



MAN

Lenkungs- und Fahrwerkteile
Steering and suspension parts

DE

EN

FR

ES

IT

PL

RU

EL

TGA

TGL

TGM

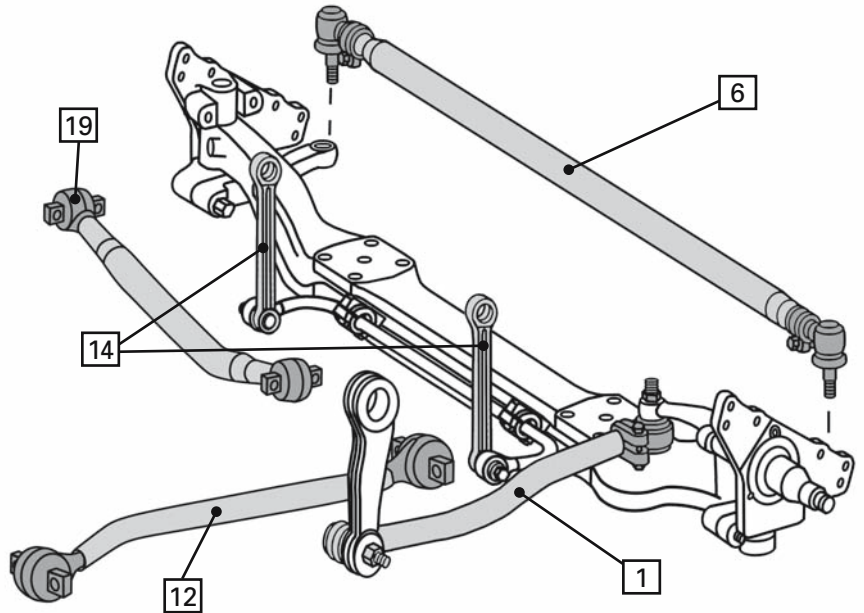
TGS

TGX

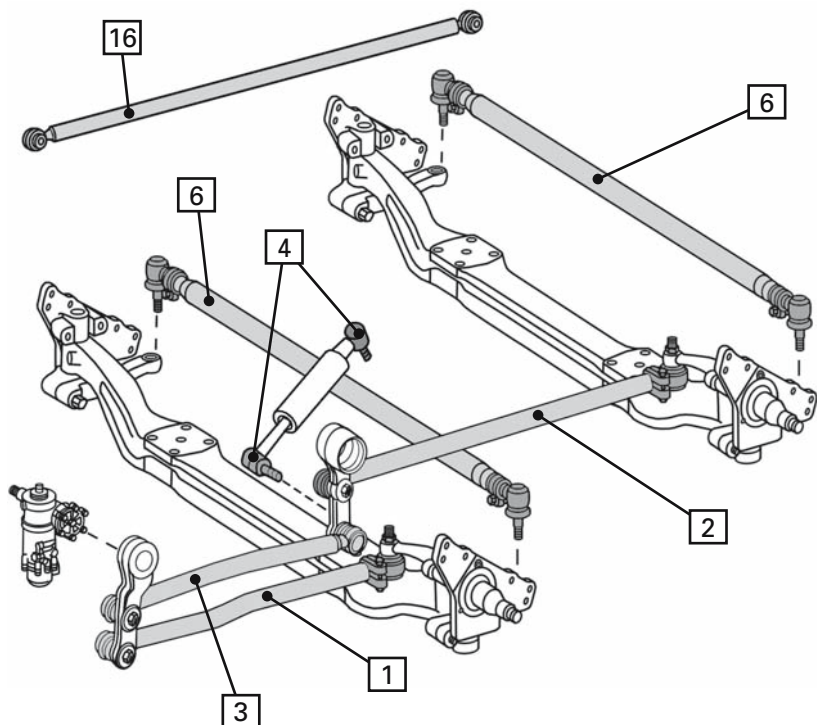


2010 / 2011

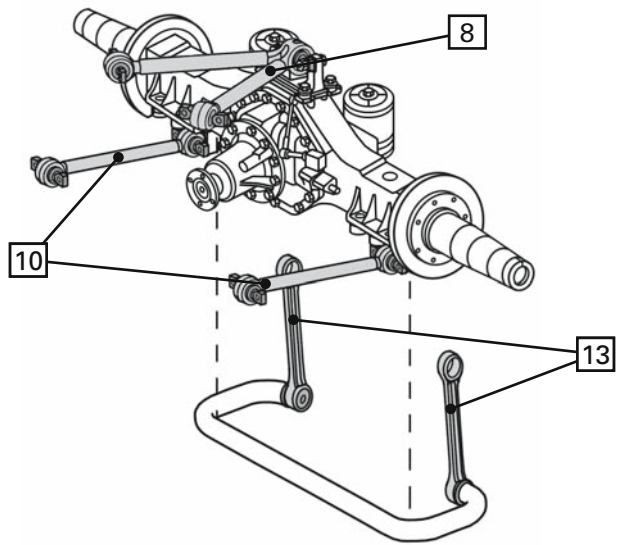
- DE** Einfache Vorderachse
- EN** Single front axle
- FR** Essieu avant simple
- ES** Eje delantero simple
- IT** Assale anteriore semplice
- PL** Pojedyncza oś przednia
- RU** Одинарный передний мост
- EL** Απλός μπροστινός άξονας



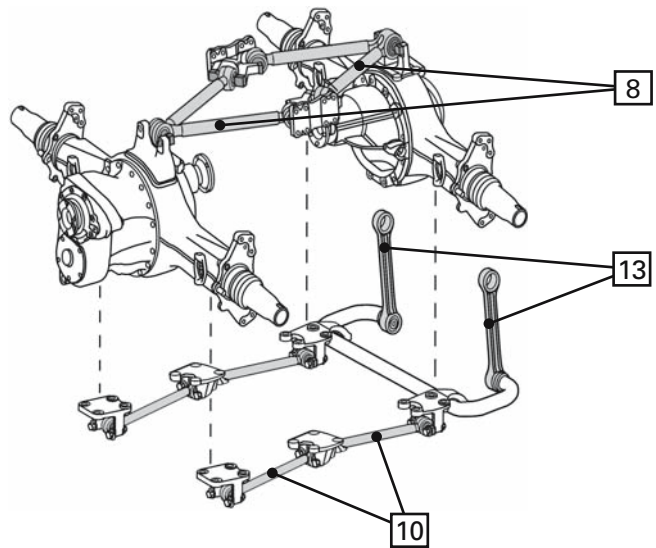
- DE** Doppelte Vorderachse
- EN** Double front axle
- FR** Essieu avant double
- ES** Eje delantero doble
- IT** Assale anteriore doppio
- PL** Podwójna oś przednia
- RU** Сдвоенный передний мост
- EL** Διπλός μπροστινός άξονας



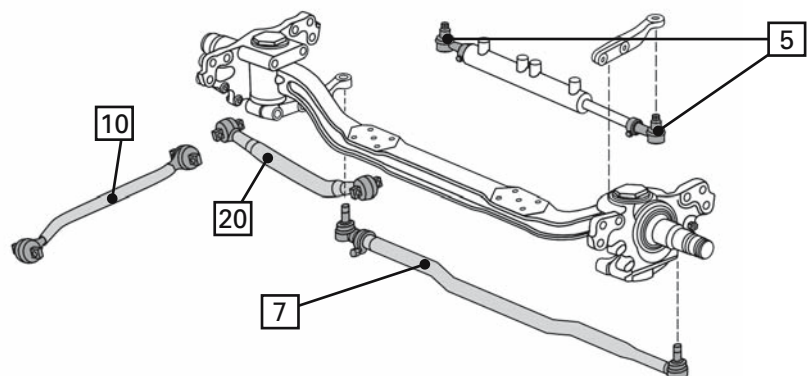
- DE** Einfache Hinterachse
- EN** Single rear axle
- FR** Essieu arrière simple
- ES** Eje trasero simple
- IT** Assale posteriore semplice
- PL** Pojedyncza oś tylna
- RU** Одинарный задний мост
- EL** Απλός πίσω άξονας











- DE** Doppelte Hinterachse
- EN** Double rear axle
- FR** Essieu arrière double
- ES** Eje trasero doble
- IT** Assale posteriore doppio
- PL** Podwójna oś tylna
- RU** Сдвоенный задний мост
- EL** Διπλός πίσω άξονας






- DE** Gelenkte Hinterachse
- EN** Controlled rear axle
- FR** Essieu arrière articulé
- ES** Eje trasero director
- IT** Assale posteriore comandato
- PL** Kierowana oś tylna
- RU** Управляемый задний мост
- EL** Κατευθυνόμενος πίσω άξονας



Symbole • Symbols • Symboles • Símbolos

Einbauort • Installation point • Emplacement de montage • Lugar de montaje	
	Vorderachse • front axle • essieu avant • eje delantero
	Hinterachse • rear axle • essieu arrière • eje trasero
	Nachlaufachse • trailing axle • essieu suiveur • eje remolcado
	oben • top • supérieur • arriba
	unten • bottom • inférieur • abajo
	links • left • gauche • izquierda
	rechts • right • droite • derecha
	beidseitig • left and right • des deux côtés • ambos lados
	vorne • front • avant • delante
Fahrzeughinweise • Vehicle notes • Indications concernant le véhicule • Observaciones sobre el vehículo	
	Blattfederachse • leaf spring axle • essieu à ressorts à lames • eje de ballesta
	luftgefederte Achse • pneumatically-suspended axle • essieu à suspension pneumatique • eje con muelles neumáticos
	für Linkslenker • for left-hand drive vehicles • pour véhicules avec direction à gauche • para vehículos con dirección a la izquierda
	für Rechtslenker • for right-hand drive vehicles • pour véhicules avec direction à droite • para vehículos con dirección a la derecha
Spalte „i“ • Column “i” • Colonne “i” • Columna “i”	
->04.2006	bis Baujahr • to construction year • jusqu'à l'année de fabrication • hasta año de construcción
04.2006->	ab Baujahr • from construction year • à partir de l'année de fabrication • desde año de construcción
Mot. ...	Motorcode • engine code • code moteur • código de motor
Produkte in Stückliste • Products in parts list • Produits dans liste des pièces • Productos en la lista de piezas	
	Reparatursatz • repair kit • kit de réparation • kit de reparación
	Winkelgelenk • angle joint • rotule coudée • articulación angular

Simboli • Symbole • Символы • Σύμβολα

Punto di montaggio • Miejsce montażu • Место монтажа • Μέρος τοποθέτησης	
	assale anteriore • przednia oś • передний мост • μπροστινός άξονας
	assale posteriore • tylna oś • задний мост • πίσω άξονας
	asse portante • oś wleczona • поддерживающий мост • δευτερεύων άξονας
	in alto • góra • вверх • πάνω
	in basso • dół • внизу • κάτω
	sinistra • lewo • слева • αριστερά
	destra • prawo • справа • δεξιά
	bilaterale • obustronnie • с обеих сторон • και από τις δύο πλευρες
	davanti • przód • спереди • μπροστά
Indicazioni veicolo • Informacje o pojeździe • Указания в отношении автомобиля • Υποδείξεις για το όχημα	
	assale a molla a lamina • oś resoru riórowego • мост с листовыми рессорами • άξονας με ελατήρια ελασμάτων
	assale ad ammortizz. pneumatica • oś resorowana pneumatycznie • мост с пневмоподвеской • άξονας με ελατήρια αέρα
	per veicolo con guida a sinistra • do pojazdów z kierownicą po lewej stronie • для автомобилей с левым расположением руля • για αριστεροτίμονα
	per veicolo con guida a destra • do pojazdów z kierownicą po prawej stronie • для автомобилей с правым расположением руля • για δεξιотίμονα
Colonna "i" • Kolumna "i" • Столбец "i" • Στήλη "i"	
->04.2006	fino all'anno di costruzione • do roku produkcji • до года изготовления • μέχρι έτος κατασκευής
04.2006->	a partire dall'anno di costruzione • od roku produkcji • начиная с года изготовления • από έτος κατασκευής
Mot. ...	codice motore • kod silnika • код двигателя • κωδικός κινητήρα
Prodotti nella lista pezzi • Produkty w liście części • Продукты в спецификации • Προϊόντα στη λίστα τεμαχίων	
	kit riparazione • zestaw naprawczy • ремкомплект • σετ επισκευής
	snodo angolare • przegub kątowy • угловой шарнир • γωνιακός σύνδεσμος

Index

F 90	1 – 94
F 90 Unterflur	95 – 99
F 2000	100 – 173
E 2000	174 – 189
G	190 – 191
G 90	192 – 194
L 2000	195 – 210
M 90	211 – 237
M 2000 L	238 – 254
M 2000 M	255 – 266
TGA	267 – 458
TGL	459 – 466
TGM	467 – 480
TGS	481 – 546
TGX	547 – 578

DE

Symbole	U2
Einfache Vorderachse	U3
Doppelte Vorderachse	U3
Einfache Hinterachse	U6
Doppelte Hinterachse	U6
Gelenkte Hinterachse	U6

Allgemeine Information	V3
Katalogaufbau	V4
Kugelgelenk, Außengewinde	V5
Kugelgelenk, Innengewinde	V6
Achsstrebe / Dreieckslenker / Lenk- und Spurstange	V7

Komponentenstückliste	579 – 583
Arithmetische Liste	584 – 590
Vergleichsliste	590 – 591
Neuaufnahmen	592 – 593
Geänderte Bestellnummer	594

EN

Symbols	U2
Single front axle	U3
Double front axle	U3
Single rear axle	U6
Double rear axle	U6
Controlled rear axle	U6

General information	V9
Catalog layout	V10
Ball joint, outer thread	V11
Ball joint, inner thread	V12
Axle strut / A-arm / Steering/tie-rod	V13

Components partslist	579 – 583
Part number list	584 – 590
Cross reference list	590 – 591
New to range	592 – 593
Amended part numbers	594

FR

Symboles	U2
Essieu avant simple	U3
Essieu avant double	U3
Essieu arrière simple	U6
Essieu arrière double	U6
Essieu arrière articulé	U6

Information générale	V15
Structure du catalogue	V16
Traductions	V16 – 19
Rotule d'articulation, filetage extérieur	V20
Rotule d'articulation, filetage intérieur	V21
Jambe d'essieu / Bras de suspension triangulaire / Barre de direction et d'accouplement	V22

Nomenclature des composants	579 – 583
Liste arithmétique	584 – 590
Liste comparative	590 – 591
Nouvelles intégrations	592 – 593
Numéros de commande modifiés	594

ES

Símbolos	U2
Eje delantero simple	U3
Eje delantero doble	U3
Eje trasero simple	U6
Eje trasero doble	U6
Eje trasero director	U6

Información general	V23
Estructura del catálogo	V24
Traducciones	V24 – 27
Articulación esférica, rosca exterior	V28
Articulación esférica, rosca interior	V29
Puntal de eje / Brazo oscilante triangular / Barra de dirección y de acoplamiento	V30

Lista de componentes	579 – 583
Listado numérico	584 – 590
Listado de equivalencias	590 – 591
Productos nuevos	592 – 593
Referencias modificadas	594

Index

IT

Assale anteriore semplice	U3
Assale anteriore doppio	U3
Assale posteriore semplice	U6
Assale posteriore doppio	U6
Assale posteriore comandato	U6
Simboli	U7
Informazioni generali	V31
Struttura del catalogo	V32
Traduzione	V32 – 35
Giunto sferico, filettatura esterna	V36
Giunto sferico, filettatura interna	V37
Asta di reazione / Triangolo oscillante / Tirante laterale e trasversale	V38
Elenco dei pezzi componenti	579 – 583
Lista aritmetica	584 – 590
Lista di riscontro	590 – 591
Nuove acquisizioni	592 – 593
Numeri d'ordine modificati	594

PL

Pojedyncza oś przednia	U3
Podwójna oś przednia	U3
Pojedyncza oś tylna	U6
Podwójna oś tylna	U6
Kierowana oś tylna	U6
Symbole	U7
Ogólne informacje	V39
Struktura katalogu	V40
Tłumaczenia	V40 – 43
Przegub kulisty, gwint zewnętrzny	V44
Przegub kulisty, gwint wewnętrzny	V45
Rozpórka osi / Wahacz trójkątny / Drążek kierowniczy poprzeczny	V46
Wykaz elementów	579 – 583
Lista arytmetyczna	584 – 590
Lista porównawcza	590 – 591
Nowe pozycje	592 – 593
Zmienione numery zamówieniowe	594

RU

Одинарный передний мост	U3
Сдвоенный передний мост	U3
Одинарный задний мост	U6
Сдвоенный задний мост	U6
Управляемый задний мост	U6
Символы	U7
Общая информация	V47
СТРУКТУРА КАТАЛОГА	V48
Переводы	V48 – 51
Шаровой шарнир, наружная резьба	V52
Шаровой шарнир, внутренняя резьба	V53
Стойка моста / Треуг. рычаг подвески / Поперечная рулевая тяга	V54
Ведомость компонентов	579 – 583
Арифметический список	584 – 590
Сравнительный список	590 – 591
Новые записи	592 – 593
Измененные номера для заказа	594

EL

Απλός μπροστινός άξονας	U3
Διπλός μπροστινός άξονας	U3
Απλός πίσω άξονας	U6
Διπλός πίσω άξονας	U6
Κατευθυνόμενος πίσω άξονας	U6
Σύμβολα	U7
Γενικές πληροφορίες	V55
Δομή καταλόγου	V56
Μεταφράσεις	V56 – 59
Σφαιρική άρθρωση, εξωτερικό σπείρωμα	V60
Σφαιρική άρθρωση, εσωτερικό σπείρωμα	V61
Ενίσχυση άξονα / Τριγωνικός βραχίονας / Κολώνα τιμονιού και μπάρα μετατρόχιου	V62
Κατάλογος ε αρτημάτων	579 – 583
Αριθμητική λίστα	584 – 590
Συγκριτική λίστα	590 – 591
Νέες εγγραφές	592 – 593
Αλλαγμένοι κωδικοί	594

Allgemeine Information

LEMFÖRDER Markenprodukte garantieren Ihnen höchste Präzision und einwandfreie Funktion. Verlangen Sie deshalb immer die Original-Teile von LEMFÖRDER.

Für Ihre Anforderungen benötigen wir die vollständige Bestellnummer, zum Beispiel:

LEMFÖRDER Spurstange 11768 01

In Zweifelsfällen geben Sie bitte auch Typenbezeichnung und Baujahr des Fahrzeugs an, für das der gewünschte Artikel bestimmt ist.


Alle Rechte vorbehalten. Vervielfältigungen oder die Mitbenutzung dieses Kataloges – auch auszugsweise – für die Erstellung eines Eigenkataloges sind ohne ausdrückliche Zustimmung unzulässig.

Ersatzteilenummern der Fahrzeughersteller dienen nur zu Vergleichszwecken. Eine Verwendung derartiger Angaben in Rechnungen an den Fahrzeugbesitzer ist nicht statthaft.

Die aktuellen allgemeinen Geschäftsbedingungen finden Sie unter www.zf.com/de/services/dokumente



Sämtliche in diesem Katalog aufgeführten Produkte dürfen nur durch ausgebildetes Personal einer Kfz-Fachwerkstatt verbaut werden.



Elektronische Kataloge

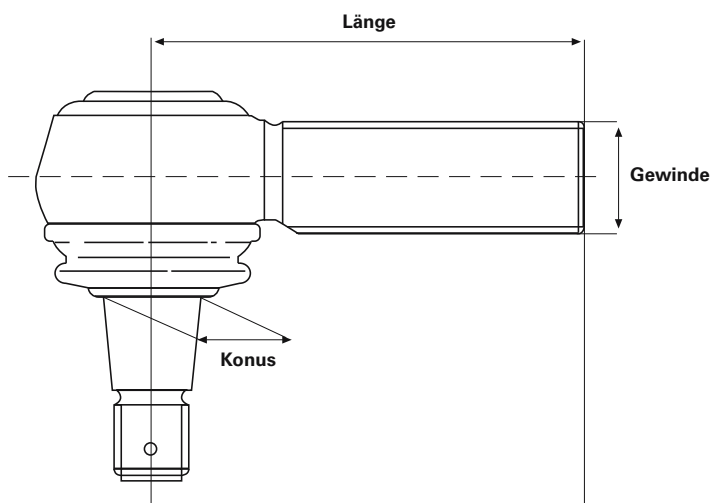
WebCat

- Online-Katalog im Internet unter www.zf.com/lemfoerder/katalog

InCat

- Elektronischer Katalog auf DVD (Pkw und Nfz)

Kugelgelenk, Außengewinde



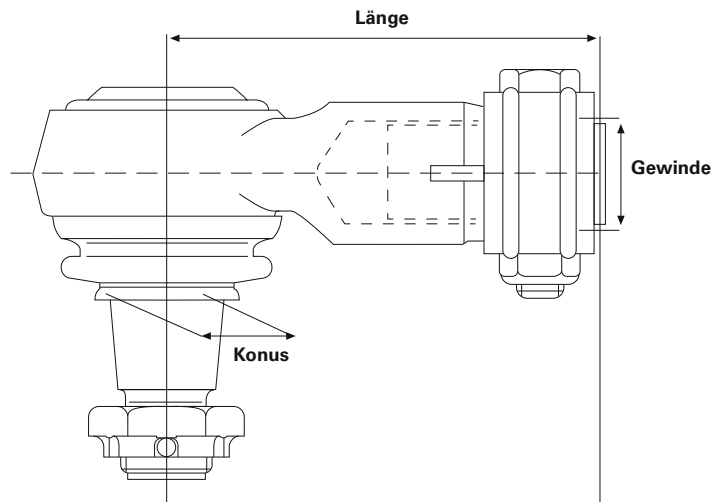
LEMFÖRDER Art.-Nr.	Länge	Konus	Gewinde	Gewinderichtung RHT/LHT*	LEMFÖRDER Art.-Nr.	Länge	Konus	Gewinde	Gewinderichtung RHT/LHT*
21789 01	95	18	M18x1,5	RHT	11492 02	120	30	M30x1,5	LHT
19452 01	95	18	M18x1,5	LHT	19555 01	135	30	M30x1,5	RHT
20492 01	95	18	M22x1,5	LHT	16859 01	135	30	M30x1,5	LHT
11391 01	95	18	M22x1,5	RHT	23775 01	120	30	M38x1,5	RHT
11380 01	105	22	M24x1,5	RHT	11723 01	120	30	M38x1,5	LHT
11381 01	105	22	M24x1,5	LHT	11944 01	120	31,5	M30x1,5	RHT
11378 01	105	22	M28x1,5	RHT	11945 01	120	31,5	M30x1,5	LHT
11379 01	105	22	M28x1,5	LHT	11394 03	120	32	M30x1,5	RHT
22537 01	115	22	M28x1,5	LHT	12280 03	120	32	M30x1,5	LHT
14982 01	75	26	M22x1,5	RHT	24445 01	145	32	M30x1,5	RHT
21294 01	115	26	M24x1,5	RHT	18007 03	155	32	M30x1,5	RHT
23118 01	75	26	M24x1,5	RHT	23771 01	120	32	M38x1,5	RHT
11721 01	115	26	M28x1,5	RHT	23748 01	90	38	M24x1,5	RHT
11402 01	115	26	M30x1,5	RHT	20398 01	135	38	M30x1,5	RHT
11403 01	115	26	M30x1,5	LHT	20513 01	135	38	M30x1,5	LHT
11388 01	120	26	M30x1,5	RHT	23124 01	95	38	M30x1,5	RHT
19613 01	120	26	M30x1,5	LHT	19615 01	135	38	M38x1,5	RHT
18467 01	141	26	M30x1,5	LHT	19614 01	135	38	M38x1,5	LHT
19927 01	141	26	M30x1,5	RHT	23090 01	150	38	M38x1,5	RHT
21687 01	120	28,6	M38x1,5	RHT	22540 01	160	45	M38x1,5	RHT
20565 01	80	30	M22x1,5	RHT	22539 01	160	45	M38x1,5	LHT
11505 02	120	30	M30x1,5	RHT					

* RHT: Rechtsgewinde

LHT: Linksgewinde

Für nach dieser Tabelle selbstausgewählte Gelenke und deren Verwendung besteht keine Gewähr. Die Winkel-tabelle in dieser vereinfachten Darstellung dient dabei ausschliesslich zur Referenzierung für Fahrzeuge, welche in diesem Katalog enthalten sind.

Kugelgelenk, Innengewinde



LEMFÖRDER Art.-Nr.	Länge	Konus	Gewinde	Gewinderichtung RHT/LHT*
19851 01	70	22	M18x1,5	RHT
23176 01	65	22	M20x1,5	RHT
21787 01	85	22	M22x1,5	RHT
22536 01	90	26	M22x1,5	RHT
23168 01	90	26	M24x1,5	RHT
22534 01	120	26	M30x1,5	RHT
27634 01	88	28,6	M26x1,5	RHT
28792 01	120	28,6	M26x1,5	RHT
21076 01	80	30	M22x1,5	RHT
19783 01	95	30	M22x1,5	RHT
12974 01	95	30	M24x1,5	RHT
19862 01	95	30	M26x1,5	RHT
23169 01	95	30	M28x1,5	RHT
22535 01	120	30	M30x1,5	RHT
19538 01	86	31,5	M22x1,5	RHT
30756 01	90	38	M36x1,5	RHT
27632 01	100	38	M26x1,5	RHT
23170 01	135	38	M22x1,5	RHT
23166 01	120	38	M24x1,5	RHT
18461 01	85	38	M26x1,5	RHT
23165 01	105	38	M30x1,5	RHT
23171 01	100	38	M32x1,5	RHT

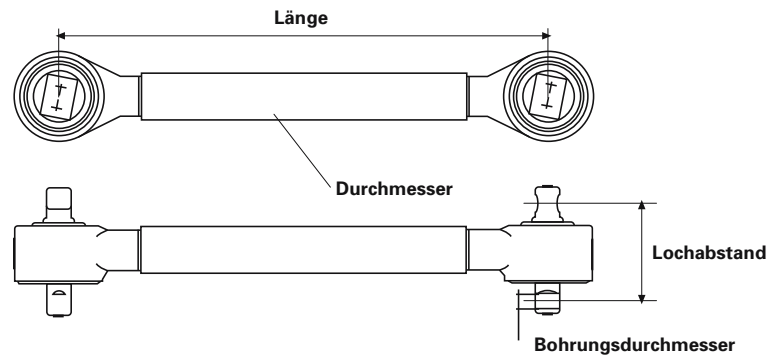
LEMFÖRDER Art.-Nr.	Länge	Konus	Gewinde	Gewinderichtung RHT/LHT*
22532 01	165	38	M42x1,5	RHT
11623 01	165	38	M48x1,5	LHT
11624 01	165	38	M48x1,5	RHT

* RHT: Rechtsgewinde

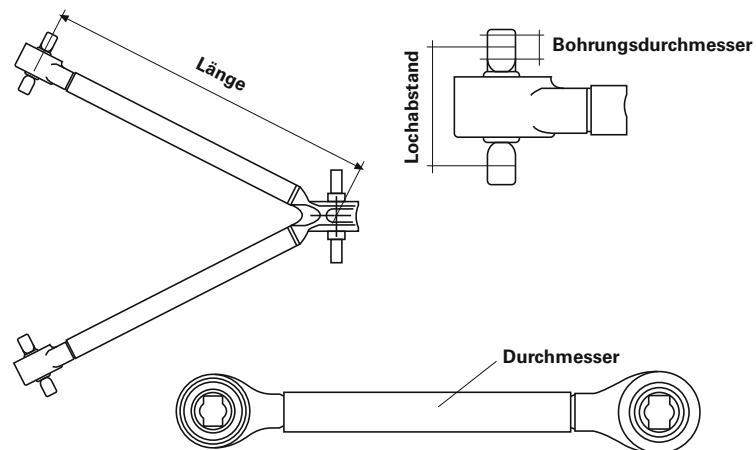
LHT: Linksgewinde

Für nach dieser Tabelle selbstausgewählte Gelenke und deren Verwendung besteht keine Gewähr. Die Winkel-tabelle in dieser vereinfachten Darstellung dient dabei ausschliesslich zur Referenzierung für Fahrzeuge, welche in diesem Katalog enthalten sind.

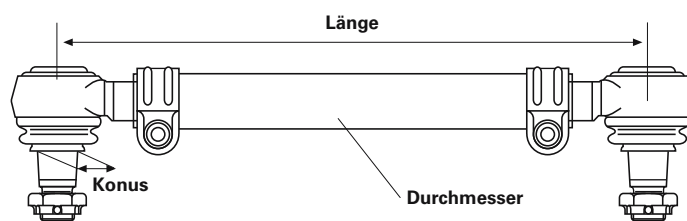
Achsstrebe



Dreieckslenker



Lenk- und Spurstange



General information

LEMFÖRDER brand products guarantee you the highest precision and flawless function. For this reason, you should always insist on original parts from LEMFÖRDER.

To fulfil your request, we need the complete order number, for example:

LEMFÖRDER track rod 11768 01

In case of doubt, please give the type designation and year of manufacture of the car for which the desired part is intended.


All rights reserved. Duplication or joint use of this catalog – including excerpts – for creation of your own catalog is prohibited, unless approved in writing.

Replacement part numbers of the car's manufacturer serve only for purposes of comparison. Use of this type of designation in invoices to the vehicle's owner is not permitted.

For current terms and conditions see www.zf.com/de/services/documents



The products listed in this catalog must be installed at a workshop by qualified personnel only.



Electronic catalog

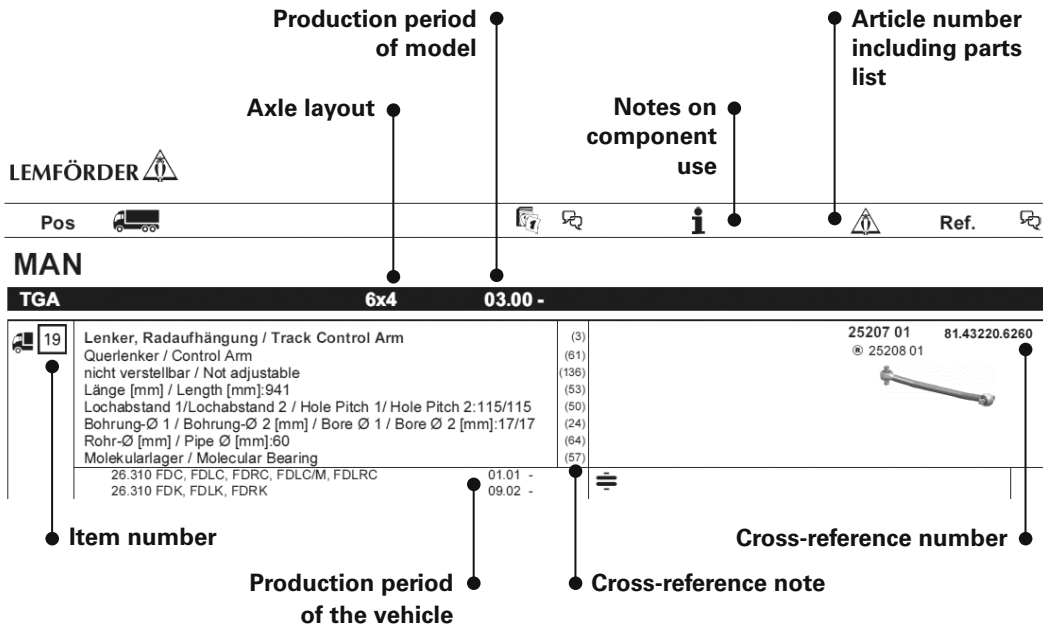
WebCat

- Online catalog on the internet at www.zf.com/lemfoerder/catalog

InCat

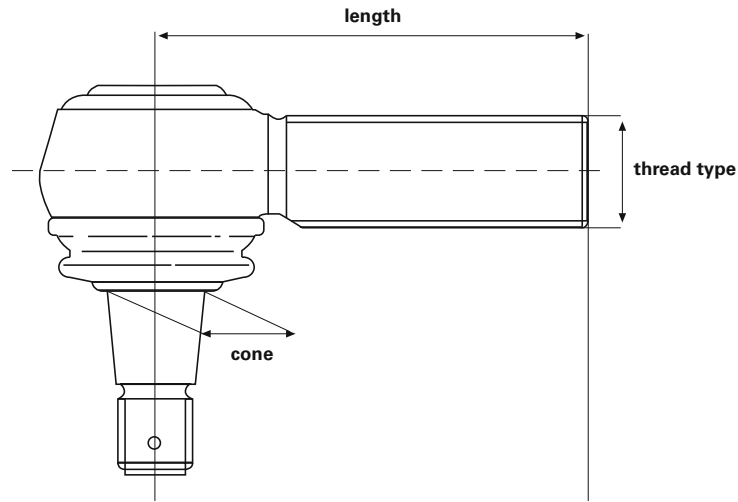
- Electronic catalog on DVD (passenger cars and commercial vehicles)

Catalog layout



Memo

Ball joint, outer thread



LEMFÖRDER article number	length	cone	thread type	thread direction RHT/LHT*
21789 01	95	18	M18x1,5	RHT
19452 01	95	18	M18x1,5	LHT
20492 01	95	18	M22x1,5	LHT
11391 01	95	18	M22x1,5	RHT
11380 01	105	22	M24x1,5	RHT
11381 01	105	22	M24x1,5	LHT
11378 01	105	22	M28x1,5	RHT
11379 01	105	22	M28x1,5	LHT
22537 01	115	22	M28x1,5	LHT
14982 01	75	26	M22x1,5	RHT
21294 01	115	26	M24x1,5	RHT
23118 01	75	26	M24x1,5	RHT
11721 01	115	26	M28x1,5	RHT
11402 01	115	26	M30x1,5	RHT
11403 01	115	26	M30x1,5	LHT
11388 01	120	26	M30x1,5	RHT
19613 01	120	26	M30x1,5	LHT
18467 01	141	26	M30x1,5	LHT
19927 01	141	26	M30x1,5	RHT
21687 01	120	28,6	M38x1,5	RHT
20565 01	80	30	M22x1,5	RHT
11505 02	120	30	M30x1,5	RHT

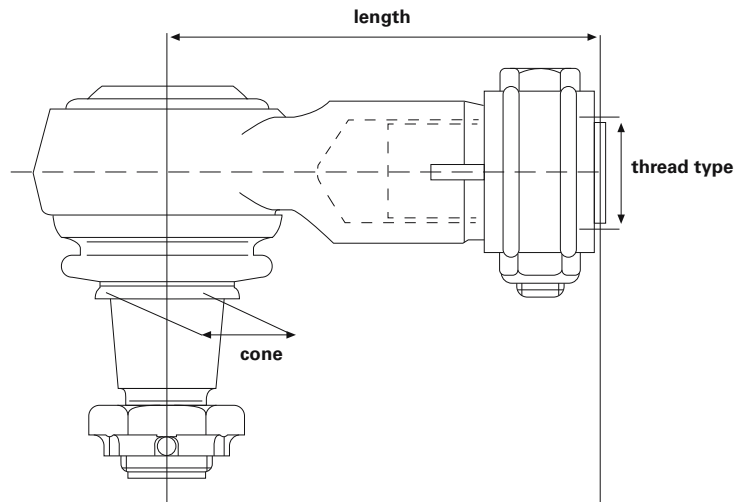
LEMFÖRDER article number	length	cone	thread type	thread direction RHT/LHT*
11492 02	120	30	M30x1,5	LHT
19555 01	135	30	M30x1,5	RHT
16859 01	135	30	M30x1,5	LHT
23775 01	120	30	M38x1,5	RHT
11723 01	120	30	M38x1,5	LHT
11944 01	120	31,5	M30x1,5	RHT
11945 01	120	31,5	M30x1,5	LHT
11394 03	120	32	M30x1,5	RHT
12280 03	120	32	M30x1,5	LHT
24445 01	145	32	M30x1,5	RHT
18007 03	155	32	M30x1,5	RHT
23771 01	120	32	M38x1,5	RHT
23748 01	90	38	M24x1,5	RHT
20398 01	135	38	M30x1,5	RHT
20513 01	135	38	M30x1,5	LHT
23124 01	95	38	M30x1,5	RHT
19615 01	135	38	M38x1,5	RHT
19614 01	135	38	M38x1,5	LHT
23090 01	150	38	M38x1,5	RHT
22540 01	160	45	M38x1,5	RHT
22539 01	160	45	M38x1,5	LHT

* RHT: right-hand thread

LHT: left-hand thread

For the freely selected joints from this table and their usage there is no guarantee. The angle table in this simplified depiction is only for reference purposes for the vehicles contained in this catalog.

Ball joint, inner thread



LEMFÖRDER article number	length	cone	thread type	thread direction RHT/LHT*
19851 01	70	22	M18x1,5	RHT
23176 01	65	22	M20x1,5	RHT
21787 01	85	22	M22x1,5	RHT
22536 01	90	26	M22x1,5	RHT
23168 01	90	26	M24x1,5	RHT
22534 01	120	26	M30x1,5	RHT
27634 01	88	28,6	M26x1,5	RHT
28792 01	120	28,6	M26x1,5	RHT
21076 01	80	30	M22x1,5	RHT
19783 01	95	30	M22x1,5	RHT
12974 01	95	30	M24x1,5	RHT
19862 01	95	30	M26x1,5	RHT
23169 01	95	30	M28x1,5	RHT
22535 01	120	30	M30x1,5	RHT
19538 01	86	31,5	M22x1,5	RHT
30756 01	90	38	M36x1,5	RHT
27632 01	100	38	M26x1,5	RHT
23170 01	135	38	M22x1,5	RHT
23166 01	120	38	M24x1,5	RHT
18461 01	85	38	M26x1,5	RHT
23165 01	105	38	M30x1,5	RHT
23171 01	100	38	M32x1,5	RHT

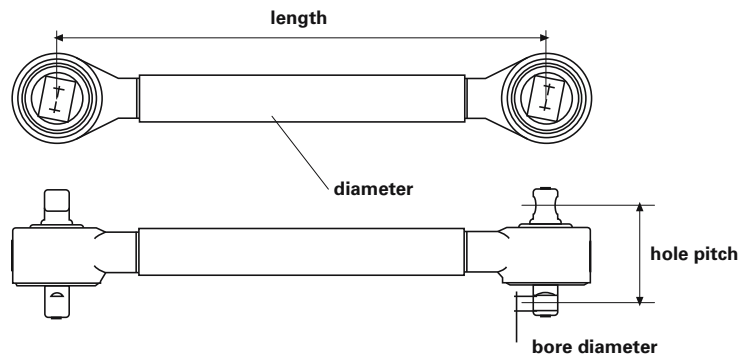
LEMFÖRDER article number	length	cone	thread type	thread direction RHT/LHT*
22532 01	165	38	M42x1,5	RHT
11623 01	165	38	M48x1,5	LHT
11624 01	165	38	M48x1,5	RHT

* RHT: right-hand thread

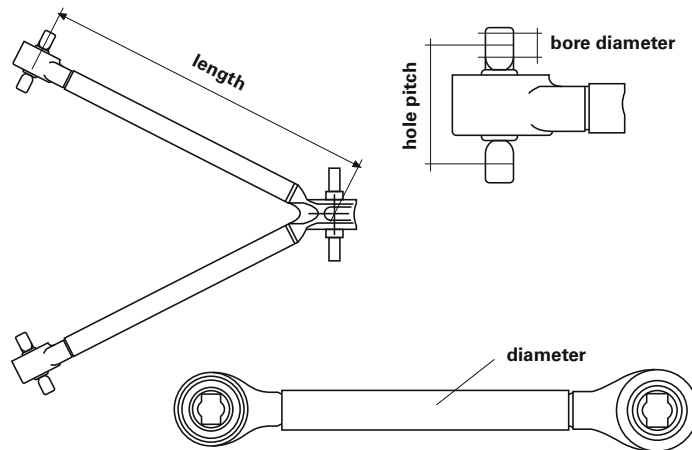
LHT: left-hand thread

For the freely selected joints from this table and their usage there is no guarantee. The angle table in this simplified depiction is only for reference purposes for the vehicles contained in this catalog.

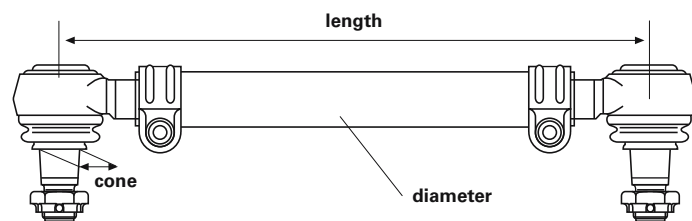
Axle strut



A-arm



Steering/tie-rod



Information générale

Les produits de marque LEMFÖRDER vous garantissent à la fois une extrême précision et un fonctionnement irréprochable. Exigez par conséquent dans tous les cas des pièces d'origine LEMFÖRDER.

Pour répondre à votre demande, nous avons besoin du numéro de commande complet, exemple:

LEMFÖRDER barre d'accouplement 11768 01

En cas de doute, veuillez également indiquer le type et l'année de construction du véhicule auquel est destiné l'article souhaité.


Tous droits réservés. La reproduction ou l'utilisation – même partielle – de ce catalogue pour l'élaboration de son propre catalogue est interdite sans notre autorisation expresse.

Les numéros de pièces détachées des constructeurs de véhicules sont uniquement indiqués aux fins de comparaison. Le report de ces données sur les factures destinées au propriétaire du véhicule est illicite.

Vous trouverez les conditions générales sur Internet: www.zf.com/de/services/documents



Tous les produits mentionnés dans ce catalogue doivent exclusivement être montés par le personnel formé d'un atelier automobile qualifié.



Catalogues électroniques

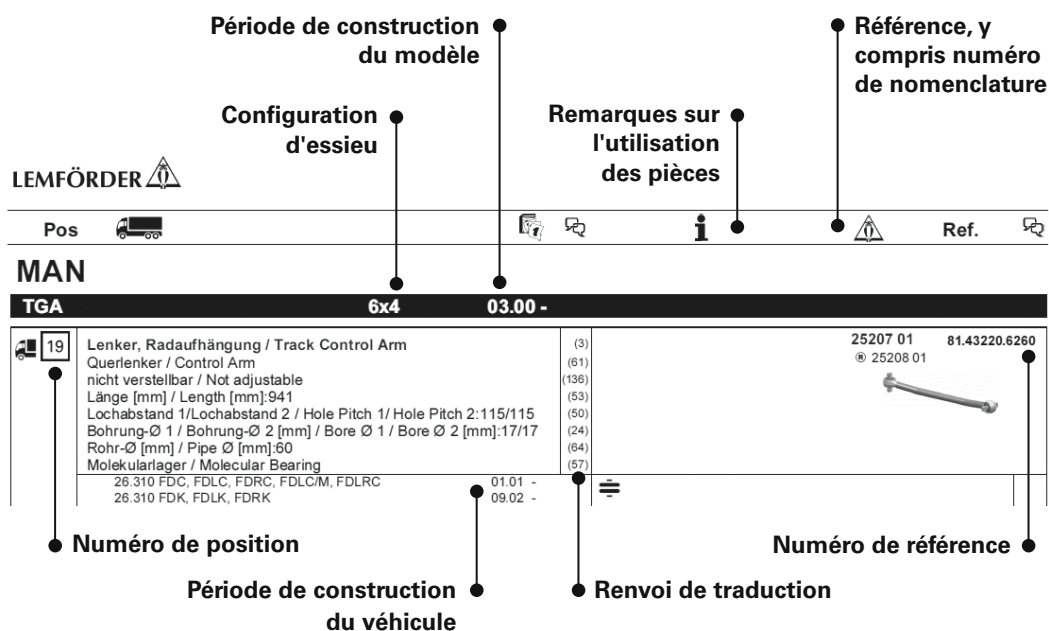
WebCat

- Catalogue en ligne à l'adresse www.zf.com/lemfoerder/catalog

InCat

- Catalogue électronique sur DVD (véhicules de tourisme et utilitaires)

Structure du catalogue



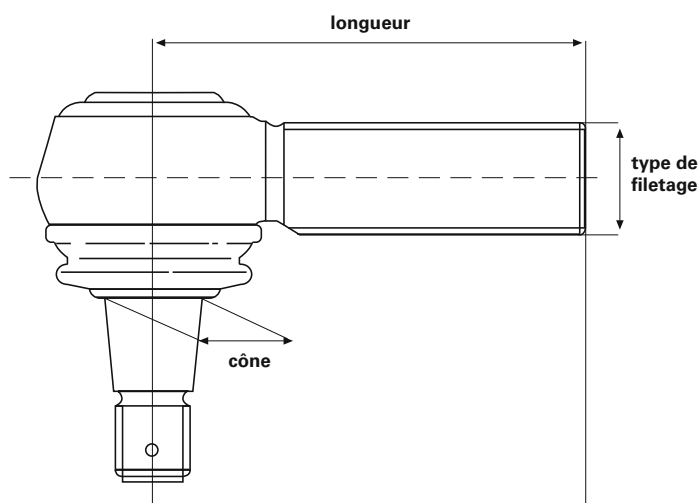
Traductions

(01)	rotule à bille, capteur de course de barre d'attelage
(02)	rotule, tringlerie de commande des vitesses
(03)	bras, suspension de roue
(04)	barre de commande de direction
(05)	kit de réparation, bras de suspension
(06)	vis, réglage du parallélisme
(07)	barre d'accouplement
(08)	rotule de barre d'accouplement
(09)	tige / renfort, stabilisateur
(10)	articulation angulaire
(11)	articulation angulaire, barre de poussée de direction
(12)	1er essieu arrière
(13)	1er essieu avant
(14)	2ème essieu arrière
(15)	2ème essieu avant
(16)	empattement [mm]
(17)	type d'essieu

(18)	charge sur essieu [t]
(19)	axe de transmission
(20)	respectez le sens de l'articulation centrale
(21)	filetage extérieur [mm]
(22)	modèle
(23)	pour véhicules avec assistance pneumatique à l'embrayage
(24)	Ø alésage 1 / Ø alésage 2 [mm]
(25)	Ø alésage 1 [mm]
(26)	Ø alésage [mm]
(27)	DIN/ISO
(28)	épaisseur [mm]
(29)	ensemble essieu tandem
(30)	essieu tandem entraîné
(31)	bras de suspension triangulaire
(32)	bras de suspension triangulaire (PL)
(33)	ID cabine
(34)	largeur du véhicule 2300 mm
(35)	barre conductrice
(37)	taille du filetage
(38)	kit lourdes charges
(39)	type haut
(40)	filetage intérieur
(41)	filetage intérieur [mm]
(42)	taille du cône [mm]
(43)	barre d'accouplement
(44)	position / degré
(45)	essieu directeur
(46)	bielle de direction de levier intermédiaire 1
(47)	levier de commande de direction vers levier intermédiaire 1
(48)	levier de commande de direction vers 1er essieu avant
(49)	direction ZF 8099
(50)	écartement des trous 1 / écartement des trous 2
(51)	version locale : Scandinavie
(52)	version locale : Autriche
(53)	longueur [mm]
(54)	bras oscillant longitudinal
(55)	matériau : acier moulé
(56)	type hauteur moyenne
(57)	palier moléculaire
(58)	véhicule de collecte des ordures ménagères
(59)	essieu suiveur
(60)	type bas
(61)	bras oscillant transversal
(62)	empattement [mm]
(63)	dimensions des pneus
(64)	Ø tuyau [mm]
(65)	tracteur à sellette
(66)	frein à disque
(67)	essieu relevable
(68)	tringle de poussée
(69)	frein à tambour
(70)	bras de suspension quadrangulaire (VU)
(71)	essieu guide
(72)	levier intermédiaire 1 vers palier intermédiaire 2
(73)	levier intermédiaire 2 vers levier intermédiaire 3

- (74) levier intermédiaire vers essieu avant 2
- (75) à partir du n° de production
- (76) côté corps d'essieu
- (77) sur levier de direction
- (78) sur vérin de direction
- (79) sur tringlerie de changement de vitesses
- (80) sur le levier intermédiaire
- (81) asymétrique
- (82) avec système de régulation de suspension électronique
- (83) avec essieu suiveur hydrauliquement forcé
- (84) avec essieu suiveur hydrauliquement forcé et commandé électroniquement
- (85) ajustable bilatéralement
- (86) jusqu'au n° de production
- (87) ajustable unilatéralement
- (88) côté conducteur
- (89) pour
- (90) pour frein à cylindre de piston
- (91) pour triangle de guidage
- (92) pour bras de suspension triangulaire (VU)
- (93) pour véhicules avec suspension à lames
- (94) pour véhicules avec suspension pneumatique
- (95) pour véhicules à essieu suiveur forcé
- (96) pour véhicules à essieu directeur forcé
- (97) pour véhicules à essieu suiveur rigide
- (98) pour véhicules à essieu directeur rigide
- (99) pour véhic. avec poids total autor. max. [kg]
- (100) pour barre conductrice
- (101) pour mécanisme de direction ID
- (102) pour véhicules avec direction à droite / à gauche
- (103) pour bras de suspension longitudinal
- (104) pour numéro OE
- (105) pour bras de suspension transversal
- (106) pour tringle de poussée
- (107) pour véhicules spéciaux
- (108) pour bras de suspension quadrangulaire (VU)
- (109) coudé(e)
- (110) essieu avant coudé
- (111) droit
- (112) essieu avant rectiligne
- (113) avec ressort parabolique à cinq lames
- (114) avec monte jumelée
- (115) avec filetage intérieur
- (116) avec filetage à gauche
- (117) avec ressort parabolique
- (118) avec filetage à droite
- (119) avec circlip
- (120) avec stabilisateur d'essieu arrière
- (121) avec stabilisateur d'essieu avant
- (122) avec ressort trapézoïdal
- (123) avec accessoires
- (124) pas pour le contrôle continu d'amortissement CDC (Continuous Damping Control)
- (125) par pour le système de régulation de suspension électronique
- (126) pas pour l'essieu suiveur hydrauliquement forcé
- (127) pas pour l'essieu suiveur hydrauliquement forcé et commandé électroniquement
- (128) pas pour

Rotule d'articulation, filetage extérieur



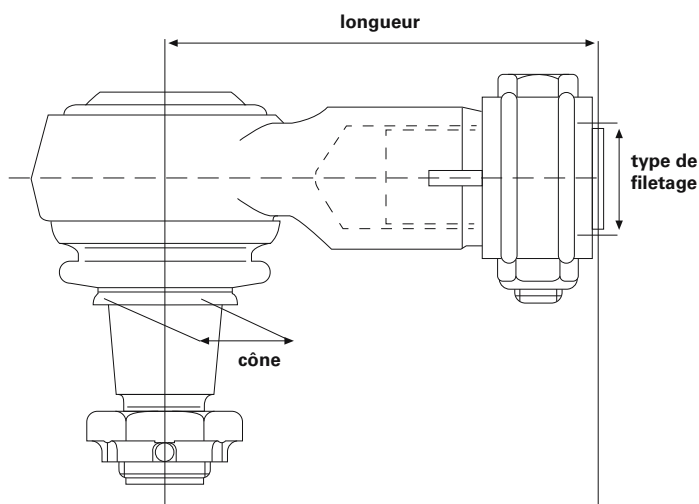
LEMFÖRDER numéro d'article	longueur	cône	type de filetage	sens du filetage RHT/LHT*	LEMFÖRDER numéro d'article	longueur	cône	type de filetage	sens du filetage RHT/LHT*
21789 01	95	18	M18x1,5	RHT	11492 02	120	30	M30x1,5	LHT
19452 01	95	18	M18x1,5	LHT	19555 01	135	30	M30x1,5	RHT
20492 01	95	18	M22x1,5	LHT	16859 01	135	30	M30x1,5	LHT
11391 01	95	18	M22x1,5	RHT	23775 01	120	30	M38x1,5	RHT
11380 01	105	22	M24x1,5	RHT	11723 01	120	30	M38x1,5	LHT
11381 01	105	22	M24x1,5	LHT	11944 01	120	31,5	M30x1,5	RHT
11378 01	105	22	M28x1,5	RHT	11945 01	120	31,5	M30x1,5	LHT
11379 01	105	22	M28x1,5	LHT	11394 03	120	32	M30x1,5	RHT
22537 01	115	22	M28x1,5	LHT	12280 03	120	32	M30x1,5	LHT
14982 01	75	26	M22x1,5	RHT	24445 01	145	32	M30x1,5	RHT
21294 01	115	26	M24x1,5	RHT	18007 03	155	32	M30x1,5	RHT
23118 01	75	26	M24x1,5	RHT	23771 01	120	32	M38x1,5	RHT
11721 01	115	26	M28x1,5	RHT	23748 01	90	38	M24x1,5	RHT
11402 01	115	26	M30x1,5	RHT	20398 01	135	38	M30x1,5	RHT
11403 01	115	26	M30x1,5	LHT	20513 01	135	38	M30x1,5	LHT
11388 01	120	26	M30x1,5	RHT	23124 01	95	38	M30x1,5	RHT
19613 01	120	26	M30x1,5	LHT	19615 01	135	38	M38x1,5	RHT
18467 01	141	26	M30x1,5	LHT	19614 01	135	38	M38x1,5	LHT
19927 01	141	26	M30x1,5	RHT	23090 01	150	38	M38x1,5	RHT
21687 01	120	28,6	M38x1,5	RHT	22540 01	160	45	M38x1,5	RHT
20565 01	80	30	M22x1,5	RHT	22539 01	160	45	M38x1,5	LHT
11505 02	120	30	M30x1,5	RHT					

* RHT: filetage à droite

LHT: filetage à gauche

Aucune garantie n'est applicable pour les joints sélectionnés automatiquement d'après ce tableau ainsi que pour leur utilisation. Le tableau des angles dans cette représentation simplifiée sert ainsi uniquement de référence pour les véhicules contenus dans ce catalogue.

Rotule d'articulation, filetage intérieur



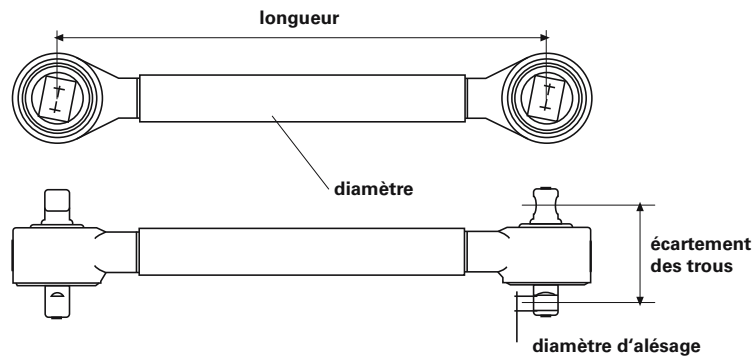
LEMFÖRDER numéro d'article	longueur	cône	type de filetage	sens du filetage RHT/LHT*
19851 01	70	22	M18x1,5	RHT
23176 01	65	22	M20x1,5	RHT
21787 01	85	22	M22x1,5	RHT
22536 01	90	26	M22x1,5	RHT
23168 01	90	26	M24x1,5	RHT
22534 01	120	26	M30x1,5	RHT
27634 01	88	28,6	M26x1,5	RHT
28792 01	120	28,6	M26x1,5	RHT
21076 01	80	30	M22x1,5	RHT
19783 01	95	30	M22x1,5	RHT
12974 01	95	30	M24x1,5	RHT
19862 01	95	30	M26x1,5	RHT
23169 01	95	30	M28x1,5	RHT
22535 01	120	30	M30x1,5	RHT
19538 01	86	31,5	M22x1,5	RHT
30756 01	90	38	M36x1,5	RHT
27632 01	100	38	M26x1,5	RHT
23170 01	135	38	M22x1,5	RHT
23166 01	120	38	M24x1,5	RHT
18461 01	85	38	M26x1,5	RHT
23165 01	105	38	M30x1,5	RHT
23171 01	100	38	M32x1,5	RHT

LEMFÖRDER numéro d'article	longueur	cône	type de filetage	sens du filetage RHT/LHT*
22532 01	165	38	M42x1,5	RHT
11623 01	165	38	M48x1,5	LHT
11624 01	165	38	M48x1,5	RHT

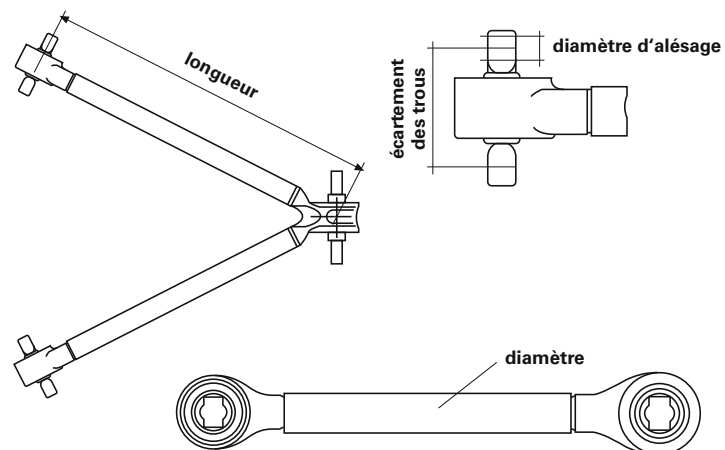
* RHT: filetage à droite
LHT: filetage à gauche

Aucune garantie n'est applicable pour les joints sélectionnés automatiquement d'après ce tableau ainsi que pour leur utilisation. Le tableau des angles dans cette représentation simplifiée sert ainsi uniquement de référence pour les véhicules contenus dans ce catalogue.

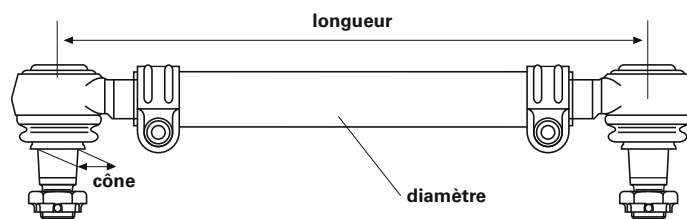
Jambe d'essieu



Bras de suspension triangulaire



Barre de direction et d'accouplement



Información general

Los productos de la marca LEMFÖRDER le garantizan la más elevada precisión y un perfecto funcionamiento. Por eso exija siempre piezas originales de LEMFÖRDER.

Para tramitar su solicitud necesitamos el número de pedido completo, por ejemplo:

LEMFÖRDER barra de acoplamiento 11768 01

Por favor, en caso de duda indique también la designación de tipo y el año de construcción del vehículo para el que está destinado el artículo deseado.


Quedan reservados todos los derechos. Queda prohibida la reproducción o el uso de este catálogo (también de forma parcial) para la elaboración de un catálogo propio sin consentimiento expreso.

Los números de las piezas de recambio del fabricante sólo se usan para compararlos. No está permitido el empleo de este tipo de datos en las facturas emitidas al propietario del vehículo.

Consulte los términos y condiciones actuales en www.zf.com/de/services/documents



Los productos indicados en este catálogo sólo los puede montar el personal cualificado de un taller de vehículos.



Catálogos electrónicos

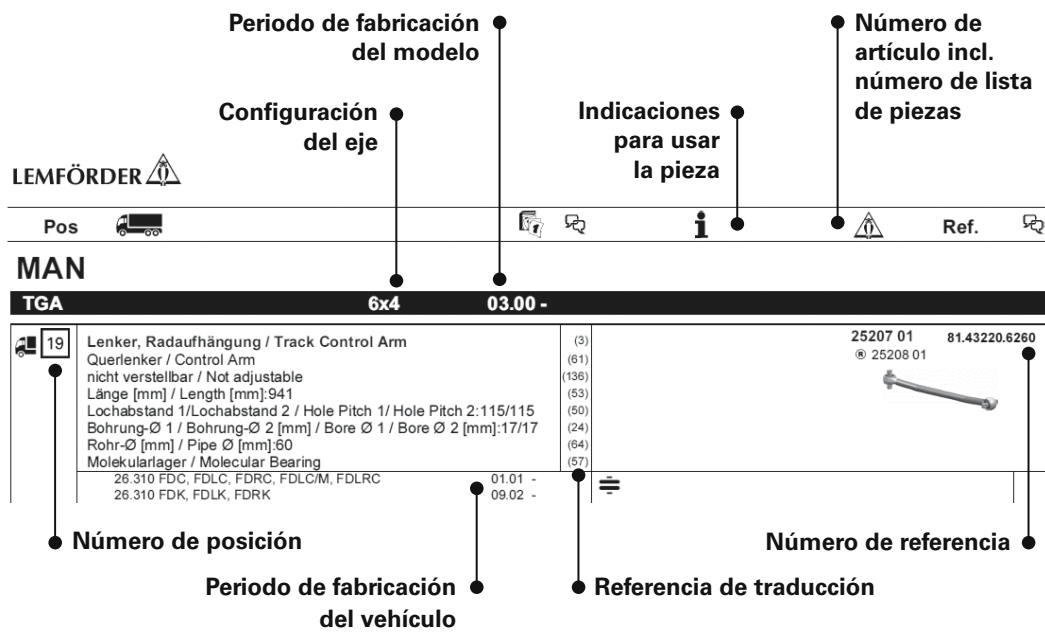
WebCat

- Catálogo en línea en Internet en la dirección www.zf.com/lemfoerder/catalog

InCat

- Catálogo electrónico en DVD (turismos y vehículos industriales)

Estructura del catálogo



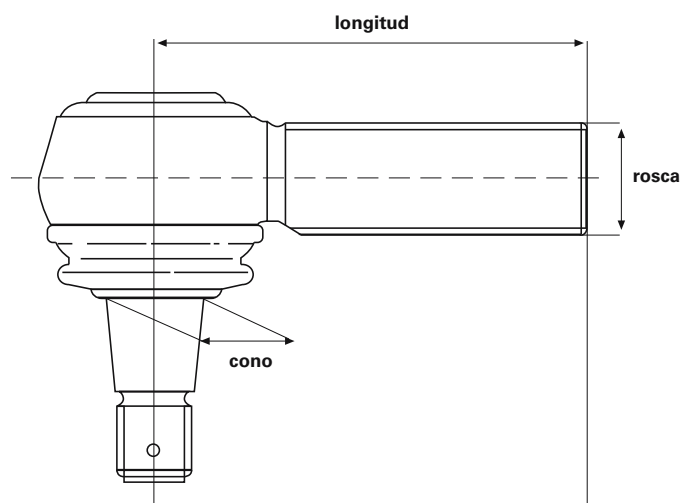
Traducciones

- | | |
|------|--|
| (01) | rodamiento de bolas, sensor de carrera barra de tracción |
| (02) | cabeza esférica, varillaje del cambio |
| (03) | barra oscilante, suspensión de ruedas |
| (04) | barra de dirección |
| (05) | kit de reparación, barra oscilante |
| (06) | tornillo, alineamiento de la cabeza |
| (07) | barra de acoplamiento |
| (08) | cabeza de la barra de acoplamiento |
| (09) | barra/travesaño, estabilizador |
| (10) | articulación angular |
| (11) | articulación angular, barra de empuje de la dirección |
| (12) | 1er. eje trasero |
| (13) | 1er. eje delantero |
| (14) | 2º eje trasero |
| (15) | 2º eje delantero |
| (16) | distancia entre ejes [mm] |
| (17) | tipo de eje |

(18)	carga de eje [t]
(19)	eje motor
(20)	tenga en cuenta la orientación de la articulación central
(21)	rosca exterior [mm]
(22)	modelo de construcción
(23)	en vehículos con sistema neumático de ayuda al arranque
(24)	calibre Ø 1 / calibre Ø 2 [mm]
(25)	calibre Ø 1 [mm]
(26)	calibre Ø [mm]
(27)	DIN/ISO
(28)	grosor [mm]
(29)	unidad de eje tándem
(30)	doble eje y tracción en ambos ejes
(31)	brazo oscilante triangular
(32)	brazo oscilante triangular (vehículos industriales)
(33)	ID de la cabina
(34)	vehículos con anchura de 2300 mm
(35)	barra guía
(37)	tamaño de rosca
(38)	paquete de carga elevada
(39)	tipo alto
(40)	rosca interior
(41)	rosca interior [mm]
(42)	medida cónica [mm]
(43)	barra de acoplamiento
(44)	posición / grado
(45)	eje de dirección
(46)	barra de dirección en palanca intermedia 1
(47)	soporte columna de dirección para la palanca intermedia 1
(48)	soporte columna de dirección para el 1er. eje delantero
(49)	dirección ZF 8099
(50)	distancia taladros 1 / distancia taladros 2
(51)	modelo por país: Escandinavia
(52)	modelo por país: Austria
(53)	longitud [mm]
(54)	brazo oscilante longitudinal
(55)	materia: fundición de acero
(56)	tipo altura media
(57)	cojinete de estructura molecular
(58)	camión de la basura
(59)	eje remolcado
(60)	tipo bajo
(61)	brazo transversal articulado
(62)	distancia entre ejes [mm]
(63)	dimensión del neumático
(64)	tubo Ø [mm]
(65)	tractor para semirremolque
(66)	frenos de disco
(67)	eje de arrastre
(68)	barra de empuje
(69)	freno de tambor
(70)	brazo oscilante cuatro puntos (vehículos industriales)
(71)	eje de avance
(72)	palanca intermedia 1 para cojinete intermedio 2
(73)	palanca intermedia 2 para palanca intermedia 3

- (74) soporte intermedio para el 2º eje delantero
- (75) desde nº de producción
- (76) lado de la barra estabilizadora
- (77) en la palanca de dirección
- (78) en la barra de dirección
- (79) en el varillaje del cambio
- (80) en la palanca intermedia
- (81) asimétrico
- (82) para ddc (control dinámico de la conducción)
- (83) para ras (direccionamiento hidráulico forzado del eje remolcado)
- (84) para ras-ec (direccionamiento hidráulico forzado del eje remolcado, control electrónico)
- (85) ajustable a ambos lados
- (86) hasta nº de producción
- (87) ajustable a un lado
- (88) lado del conductor
- (89) para
- (90) para freno con cilindro y pistón
- (91) para brazo oscilante triangular
- (92) para brazo oscilante triangular (vehículos industriales)
- (93) para vehículos con suspensión de ballesta
- (94) para vehículos con suspensión neumática
- (95) para vehículos con eje remolcado articulado
- (96) para vehículos con eje de avance articulado
- (97) para vehículos con eje remolcado rígido
- (98) para vehículos con eje de avance rígido
- (99) para vehículos con peso total autorizado hasta [kg]
- (100) para barra guía
- (101) para el id del mecanismo de dirección
- (102) para vehículos con dirección a la izquierda / derecha
- (103) para brazo oscilante longitudinal
- (104) para número OE
- (105) para brazo transversal
- (106) para barra de empuje
- (107) para vehículos especiales
- (108) para vehículos con brazo oscilante de cuatro puntos (vehículos industriales)
- (109) acodado
- (110) eje delantero acodado
- (111) recto
- (112) eje delantero recto
- (113) con resorte parabólico de 5 hojas
- (114) con neumáticos dobles
- (115) con rosca interior
- (116) con rosca izquierda
- (117) con resorte parabólico
- (118) con rosca derecha
- (119) con anillo de seguridad
- (120) con estabilizador en el eje trasero
- (121) con estabilizador en el eje delantero
- (122) con resorte trapezoidal
- (123) con accesorios
- (124) menos para amortiguadores CDC (continuous damping control)
- (125) menos para ddc (control dinámico de la conducción)
- (126) menos para ras (direccionamiento hidráulico forzado del eje remolcado)
- (127) menos para ras-ec (direccionamiento hidráulico forzado del eje remolcado, control electrónico)
- (128) no para

Articulación esférica, rosca exterior

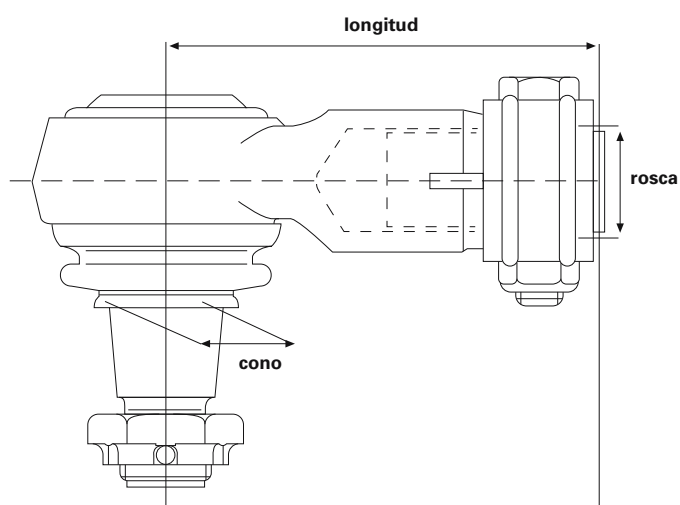


número de artículo LEMFÖRDER	longitud	cono	rosca	dirección de la rosca RHT/LHT*	número de artículo LEMFÖRDER	longitud	cono	rosca	dirección de la rosca RHT/LHT*
21789 01	95	18	M18x1,5	RHT	11492 02	120	30	M30x1,5	LHT
19452 01	95	18	M18x1,5	LHT	19555 01	135	30	M30x1,5	RHT
20492 01	95	18	M22x1,5	LHT	16859 01	135	30	M30x1,5	LHT
11391 01	95	18	M22x1,5	RHT	23775 01	120	30	M38x1,5	RHT
11380 01	105	22	M24x1,5	RHT	11723 01	120	30	M38x1,5	LHT
11381 01	105	22	M24x1,5	LHT	11944 01	120	31,5	M30x1,5	RHT
11378 01	105	22	M28x1,5	RHT	11945 01	120	31,5	M30x1,5	LHT
11379 01	105	22	M28x1,5	LHT	11394 03	120	32	M30x1,5	RHT
22537 01	115	22	M28x1,5	LHT	12280 03	120	32	M30x1,5	LHT
14982 01	75	26	M22x1,5	RHT	24445 01	145	32	M30x1,5	RHT
21294 01	115	26	M24x1,5	RHT	18007 03	155	32	M30x1,5	RHT
23118 01	75	26	M24x1,5	RHT	23771 01	120	32	M38x1,5	RHT
11721 01	115	26	M28x1,5	RHT	23748 01	90	38	M24x1,5	RHT
11402 01	115	26	M30x1,5	RHT	20398 01	135	38	M30x1,5	RHT
11403 01	115	26	M30x1,5	LHT	20513 01	135	38	M30x1,5	LHT
11388 01	120	26	M30x1,5	RHT	23124 01	95	38	M30x1,5	RHT
19613 01	120	26	M30x1,5	LHT	19615 01	135	38	M38x1,5	RHT
18467 01	141	26	M30x1,5	LHT	19614 01	135	38	M38x1,5	LHT
19927 01	141	26	M30x1,5	RHT	23090 01	150	38	M38x1,5	RHT
21687 01	120	28,6	M38x1,5	RHT	22540 01	160	45	M38x1,5	RHT
20565 01	80	30	M22x1,5	RHT	22539 01	160	45	M38x1,5	LHT
11505 02	120	30	M30x1,5	RHT					

* RHT: rosca derecha
LHT: rosca izquierda

No existe garantía para las articulaciones que elija usted mismo en función de esta tabla ni para su utilización. La tabla de ángulos en esta representación simplificada sirve exclusivamente como referencia para vehículos contenidos en este catálogo.

Articulación esférica, rosca interior



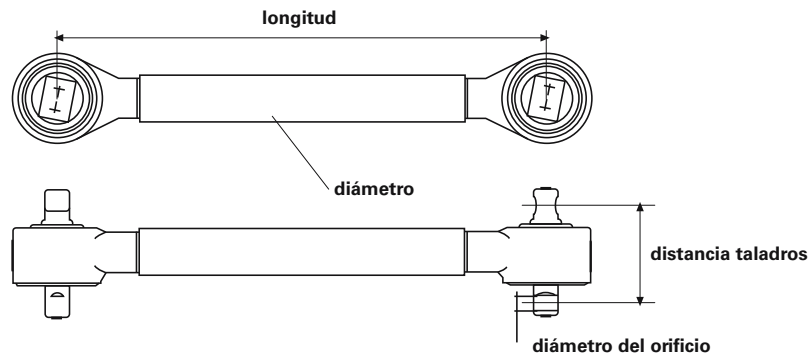
número de artículo LEMFÖRDER	longitud	cono	rosca	dirección de la rosca RHT/LHT*
19851 01	70	22	M18x1,5	RHT
23176 01	65	22	M20x1,5	RHT
21787 01	85	22	M22x1,5	RHT
22536 01	90	26	M22x1,5	RHT
23168 01	90	26	M24x1,5	RHT
22534 01	120	26	M30x1,5	RHT
27634 01	88	28,6	M26x1,5	RHT
28792 01	120	28,6	M26x1,5	RHT
21076 01	80	30	M22x1,5	RHT
19783 01	95	30	M22x1,5	RHT
12974 01	95	30	M24x1,5	RHT
19862 01	95	30	M26x1,5	RHT
23169 01	95	30	M28x1,5	RHT
22535 01	120	30	M30x1,5	RHT
19538 01	86	31,5	M22x1,5	RHT
30756 01	90	38	M36x1,5	RHT
27632 01	100	38	M26x1,5	RHT
23170 01	135	38	M22x1,5	RHT
23166 01	120	38	M24x1,5	RHT
18461 01	85	38	M26x1,5	RHT
23165 01	105	38	M30x1,5	RHT
23171 01	100	38	M32x1,5	RHT

número de artículo LEMFÖRDER	longitud	cono	rosca	dirección de la rosca RHT/LHT*
22532 01	165	38	M42x1,5	RHT
11623 01	165	38	M48x1,5	LHT
11624 01	165	38	M48x1,5	RHT

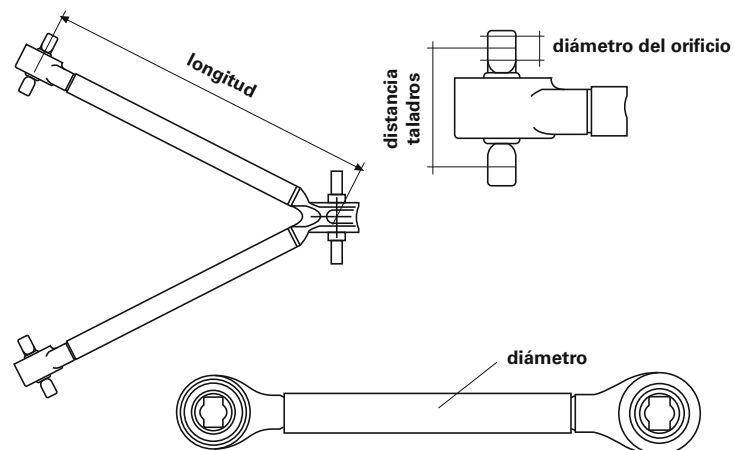
* RHT: rosca derecha
LHT: rosca izquierda

No existe garantía para las articulaciones que elija usted mismo en función de esta tabla ni para su utilización. La tabla de ángulos en esta representación simplificada sirve exclusivamente como referencia para vehículos contenidos en este catálogo.

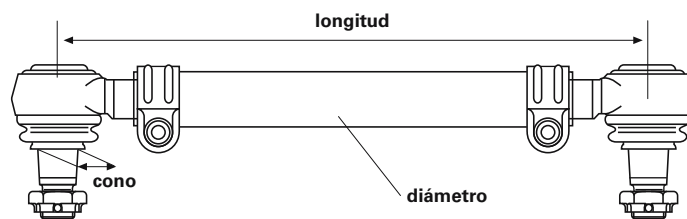
Puntal de eje



Brazo oscilante triangular



Barra de dirección y de acoplamiento



Informazioni generali

I prodotti LEMFÖRDER vi garantiscono la massima precisione e un funzionamento ineccepibile. Richiedete quindi sempre i pezzi originali LEMFÖRDER.

Per le vostre richieste necessitiamo del numero di ordinazione completo, ad esempio:

LEMFÖRDER tirante trasversale 11768 01

In caso di dubbio, indicate anche il modello e l'anno di costruzione del veicolo a cui è destinato l'articolo desiderato.


Tutti i diritti riservati. Riproduzioni o il coutilizzo, anche parziali, del presente catalogo per la realizzazione di un catalogo proprio non sono consentiti senza previo consenso.

I numeri dei pezzi di ricambio del costruttore del veicolo sono indicati esclusivamente a scopo comparativo. Non è consentito utilizzare tali indicazioni nelle fatture destinate ai proprietari dei veicoli.

Per i termini e le condizioni generali attuali vedi: www.zf.com/de/services/documents



Tutti i prodotti riportati in questo catalogo possono essere impiegati solo dal personale qualificato di una autofficina.



Catalogo elettronico

WebCat

- Catalogo on-line disponibile in Internet alla pagina www.zf.com/lemfoerder/catalog

InCat

- Catalogo elettronico su DVD (autovetture e veicoli commerciali)

DE

EN

FR

ES

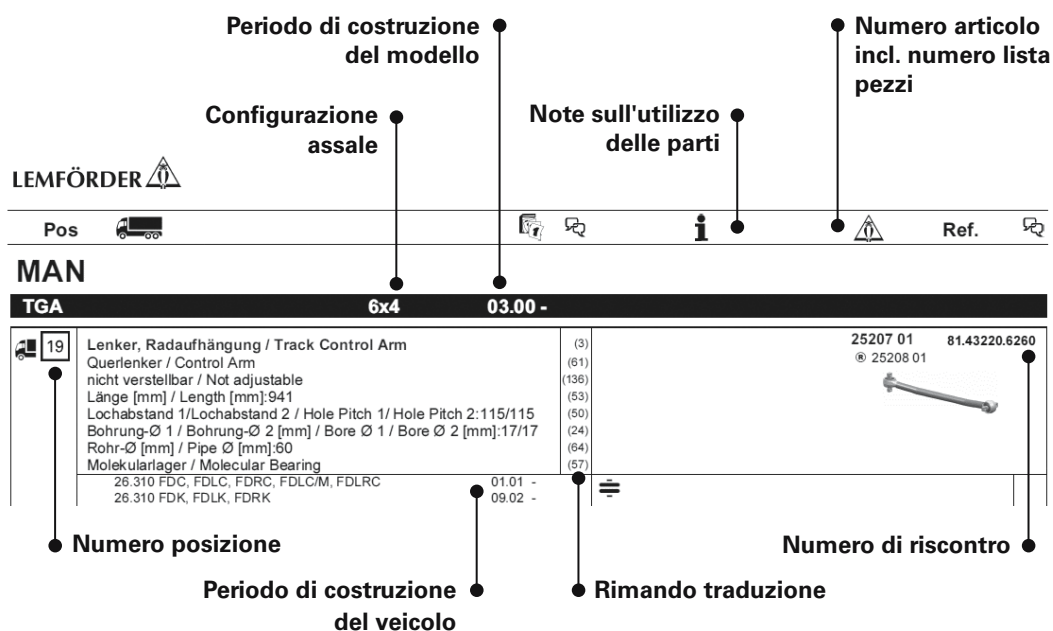
IT

PL

RU

EL

Struttura del catalogo



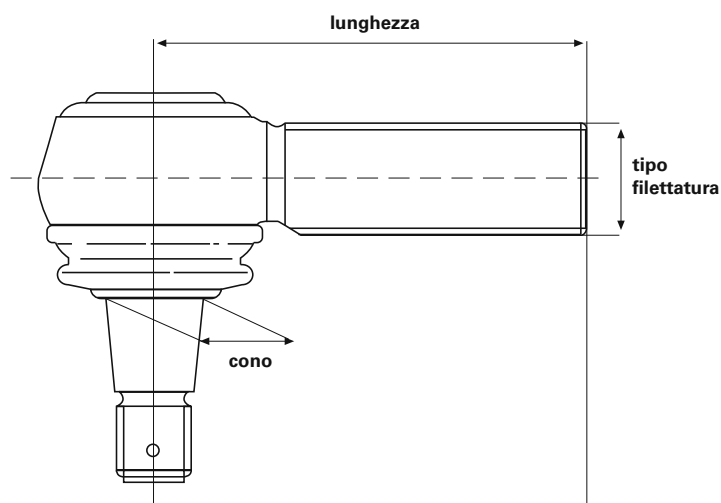
Traduzione

- (01) giunto sferico, sensore percorso barra di trazione
- (02) testa sferica, tiranteria cambio
- (03) braccio oscillante, sospensione
- (04) tirante sterzo
- (05) kit di riparazione, braccio oscillante
- (06) vite, regolazione convergenza
- (07) tirante trasversale
- (08) testa del tirante trasversale
- (09) asta/barra, stabilizzatore
- (10) snodo angolare
- (11) snodo angolare, tirante longitudinale comando sterzo
- (12) 1. asse post.
- (13) 1. asse ant.
- (14) 2. asse post.
- (15) 2. asse ant.
- (16) interasse [mm]
- (17) versione assale

(18)	carico per assale [t]
(19)	asse motore
(20)	fare attenzione all'orientamento del giunto centrale!
(21)	filettatura esterna [mm]
(22)	modello
(23)	in veicoli con dispositivo ausiliario pneumatico di avviamento
(24)	Ø alesaggio 1 / Ø alesaggio 2 [mm]
(25)	Ø alesaggio 1 [mm]
(26)	Ø alesaggio [mm]
(27)	DIN / ISO
(28)	spessore [mm]
(29)	gruppo con assale in tandem
(30)	assale in tandem con due assali azionati
(31)	trapezio
(32)	trapezio (veicolo commerciale)
(33)	ID cabina di guida
(34)	larghezza veicolo 2300 mm
(35)	asta di guida
(37)	dimensioni filettatura
(38)	pacchetto alto carico
(39)	modalità costruttiva alta
(40)	filettatura interna
(41)	filettatura interna [mm]
(42)	calibro conico [mm]
(43)	asta di aggancio
(44)	posizione / gradi
(45)	asse del perno
(46)	tirante sterzo sulla leva intermedia 1
(47)	braccio di comando per leva intermedia 1
(48)	leva di sterzo al 1. asse ant.
(49)	sterzo ZF 8099
(50)	distanza foro 1 / distanza foro 2
(51)	modello p. paesi: Scandinavia
(52)	modello p. paesi: Austria
(53)	lunghezza [mm]
(54)	braccio longitudinale
(55)	materiale: acciaio fuso
(56)	modalità costruttiva di media altezza
(57)	cuscinetto molecolare
(58)	veicolo della nettezza urbana
(59)	assale portante
(60)	modalità costruttiva bassa
(61)	braccio trasversale
(62)	passo ruote [mm]
(63)	dimensioni ruote
(64)	Ø tubo [mm]
(65)	motrice per semirimorchio
(66)	freno a disco
(67)	assale portante
(68)	asta di spinta
(69)	freno a tamburo
(70)	braccio oscillante a quattro punti (veicolo commerciale)
(71)	terzo asse portante
(72)	leva intermedia 1 al cuscinetto intermedio 2
(73)	leva intermedia 2 al cuscinetto intermedio 3

- (74) leva intermedia al 2. asse ant.
- (75) da n° produzione
- (76) lato ponte assi
- (77) sulla leva sterzo
- (78) sul cilindro dello sterzo
- (79) sulla tiranteria del cambio
- (80) sulla leva intermedia
- (81) asimmetrico
- (82) in EFR (regolazione elettronica autotelaio)
- (83) in RAS (assale portante con guida forzata idraulica)
- (84) in RAS-EC (assale portante con guida forzata idraulica, comando elettronicamente)
- (85) regolabile bilateralmente
- (86) fino a n° produzione
- (87) regolabile unilateralmente
- (88) lato conducente
- (89) per
- (90) per freno con cilindro pistone
- (91) per trapezio
- (92) per trapezio (veicolo commerciale)
- (93) per veicoli con sospensioni con molla a lamina
- (94) per veicoli con sospensioni pneumatiche
- (95) per veicoli con assale portante articolato
- (96) per veicoli con assale motore articolato
- (97) per veicoli con assale portante rigido
- (98) per veicoli con assale motore rigido
- (99) per veicoli con peso totale ammesso fino a (kg)
- (100) per asta di guida
- (101) per ID scatola comando sterzo
- (102) per veicolo con guida a sinistra / a destra
- (103) per braccio longitudinale
- (104) per codice OE
- (105) per braccio trasversale
- (106) per biella
- (107) per veicoli speciali
- (108) per braccio oscillante a quattro punti (veicolo commerciale)
- (109) a gomito
- (110) asale anteriore a gomito
- (111) diritto
- (112) asse anteriore diritto
- (113) con 5 molle a balestra parallele
- (114) con pneumatici gemelli
- (115) con filettatura interna
- (116) con filettatura sinistrorsa
- (117) con molle parallele
- (118) con filettatura destrorsa
- (119) con anello di sicurezza
- (120) con lo stabilizzatore all'asse anteriore
- (121) per i veicoli con lo stabilizzatore all'asse anteriore
- (122) con molle a lamina trapezoidale
- (123) con accessori
- (124) non in ammortizzatori CDC (Continuous Damping Control)
- (125) non in EFR (regolazione elettronica autotelaio)
- (126) non in RAS (assale portante con guida forzata idraulica)
- (127) non in RAS-EC (assale portante con guida forzata idraulica, comando elettronicamente)
- (128) non per

Giunto sferico, filettatura esterna

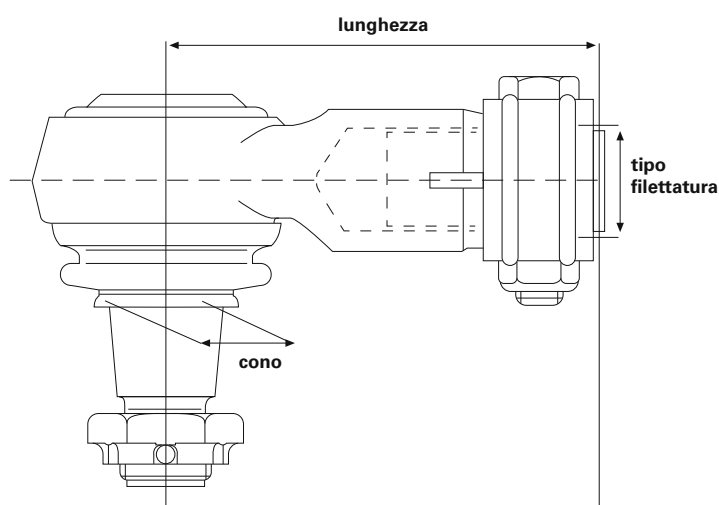


numero articolo LEMFÖRDER	lunghezza	cono	tipo filettatura	direzione di filettatura RHT/LHT*	numero articolo LEMFÖRDER	lunghezza	cono	tipo filettatura	direzione di filettatura RHT/LHT*
21789 01	95	18	M18x1,5	RHT	11492 02	120	30	M30x1,5	LHT
19452 01	95	18	M18x1,5	LHT	19555 01	135	30	M30x1,5	RHT
20492 01	95	18	M22x1,5	LHT	16859 01	135	30	M30x1,5	LHT
11391 01	95	18	M22x1,5	RHT	23775 01	120	30	M38x1,5	RHT
11380 01	105	22	M24x1,5	RHT	11723 01	120	30	M38x1,5	LHT
11381 01	105	22	M24x1,5	LHT	11944 01	120	31,5	M30x1,5	RHT
11378 01	105	22	M28x1,5	RHT	11945 01	120	31,5	M30x1,5	LHT
11379 01	105	22	M28x1,5	LHT	11394 03	120	32	M30x1,5	RHT
22537 01	115	22	M28x1,5	LHT	12280 03	120	32	M30x1,5	LHT
14982 01	75	26	M22x1,5	RHT	24445 01	145	32	M30x1,5	RHT
21294 01	115	26	M24x1,5	RHT	18007 03	155	32	M30x1,5	RHT
23118 01	75	26	M24x1,5	RHT	23771 01	120	32	M38x1,5	RHT
11721 01	115	26	M28x1,5	RHT	23748 01	90	38	M24x1,5	RHT
11402 01	115	26	M30x1,5	RHT	20398 01	135	38	M30x1,5	RHT
11403 01	115	26	M30x1,5	LHT	20513 01	135	38	M30x1,5	LHT
11388 01	120	26	M30x1,5	RHT	23124 01	95	38	M30x1,5	RHT
19613 01	120	26	M30x1,5	LHT	19615 01	135	38	M38x1,5	RHT
18467 01	141	26	M30x1,5	LHT	19614 01	135	38	M38x1,5	LHT
19927 01	141	26	M30x1,5	RHT	23090 01	150	38	M38x1,5	RHT
21687 01	120	28,6	M38x1,5	RHT	22540 01	160	45	M38x1,5	RHT
20565 01	80	30	M22x1,5	RHT	22539 01	160	45	M38x1,5	LHT
11505 02	120	30	M30x1,5	RHT					

* RHT: filettatura destrorsa
LHT: filettatura sinistrorsa

Non sussiste garanzia per i giunti scelti dall'utente secondo questa tabella e il loro utilizzo. La tabella degli angoli in questa rappresentazione semplificata serve esclusivamente come referenza per i veicoli contenuti in questo catalogo.

Giunto sferico, filettatura interna



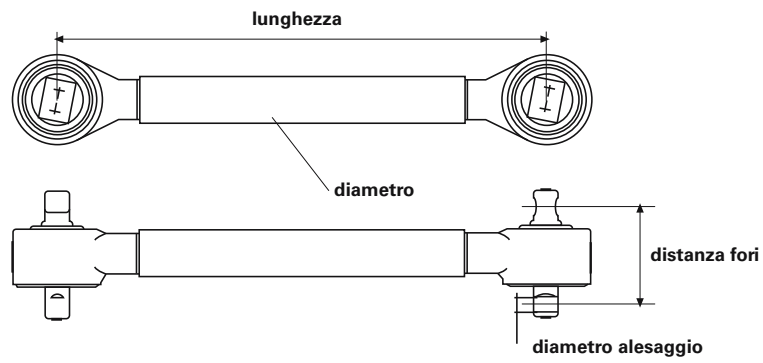
numero articolo LEMFÖRDER	lunghezza	cono	tipo filettatura	direzione di filettatura RHT/LHT*
19851 01	70	22	M18x1,5	RHT
23176 01	65	22	M20x1,5	RHT
21787 01	85	22	M22x1,5	RHT
22536 01	90	26	M22x1,5	RHT
23168 01	90	26	M24x1,5	RHT
22534 01	120	26	M30x1,5	RHT
27634 01	88	28,6	M26x1,5	RHT
28792 01	120	28,6	M26x1,5	RHT
21076 01	80	30	M22x1,5	RHT
19783 01	95	30	M22x1,5	RHT
12974 01	95	30	M24x1,5	RHT
19862 01	95	30	M26x1,5	RHT
23169 01	95	30	M28x1,5	RHT
22535 01	120	30	M30x1,5	RHT
19538 01	86	31,5	M22x1,5	RHT
30756 01	90	38	M36x1,5	RHT
27632 01	100	38	M26x1,5	RHT
23170 01	135	38	M22x1,5	RHT
23166 01	120	38	M24x1,5	RHT
18461 01	85	38	M26x1,5	RHT
23165 01	105	38	M30x1,5	RHT
23171 01	100	38	M32x1,5	RHT

numero articolo LEMFÖRDER	lunghezza	cono	tipo filettatura	direzione di filettatura RHT/LHT*
22532 01	165	38	M42x1,5	RHT
11623 01	165	38	M48x1,5	LHT
11624 01	165	38	M48x1,5	RHT

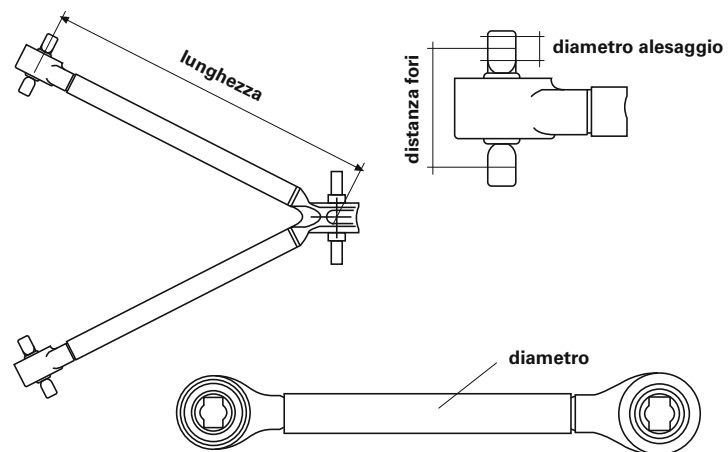
* RHT: filettatura destrorsa
LHT: filettatura sinistrorsa

Non sussiste garanzia per i giunti scelti dall'utente secondo questa tabella e il loro utilizzo. La tabella degli angoli in questa rappresentazione semplificata serve esclusivamente come referenza per i veicoli contenuti in questo catalogo.

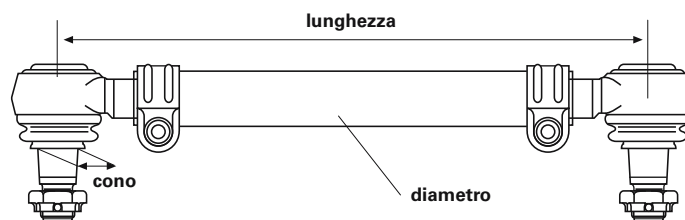
Asta di reazione



Triangolo oscillante



Tirante laterale e trasversale



Ogólne informacje

Produkty firmy LEMFÖRDER zapewniają największą precyzję i bezawaryjne funkcjonowanie. Z tego względu należy zawsze żądać oryginalnych części firmy LEMFÖRDER.

W celu zrealizowania zamówienia potrzebny jest kompletny numer zamówieniowy, przykładowo:

LEMFÖRDER drążek kierowniczy poprzeczny 11768 01

W przypadku wątpliwości należy podawać również oznaczenie typu i rok produkcji samochodu, dla którego przeznaczony jest zamawiany artykuł.


Wszelkie prawa zastrzeżone. Powielanie lub wykorzystywanie niniejszego katalogu – w całości lub częściowo – do sporządzenia innego katalogu jest niedozwolone bez uzyskania wyraźnej zgody.

Numery części zamiennych producentów samochodów służą tylko do celów porównawczych. Zabronione jest wykorzystanie tego rodzaju danych na rachunkach dla posiadacza samochodu.

Aktualne warunki / postanowienia, patrz www.zf.com/de/services/documents



Wszystkie produkty wymienione w tym katalogu mogą być montowane wyłącznie przez wykwalifikowany personel serwisu samochodowego.



Katalogi elektroniczne

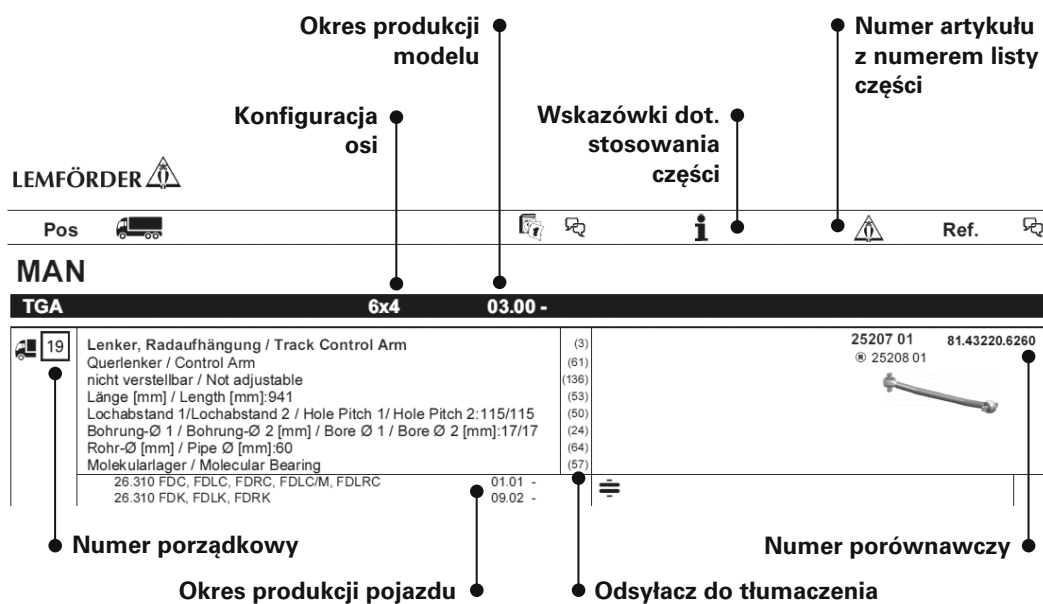
WebCat

- Katalog internetowy pod adresem www.zf.com/lemfoerder/catalog

InCat

- Katalog elektroniczny na płycie DVD (samochody osobowe oraz samochody użytkowe)

Struktura katalogu



Tłumaczenia

- | | |
|------|---|
| (01) | przegub kulowy, czujnik drogi z ciąglem |
| (02) | główka kulista, mechanizm zmiany biegów |
| (03) | wahacz, zawieszenie kół |
| (04) | drążek kierowniczy |
| (05) | zestaw naprawczy, wahacz |
| (06) | śruba, regulacja zbieżności |
| (07) | drążek kierowniczy poprzeczny |
| (08) | przegub drążka kierowniczego poprzecznego |
| (09) | drążek / rozpórka, stabilizator |
| (10) | przegub kątowy |
| (11) | przegub kątowy, drążek kierowniczy podłużny |
| (12) | 1. oś tylna |
| (13) | 1. oś przednia |
| (14) | 2. oś tylna |
| (15) | 2. oś przednia |
| (16) | rozstaw osi [mm] |
| (17) | rodzaj osi |

(18)	nacisk na oś [t]
(19)	oś napędowa
(20)	Zastosować odpowiednie ustawienie przegubu centralnego!
(21)	gwint zewnętrzny [mm]
(22)	model
(23)	przy pojazdach z hamulcem pneumatycznym, zabezpieczającym przed stoczeniem
(24)	Ø otworu 1 / Ø otworu 2 [mm]
(25)	Ø otworu 1 [mm]
(26)	Ø otworu [mm]
(27)	DIN / ISO
(28)	grubość [mm]
(29)	agregat dwuosiowy
(30)	oś podwójna z dwiema napędzanymi osiami
(31)	wahacz trójkątny
(32)	wahacz trójkątny (NKW)
(33)	ID kabiny kierowcy
(34)	szerokość pojazdu 2300 mm
(35)	drążek prowadzący
(37)	wymiar gwintu
(38)	stabilizator jazdy
(39)	wysoka konstrukcja
(40)	gwint wewnętrzny
(41)	gwint wewnętrzny [mm]
(42)	wymiar stożka [mm]
(43)	drążek skrętny łącznikowy
(44)	położenie / stopnie
(45)	oś kierowana
(46)	drążek kierowniczy na dźwigni pośredniej 1
(47)	ramię kierownicy do dźwigni pośredniej 1
(48)	ramię kierownicy do 1. osi przedniej
(49)	układ kierowniczy ZF 8099
(50)	rozstaw otworów 1 / 2
(51)	wersja krajowa: Skandynawia
(52)	wersja krajowa: Austria
(53)	długość [mm]
(54)	wahacz wzdłużny
(55)	materiał: staliwo
(56)	średnio wysoka konstrukcja
(57)	łożysko molekularne
(58)	śmieciarka
(59)	oś wleczona
(60)	niska konstrukcja
(61)	wahacz poprzeczny
(62)	rozstaw osi [mm]
(63)	wielkość opon
(64)	rura o śr. [mm]
(65)	ciągnik siodłowy
(66)	hamulec tarczowy
(67)	oś wleczona
(68)	popychacz
(69)	hamulec bębnowy
(70)	wahacz czteropunktowy (pojazd użytkowy)
(71)	oś prowadząca
(72)	dźwignia pośrednia 1 do łożyska pośredniego 2
(73)	dźwignia pośrednia 2 do dźwigni pośredniej 3

DE

- (74) dźwignia pośrednia do osi przedniej 2
- (75) od numeru seryjnego
- (76) po stronie mostu
- (77) na dźwigni zwrotnicy
- (78) na cylindrze kierowniczym
- (79) na mechanizmie zmiany biegów
- (80) na dźwigni pośredniej
- (81) asymetryczne
- (82) przy elektronicznej regulacji podwozia
- (83) przy osi wlezionej z hydraulicznym układem kierowania kół tylnych
- (84) przy osi wlezionej z hydraulicznym układem kierowania kół tylnych sterowanej elektronicznie
- (85) nastawny obustronnie
- (86) do numeru seryjnego
- (87) nastawny jednostronnie
- (88) po stronie kierowcy
- (89) do
- (90) do hamulca z cylindrem tłokowym
- (91) do wahacza trójkątnego
- (92) do wahacza trójkątnego (NKW)
- (93) do pojazdów z resorami piórowymi
- (94) do pojazdów z resorowaniem pneumatycznym
- (95) do pojazdów z przegubową osią wlezionej
- (96) do pojazdów z przegubową osią prowadzącą
- (97) do pojazdów ze nieruchomą osią wlezionej
- (98) do pojazdów ze sztywną osią wlezionej
- (99) do pojazdów o dozw. masie całkowitej do [kg]
- (100) do drążka prowadzącego
- (101) do przekładni kierowniczej ID
- (102) do kierownicy po lewej / prawej stronie
- (103) do wahacza wzdłużnego
- (104) dla numeru OE
- (105) do wahacza poprzecznego
- (106) do popychacza
- (107) do pojazdów specjalnych
- (108) do wahacza czteropunktowego (pojazd użytkowy)
- (109) wykorbiony
- (110) wykorbiona oś przednia
- (111) prosty
- (112) prosta oś przednia
- (113) z pięciopiórowym resorem parabolicznym
- (114) z podwójnym ogumieniem
- (115) z gwintem wewnętrznym
- (116) z gwintem lewoskrętnym
- (117) z resorem parabolicznym
- (118) z gwintem prawoskrętnym
- (119) z pierścieniem zabezpieczającym
- (120) ze stabilizatorem osi tylnej
- (121) ze stabilizatorem osi przedniej
- (122) z resorem trapezowym
- (123) z dodatkami
- (124) nie przy amortyzatorach CDC (continuous damping control)
- (125) nie przy elektronicznej regulacji podwozia
- (126) nie przy osi wlezionej z hydraulicznym układem kierowania kół tylnych
- (127) nie przy osi wlezionej z hydraulicznym układem kierowania kół tylnych sterowanej elektronicznie
- (128) nie do

EN

FR

ES

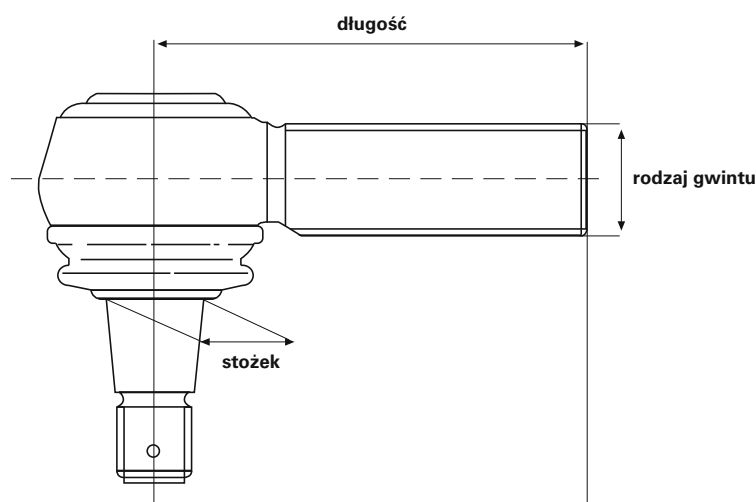
IT

PL

RU

EL

Przegub kulisty, gwint zewnętrzny



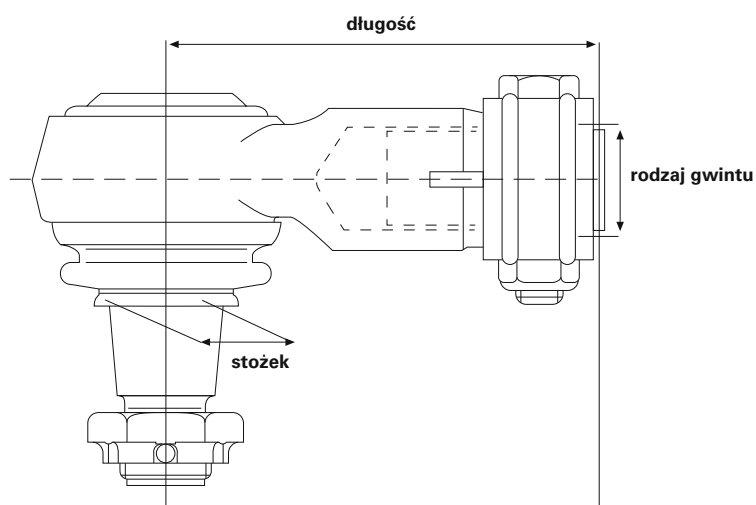
numer artykułu LEMFÖRDER	długość	stożek	rodzaj gwintu	kierunek gwintu RHT/LHT*	numer artykułu LEMFÖRDER	długość	stożek	rodzaj gwintu	kierunek gwintu RHT/LHT*
21789 01	95	18	M18x1,5	RHT	11492 02	120	30	M30x1,5	LHT
19452 01	95	18	M18x1,5	LHT	19555 01	135	30	M30x1,5	RHT
20492 01	95	18	M22x1,5	LHT	16859 01	135	30	M30x1,5	LHT
11391 01	95	18	M22x1,5	RHT	23775 01	120	30	M38x1,5	RHT
11380 01	105	22	M24x1,5	RHT	11723 01	120	30	M38x1,5	LHT
11381 01	105	22	M24x1,5	LHT	11944 01	120	31,5	M30x1,5	RHT
11378 01	105	22	M28x1,5	RHT	11945 01	120	31,5	M30x1,5	LHT
11379 01	105	22	M28x1,5	LHT	11394 03	120	32	M30x1,5	RHT
22537 01	115	22	M28x1,5	LHT	12280 03	120	32	M30x1,5	LHT
14982 01	75	26	M22x1,5	RHT	24445 01	145	32	M30x1,5	RHT
21294 01	115	26	M24x1,5	RHT	18007 03	155	32	M30x1,5	RHT
23118 01	75	26	M24x1,5	RHT	23771 01	120	32	M38x1,5	RHT
11721 01	115	26	M28x1,5	RHT	23748 01	90	38	M24x1,5	RHT
11402 01	115	26	M30x1,5	RHT	20398 01	135	38	M30x1,5	RHT
11403 01	115	26	M30x1,5	LHT	20513 01	135	38	M30x1,5	LHT
11388 01	120	26	M30x1,5	RHT	23124 01	95	38	M30x1,5	RHT
19613 01	120	26	M30x1,5	LHT	19615 01	135	38	M38x1,5	RHT
18467 01	141	26	M30x1,5	LHT	19614 01	135	38	M38x1,5	LHT
19927 01	141	26	M30x1,5	RHT	23090 01	150	38	M38x1,5	RHT
21687 01	120	28,6	M38x1,5	RHT	22540 01	160	45	M38x1,5	RHT
20565 01	80	30	M22x1,5	RHT	22539 01	160	45	M38x1,5	LHT
11505 02	120	30	M30x1,5	RHT					

* RHT: gwint prawoskrętny

LHT: gwint lewoskrętny

Nie ma gwarancji na przeguby dobrane samodzielnie wg tej tabeli i ich przeznaczenie. Tabela kątów w tej uproszczonej wizualizacji służy wyłącznie do opisu pojazdów zawartych w tym katalogu.

Przegub kulisty, gwint wewnętrzny



numer artykułu LEMFÖRDER	długość	stożek	rodzaj gwintu	kierunek gwintu RHT/LHT*
19851 01	70	22	M18x1,5	RHT
23176 01	65	22	M20x1,5	RHT
21787 01	85	22	M22x1,5	RHT
22536 01	90	26	M22x1,5	RHT
23168 01	90	26	M24x1,5	RHT
22534 01	120	26	M30x1,5	RHT
27634 01	88	28,6	M26x1,5	RHT
28792 01	120	28,6	M26x1,5	RHT
21076 01	80	30	M22x1,5	RHT
19783 01	95	30	M22x1,5	RHT
12974 01	95	30	M24x1,5	RHT
19862 01	95	30	M26x1,5	RHT
23169 01	95	30	M28x1,5	RHT
22535 01	120	30	M30x1,5	RHT
19538 01	86	31,5	M22x1,5	RHT
30756 01	90	38	M36x1,5	RHT
27632 01	100	38	M26x1,5	RHT
23170 01	135	38	M22x1,5	RHT
23166 01	120	38	M24x1,5	RHT
18461 01	85	38	M26x1,5	RHT
23165 01	105	38	M30x1,5	RHT
23171 01	100	38	M32x1,5	RHT

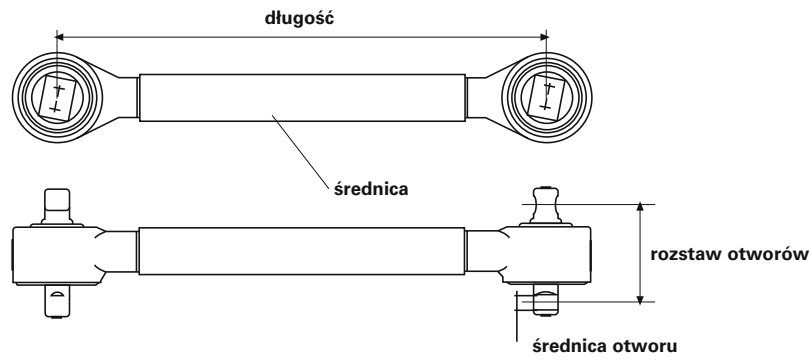
numer artykułu LEMFÖRDER	długość	stożek	rodzaj gwintu	kierunek gwintu RHT/LHT*
22532 01	165	38	M42x1,5	RHT
11623 01	165	38	M48x1,5	LHT
11624 01	165	38	M48x1,5	RHT

* RHT: gwint prawoskrętny

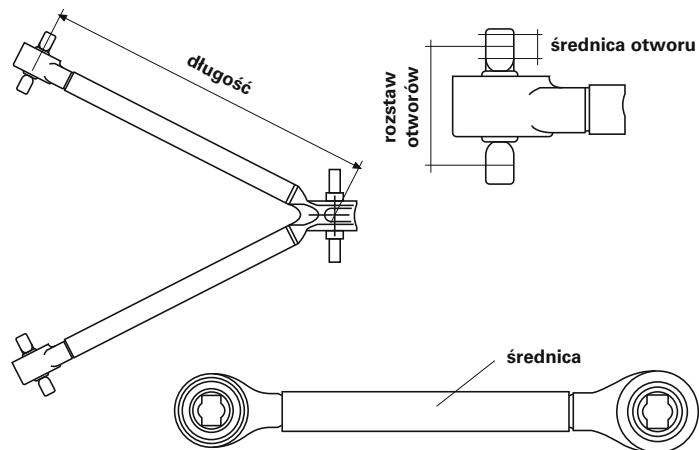
LHT: gwint lewoskrętny

Nie ma gwarancji na przeguby dobrane samodzielnie wg tej tabeli i ich przeznaczenie. Tabela kątów w tej uproszczonej wizualizacji służy wyłącznie do opisu pojazdów zawartych w tym katalogu.

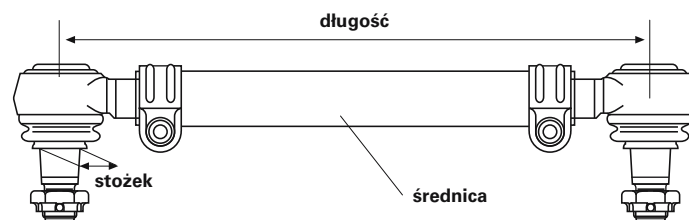
Rozpórka osi



Wahacz trójkątny



Drażek kierowniczy poprzeczny



Общая информация

Продукция марки «LEMFÖRDER» гарантирует Вам наивысшую степень точности и безупречность в работе. Поэтому всегда требуйте оригинальные детали фирмы «LEMFÖRDER».

Чтобы удовлетворить Ваши требования, нам необходим полный номер заказа, например:

LEMFÖRDER рулевая тяга 11768 01

В случае сомнений также укажите обозначение типа и год выпуска транспортного средства, для которого предназначено заказываемое изделие.


Все права сохраняются. Копирование либо совместное использование данного каталога – в том числе частичное – для составления собственного каталога недопустимо без особого на то согласия.

Номера запасных частей производителей транспортных средств указаны исключительно в целях сравнения. Использование подобных данных в счетах, выставляемых владельцам транспортных средств, неприемлемо.

Сроки и условия см. www.zf.com/de/services/documents



Все приведенные в данном каталоге изделия разрешается устанавливать только обученному персоналу автомобильной мастерской.



Электронные каталоги

WebCat

- онлайн-каталог в Интернет:
www.zf.com/lemfoerder/catalog

InCat

- Электронный каталог на DVD
(для легковых и грузовых автомобилей)

СТРУКТУРА КАТАЛОГА



Переводы

(01)	шаровой кардан, датчик скорости тяги
(02)	шаровой шарнир, переключающая тяга
(03)	рычаг подвески колеса, подвеска колеса
(04)	продольная рулевая тяга
(05)	ремкомплект, рычаг подвески колеса
(06)	винт, установка управляемых колёс
(07)	рулевая тяга
(08)	головка рулевой тяги
(09)	штанга / растяжка, стабилизатор
(10)	угловой шарнир
(11)	угловой шарнир, продольная рулевая тяга
(12)	1-й ЗМ
(13)	1-й ПМ
(14)	2-й ЗМ
(15)	2-й ПМ
(16)	межосевое расстояние [мм]
(17)	исполнение моста

(18)	осевая нагрузка [т]
(19)	ведущий мост
(20)	учитывать расположение центрального шарнира!
(21)	наружная резьба [мм]
(22)	модель
(23)	в автомобилях с пневматическим устройством облегчения трогания с места
(24)	Ø отверстия 1 / Ø отверстия 2 [мм]
(25)	Ø отверстия 1 [мм]
(26)	Ø отверстия [мм]
(27)	DIN / ISO
(28)	толщина [мм]
(29)	двухосная тележка
(30)	сдвоенная ось с двумя приводными осями
(31)	треуг. рычаг подвески
(32)	треуг. рычаг подвески (груз. авт.)
(33)	ид. № кабины
(34)	ширина автомобиля 2300 мм
(35)	направляющая штанга
(37)	размер резьбы
(38)	пакет для высокой нагрузки
(39)	высокая конструкция
(40)	внутренняя резьба
(41)	внутренняя резьба [мм]
(42)	размер конуса [мм]
(43)	соединительная штанга
(44)	положение/градусы
(45)	управляемый мост
(46)	продольная рулевая тяга на промежуточном рычаге 1
(47)	сошка рулевого управления к промежуточному рычагу 1
(48)	сошка рулевого управления к 1-му ПМ
(49)	рулевой механизм ZF 8099
(50)	расстояние между отверстиями 1 / расстояние между отверстиями 2
(51)	вариант конструкции для страны: Скандинавия
(52)	вариант конструкции для страны: Австрия
(53)	длина [мм]
(54)	продольный рычаг
(55)	материал: стальное литье
(56)	конструкция средней высоты
(57)	молек. опора
(58)	мусороуборочный автомобиль
(59)	управляемый поддерживающий мост
(60)	низкая конструкция
(61)	поперечный рычаг
(62)	колесная база [мм]
(63)	размер шин
(64)	Ø трубы [мм]
(65)	седельный тягач
(66)	дисковый тормоз
(67)	дополнительный поддерживающий мост
(68)	толкающая штанга
(69)	барабанный тормоз
(70)	четырёхоп. рычаг подвески (груз. авт.)
(71)	поддерживающий мост
(72)	промежуточный рычаг 1 к промежуточному подшипнику 2
(73)	промежуточный рычаг 2 к промежуточному рычагу 3

- (74) промежуточный рычаг к переднему мосту 2
- (75) начиная с производственного номера
- (76) со стороны балки моста
- (77) на рулевой сошке
- (78) на цилиндре гидроусилителя рул. привода
- (79) на переключающих тягах и рычагах
- (80) на промежуточном рычаге
- (81) асимметрично
- (82) при EFR (электронная регулировка ходовой части)
- (83) при RAS (управляемый поддерживающий мост с принудительным гидравлическим управлением)
- (84) при RAS-EC (управляемый поддерживающий мост с принудительным гидравлическим управлением, электронная регулировка)
- (85) с двухсторонней регулировкой
- (86) до производственного номера
- (87) с односторонней регулировкой
- (88) со стороны водителя
- (89) для
- (90) для тормоза с поршневым цилиндром
- (91) для треуг. рычага подвески
- (92) для треуг. рычага подвески (груз. авт.)
- (93) для автомобилей с листовыми рессорами
- (94) для автомобилей с пневмоподвеской
- (95) для автомобилей с управляемым поддерживающим мостом
- (96) для автомобилей с управляемым поддерживающим мостом перед ведущим мостом
- (97) для автомобилей с жестким поддерживающим мостом
- (98) для автомобилей с жестким поддерживающим мостом перед ведущим мостом
- (99) для автом. с доп. общим весом до [кг]
- (100) для направляющей штанги
- (101) для ид. № рулевого механизма
- (102) для автомобилей с левым/правым расположением руля
- (103) для продольного рычага
- (104) для оригинального номера детали
- (105) для поперечного рычага
- (106) для толкающей штанги
- (107) для автомобилей специального назначения
- (108) для четырехоп. рычага подвески (груз. авт.)
- (109) изогнутый
- (110) изогнутый передний мост
- (111) прямой
- (112) прямой передний мост
- (113) с 5-лист. параболической рессорой
- (114) со сдвоенными шинами
- (115) с внутренней резьбой
- (116) с левой резьбой
- (117) с параболической рессорой
- (118) с правой резьбой
- (119) со стопорным кольцом
- (120) со стабилизатором на заднем мосту
- (121) со стабилизатором на переднем мосту
- (122) с трапециевидной рессорой
- (123) с принадлежностями
- (124) не при амортизаторах CDC (Continuous Damping Control)
- (125) не при EFR (электронная регулировка ходовой части)
- (126) не при RAS (управляемый поддерживающий мост с принудительным гидравлическим управлением)

- (127) не при RAS-EC (управляемый поддерживающий мост с принудительным гидравлическим управлением, электронная регулировка)
- (128) не для
- (129) не для тормоза с поршневым цилиндром
- (130) не для автомобилей шириной 2300 мм
- (131) не для автомобилей с управляемым поддерживающим мостом
- (132) не для размеров колесного диска 8,5-24"
- (133) не для ид. № рулевого механизма
- (134) не для автомобилей специального назначения
- (135) не для номера переднего моста
- (136) без регулировки
- (137) без стабилизатора на заднем мосту
- (138) специально для снегоуборки
- (139) симметрично
- (140) с регулировкой
- (141) от 1-го промежуточного рычага до 2-го ПМ
- (142) от 1-го ко 2-му промежуточному рычагу
- (143) от 2-го промежуточного рычага до 2-го ПМ
- (144) от 2-го до 3-го промежуточного рычага

Memo

DE

EN

FR

ES

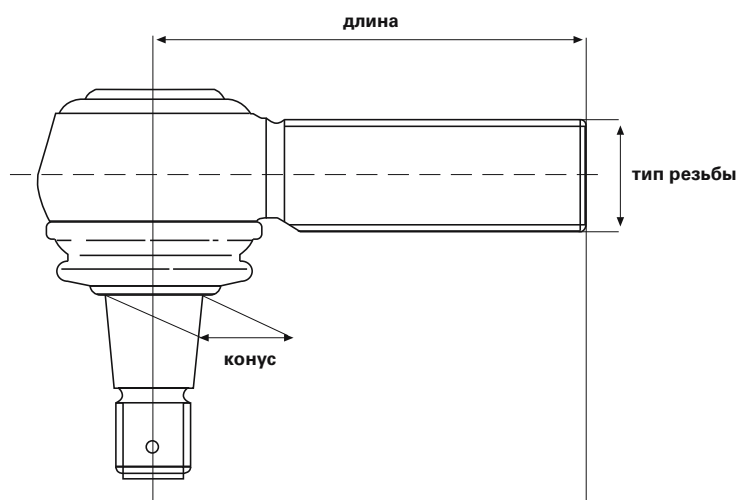
IT

PL

RU

EL

Шаровой шарнир, наружная резьба



номер артикула LEMFÖRDER	длина	конус	тип резьбы	направление резьбы RHT/LHT*	номер артикула LEMFÖRDER	длина	конус	тип резьбы	направление резьбы RHT/LHT*
21789 01	95	18	M18x1,5	RHT	11492 02	120	30	M30x1,5	LHT
19452 01	95	18	M18x1,5	LHT	19555 01	135	30	M30x1,5	RHT
20492 01	95	18	M22x1,5	LHT	16859 01	135	30	M30x1,5	LHT
11391 01	95	18	M22x1,5	RHT	23775 01	120	30	M38x1,5	RHT
11380 01	105	22	M24x1,5	RHT	11723 01	120	30	M38x1,5	LHT
11381 01	105	22	M24x1,5	LHT	11944 01	120	31,5	M30x1,5	RHT
11378 01	105	22	M28x1,5	RHT	11945 01	120	31,5	M30x1,5	LHT
11379 01	105	22	M28x1,5	LHT	11394 03	120	32	M30x1,5	RHT
22537 01	115	22	M28x1,5	LHT	12280 03	120	32	M30x1,5	LHT
14982 01	75	26	M22x1,5	RHT	24445 01	145	32	M30x1,5	RHT
21294 01	115	26	M24x1,5	RHT	18007 03	155	32	M30x1,5	RHT
23118 01	75	26	M24x1,5	RHT	23771 01	120	32	M38x1,5	RHT
11721 01	115	26	M28x1,5	RHT	23748 01	90	38	M24x1,5	RHT
11402 01	115	26	M30x1,5	RHT	20398 01	135	38	M30x1,5	RHT
11403 01	115	26	M30x1,5	LHT	20513 01	135	38	M30x1,5	LHT
11388 01	120	26	M30x1,5	RHT	23124 01	95	38	M30x1,5	RHT
19613 01	120	26	M30x1,5	LHT	19615 01	135	38	M38x1,5	RHT
18467 01	141	26	M30x1,5	LHT	19614 01	135	38	M38x1,5	LHT
19927 01	141	26	M30x1,5	RHT	23090 01	150	38	M38x1,5	RHT
21687 01	120	28,6	M38x1,5	RHT	22540 01	160	45	M38x1,5	RHT
20565 01	80	30	M22x1,5	RHT	22539 01	160	45	M38x1,5	LHT
11505 02	120	30	M30x1,5	RHT					

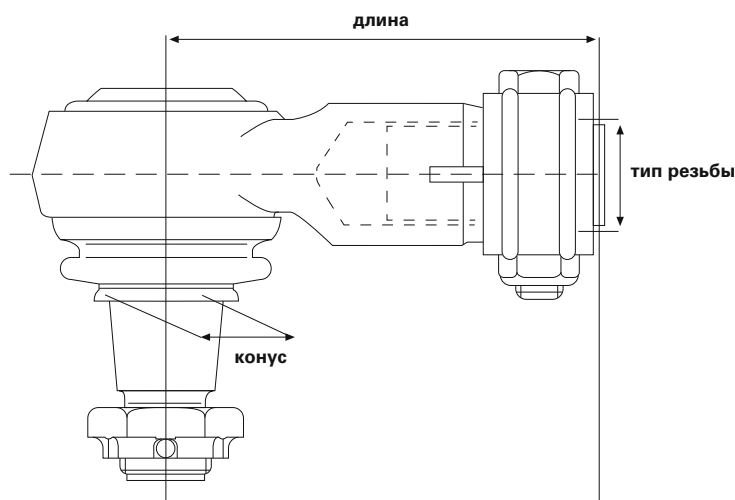
* RHT: правая резьба

LHT: левая резьба

На самостоятельно выбранные по этой таблице шарниры и их применение не дается никаких гарантий.

Таблица углов в этом упрощенном виде служит при этом только для идентификации автомобилей, приведенных в данном каталоге.

Шаровой шарнир, внутренняя резьба



номер артикула LEMFÖRDER	длина	конус	тип резьбы	направление резьбы RHT/LHT*
19851 01	70	22	M18x1,5	RHT
23176 01	65	22	M20x1,5	RHT
21787 01	85	22	M22x1,5	RHT
22536 01	90	26	M22x1,5	RHT
23168 01	90	26	M24x1,5	RHT
22534 01	120	26	M30x1,5	RHT
27634 01	88	28,6	M26x1,5	RHT
28792 01	120	28,6	M26x1,5	RHT
21076 01	80	30	M22x1,5	RHT
19783 01	95	30	M22x1,5	RHT
12974 01	95	30	M24x1,5	RHT
19862 01	95	30	M26x1,5	RHT
23169 01	95	30	M28x1,5	RHT
22535 01	120	30	M30x1,5	RHT
19538 01	86	31,5	M22x1,5	RHT
30756 01	90	38	M36x1,5	RHT
27632 01	100	38	M26x1,5	RHT
23170 01	135	38	M22x1,5	RHT
23166 01	120	38	M24x1,5	RHT
18461 01	85	38	M26x1,5	RHT
23165 01	105	38	M30x1,5	RHT
23171 01	100	38	M32x1,5	RHT

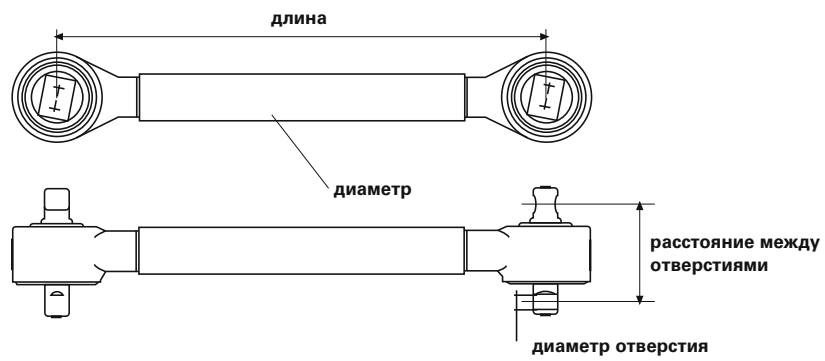
номер артикула LEMFÖRDER	длина	конус	тип резьбы	направление резьбы RHT/LHT*
22532 01	165	38	M42x1,5	RHT
11623 01	165	38	M48x1,5	LHT
11624 01	165	38	M48x1,5	RHT

* RHT: правая резьба

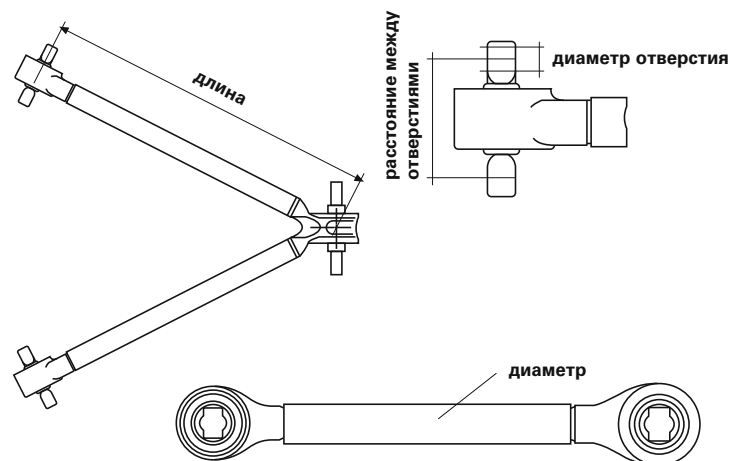
LHT: левая резьба

На самостоятельно выбранные по этой таблице шарниры и их применение не дается никаких гарантий. Таблица углов в этом упрощенном виде служит при этом только для идентификации автомобилей, приведенных в данном каталоге.

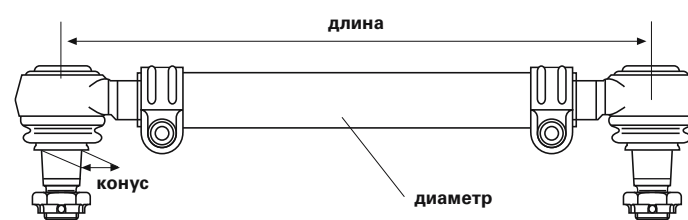
Стойка моста



Треуг. рычаг подвески



Поперечная рулевая тяга



Γενικές πληροφορίες

Τα επώνυμα προϊόντα LEMFÖRDER σας εγγυώνται μέγιστη ακρίβεια προσαρμογής και άψογη λειτουργία. Ζητάτε λοιπόν πάντα τα γνήσια προϊόντα της LEMFÖRDER.

Για τις παραγγελίες σας χρειαζόμαστε τον πλήρη αριθμό παραγγελίας, για παράδειγμα:

LEMFÖRDER μπάρα μετατρόχιου 11768 01

Σε περίπτωση αμφιβολιών, θα πρέπει να αναφέρετε και την περιγραφή τύπου και την ημερομηνία κατασκευής του οχήματος, στο οποίο θα χρησιμοποιηθεί το είδος που θα παραγγείλετε.


Με την επιφύλαξη κάθε δικαιώματος. Δεν επιτρέπεται η αναπαραγωγή αντιτύπων ή η χρήση αυτού του καταλόγου - ακόμη και αποσπασματικά - για τη σύνταξη άλλου καταλόγου χωρίς ρητή άδεια.

Οι αριθμοί ανταλλακτικών των κατασκευαστών των οχημάτων αναφέρονται μόνο για σύγκριση. Δεν επιτρέπεται η αναφορά τέτοιου είδους στοιχείων σε παραστατικά αγοράς που απευθύνονται στον κάτοχο του οχήματος.

Για τους όρους και τις συνθήκες δείτε τη διεύθυνση www.zf.com/de/services/documents



Όλα τα εξαρτήματα αυτού του καταλόγου επιτρέπεται να τοποθετούνται μόνο από το εκπαιδευμένο προσωπικό ενός συνεργείου αυτοκινήτου.



Ηλεκτρονικοί κατάλογοι

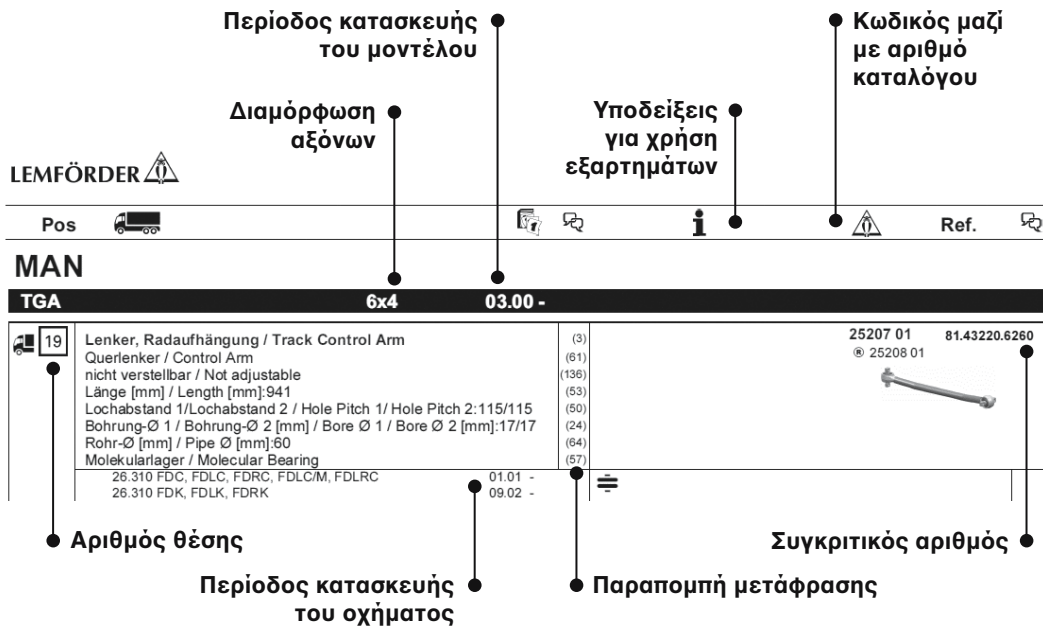
WebCat

- Online κατάλογος στο internet στη διεύθυνση www.zf.com/lemfoerder/catalog

InCat

- ηλεκτρονικός κατάλογος σε DVD (επιβατικά και επαγγελματικά οχήματα)

Δομή καταλόγου



Μεταφράσεις

- | | |
|------|---|
| (01) | σφαιρική άρθρωση, αισθητήρας ράβδου έλξης |
| (02) | σφαιρική κεφαλή, μοχλικό σύστημα επιλογής |
| (03) | βραχίονας, ανάρτηση τροχών |
| (04) | μπάρα διεύθυνσης |
| (05) | σετ επισκευής, βραχίονας |
| (06) | βίδα, ρύθμιση μετατροχίου |
| (07) | μπάρα μετατροχίου |
| (08) | κεφαλή μπάρας μετατροχίου |
| (09) | μπάρα / δοκίδα, σταθεροποιητής |
| (10) | γωνιακός σύνδεσμος |
| (11) | γωνιακός σύνδεσμος, ακρόμπαρο |
| (12) | 1ος πίσω άξονας |
| (13) | 1ος εμπρός άξονας |
| (14) | 2ος πίσω άξονας |
| (15) | 2ος εμπρός άξονας |
| (16) | απόσταση αξόνων [mm] |
| (17) | μοντέλο άξονα |

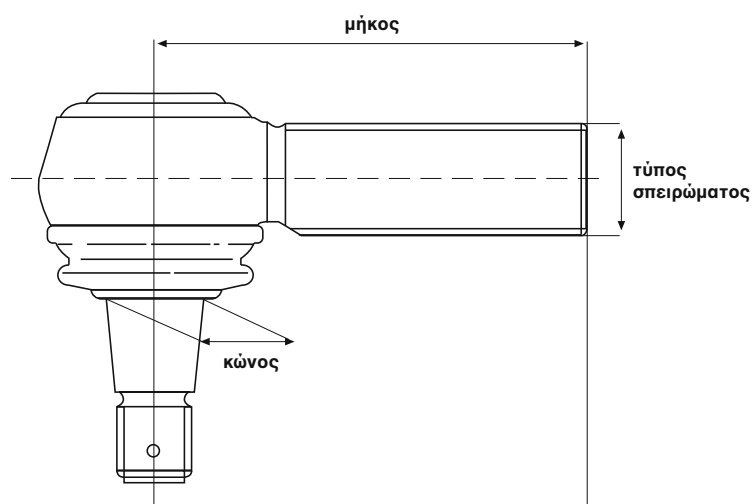
(18)	φορτίο άξονα [t]
(19)	άξονας κίνησης
(20)	προσέχετε την ευθυγράμμιση της κεντρικής άρθρωσης!
(21)	εξωτερικό σπείρωμα [mm]
(22)	μοντέλο, τύπος
(23)	σε οχήματα με πνευματική υποβήθησης εκκίνησης
(24)	οπή 1 Ø / οπή 2 Ø [mm]
(25)	οπή 1 Ø [mm]
(26)	οπή Ø [mm]
(27)	DIN / ISO
(28)	πάχος [mm]
(29)	διάταξη διπλού άξονα
(30)	διπλός άξονας με δύο κινούμενους άξονες
(31)	μπράτσο ζαμφόρ V
(32)	V τριγωνικός βραχίονας
(33)	ID καμπίνας οδηγού
(34)	πλάτος οχήματος 2300 mm
(35)	ράβδος-οδηγός
(37)	μέγεθος σπειρώματος
(38)	πακέτου υψηλού φορτίου
(39)	υψηλή κατασκευή
(40)	εσωτερικό σπείρωμα
(41)	εσωτερικό σπείρωμα [mm]
(42)	μέγεθος κώνου [mm]
(43)	ράβδος ζεύξης
(44)	θέση / μοίρες
(45)	άξονας διεύθυνσης
(46)	μπάρα διεύθυνσης στον ενδιάμεσο μοχλό 1
(47)	μοχλός κολώνας τιμονιού στον ενδιάμεσο μοχλό 1
(48)	μοχλός κολώνας τιμονιού στον 1ο εμπρός άξονα
(49)	σύστημα διεύθυνσης ZF 8099
(50)	απόσταση οπής 1 / απόσταση οπής 2
(51)	έκδοση χώρας: Σκανδιναβία
(52)	έκδοση χώρας: Αυστρία
(53)	μήκος [mm]
(54)	διαμήκης βραχίονας
(55)	υλικό: χυτοχάλυβας
(56)	κατασκευή μέσου ύψους
(57)	μοριακό έδρανο
(58)	απορριμματοφόρο
(59)	πρόσθετος τελικός άξονας
(60)	χαμηλή κατασκευή
(61)	εγκάρσιος βραχίονας
(62)	μεταξόνιο [mm]
(63)	διαστάσεις ελαστικών
(64)	σωλήνας Ø [mm]
(65)	ρυμουλκόμενο οχημα
(66)	δισκόφρενα
(67)	άξονας ρυμούλκησης
(68)	ράβδος ώθησης
(69)	ταμπούρο
(70)	βραχίονας τεσσάρων σημείων (NKW)
(71)	προπορευόμενος άξονας
(72)	ενδιάμεσος μοχλός 1 προς το ενδιάμεσο έδρανο 2
(73)	ενδιάμεσος μοχλός 2 προς τον ενδιάμεσο μοχλό 3

- (74) ενδιάμεσος μολός στο 2ο εμπρός άξονα
- (75) από αριθμό παραγωγής
- (76) στην πλευρά γέφυρας άξονα
- (77) στο μοχλό οδήγησης
- (78) στον κύλινδρο διεύθυνσης
- (79) στο μοχλικό σύστημα επιλογής
- (80) στον ενδιάμεσο μοχλό
- (81) ασύμμετρα
- (82) σε EFR (ηλεκτρονική ρύθμιση αναρτήσεων)
- (83) σε RAS (υδραυλικά καθοδηγούμενος πρόσθετος τελικός άξονας)
- (84) σε RAS-EC (υδραυλικά καθοδηγούμενος πρόσθετος τελικός άξονας, ηλεκτρονικός έλεγχος)
- (85) ρυθμιζόμενο και από τις δύο πλευρές
- (86) έως αριθμό παραγωγής
- (87) μονόπλευρα ρυθμιζόμενο
- (88) πλευρά οδηγού
- (89) για
- (90) για φρένο με κύλινδρο εμβόλου
- (91) για τριγωνικό βραχίονα
- (92) για μπράτσο ζαμφορ V
- (93) για οχήματα με ανάρτηση ελασμάτων
- (94) για οχήματα με ανάρτηση αέρα
- (95) για οχήματα με αρθρωτό πρόσθετο τελικό άξονα
- (96) για οχήματα με αρθρωτό πρόσθετο ενδιάμεσο άξονα
- (97) για οχήματα με αρθρωτό πρόσθετο τελικό άξονα
- (98) για οχήματα με αρθρωτό πρόσθετο ενδιάμεσο άξονα
- (99) για οχήματα με επιτρεπόμε. μικτό βάρος έως [kg]
- (100) για ράβδο-οδηγό
- (101) για ID γρανάζι διεύθυνσης
- (102) για αριστεροτίμονα / δεξιοτίμονα
- (103) για διαμήκη βραχίονα
- (104) για αριθμό γνήσιου ανταλλακτικού
- (105) για εγκάρσιο βραχίονα
- (106) για ράβδο ώθησης
- (107) για ειδικά οχήματα
- (108) για βραχίονα τεσσάρων σημείων (NKW)
- (109) με κύρτωση
- (110) καμπύλος μπροστινός άξονας
- (111) ίσιο
- (112) ίσιος μπροστινός άξονας
- (113) με παραβολικά ελατήρια 5 φύλλων
- (114) με διπλά ελαστικά
- (115) με εσωτερικό σπείρωμα
- (116) με αριστερόστροφο σπείρωμα
- (117) με παραβολικά ελατήρια
- (118) με δεξιόστροφο σπείρωμα
- (119) με δακτύλιο ασφαλείας
- (120) με σταθεροποιητή στον πίσω άξονα
- (121) με σταθεροποιητή στον μπροστινό άξονα
- (122) με ημιελλειπτικά ελατήρια
- (123) με αβεσουάρ
- (124) όχι σε αποσβεστήρες CDC (Continuous Damping Control)
- (125) όχι σε EFR (ηλεκτρονική ρύθμιση αναρτήσεων)
- (126) όχι σε RAS (υδραυλικά καθοδηγούμενος πρόσθετος τελικός άξονας)
- (127) όχι σε RAS-EC (υδραυλικά καθοδηγούμενος πρόσθετος τελικός άξονας, ηλεκτρονικός έλεγχος)
- (128) όχι για

- (129) όχι για φρένο με κύλινδρο εμβόλου
- (130) όχι για οχήματα πλάτους 2300 mm
- (131) όχι για οχήματα με αρθρωτό πρόσθετο τελικό άξονα
- (132) όχι για ζάντες μεγέθους 8,5-24"
- (133) όχι για ID γρανάζι διεύθυνσης
- (134) όχι για ειδικά οχήματα
- (135) όχι για αριθμό μπροστινού άξονα
- (136) μη ρυθμιζόμενο
- (137) χωρίς σταθεροποιητή στον πίσω άξονα
- (138) ειδικά για εκκιοπισμό
- (139) συμμετρικά
- (140) ρυθμιζόμενο
- (141) από τον 1ο ενδιάμεσο μοχλό στο 2ο μπροστινό άξονα
- (142) από τον 1ο στο 2ο ενδιάμεσο μοχλό
- (143) από τον 2ο ενδιάμεσο μοχλό στο 2ο μπροστινό άξονα
- (144) από τον 2ο στο 3ο ενδιάμεσο μοχλό

Memo

Σφαιρική άρθρωση, εξωτερικό σπείρωμα



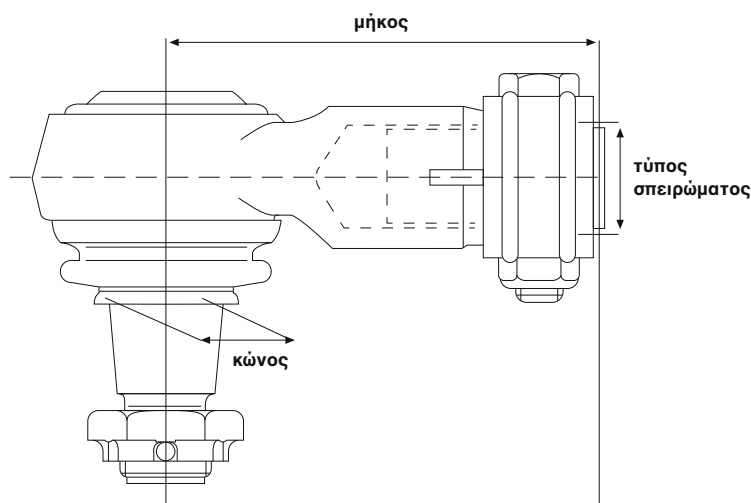
κωδικός LEMFÖRDER	μήκος	κώνος	τύπος σπειρώματος	κατεύθυνση σπειρώματος RHT/LHT*	κωδικός LEMFÖRDER	μήκος	κώνος	τύπος σπειρώματος	κατεύθυνση σπειρώματος RHT/LHT*
21789 01	95	18	M18x1,5	RHT	11492 02	120	30	M30x1,5	LHT
19452 01	95	18	M18x1,5	LHT	19555 01	135	30	M30x1,5	RHT
20492 01	95	18	M22x1,5	LHT	16859 01	135	30	M30x1,5	LHT
11391 01	95	18	M22x1,5	RHT	23775 01	120	30	M38x1,5	RHT
11380 01	105	22	M24x1,5	RHT	11723 01	120	30	M38x1,5	LHT
11381 01	105	22	M24x1,5	LHT	11944 01	120	31,5	M30x1,5	RHT
11378 01	105	22	M28x1,5	RHT	11945 01	120	31,5	M30x1,5	LHT
11379 01	105	22	M28x1,5	LHT	11394 03	120	32	M30x1,5	RHT
22537 01	115	22	M28x1,5	LHT	12280 03	120	32	M30x1,5	LHT
14982 01	75	26	M22x1,5	RHT	24445 01	145	32	M30x1,5	RHT
21294 01	115	26	M24x1,5	RHT	18007 03	155	32	M30x1,5	RHT
23118 01	75	26	M24x1,5	RHT	23771 01	120	32	M38x1,5	RHT
11721 01	115	26	M28x1,5	RHT	23748 01	90	38	M24x1,5	RHT
11402 01	115	26	M30x1,5	RHT	20398 01	135	38	M30x1,5	RHT
11403 01	115	26	M30x1,5	LHT	20513 01	135	38	M30x1,5	LHT
11388 01	120	26	M30x1,5	RHT	23124 01	95	38	M30x1,5	RHT
19613 01	120	26	M30x1,5	LHT	19615 01	135	38	M38x1,5	RHT
18467 01	141	26	M30x1,5	LHT	19614 01	135	38	M38x1,5	LHT
19927 01	141	26	M30x1,5	RHT	23090 01	150	38	M38x1,5	RHT
21687 01	120	28,6	M38x1,5	RHT	22540 01	160	45	M38x1,5	RHT
20565 01	80	30	M22x1,5	RHT	22539 01	160	45	M38x1,5	LHT
11505 02	120	30	M30x1,5	RHT					

* RHT: δεξιόστροφο σπείρωμα

LHT: αριστερόστροφο σπείρωμα

Δεν υπάρχει κανένας κίνδυνος για τις αρθρώσεις που επιλέγετε σύμφωνα με αυτόν τον πίνακα ούτε και για τη χρήση τους. Ο πίνακας γωνιών σε αυτήν την απλουστευμένη παρουσίαση χρησιμεύει αποκλειστικά για την αντιστοίχιση για οχήματα που περιέχονται σε αυτόν τον κατάλογο.

Σφαιρική άρθρωση, εσωτερικό σπείρωμα



κωδικός LEMFÖRDER	μήκος	κώνος	τύπος σπειρώματος	κατεύθυνση σπειρώματος RHT/LHT*
19851 01	70	22	M18x1,5	RHT
23176 01	65	22	M20x1,5	RHT
21787 01	85	22	M22x1,5	RHT
22536 01	90	26	M22x1,5	RHT
23168 01	90	26	M24x1,5	RHT
22534 01	120	26	M30x1,5	RHT
27634 01	88	28,6	M26x1,5	RHT
28792 01	120	28,6	M26x1,5	RHT
21076 01	80	30	M22x1,5	RHT
19783 01	95	30	M22x1,5	RHT
12974 01	95	30	M24x1,5	RHT
19862 01	95	30	M26x1,5	RHT
23169 01	95	30	M28x1,5	RHT
22535 01	120	30	M30x1,5	RHT
19538 01	86	31,5	M22x1,5	RHT
30756 01	90	38	M36x1,5	RHT
27632 01	100	38	M26x1,5	RHT
23170 01	135	38	M22x1,5	RHT
23166 01	120	38	M24x1,5	RHT
18461 01	85	38	M26x1,5	RHT
23165 01	105	38	M30x1,5	RHT
23171 01	100	38	M32x1,5	RHT

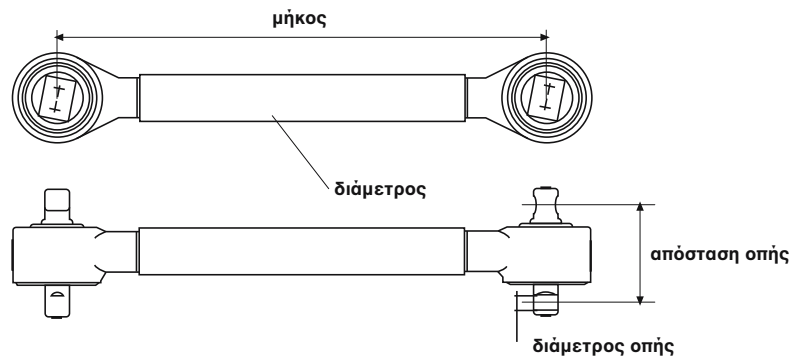
κωδικός LEMFÖRDER	μήκος	κώνος	τύπος σπειρώματος	κατεύθυνση σπειρώματος RHT/LHT*
22532 01	165	38	M42x1,5	RHT
11623 01	165	38	M48x1,5	LHT
11624 01	165	38	M48x1,5	RHT

* RHT: δεξιόστροφο σπείρωμα

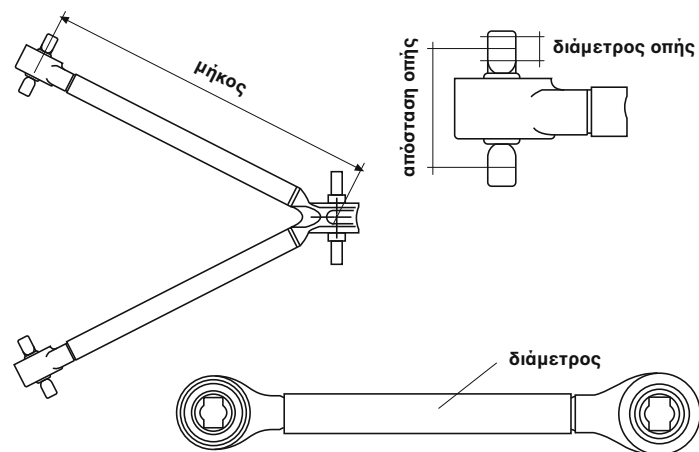
LHT: αριστερόστροφο σπείρωμα

Δεν υπάρχει κανένας κίνδυνος για τις αρθρώσεις που επιλέγετε σύμφωνα με αυτόν τον πίνακα ούτε και για τη χρήση τους. Ο πίνακας γωνιών σε αυτήν την απλουστευμένη παρουσίαση χρησιμεύει αποκλειστικά για την αντιστοίχιση για οχήματα που περιέχονται σε αυτόν τον κατάλογο.

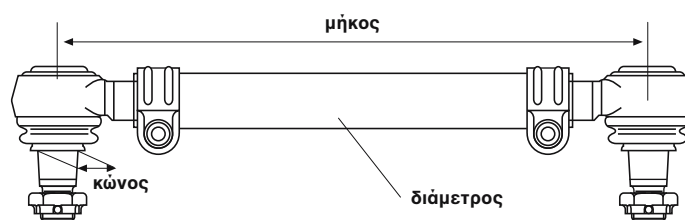
Ενίσχυση άξονα













Τριγωνικός βραχίονας



Κολώνια τιμονιού και μπάρα μετατρόχιου

















TGA		4x2	03.00 -		
 19	Lenker, Radaufhängung / Track Control Arm		(3)		25207 01 81.43220.6260
	Querlenker / Control Arm		(61)		® 25208 01
	nicht verstellbar / Not adjustable		(136)		
	Länge [mm] / Length [mm]:941		(53)		
	Lochabstand 1/Lochabstand 2 / Hole Pitch 1/ Hole Pitch 2:115/115		(50)		
	Bohrung-Ø 1 / Bohrung-Ø 2 [mm] / Bore Ø 1 / Bore Ø 2 [mm]:17/17		(24)		
	Rohr-Ø [mm] / Pipe Ø [mm]:60		(64)		
	Molekularlager / Molecular Bearing		(57)		
	18.310 FC, FLC, FRC, FLLC, FLLC/N, FLLW, FLLRC, FLLRW	04.00 -		Achslast [t] / Axle Load [t]:8,2	(18)
	18.360 FC, FLC, FRC, FLLC, FLLC/N, FLLW, FLLRW	04.00 -		Achslast [t] / Axle Load [t]:8,5	(18)
	18.410 FC, FRC, FLC, FLRC, FLLC, FLLC/N, FLLW, FLLRC	04.00 -		Baumuster / Model:H09	(22)
	18.460 FC, FLC, FRC, FLLC, FLLC/N, FLLW, FLLRC, FLLRW	04.00 -			
	18.480 FC, FLC, FLLC, FLLW, FLLRW, FLLRC	09.02 -			
18.530 FC, FLC, FLLC, FLLC/N, FLLW, FLLRC, FLLRW	09.02 -				
18.310 FC, FLC, FRC, FLLC, FLLC/N, FLLW, FLLRC, FLLRW	04.00 -		Achslast [t] / Axle Load [t]:7,5	(18)	
18.360 FC, FLC, FRC, FLLC, FLLC/N, FLLW, FLLRW	04.00 -		Achslast [t] / Axle Load [t]:7,1	(18)	
18.410 FC, FRC, FLC, FLRC, FLLC, FLLC/N, FLLW, FLLRC	04.00 -		Baumuster / Model:H14	(22)	
18.460 FC, FLC, FRC, FLLC, FLLC/N, FLLW, FLLRC, FLLRW	04.00 -				
18.480 FC, FLC, FLLC, FLLW, FLLRW, FLLRC	09.02 -				
18.530 FC, FLC, FLLC, FLLC/N, FLLW, FLLRC, FLLRW	09.02 -				
18.310 FLS, FLLS, FLLS/N, FLS-TS, FLRS, FLLRS	04.00 -		Achslast [t] / Axle Load [t]:8,2	(18)	
18.360 FLS, FLLS, FLLS/N, FLS-TS, FLRS, FLLRS	04.00 -		Achslast [t] / Axle Load [t]:8,5	(18)	
18.410 FLS, FLLS, FLLS/N, FLS-TS, FLRS, FLLRS	04.00 -		Baumuster / Model:H09	(22)	
18.460 FLS, FLLS, FLLS/N, FLS-TS, FLRS, FLLRS	04.00 -				
18.480 FLS, FLLS, FLLS/N, FLS-TS, FLRS-VWW	09.02 -				
18.510 FLS, FLLS, FLLS/N, FLRS, FLLRS	04.00 -				
18.530 FLS, FLLS, FLLS/N	09.02 -				
18.310 FLS, FLLS, FLLS/N, FLS-TS, FLRS, FLLRS	04.00 -		Achslast [t] / Axle Load [t]:7,5	(18)	
18.360 FLS, FLLS, FLLS/N, FLS-TS, FLRS, FLLRS	04.00 -		Achslast [t] / Axle Load [t]:7,1	(18)	
18.410 FLS, FLLS, FLLS/N, FLS-TS, FLRS, FLLRS	04.00 -		Achslast [t] / Axle Load [t]:8,5	(18)	
18.460 FLS, FLLS, FLLS/N, FLS-TS, FLRS, FLLRS	04.00 -		Baumuster / Model:H12	(22)	
18.480 FLS, FLLS, FLLS/N, FLS-TS, FLRS-VWW	09.02 -				
18.510 FLS, FLLS, FLLS/N, FLRS, FLLRS	04.00 -				
18.530 FLS, FLLS, FLLS/N	09.02 -				
18.510 FC, FLC, FRC, FLLC, FLLC/N, FLLW, FLLRC, FLLRW	09.00 -		Achslast [t] / Axle Load [t]:8,2	(18)	
			Achslast [t] / Axle Load [t]:8,5	(18)	
			Baumuster / Model:H09	(22)	
18.310, 18.320 FC, FLC, FLLC, FLLC/N, FLLW, FLLW/N	05.04 -		Achslast [t] / Axle Load [t]:8,5	(18)	
18.350, 18.360 FC, FLC, FLLC, FLLRC, FLLC/N, FLLW, FLLW/N	05.04 -		Baumuster / Model:H10	(22)	
18.390, 18.400 FC, FLC, FLLC, FLLC/N, FLLW, FLLW/N	05.04 -				
18.430, 18.440 FC, FLC, FLLC, FLLW, FLLW/N, FLLRC, FLLRW	05.04 -				
18.310, 18.320 FC, FLC, FLLC, FLLC/N, FLLW, FLLW/N	05.04 -		Achslast [t] / Axle Load [t]:7,5	(18)	
18.350, 18.360 FC, FLC, FLLC, FLLRC, FLLC/N, FLLW, FLLW/N	05.04 -		Achslast [t] / Axle Load [t]:7,1	(18)	
18.390, 18.400 FC, FLC, FLLC, FLLC/N, FLLW, FLLW/N	05.04 -		Baumuster / Model:H15	(22)	
18.430, 18.440 FC, FLC, FLLC, FLLW, FLLW/N, FLLRC, FLLRW	05.04 -				
18.310, 18.320 FLS, FLRS, FLLS, FLLRS	05.04 -		Achslast [t] / Axle Load [t]:7,5	(18)	
18.350 FLS, FLS/N, FLS/M, FLS-TS, FLLS, FLLS/N, FLLRS	05.04 -		Achslast [t] / Axle Load [t]:7,1	(18)	
18.390 FLS, FLS-TS, FLS/M, FLLS, FLLS/N, FLLS/M, FLLRS	05.04 -		Baumuster / Model:H13	(22)	
18.430 FLS, FLS/M, FLS-TS, FLLS, FLLS/N, FLLRS, FLRS	05.04 -				



MAN

TGA		4x2	03.00 -		
 19	Lenker, Radaufhängung / Track Control Arm Querlenker / Control Arm nicht verstellbar / Not adjustable Länge [mm] / Length [mm]:941 Lochabstand 1/Lochabstand 2 / Hole Pitch 1/ Hole Pitch 2:115/115 Bohrung-Ø 1 / Bohrung-Ø 2 [mm] / Bore Ø 1 / Bore Ø 2 [mm]:17/17 Rohr-Ø [mm] / Pipe Ø [mm]:60 Molekularlager / Molecular Bearing		(3) (61) (136) (53) (50) (24) (64) (57)	25207 01 81.43220.6260 ® 25208 01 	
	18.310, 18.320 FLS, FLRS, FLLS, FLLRS 18.350 FLS, FLS/N, FLS/M, FLS-TS, FLLS, FLLS/N, FLLRS 18.390 FLS, FLS-TS, FLS/M, FLLS, FLLS/N, FLLS/M, FLLRS 18.430 FLS, FLS/M, FLS-TS, FLLS, FLLS/N, FLLRS, FLRS	05.04 - 05.04 - 05.04 - 05.04 -	 Achslast [t] / Axle Load [t]:8,5 Baumuster / Model:H08 H10	(18) (22)	





TGA		4x2	03.00 -			
 6	Spurstange / Rod Assembly		(7)		11768 01 81.46711.6725	
	Führungsstange / Guide Rod beidseitig verstellbar / Adjustable on both sides Länge [mm] / Length [mm]:1652 Konusmaß [mm] / Cone Size [mm]:30 Rohr-Ø [mm] / Pipe Ø [mm]:50 mit Zubehör / With accessories		(35) (85) (53) (42) (64) (123)			11492 02 11505 02
	18.310 FC, FLC, FRC, FLLC, FLLC/N, FLLW, FLLRC, FLLRW	04.00 -			Achsausführung / Axle Version:VO-09- Baumuster / Model:H02 H05 gerade Vorderachse / straight front axle	(17) (22) (112)
	18.310 FK, FLK, FK-L, FLRK	12.00 -				
	18.360 FC, FLC, FRC, FLLC, FLLC/N, FLLW, FLLRW	04.00 -				
	18.360 FK, FLK, FK-L, FLRK	12.00 -				
	18.410 FC, FRC, FLC, FLRC, FLLC, FLLC/N, FLLW, FLLRC	04.00 -				
	18.410 FK, FK-L, FLK, FLRK	12.00 -				
	18.460 FC, FLC, FRC, FLLC, FLLC/N, FLLW, FLLRC, FLLRW	04.00 -				
	18.460 FK, FK-L, FLK, FLRK	12.00 -				
	18.480 FC, FLC, FLLC, FLLW, FLLRW, FLLRC	09.02 -				
	18.480 FK, FLK, FK-L	09.02 -				
	18.510 FC, FLC, FRC, FLLC, FLLC/N, FLLW, FLLRC, FLLRW	09.00 -				
	18.530 FC, FLC, FLLC, FLLC/N, FLLW, FLLRC, FLLRW	09.02 -				
	18.310 FLS, FLLS, FLLS/N, FLS-TS, FLRS, FLLRS	04.00 -			Achsausführung / Axle Version:VO-09- Baumuster / Model:H01 H05 gerade Vorderachse / straight front axle	(17) (22) (112)
	18.360 FLS, FLLS, FLLS/N, FLS-TS, FLRS, FLLRS	04.00 -				
	18.410 FLS, FLLS, FLLS/N, FLS-TS, FLRS, FLLRS	04.00 -				
	18.460 FLS, FLLS, FLLS/N, FLS-TS, FLRS, FLLRS	04.00 -				
	18.480 FLS, FLLS, FLLS/N, FLS-TS, FLRS-WW	09.02 -				
	18.510 FLS, FLLS, FLLS/N, FLRS, FLLRS	04.00 -				
	18.530 FLS, FLLS, FLLS/N	09.02 -			Achsausführung / Axle Version:VO-09- Baumuster / Model:H05 gerade Vorderachse / straight front axle	(17) (22) (112)
	18.310, 18.320 FC, FLC, FLLC, FLLC/N, FLLW, FLLW/N	05.04 -			Achsausführung / Axle Version:VO-09- Baumuster / Model:H03 H06 gerade Vorderachse / straight front axle	(17) (22) (112)
	18.310, 18.320 FK, FK-L, FLK, FLK/M	05.04 -				
	18.350, 18.360 FC, FLC, FLLC, FLLRC, FLLC/N, FLLW, FLLW/N	05.04 -				
	18.350, 18.360 FK, FK-L, FLK, FLK/M	05.04 -				
	18.390, 18.400 FC, FLC, FLLC, FLLC/N, FLLW, FLLW/N	05.04 -				
	18.390, 18.400 FK, FK-L, FLK, FLK/M	05.04 -				
	18.430, 18.440 FC, FLC, FLLC, FLLW, FLLW/N, FLLRC, FLLRW	05.04 -				
	18.430, 18.440 FK, FK-L, FLK, FLK/M	05.04 -				
	18.310, 18.320 FLS, FLRS, FLLS, FLLRS	05.04 -			Achsausführung / Axle Version:VO-09- Baumuster / Model:H06 gerade Vorderachse / straight front axle	(17) (22) (112)
	18.350 FLS, FLS/N, FLS/M, FLS-TS, FLLS, FLLS/N, FLLRS	05.04 -				
	18.390 FLS, FLS-TS, FLS/M, FLLS, FLLS/N, FLLS/M, FLLRS	05.04 -				
	18.430 FLS, FLS/M, FLS-TS, FLLS, FLLS/N, FLLRS, FLRS	05.04 -				
	18.480 FC, FLC, FLLC, FLLRC, FLLW, FLRC	01.06 -			Achsausführung / Axle Version:VO-09- Baumuster / Model:H03 gerade Vorderachse / straight front axle	(17) (22) (112)
	18.480 FK, FK-L, FLK	01.06 -				
	19.360 FS/M-WW, FRS/M-WW	05.04 -			Achsausführung / Axle Version:VO-09- Baumuster / Model:H43 H60 gerade Vorderachse / straight front axle	(17) (22) (112)
	19.410 FS/M-WW, FRS/M-WW	05.04 -				
	19.460 FS/M-WW, FRS/M-WW	05.04 -				
	19.480 FS/M-WW, FRS/M-WW	05.04 -				
	19.350 FS, FRS, FLS, FLRS-WW	05.04 -			Baumuster / Model:HW1 H64 gerade Vorderachse / straight front axle	(22) (112)
	19.360 FS, FRS, FLS, FLRS-WW	05.04 -				
	19.390 FS, FRS, FLS, FLRS-WW	05.04 -				
	19.400 FS/M-WW, FRS/M-WW, FLS, FLRS	05.04 -				
	19.430 FS/M-WW, FLS, FRS, FLRS	05.04 -				
	19.440 FRS, FS/M-WW, FLS, FLRS	02.06 -				
	19.480 FLS, FRS, FLRS-WW	02.06 -				
	19.480 FSM, FRS/M-WW	02.06 -				




MAN

TGA 4x2 03.00 -

 6	Spurstange / Rod Assembly Führungsstange / Guide Rod einseitig verstellbar / Adjustable on one side Länge [mm] / Length [mm]:1679 Konusmaß [mm] / Cone Size [mm]:30 Rohr-Ø [mm] / Pipe Ø [mm]:52 mit Zubehör / With accessories	(7) (35) (87) (53) (42) (64) (123)	25395 01 81.46711.6921 21440 01 21971 01	
	18.310 FC, FLC, FRC, FLLC, FLLC/N, FLLW, FLLRC, FLLRW 18.360 FC, FLC, FRC, FLLC, FLLC/N, FLLW, FLLRW 18.410 FC, FRC, FLC, FLRC, FLLC, FLLC/N, FLLW, FLLRC 18.460 FC, FLC, FRC, FLLC, FLLC/N, FLLW, FLLRC, FLLRW 18.480 FC, FLC, FLLC, FLLW, FLLRW, FLLRC 18.530 FC, FLC, FLLC, FLLC/N, FLLW, FLLRC, FLLRW	04.00 - 04.00 - 04.00 - 04.00 - 09.02 - 09.02 -	Achsausführung / Axle Version:VOK-07 Achsausführung / Axle Version:VOK-08 Achsausführung / Axle Version:VOK-09 Scheibenbremse / Disc Brake Baumuster / Model:H05 gekröpfte Vorderachse / Dropped front axle	(17) (17) (17) (66) (22) (110)
18.310 FC, FLC, FRC, FLLC, FLLC/N, FLLW, FLLRC, FLLRW 18.360 FC, FLC, FRC, FLLC, FLLC/N, FLLW, FLLRW 18.410 FC, FRC, FLC, FLRC, FLLC, FLLC/N, FLLW, FLLRC 18.460 FC, FLC, FRC, FLLC, FLLC/N, FLLW, FLLRC, FLLRW 18.480 FC, FLC, FLLC, FLLW, FLLRW, FLLRC 18.530 FC, FLC, FLLC, FLLC/N, FLLW, FLLRC, FLLRW	04.00 - 04.00 - 04.00 - 04.00 - 09.02 - 09.02 -	Achsausführung / Axle Version:VOK-09 Scheibenbremse / Disc Brake Baumuster / Model:H09 gekröpfte Vorderachse / Dropped front axle	(17) (66) (22) (110)	
18.310 FC, FLC, FRC, FLLC, FLLC/N, FLLW, FLLRC, FLLRW 18.360 FC, FLC, FRC, FLLC, FLLC/N, FLLW, FLLRW 18.410 FC, FRC, FLC, FLRC, FLLC, FLLC/N, FLLW, FLLRC 18.460 FC, FLC, FRC, FLLC, FLLC/N, FLLW, FLLRC, FLLRW 18.480 FC, FLC, FLLC, FLLW, FLLRW, FLLRC 18.530 FC, FLC, FLLC, FLLC/N, FLLW, FLLRC, FLLRW	04.00 - 04.00 - 04.00 - 04.00 - 09.02 - 09.02 -	Achsausführung / Axle Version:VOK-08 Achsausführung / Axle Version:VOK-09 Scheibenbremse / Disc Brake Baumuster / Model:H02 gekröpfte Vorderachse / Dropped front axle	(17) (17) (66) (22) (110)	
18.310 FC, FLC, FRC, FLLC, FLLC/N, FLLW, FLLRC, FLLRW 18.360 FC, FLC, FRC, FLLC, FLLC/N, FLLW, FLLRW 18.410 FC, FRC, FLC, FLRC, FLLC, FLLC/N, FLLW, FLLRC 18.460 FC, FLC, FRC, FLLC, FLLC/N, FLLW, FLLRC, FLLRW 18.480 FC, FLC, FLLC, FLLW, FLLRW, FLLRC 18.530 FC, FLC, FLLC, FLLC/N, FLLW, FLLRC, FLLRW	04.00 - 04.00 - 04.00 - 04.00 - 09.02 - 09.02 -	Scheibenbremse / Disc Brake Baumuster / Model:H14 gekröpfte Vorderachse / Dropped front axle	(66) (22) (110)	
18.360 FLS, FLLS, FLLS/N, FLS-TS, FLRS, FLLRS 18.410 FLS, FLLS, FLLS/N, FLS-TS, FLRS, FLLRS 18.460 FLS, FLLS, FLLS/N, FLS-TS, FLRS, FLLRS 18.480 FLS, FLLS, FLLS/N, FLS-TS, FLRS-WW	04.00 - 04.00 - 04.00 - 09.02 -	Achsausführung / Axle Version:VOK-08 Achsausführung / Axle Version:VOK-07 Scheibenbremse / Disc Brake Baumuster / Model:H01 gekröpfte Vorderachse / Dropped front axle	(17) (17) (66) (22) (110)	
18.360 FLS, FLLS, FLLS/N, FLS-TS, FLRS, FLLRS 18.410 FLS, FLLS, FLLS/N, FLS-TS, FLRS, FLLRS 18.460 FLS, FLLS, FLLS/N, FLS-TS, FLRS, FLLRS 18.480 FLS, FLLS, FLLS/N, FLS-TS, FLRS-WW	04.00 - 04.00 - 04.00 - 09.02 -	Achsausführung / Axle Version:VOK-09 Scheibenbremse / Disc Brake Baumuster / Model:H09 gekröpfte Vorderachse / Dropped front axle	(17) (66) (22) (110)	
18.360 FLS, FLLS, FLLS/N, FLS-TS, FLRS, FLLRS 18.410 FLS, FLLS, FLLS/N, FLS-TS, FLRS, FLLRS 18.460 FLS, FLLS, FLLS/N, FLS-TS, FLRS, FLLRS 18.480 FLS, FLLS, FLLS/N, FLS-TS, FLRS-WW	04.00 - 04.00 - 04.00 - 09.02 -	Achsausführung / Axle Version:VOK-09 Achsausführung / Axle Version:VOK-08 Achsausführung / Axle Version:VOK-07 Scheibenbremse / Disc Brake Baumuster / Model:H05 gekröpfte Vorderachse / Dropped front axle	(17) (17) (17) (66) (22) (110)	
18.360 FLS, FLLS, FLLS/N, FLS-TS, FLRS, FLLRS 18.410 FLS, FLLS, FLLS/N, FLS-TS, FLRS, FLLRS 18.460 FLS, FLLS, FLLS/N, FLS-TS, FLRS, FLLRS 18.480 FLS, FLLS, FLLS/N, FLS-TS, FLRS-WW	04.00 - 04.00 - 04.00 - 09.02 -	Achsausführung / Axle Version:VOK-08 Scheibenbremse / Disc Brake Baumuster / Model:H61 gekröpfte Vorderachse / Dropped front axle	(17) (66) (22) (110)	





TGA 4x2 03.00 -

 6	Spurstange / Rod Assembly	(7)	25395 01	81.46711.6921
	Führungsstange / Guide Rod einseitig verstellbar / Adjustable on one side Länge [mm] / Length [mm]:1679 Konusmaß [mm] / Cone Size [mm]:30 Rohr-Ø [mm] / Pipe Ø [mm]:52 mit Zubehör / With accessories	(35) (87) (53) (42) (64) (123)		▲ 21440 01 21971 01
18.360 FLS, FLLS, FLLS/N, FLS-TS, FLRS, FLLRS	04.00 -	Achsausführung / Axle Version:VOK-08	(17)	
18.410 FLS, FLLS, FLLS/N, FLS-TS, FLRS, FLLRS	04.00 -	Scheibenbremse / Disc Brake	(66)	
18.460 FLS, FLLS, FLLS/N, FLS-TS, FLRS, FLLRS	04.00 -	Baumuster / Model:H12	(22)	
18.480 FLS, FLLS, FLLS/N, FLS-TS, FLRS-WW	09.02 -	gekröpfte Vorderachse / Dropped front axle	(110)	
18.510 FC, FLC, FRC, FLLC, FLLC/N, FLLW, FLLRC, FLLRW	09.00 -	Achsausführung / Axle Version:VOK-09	(17)	
		Scheibenbremse / Disc Brake	(66)	
		Baumuster / Model:H09	(22)	
		gekröpfte Vorderachse / Dropped front axle	(110)	
18.510 FC, FLC, FRC, FLLC, FLLC/N, FLLW, FLLRC, FLLRW	09.00 -	Achsausführung / Axle Version:VOK-08	(17)	
		Achsausführung / Axle Version:VOK-09	(17)	
		Scheibenbremse / Disc Brake	(66)	
		Baumuster / Model:H02	(22)	
		gekröpfte Vorderachse / Dropped front axle	(110)	
18.510 FC, FLC, FRC, FLLC, FLLC/N, FLLW, FLLRC, FLLRW	09.00 -	Achsausführung / Axle Version:VOK-09	(17)	
		Achsausführung / Axle Version:VOK-08	(17)	
		Achsausführung / Axle Version:VOK-07	(17)	
		Scheibenbremse / Disc Brake	(66)	
		Baumuster / Model:H05	(22)	
		gekröpfte Vorderachse / Dropped front axle	(110)	
18.310 FLS, FLLS, FLLS/N, FLS-TS, FLRS, FLLRS	04.00 -	Achsausführung / Axle Version:VOK-07	(17)	
		Achsausführung / Axle Version:VOK-08	(17)	
		Achsausführung / Axle Version:VOK-09	(17)	
		Scheibenbremse / Disc Brake	(66)	
		Baumuster / Model:H01 H05 H09 H12	(22)	
		gekröpfte Vorderachse / Dropped front axle	(110)	
18.510 FLS, FLLS, FLLS/N, FLRS, FLLRS	04.00 -	Achsausführung / Axle Version:VOK-09	(17)	
18.530 FLS, FLLS, FLLS/N	09.02 -	Achsausführung / Axle Version:VOK-08	(17)	
		Achsausführung / Axle Version:VOK-07	(17)	
		Scheibenbremse / Disc Brake	(66)	
		Baumuster / Model:H05	(22)	
		gekröpfte Vorderachse / Dropped front axle	(110)	
18.510 FLS, FLLS, FLLS/N, FLRS, FLLRS	04.00 -	Achsausführung / Axle Version:VOK-09	(17)	
18.530 FLS, FLLS, FLLS/N	09.02 -	Scheibenbremse / Disc Brake	(66)	
		Baumuster / Model:H09	(22)	
		gekröpfte Vorderachse / Dropped front axle	(110)	
18.510 FLS, FLLS, FLLS/N, FLRS, FLLRS	04.00 -	Achsausführung / Axle Version:VOK-08	(17)	
18.530 FLS, FLLS, FLLS/N	09.02 -	Scheibenbremse / Disc Brake	(66)	
		Baumuster / Model:H12	(22)	
		gekröpfte Vorderachse / Dropped front axle	(110)	
18.310 FK, FLK, FK-L, FLRK	12.00 -	Achsausführung / Axle Version:VOK-08	(17)	
18.360 FK, FLK, FK-L, FLRK	12.00 -	Achsausführung / Axle Version:VOK-09	(17)	
18.410 FK, FK-L, FLK, FLRK	12.00 -	Scheibenbremse / Disc Brake	(66)	
18.460 FK, FK-L, FLK, FLRK	12.00 -	Baumuster / Model:H02	(22)	
18.480 FK, FLK, FK-L	09.02 -	gekröpfte Vorderachse / Dropped front axle	(110)	
18.310 FK, FLK, FK-L, FLRK	12.00 -	Achsausführung / Axle Version:VOK-09	(17)	
18.360 FK, FLK, FK-L, FLRK	12.00 -	Achsausführung / Axle Version:VOK-08	(17)	
18.410 FK, FK-L, FLK, FLRK	12.00 -	Achsausführung / Axle Version:VOK-07	(17)	
18.460 FK, FK-L, FLK, FLRK	12.00 -	Scheibenbremse / Disc Brake	(66)	
18.480 FK, FLK, FK-L	09.02 -	Baumuster / Model:H05	(22)	
		gekröpfte Vorderachse / Dropped front axle	(110)	
18.310, 18.320 FC, FLC, FLLC, FLLC/N, FLLW, FLLW/N	05.04 -	Achsausführung / Axle Version:VOK-08	(17)	
18.350, 18.360 FC, FLC, FLLC, FLLRC, FLLC/N, FLLW, FLLW/N	05.04 -	Scheibenbremse / Disc Brake	(66)	
18.390, 18.400 FC, FLC, FLLC, FLLC/N, FLLW, FLLW/N	05.04 -	Baumuster / Model:H10 H15	(22)	
18.430, 18.440 FC, FLC, FLLC, FLLW, FLLW/N, FLLRC, FLLRW	05.04 -	gekröpfte Vorderachse / Dropped front axle	(110)	
18.310, 18.320 FC, FLC, FLLC, FLLC/N, FLLW, FLLW/N	05.04 -	Achsausführung / Axle Version:VOK-08	(17)	
18.350, 18.360 FC, FLC, FLLC, FLLRC, FLLC/N, FLLW, FLLW/N	05.04 -	Achsausführung / Axle Version:VOK-09	(17)	
18.390, 18.400 FC, FLC, FLLC, FLLC/N, FLLW, FLLW/N	05.04 -	Achsausführung / Axle Version:VOK-07	(17)	
18.430, 18.440 FC, FLC, FLLC, FLLW, FLLW/N, FLLRC, FLLRW	05.04 -	Scheibenbremse / Disc Brake	(66)	
		Baumuster / Model:H06	(22)	
		gekröpfte Vorderachse / Dropped front axle	(110)	















MAN

TGA 4x2 03.00 -

 6	Spurstange / Rod Assembly Führungsstange / Guide Rod einseitig verstellbar / Adjustable on one side Länge [mm] / Length [mm]:1679 Konusmaß [mm] / Cone Size [mm]:30 Rohr-Ø [mm] / Pipe Ø [mm]:52 mit Zubehör / With accessories	(7) (35) (87) (53) (42) (64) (123)	25395 01 81.46711.6921 21440 01 21971 01	
	18.310, 18.320 FC, FLC, FLLC, FLLC/N, FLLW, FLLW/N 18.350, 18.360 FC, FLC, FLLC, FLLRC, FLLC/N, FLLW, FLLW/N 18.390, 18.400 FC, FLC, FLLC, FLLC/N, FLLW, FLLW/N 18.430, 18.440 FC, FLC, FLLC, FLLW, FLLW/N, FLLRC, FLLRW	05.04 - 05.04 - 05.04 - 05.04 -	Achsausführung / Axle Version:VOK-08 Achsausführung / Axle Version:VOK-09 Scheibenbremse / Disc Brake Baumuster / Model:H03 gekröpfte Vorderachse / Dropped front axle	(17) (17) (66) (22) (110)
18.310, 18.320 FLS, FLRS, FLLS, FLLRS 18.350 FLS, FLS/N, FLS/M, FLS-TS, FLLS, FLLS/N, FLLRS 18.390 FLS, FLS-TS, FLS/M, FLLS, FLLS/N, FLLS/M, FLLRS 18.430 FLS, FLS/M, FLS-TS, FLLS, FLLS/N, FLLRS, FLRS	05.04 - 05.04 - 05.04 - 05.04 -	Achsausführung / Axle Version:VOK-07 Achsausführung / Axle Version:VOK-08 Achsausführung / Axle Version:VOK-09 Scheibenbremse / Disc Brake Baumuster / Model:H06 H08 H10 H13 gekröpfte Vorderachse / Dropped front axle	(17) (17) (17) (66) (22) (110)	
18.310, 18.320 FK, FK-L, FLK, FLK/M 18.350, 18.360 FK, FK-L, FLK, FLK/M, 18.390, 18.400 FK, FK-L, FLK, FLK/M 18.430, 18.440 FK, FK-L, FLK, FLK/M 18.480 FC, FLC, FLLC, FLLRC, FLLW, FLRC 18.480 FK, FK-L, FLK	05.04 - 05.04 - 05.04 - 05.04 - 01.06 - 01.06 -	Achsausführung / Axle Version:VOK-08 Achsausführung / Axle Version:VOK-09 Achsausführung / Axle Version:VOK-07 Scheibenbremse / Disc Brake Baumuster / Model:H06 gekröpfte Vorderachse / Dropped front axle	(17) (17) (17) (66) (22) (110)	
18.310, 18.320 FK, FK-L, FLK, FLK/M 18.350, 18.360 FK, FK-L, FLK, FLK/M, 18.390, 18.400 FK, FK-L, FLK, FLK/M 18.430, 18.440 FK, FK-L, FLK, FLK/M 18.480 FC, FLC, FLLC, FLLRC, FLLW, FLRC 18.480 FK, FK-L, FLK	05.04 - 05.04 - 05.04 - 05.04 - 01.06 - 01.06 -	Achsausführung / Axle Version:VOK-08 Achsausführung / Axle Version:VOK-09 Scheibenbremse / Disc Brake Baumuster / Model:H03 gekröpfte Vorderachse / Dropped front axle	(17) (17) (66) (22) (110)	
19.360 FS, FRS, FLS, FLRS-WW 19.400 FS/M-WW, FRS/M-WW, FLS, FLRS 19.440 FRS, FS/M-WW, FLS, FLRS 19.480 FLS, FRS, FLRS-WW	05.04 - 05.04 - 02.06 - 02.06 -	Baumuster / Model:HW5 HW7 gekröpfte Vorderachse / Dropped front axle	(22) (110)	
19.350 FS, FRS, FLS, FLRS-WW 19.390 FS, FRS, FLS, FLRS-WW 19.430 FS/M-WW, FLS, FRS, FLRS	05.04 - 05.04 - 05.04 -	Baumuster / Model:HW7 gekröpfte Vorderachse / Dropped front axle	(22) (110)	










TGA		4x2	03.00 -		
 1	Lenkstange / Centre Rod Assembly Schubstange / Push Rod einseitig verstellbar / Adjustable on one side Länge [mm] / Length [mm]:993 Konusmaß [mm] / Cone Size [mm]:30 Rohr-Ø [mm] / Pipe Ø [mm]:52 mit Zubehör / With accessories			(4) (68) (87) (53) (42) (64) (123)	30592 01 81.46611.6198 21971 01  25353 01
	18.310 FC, FLC, FRC, FLLC, FLLC/N, FLLW, FLLRC, FLLRW 18.310 FK, FLK, FK-L, FLRK 18.360 FC, FLC, FRC, FLLC, FLLC/N, FLLW, FLLRW 18.360 FK, FLK, FK-L, FLRK 18.410 FC, FRC, FLC, FLRC, FLLC, FLLC/N, FLLW, FLLRC 18.410 FK, FK-L, FLK, FLRK 18.460 FC, FLC, FRC, FLLC, FLLC/N, FLLW, FLLRC, FLLRW 18.460 FK, FK-L, FLK, FLRK 18.480 FC, FLC, FLLC, FLLW, FLLRW, FLLRC 18.480 FK, FLK, FK-L 18.510 FC, FLC, FRC, FLLC, FLLC/N, FLLW, FLLRC, FLLRW 18.530 FC, FLC, FLLC, FLLC/N, FLLW, FLLRC, FLLRW	04.00 - 12.00 - 04.00 - 12.00 - 04.00 - 12.00 - 04.00 - 12.00 - 09.02 - 09.02 - 09.00 - 09.02 -	 Lenkstockhebel zur 1. VA / Pitman Arm to 1st FA für Lenkgetriebe-ID / For steering gear ID:ZF 8098 Baumuster / Model:H02 H05	(48) (101) (22)	
	18.360 FLS, FLLS, FLLS/N, FLS-TS, FLRS, FLLRS 18.410 FLS, FLLS, FLLS/N, FLS-TS, FLRS, FLLRS 18.460 FLS, FLLS, FLLS/N, FLS-TS, FLRS, FLLRS 18.480 FLS, FLLS, FLLS/N, FLS-TS, FLRS-WW	04.00 - 04.00 - 04.00 - 09.02 -	 Lenkstockhebel zur 1. VA / Pitman Arm to 1st FA für Lenkgetriebe-ID / For steering gear ID:ZF 8098 Baumuster / Model:H01 H05 H61	(48) (101) (22)	
	18.310 FLS, FLLS, FLLS/N, FLS-TS, FLRS, FLLRS	04.00 -	 Lenkstockhebel zur 1. VA / Pitman Arm to 1st FA für Lenkgetriebe-ID / For steering gear ID:ZF 8098 Baumuster / Model:H01 H05	(48) (101) (22)	
	18.510 FLS, FLLS, FLLS/N, FLRS, FLLRS	04.00 -	 Lenkstockhebel zur 1. VA / Pitman Arm to 1st FA für Lenkgetriebe-ID / For steering gear ID:ZF 8098 Baumuster / Model:H05	(48) (101) (22)	
	18.310, 18.320 FC, FLC, FLLC, FLLC/N, FLLW, FLLW/N 18.350, 18.360 FC, FLC, FLLC, FLLRC, FLLC/N, FLLW, FLLW/N 18.350, 18.360 FK, FK-L, FLK, FLK/M, 18.390, 18.400 FC, FLC, FLLC, FLLC/N, FLLW, FLLW/N 18.390, 18.400 FK, FK-L, FLK, FLK/M 18.430, 18.440 FC, FLC, FLLC, FLLW, FLLW/N, FLLRC, FLLRW 18.430, 18.440 FK, FK-L, FLK, FLK/M 18.480 FC, FLC, FLLC, FLLRC, FLLW, FLRC 18.480 FK, FK-L, FLK	05.04 - 05.04 - 05.04 - 05.04 - 05.04 - 05.04 - 05.04 - 01.06 - 01.06 -	 Lenkstockhebel zur 1. VA / Pitman Arm to 1st FA Baumuster / Model:H03 H06	(48) (22)	
	18.310, 18.320 FLS, FLRS, FLLS, FLLRS	05.04 -	 Lenkstockhebel zur 1. VA / Pitman Arm to 1st FA Baumuster / Model:H06	(48) (22)	
	18.350 FLS, FLS/N, FLS/M, FLS-TS, FLLS, FLLS/N, FLLRS 18.390 FLS, FLS-TS, FLS/M, FLLS, FLLS/N, FLLS/M, FLLRS 18.430 FLS, FLS/M, FLS-TS, FLLS, FLLS/N, FLLRS, FLRS 18.360 FLS, FLLS, FLRS, FLLRS 18.400 FLS, FLLS, FLRS, FLLRS	05.04 - 05.04 - 05.04 - 01.06 - 10.05 -	 Lenkstockhebel zur 1. VA / Pitman Arm to 1st FA Baumuster / Model:H65 H06	(48) (22)	
	18.310, 18.320 FK, FK-L, FLK, FLK/M	05.04 -	 Lenkstockhebel zur 1. VA / Pitman Arm to 1st FA Baumuster / Model:H06 H02 H03	(48) (22)	
	19.360 FS/M-WW, FRS/M-WW 19.410 FS/M-WW, FRS/M-WW 19.460 FS/M-WW, FRS/M-WW 19.480 FS/M-WW, FRS/M-WW 19.480 FLS, FRS, FLRS-WW	05.04 - 05.04 - 05.04 - 05.04 - 02.06 -	 Lenkstockhebel zur 1. VA / Pitman Arm to 1st FA Baumuster / Model:H60 H43	(48) (22)	
			 Lenkstockhebel zur 1. VA / Pitman Arm to 1st FA Baumuster / Model:HW7 HW5 HW1	(48) (22)	











MAN

TGA 4x2 03.00 -

 1	Lenkstange / Centre Rod Assembly Schubstange / Push Rod einseitig verstellbar / Adjustable on one side Länge [mm] / Length [mm]:993 Konusmaß [mm] / Cone Size [mm]:30 Rohr-Ø [mm] / Pipe Ø [mm]:52 mit Zubehör / With accessories	(4) (68) (87) (53) (42) (64) (123)	30592 01 81.46611.6198 21971 01  25353 01 	
	19.480 FS/M, FRS/M-WW	02.06 -	 Lenkstockhebel zur 1. VA / Pitman Arm to 1st FA Baumuster / Model:H64 HW1	(48) (22)
	19.350 FS, FRS, FLS, FLRS-WW 19.390 FS, FRS, FLS, FLRS-WW 19.430 FS/M-WW, FLS, FRS, FLRS	05.04 - 05.04 - 05.04 -	 Lenkstockhebel zur 1. VA / Pitman Arm to 1st FA Baumuster / Model:H64 HW1 HW7	(48) (22)
	19.360 FS, FRS, FLS, FLRS-WW 19.400 FS/M-WW, FRS/M-WW, FLS, FLRS 19.440 FRS, FS/M-WW, FLS, FLRS	05.04 - 05.04 - 02.06 -	 Lenkstockhebel zur 1. VA / Pitman Arm to 1st FA Baumuster / Model:H64 HW1 HW7 HW5	(48) (22)
	18.440 FLS, FLLS, FLRS, FLLRS 18.480 FLS, FLLS, FLRS, FLLRS 18.540 FLC, FLRC, FLLC, FLLRC, FLLW	09.05 - 01.06 - 08.06 -	 Lenkstockhebel zur 1. VA / Pitman Arm to 1st FA Baumuster / Model:H65	(48) (22)





TGA		4x2	03.00 -		
 1	Lenkstange / Centre Rod Assembly Schubstange / Push Rod einseitig verstellbar / Adjustable on one side Länge [mm] / Length [mm]:967 Konusmaß [mm] / Cone Size [mm]:30 Rohr-Ø [mm] / Pipe Ø [mm]:52 mit Zubehör / With accessories		(4) (68) (87) (53) (42) (64) (123)	30593 01 81.46611.6200 ▲ 25353 01 21971 01	
	18.310 FC, FLC, FRC, FLLC, FLLC/N, FLLW, FLLRC, FLLRW 18.360 FC, FLC, FRC, FLLC, FLLC/N, FLLW, FLLRW 18.410 FC, FRC, FLC, FLRC, FLLC, FLLC/N, FLLW, FLLRC 18.460 FC, FLC, FRC, FLLC, FLLC/N, FLLW, FLLRC, FLLRW 18.480 FC, FLC, FLLC, FLLW, FLLRW, FLLRC 18.510 FC, FLC, FRC, FLLC, FLLC/N, FLLW, FLLRC, FLLRW 18.530 FC, FLC, FLLC, FLLC/N, FLLW, FLLRC, FLLRW	04.00 - 04.00 - 04.00 - 04.00 - 09.02 - 09.00 - 09.02 -		Lenkstockhebel zur 1. VA / Pitman Arm to 1st FA Baumuster / Model:H09 H14	(48) (22)
	18.310 FLS, FLLS, FLLS/N, FLS-TS, FLRS, FLLRS 18.360 FLS, FLLS, FLLS/N, FLS-TS, FLRS, FLLRS 18.410 FLS, FLLS, FLLS/N, FLS-TS, FLRS, FLLRS 18.460 FLS, FLLS, FLLS/N, FLS-TS, FLRS, FLLRS 18.480 FLS, FLLS, FLLS/N, FLS-TS, FLRS-WW 18.510 FLS, FLLS, FLLS/N, FLRS, FLLRS 18.530 FLS, FLLS, FLLS/N	04.00 - 04.00 - 04.00 - 04.00 - 09.02 - 04.00 - 09.02 -		Lenkstockhebel zur 1. VA / Pitman Arm to 1st FA Baumuster / Model:H09 H12	(48) (22)
	18.310, 18.320 FC, FLC, FLLC, FLLC/N, FLLW, FLLW/N 18.350, 18.360 FC, FLC, FLLC, FLLRC, FLLC/N, FLLW, FLLW/N 18.390, 18.400 FC, FLC, FLLC, FLLC/N, FLLW, FLLW/N 18.430, 18.440 FC, FLC, FLLC, FLLW, FLLW/N, FLLRC, FLLRW 18.480 FC, FLC, FLLC, FLLRC, FLLW, FLRC	05.04 - 05.04 - 05.04 - 05.04 - 01.06 -		Lenkstockhebel zur 1. VA / Pitman Arm to 1st FA Baumuster / Model:H10 H15	(48) (22)
	18.310, 18.320 FLS, FLRS, FLLS, FLLRS 18.350 FLS, FLS/N, FLS/M, FLS-TS, FLLS, FLLS/N, FLLRS 18.390 FLS, FLS-TS, FLS/M, FLLS, FLLS/N, FLLS/M, FLLRS 18.430 FLS, FLS/M, FLS-TS, FLLS, FLLS/N, FLLRS, FLRS 18.360 FLS, FLLS, FLRS, FLLRS 18.400 FLS, FLLS, FLRS, FLLRS 18.440 FLS, FLLS, FLRS, FLLRS	05.04 - 05.04 - 05.04 - 05.04 - 01.06 - 10.05 - 09.05 -		Lenkstockhebel zur 1. VA / Pitman Arm to 1st FA nicht für Lenkgetriebe-ID / Not for steering gear ID:RBL C-500V Baumuster / Model:H08	(48) (133) (22)
	18.310, 18.320 FLS, FLRS, FLLS, FLLRS 18.350 FLS, FLS/N, FLS/M, FLS-TS, FLLS, FLLS/N, FLLRS 18.390 FLS, FLS-TS, FLS/M, FLLS, FLLS/N, FLLS/M, FLLRS 18.430 FLS, FLS/M, FLS-TS, FLLS, FLLS/N, FLLRS, FLRS 18.360 FLS, FLLS, FLRS, FLLRS 18.400 FLS, FLLS, FLRS, FLLRS 18.440 FLS, FLLS, FLRS, FLLRS	05.04 - 05.04 - 05.04 - 05.04 - 01.06 - 10.05 - 09.05 -		Lenkstockhebel zur 1. VA / Pitman Arm to 1st FA Baumuster / Model:H10 H13	(48) (22)
	18.480 FLS, FLLS, FLRS, FLLRS	01.06 -		Lenkstockhebel zur 1. VA / Pitman Arm to 1st FA nicht für Lenkgetriebe-ID / Not for steering gear ID:RBL C-500V Baumuster / Model:H08	(48) (133) (22)



MAN

TGA 4x2 03.00 -

 1	Lenkstange / Centre Rod Assembly Schubstange / Push Rod einseitig verstellbar / Adjustable on one side Länge [mm] / Length [mm]:960 Konusmaß [mm] / Cone Size [mm]:30 Rohr-Ø [mm] / Pipe Ø [mm]:50 mit Zubehör / With accessories	(4) (68) (87) (53) (42) (64) (123)	34590 01 81.46611.6204 25353 01 21971 01	
	18.310 FC, FLC, FRC, FLLC, FLLC/N, FLLW, FLLRC, FLLRW 04.00 - 18.310 FK, FLK, FK-L, FLRK 12.00 - 18.360 FC, FLC, FRC, FLLC, FLLC/N, FLLW, FLLRW 04.00 - 18.360 FK, FLK, FK-L, FLRK 12.00 - 18.410 FC, FRC, FLC, FLRC, FLLC, FLLC/N, FLLW, FLLRC 04.00 - 18.410 FK, FK-L, FLK, FLRK 12.00 - 18.460 FC, FLC, FRC, FLLC, FLLC/N, FLLW, FLLRC, FLLRW 04.00 - 18.460 FK, FK-L, FLK, FLRK 12.00 - 18.480 FC, FLC, FLLC, FLLW, FLLRW, FLLRC 09.02 - 18.480 FK, FLK, FK-L 09.02 - 18.510 FC, FLC, FRC, FLLC, FLLC/N, FLLW, FLLRC, FLLRW 09.00 - 18.510 FLS, FLLS, FLLS/N, FLRS, FLLRS 04.00 - 18.530 FC, FLC, FLLC, FLLC/N, FLLW, FLLRC, FLLRW 09.02 - 18.530 FLS, FLLS, FLLS/N 09.02 -	LHD Lenkstockhebel zur 1. VA / Pitman Arm to 1st FA für Lenkgetriebe-ID / For steering gear ID:RBL Fahrerhaus-ID / Driver Cab ID:F99L10-37 Baumuster / Model:H05 gekrüpfte Vorderachse / Dropped front axle	(48) (101) (33) (22) (110)	
	18.310 FLS, FLLS, FLLS/N, FLS-TS, FLRS, FLLRS 04.00 - 18.360 FLS, FLLS, FLLS/N, FLS-TS, FLRS, FLLRS 04.00 - 18.410 FLS, FLLS, FLLS/N, FLS-TS, FLRS, FLLRS 04.00 - 18.460 FLS, FLLS, FLLS/N, FLS-TS, FLRS, FLLRS 04.00 - 18.480 FLS, FLLS, FLLS/N, FLS-TS, FLRS-WW 09.02 -	LHD Lenkstockhebel zur 1. VA / Pitman Arm to 1st FA für Lenkgetriebe-ID / For steering gear ID:RBL Fahrerhaus-ID / Driver Cab ID:F99L10-37 Baumuster / Model:H01 H05 gekrüpfte Vorderachse / Dropped front axle	(48) (101) (33) (22) (110)	
	18.310, 18.320 FLS, FLRS, FLLS, FLLRS 05.04 - 18.350 FLS, FLS/N, FLS/M, FLS-TS, FLLS, FLLS/N, FLLRS 05.04 - 18.390 FLS, FLS-TS, FLS/M, FLLS, FLLS/N, FLLS/M, FLLRS 05.04 - 18.430 FLS, FLS/M, FLS-TS, FLLS, FLLS/N, FLLRS, FLRS 05.04 - 18.360 FLS, FLLS, FLRS, FLLRS 01.06 - 18.400 FLS, FLLS, FLRS, FLLRS 10.05 - 18.440 FLS, FLLS, FLRS, FLLRS 09.05 - 18.480 FLS, FLLS, FLRS, FLLRS 01.06 -	LHD Lenkstockhebel zur 1. VA / Pitman Arm to 1st FA für Lenkgetriebe-ID / For steering gear ID:RBL Fahrerhaus-ID / Driver Cab ID:F99L10-37 Baumuster / Model:H08 gekrüpfte Vorderachse / Dropped front axle	(48) (101) (33) (22) (110)	

Pos







Ref.



MAN



TGA 4x2 03.00 -

<p> 10</p>	<p>Lenker, Radaufhängung / Track Control Arm Längslenker / Trailing Arm nicht verstellbar / Not adjustable Länge [mm] / Length [mm]:596 Rohr-Ø [mm] / Pipe Ø [mm]:48 Bohrung-Ø 1 / Bohrung-Ø 2 [mm] / Bore Ø 1 / Bore Ø 2 [mm]:19/19 Lochabstand 1/Lochabstand 2 / Hole Pitch 1/ Hole Pitch 2:130/130 Molekularlager / Molecular Bearing</p>	<p>(3) (54) (136) (53) (64) (24) (50) (57)</p>	<p>25041 01 81.43220.6196 © 30610 01</p> 
	<p>18.310 FC, FLC, FRC, FLLC, FLLC/N, FLLW, FLLRC, FLLRW 04.00 - 18.310 FK, FLK, FK-L, FLRK 12.00 - 18.310 FLS, FLLS, FLLS/N, FLS-TS, FLRS, FLLRS 04.00 - 18.360 FC, FLC, FRC, FLLC, FLLC/N, FLLW, FLLRW 04.00 - 18.360 FK, FLK, FK-L, FLRK 12.00 - 18.360 FLS, FLLS, FLLS/N, FLS-TS, FLRS, FLLRS 04.00 - 18.410 FC, FRC, FLC, FLRC, FLLC, FLLC/N, FLLW, FLLRC 04.00 - 18.410 FK, FK-L, FLK, FLRK 12.00 - 18.410 FLS, FLLS, FLLS/N, FLS-TS, FLRS, FLLRS 04.00 - 18.460 FC, FLC, FRC, FLLC, FLLC/N, FLLW, FLLRC, FLLRW 04.00 - 18.460 FK, FK-L, FLK, FLRK 12.00 - 18.460 FLS, FLLS, FLLS/N, FLS-TS, FLRS, FLLRS 04.00 - 18.480 FC, FLC, FLLC, FLLW, FLLRW, FLLRC 09.02 - 18.480 FK, FLK, FK-L 09.02 - 18.480 FLS, FLLS, FLLS/N, FLS-TS, FLRS-WW 09.02 - 18.510 FC, FLC, FRC, FLLC, FLLC/N, FLLW, FLLRC, FLLRW 09.02 - 18.510 FLS, FLLS, FLLS/N, FLRS, FLLRS 04.00 - 18.530 FC, FLC, FLLC, FLLC/N, FLLW, FLLRC, FLLRW 09.02 - 18.530 FLS, FLLS, FLLS/N 09.02 -</p>		<p> Antriebsachse / Drive Shaft (19) Achsausführung / Axle Version:HP-1352 (17) Achslast [t] / Axle Load [t]:13 (18) Baumuster / Model:H05 (22)</p>
	<p>18.310, 18.320 FC, FLC, FLLC, FLLC/N, FLLW, FLLW/N 05.04 - 18.310, 18.320 FLS, FLRS, FLLS, FLLRS 05.04 - 18.310, 18.320 FK, FK-L, FLK, FLK/M 05.04 - 18.350, 18.360 FC, FLC, FLLC, FLLRC, FLLC/N, FLLW, FLLW/N 05.04 - 18.350, 18.360 FK, FK-L, FLK, FLK/M, 05.04 - 18.350 FLS, FLS/N, FLS/M, FLS-TS, FLLS, FLLS/N, FLLRS 05.04 - 18.390, 18.400 FC, FLC, FLLC, FLLC/N, FLLW, FLLW/N 05.04 - 18.390, 18.400 FK, FK-L, FLK, FLK/M 05.04 - 18.390 FLS, FLS-TS, FLS/M, FLLS, FLLS/N, FLLS/M, FLLRS 05.04 - 18.430, 18.440 FC, FLC, FLLC, FLLW, FLLW/N, FLLRC, FLLRW 05.04 - 18.430, 18.440 FK, FK-L, FLK, FLK/M 05.04 - 18.430 FLS, FLS/M, FLS-TS, FLLS, FLLS/N, FLLRS, FLRS 05.04 -</p>		<p> Antriebsachse / Drive Shaft (19) Achsausführung / Axle Version:HP-1352 (17) Achslast [t] / Axle Load [t]:13 (18) Baumuster / Model:H06 (22)</p>











MAN

TGA 4x2 03.00 -

 10	Lenker, Radaufhängung / Track Control Arm		(3)	25209 02 81.43220.6229 © 23211 01	
	Längslenker / Trailing Arm nicht verstellbar / Not adjustable Länge [mm] / Length [mm]:572 Lochabstand 1/Lochabstand 2 / Hole Pitch 1/ Hole Pitch 2:130/130 Bohrung-Ø 1 / Bohrung-Ø 2 [mm] / Bore Ø 1 / Bore Ø 2 [mm]:19/19 Rohr-Ø [mm] / Pipe Ø [mm]:48 Molekularlager / Molecular Bearing		(54) (136) (53) (50) (24) (64) (57)		
	18.310 FC, FLC, FRC, FLLC, FLLC/N, FLLW, FLLRC, FLLRW	04.00 -	≡	Antriebsachse / Drive Shaft Achslast [t] / Axle Load [t]:11,5 Baumuster / Model:H14	(19) (18) (22)
	18.360 FC, FLC, FRC, FLLC, FLLC/N, FLLW, FLLRW	04.00 -	≡	Antriebsachse / Drive Shaft Achslast [t] / Axle Load [t]:13 Baumuster / Model:H05 H09	(19) (18) (22)
	18.410 FC, FRC, FLC, FLRC, FLLC, FLLC/N, FLLW, FLLRC	04.00 -	≡	Antriebsachse / Drive Shaft Achslast [t] / Axle Load [t]:11,5 Baumuster / Model:H12	(19) (18) (22)
	18.460 FC, FLC, FRC, FLLC, FLLC/N, FLLW, FLLRC, FLLRW	04.00 -	≡	Antriebsachse / Drive Shaft Achslast [t] / Axle Load [t]:13 Baumuster / Model:H01 H05 H09 H61	(19) (18) (22)
	18.480 FC, FLC, FLLC, FLLW, FLLRW, FLLRC	09.02 -	≡	Antriebsachse / Drive Shaft Achslast [t] / Axle Load [t]:13 Baumuster / Model:H05 H09	(19) (18) (22)
	18.530 FC, FLC, FLLC, FLLC/N, FLLW, FLLRC, FLLRW	09.02 -	≡	Antriebsachse / Drive Shaft Achslast [t] / Axle Load [t]:11,5 Baumuster / Model:H12	(19) (18) (22)
	18.310 FLS, FLLS, FLLS/N, FLS-TS, FLRS, FLLRS	04.00 -	≡	Antriebsachse / Drive Shaft Achslast [t] / Axle Load [t]:13 Baumuster / Model:H05 H09	(19) (18) (22)
	18.360 FLS, FLLS, FLLS/N, FLS-TS, FLRS, FLLRS	04.00 -	≡	Antriebsachse / Drive Shaft Achslast [t] / Axle Load [t]:13 Baumuster / Model:H01 H05 H09	(19) (18) (22)
	18.410 FLS, FLLS, FLLS/N, FLS-TS, FLRS, FLLRS	04.00 -	≡	Antriebsachse / Drive Shaft Achslast [t] / Axle Load [t]:11,5 Baumuster / Model:H12	(19) (18) (22)
	18.460 FLS, FLLS, FLLS/N, FLS-TS, FLRS, FLLRS	04.00 -	≡	Antriebsachse / Drive Shaft Achslast [t] / Axle Load [t]:13 Baumuster / Model:H05 H09	(19) (18) (22)
	18.480 FLS, FLLS, FLLS/N, FLS-TS, FLRS, FLLRS	09.02 -	≡	Antriebsachse / Drive Shaft Achslast [t] / Axle Load [t]:11,5 Baumuster / Model:H12	(19) (18) (22)
	18.510 FC, FLC, FRC, FLLC, FLLC/N, FLLW, FLLRC, FLLRW	09.00 -	≡	Antriebsachse / Drive Shaft Achslast [t] / Axle Load [t]:13 Baumuster / Model:H05 H09	(19) (18) (22)
	18.310 FLS, FLLS, FLLS/N, FLS-TS, FLRS, FLLRS	04.00 -	≡	Antriebsachse / Drive Shaft Achslast [t] / Axle Load [t]:13 Baumuster / Model:H01 H05 H09	(19) (18) (22)
	18.310 FLS, FLLS, FLLS/N, FLS-TS, FLRS, FLLRS	04.00 -	≡	Antriebsachse / Drive Shaft Achslast [t] / Axle Load [t]:11,5 Baumuster / Model:H12	(19) (18) (22)
	18.510 FLS, FLLS, FLLS/N, FLRS, FLLRS	04.00 -	≡	Antriebsachse / Drive Shaft Achslast [t] / Axle Load [t]:11,5 Baumuster / Model:H12	(19) (18) (22)
	18.530 FLS, FLLS, FLLS/N	09.02 -	≡	Antriebsachse / Drive Shaft Achslast [t] / Axle Load [t]:11,5 Baumuster / Model:H12	(19) (18) (22)
	18.510 FLS, FLLS, FLLS/N, FLRS, FLLRS	04.00 -	≡	Antriebsachse / Drive Shaft Achslast [t] / Axle Load [t]:13 Baumuster / Model:H05 H09	(19) (18) (22)
	18.530 FLS, FLLS, FLLS/N	09.02 -	≡	Antriebsachse / Drive Shaft Achslast [t] / Axle Load [t]:13 Baumuster / Model:H05 H09	(19) (18) (22)
	18.310 FK, FLK, FK-L, FLRK	12.00 -	≡	Antriebsachse / Drive Shaft Achslast [t] / Axle Load [t]:13 Baumuster / Model:H05	(19) (18) (22)
	18.410 FK, FK-L, FLK, FLRK	12.00 -	≡	Antriebsachse / Drive Shaft Achslast [t] / Axle Load [t]:13 Baumuster / Model:H05	(19) (18) (22)
	18.460 FK, FK-L, FLK, FLRK	12.00 -	≡	Antriebsachse / Drive Shaft Achslast [t] / Axle Load [t]:13 Baumuster / Model:H05	(19) (18) (22)
	18.480 FK, FLK, FK-L	09.02 -	≡	Antriebsachse / Drive Shaft Achslast [t] / Axle Load [t]:13 Baumuster / Model:H05	(19) (18) (22)
	18.310, 18.320 FC, FLC, FLLC, FLLC/N, FLLW, FLLW/N	05.04 -	≡	Antriebsachse / Drive Shaft Achslast [t] / Axle Load [t]:11,5 Baumuster / Model:H15	(19) (18) (22)
	18.350, 18.360 FC, FLC, FLLC, FLLRC, FLLC/N, FLLW, FLLW/N	05.04 -	≡	Antriebsachse / Drive Shaft Achslast [t] / Axle Load [t]:11,5 Baumuster / Model:H15	(19) (18) (22)
	18.390, 18.400 FC, FLC, FLLC, FLLC/N, FLLW, FLLW/N	05.04 -	≡	Antriebsachse / Drive Shaft Achslast [t] / Axle Load [t]:11,5 Baumuster / Model:H15	(19) (18) (22)
	18.430, 18.440 FC, FLC, FLLC, FLLW, FLLW/N, FLLRC, FLLRW	05.04 -	≡	Antriebsachse / Drive Shaft Achslast [t] / Axle Load [t]:11,5 Baumuster / Model:H15	(19) (18) (22)














TGA		4x2	03.00 -		
 10	Lenker, Radaufhängung / Track Control Arm Längslenker / Trailing Arm nicht verstellbar / Not adjustable Länge [mm] / Length [mm]:572 Lochabstand 1/Lochabstand 2 / Hole Pitch 1/ Hole Pitch 2:130/130 Bohrung-Ø 1 / Bohrung-Ø 2 [mm] / Bore Ø 1 / Bore Ø 2 [mm]:19/19 Rohr-Ø [mm] / Pipe Ø [mm]:48 Molekularlager / Molecular Bearing		(3) (54) (136) (53) (50) (24) (64) (57)	25209 02 81.43220.6229 © 23211 01	
	18.310, 18.320 FC, FLC, FLLC, FLLC/N, FLLW, FLLW/N 18.350, 18.360 FC, FLC, FLLC, FLLRC, FLLC/N, FLLW, FLLW/N 18.390, 18.400 FC, FLC, FLLC, FLLC/N, FLLW, FLLW/N 18.430, 18.440 FC, FLC, FLLC, FLLW, FLLW/N, FLLRC, FLLRW	05.04 - 05.04 - 05.04 - 05.04 -	 Antriebsachse / Drive Shaft Achslast [t] / Axle Load [t]:13 Baumuster / Model:H06 H10	(19) (18) (22)	
	18.310, 18.320 FLS, FLRS, FLLS, FLLRS 18.350 FLS, FLS/N, FLS/M, FLS-TS, FLLS, FLLS/N, FLLRS 18.390 FLS, FLS-TS, FLS/M, FLLS, FLLS/N, FLLS/M, FLLRS 18.430 FLS, FLS/M, FLS-TS, FLLS, FLLS/N, FLLRS, FLRS	05.04 - 05.04 - 05.04 - 05.04 -	 Antriebsachse / Drive Shaft Achslast [t] / Axle Load [t]:13 Baumuster / Model:H06 H08	(19) (18) (22)	
	18.310, 18.320 FLS, FLRS, FLLS, FLLRS 18.350 FLS, FLS/N, FLS/M, FLS-TS, FLLS, FLLS/N, FLLRS 18.390 FLS, FLS-TS, FLS/M, FLLS, FLLS/N, FLLS/M, FLLRS 18.430 FLS, FLS/M, FLS-TS, FLLS, FLLS/N, FLLRS, FLRS	05.04 - 05.04 - 05.04 - 05.04 -	 Antriebsachse / Drive Shaft Achslast [t] / Axle Load [t]:11,5 Baumuster / Model:H13	(19) (18) (22)	
	18.310, 18.320 FK, FK-L, FLK, FLK/M 18.350, 18.360 FK, FK-L, FLK, FLK/M, 18.390, 18.400 FK, FK-L, FLK, FLK/M 18.430, 18.440 FK, FK-L, FLK, FLK/M	05.04 - 05.04 - 05.04 - 05.04 -	 Antriebsachse / Drive Shaft Achslast [t] / Axle Load [t]:13 Baumuster / Model:H06	(19) (18) (22)	
	19.360 FS, FRS, FLS, FLRS-WW 19.400 FS/M-WW, FRS/M-WW, FLS, FLRS 19.440 FRS, FS/M-WW, FLS, FLRS 19.480 FLS, FRS, FLRS-WW	05.04 - 05.04 - 02.06 - 02.06 -	 Antriebsachse / Drive Shaft Baumuster / Model:HW5 HW7	(19) (22)	
	19.350 FS, FRS, FLS, FLRS-WW 19.390 FS, FRS, FLS, FLRS-WW 19.430 FS/M-WW, FLS, FRS, FLRS	05.04 - 05.04 - 05.04 -	 Antriebsachse / Drive Shaft Baumuster / Model:HW7	(19) (22)	








MAN

TGA 4x2 03.00 -

 8	Lenker, Radaufhängung / Track Control Arm Dreieckslenker / A-Frame Dreieckslenker (NKW) / A-Frame (CV) Länge [mm] / Length [mm]:627 Lochabstand 1/Lochabstand 2 / Hole Pitch 1/ Hole Pitch 2:130/130 Bohrung-Ø 1 / Bohrung-Ø 2 [mm] / Bore Ø 1 / Bore Ø 2 [mm]:23/23 Rohr-Ø [mm] / Pipe Ø [mm]:48	(3) (31) (32) (53) (50) (24) (64)	25210 01 81.43270.6096 © 30588 01 © 31139 01	
	18.310 FC, FLC, FRC, FLLC, FLLC/N, FLLW, FLLRC, FLLRW 04.00 - 18.360 FC, FLC, FRC, FLLC, FLLC/N, FLLW, FLLRW 04.00 - 18.410 FC, FRC, FLC, FLRC, FLLC, FLLC/N, FLLW, FLLRC 04.00 - 18.460 FC, FLC, FRC, FLLC, FLLC/N, FLLW, FLLRC, FLLRW 04.00 - 18.480 FC, FLC, FLLC, FLLW, FLLRW, FLLRC 09.02 - 18.530 FC, FLC, FLLC, FLLC/N, FLLW, FLLRC, FLLRW 09.02 -		Antriebsachse / Drive Shaft nicht für / Not for:FN200 Baumuster / Model:H05 H09	(19) (128) (22)
	18.310 FC, FLC, FRC, FLLC, FLLC/N, FLLW, FLLRC, FLLRW 04.00 - 18.360 FC, FLC, FRC, FLLC, FLLC/N, FLLW, FLLRW 04.00 - 18.410 FC, FRC, FLC, FLRC, FLLC, FLLC/N, FLLW, FLLRC 04.00 - 18.460 FC, FLC, FRC, FLLC, FLLC/N, FLLW, FLLRC, FLLRW 04.00 - 18.480 FC, FLC, FLLC, FLLW, FLLRW, FLLRC 09.02 - 18.530 FC, FLC, FLLC, FLLC/N, FLLW, FLLRC, FLLRW 09.02 -		Antriebsachse / Drive Shaft Achslast [t] / Axle Load [t]:11,5 Baumuster / Model:H14	(19) (18) (22)
	18.360 FLS, FLLS, FLLS/N, FLS-TS, FLRS, FLLRS 04.00 - 18.410 FLS, FLLS, FLLS/N, FLS-TS, FLRS, FLLRS 04.00 - 18.460 FLS, FLLS, FLLS/N, FLS-TS, FLRS, FLLRS 04.00 - 18.480 FLS, FLLS, FLLS/N, FLS-TS, FLRS-WW 09.02 -		Antriebsachse / Drive Shaft Achslast [t] / Axle Load [t]:13 Baumuster / Model:H61	(19) (18) (22)
	18.360 FLS, FLLS, FLLS/N, FLS-TS, FLRS, FLLRS 04.00 - 18.410 FLS, FLLS, FLLS/N, FLS-TS, FLRS, FLLRS 04.00 - 18.460 FLS, FLLS, FLLS/N, FLS-TS, FLRS, FLLRS 04.00 - 18.480 FLS, FLLS, FLLS/N, FLS-TS, FLRS-WW 09.02 -		Antriebsachse / Drive Shaft nicht für / Not for:FN200 Baumuster / Model:H05 H09	(19) (128) (22)
	18.310 FLS, FLLS, FLLS/N, FLS-TS, FLRS, FLLRS 04.00 - 18.510 FC, FLC, FRC, FLLC, FLLC/N, FLLW, FLLRC, FLLRW 09.00 - 18.510 FLS, FLLS, FLLS/N, FLRS, FLLRS 04.00 - 18.530 FLS, FLLS, FLLS/N 09.02 -		Antriebsachse / Drive Shaft nicht für / Not for:FN200 Baumuster / Model:H05 H09	(19) (128) (22)
	18.310 FK, FLK, FK-L, FLRK 12.00 - 18.410 FK, FK-L, FLK, FLRK 12.00 - 18.460 FK, FK-L, FLK, FLRK 12.00 - 18.480 FK, FLK, FK-L 09.02 -		Antriebsachse / Drive Shaft nicht für / Not for:FN200 Baumuster / Model:H05	(19) (128) (22)
	18.310, 18.320 FC, FLC, FLLC, FLLC/N, FLLW, FLLW/N 05.04 - 18.350, 18.360 FC, FLC, FLLC, FLLRC, FLLC/N, FLLW, FLLW/N 05.04 - 18.390, 18.400 FC, FLC, FLLC, FLLC/N, FLLW, FLLW/N 05.04 - 18.430, 18.440 FC, FLC, FLLC, FLLW, FLLW/N, FLLRC, FLLRW 05.04 -		Antriebsachse / Drive Shaft Achslast [t] / Axle Load [t]:13 nicht für / Not for:FN200 Baumuster / Model:H06	(19) (18) (128) (22)
	18.310, 18.320 FC, FLC, FLLC, FLLC/N, FLLW, FLLW/N 05.04 - 18.350, 18.360 FC, FLC, FLLC, FLLRC, FLLC/N, FLLW, FLLW/N 05.04 - 18.390, 18.400 FC, FLC, FLLC, FLLC/N, FLLW, FLLW/N 05.04 - 18.430, 18.440 FC, FLC, FLLC, FLLW, FLLW/N, FLLRC, FLLRW 05.04 -		Antriebsachse / Drive Shaft Achslast [t] / Axle Load [t]:13 Baumuster / Model:H10	(19) (18) (22)
	18.310, 18.320 FC, FLC, FLLC, FLLC/N, FLLW, FLLW/N 05.04 - 18.350, 18.360 FC, FLC, FLLC, FLLRC, FLLC/N, FLLW, FLLW/N 05.04 - 18.390, 18.400 FC, FLC, FLLC, FLLC/N, FLLW, FLLW/N 05.04 - 18.430, 18.440 FC, FLC, FLLC, FLLW, FLLW/N, FLLRC, FLLRW 05.04 -		Antriebsachse / Drive Shaft Achslast [t] / Axle Load [t]:11,5 Baumuster / Model:H15	(19) (18) (22)








TGA		4x2	03.00 -		
 8	Lenker, Radaufhängung / Track Control Arm Dreieckslenker / A-Frame Dreieckslenker (NKW) / A-Frame (CV) Länge [mm] / Length [mm]:627 Lochabstand 1/Lochabstand 2 / Hole Pitch 1/ Hole Pitch 2:130/130 Bohrung-Ø 1 / Bohrung-Ø 2 [mm] / Bore Ø 1 / Bore Ø 2 [mm]:23/23 Rohr-Ø [mm] / Pipe Ø [mm]:48		(3) (31) (32) (53) (50) (24) (64)	25210 01 81.43270.6096 © 30588 01 © 31139 01	
	18.310, 18.320 FLS, FLRS, FLLS, FLLRS 05.04 - 18.350 FLS, FLS/N, FLS/M, FLS-TS, FLLS, FLLS/N, FLLRS 05.04 - 18.390 FLS, FLS-TS, FLS/M, FLLS, FLLS/N, FLLS/M, FLLRS 05.04 - 18.430 FLS, FLS/M, FLS-TS, FLLS, FLLS/N, FLLRS, FLRS 05.04 -	 Antriebsachse / Drive Shaft Achslast [t] / Axle Load [t]:13 nicht für / Not for:FN200 Baumuster / Model:H06		(19) (18) (128) (22)	
	18.310, 18.320 FLS, FLRS, FLLS, FLLRS 05.04 - 18.350 FLS, FLS/N, FLS/M, FLS-TS, FLLS, FLLS/N, FLLRS 05.04 - 18.390 FLS, FLS-TS, FLS/M, FLLS, FLLS/N, FLLS/M, FLLRS 05.04 - 18.430 FLS, FLS/M, FLS-TS, FLLS, FLLS/N, FLLRS, FLRS 05.04 -	 Antriebsachse / Drive Shaft Achslast [t] / Axle Load [t]:13 Baumuster / Model:H10 H08		(19) (18) (22)	
	18.310, 18.320 FK, FK-L, FLK, FLK/M 05.04 - 18.350, 18.360 FK, FK-L, FLK, FLK/M, 05.04 - 18.390, 18.400 FK, FK-L, FLK, FLK/M 05.04 - 18.430, 18.440 FK, FK-L, FLK, FLK/M 05.04 -	 Antriebsachse / Drive Shaft Achslast [t] / Axle Load [t]:13 nicht für / Not for:FN200 Baumuster / Model:H06		(19) (18) (128) (22)	






MAN

TGA 4x2 03.00 -

 10	Lenker, Radaufhängung / Track Control Arm Längslenker / Trailing Arm Länge [mm] / Length [mm]:531 Lochabstand 1/Lochabstand 2 / Hole Pitch 1/ Hole Pitch 2:130/130 Bohrung-Ø 1 / Bohrung-Ø 2 [mm] / Bore Ø 1 / Bore Ø 2 [mm]:19/19 Bohrung-Ø [mm] / Bore Ø [mm]:48 Molekularlager / Molecular Bearing	(3) (54) (53) (50) (24) (26) (57)	25780 01 81.43220.6190 © 11755 01	
	18.310 FC, FLC, FRC, FLLC, FLLC/N, FLLW, FLLRC, FLLRW 04.00 - 18.310 FLS, FLLS, FLLS/N, FLS-TS, FLRS, FLLRS 04.00 - 18.360 FC, FLC, FRC, FLLC, FLLC/N, FLLW, FLLRW 04.00 - 18.360 FLS, FLLS, FLLS/N, FLS-TS, FLRS, FLLRS 04.00 - 18.410 FC, FRC, FLC, FLRC, FLLC, FLLC/N, FLLW, FLLRC 04.00 - 18.410 FLS, FLLS, FLLS/N, FLS-TS, FLRS, FLLRS 04.00 - 18.460 FC, FLC, FRC, FLLC, FLLC/N, FLLW, FLLRC, FLLRW 04.00 - 18.460 FLS, FLLS, FLLS/N, FLS-TS, FLRS, FLLRS 04.00 - 18.480 FC, FLC, FLLC, FLLW, FLLRW, FLLRC 09.02 - 18.480 FLS, FLLS, FLLS/N, FLS-TS, FLRS-WW 09.02 - 18.510 FC, FLC, FRC, FLLC, FLLC/N, FLLW, FLLRC, FLLRW 09.00 - 18.510 FLS, FLLS, FLLS/N, FLRS, FLLRS 04.00 - 18.530 FC, FLC, FLLC, FLLC/N, FLLW, FLLRC, FLLRW 09.02 - 18.530 FLS, FLLS, FLLS/N 09.02 -	 Antriebsachse / Drive Shaft Achslast [t] / Axle Load [t]:13 für / for:FN 200 Baumuster / Model:H05 H09	(19) (18) (89) (22)	
18.310 FK, FLK, FK-L, FLRK 18.360 FK, FLK, FK-L, FLRK 18.410 FK, FK-L, FLK, FLRK 18.460 FK, FK-L, FLK, FLRK 18.480 FK, FLK, FK-L	12.00 - 12.00 - 12.00 - 12.00 - 09.02 -	 Antriebsachse / Drive Shaft Achslast [t] / Axle Load [t]:13 für / for:FN 200 Baumuster / Model:H05	(19) (18) (89) (22)	
18.310, 18.320 FC, FLC, FLLC, FLLC/N, FLLW, FLLW/N 18.310, 18.320 FLS, FLRS, FLLS, FLLRS 18.310, 18.320 FK, FK-L, FLK, FLK/M 18.350, 18.360 FC, FLC, FLLC, FLLRC, FLLC/N, FLLW, FLLW/N 18.350, 18.360 FK, FK-L, FLK, FLK/M, 18.350 FLS, FLS/N, FLS/M, FLS-TS, FLLS, FLLS/N, FLLRS 18.390, 18.400 FC, FLC, FLLC, FLLC/N, FLLW, FLLW/N 18.390, 18.400 FK, FK-L, FLK, FLK/M 18.390 FLS, FLS-TS, FLS/M, FLLS, FLLS/N, FLLS/M, FLLRS 18.430, 18.440 FC, FLC, FLLC, FLLW, FLLW/N, FLLRC, FLLRW 18.430, 18.440 FK, FK-L, FLK, FLK/M 18.430 FLS, FLS/M, FLS-TS, FLLS, FLLS/N, FLLRS, FLRS	05.04 - 05.04 - 05.04 - 05.04 - 05.04 - 05.04 - 05.04 - 05.04 - 05.04 - 05.04 - 05.04 - 05.04 - 05.04 - 05.04 - 05.04 -	 Antriebsachse / Drive Shaft Achslast [t] / Axle Load [t]:13 für / for:FN 200 Baumuster / Model:H06	(19) (18) (89) (22)	







TGA		4x2	03.00 -		
8	Lenker, Radaufhängung / Track Control Arm Dreieckslenker (NKW) / A-Frame (CV) Dreieckslenker / A-Frame Länge [mm] / Length [mm]:627 Rohr-Ø [mm] / Pipe Ø [mm]:48 Bohrung-Ø 1 / Bohrung-Ø 2 [mm] / Bore Ø 1 / Bore Ø 2 [mm]:25/25/25 Lochabstand 1/Lochabstand 2 / Hole Pitch 1/ Hole Pitch 2:130/130/152 Molekularlager / Molecular Bearing	(3)		26053 01	81.43270.6087
		(32)		® 25157 01	
		(31)			
		(53)			
		(64)			
		(24)			
		(50)			
		(57)			
	18.310 FC, FLC, FRC, FLLC, FLLC/N, FLLW, FLLRC, FLLRW	04.00 -		Antriebsachse / Drive Shaft	(19)
	18.310 FK, FLK, FK-L, FLRK	12.00 -		Achsausführung / Axle Version:HP-1352	(17)
	18.310 FLS, FLLS, FLLS/N, FLS-TS, FLRS, FLLRS	04.00 -		Achslast [t] / Axle Load [t]:>13	(18)
	18.360 FC, FLC, FRC, FLLC, FLLC/N, FLLW, FLLRW	04.00 -		Baumuster / Model:H05	(22)
	18.360 FK, FLK, FK-L, FLRK	12.00 -		Ausrichtung des Zentralgelenkes beachten! / Observe alignment of central link	(20)
	18.360 FLS, FLLS, FLLS/N, FLS-TS, FLRS, FLLRS	04.00 -			
	18.410 FC, FRC, FLC, FLRC, FLLC, FLLC/N, FLLW, FLLRC	04.00 -			
	18.410 FK, FK-L, FLK, FLRK	12.00 -			
	18.410 FLS, FLLS, FLLS/N, FLS-TS, FLRS, FLLRS	04.00 -			
	18.460 FC, FLC, FRC, FLLC, FLLC/N, FLLW, FLLRC, FLLRW	04.00 -			
	18.460 FK, FK-L, FLK, FLRK	12.00 -			
	18.460 FLS, FLLS, FLLS/N, FLS-TS, FLRS, FLLRS	04.00 -			
	18.480 FC, FLC, FLLC, FLLW, FLLRW, FLLRC	09.02 -			
	18.480 FK, FLK, FK-L	09.02 -			
	18.480 FLS, FLLS, FLLS/N, FLS-TS, FLRS-WW	09.02 -			
	18.510 FC, FLC, FRC, FLLC, FLLC/N, FLLW, FLLRC, FLLRW	09.00 -			
	18.510 FLS, FLLS, FLLS/N, FLRS, FLLRS	04.00 -			
	18.530 FC, FLC, FLLC, FLLC/N, FLLW, FLLRC, FLLRW	09.02 -			
	18.530 FLS, FLLS, FLLS/N	09.02 -			
	18.310 FC, FLC, FRC, FLLC, FLLC/N, FLLW, FLLRC, FLLRW	04.00 -		Antriebsachse / Drive Shaft	(19)
	18.310 FK, FLK, FK-L, FLRK	12.00 -		Achsausführung / Axle Version:HD9/H9-13120	(17)
	18.310 FLS, FLLS, FLLS/N, FLS-TS, FLRS, FLLRS	04.00 -		Baumuster / Model:H05	(22)
	18.360 FC, FLC, FRC, FLLC, FLLC/N, FLLW, FLLRW	04.00 -		mit Stabilisator an der Hinterachse / with stabilizer on the rear axle	(120)
	18.360 FK, FLK, FK-L, FLRK	12.00 -		Ausrichtung des Zentralgelenkes beachten! / Observe alignment of central link	(20)
	18.360 FLS, FLLS, FLLS/N, FLS-TS, FLRS, FLLRS	04.00 -			
	18.410 FC, FRC, FLC, FLRC, FLLC, FLLC/N, FLLW, FLLRC	04.00 -			
	18.410 FK, FK-L, FLK, FLRK	12.00 -			
	18.410 FLS, FLLS, FLLS/N, FLS-TS, FLRS, FLLRS	04.00 -			
	18.460 FC, FLC, FRC, FLLC, FLLC/N, FLLW, FLLRC, FLLRW	04.00 -			
	18.460 FK, FK-L, FLK, FLRK	12.00 -			
	18.460 FLS, FLLS, FLLS/N, FLS-TS, FLRS, FLLRS	04.00 -			
	18.480 FC, FLC, FLLC, FLLW, FLLRW, FLLRC	09.02 -			
	18.480 FK, FLK, FK-L	09.02 -			
	18.480 FLS, FLLS, FLLS/N, FLS-TS, FLRS-WW	09.02 -			
	18.510 FC, FLC, FRC, FLLC, FLLC/N, FLLW, FLLRC, FLLRW	09.00 -			
	18.510 FLS, FLLS, FLLS/N, FLRS, FLLRS	04.00 -			
	18.530 FC, FLC, FLLC, FLLC/N, FLLW, FLLRC, FLLRW	09.02 -			
	18.530 FLS, FLLS, FLLS/N	09.02 -			














MAN

TGA 4x2 03.00 -

 8	<p>Lenker, Radaufhängung / Track Control Arm Dreieckslenker (NKW) / A-Frame (CV) Dreieckslenker / A-Frame Länge [mm] / Length [mm]:627 Rohr-Ø [mm] / Pipe Ø [mm]:48 Bohrung-Ø 1 / Bohrung-Ø 2 [mm] / Bore Ø 1 / Bore Ø 2 [mm]:25/25/25 Lochabstand 1/Lochabstand 2 / Hole Pitch 1/ Hole Pitch 2:130/130/152 Molekularlager / Molecular Bearing</p>	<p>(3) (32) (31) (53) (64) (24) (50) (57)</p> <p>26053 01 81.43270.6087 ® 25157 01</p> 
	<p>18.310, 18.320 FC, FLC, FLLC, FLLC/N, FLLW, FLLW/N 05.04 - 18.310, 18.320 FLS, FLRS, FLLS, FLLRS 05.04 - 18.310, 18.320 FK, FK-L, FLK, FLK/M 05.04 - 18.350, 18.360 FC, FLC, FLLC, FLLRC, FLLC/N, FLLW, FLLW/N 05.04 - 18.350, 18.360 FK, FK-L, FLK, FLK/M, 05.04 - 18.350 FLS, FLS/N, FLS/M, FLS-TS, FLLS, FLLS/N, FLLRS 05.04 - 18.390, 18.400 FC, FLC, FLLC, FLLC/N, FLLW, FLLW/N 05.04 - 18.390, 18.400 FK, FK-L, FLK, FLK/M 05.04 - 18.390 FLS, FLS-TS, FLS/M, FLLS, FLLS/N, FLLS/M, FLLRS 05.04 - 18.430, 18.440 FC, FLC, FLLC, FLLW, FLLW/N, FLLRC, FLLRW 05.04 - 18.430, 18.440 FK, FK-L, FLK, FLK/M 05.04 - 18.430 FLS, FLS/M, FLS-TS, FLLS, FLLS/N, FLLRS, FLRS 05.04 -</p>	<p></p> <p>Antriebsachse / Drive Shaft (19) Achsausführung / Axle Version:HP-1352 (17) Achslast [t] / Axle Load [t]:>13 (18) Baumuster / Model:H06 (22) Ausrichtung des Zentralgelenkes beachten! / Observe alignment of central link (20)</p>
	<p>18.310, 18.320 FC, FLC, FLLC, FLLC/N, FLLW, FLLW/N 05.04 - 18.310, 18.320 FLS, FLRS, FLLS, FLLRS 05.04 - 18.310, 18.320 FK, FK-L, FLK, FLK/M 05.04 - 18.350, 18.360 FC, FLC, FLLC, FLLRC, FLLC/N, FLLW, FLLW/N 05.04 - 18.350, 18.360 FK, FK-L, FLK, FLK/M, 05.04 - 18.350 FLS, FLS/N, FLS/M, FLS-TS, FLLS, FLLS/N, FLLRS 05.04 - 18.390, 18.400 FC, FLC, FLLC, FLLC/N, FLLW, FLLW/N 05.04 - 18.390, 18.400 FK, FK-L, FLK, FLK/M 05.04 - 18.390 FLS, FLS-TS, FLS/M, FLLS, FLLS/N, FLLS/M, FLLRS 05.04 - 18.430, 18.440 FC, FLC, FLLC, FLLW, FLLW/N, FLLRC, FLLRW 05.04 - 18.430, 18.440 FK, FK-L, FLK, FLK/M 05.04 - 18.430 FLS, FLS/M, FLS-TS, FLLS, FLLS/N, FLLRS, FLRS 05.04 -</p>	<p></p> <p>Antriebsachse / Drive Shaft (19) Achsausführung / Axle Version:HD9/H9-13120 (17) Baumuster / Model:H06 (22) mit Stabilisator an der Hinterachse / with stabilizer on the rear axle (120) Ausrichtung des Zentralgelenkes beachten! / Observe alignment of central link (20)</p>






TGA		4x2	03.00 -		
	Lenker, Radaufhängung / Track Control Arm Vierpunktlenker (NKW) / Four-Point Steering Arm (CV) nicht verstellbar / Not adjustable Länge [mm] / Length [mm]:572 Bohrung-Ø [mm] / Bore Ø [mm]:25 Lochabstand 1/Lochabstand 2 / Hole Pitch 1/ Hole Pitch 2:130 Molekularlager / Molecular Bearing	(3) (70) (136) (53) (26) (50) (57)		27601 01 ® 30751 01	81.43220.6327 
	18.310 FC, FLC, FRC, FLLC, FLLC/N, FLLW, FLLRC, FLLRW	04.00 -		Antriebsachse / Drive Shaft Baumuster / Model:H05 nicht für / Not for:HP-1352 >13,0 to MHB	(19) (22) (128)
	18.360 FC, FLC, FRC, FLLC, FLLC/N, FLLW, FLLRW	04.00 -			
	18.410 FC, FRC, FLC, FLRC, FLLC, FLLC/N, FLLW, FLLRC	04.00 -			
	18.460 FC, FLC, FRC, FLLC, FLLC/N, FLLW, FLLRC, FLLRW	04.00 -			
	18.480 FC, FLC, FLLC, FLLW, FLLRW, FLLRC	09.02 -			
	18.510 FC, FLC, FRC, FLLC, FLLC/N, FLLW, FLLRC, FLLRW	09.00 -			
	18.510 FLS, FLLS, FLLS/N, FLRS, FLLRS	04.00 -			
	18.530 FC, FLC, FLLC, FLLC/N, FLLW, FLLRC, FLLRW	09.02 -			
	18.530 FLS, FLLS, FLLS/N	09.02 -			
	18.310 FC, FLC, FRC, FLLC, FLLC/N, FLLW, FLLRC, FLLRW	04.00 -		Antriebsachse / Drive Shaft Baumuster / Model:H09	(19) (22)
	18.360 FC, FLC, FRC, FLLC, FLLC/N, FLLW, FLLRW	04.00 -			
	18.410 FC, FRC, FLC, FLRC, FLLC, FLLC/N, FLLW, FLLRC	04.00 -			
	18.460 FC, FLC, FRC, FLLC, FLLC/N, FLLW, FLLRC, FLLRW	04.00 -			
	18.480 FC, FLC, FLLC, FLLW, FLLRW, FLLRC	09.02 -			
18.510 FC, FLC, FRC, FLLC, FLLC/N, FLLW, FLLRC, FLLRW	09.00 -				
18.510 FLS, FLLS, FLLS/N, FLRS, FLLRS	04.00 -				
18.530 FC, FLC, FLLC, FLLC/N, FLLW, FLLRC, FLLRW	09.02 -				
18.530 FLS, FLLS, FLLS/N	09.02 -				
18.310 FLS, FLLS, FLLS/N, FLS-TS, FLRS, FLLRS	04.00 -		Antriebsachse / Drive Shaft Baumuster / Model:H05 nicht für / Not for:HP-1352 >13,0 to MHB	(19) (22) (128)	
18.360 FLS, FLLS, FLLS/N, FLS-TS, FLRS, FLLRS	04.00 -				
18.410 FLS, FLLS, FLLS/N, FLS-TS, FLRS, FLLRS	04.00 -				
18.460 FLS, FLLS, FLLS/N, FLS-TS, FLRS, FLLRS	04.00 -				
18.480 FLS, FLLS, FLLS/N, FLS-TS, FLRS-WW	09.02 -				
18.310 FLS, FLLS, FLLS/N, FLS-TS, FLRS, FLLRS	04.00 -		Antriebsachse / Drive Shaft Baumuster / Model:H09 H01	(19) (22)	
18.360 FLS, FLLS, FLLS/N, FLS-TS, FLRS, FLLRS	04.00 -				
18.410 FLS, FLLS, FLLS/N, FLS-TS, FLRS, FLLRS	04.00 -				
18.460 FLS, FLLS, FLLS/N, FLS-TS, FLRS, FLLRS	04.00 -				
18.480 FLS, FLLS, FLLS/N, FLS-TS, FLRS-WW	09.02 -				
18.310 FK, FLK, FK-L, FLRK	12.00 -		Antriebsachse / Drive Shaft Baumuster / Model:H05 nicht für / Not for:HP-1352 >13,0 to MHB	(19) (22) (128)	
18.360 FK, FLK, FK-L, FLRK	12.00 -				
18.410 FK, FK-L, FLK, FLRK	12.00 -				
18.460 FK, FK-L, FLK, FLRK	12.00 -				
18.480 FK, FLK, FK-L	09.02 -				
18.310, 18.320 FC, FLC, FLLC, FLLC/N, FLLW, FLLW/N	05.04 -		Antriebsachse / Drive Shaft Baumuster / Model:H06 H10	(19) (22)	
18.350, 18.360 FC, FLC, FLLC, FLLRC, FLLC/N, FLLW, FLLW/N	05.04 -				
18.390, 18.400 FC, FLC, FLLC, FLLC/N, FLLW, FLLW/N	05.04 -				
18.430, 18.440 FC, FLC, FLLC, FLLW, FLLW/N, FLLRC, FLLRW	05.04 -				
18.310, 18.320 FLS, FLRS, FLLS, FLLRS	05.04 -		Antriebsachse / Drive Shaft Baumuster / Model:H06 H10 H08	(19) (22)	
18.350 FLS, FLS/N, FLS/M, FLS-TS, FLLS, FLLS/N, FLLRS	05.04 -				
18.390 FLS, FLS-TS, FLS/M, FLLS, FLLS/N, FLLS/M, FLLRS	05.04 -				
18.430 FLS, FLS/M, FLS-TS, FLLS, FLLS/N, FLLRS, FLRS	05.04 -				
18.310, 18.320 FK, FK-L, FLK, FLK/M	05.04 -		Antriebsachse / Drive Shaft Baumuster / Model:H06	(19) (22)	
18.350, 18.360 FK, FK-L, FLK, FLK/M	05.04 -				
18.390, 18.400 FK, FK-L, FLK, FLK/M	05.04 -				
18.430, 18.440 FK, FK-L, FLK, FLK/M	05.04 -				
19.360 FS, FRS, FLS, FLRS-WW	05.04 -		Antriebsachse / Drive Shaft Baumuster / Model:HW5 HW7	(19) (22)	
19.400 FS/M-WW, FRS/M-WW, FLS, FLRS	05.04 -				
19.440 FRS, FS/M-WW, FLS, FLRS	02.06 -				
19.480 FLS, FRS, FLRS-WW	02.06 -				













MAN

TGA 4x2 03.00 -

	<p>Lenker, Radaufhängung / Track Control Arm Vierpunktlenker (NKW) / Four-Point Steering Arm (CV) nicht verstellbar / Not adjustable Länge [mm] / Length [mm]:572 Bohrung-Ø [mm] / Bore Ø [mm]:25 Lochabstand 1/Lochabstand 2 / Hole Pitch 1/ Hole Pitch 2:130 Molekularlager / Molecular Bearing</p>	(3) (70) (136) (53) (26) (50) (57)	<p>27601 01 81.43220.6327 ® 30751 01</p> 
	19.350 FS, FRS, FLS, FLRS-WW 05.04 - 19.390 FS, FRS, FLS, FLRS-WW 05.04 - 19.430 FS/M-WW, FLS, FRS, FLRS 05.04 -		 Antriebsachse / Drive Shaft Baumuster / Model:HW7 (19) (22)
8	<p>Lenker, Radaufhängung / Track Control Arm Dreieckslenker (NKW) / A-Frame (CV) Länge [mm] / Length [mm]:627 Lochabstand 1/Lochabstand 2 / Hole Pitch 1/ Hole Pitch 2:152/130/130 Bohrung-Ø 1 / Bohrung-Ø 2 [mm] / Bore Ø 1 / Bore Ø 2 [mm]:25/25/25 Rohr-Ø [mm] / Pipe Ø [mm]:48 Molekularlager / Molecular Bearing</p>	(3) (32) (53) (50) (24) (64) (57)	<p>27709 01 81.43270.6137 ® 25157 01</p> 
	18.310 FC, FLC, FRC, FLLC, FLLC/N, FLLW, FLLRC, FLLRW 04.00 - 18.310 FK, FLK, FK-L, FLRK 12.00 - 18.310 FLS, FLLS, FLLS/N, FLS-TS, FLRS, FLLRS 04.00 - 18.360 FC, FLC, FRC, FLLC, FLLC/N, FLLW, FLLRW 04.00 - 18.360 FLS, FLLS, FLLS/N, FLS-TS, FLRS, FLLRS 04.00 - 18.410 FC, FRC, FLC, FLRC, FLLC, FLLC/N, FLLW, FLLRC 04.00 - 18.410 FK, FK-L, FLK, FLRK 12.00 - 18.410 FLS, FLLS, FLLS/N, FLS-TS, FLRS, FLLRS 04.00 - 18.460 FC, FLC, FRC, FLLC, FLLC/N, FLLW, FLLRC, FLLRW 04.00 - 18.460 FK, FK-L, FLK, FLRK 12.00 - 18.460 FLS, FLLS, FLLS/N, FLS-TS, FLRS, FLLRS 04.00 - 18.480 FC, FLC, FLLC, FLLW, FLLRW, FLLRC 09.02 - 18.480 FK, FLK, FK-L 09.02 - 18.480 FLS, FLLS, FLLS/N, FLS-TS, FLRS-WW 09.02 - 18.510 FC, FLC, FRC, FLLC, FLLC/N, FLLW, FLLRC, FLLRW 09.00 - 18.510 FLS, FLLS, FLLS/N, FLRS, FLLRS 04.00 - 18.530 FC, FLC, FLLC, FLLC/N, FLLW, FLLRC, FLLRW 09.02 - 18.530 FLS, FLLS, FLLS/N 09.02 -		Antriebsachse / Drive Shaft (19) 06.2002-> Achsausführung / Axle Version:HD9-13120 (17) Achsausführung / Axle Version:H9-13120 (17) Baumuster / Model:H05 (22) mit Parabelfeder / with parabolic spring (117) Ausrichtung des Zentralgelenkes beachten! / Observe alignment of central link (20)
	18.310, 18.320 FC, FLC, FLLC, FLLC/N, FLLW, FLLW/N 05.04 - 18.310, 18.320 FLS, FLRS, FLLS, FLLRS 05.04 - 18.310, 18.320 FK, FK-L, FLK, FLK/M 05.04 - 18.350, 18.360 FC, FLC, FLLC, FLLRC, FLLC/N, FLLW, FLLW/N 05.04 - 18.350, 18.360 FK, FK-L, FLK, FLK/M, 05.04 - 18.350 FLS, FLS/N, FLS/M, FLS-TS, FLLS, FLLS/N, FLLRS 05.04 - 18.390, 18.400 FC, FLC, FLLC, FLLC/N, FLLW, FLLW/N 05.04 - 18.390, 18.400 FK, FK-L, FLK, FLK/M 05.04 - 18.390 FLS, FLS-TS, FLS/M, FLLS, FLLS/N, FLLS/M, FLLRS 05.04 - 18.430, 18.440 FC, FLC, FLLC, FLLW, FLLW/N, FLLRC, FLLRW 05.04 - 18.430, 18.440 FK, FK-L, FLK, FLK/M 05.04 - 18.430 FLS, FLS/M, FLS-TS, FLLS, FLLS/N, FLLRS, FLRS 05.04 -		Antriebsachse / Drive Shaft (19) 06.2002-> Achsausführung / Axle Version:HD9-13120 (17) Achsausführung / Axle Version:H9-13120 (17) Baumuster / Model:H06 (22) mit Parabelfeder / with parabolic spring (117) Ausrichtung des Zentralgelenkes beachten! / Observe alignment of central link (20)






TGA		4x2	03.00 -		
10	Lenker, Radaufhängung / Track Control Arm Längslenker / Trailing Arm für Dreieckslenker (NKW) / For A-Frame (CV) Länge [mm] / Length [mm]:414 Bohrung-Ø 1 / Bohrung-Ø 2 [mm] / Bore Ø 1 / Bore Ø 2 [mm]:23/23 Lochabstand 1/Lochabstand 2 / Hole Pitch 1/ Hole Pitch 2:130/130 Rohr-Ø [mm] / Pipe Ø [mm]:50	(3)		27846 01	81.43220.6247
		(54)			
	18.310 FLS, FLLS, FLLS/N, FLS-TS, FLRS, FLLRS 04.00 - 18.360 FLS, FLLS, FLLS/N, FLS-TS, FLRS, FLLRS 04.00 - 18.410 FLS, FLLS, FLLS/N, FLS-TS, FLRS, FLLRS 04.00 - 18.460 FLS, FLLS, FLLS/N, FLS-TS, FLRS, FLLRS 04.00 - 18.480 FLS, FLLS, FLLS/N, FLS-TS, FLRS-WW 09.02 - 18.510 FLS, FLLS, FLLS/N, FLRS, FLLRS 04.00 - 18.530 FLS, FLLS, FLLS/N 09.02 -	(53)		Achslast [t] / Axle Load [t]:>11,5 Baumuster / Model:H12	(18) (22)
	18.310, 18.320 FLS, FLRS, FLLS, FLLRS 05.04 - 18.350 FLS, FLS/N, FLS/M, FLS-TS, FLLS, FLLS/N, FLLRS 05.04 - 18.390 FLS, FLS-TS, FLS/M, FLLS, FLLS/N, FLLS/M, FLLRS 05.04 - 18.430 FLS, FLS/M, FLS-TS, FLLS, FLLS/N, FLLRS, FLRS 05.04 -	(24)		Achslast [t] / Axle Load [t]:>11,5 Baumuster / Model:H13	(18) (22)
10	Lenker, Radaufhängung / Track Control Arm Längslenker / Trailing Arm Länge [mm] / Length [mm]:572 Bohrung-Ø 1 / Bohrung-Ø 2 [mm] / Bore Ø 1 / Bore Ø 2 [mm]:19/19 Lochabstand 1/Lochabstand 2 / Hole Pitch 1/ Hole Pitch 2:130/130 Rohr-Ø [mm] / Pipe Ø [mm]:52 Molekularlager / Molecular Bearing	(3)		28329 01	81.43220.6268
		(54)			© 23211 01
	18.310 FC, FLC, FRC, FLLC, FLLC/N, FLLW, FLLRC, FLLRW 04.00 - 18.360 FC, FLC, FRC, FLLC, FLLC/N, FLLW, FLLRW 04.00 - 18.410 FC, FRC, FLC, FLRC, FLLC, FLLC/N, FLLW, FLLRC 04.00 - 18.460 FC, FLC, FRC, FLLC, FLLC/N, FLLW, FLLRC, FLLRW 04.00 - 18.480 FC, FLC, FLLC, FLLW, FLLRW, FLLRC 09.02 - 18.510 FC, FLC, FRC, FLLC, FLLC/N, FLLW, FLLRC, FLLRW 09.00 - 18.510 FLS, FLLS, FLLS/N, FLRS, FLLRS 04.00 - 18.530 FC, FLC, FLLC, FLLC/N, FLLW, FLLRC, FLLRW 09.02 - 18.530 FLS, FLLS, FLLS/N 09.02 -	(50)		Antriebsachse / Drive Shaft Achslast [t] / Axle Load [t]:>11,5 Baumuster / Model:H09 H05	(19) (18) (22)
	18.310 FLS, FLLS, FLLS/N, FLS-TS, FLRS, FLLRS 04.00 - 18.360 FLS, FLLS, FLLS/N, FLS-TS, FLRS, FLLRS 04.00 - 18.410 FLS, FLLS, FLLS/N, FLS-TS, FLRS, FLLRS 04.00 - 18.460 FLS, FLLS, FLLS/N, FLS-TS, FLRS, FLLRS 04.00 - 18.480 FLS, FLLS, FLLS/N, FLS-TS, FLRS-WW 09.02 -	(57)		Antriebsachse / Drive Shaft Achslast [t] / Axle Load [t]:>11,5 Baumuster / Model:H01 H09 H05	(19) (18) (22)
	18.310 FK, FLK, FK-L, FLRK 12.00 - 18.360 FK, FLK, FK-L, FLRK 12.00 - 18.410 FK, FK-L, FLK, FLRK 12.00 - 18.460 FK, FK-L, FLK, FLRK 12.00 - 18.480 FK, FLK, FK-L 09.02 -			Antriebsachse / Drive Shaft Achslast [t] / Axle Load [t]:>11,5 Baumuster / Model:H05	(19) (18) (22)
	18.310, 18.320 FC, FLC, FLLC, FLLC/N, FLLW, FLLW/N 05.04 - 18.350, 18.360 FC, FLC, FLLC, FLLRC, FLLC/N, FLLW, FLLW/N 05.04 - 18.390, 18.400 FC, FLC, FLLC, FLLC/N, FLLW, FLLW/N 05.04 - 18.430, 18.440 FC, FLC, FLLC, FLLW, FLLW/N, FLLRC, FLLRW 05.04 -			Antriebsachse / Drive Shaft Achslast [t] / Axle Load [t]:>11,5 Baumuster / Model:H10 H06	(19) (18) (22)
	18.310, 18.320 FLS, FLRS, FLLS, FLLRS 05.04 - 18.350 FLS, FLS/N, FLS/M, FLS-TS, FLLS, FLLS/N, FLLRS 05.04 - 18.390 FLS, FLS-TS, FLS/M, FLLS, FLLS/N, FLLS/M, FLLRS 05.04 - 18.430 FLS, FLS/M, FLS-TS, FLLS, FLLS/N, FLLRS, FLRS 05.04 -			Antriebsachse / Drive Shaft Achslast [t] / Axle Load [t]:>11,5 Baumuster / Model:H08 H10 H06	(19) (18) (22)
	18.310, 18.320 FK, FK-L, FLK, FLK/M 05.04 - 18.350, 18.360 FK, FK-L, FLK, FLK/M 05.04 - 18.390, 18.400 FK, FK-L, FLK, FLK/M 05.04 - 18.430, 18.440 FK, FK-L, FLK, FLK/M 05.04 -			Antriebsachse / Drive Shaft Achslast [t] / Axle Load [t]:>11,5 Baumuster / Model:H06	(19) (18) (22)



MAN

TGA 4x2 03.00 -

 10	Lenker, Radaufhängung / Track Control Arm Längslenker / Trailing Arm Länge [mm] / Length [mm]:694 Rohr-Ø [mm] / Pipe Ø [mm]:50 Bohrung-Ø 1 / Bohrung-Ø 2 [mm] / Bore Ø 1 / Bore Ø 2 [mm]:19/19 Lochabstand 1/Lochabstand 2 / Hole Pitch 1/ Hole Pitch 2:130/130	(3) (54) (53) (64) (24) (50)	34587 01 81.43220.6265 © 21184 01																																								
	<table border="0" style="width: 100%;"> <tr> <td style="width: 80%;">18.310 FC, FLC, FRC, FLLC, FLLC/N, FLLW, FLLRC, FLLRW</td> <td style="width: 10%; text-align: right;">04.00 -</td> <td rowspan="20" style="width: 10%;"></td> <td rowspan="20" style="width: 10%;"></td> </tr> <tr> <td>18.310 FK, FLK, FK-L, FLRK</td> <td style="text-align: right;">12.00 -</td> </tr> <tr> <td>18.310 FLS, FLLS, FLLS/N, FLS-TS, FLRS, FLLRS</td> <td style="text-align: right;">04.00 -</td> </tr> <tr> <td>18.360 FC, FLC, FRC, FLLC, FLLC/N, FLLW, FLLRW</td> <td style="text-align: right;">04.00 -</td> </tr> <tr> <td>18.360 FK, FLK, FK-L, FLRK</td> <td style="text-align: right;">12.00 -</td> </tr> <tr> <td>18.360 FLS, FLLS, FLLS/N, FLS-TS, FLRS, FLLRS</td> <td style="text-align: right;">04.00 -</td> </tr> <tr> <td>18.410 FC, FRC, FLC, FLRC, FLLC, FLLC/N, FLLW, FLLRC</td> <td style="text-align: right;">04.00 -</td> </tr> <tr> <td>18.410 FK, FK-L, FLK, FLRK</td> <td style="text-align: right;">12.00 -</td> </tr> <tr> <td>18.410 FLS, FLLS, FLLS/N, FLS-TS, FLRS, FLLRS</td> <td style="text-align: right;">04.00 -</td> </tr> <tr> <td>18.460 FC, FLC, FRC, FLLC, FLLC/N, FLLW, FLLRC, FLLRW</td> <td style="text-align: right;">04.00 -</td> </tr> <tr> <td>18.460 FK, FK-L, FLK, FLRK</td> <td style="text-align: right;">12.00 -</td> </tr> <tr> <td>18.460 FLS, FLLS, FLLS/N, FLS-TS, FLRS, FLLRS</td> <td style="text-align: right;">04.00 -</td> </tr> <tr> <td>18.480 FC, FLC, FLLC, FLLW, FLLRW, FLLRC</td> <td style="text-align: right;">09.02 -</td> </tr> <tr> <td>18.480 FK, FLK, FK-L</td> <td style="text-align: right;">09.02 -</td> </tr> <tr> <td>18.480 FLS, FLLS, FLLS/N, FLS-TS, FLRS-WW</td> <td style="text-align: right;">09.02 -</td> </tr> <tr> <td>18.510 FC, FLC, FRC, FLLC, FLLC/N, FLLW, FLLRC, FLLRW</td> <td style="text-align: right;">09.00 -</td> </tr> <tr> <td>18.510 FLS, FLLS, FLLS/N, FLRS, FLLRS</td> <td style="text-align: right;">04.00 -</td> </tr> <tr> <td>18.530 FC, FLC, FLLC, FLLC/N, FLLW, FLLRC, FLLRW</td> <td style="text-align: right;">09.02 -</td> </tr> <tr> <td>18.530 FLS, FLLS, FLLS/N</td> <td style="text-align: right;">09.02 -</td> </tr> </table>	18.310 FC, FLC, FRC, FLLC, FLLC/N, FLLW, FLLRC, FLLRW	04.00 -			18.310 FK, FLK, FK-L, FLRK	12.00 -	18.310 FLS, FLLS, FLLS/N, FLS-TS, FLRS, FLLRS	04.00 -	18.360 FC, FLC, FRC, FLLC, FLLC/N, FLLW, FLLRW	04.00 -	18.360 FK, FLK, FK-L, FLRK	12.00 -	18.360 FLS, FLLS, FLLS/N, FLS-TS, FLRS, FLLRS	04.00 -	18.410 FC, FRC, FLC, FLRC, FLLC, FLLC/N, FLLW, FLLRC	04.00 -	18.410 FK, FK-L, FLK, FLRK	12.00 -	18.410 FLS, FLLS, FLLS/N, FLS-TS, FLRS, FLLRS	04.00 -	18.460 FC, FLC, FRC, FLLC, FLLC/N, FLLW, FLLRC, FLLRW	04.00 -	18.460 FK, FK-L, FLK, FLRK	12.00 -	18.460 FLS, FLLS, FLLS/N, FLS-TS, FLRS, FLLRS	04.00 -	18.480 FC, FLC, FLLC, FLLW, FLLRW, FLLRC	09.02 -	18.480 FK, FLK, FK-L	09.02 -	18.480 FLS, FLLS, FLLS/N, FLS-TS, FLRS-WW	09.02 -	18.510 FC, FLC, FRC, FLLC, FLLC/N, FLLW, FLLRC, FLLRW	09.00 -	18.510 FLS, FLLS, FLLS/N, FLRS, FLLRS	04.00 -	18.530 FC, FLC, FLLC, FLLC/N, FLLW, FLLRC, FLLRW	09.02 -	18.530 FLS, FLLS, FLLS/N	09.02 -		Antriebsachse / Drive Shaft Achslast [t] / Axle Load [t]:16 Baumuster / Model:H05
18.310 FC, FLC, FRC, FLLC, FLLC/N, FLLW, FLLRC, FLLRW	04.00 -																																										
18.310 FK, FLK, FK-L, FLRK	12.00 -																																										
18.310 FLS, FLLS, FLLS/N, FLS-TS, FLRS, FLLRS	04.00 -																																										
18.360 FC, FLC, FRC, FLLC, FLLC/N, FLLW, FLLRW	04.00 -																																										
18.360 FK, FLK, FK-L, FLRK	12.00 -																																										
18.360 FLS, FLLS, FLLS/N, FLS-TS, FLRS, FLLRS	04.00 -																																										
18.410 FC, FRC, FLC, FLRC, FLLC, FLLC/N, FLLW, FLLRC	04.00 -																																										
18.410 FK, FK-L, FLK, FLRK	12.00 -																																										
18.410 FLS, FLLS, FLLS/N, FLS-TS, FLRS, FLLRS	04.00 -																																										
18.460 FC, FLC, FRC, FLLC, FLLC/N, FLLW, FLLRC, FLLRW	04.00 -																																										
18.460 FK, FK-L, FLK, FLRK	12.00 -																																										
18.460 FLS, FLLS, FLLS/N, FLS-TS, FLRS, FLLRS	04.00 -																																										
18.480 FC, FLC, FLLC, FLLW, FLLRW, FLLRC	09.02 -																																										
18.480 FK, FLK, FK-L	09.02 -																																										
18.480 FLS, FLLS, FLLS/N, FLS-TS, FLRS-WW	09.02 -																																										
18.510 FC, FLC, FRC, FLLC, FLLC/N, FLLW, FLLRC, FLLRW	09.00 -																																										
18.510 FLS, FLLS, FLLS/N, FLRS, FLLRS	04.00 -																																										
18.530 FC, FLC, FLLC, FLLC/N, FLLW, FLLRC, FLLRW	09.02 -																																										
18.530 FLS, FLLS, FLLS/N	09.02 -																																										

Pos





Ref.



MAN



TGA 4x2 03.00 -

 5	Spurstangenkopf / Tie Rod End am Lenkzylinder / At steering cylinder Länge [mm] / Length [mm]:90 Innengewinde / Inner Thread Gewindemaß / Thread Size:M26x1,5 Konusmaß [mm] / Cone Size [mm]:30 mit Zubehör / With accessories	(8) (78) (53) (40) (37) (42) (123)	33771 01 82.95301.6016 
	18.310 FC, FLC, FRC, FLLC, FLLC/N, FLLW, FLLRC, FLLRW 04.00 - 18.310 FK, FLK, FK-L, FLRK 12.00 - 18.360 FC, FLC, FRC, FLLC, FLLC/N, FLLW, FLLRW 04.00 - 18.360 FK, FLK, FK-L, FLRK 12.00 - 18.410 FC, FRC, FLC, FLRC, FLLC, FLLC/N, FLLW, FLLRC 04.00 - 18.410 FK, FK-L, FLK, FLRK 12.00 - 18.410 FLS, FLLS, FLLS/N, FLS-TS, FLRS, FLLRS 04.00 - 18.460 FC, FLC, FRC, FLLC, FLLC/N, FLLW, FLLRC, FLLRW 04.00 - 18.460 FK, FK-L, FLK, FLRK 12.00 - 18.460 FLS, FLLS, FLLS/N, FLS-TS, FLRS, FLLRS 04.00 - 18.480 FC, FLC, FLLC, FLLW, FLLRW, FLLRC 09.02 - 18.480 FK, FLK, FK-L 09.02 - 18.480 FLS, FLLS, FLLS/N, FLS-TS, FLRS-WW 09.02 - 18.510 FC, FLC, FRC, FLLC, FLLC/N, FLLW, FLLRC, FLLRW 09.00 - 18.530 FC, FLC, FLLC, FLLC/N, FLLW, FLLRC, FLLRW 09.02 - 18.530 FLS, FLLS, FLLS/N 09.02 -		am Lenkzylinder / At steering cylinder für Fahrzeuge mit gelenkter Nachlaufachse / For vehicles with hinged trailing axle (78) Baumuster / Model:H 05 (95) (22)
	18.310 FLS, FLLS, FLLS/N, FLS-TS, FLRS, FLLRS 04.00 - 18.360 FLS, FLLS, FLLS/N, FLS-TS, FLRS, FLLRS 04.00 - 18.510 FLS, FLLS, FLLS/N, FLRS, FLLRS 04.00 -		am Lenkzylinder / At steering cylinder Schleppachse / trailing axle (78) Baumuster / Model:H 05 (67) (22)
	18.390, 18.400 FC, FLC, FLLC, FLLC/N, FLLW, FLLW/N 05.04 - 18.390, 18.400 FK, FK-L, FLK, FLK/M 05.04 - 18.390 FLS, FLS-TS, FLS/M, FLLS, FLLS/N, FLLS/M, FLLRS 05.04 - 18.430, 18.440 FC, FLC, FLLC, FLLW, FLLW/N, FLLRC, FLLRW 05.04 - 18.430, 18.440 FK, FK-L, FLK, FLK/M 05.04 - 18.430 FLS, FLS/M, FLS-TS, FLLS, FLLS/N, FLLRS, FLRS 05.04 -		am Lenkzylinder / At steering cylinder für Fahrzeuge mit gelenkter Nachlaufachse / For vehicles with hinged trailing axle (78) Baumuster / Model:H 06 (95) (22)



MAN

TGA 4x2 03.00 -

 5	<p>Spurstangenkopf / Tie Rod End am Lenkzylinder / At steering cylinder Länge [mm] / Length [mm]:75 Innengewinde / Inner Thread Gewindemaß / Thread Size:M26x1,5 Konusmaß [mm] / Cone Size [mm]:30 mit Zubehör / With accessories</p>	(8) (78) (53) (40) (37) (42) (123)	<p>33772 01 81.95301.6280</p> 
	18.310 FC, FLC, FRC, FLLC, FLLC/N, FLLW, FLLRC, FLLRW 04.00 - 18.310 FK, FLK, FK-L, FLRK 12.00 - 18.310 FLS, FLLS, FLLS/N, FLS-TS, FLRS, FLLRS 04.00 - 18.360 FC, FLC, FRC, FLLC, FLLC/N, FLLW, FLLRW 04.00 - 18.360 FK, FLK, FK-L, FLRK 12.00 - 18.360 FLS, FLLS, FLLS/N, FLS-TS, FLRS, FLLRS 04.00 - 18.410 FC, FRC, FLC, FLRC, FLLC, FLLC/N, FLLW, FLLRC 04.00 - 18.410 FK, FK-L, FLK, FLRK 12.00 - 18.410 FLS, FLLS, FLLS/N, FLS-TS, FLRS, FLLRS 04.00 - 18.460 FC, FLC, FRC, FLLC, FLLC/N, FLLW, FLLRC, FLLRW 04.00 - 18.460 FK, FK-L, FLK, FLRK 12.00 - 18.460 FLS, FLLS, FLLS/N, FLS-TS, FLRS, FLLRS 04.00 - 18.480 FC, FLC, FLLC, FLLW, FLLRW, FLLRC 09.02 - 18.480 FK, FLK, FK-L 09.02 - 18.480 FLS, FLLS, FLLS/N, FLS-TS, FLRS-WW 09.02 - 18.510 FC, FLC, FRC, FLLC, FLLC/N, FLLW, FLLRC, FLLRW 09.00 - 18.510 FLS, FLLS, FLLS/N, FLRS, FLLRS 04.00 - 18.530 FC, FLC, FLLC, FLLC/N, FLLW, FLLRC, FLLRW 09.02 - 18.530 FLS, FLLS, FLLS/N 09.02 -		am Lenkzylinder / At steering cylinder für Fahrzeuge mit gelenkter Nachlaufachse / For vehicles with hinged trailing axle Baumuster / Model:H 05 (78) (95) (22)
	18.390, 18.400 FC, FLC, FLLC, FLLC/N, FLLW, FLLW/N 05.04 - 18.390, 18.400 FK, FK-L, FLK, FLK/M 05.04 - 18.390 FLS, FLS-TS, FLS/M, FLLS, FLLS/N, FLLS/M, FLLRS 05.04 - 18.430, 18.440 FC, FLC, FLLC, FLLW, FLLW/N, FLLRC, FLLRW 05.04 - 18.430, 18.440 FK, FK-L, FLK, FLK/M 05.04 - 18.430 FLS, FLS/M, FLS-TS, FLLS, FLLS/N, FLLRS, FLRS 05.04 -		am Lenkzylinder / At steering cylinder für Fahrzeuge mit gelenkter Nachlaufachse / For vehicles with hinged trailing axle Baumuster / Model:H 06 (78) (95) (22)

Pos






Ref.



MAN



TGA 4x2 03.00 -

<p>13</p>	<p>Stange/Strebe, Stabilisator / Link Stabiliser Koppelstange / Coupling Rod Länge [mm] / Length [mm]:400 Rohr-Ø [mm] / Pipe Ø [mm]:50 Bohrung-Ø [mm] / Bore Ø [mm]:22</p>	<p>(9) (43) (53) (64) (26)</p>	<p>34598 01 81.43718.5133</p> 
	<p>18.310 FC, FLC, FRC, FLLC, FLLC/N, FLLW, FLLRC, FLLRW 04.00 - 18.310 FK, FLK, FK-L, FLRK 12.00 - 18.310 FLS, FLLS, FLLS/N, FLS-TS, FLRS, FLLRS 04.00 - 18.360 FC, FLC, FRC, FLLC, FLLC/N, FLLW, FLLRW 04.00 - 18.360 FK, FLK, FK-L, FLRK 12.00 - 18.360 FLS, FLLS, FLLS/N, FLS-TS, FLRS, FLLRS 04.00 - 18.410 FC, FRC, FLC, FLRC, FLLC, FLLC/N, FLLW, FLLRC 04.00 - 18.410 FK, FK-L, FLK, FLRK 12.00 - 18.410 FLS, FLLS, FLLS/N, FLS-TS, FLRS, FLLRS 04.00 - 18.460 FC, FLC, FRC, FLLC, FLLC/N, FLLW, FLLRC, FLLRW 04.00 - 18.460 FK, FK-L, FLK, FLRK 12.00 - 18.460 FLS, FLLS, FLLS/N, FLS-TS, FLRS, FLLRS 04.00 - 18.480 FC, FLC, FLLC, FLLW, FLLRW, FLLRC 09.02 - 18.480 FK, FLK, FK-L 09.02 - 18.480 FLS, FLLS, FLLS/N, FLS-TS, FLRS-WW 09.02 - 18.510 FC, FLC, FRC, FLLC, FLLC/N, FLLW, FLLRC, FLLRW 09.00 - 18.510 FLS, FLLS, FLLS/N, FLRS, FLLRS 04.00 - 18.530 FC, FLC, FLLC, FLLC/N, FLLW, FLLRC, FLLRW 09.02 - 18.530 FLS, FLLS, FLLS/N 09.02 -</p>		<p> Achsausführung / Axle Version:HP-1352 Achslast [t] / Axle Load [t]:13 Baumuster / Model:H05</p> <p>(17) (18) (22)</p>
	<p>18.310, 18.320 FC, FLC, FLLC, FLLC/N, FLLW, FLLW/N 05.04 - 18.310, 18.320 FLS, FLRS, FLLS, FLLRS 05.04 - 18.310, 18.320 FK, FK-L, FLK, FLK/M 05.04 - 18.350, 18.360 FC, FLC, FLLC, FLLRC, FLLC/N, FLLW, FLLW/N 05.04 - 18.350, 18.360 FK, FK-L, FLK, FLK/M, 05.04 - 18.350 FLS, FLS/N, FLS/M, FLS-TS, FLLS, FLLS/N, FLLRS 05.04 - 18.390, 18.400 FC, FLC, FLLC, FLLC/N, FLLW, FLLW/N 05.04 - 18.390, 18.400 FK, FK-L, FLK, FLK/M 05.04 - 18.390 FLS, FLS-TS, FLS/M, FLLS, FLLS/N, FLLS/M, FLLRS 05.04 - 18.430, 18.440 FC, FLC, FLLC, FLLW, FLLW/N, FLLRC, FLLRW 05.04 - 18.430, 18.440 FK, FK-L, FLK, FLK/M 05.04 - 18.430 FLS, FLS/M, FLS-TS, FLLS, FLLS/N, FLLRS, FLRS 05.04 - 18.480 FC, FLC, FLLC, FLLRC, FLLW, FLRC 01.06 - 18.480 FK, FK-L, FLK 01.06 - 18.360 FLS, FLLS, FLRS, FLLRS 01.06 - 18.400 FLS, FLLS, FLRS, FLLRS 10.05 - 18.440 FLS, FLLS, FLRS, FLLRS 09.05 - 18.480 FLS, FLLS, FLRS, FLLRS 01.06 - 18.540 FLC, FLRC, FLLC, FLLRC, FLLW 08.06 -</p>		<p> Achsausführung / Axle Version:HP-1352 Achslast [t] / Axle Load [t]:13 Baumuster / Model:H06</p> <p>(17) (18) (22)</p>



MAN

TGA 4x4 03.00 -


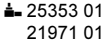











6	Spurstange / Rod Assembly Führungsstange / Guide Rod beidseitig verstellbar / Adjustable on both sides Länge [mm] / Length [mm]:1652 Konusmaß [mm] / Cone Size [mm]:30 Rohr-Ø [mm] / Pipe Ø [mm]:50 mit Zubehör / With accessories	(7) (35) (85) (53) (42) (64) (123)	11768 01 81.46711.6725  11492 02 11505 02
	18.310, 18.320 FAC, FHLC 05.04 - 18.310, 18.320 FAK, FAK-L, FALK, FALK-L, FHLK, FHLK/M 05.04 - 18.310, 18.320 FAS, FALS, FHLS, FHLS/M 05.04 - 18.350, 18.360 FAC, FHLC 05.04 - 18.350, 18.360 FAK, FAK-L, FALK, FALK-L, FHLK, FHLK/M 05.04 - 18.350, 18.360 FAS, FALS, FHLS, FHLS/M 05.04 - 18.390, 18.400 FAC, FHLC 05.04 - 18.390, 18.400 FAK, FAK-L, FALK, FALK-L, FHLK, FHLK/M 05.04 - 18.390, 18.400 FAS, FALS, FHLS, FHLS/M 05.04 - 18.430, 18.440 FAC, FHLC 05.04 - 18.430, 18.440 FAK, FALK, FALK-L, FHLK, FHLK/M 05.04 - 18.430, 18.440 FAS, FALS, FHLS, FHLS/M 05.04 - 18.480 FHLC 04.06 - 18.480 FHLK, FHLK/M 04.06 - 18.480 FHLS, FHLS/M 04.06 -		Antriebsachse / Drive Shaft (19) Achsausführung / Axle Version:VH-09-01 (17) Baumuster / Model:H22 (22) gerade Vorderachse / straight front axle (112)
6	Spurstange / Rod Assembly Führungsstange / Guide Rod einseitig verstellbar / Adjustable on one side Länge [mm] / Length [mm]:1588 Konusmaß [mm] / Cone Size [mm]:30 Rohr-Ø [mm] / Pipe Ø [mm]:52 mit Zubehör / With accessories	(7) (35) (87) (53) (42) (64) (123)	11770 01 81.46711.6736  11505 02 21971 01
	18.310 FAC, FARC 09.02 - 18.310 FAK, FAK-L, FALK 09.02 - 18.310 FAS, FARS 09.02 - 18.360 FAC, FARC 09.02 - 18.410 FAC, FARC 09.02 - 18.410 FAK, FAK-L, FALK 09.02 - 18.410 FAS, FALS, FARS 09.02 - 18.480 FAC, FARC 09.02 - 18.480 FAK, FAK-L, FALK 09.02 - 18.480 FAS, FALS, FARS 09.02 -		Antriebsachse / Drive Shaft (19) Achsausführung / Axle Version:VP-09 (17) Baumuster / Model:H51 (22)
	18.360 FAK, FALK, FAK-L, FALK-L 09.02 - 18.360 FAS, FALS, FARS 09.02 -		Antriebsachse / Drive Shaft (19) Achsausführung / Axle Version:VP-09 (17) Baumuster / Model:H70 (22)
	18.360 FAK, FALK, FAK-L, FALK-L 09.02 - 18.360 FAS, FALS, FARS 09.02 -		Antriebsachse / Drive Shaft (19) Achsausführung / Axle Version:VP-09 (17) Baumuster / Model:H51 (22)
	18.310, 18.320 FAC, FHLC 05.04 - 18.310, 18.320 FAS, FALS, FHLS, FHLS/M 05.04 - 18.350, 18.360 FAC, FHLC 05.04 - 18.390, 18.400 FAC, FHLC 05.04 - 18.430, 18.440 FAC, FHLC 05.04 -		Antriebsachse / Drive Shaft (19) Achsausführung / Axle Version:VP-09 (17) ->07.2006 Baumuster / Model:H52 (22)
	18.310, 18.320 FAK, FAK-L, FALK, FALK-L, FHLK, FHLK/M 05.04 - 18.350, 18.360 FAK, FAK-L, FALK, FALK-L, FHLK, FHLK/M 05.04 - 18.350, 18.360 FAS, FALS, FHLS, FHLS/M 05.04 - 18.390, 18.400 FAK, FAK-L, FALK, FALK-L, FHLK, FHLK/M 05.04 - 18.390, 18.400 FAS, FALS, FHLS, FHLS/M 05.04 - 18.430, 18.440 FAK, FALK, FALK-L, FHLK, FHLK/M 05.04 - 18.430, 18.440 FAS, FALS, FHLS, FHLS/M 05.04 -		Antriebsachse / Drive Shaft (19) Achsausführung / Axle Version:VP-09 (17) ->07.2006 Baumuster / Model:H52 (22)
	18.310, 18.320 FAK, FAK-L, FALK, FALK-L, FHLK, FHLK/M 05.04 - 18.350, 18.360 FAK, FAK-L, FALK, FALK-L, FHLK, FHLK/M 05.04 - 18.350, 18.360 FAS, FALS, FHLS, FHLS/M 05.04 - 18.390, 18.400 FAK, FAK-L, FALK, FALK-L, FHLK, FHLK/M 05.04 - 18.390, 18.400 FAS, FALS, FHLS, FHLS/M 05.04 - 18.430, 18.440 FAK, FALK, FALK-L, FHLK, FHLK/M 05.04 - 18.430, 18.440 FAS, FALS, FHLS, FHLS/M 05.04 -		Antriebsachse / Drive Shaft (19) Achsausführung / Axle Version:VP-09 (17) Baumuster / Model:H80 (22)

TGA **4x4** **03.00 -**

<p> 6</p>	<p>Spurstange / Rod Assembly Führungsstange / Guide Rod einseitig verstellbar / Adjustable on one side Länge [mm] / Length [mm]:1679 Konusmaß [mm] / Cone Size [mm]:30 Rohr-Ø [mm] / Pipe Ø [mm]:52 mit Zubehör / With accessories</p>	<p>(7) (35) (87) (53) (42) (64) (123)</p>	<p>25395 01 81.46711.6921 21440 01 21971 01</p>
	<p>18.310, 18.320 FAC, FHLC 05.04 - 18.310, 18.320 FAK, FAK-L, FALK, FALK-L, 05.04 - FHLK, FHLK/M 18.310, 18.320 FAS, FALS, FHLS, FHLS/M 05.04 - 18.350, 18.360 FAC, FHLC 05.04 - 18.350, 18.360 FAK, FAK-L, FALK, FALK-L, 05.04 - FHLK, FHLK/M 18.350, 18.360 FAS, FALS, FHLS, FHLS/M 05.04 - 18.390, 18.400 FAC, FHLC 05.04 - 18.390, 18.400 FAK, FAK-L, FALK, FALK-L, 05.04 - FHLK, FHLK/M 18.390, 18.400 FAS, FALS, FHLS, FHLS/M 05.04 - 18.430, 18.440 FAC, FHLC 05.04 - 18.430, 18.440 FAK, FALK, FALK-L, FHLK, 05.04 - FHLK/M 18.430, 18.440 FAS, FALS, FHLS, FHLS/M 05.04 - 18.480 FHLC 04.06 - 18.480 FHLK, FHLK/M 04.06 - 18.480 FHLS, FHLS/M 04.06 -</p>	<p>Achsausführung / Axle Version:VHK-09-01 Achsausführung / Axle Version:VOK-08 Scheibenbremse / Disc Brake Baumuster / Model:H22 gekrüpfte Vorderachse / Dropped front axle</p>	<p>(17) (17) (66) (22) (110)</p>
<p> 6</p>	<p>Spurstange / Rod Assembly Führungsstange / Guide Rod einseitig verstellbar / Adjustable on one side Länge [mm] / Length [mm]:1585 Konusmaß [mm] / Cone Size [mm]:30 Rohr-Ø [mm] / Pipe Ø [mm]:62 mit Zubehör / With accessories</p>	<p>(7) (35) (87) (53) (42) (64) (123)</p>	<p>26825 01 81.46711.6867 25353 01</p>
	<p>18.310 FAC, FARC 09.02 - 18.310 FAK, FAK-L, FALK 09.02 - 18.310 FAS, FARS 09.02 - 18.360 FAK, FALK, FAK-L, FALK-L 09.02 - 18.360 FAS, FALS, FARS 09.02 - 18.360 FAC, FARC 09.02 - 18.410 FAC, FARC 09.02 - 18.410 FAK, FAK-L, FALK 09.02 - 18.410 FAS, FALS, FARS 09.02 - 18.480 FAC, FARC 09.02 - 18.480 FAK, FAK-L, FALK 09.02 - 18.480 FAS, FALS, FARS 09.02 -</p>	<p>Achsausführung / Axle Version:VP-09-11 07.2006-> Baumuster / Model:H51</p>	<p>(17) (22)</p>
	<p>18.310, 18.320 FAC, FHLC 05.04 - 18.310, 18.320 FAK, FAK-L, FALK, FALK-L, 05.04 - FHLK, FHLK/M 18.310, 18.320 FAS, FALS, FHLS, FHLS/M 05.04 - 18.350, 18.360 FAC, FHLC 05.04 - 18.350, 18.360 FAK, FAK-L, FALK, FALK-L, 05.04 - FHLK, FHLK/M 18.350, 18.360 FAS, FALS, FHLS, FHLS/M 05.04 - 18.390, 18.400 FAC, FHLC 05.04 - 18.390, 18.400 FAK, FAK-L, FALK, FALK-L, 05.04 - FHLK, FHLK/M 18.390, 18.400 FAS, FALS, FHLS, FHLS/M 05.04 - 18.430, 18.440 FAC, FHLC 05.04 - 18.430, 18.440 FAK, FALK, FALK-L, FHLK, 05.04 - FHLK/M</p>	<p>Achsausführung / Axle Version:VP-09-11 Achsausführung / Axle Version:VP-09 07.2006-> Baumuster / Model:H52</p>	<p>(17) (17) (22)</p>










MAN

TGA 4x4 03.00 -

 1	Lenkstange / Centre Rod Assembly Schubstange / Push Rod einseitig verstellbar / Adjustable on one side Länge [mm] / Length [mm]:1021 Rohr-Ø [mm] / Pipe Ø [mm]:52 Konusmaß [mm] / Cone Size [mm]:30 mit Zubehör / With accessories	(4) (68) (87) (53) (64) (42) (123)	30585 01 81.46611.6202  25353 01 21971 01	
	18.310 FAC, FARC 09.02 - 18.310 FAK, FAK-L, FALK 09.02 - 18.310 FAS, FARS 09.02 - 18.360 FAC, FARC 09.02 - 18.410 FAC, FARC 09.02 - 18.410 FAK, FAK-L, FALK 09.02 - 18.410 FAS, FALS, FARS 09.02 - 18.480 FAC, FARC 09.02 - 18.480 FAK, FAK-L, FALK 09.02 - 18.360 FAK, FALK, FAK-L, FALK-L 09.02 - 18.360 FAS, FALS, FARS 09.02 -		RHD  Lenkstockhebel zur 1. VA / Pitman Arm to 1st FA für Lenkgetriebe-ID / For steering gear ID:ZF 8098 Baumuster / Model:H51 Achslast [t] / Axle Load [t]:>8,2	(48) (101) (22) (18)
	18.360 FAK, FALK, FAK-L, FALK-L 09.02 - 18.360 FAS, FALS, FARS 09.02 -		RHD  Lenkstockhebel zur 1. VA / Pitman Arm to 1st FA für Lenkgetriebe-ID / For steering gear ID:ZF 8098 Baumuster / Model:H51 Achslast [t] / Axle Load [t]:>8,2	(48) (101) (22) (18)
	18.360 FAK, FALK, FAK-L, FALK-L 09.02 - 18.360 FAS, FALS, FARS 09.02 -		RHD  Lenkstockhebel zur 1. VA / Pitman Arm to 1st FA für Lenkgetriebe-ID / For steering gear ID:ZF 8098 Baumuster / Model:H70	(48) (101) (22)
	18.310, 18.320 FAC, FHLC 05.04 - 18.310, 18.320 FAS, FALS, FHLS, FHLS/M 05.04 - 18.350, 18.360 FAC, FHLC 05.04 - 18.390, 18.400 FAC, FHLC 05.04 - 18.430, 18.440 FAC, FHLC 05.04 -		RHD  Lenkstockhebel zur 1. VA / Pitman Arm to 1st FA für Lenkgetriebe-ID / For steering gear ID:ZF 8098 Baumuster / Model:H52	(48) (101) (22)
	18.310, 18.320 FAK, FAK-L, FALK, FALK-L, FHLK, FHLK/M 05.04 - 18.350, 18.360 FAK, FAK-L, FALK, FALK-L, FHLK, FHLK/M 05.04 - 18.350, 18.360 FAS, FALS, FHLS, FHLS/M 05.04 - 18.390, 18.400 FAK, FAK-L, FALK, FALK-L, FHLK, FHLK/M 05.04 - 18.390, 18.400 FAS, FALS, FHLS, FHLS/M 05.04 - 18.430, 18.440 FAK, FALK, FALK-L, FHLK, FHLK/M 05.04 - 18.430, 18.440 FAS, FALS, FHLS, FHLS/M 05.04 -		RHD  Lenkstockhebel zur 1. VA / Pitman Arm to 1st FA für Lenkgetriebe-ID / For steering gear ID:ZF 8098 Baumuster / Model:H52 H80	(48) (101) (22)
 1	Lenkstange / Centre Rod Assembly Schubstange / Push Rod einseitig verstellbar / Adjustable on one side Länge [mm] / Length [mm]:993 Konusmaß [mm] / Cone Size [mm]:30 Rohr-Ø [mm] / Pipe Ø [mm]:52 mit Zubehör / With accessories	(4) (68) (87) (53) (42) (64) (123)	30592 01 81.46611.6198  21971 01 25353 01	
	18.480 FAS, FALS, FARS 09.02 -		 Lenkstockhebel zur 1. VA / Pitman Arm to 1st FA für Lenkgetriebe-ID / For steering gear ID:ZF 8098 Baumuster / Model:H05	(48) (101) (22)
	18.310, 18.320 FAC, FHLC 05.04 - 18.310, 18.320 FAK, FAK-L, FALK, FALK-L, FHLK, FHLK/M 05.04 - 18.310, 18.320 FAS, FALS, FHLS, FHLS/M 05.04 - 18.350, 18.360 FAC, FHLC 05.04 - 18.350, 18.360 FAK, FAK-L, FALK, FALK-L, FHLK, FHLK/M 05.04 - 18.350, 18.360 FAS, FALS, FHLS, FHLS/M 05.04 - 18.390, 18.400 FAC, FHLC 05.04 - 18.390, 18.400 FAK, FAK-L, FALK, FALK-L, FHLK, FHLK/M 05.04 - 18.390, 18.400 FAS, FALS, FHLS, FHLS/M 05.04 - 18.430, 18.440 FAC, FHLC 05.04 - 18.430, 18.440 FAK, FALK, FALK-L, FHLK, FHLK/M 05.04 - 18.430, 18.440 FAS, FALS, FHLS, FHLS/M 05.04 - 18.480 FHLC 04.06 - 18.480 FHLK, FHLK/M 04.06 - 18.480 FHLS, FHLS/M 04.06 -		 Lenkstockhebel zur 1. VA / Pitman Arm to 1st FA Baumuster / Model:H22	(48) (22)






TGA 4x4 03.00 -

 10	Lenker, Radaufhängung / Track Control Arm Längslenker / Trailing Arm nicht verstellbar / Not adjustable Länge [mm] / Length [mm]:596 Rohr-Ø [mm] / Pipe Ø [mm]:48 Bohrung-Ø 1 / Bohrung-Ø 2 [mm] / Bore Ø 1 / Bore Ø 2 [mm]:19/19 Lochabstand 1/Lochabstand 2 / Hole Pitch 1/ Hole Pitch 2:130/130 Molekularlager / Molecular Bearing	(3) (54) (136) (53) (64) (24) (50) (57)	25041 01 81.43220.6196 ® 30610 01	
	18.360 FAK, FALK, FAK-L, FALK-L 09.02 - 18.360 FAS, FALS, FARS 09.02 -	 1.HA / 1st RA Achsausführung / Axle Version:HP-1352 Achslast [t] / Axle Load [t]:13 Baumuster / Model:H70	(12) (17) (18) (22)	
	18.310, 18.320 FAC, FHLC 05.04 - 18.310, 18.320 FAS, FALS, FHLS, FHLS/M 05.04 - 18.350, 18.360 FAC, FHLC 05.04 - 18.390, 18.400 FAC, FHLC 05.04 - 18.430, 18.440 FAC, FHLC 05.04 - 18.480 FHLC 04.06 - 18.480 FHLK, FHLK/M 04.06 - 18.480 FHLS, FHLS/M 04.06 -	 Antriebsachse / Drive Shaft Achsausführung / Axle Version:HP-1352 Achslast [t] / Axle Load [t]:13 Baumuster / Model:H22	(19) (17) (18) (22)	
	18.310, 18.320 FAK, FAK-L, FALK, FALK-L, FHLK, FHLK/M 05.04 - 18.350, 18.360 FAK, FAK-L, FALK, FALK-L, FHLK, FHLK/M 05.04 - 18.350, 18.360 FAS, FALS, FHLS, FHLS/M 05.04 - 18.390, 18.400 FAK, FAK-L, FALK, FALK-L, FHLK, FHLK/M 05.04 - 18.390, 18.400 FAS, FALS, FHLS, FHLS/M 05.04 - 18.430, 18.440 FAK, FALK, FALK-L, FHLK, FHLK/M 05.04 - 18.430, 18.440 FAS, FALS, FHLS, FHLS/M 05.04 -	 Antriebsachse / Drive Shaft Achsausführung / Axle Version:HP-1352 Achslast [t] / Axle Load [t]:13 Baumuster / Model:H22 H80	(19) (17) (18) (22)	
 10	Lenker, Radaufhängung / Track Control Arm Längslenker / Trailing Arm nicht verstellbar / Not adjustable Länge [mm] / Length [mm]:572 Lochabstand 1/Lochabstand 2 / Hole Pitch 1/ Hole Pitch 2:130/130 Bohrung-Ø 1 / Bohrung-Ø 2 [mm] / Bore Ø 1 / Bore Ø 2 [mm]:19/19 Rohr-Ø [mm] / Pipe Ø [mm]:48 Molekularlager / Molecular Bearing	(3) (54) (136) (53) (50) (24) (64) (57)	25209 02 81.43220.6229 ® 23211 01	
	18.310, 18.320 FAC, FHLC 05.04 - 18.310, 18.320 FAK, FAK-L, FALK, FALK-L, FHLK, FHLK/M 05.04 - 18.310, 18.320 FAS, FALS, FHLS, FHLS/M 05.04 - 18.350, 18.360 FAC, FHLC 05.04 - 18.350, 18.360 FAK, FAK-L, FALK, FALK-L, FHLK, FHLK/M 05.04 - 18.350, 18.360 FAS, FALS, FHLS, FHLS/M 05.04 - 18.390, 18.400 FAC, FHLC 05.04 - 18.390, 18.400 FAK, FAK-L, FALK, FALK-L, FHLK, FHLK/M 05.04 - 18.390, 18.400 FAS, FALS, FHLS, FHLS/M 05.04 - 18.430, 18.440 FAC, FHLC 05.04 - 18.430, 18.440 FAK, FALK, FALK-L, FHLK, FHLK/M 05.04 - 18.430, 18.440 FAS, FALS, FHLS, FHLS/M 05.04 - 18.480 FHLC 04.06 - 18.480 FHLK, FHLK/M 04.06 - 18.480 FHLS, FHLS/M 04.06 -	 Vorlaufachse / Leading Axle Baumuster / Model:H22	(71) (22)	
	18.310, 18.320 FAC, FHLC 05.04 - 18.310, 18.320 FAK, FAK-L, FALK, FALK-L, FHLK, FHLK/M 05.04 - 18.310, 18.320 FAS, FALS, FHLS, FHLS/M 05.04 - 18.350, 18.360 FAC, FHLC 05.04 - 18.350, 18.360 FAK, FAK-L, FALK, FALK-L, FHLK, FHLK/M 05.04 - 18.350, 18.360 FAS, FALS, FHLS, FHLS/M 05.04 - 18.390, 18.400 FAC, FHLC 05.04 - 18.390, 18.400 FAK, FAK-L, FALK, FALK-L, FHLK, FHLK/M 05.04 - 18.390, 18.400 FAS, FALS, FHLS, FHLS/M 05.04 - 18.430, 18.440 FAC, FHLC 05.04 - 18.430, 18.440 FAK, FALK, FALK-L, FHLK, FHLK/M 05.04 - 18.430, 18.440 FAS, FALS, FHLS, FHLS/M 05.04 - 18.480 FHLC 04.06 - 18.480 FHLK, FHLK/M 04.06 - 18.480 FHLS, FHLS/M 04.06 -	 Antriebsachse / Drive Shaft nicht für / Not for:HP-1352 Baumuster / Model:H22	(19) (128) (22)	











MAN

TGA 4x4 03.00 -

8	<p>Lenker, Radaufhängung / Track Control Arm Dreieckslenker / A-Frame Dreieckslenker (NKW) / A-Frame (CV) Länge [mm] / Length [mm]:627 Lochabstand 1/Lochabstand 2 / Hole Pitch 1/ Hole Pitch 2:130/130 Bohrung-Ø 1 / Bohrung-Ø 2 [mm] / Bore Ø 1 / Bore Ø 2 [mm]:23/23 Rohr-Ø [mm] / Pipe Ø [mm]:48</p>	(3) (31) (32) (53) (50) (24) (64)	<p>25210 01 81.43270.6096 © 30588 01 © 31139 01</p> 
	18.310, 18.320 FAC, FHLC 05.04 - 18.310, 18.320 FAK, FAK-L, FALK, FALK-L, FHLK, FHLK/M 05.04 - 18.310, 18.320 FAS, FALS, FHLS, FHLS/M 05.04 - 18.350, 18.360 FAC, FHLC 05.04 - 18.350, 18.360 FAK, FAK-L, FALK, FALK-L, FHLK, FHLK/M 05.04 - 18.350, 18.360 FAS, FALS, FHLS, FHLS/M 05.04 - 18.390, 18.400 FAC, FHLC 05.04 - 18.390, 18.400 FAK, FAK-L, FALK, FALK-L, FHLK, FHLK/M 05.04 - 18.390, 18.400 FAS, FALS, FHLS, FHLS/M 05.04 - 18.430, 18.440 FAC, FHLC 05.04 - 18.430, 18.440 FAK, FALK, FALK-L, FHLK, FHLK/M 05.04 - 18.430, 18.440 FAS, FALS, FHLS, FHLS/M 05.04 - 18.480 FHLC 04.06 - 18.480 FHLK, FHLK/M 04.06 - 18.480 FHLS, FHLS/M 04.06 -		 Antriebsachse / Drive Shaft (19) Achsausführung / Axle Version:HY-1350-03 (17) Achsausführung / Axle Version:HY-1350-09 (17) Baumuster / Model:H22 (22)
	18.310, 18.320 FAC, FHLC 05.04 - 18.310, 18.320 FAK, FAK-L, FALK, FALK-L, FHLK, FHLK/M 05.04 - 18.310, 18.320 FAS, FALS, FHLS, FHLS/M 05.04 - 18.350, 18.360 FAC, FHLC 05.04 - 18.350, 18.360 FAK, FAK-L, FALK, FALK-L, FHLK, FHLK/M 05.04 - 18.350, 18.360 FAS, FALS, FHLS, FHLS/M 05.04 - 18.390, 18.400 FAC, FHLC 05.04 - 18.390, 18.400 FAK, FAK-L, FALK, FALK-L, FHLK, FHLK/M 05.04 - 18.390, 18.400 FAS, FALS, FHLS, FHLS/M 05.04 - 18.430, 18.440 FAC, FHLC 05.04 - 18.430, 18.440 FAK, FALK, FALK-L, FHLK, FHLK/M 05.04 - 18.430, 18.440 FAS, FALS, FHLS, FHLS/M 05.04 - 18.480 FHLC 04.06 - 18.480 FHLK, FHLK/M 04.06 - 18.480 FHLS, FHLS/M 04.06 -		 Vorlaufachse / Leading Axle (71) Baumuster / Model:H22 (22)








TGA		4x4	03.00 -			
 8	Lenker, Radaufhängung / Track Control Arm Dreieckslenker (NKW) / A-Frame (CV) Dreieckslenker / A-Frame Länge [mm] / Length [mm]:627 Rohr-Ø [mm] / Pipe Ø [mm]:48 Bohrung-Ø 1 / Bohrung-Ø 2 [mm] / Bore Ø 1 / Bore Ø 2 [mm]:25/25/25 Lochabstand 1/Lochabstand 2 / Hole Pitch 1/ Hole Pitch 2:130/130/152 Molekularlager / Molecular Bearing	(3) (32) (31) (53) (64) (24) (50) (57)		26053 01 81.43270.6087 © 25157 01		
	18.360 FAK, FALK, FAK-L, FALK-L 18.360 FAS, FALS, FARS	09.02 - 09.02 -		Antriebsachse / Drive Shaft Achsausführung / Axle Version:HP-1352 Achslast [t] / Axle Load [t]:>13 Baumuster / Model:H70 Ausrichtung des Zentralgelenkes beachten! / Observe alignment of central link	(19) (17) (18) (22) (20)	
	18.310, 18.320 FAC, FHLC 18.310, 18.320 FAS, FALS, FHLS, FHLS/M 18.350, 18.360 FAC, FHLC 18.390, 18.400 FAC, FHLC 18.430, 18.440 FAC, FHLC 18.480 FHLC 18.480 FHLK, FHLK/M 18.480 FHLS, FHLS/M	05.04 - 05.04 - 05.04 - 05.04 - 05.04 - 04.06 - 04.06 - 04.06 -		Antriebsachse / Drive Shaft Achsausführung / Axle Version:HP-1352 Achslast [t] / Axle Load [t]:>13 Baumuster / Model:H22 Ausrichtung des Zentralgelenkes beachten! / Observe alignment of central link	(19) (17) (18) (22) (20)	
	18.310, 18.320 FAK, FAK-L, FALK, FALK-L, FHLK, FHLK/M 18.350, 18.360 FAK, FAK-L, FALK, FALK-L, FHLK, FHLK/M 18.350, 18.360 FAS, FALS, FHLS, FHLS/M 18.390, 18.400 FAK, FAK-L, FALK, FALK-L, FHLK, FHLK/M 18.390, 18.400 FAS, FALS, FHLS, FHLS/M 18.430, 18.440 FAK, FALK, FALK-L, FHLK, FHLK/M 18.430, 18.440 FAS, FALS, FHLS, FHLS/M	05.04 - 05.04 - 05.04 - 05.04 - 05.04 - 05.04 - 05.04 -		Antriebsachse / Drive Shaft Achsausführung / Axle Version:HP-1352 Achslast [t] / Axle Load [t]:>13 Baumuster / Model:H22 H80 Ausrichtung des Zentralgelenkes beachten! / Observe alignment of central link	(19) (17) (18) (22) (20)	
	Lenker, Radaufhängung / Track Control Arm Vierpunktenker (NKW) / Four-Point Steering Arm (CV) nicht verstellbar / Not adjustable Länge [mm] / Length [mm]:572 Bohrung-Ø [mm] / Bore Ø [mm]:25 Lochabstand 1/Lochabstand 2 / Hole Pitch 1/ Hole Pitch 2:130 Molekularlager / Molecular Bearing	(3) (70) (136) (53) (26) (50) (57)		27601 01 81.43220.6327 © 30751 01		
	18.310, 18.320 FAC, FHLC 18.310, 18.320 FAK, FAK-L, FALK, FALK-L, FHLK, FHLK/M 18.310, 18.320 FAS, FALS, FHLS, FHLS/M 18.350, 18.360 FAC, FHLC 18.350, 18.360 FAK, FAK-L, FALK, FALK-L, FHLK, FHLK/M 18.350, 18.360 FAS, FALS, FHLS, FHLS/M 18.390, 18.400 FAC, FHLC 18.390, 18.400 FAK, FAK-L, FALK, FALK-L, FHLK, FHLK/M 18.390, 18.400 FAS, FALS, FHLS, FHLS/M 18.430, 18.440 FAC, FHLC 18.430, 18.440 FAK, FALK, FALK-L, FHLK, FHLK/M 18.430, 18.440 FAS, FALS, FHLS, FHLS/M 18.480 FHLC 18.480 FHLK, FHLK/M 18.480 FHLS, FHLS/M	05.04 - 05.04 - 05.04 - 05.04 - 05.04 - 05.04 - 05.04 - 05.04 - 05.04 - 05.04 - 05.04 - 05.04 - 05.04 - 04.06 - 04.06 - 04.06 -		Achslast [t] / Axle Load [t]:>13 für / for:FN 200 Baumuster / Model:H22	(18) (89) (22)	



MAN

TGA 4x4 03.00 -

 8	Lenker, Radaufhängung / Track Control Arm Dreieckslenker (NKW) / A-Frame (CV) Länge [mm] / Length [mm]:713 Länge [mm] / Length [mm]:578,6 Rohr-Ø [mm] / Pipe Ø [mm]:48 Bohrung-Ø 1 / Bohrung-Ø 2 [mm] / Bore Ø 1 / Bore Ø 2 [mm]:25/23/23 Lochabstand 1/Lochabstand 2 / Hole Pitch 1/ Hole Pitch 2:130/130/130 Molekularlager / Molecular Bearing	(3) (32) (53) (53) (64) (24) (50) (57)	34368 01 81.43270.6102 © 25157 01 
	18.310, 18.320 FAC, FHLC 05.04 - 18.310, 18.320 FAK, FAK-L, FALK, FALK-L, FHLK, FHLK/M 05.04 - 18.310, 18.320 FAS, FALS, FHLS, FHLS/M 05.04 - 18.350, 18.360 FAC, FHLC 05.04 - 18.350, 18.360 FAK, FAK-L, FALK, FALK-L, FHLK, FHLK/M 05.04 - 18.350, 18.360 FAS, FALS, FHLS, FHLS/M 05.04 - 18.390, 18.400 FAC, FHLC 05.04 - 18.390, 18.400 FAK, FAK-L, FALK, FALK-L, FHLK, FHLK/M 05.04 - 18.390, 18.400 FAS, FALS, FHLS, FHLS/M 05.04 - 18.430, 18.440 FAC, FHLC 05.04 - 18.430, 18.440 FAK, FALK, FALK-L, FHLK, FHLK/M 05.04 - 18.430, 18.440 FAS, FALS, FHLS, FHLS/M 05.04 - 18.480 FHLC 04.06 - 18.480 FHLK, FHLK/M 04.06 -		 Vorlaufachse / Leading Axle Baumuster / Model:H22 (71) (22)
 7	Spurstange / Rod Assembly Führungsstange / Guide Rod einseitig verstellbar / Adjustable on one side Länge [mm] / Length [mm]:1392 Konusmaß [mm] / Cone Size [mm]:30 Rohr-Ø [mm] / Pipe Ø [mm]:60 mit Zubehör / With accessories	(7) (35) (87) (53) (42) (64) (123)	34594 01 81.46711.6865 25353 01 21971 01 
	18.310, 18.320 FAC, FHLC 05.04 - 18.310, 18.320 FAK, FAK-L, FALK, FALK-L, FHLK, FHLK/M 05.04 - 18.310, 18.320 FAS, FALS, FHLS, FHLS/M 05.04 - 18.350, 18.360 FAC, FHLC 05.04 - 18.350, 18.360 FAK, FAK-L, FALK, FALK-L, FHLK, FHLK/M 05.04 - 18.350, 18.360 FAS, FALS, FHLS, FHLS/M 05.04 - 18.390, 18.400 FAC, FHLC 05.04 - 18.390, 18.400 FAK, FAK-L, FALK, FALK-L, FHLK, FHLK/M 05.04 - 18.390, 18.400 FAS, FALS, FHLS, FHLS/M 05.04 - 18.430, 18.440 FAC, FHLC 05.04 - 18.430, 18.440 FAK, FALK, FALK-L, FHLK, FHLK/M 05.04 - 18.430, 18.440 FAS, FALS, FHLS, FHLS/M 05.04 - 18.480 FHLC 04.06 - 18.480 FHLK, FHLK/M 04.06 - 18.480 FHLS, FHLS/M 04.06 -		Vorlaufachse / Leading Axle für Fahrzeuge mit gelenkter Vorlaufachse / For vehicles with hinged leading axle Achsausführung / Axle Version:LOL-08 Baumuster / Model:H22 (71) (96) (17) (22)








Pos



Ref.
















MAN

TGA	4x4	03.00 -		
 13	Stange/Strebe, Stabilisator / Link Stabiliser Koppelstange / Coupling Rod Länge [mm] / Length [mm]:450 Rohr-Ø [mm] / Pipe Ø [mm]:50 Bohrung-Ø [mm] / Bore Ø [mm]:22		(9) (43) (53) (64) (26)	34597 01 82.43718.5028 
	18.310 FAK, FAK-L, FALK 18.360 FAK, FALK, FAK-L, FALK-L 18.360 FAS, FALS, FARS 18.410 FAK, FAK-L, FALK 18.410 FAS, FALS, FARS 18.480 FAK, FAK-L, FALK 18.480 FAS, FALS, FARS 18.530 FAK, FALK 18.530 FAS, FALS	09.02 - 09.02 - 09.02 - 09.02 - 09.02 - 09.02 - 09.02 - 04.04 - 04.04 -	 Antriebsachse / Drive Shaft Achsausführung / Axle Version:HP-1352 Baumuster / Model:H70	(19) (17) (22)
	18.310, 18.320 FAK, FAK-L, FALK, FALK-L, FHLK, FHLK/M 18.310, 18.320 FAS, FALS, FHLS, FHLS/M 18.350, 18.360 FAK, FAK-L, FALK, FALK-L, FHLK, FHLK/M 18.350, 18.360 FAS, FALS, FHLS, FHLS/M 18.390, 18.400 FAK, FAK-L, FALK, FALK-L, FHLK, FHLK/M 18.390, 18.400 FAS, FALS, FHLS, FHLS/M 18.430, 18.440 FAK, FALK, FALK-L, FHLK, FHLK/M 18.430, 18.440 FAS, FALS, FHLS, FHLS/M 18.480 FAS, FALS	05.04 - 05.04 - 05.04 - 05.04 - 05.04 - 05.04 - 05.04 - 02.06 -	 Antriebsachse / Drive Shaft Achsausführung / Axle Version:HP-1352 Baumuster / Model:H80	(19) (17) (22)
 13	Stange/Strebe, Stabilisator / Link Stabiliser Koppelstange / Coupling Rod Länge [mm] / Length [mm]:400 Rohr-Ø [mm] / Pipe Ø [mm]:50 Bohrung-Ø [mm] / Bore Ø [mm]:22		(9) (43) (53) (64) (26)	34598 01 81.43718.5133 
	18.310, 18.320 FAC, FHLC 18.310, 18.320 FAK, FAK-L, FALK, FALK-L, FHLK, FHLK/M 18.310, 18.320 FAS, FALS, FHLS, FHLS/M 18.350, 18.360 FAC, FHLC 18.350, 18.360 FAK, FAK-L, FALK, FALK-L, FHLK, FHLK/M 18.350, 18.360 FAS, FALS, FHLS, FHLS/M 18.390, 18.400 FAC, FHLC 18.390, 18.400 FAK, FAK-L, FALK, FALK-L, FHLK, FHLK/M 18.390, 18.400 FAS, FALS, FHLS, FHLS/M 18.430, 18.440 FAC, FHLC 18.430, 18.440 FAK, FALK, FALK-L, FHLK, FHLK/M 18.430, 18.440 FAS, FALS, FHLS, FHLS/M 18.480 FHLC 18.480 FHLK, FHLK/M 18.480 FHLS, FHLS/M	05.04 - 05.04 - 05.04 - 05.04 - 05.04 - 05.04 - 05.04 - 05.04 - 05.04 - 05.04 - 05.04 - 05.04 - 05.04 - 05.04 - 05.04 - 04.06 - 04.06 - 04.06 -	 Antriebsachse / Drive Shaft Achsausführung / Axle Version:HP-1352 Achslast [t] / Axle Load [t]:13 Baumuster / Model:H22	(19) (17) (18) (22)



MAN

TGA 6x2 03.00 -

 19	Lenker, Radaufhängung / Track Control Arm Querlenker / Control Arm nicht verstellbar / Not adjustable Länge [mm] / Length [mm]:941 Lochabstand 1/Lochabstand 2 / Hole Pitch 1/ Hole Pitch 2:115/115 Bohrung-Ø 1 / Bohrung-Ø 2 [mm] / Bore Ø 1 / Bore Ø 2 [mm]:17/17 Rohr-Ø [mm] / Pipe Ø [mm]:60 Molekularlager / Molecular Bearing	(3) (61) (136) (53) (50) (24) (64) (57)	25207 01 ® 25208 01	81.43220.6260 
	26.410 FNLC, FNLLC, FNLLW, FNLRC, FNLLRC, FVLC 04.00 -	 Achslast [t] / Axle Load [t]:7,1 (18) Achslast [t] / Axle Load [t]:8,2 (18) Achslast [t] / Axle Load [t]:8,5 (18) Baumuster / Model:H20 (22)		
26.410 FNLC, FNLLC, FNLLW, FNLRC, FNLLRC, FVLC 04.00 -	 Achslast [t] / Axle Load [t]:8,5 (18) Baumuster / Model:H23 (22)			
26.460 FNLC, FNLRC, FNLLC, FNLLRW, FNLLRC 04.00 -	 Achslast [t] / Axle Load [t]:7,1 (18) Achslast [t] / Axle Load [t]:8,2 (18) Achslast [t] / Axle Load [t]:8,5 (18) Baumuster / Model:H20 (22)			
24.360 FNLLC/N, FNLLW, FNLLRW, FNLLRC 24.410 FNLLC/N, FNLLW, FNLLRW 24.460 FNLLC/N, FNLLW, FNLLRC, FNLLRW 24.480 FNLLC/N, FNLLW, FNLLRC, FNLLRW 24.530 FNLLC/N, FNLLW, FNLLRW 09.01 - 09.01 - 09.01 - 09.02 - 09.01 -	 Achslast [t] / Axle Load [t]:7,1 (18) Achslast [t] / Axle Load [t]:7,5 (18) Baumuster / Model:H44 (22)			
26.280 FNLC, FNLLC, FNLLW 26.330 FNLC, FNLLC, FNLLW 11.02 - 11.02 -	 Achslast [t] / Axle Load [t]:8,5 (18) Baumuster / Model:H19 (22)			
28.310 FNLC, FNLLC, FNLRC 28.410 FNLC, FNLLC, FNLRC 09.02 - 09.02 -	 Achslast [t] / Axle Load [t]:8,5 (18) Baumuster / Model:H71 H86 (22)			
28.310 FNLS, FNLRS 28.360 FNLC, FNLLC, 6x2 28.360 FNLS, FNLRS 28.410 FNLS, FNLRS 28.460 FNLC, FNLLC, FNLRC 28.460 FNLS, FNLRS 28.480 FNLC, FNLLC, FNLRC 28.480 FNLS, FNLRS 28.510 FNLC, FNLLC, FNLRC 28.510 FNLS, FNLRS 28.530 FNLC, FNLLC, FNLRC 28.530 FNLS, FNLRS 09.02 - 09.02 - 09.02 - 09.02 - 09.02 - 09.02 - 09.02 - 09.02 - 09.02 - 09.02 -	 Achslast [t] / Axle Load [t]:8,5 (18) Baumuster / Model:H86 (22)			
24.350, 24.360 FNLLC, FNLLW/N, FNLLRW 24.390, 24.400 FNLLC/N, FNLLW/N, FNLLRC, FNLLRW 24.430, 24.440 FNLLC/N, FNLRC, FNLLW 24.540 FNLLC/N, FLLCW/N 05.04 - 05.04 - 05.04 - 01.06 -	 Achslast [t] / Axle Load [t]:7,1 (18) Achslast [t] / Axle Load [t]:7,5 (18) Baumuster / Model:H45 (22)			
26.310, 26.320 FNLC, FNLLC, FNLRC, FNLLRC, FNLLW 26.310, 26.320 FNLS, FNLLS, FNLRS, FNLLRS 26.350, 26.360 FNLS, FNLLS, FNLRS, FNLLRS, FPLS, FPLRS 26.390, 26.400 FNLC, FNLLC, FNLLW, FNLRC, FNLLRC 26.390, 26.400 FNLS, FNLLS, FNLRS, FNLLRS, FPLS, FPLRS 26.430, 26.440, FNLS, FNLLS, FNLRS, FNLLRS, FPLS, FPLRS 05.04 - 05.04 - 05.04 - 05.04 - 05.04 - 05.04 -	 Achslast [t] / Axle Load [t]:8,5 (18) Baumuster / Model:H21 (22)			
26.350, 26.360 FNLC, FNLLC, FNLLW, FNLRC, FNLLRC 05.04 -	 Achslast [t] / Axle Load [t]:7,1 (18) Achslast [t] / Axle Load [t]:7,5 (18) Baumuster / Model:H45 (22)			
26.350, 26.360 FNLC, FNLLC, FNLLW, FNLRC, FNLLRC 05.04 -	 Achslast [t] / Axle Load [t]:8,5 (18) Baumuster / Model:H21 (22)			






Pos



Ref.





MAN

TGA		6x2	03.00 -	
 6	Spurstange / Rod Assembly Führungsstange / Guide Rod beidseitig verstellbar / Adjustable on both sides Länge [mm] / Length [mm]:1652 Konusmaß [mm] / Cone Size [mm]:30 Rohr-Ø [mm] / Pipe Ø [mm]:50 mit Zubehör / With accessories	(7) (35) (85) (53) (42) (64) (123)		11768 01 81.46711.6725  11492 02  11505 02 
	26.410 FNLC, FNLLC, FNLLW, FNLRC, FNLLRC, FVLC 26.460 FNLC, FNLRC, FNLLC, FNLLRW, FNLLRC	04.00 - 04.00 -	 Achsausführung / Axle Version:VO-09- Scheibenbremse / Disc Brake Baumuster / Model:H17 gerade Vorderachse / straight front axle	(17) (66) (22) (112)












MAN

TGA 6x2 03.00 -

 6	<p>Spurstange / Rod Assembly Führungsstange / Guide Rod einseitig verstellbar / Adjustable on one side Länge [mm] / Length [mm]:1679 Konusmaß [mm] / Cone Size [mm]:30 Rohr-Ø [mm] / Pipe Ø [mm]:52 mit Zubehör / With accessories</p>	(7) (35) (87) (53) (42) (64) (123)	<p>25395 01 81.46711.6921 21440 01 21971 01</p> 	
	26.410 FNLC, FNLLC, FNLLW, FNLC, FNLLRC, FVLC	04.00 -	Achsausführung / Axle Version:VHK-09-01 Scheibenbremse / Disc Brake Baumuster / Model:H20 gekröpfte Vorderachse / Dropped front axle	(17) (66) (22) (110)
	26.410 FNLC, FNLLC, FNLLW, FNLC, FNLLRC, FVLC	04.00 -	Achsausführung / Axle Version:VOK-08 Achsausführung / Axle Version:VOK-09 Scheibenbremse / Disc Brake Baumuster / Model:H17 H20 H23 gekröpfte Vorderachse / Dropped front axle	(17) (17) (66) (22) (110)
	26.460 FNLC, FNLC, FNLLC, FNLLRW, FNLLRC	04.00 -	Achsausführung / Axle Version:VHK-09-01 Scheibenbremse / Disc Brake Baumuster / Model:H20 gekröpfte Vorderachse / Dropped front axle	(17) (66) (22) (110)
	26.460 FNLC, FNLC, FNLLC, FNLLRW, FNLLRC	04.00 -	Achsausführung / Axle Version:VOK-08 Achsausführung / Axle Version:VOK-09 Scheibenbremse / Disc Brake Baumuster / Model:H17 H20 gekröpfte Vorderachse / Dropped front axle	(17) (17) (66) (22) (110)
	24.360 FNLLC/N, FNLLW, FNLLRW, FNLLRC 24.410 FNLLC/N, FNLLW, FNLLRW 24.460 FNLLC/N, FNLLW, FNLLRC, FNLLRW 24.480 FNLLC/N, FNLLW, FNLLRC, FNLLRW 24.510 FNLLC/N, FNLLW, FNLLRW 24.530 FNLLC/N, FNLLW, FNLLRW	09.01 - 09.01 - 09.01 - 09.02 - 09.01 - 09.01 -	Achsausführung / Axle Version:VOK-08 Scheibenbremse / Disc Brake Baumuster / Model:H44 gekröpfte Vorderachse / Dropped front axle	(17) (66) (22) (110)
	26.280 FNLC, FNLLC, FNLLW 26.330 FNLC, FNLLC, FNLLW	11.02 - 11.02 -	Achsausführung / Axle Version:VOK-08 Scheibenbremse / Disc Brake Baumuster / Model:H16 H19 gekröpfte Vorderachse / Dropped front axle	(17) (66) (22) (110)
	28.310 FNLC, FNLLC, FNLC 28.410 FNLC, FNLLC, FNLC	09.02 - 09.02 -	Achsausführung / Axle Version:VOK-08 Achsausführung / Axle Version:VOK-09 Scheibenbremse / Disc Brake Baumuster / Model:H71 H86 gekröpfte Vorderachse / Dropped front axle	(17) (17) (66) (22) (110)
	28.310 FNLS, FNLS 28.360 FNLC, FNLLC, 6x2 28.360 FNLS, FNLS 28.410 FNLS, FNLS 28.460 FNLC, FNLLC, FNLC 28.460 FNLS, FNLS 28.480 FNLC, FNLLC, FNLC 28.480 FNLS, FNLS 28.510 FNLC, FNLLC, FNLC 28.510 FNLS, FNLS 28.530 FNLC, FNLLC, FNLC 28.530 FNLS, FNLS	09.02 - 09.02 - 09.02 - 09.02 - 09.02 - 09.02 - 09.02 - 09.02 - 09.02 - 09.02 - 09.02 - 09.02 -	Achsausführung / Axle Version:VOK-08 Achsausführung / Axle Version:VOK-09 Scheibenbremse / Disc Brake Baumuster / Model:H86 gekröpfte Vorderachse / Dropped front axle	(17) (17) (66) (22) (110)
	24.350, 24.360 FNLLC, FNLLW/N, FNLLRW 24.390, 24.400 FNLLC/N, FNLLW/N, FNLLRC, FNLLRW 24.430, 24.440 FNLLC/N, FNLC, FNLLW 24.480 FNLLC/N, FNLLW/N 24.540 FNLLC/N, FNLLW/N	05.04 - 05.04 - 05.04 - 01.06 - 01.06 -	Achsausführung / Axle Version:VOK-08 Scheibenbremse / Disc Brake Baumuster / Model:H45 gekröpfte Vorderachse / Dropped front axle	(17) (66) (22) (110)
	24.350, 24.360 FPLS, FPLRS 24.390, 24.400 FPLS, FPLRS 24.430, 24.440 FPLS, FPLRS 24.480 FPLS, FPLRS	02.04 - 05.04 - 05.04 - 01.06 -	Achsausführung / Axle Version:VOK-09 Achsausführung / Axle Version:VOK-08 Scheibenbremse / Disc Brake Baumuster / Model:H24 gekröpfte Vorderachse / Dropped front axle	(17) (17) (66) (22) (110)
	26.310, 26.320 FNLC, FNLLC, FNLC, FNLLRC, FNLLW 26.310, 26.320 FNLS, FNLS, FNLS, FNLS, FNLS 26.350, 26.360 FNLC, FNLLC, FNLLW, FNLC, FNLLRC 26.390, 26.400 FNLC, FNLLC, FNLLW, FNLC, FNLLRC	05.04 - 05.04 - 05.04 - 05.04 -	Achsausführung / Axle Version:VOK-09 Achsausführung / Axle Version:VOK-08 Scheibenbremse / Disc Brake Baumuster / Model:H18 H21 gekröpfte Vorderachse / Dropped front axle	(17) (17) (66) (22) (110)
	26.350, 26.360 FNLS, FNLS, FNLS, FNLS, FNLS FPLS, FPLRS 26.390, 26.400 FNLS, FNLS, FNLS, FNLS, FNLS FPLS, FPLRS 26.430, 26.440, FNLS, FNLS, FNLS, FNLS, FNLS FNLS, FNLS, FNLS, FNLS, FNLS	05.04 - 05.04 - 05.04 - 05.04 -	Achsausführung / Axle Version:VOK-09 Achsausführung / Axle Version:VOK-08 Scheibenbremse / Disc Brake Baumuster / Model:H18 H21 H24 gekröpfte Vorderachse / Dropped front axle	(17) (17) (66) (22) (110)











TGA		6x2	03.00 -		
 6	Spurstange / Rod Assembly Führungsstange / Guide Rod einseitig verstellbar / Adjustable on one side Länge [mm] / Length [mm]:1679 Konusmaß [mm] / Cone Size [mm]:30 Rohr-Ø [mm] / Pipe Ø [mm]:52 mit Zubehör / With accessories	(7) (35) (87) (53) (42) (64) (123)		25395 01 81.46711.6921 ▲ 21440 01 21971 01	
	26.480 FNLS, FNLLS, FNLRS, FPLS, FVLS, FVLR	02.06 -		Achsausführung / Axle Version:VOK-09 Achsausführung / Axle Version:VOK-08 Scheibenbremse / Disc Brake Baumuster / Model:H18 H24 gekrüpfte Vorderachse / Dropped front axle	(17) (17) (66) (22) (110)
 1	Lenkstange / Centre Rod Assembly Schubstange / Push Rod einseitig verstellbar / Adjustable on one side Länge [mm] / Length [mm]:993 Konusmaß [mm] / Cone Size [mm]:30 Rohr-Ø [mm] / Pipe Ø [mm]:52 mit Zubehör / With accessories	(4) (68) (87) (53) (42) (64) (123)		30592 01 81.46611.6198 21971 01 ▲ 25353 01	
	26.410 FNLC, FNLLC, FNLLW, FNLR, FNLLRC, FVLC	04.00 -		Lenkstockhebel zur 1. VA / Pitman Arm to 1st FA Baumuster / Model:H17 H23	(48) (22)
	26.460 FNLC, FNLR, FNLLC, FNLLRW, FNLLRC	04.00 -		Lenkstockhebel zur 1. VA / Pitman Arm to 1st FA Baumuster / Model:H17	(48) (22)
	26.280 FNLC, FNLLC, FNLLW 26.330 FNLC, FNLLC, FNLLW	11.02 - 11.02 -		Lenkstockhebel zur 1. VA / Pitman Arm to 1st FA Baumuster / Model:H16	(48) (22)
	28.310 FNLC, FNLLC, FNLR 28.310 FNLS, FNLR 28.360 FNLC, FNLLC, 6x2 28.360 FNLS, FNLR 28.410 FNLC, FNLLC, FNLR 28.410 FNLS, FNLR 28.460 FNLC, FNLLC, FNLR 28.460 FNLS, FNLR 28.480 FNLC, FNLLC, FNLR 28.480 FNLS, FNLR 28.510 FNLC, FNLLC, FNLR 28.510 FNLS, FNLR 28.530 FNLC, FNLLC, FNLR 28.530 FNLS, FNLR	09.02 - 09.02 - 09.02 - 09.02 - 09.02 - 09.02 - 09.02 - 09.02 - 09.02 - 09.02 - 09.02 - 09.02 - 09.02 - 09.02 - 09.02 -		Lenkstockhebel zur 1. VA / Pitman Arm to 1st FA Baumuster / Model:H86	(48) (22)
	24.350, 24.360 FPLS, FPLRS 24.390, 24.400 FPLS, FPLRS 24.430, 24.440 FPLS, FPLRS 24.480 FPLS, FPLRS 26.350, 26.360 FNLS, FNLLS, FNLR, FNLLRS, FPLS, FPLRS 26.390, 26.400 FNLS, FNLLS, FNLR, FNLLRS, FPLS, FPLRS 26.430, 26.440 FNLS, FNLLS, FNLR, FNLLRS, FPLS, FPLRS 26.480 FNLS, FNLLS, FNLR, FPLS, FVLS, FVLR	02.04 - 05.04 - 05.04 - 01.06 - 05.04 - 05.04 - 05.04 - 05.04 - 02.06 -		Lenkstockhebel zur 1. VA / Pitman Arm to 1st FA Baumuster / Model:H24	(48) (22)




MAN

TGA 6x2 03.00 -

1	Lenkstange / Centre Rod Assembly Schubstange / Push Rod einseitig verstellbar / Adjustable on one side Länge [mm] / Length [mm]:967 Konusmaß [mm] / Cone Size [mm]:30 Rohr-Ø [mm] / Pipe Ø [mm]:52 mit Zubehör / With accessories	(4) (68) (87) (53) (42) (64) (123)	30593 01 81.46611.6200  25353 01 21971 01
26.410 FNLC, FNLLC, FNLLW, FNLRC, FNLLRC, FVLC 04.00 -	 Lenkstockhebel zur 1. VA / Pitman Arm to 1st FA Baumuster / Model:H20 H23 (48) (22)		
26.460 FNLC, FNLRC, FNLLC, FNLLRW, FNLLRC 04.00 -	 Lenkstockhebel zur 1. VA / Pitman Arm to 1st FA Baumuster / Model:H20 (48) (22)		
24.360 FNLLC/N, FNLLW, FNLLRW, FNLLRC 09.01 - 24.410 FNLLC/N, FNLLW, FNLLRW 09.01 - 24.460 FNLLC/N, FNLLW, FNLLRC, FNLLRW 09.01 - 24.480 FNLLC/N, FNLLW, FNLLRC, FNLLRW 09.02 - 24.510 FNLLC/N, FNLLW, FNLLRW 09.01 - 24.530 FNLLC/N, FNLLW, FNLLRW 09.01 -	 Lenkstockhebel zur 1. VA / Pitman Arm to 1st FA Baumuster / Model:H44 (48) (22)		
26.280 FNLC, FNLLC, FNLLW 11.02 - 26.330 FNLC, FNLLC, FNLLW 11.02 -	 Lenkstockhebel zur 1. VA / Pitman Arm to 1st FA Baumuster / Model:H19 (48) (22)		
28.310 FNLC, FNLLC, FNLRC 09.02 - 28.310 FNLS, FNLS 09.02 - 28.360 FNLC, FNLLC, 6x2 09.02 - 28.360 FNLS, FNLS 09.02 - 28.410 FNLC, FNLLC, FNLRC 09.02 - 28.410 FNLS, FNLS 09.02 - 28.460 FNLC, FNLLC, FNLRC 09.02 - 28.460 FNLS, FNLS 09.02 - 28.480 FNLC, FNLLC, FNLRC 09.02 - 28.480 FNLS, FNLS 09.02 - 28.510 FNLC, FNLLC, FNLRC 09.02 - 28.510 FNLS, FNLS 09.02 - 28.530 FNLC, FNLLC, FNLRC 09.02 - 28.530 FNLS, FNLS 09.02 -	 Lenkstockhebel zur 1. VA / Pitman Arm to 1st FA Baumuster / Model:H86 (48) (22)		
24.350, 24.360 FNLLC, FNLLW/N, FNLLRW 05.04 - 24.390, 24.400 FNLLC/N, FNLLW/N, FNLLRC, FNLLRW 05.04 - 24.430, 24.440 FNLLC/N, FNLRC, FNLLW 05.04 - 24.480 FNLLC/N, FNLLW/N 01.06 - 24.540 FNLLC/N, FLLCW/N 01.06 -	 Lenkstockhebel zur 1. VA / Pitman Arm to 1st FA Baumuster / Model:H45 (48) (22)		
26.310, 26.320 FNLC, FNLLC, FNLRC, FNLLRC, FNLLW 05.04 - 26.310, 26.320 FNLS, FNLS, FNLS, FNLLRS 05.04 - 26.350, 26.360 FNLC, FNLLC, FNLLW, FNLRC, FNLLRC 05.04 - 26.350, 26.360 FNLS, FNLS, FNLS, FNLLRS, FPLS, FPLRS 05.04 - 26.390, 26.400 FNLC, FNLLC, FNLLW, FNLRC, FNLLRC 05.04 - 26.390, 26.400 FNLS, FNLS, FNLS, FNLLRS, FPLS, FPLRS 05.04 - 26.430, 26.440, FNLS, FNLS, FNLS, FNLLRS, FNLLRS, FPLS, FPLRS 05.04 -	 Lenkstockhebel zur 1. VA / Pitman Arm to 1st FA Baumuster / Model:H21 (48) (22)		

















TGA		6x2	03.00 -		11757 02	81.43220.6129
10	Lenker, Radaufhängung / Track Control Arm Längslenker / Trailing Arm Länge [mm] / Length [mm]:577 Lochabstand 1/Lochabstand 2 / Hole Pitch 1/ Hole Pitch 2:130/130 Bohrung-Ø 1 / Bohrung-Ø 2 [mm] / Bore Ø 1 / Bore Ø 2 [mm]:19/19 Rohr-Ø [mm] / Pipe Ø [mm]:48 Molekularlager / Molecular Bearing			(3) (54) (53) (50) (24) (64) (57)		
	26.410 FNLC, FNLLC, FNLLW, FNLC, FNLLRC, FVLC	04.00 -		≡	Schleppachse / trailing axle ->01.2005	(67)
26.460 FNLC, FNLC, FNLLC, FNLLRW, FNLLRC	04.00 -		≡	Baumuster / Model:H17 H20 nicht bei CDC Dämpfern (Continuous Damping Control) / not with CDC dampers (Continuous Damping Control) nicht bei EFR (Elektronische Fahrwerkregelung) / not for Electronic Chassis Control nicht bei RAS (hydraulisch zwangsgelenkte Nachlaufachse) / not with RAS (hydraulically positively steered tag axle)	(22) (124) (125) (126)	
24.360 FNLLC/N, FNLLW, FNLLRW, FNLLRC	09.01 -		≡	Schleppachse / trailing axle ->01.2005	(67)	
24.410 FNLLC/N, FNLLW, FNLLRW	09.01 -		≡	Baumuster / Model:H44	(22)	
24.460 FNLLC/N, FNLLW, FNLLRC, FNLLRW	09.01 -		≡			
24.480 FNLLC/N, FNLLW, FNLLRC, FNLLRW	09.02 -		≡			
24.510 FNLLC/N, FNLLW, FNLLRW	09.01 -		≡			
24.530 FNLLC/N, FNLLW, FNLLRW	09.01 -		≡			
26.280 FNLC, FNLLC, FNLLW	11.02 -		≡	Schleppachse / trailing axle Baumuster / Model:H16 H19	(67) (22)	
26.330 FNLC, FNLLC, FNLLW	11.02 -		≡	nicht bei RAS (hydraulisch zwangsgelenkte Nachlaufachse) / not with RAS (hydraulically positively steered tag axle)	(126)	
28.310 FNLC, FNLLC, FNLC	09.02 -		≡	Schleppachse / trailing axle	(67)	
28.310 FNLS, FNLS	09.02 -		≡	Baumuster / Model:H86	(22)	
28.360 FNLC, FNLLC, 6x2	09.02 -		≡	bei RAS-EC (hydraulisch zwangsgelenkte Nachlaufachse, elektronisch gesteuert) / with RAS-EC (hydraulically positively steered tag axle - Electronically Controlled)	(84)	
28.360 FNLS, FNLS	09.02 -		≡	bei EFR (Elektronische Fahrwerkregelung) / with EFR (Electronic Suspension Control)	(82)	
28.410 FNLC, FNLLC, FNLC	09.02 -		≡			
28.410 FNLS, FNLS	09.02 -		≡			
28.460 FNLC, FNLLC, FNLC	09.02 -		≡			
28.460 FNLS, FNLS	09.02 -		≡			
28.480 FNLC, FNLLC, FNLC	09.02 -		≡			
28.480 FNLS, FNLS	09.02 -		≡			
28.510 FNLC, FNLLC, FNLC	09.02 -		≡			
24.350, 24.360 FNLLC, FNLLW/N, FNLLRW	05.04 -		≡	Schleppachse / trailing axle ->01.2005	(67)	
24.390, 24.400 FNLLC/N, FNLLW/N, FNLLRC, FNLLRW	05.04 -		≡	Baumuster / Model:H45	(22)	
24.430, 24.440 FNLLC/N, FNLC, FNLLW	05.04 -		≡	nicht bei RAS (hydraulisch zwangsgelenkte Nachlaufachse) / not with RAS (hydraulically positively steered tag axle)	(126)	
24.480 FNLLC/N, FNLLW/N	01.06 -		≡			
24.540 FNLLC/N, FNLLW/N	01.06 -		≡			
26.310, 26.320 FNLC, FNLLC, FNLC, FNLLRC, FNLLW	05.04 -		≡	Schleppachse / trailing axle ->01.2005	(67)	
26.310, 26.320 FNLS, FNLS, FNLS, FNLS, FNLLRS, FNLLRS	05.04 -		≡	Baumuster / Model:H18 H21	(22)	
26.350, 26.360 FNLC, FNLLC, FNLLW, FNLC, FNLLRC	05.04 -		≡	nicht bei CDC Dämpfern (Continuous Damping Control) / not with CDC dampers (Continuous Damping Control)	(124)	
26.350, 26.360 FNLS, FNLS, FNLS, FNLS, FNLLRS, FNLLRS, FPLS, FPLRS	05.04 -		≡	nicht bei EFR (Elektronische Fahrwerkregelung) / not for Electronic Chassis Control	(125)	
26.390, 26.400 FNLC, FNLLC, FNLLW, FNLC, FNLLRC	05.04 -		≡	nicht bei RAS (hydraulisch zwangsgelenkte Nachlaufachse) / not with RAS (hydraulically positively steered tag axle)	(126)	
26.390, 26.400 FNLS, FNLS, FNLS, FNLS, FNLLRS, FNLLRS, FPLS, FPLRS	05.04 -		≡			
26.430, 26.440 FNLS, FNLS, FNLS, FNLS, FNLLRS, FNLLRS, FPLS, FPLRS	05.04 -		≡			

















MAN

TGA 6x2 03.00 -

 10	Lenker, Radaufhängung / Track Control Arm	(3)	25209 02	81.43220.6229
	Längslenker / Trailing Arm	(54)		
nicht verstellbar / Not adjustable	(136)			
Länge [mm] / Length [mm]:572	(53)			
Lochabstand 1/Lochabstand 2 / Hole Pitch 1/ Hole Pitch 2:130/130	(50)			
Bohrung-Ø 1 / Bohrung-Ø 2 [mm] / Bore Ø 1 / Bore Ø 2 [mm]:19/19	(24)			
Rohr-Ø [mm] / Pipe Ø [mm]:48	(64)			
Molekularlager / Molecular Bearing	(57)			
26.410 FNLC, FNLLC, FNLLW, FNLRC, FNLLRC, FVLC	04.00 -		Schleppachse / trailing axle	(67)
			für Fahrzeuge mit starrer Nachlaufachse / For vehicles with rigid trailing axle	(97)
			01.2005->	
			Baumuster / Model:H17 H20	(22)
26.410 FNLC, FNLLC, FNLLW, FNLRC, FNLLRC, FVLC	04.00 -		Schleppachse / trailing axle	(67)
			für Fahrzeuge mit gelenkter Nachlaufachse / For vehicles with hinged trailing axle	(95)
			03.2004->	
			Baumuster / Model:H17 H20	(22)
			nicht bei RAS-EC (hydraulisch zwangsgelenkte Nachlaufachse, elektronisch gesteuert) / not with RAS-EC (hydraulically positively steered tag axle, electronic controlled)	(127)
26.410 FNLC, FNLLC, FNLLW, FNLRC, FNLLRC, FVLC	04.00 -		Antriebsachse / Drive Shaft	(19)
			nicht für / Not for:HP-1352	(128)
			Baumuster / Model:H17 H20	(22)
26.410 FNLC, FNLLC, FNLLW, FNLRC, FNLLRC, FVLC	04.00 -		Vorlaufachse / Leading Axle	(71)
			Baumuster / Model:H17 H20	(22)
26.410 FNLC, FNLLC, FNLLW, FNLRC, FNLLRC, FVLC	04.00 -		Vorlaufachse / Leading Axle	(71)
			Baumuster / Model:H23	(22)
26.410 FNLC, FNLLC, FNLLW, FNLRC, FNLLRC, FVLC	04.00 -		Antriebsachse / Drive Shaft	(19)
			nicht für / Not for:HP-1352	(128)
			Baumuster / Model:H20	(22)
26.460 FNLC, FNLRC, FNLLC, FNLLRW, FNLLRC	04.00 -		Schleppachse / trailing axle	(67)
			für Fahrzeuge mit starrer Nachlaufachse / For vehicles with rigid trailing axle	(97)
			01.2005->	
			Baumuster / Model:H17 H20	(22)
26.460 FNLC, FNLRC, FNLLC, FNLLRW, FNLLRC	04.00 -		Schleppachse / trailing axle	(67)
			für Fahrzeuge mit gelenkter Nachlaufachse / For vehicles with hinged trailing axle	(95)
			03.2004->	
			Baumuster / Model:H17 H20	(22)
			nicht bei RAS-EC (hydraulisch zwangsgelenkte Nachlaufachse, elektronisch gesteuert) / not with RAS-EC (hydraulically positively steered tag axle, electronic controlled)	(127)
26.460 FNLC, FNLRC, FNLLC, FNLLRW, FNLLRC	04.00 -		Vorlaufachse / Leading Axle	(71)
			Baumuster / Model:H17 H20	(22)
26.460 FNLC, FNLRC, FNLLC, FNLLRW, FNLLRC	04.00 -		Antriebsachse / Drive Shaft	(19)
			nicht für / Not for:HP-1352	(128)
			Baumuster / Model:H17 H20	(22)
24.360 FNLLC/N, FNLLW, FNLLRW, FNLLRC	09.01 -		Schleppachse / trailing axle	(67)
24.410 FNLLC/N, FNLLW, FNLLRW	09.01 -		für Fahrzeuge mit starrer Nachlaufachse / For vehicles with rigid trailing axle	(97)
24.460 FNLLC/N, FNLLW, FNLLRC, FNLLRW	09.01 -		01.2005->	
24.480 FNLLC/N, FNLLW, FNLLRC, FNLLRW	09.02 -		Baumuster / Model:H44	(22)
24.510 FNLLC/N, FNLLW, FNLLRW	09.01 -			
24.530 FNLLC/N, FNLLW, FNLLRW	09.01 -			
24.360 FNLLC/N, FNLLW, FNLLRW, FNLLRC	09.01 -		Antriebsachse / Drive Shaft	(19)
24.410 FNLLC/N, FNLLW, FNLLRW	09.01 -		Baumuster / Model:H44	(22)
24.460 FNLLC/N, FNLLW, FNLLRC, FNLLRW	09.01 -			
24.480 FNLLC/N, FNLLW, FNLLRC, FNLLRW	09.02 -			
24.510 FNLLC/N, FNLLW, FNLLRW	09.01 -			
24.530 FNLLC/N, FNLLW, FNLLRW	09.01 -			















TGA		6x2	03.00 -			
 10	Lenker, Radaufhängung / Track Control Arm Längslenker / Trailing Arm nicht verstellbar / Not adjustable Länge [mm] / Length [mm]:572 Lochabstand 1/Lochabstand 2 / Hole Pitch 1/ Hole Pitch 2:130/130 Bohrung-Ø 1 / Bohrung-Ø 2 [mm] / Bore Ø 1 / Bore Ø 2 [mm]:19/19 Rohr-Ø [mm] / Pipe Ø [mm]:48 Molekularlager / Molecular Bearing		(3) (54) (136) (53) (50) (24) (64) (57)	25209 02 © 23211 01	81.43220.6229 	
	26.280 FNLC, FNLLC, FNLLW 26.330 FNLC, FNLLC, FNLLW	11.02 - 11.02 -		Antriebsachse / Drive Shaft Baumuster / Model:H19 H16	(19) (22)	
	26.280 FNLC, FNLLC, FNLLW 26.330 FNLC, FNLLC, FNLLW	11.02 - 11.02 -		Vorlaufachse / Leading Axle Achslast [t] / Axle Load [t]:13 Baumuster / Model:H19 H16	(71) (18) (22)	
	28.310 FNLC, FNLLC, FNLCR 28.410 FNLC, FNLLC, FNLCR	09.02 - 09.02 -		Vorlaufachse / Leading Axle Baumuster / Model:H86	(71) (22)	
	28.310 FNLC, FNLLC, FNLCR 28.410 FNLC, FNLLC, FNLCR	09.02 - 09.02 -		Schleppachse / trailing axle Baumuster / Model:H71	(67) (22)	
	28.310 FNLC, FNLLC, FNLCR 28.410 FNLC, FNLLC, FNLCR	09.02 - 09.02 -		Antriebsachse / Drive Shaft Baumuster / Model:H86 H71	(19) (22)	
	28.310 FNLS, FNLSR 28.360 FNLC, FNLLC, 6x2 28.360 FNLS, FNLSR 28.410 FNLS, FNLSR 28.460 FNLC, FNLLC, FNLCR 28.460 FNLS, FNLSR 28.480 FNLC, FNLLC, FNLCR 28.480 FNLS, FNLSR 28.510 FNLC, FNLLC, FNLCR 28.510 FNLS, FNLSR 28.530 FNLC, FNLLC, FNLCR 28.530 FNLS, FNLSR	09.02 - 09.02 - 09.02 - 09.02 - 09.02 - 09.02 - 09.02 - 09.02 - 09.02 - 09.02 - 09.02 - 09.02 -		Antriebsachse / Drive Shaft Baumuster / Model:H86	(19) (22)	
	28.310 FNLS, FNLSR 28.360 FNLC, FNLLC, 6x2 28.360 FNLS, FNLSR 28.410 FNLS, FNLSR 28.460 FNLC, FNLLC, FNLCR 28.460 FNLS, FNLSR 28.480 FNLC, FNLLC, FNLCR 28.480 FNLS, FNLSR 28.510 FNLC, FNLLC, FNLCR 28.510 FNLS, FNLSR 28.530 FNLC, FNLLC, FNLCR 28.530 FNLS, FNLSR	09.02 - 09.02 - 09.02 - 09.02 - 09.02 - 09.02 - 09.02 - 09.02 - 09.02 - 09.02 - 09.02 - 09.02 -		Vorlaufachse / Leading Axle Baumuster / Model:H86	(71) (22)	
	24.350, 24.360 FNLLC, FNLLW/N, FNLLRW 24.390, 24.400 FNLLC/N, FNLLW/N, FNLLRC, FNLLRW 24.430, 24.440 FNLLC/N, FNLCR, FNLLW 24.540 FNLLC/N, FLLCW/N	05.04 - 05.04 - 05.04 - 01.06 -		Schleppachse / trailing axle für Fahrzeuge mit starrer Nachlaufachse / For vehicles with rigid trailing axle 01.2005-> Baumuster / Model:H45	(67) (97) (22)	
	24.350, 24.360 FNLLC, FNLLW/N, FNLLRW 24.390, 24.400 FNLLC/N, FNLLW/N, FNLLRC, FNLLRW 24.430, 24.440 FNLLC/N, FNLCR, FNLLW 24.540 FNLLC/N, FLLCW/N	05.04 - 05.04 - 05.04 - 01.06 -		Schleppachse / trailing axle für Fahrzeuge mit gelenkter Nachlaufachse / For vehicles with hinged trailing axle Baumuster / Model:H45	(67) (95) (22)	
	24.350, 24.360 FNLLC, FNLLW/N, FNLLRW 24.390, 24.400 FNLLC/N, FNLLW/N, FNLLRC, FNLLRW 24.430, 24.440 FNLLC/N, FNLCR, FNLLW 24.540 FNLLC/N, FLLCW/N	05.04 - 05.04 - 05.04 - 01.06 -		Antriebsachse / Drive Shaft für Fahrzeuge mit starrer Nachlaufachse / For vehicles with rigid trailing axle Baumuster / Model:H44	(19) (97) (22)	
	24.350, 24.360 FPLS, FPLRS 24.390, 24.400 FPLS, FPLRS 24.430, 24.440 FPLS, FPLRS 24.480 FPLS, FPLRS	02.04 - 05.04 - 05.04 - 01.06 -		Vorlaufachse / Leading Axle Baumuster / Model:H24	(71) (22)	
	24.350, 24.360 FPLS, FPLRS 24.390, 24.400 FPLS, FPLRS 24.430, 24.440 FPLS, FPLRS 24.480 FPLS, FPLRS	02.04 - 05.04 - 05.04 - 01.06 -		Antriebsachse / Drive Shaft nicht für / Not for:HP-1352 Baumuster / Model:H24	(19) (128) (22)	











MAN

TGA 6x2 03.00 -

 10	Lenker, Radaufhängung / Track Control Arm Längslenker / Trailing Arm nicht verstellbar / Not adjustable Länge [mm] / Length [mm]:572 Lochabstand 1/Lochabstand 2 / Hole Pitch 1/ Hole Pitch 2:130/130 Bohrung-Ø 1 / Bohrung-Ø 2 [mm] / Bore Ø 1 / Bore Ø 2 [mm]:19/19 Rohr-Ø [mm] / Pipe Ø [mm]:48 Molekularlager / Molecular Bearing	(3) (54) (136) (53) (50) (24) (64) (57)	25209 02 © 23211 01	81.43220.6229 
	26.310, 26.320 FNLC, FNLLC, FNLR, FNLLRC, FNLLW 26.310, 26.320 FNLS, FNLLS, FNLR, FNLLRS 26.390, 26.400 FNLC, FNLLC, FNLLW, FNLR, FNLLRC	05.04 - 05.04 - 05.04 -	 Schleppachse / trailing axle für Fahrzeuge mit starrer Nachlaufachse / For vehicles with rigid trailing axle 01.2005-> Baumuster / Model:H18 H21	(67) (97) (22)
	26.310, 26.320 FNLC, FNLLC, FNLR, FNLLRC, FNLLW 26.310, 26.320 FNLS, FNLLS, FNLR, FNLLRS 26.390, 26.400 FNLC, FNLLC, FNLLW, FNLR, FNLLRC	05.04 - 05.04 - 05.04 -	 Schleppachse / trailing axle für Fahrzeuge mit gelenkter Nachlaufachse / For vehicles with hinged trailing axle 03.2004-> Baumuster / Model:H18 H21 nicht bei RAS-EC (hydraulisch zwangsgelenkte Nachlaufachse, elektronisch gesteuert) / not with RAS-EC (hydraulically positively steered tag axle, electronic controlled)	(67) (95) (22) (127)
	26.310, 26.320 FNLC, FNLLC, FNLR, FNLLRC, FNLLW 26.310, 26.320 FNLS, FNLLS, FNLR, FNLLRS 26.390, 26.400 FNLC, FNLLC, FNLLW, FNLR, FNLLRC	05.04 - 05.04 - 05.04 -	 Antriebsachse / Drive Shaft nicht für / Not for:HP-1352 Baumuster / Model:H18 H21	(19) (128) (22)
	26.350, 26.360 FNLC, FNLLC, FNLLW, FNLR, FNLLRC	05.04 -	 Schleppachse / trailing axle für Fahrzeuge mit starrer Nachlaufachse / For vehicles with rigid trailing axle 01.2005-> Baumuster / Model:H45	(67) (97) (22)
	26.350, 26.360 FNLC, FNLLC, FNLLW, FNLR, FNLLRC	05.04 -	 Schleppachse / trailing axle für Fahrzeuge mit starrer Nachlaufachse / For vehicles with rigid trailing axle 01.2005-> Baumuster / Model:H18 H21	(67) (97) (22)
	26.350, 26.360 FNLC, FNLLC, FNLLW, FNLR, FNLLRC	05.04 -	 Schleppachse / trailing axle für Fahrzeuge mit gelenkter Nachlaufachse / For vehicles with hinged trailing axle 03.2004-> Baumuster / Model:H18 H21 nicht bei RAS-EC (hydraulisch zwangsgelenkte Nachlaufachse, elektronisch gesteuert) / not with RAS-EC (hydraulically positively steered tag axle, electronic controlled)	(67) (95) (22) (127)
	26.350, 26.360 FNLC, FNLLC, FNLLW, FNLR, FNLLRC	05.04 -	 Antriebsachse / Drive Shaft nicht für / Not for:HP-1352 Baumuster / Model:H18 H21	(19) (128) (22)
	26.350, 26.360 FNLC, FNLLC, FNLLW, FNLR, FNLLRC	05.04 -	 Antriebsachse / Drive Shaft für Fahrzeuge mit starrer Nachlaufachse / For vehicles with rigid trailing axle Baumuster / Model:H44	(19) (97) (22)
	26.350, 26.360 FNLC, FNLLC, FNLLW, FNLR, FNLLRC	05.04 -	 Schleppachse / trailing axle für Fahrzeuge mit gelenkter Nachlaufachse / For vehicles with hinged trailing axle Baumuster / Model:H45	(67) (95) (22)
26.350, 26.360 FNLS, FNLLS, FNLR, FNLLRS, FPLS, FPLRS 26.390, 26.400 FNLS, FNLLS, FNLR, FNLLRS, FPLS, FPLRS 26.430, 26.440, FNLS, FNLLS, FNLR, FNLLRS, FPLS, FPLRS	05.04 - 05.04 - 05.04 -	 Schleppachse / trailing axle für Fahrzeuge mit starrer Nachlaufachse / For vehicles with rigid trailing axle 01.2005-> Baumuster / Model:H18 H21	(67) (97) (22)	




TGA		6x2	03.00 -			25209 02	81.43220.6229
 10	Lenker, Radaufhängung / Track Control Arm			(3)			
	Längslenker / Trailing Arm			(54)			
	nicht verstellbar / Not adjustable			(136)			
	Länge [mm] / Length [mm]:572			(53)			
	Lochabstand 1/Lochabstand 2 / Hole Pitch 1/ Hole Pitch 2:130/130			(50)			
	Bohrung-Ø 1 / Bohrung-Ø 2 [mm] / Bore Ø 1 / Bore Ø 2 [mm]:19/19			(24)			
	Rohr-Ø [mm] / Pipe Ø [mm]:48			(64)			
	Molekularlager / Molecular Bearing			(57)			
	26.350, 26.360 FNLS, FNLLS, FNLRS, FNLLRS, FPLS, FPLRS	05.04 -					
	26.390, 26.400 FNLS, FNLLS, FNLRS, FNLLRS, FPLS, FPLRS	05.04 -			Schleppachse / trailing axle	(67)	
	26.430, 26.440, FNLS, FNLLS, FNLRS, FNLLRS, FPLS, FPLRS	05.04 -			für Fahrzeuge mit gelenkter Nachlaufachse / For vehicles with hinged trailing axle	(95)	
					03.2004->		
					Baumuster / Model:H18 H21	(22)	
					nicht bei RAS-EC (hydraulisch zwangsgelenkte Nachlaufachse, elektronisch gesteuert) / not with RAS-EC (hydraulically positively steered tag axle, electronic controlled)	(127)	
	26.350, 26.360 FNLS, FNLLS, FNLRS, FNLLRS, FPLS, FPLRS	05.04 -					
	26.390, 26.400 FNLS, FNLLS, FNLRS, FNLLRS, FPLS, FPLRS	05.04 -			Antriebsachse / Drive Shaft	(19)	
	26.430, 26.440, FNLS, FNLLS, FNLRS, FNLLRS, FPLS, FPLRS	05.04 -			nicht für / Not for:HP-1352	(128)	
					Baumuster / Model:H18 H21 H24	(22)	
	26.350, 26.360 FNLS, FNLLS, FNLRS, FNLLRS, FPLS, FPLRS	05.04 -					
	26.390, 26.400 FNLS, FNLLS, FNLRS, FNLLRS, FPLS, FPLRS	05.04 -			Vorlaufachse / Leading Axle	(71)	
	26.430, 26.440, FNLS, FNLLS, FNLRS, FNLLRS, FPLS, FPLRS	05.04 -			Baumuster / Model:H24	(22)	
	26.480 FNLS, FNLLS, FNLRS, FPLS, FVLS, FVLR	02.06 -					
					Schleppachse / trailing axle	(67)	
					für Fahrzeuge mit starrer Nachlaufachse / For vehicles with rigid trailing axle	(97)	
					01.2005->		
					Baumuster / Model:H18	(22)	
	26.480 FNLS, FNLLS, FNLRS, FPLS, FVLS, FVLR	02.06 -					
					Schleppachse / trailing axle	(67)	
					für Fahrzeuge mit gelenkter Nachlaufachse / For vehicles with hinged trailing axle	(95)	
					03.2004->		
					Baumuster / Model:H18	(22)	
					nicht bei RAS-EC (hydraulisch zwangsgelenkte Nachlaufachse, elektronisch gesteuert) / not with RAS-EC (hydraulically positively steered tag axle, electronic controlled)	(127)	
	26.480 FNLS, FNLLS, FNLRS, FPLS, FVLS, FVLR	02.06 -					
					Vorlaufachse / Leading Axle	(71)	
					Baumuster / Model:H24	(22)	
	26.480 FNLS, FNLLS, FNLRS, FPLS, FVLS, FVLR	02.06 -					
					Antriebsachse / Drive Shaft	(19)	
					nicht für / Not for:HP-1352	(128)	
					Baumuster / Model:H18 H24	(22)	













MAN

TGA 6x2 03.00 -

8	Lenker, Radaufhängung / Track Control Arm Dreieckslenker / A-Frame Dreieckslenker (NKW) / A-Frame (CV) Länge [mm] / Length [mm]:627 Lochabstand 1/Lochabstand 2 / Hole Pitch 1/ Hole Pitch 2:130/130 Bohrung-Ø 1 / Bohrung-Ø 2 [mm] / Bore Ø 1 / Bore Ø 2 [mm]:23/23 Rohr-Ø [mm] / Pipe Ø [mm]:48	(3) (31) (32) (53) (50) (24) (64)	25210 01 81.43270.6096 © 30588 01 © 31139 01	
26.410 FNLC, FNLLC, FNLLW, FNLRC, FNLLRC, FVLC	04.00 -		Antriebsachse / Drive Shaft (19) Vorlaufachse / Leading Axle (71) Baumuster / Model:H17 H20 H23 (22)	
26.460 FNLC, FNLRC, FNLLC, FNLLRW, FNLLRC	04.00 -		Antriebsachse / Drive Shaft (19) Vorlaufachse / Leading Axle (71) Baumuster / Model:H17 H20 (22)	
24.360 FNLLC/N, FNLLW, FNLLRW, FNLLRC 24.410 FNLLC/N, FNLLW, FNLLRW 24.460 FNLLC/N, FNLLW, FNLLRC, FNLLRW 24.480 FNLLC/N, FNLLW, FNLLRC, FNLLRW 24.510 FNLLC/N, FNLLW, FNLLRW 24.530 FNLLC/N, FNLLW, FNLLRW	09.01 - 09.01 - 09.01 - 09.02 - 09.01 - 09.01 -	 	Antriebsachse / Drive Shaft (19) Achslast [t] / Axle Load [t]:11,5 (18) Achsausführung / Axle Version:HY-1350-03 (17) Baumuster / Model:H44 (22)	
26.280 FNLC, FNLLC, FNLLW 26.330 FNLC, FNLLC, FNLLW	11.02 - 11.02 -		Antriebsachse / Drive Shaft (19) Vorlaufachse / Leading Axle (71) Baumuster / Model:H16 H19 (22)	
28.310 FNLC, FNLLC, FNLRC 28.410 FNLC, FNLLC, FNLRC	09.02 - 09.02 -		Antriebsachse / Drive Shaft (19) Vorlaufachse / Leading Axle (71) Baumuster / Model:H86 (22)	
28.310 FNLC, FNLLC, FNLRC 28.410 FNLC, FNLLC, FNLRC	09.02 - 09.02 -		Antriebsachse / Drive Shaft (19) Baumuster / Model:H71 (22)	
28.310 FNLS, FNLRS 28.360 FNLC, FNLLC, 6x2 28.360 FNLS, FNLRS 28.410 FNLS, FNLRS 28.460 FNLC, FNLLC, FNLRC 28.460 FNLS, FNLRS 28.480 FNLC, FNLLC, FNLRC 28.480 FNLS, FNLRS 28.510 FNLC, FNLLC, FNLRC 28.510 FNLS, FNLRS 28.530 FNLC, FNLLC, FNLRC 28.530 FNLS, FNLRS	09.02 - 09.02 - 09.02 - 09.02 - 09.02 - 09.02 - 09.02 - 09.02 - 09.02 - 09.02 - 09.02 - 09.02 -	 	Antriebsachse / Drive Shaft (19) Vorlaufachse / Leading Axle (71) Baumuster / Model:H86 (22)	
24.350, 24.360 FNLLC, FNLLW/N, FNLLRW 24.390, 24.400 FNLLC/N, FNLLW/N, FNLLRC, FNLLRW 24.430, 24.440 FNLLC/N, FNLRC, FNLLW 24.540 FNLLC/N, FLLCW/N	05.04 - 05.04 - 05.04 - 01.06 -	 	Antriebsachse / Drive Shaft (19) Achslast [t] / Axle Load [t]:11,5 (18) Achsausführung / Axle Version:HY-1350 Baumuster / Model:H45 (22)	
24.350, 24.360 FPLS, FPLRS 24.390, 24.400 FPLS, FPLRS 24.430, 24.440 FPLS, FPLRS 24.480 FPLS, FPLRS	02.04 - 05.04 - 05.04 - 01.06 -	 	Vorlaufachse / Leading Axle (71) Baumuster / Model:H24 (22)	
24.350, 24.360 FPLS, FPLRS 24.390, 24.400 FPLS, FPLRS 24.430, 24.440 FPLS, FPLRS 24.480 FPLS, FPLRS	02.04 - 05.04 - 05.04 - 01.06 -	 	Antriebsachse / Drive Shaft (19) Achsausführung / Axle Version:HY-1350-03 (17) Achsausführung / Axle Version:HY-1350-09 (17) Baumuster / Model:H24 (22)	
26.310, 26.320 FNLC, FNLLC, FNLRC, FNLLRC, FNLLW 26.310, 26.320 FNLS, FNLLS, FNLRS, FNLLRS 26.390, 26.400 FNLC, FNLLC, FNLLW, FNLRC, FNLLRC	05.04 - 05.04 - 05.04 -	 	Antriebsachse / Drive Shaft (19) Vorlaufachse / Leading Axle (71) Baumuster / Model:H21 H18 (22)	
26.350, 26.360 FNLC, FNLLC, FNLLW, FNLRC, FNLLRC	05.04 -		Antriebsachse / Drive Shaft (19) Vorlaufachse / Leading Axle (71) Baumuster / Model:H21 H18 (22)	
26.350, 26.360 FNLC, FNLLC, FNLLW, FNLRC, FNLLRC	05.04 -		Antriebsachse / Drive Shaft (19) Achslast [t] / Axle Load [t]:11,5 (18) Achsausführung / Axle Version:HY-1350 (17) Baumuster / Model:H45 (22)	



TGA		6x2	03.00 -		
 8	Lenker, Radaufhängung / Track Control Arm Dreieckslenker / A-Frame Dreieckslenker (NKW) / A-Frame (CV) Länge [mm] / Length [mm]:627 Lochabstand 1/Lochabstand 2 / Hole Pitch 1/ Hole Pitch 2:130/130 Bohrung-Ø 1 / Bohrung-Ø 2 [mm] / Bore Ø 1 / Bore Ø 2 [mm]:23/23 Rohr-Ø [mm] / Pipe Ø [mm]:48		(3) (31) (32) (53) (50) (24) (64)	25210 01 81.43270.6096 © 30588 01 © 31139 01	
	26.350, 26.360 FNLS, FNLLS, FNLRS, FNLLRS, FPLS, FPLRS	05.04 -		Antriebsachse / Drive Shaft (19)	
	26.390, 26.400 FNLS, FNLLS, FNLRS, FNLLRS, FPLS, FPLRS	05.04 -		Achsausführung / Axle Version:HY-1350-03 (17)	
	26.430, 26.440, FNLS, FNLLS, FNLRS, FNLLRS, FPLS, FPLRS	05.04 -		Achsausführung / Axle Version:HY-1350-09 (17)	
				Baumuster / Model:H24 (22)	
	26.350, 26.360 FNLS, FNLLS, FNLRS, FNLLRS, FPLS, FPLRS	05.04 -		Antriebsachse / Drive Shaft (19)	
	26.390, 26.400 FNLS, FNLLS, FNLRS, FNLLRS, FPLS, FPLRS	05.04 -		Vorlaufachse / Leading Axle (71)	
	26.430, 26.440, FNLS, FNLLS, FNLRS, FNLLRS, FPLS, FPLRS	05.04 -		Baumuster / Model:H21 H18 (22)	
26.350, 26.360 FNLS, FNLLS, FNLRS, FNLLRS, FPLS, FPLRS	05.04 -		Vorlaufachse / Leading Axle (71)		
26.390, 26.400 FNLS, FNLLS, FNLRS, FNLLRS, FPLS, FPLRS	05.04 -		Baumuster / Model:H24 (22)		
26.430, 26.440, FNLS, FNLLS, FNLRS, FNLLRS, FPLS, FPLRS	05.04 -				
26.480 FNLS, FNLLS, FNLRS, FPLS, FVLS, FVLR	02.06 -		Antriebsachse / Drive Shaft (19)		
			Achsausführung / Axle Version:HY-1350-03 (17)		
			Achsausführung / Axle Version:HY-1350-09 (17)		
			Baumuster / Model:H24 (22)		
26.480 FNLS, FNLLS, FNLRS, FPLS, FVLS, FVLR	02.06 -		Antriebsachse / Drive Shaft (19)		
			Vorlaufachse / Leading Axle (71)		
			Baumuster / Model:H18 (22)		
26.480 FNLS, FNLLS, FNLRS, FPLS, FVLS, FVLR	02.06 -		Vorlaufachse / Leading Axle (71)		
			Baumuster / Model:H24 (22)		


















MAN

TGA 6x2 03.00 -

8	Lenker, Radaufhängung / Track Control Arm Dreieckslenker (NKW) / A-Frame (CV) Länge [mm] / Length [mm]:627 Lochabstand 1/Lochabstand 2 / Hole Pitch 1/ Hole Pitch 2:130/130 Bohrung-Ø 1 / Bohrung-Ø 2 [mm] / Bore Ø 1 / Bore Ø 2 [mm]:23/23 Lochabstand 1/Lochabstand 2 / Hole Pitch 1/ Hole Pitch 2:152 Bohrung-Ø [mm] / Bore Ø [mm]:25 Rohr-Ø [mm] / Pipe Ø [mm]:48 Molekularlager / Molecular Bearing	(3) (32) (53) (50) (24) (50) (26) (64) (57)	25211 01 81.43270.6097	
	26.410 FNLC, FNLLC, FNLLW, FNLRC, FNLLRC, FVLC 04.00 - 26.460 FNLC, FNLRC, FNLLC, FNLLRW, FNLLRC 04.00 -			
	24.360 FNLLC/N, FNLLW, FNLLRW, FNLLRC 09.01 - 24.410 FNLLC/N, FNLLW, FNLLRW 09.01 - 24.460 FNLLC/N, FNLLW, FNLLRC, FNLLRW 09.01 - 24.480 FNLLC/N, FNLLW, FNLLRC, FNLLRW 09.02 - 24.510 FNLLC/N, FNLLW, FNLLRW 09.01 - 24.530 FNLLC/N, FNLLW, FNLLRW 09.01 -			
	26.280 FNLC, FNLLC, FNLLW 11.02 - 26.330 FNLC, FNLLC, FNLLW 11.02 -			
	28.310 FNLC, FNLLC, FNLRC 09.02 - 28.410 FNLC, FNLLC, FNLRC 09.02 -			
	28.310 FNLS, FNLRS 09.02 - 28.360 FNLC, FNLLC, 6x2 09.02 - 28.360 FNLS, FNLRS 09.02 - 28.410 FNLS, FNLRS 09.02 - 28.460 FNLC, FNLLC, FNLRC 09.02 - 28.460 FNLS, FNLRS 09.02 - 28.480 FNLC, FNLLC, FNLRC 09.02 - 28.480 FNLS, FNLRS 09.02 - 28.510 FNLC, FNLLC, FNLRC 09.02 - 28.510 FNLS, FNLRS 09.02 - 28.530 FNLC, FNLLC, FNLRC 09.02 - 28.530 FNLS, FNLRS 09.02 -			
	24.350, 24.360 FNLLC, FNLLW/N, FNLLRW 05.04 - 24.390, 24.400 FNLLC/N, FNLLW/N, FNLLRC, FNLLRW 05.04 - 24.430, 24.440 FNLLC/N, FNLRC, FNLLW 05.04 - 24.480 FNLLC/N, FNLLW/N 01.06 - 24.540 FNLLC/N, FLLCW/N 01.06 -			
	26.310, 26.320 FNLC, FNLLC, FNLRC, FNLLRC, FNLLW 05.04 - 26.310, 26.320 FNLS, FNLLS, FNLRS, FNLLRS 05.04 - 26.350, 26.360 FNLC, FNLLC, FNLLW, FNLRC, FNLLRC 05.04 - 26.350, 26.360 FNLS, FNLLS, FNLRS, FNLLRS, FPLS, FPLRS 05.04 - 26.390, 26.400 FNLC, FNLLC, FNLLW, FNLRC, FNLLRC 05.04 - 26.390, 26.400 FNLS, FNLLS, FNLRS, FNLLRS, FPLS, FPLRS 05.04 - 26.430, 26.440, FNLS, FNLLS, FNLRS, FNLLRS, FPLS, FPLRS 05.04 -			
	26.480 FNLS, FNLLS, FNLRS, FPLS, FVLS, FVLR 02.06 -			












TGA 6x2 03.00 -

 10	Lenker, Radaufhängung / Track Control Arm Längslenker / Trailing Arm Länge [mm] / Length [mm]:531 Lochabstand 1/Lochabstand 2 / Hole Pitch 1/ Hole Pitch 2:130/130 Bohrung-Ø 1 / Bohrung-Ø 2 [mm] / Bore Ø 1 / Bore Ø 2 [mm]:19/19 Bohrung-Ø [mm] / Bore Ø [mm]:48 Molekularlager / Molecular Bearing	(3) (54) (53) (50) (24) (26) (57)	25780 01 81.43220.6190 © 11755 01	
	26.410 FNLC, FNLLC, FNLLW, FNLRC, FNLLRC, FVLC 04.00 - 26.460 FNLC, FNLRC, FNLLC, FNLLRW, FNLLRC 04.00 -	 Antriebsachse / Drive Shaft Achslast [t] / Axle Load [t]:11,5 Achsausführung / Axle Version:HP-1352 Baumuster / Model:H23	(19) (18) (17) (22)	
	24.350, 24.360 FPLS, FPLRS 02.04 - 24.390, 24.400 FPLS, FPLRS 05.04 - 24.430, 24.440 FPLS, FPLRS 05.04 - 24.480 FPLS, FPLRS 01.06 - 26.350, 26.360 FNLS, FNLLS, FNLRS, FNLLRS, FPLS, FPLRS 05.04 - 26.390, 26.400 FNLS, FNLLS, FNLRS, FNLLRS, FPLS, FPLRS 05.04 - 26.430, 26.440, FNLS, FNLLS, FNLRS, FNLLRS, FPLS, FPLRS 05.04 - 26.480 FNLS, FNLLS, FNLRS, FPLS, FVLS, FVLR 02.06 -	 Antriebsachse / Drive Shaft Achslast [t] / Axle Load [t]:11,5 Achsausführung / Axle Version:HP-1352 Baumuster / Model:H24	(19) (18) (17) (22)	
 Lenker, Radaufhängung / Track Control Arm Vierpunktenker (NKW) / Four-Point Steering Arm (CV) nicht verstellbar / Not adjustable Länge [mm] / Length [mm]:572 Bohrung-Ø [mm] / Bore Ø [mm]:25 Lochabstand 1/Lochabstand 2 / Hole Pitch 1/ Hole Pitch 2:130 Molekularlager / Molecular Bearing	(3) (70) (136) (53) (26) (50) (57)	27601 01 81.43220.6327 © 30751 01		
	26.410 FNLC, FNLLC, FNLLW, FNLRC, FNLLRC, FVLC 04.00 -	 Antriebsachse / Drive Shaft Baumuster / Model:H17 H20 Hochlastpaket / High-load package	(19) (22) (38)	
	26.410 FNLC, FNLLC, FNLLW, FNLRC, FNLLRC, FVLC 04.00 -	 Antriebsachse / Drive Shaft Baumuster / Model:H23	(19) (22)	
	26.460 FNLC, FNLRC, FNLLC, FNLLRW, FNLLRC 04.00 -	 Antriebsachse / Drive Shaft Baumuster / Model:H17 H20 Hochlastpaket / High-load package	(19) (22) (38)	
	24.350, 24.360 FPLS, FPLRS 02.04 - 24.390, 24.400 FPLS, FPLRS 05.04 - 24.430, 24.440 FPLS, FPLRS 05.04 - 24.480 FPLS, FPLRS 01.06 -	 Antriebsachse / Drive Shaft Baumuster / Model:H24	(19) (22)	
	26.310, 26.320 FNLC, FNLLC, FNLRC, FNLLRC, FNLLW 05.04 - 26.310, 26.320 FNLS, FNLLS, FNLRS, FNLLRS 05.04 - 26.350, 26.360 FNLC, FNLLC, FNLLW, FNLRC, FNLLRC 05.04 - 26.390, 26.400 FNLC, FNLLC, FNLLW, FNLRC, FNLLRC 05.04 -	 Antriebsachse / Drive Shaft Baumuster / Model:H21 H18 Hochlastpaket / High-load package	(19) (22) (38)	
	26.350, 26.360 FNLS, FNLLS, FNLRS, FNLLRS, FPLS, FPLRS 05.04 - 26.390, 26.400 FNLS, FNLLS, FNLRS, FNLLRS, FPLS, FPLRS 05.04 - 26.430, 26.440, FNLS, FNLLS, FNLRS, FNLLRS, FPLS, FPLRS 05.04 -	 Antriebsachse / Drive Shaft Baumuster / Model:H21 H18 Hochlastpaket / High-load package	(19) (22) (38)	
	26.350, 26.360 FNLS, FNLLS, FNLRS, FNLLRS, FPLS, FPLRS 05.04 - 26.390, 26.400 FNLS, FNLLS, FNLRS, FNLLRS, FPLS, FPLRS 05.04 - 26.430, 26.440, FNLS, FNLLS, FNLRS, FNLLRS, FPLS, FPLRS 05.04 -	 Antriebsachse / Drive Shaft Baumuster / Model:H24	(19) (22)	
	26.480 FNLS, FNLLS, FNLRS, FPLS, FVLS, FVLR 02.06 -	 Antriebsachse / Drive Shaft Baumuster / Model:H18 Hochlastpaket / High-load package	(19) (22) (38)	
	26.480 FNLS, FNLLS, FNLRS, FPLS, FVLS, FVLR 02.06 -	 Antriebsachse / Drive Shaft Baumuster / Model:H24	(19) (22)	

















MAN

TGA 6x2 03.00 -

 10	Lenker, Radaufhängung / Track Control Arm Längslenker / Trailing Arm Länge [mm] / Length [mm]:572 Bohrung-Ø 1 / Bohrung-Ø 2 [mm] / Bore Ø 1 / Bore Ø 2 [mm]:19/19 Lochabstand 1/Lochabstand 2 / Hole Pitch 1/ Hole Pitch 2:130/130 Rohr-Ø [mm] / Pipe Ø [mm]:52 Molekularlager / Molecular Bearing	(3) (54) (53) (24) (50) (64) (57)	28329 01 81.43220.6268 ® 23211 01 
26.410 FNLC, FNLLC, FNLLW, FNLC, FNLLRC, FVLC 04.00 - 26.460 FNLC, FNLC, FNLLC, FNLLRW, FNLLRC 04.00 -		 für Fahrzeuge mit gelenkter Nachlaufachse / For vehicles with hinged trailing axle (95) Baumuster / Model:H17 H20 (22) bei RAS (hydraulisch zwangsgelenkte Nachlaufachse) / with RAS (hydraulically positively steered tag axle) (83) nicht bei RAS-EC (hydraulisch zwangsgelenkte Nachlaufachse, elektronisch gesteuert) / not with RAS-EC (hydraulically positively steered tag axle, electronic controlled) (127)	
26.280 FNLC, FNLLC, FNLLW 11.02 - 26.330 FNLC, FNLLC, FNLLW 11.02 -		 für Fahrzeuge mit gelenkter Nachlaufachse / For vehicles with hinged trailing axle (95) ->03.2004 Baumuster / Model:H19 H16 (22) bei RAS (hydraulisch zwangsgelenkte Nachlaufachse) / with RAS (hydraulically positively steered tag axle) (83) nicht bei RAS-EC (hydraulisch zwangsgelenkte Nachlaufachse, elektronisch gesteuert) / not with RAS-EC (hydraulically positively steered tag axle, electronic controlled) (127)	
26.280 FNLC, FNLLC, FNLLW 11.02 - 26.330 FNLC, FNLLC, FNLLW 11.02 -		 für Fahrzeuge mit gelenkter Nachlaufachse / For vehicles with hinged trailing axle (95) Baumuster / Model:H19 H16 (22) bei RAS (hydraulisch zwangsgelenkte Nachlaufachse) / with RAS (hydraulically positively steered tag axle) (83) nicht bei RAS-EC (hydraulisch zwangsgelenkte Nachlaufachse, elektronisch gesteuert) / not with RAS-EC (hydraulically positively steered tag axle, electronic controlled) (127)	
28.310 FNLC, FNLLC, FNLC 09.02 - 28.410 FNLC, FNLLC, FNLC 09.02 -		 für Fahrzeuge mit gelenkter Nachlaufachse / For vehicles with hinged trailing axle (95) Baumuster / Model:H86 (22) 01.2005-> für Fzg. mit zul. Gesamtgewicht bis [kg] / For vehicles with tolerated total weight to [kg]:33000 (99) bei RAS (hydraulisch zwangsgelenkte Nachlaufachse) / with RAS (hydraulically positively steered tag axle) (83) nicht bei RAS-EC (hydraulisch zwangsgelenkte Nachlaufachse, elektronisch gesteuert) / not with RAS-EC (hydraulically positively steered tag axle, electronic controlled) (127)	
28.310 FNLC, FNLLC, FNLC 09.02 - 28.410 FNLC, FNLLC, FNLC 09.02 -		 für Fahrzeuge mit gelenkter Nachlaufachse / For vehicles with hinged trailing axle (95) Baumuster / Model:H71 (22) bei RAS (hydraulisch zwangsgelenkte Nachlaufachse) / with RAS (hydraulically positively steered tag axle) (83) nicht bei RAS-EC (hydraulisch zwangsgelenkte Nachlaufachse, elektronisch gesteuert) / not with RAS-EC (hydraulically positively steered tag axle, electronic controlled) (127)	
24.350, 24.360 FNLLC, FNLLW/N, FNLLRW 05.04 - 24.390, 24.400 FNLLC/N, FNLLW/N, FNLLRC, FNLLRW 05.04 - 24.430, 24.440 FNLLC/N, FNLC, FNLLW 05.04 - 24.480 FNLLC/N, FNLLW/N 01.06 - 24.540 FNLLC/N, FLLCW/N 01.06 -		 für Fahrzeuge mit gelenkter Nachlaufachse / For vehicles with hinged trailing axle (95) Baumuster / Model:H45 (22) bei RAS (hydraulisch zwangsgelenkte Nachlaufachse) / with RAS (hydraulically positively steered tag axle) (83)	
26.310, 26.320 FNLC, FNLLC, FNLC, FNLLRC, FNLLRC, FNLLW 05.04 - 26.310, 26.320 FNLS, FNLLS, FNLC, FNLLRS, FNLLRS 05.04 - 26.350, 26.360 FNLC, FNLLC, FNLLW, FNLC, FNLLRC, FNLLRC 05.04 - 26.350, 26.360 FNLS, FNLLS, FNLC, FNLLRS, FNLLRS, FPLS, FPLRS 05.04 - 26.390, 26.400 FNLC, FNLLC, FNLLW, FNLC, FNLLRC, FNLLRC 05.04 - 26.390, 26.400 FNLS, FNLLS, FNLC, FNLLRS, FNLLRS, FPLS, FPLRS 05.04 - 26.430, 26.440, FNLS, FNLLS, FNLC, FNLLRS, FNLLRS, FPLS, FPLRS 05.04 -		 für Fahrzeuge mit gelenkter Nachlaufachse / For vehicles with hinged trailing axle (95) Baumuster / Model:H21 H18 (22) bei RAS (hydraulisch zwangsgelenkte Nachlaufachse) / with RAS (hydraulically positively steered tag axle) (83) nicht bei RAS-EC (hydraulisch zwangsgelenkte Nachlaufachse, elektronisch gesteuert) / not with RAS-EC (hydraulically positively steered tag axle, electronic controlled) (127)	



TGA 6x2 03.00 -

<p> 10</p>	<p>Lenker, Radaufhängung / Track Control Arm Längslenker / Trailing Arm Länge [mm] / Length [mm]:572 Bohrung-Ø 1 / Bohrung-Ø 2 [mm] / Bore Ø 1 / Bore Ø 2 [mm]:19/19 Lochabstand 1/Lochabstand 2 / Hole Pitch 1/ Hole Pitch 2:130/130 Rohr-Ø [mm] / Pipe Ø [mm]:52 Molekularlager / Molecular Bearing</p>	<p>(3) (54) (53) (24) (50) (64) (57)</p>	<p>28329 01 81.43220.6268 ® 23211 01</p> 
<p> 8</p>	<p>Lenker, Radaufhängung / Track Control Arm Dreieckslenker (NKW) / A-Frame (CV) Länge [mm] / Length [mm]:627 Rohr-Ø [mm] / Pipe Ø [mm]:58 Bohrung-Ø 1 / Bohrung-Ø 2 [mm] / Bore Ø 1 / Bore Ø 2 [mm]:25/25 Lochabstand 1/Lochabstand 2 / Hole Pitch 1/ Hole Pitch 2:130/130</p>	<p>(3) (32) (53) (64) (24) (50)</p>	<p>30416 01 81.43270.6117 ® 25157 01 ® 31139 01</p>  <p>für Fahrzeuge mit gelenkter Nachlaufachse / For vehicles with hinged trailing axle (95) Baumuster / Model:H18 (22) bei RAS (hydraulisch zwangsgelenkte Nachlaufachse) / with RAS (hydraulically positively steered tag axle) (83) nicht bei RAS-EC (hydraulisch zwangsgelenkte Nachlaufachse, elektronisch gesteuert) / not with RAS-EC (hydraulically positively steered tag axle, electronic controlled) (127)</p>
<p> 8</p>	<p>Lenker, Radaufhängung / Track Control Arm Dreieckslenker (NKW) / A-Frame (CV) Länge [mm] / Length [mm]:713 Länge [mm] / Length [mm]:578,6 Rohr-Ø [mm] / Pipe Ø [mm]:48 Bohrung-Ø 1 / Bohrung-Ø 2 [mm] / Bore Ø 1 / Bore Ø 2 [mm]:25/23/23 Lochabstand 1/Lochabstand 2 / Hole Pitch 1/ Hole Pitch 2:130/130/130 Molekularlager / Molecular Bearing</p>	<p>(3) (32) (53) (53) (64) (24) (50) (57)</p>	<p>34368 01 81.43270.6102 ® 25157 01</p> 
<p></p>	<p>26.480 FNLS, FNLLS, FNLRs, FPLS, FVLS, FVLRs</p>	<p>02.06 -</p>	<p> Antriebsachse / Drive Shaft (19) Baumuster / Model:H55 (22) Achsausführung / Axle Version:HP-13/1652 (17) Achsausführung / Axle Version:HPD-13/1682 (17) mit Trapezfeder / With trapezoid spring (122) mit Stabilisator an der Hinterachse / with stabilizer on the rear axle (120)</p>
<p></p>	<p>24.360 FNLLC/N, FNLLW, FNLLRW, FNLLRC</p>	<p>09.01 -</p>	<p>Antriebsachse / Drive Shaft (19) Baumuster / Model:H55 (22) Achsausführung / Axle Version:HD9/H9-13/16120 (17) Achsausführung / Axle Version:HP-1372-E00 (17) Achsausführung / Axle Version:HPD-1372-E00 (17) mit Parabelfeder / with parabolic spring (117) mit Stabilisator an der Hinterachse / with stabilizer on the rear axle (120)</p>
<p></p>	<p>24.360 FNLLC/N, FNLLW, FNLLRW, FNLLRC</p>	<p>09.01 -</p>	<p>Antriebsachse / Drive Shaft (19) Baumuster / Model:H55 (22) Achsausführung / Axle Version:HD9/H9-13/16120 (17) Achsausführung / Axle Version:HP-1372-E00 (17) Achsausführung / Axle Version:HPD-1372-E00 (17) mit Parabelfeder / with parabolic spring (117) mit Stabilisator an der Hinterachse / with stabilizer on the rear axle (120)</p>
<p></p>	<p>26.410 FNLC, FNLLC, FNLLW, FNLRc, FNLLRC, FVLC</p>	<p>04.00 -</p>	<p> Vorlaufachse / Leading Axle (71) Baumuster / Model:H23 (22)</p>
<p></p>	<p>24.350, 24.360 FPLS, FPLRS 24.390, 24.400 FPLS, FPLRS 24.430, 24.440 FPLS, FPLRS 24.480 FPLS, FPLRS 26.350, 26.360 FNLS, FNLLS, FNLRs, FNLLRS, FPLS, FPLRS 26.390, 26.400 FNLS, FNLLS, FNLRs, FNLLRS, FPLS, FPLRS 26.430, 26.440, FNLS, FNLLS, FNLRs, FNLLRS, FPLS, FPLRS 26.480 FNLS, FNLLS, FNLRs, FPLS, FVLS, FVLRs</p>	<p>02.04 - 05.04 - 05.04 - 01.06 - 05.04 - 05.04 - 05.04 - 05.04 - 02.06 -</p>	<p> Vorlaufachse / Leading Axle (71) Baumuster / Model:H24 (22)</p>





MAN

TGA 6x2 03.00 -

 10	Lenker, Radaufhängung / Track Control Arm		(3)	34587 01 81.43220.6265 © 21184 01	
	Längslenker / Trailing Arm		(54)		
	Länge [mm] / Length [mm]:694		(53)		
	Rohr-Ø [mm] / Pipe Ø [mm]:50		(64)		
	Bohrung-Ø 1 / Bohrung-Ø 2 [mm] / Bore Ø 1 / Bore Ø 2 [mm]:19/19		(24)		
Lochabstand 1/Lochabstand 2 / Hole Pitch 1/ Hole Pitch 2:130/130		(50)			
26.410 FNLC, FNLLC, FNLLW, FNLRC, FNLLRC, FVLC	04.00 -	Antriebsachse / Drive Shaft	(19)		
26.460 FNLC, FNLRC, FNLLC, FNLLRW, FNLLRC	04.00 -	Länderausführung: Skandinavien / Country Version: Scandinavia	(51)		
		Baumuster / Model:H17 H20	(22)		
		Bei Fahrzeugen mit pneumatischer Anfahrhilfe / for vehicles with pneumatic starting traction control	(23)		
26.310, 26.320 FNLC, FNLLC, FNLRC, FNLLRC, FNLLW	05.04 -	Antriebsachse / Drive Shaft	(19)		
26.310, 26.320 FNLS, FNLLS, FNLRS, FNLLRS	05.04 -	Länderausführung: Skandinavien / Country Version: Scandinavia	(51)		
26.350, 26.360 FNLC, FNLLC, FNLLW, FNLRC, FNLLRC	05.04 -	Baumuster / Model:H21 H18	(22)		
26.350, 26.360 FNLS, FNLLS, FNLRS, FNLLRS, FPLS, FPLRS	05.04 -	Bei Fahrzeugen mit pneumatischer Anfahrhilfe / for vehicles with pneumatic starting traction control	(23)		
26.390, 26.400 FNLC, FNLLC, FNLLW, FNLRC, FNLLRC	05.04 -				
26.390, 26.400 FNLS, FNLLS, FNLRS, FNLLRS, FPLS, FPLRS	05.04 -				
26.430, 26.440, FNLS, FNLLS, FNLRS, FNLLRS, FPLS, FPLRS	05.04 -				
26.480 FNLS, FNLLS, FNLRS, FPLS, FVLS, FVLRS	02.06 -	Antriebsachse / Drive Shaft	(19)		
		Länderausführung: Skandinavien / Country Version: Scandinavia	(51)		
		Baumuster / Model:H21	(22)		
		Bei Fahrzeugen mit pneumatischer Anfahrhilfe / for vehicles with pneumatic starting traction control	(23)		







TGA		6x2	03.00 -		
 7	Spurstange / Rod Assembly Führungsstange / Guide Rod beidseitig verstellbar / Adjustable on both sides Länge [mm] / Length [mm]:1530 Konusmaß [mm] / Cone Size [mm]:30 Rohr-Ø [mm] / Pipe Ø [mm]:50 mit Zubehör / With accessories			(7) (35) (85) (53) (42) (64) (123)	25276 01 81.46711.6720  ▲ 11492 02 ▲ 11505 02
	26.410 FNLC, FNLLC, FNLLW, FNLRC, FNLLRC, FVLC	04.00 -	Schleppachse / trailing axle für Fahrzeuge mit gelenkter Nachlaufachse / For vehicles with hinged trailing axle	(67) (95)	
	26.460 FNLC, FNLRC, FNLLC, FNLLRW, FNLLRC	04.00 -	Achsausführung / Axle Version:LOL-08 Baumuster / Model:H17 H20	(17) (22)	
	24.360 FNLLC/N, FNLLW, FNLLRW, FNLLRC	09.01 -	Schleppachse / trailing axle für Fahrzeuge mit gelenkter Nachlaufachse / For vehicles with hinged trailing axle	(67) (95)	
	24.410 FNLLC/N, FNLLW, FNLLRW	09.01 -			
	24.460 FNLLC/N, FNLLW, FNLLRC, FNLLRW	09.01 -			
	24.480 FNLLC/N, FNLLW, FNLLRC, FNLLRW	09.02 -	Achsausführung / Axle Version:LOL-08-06	(17)	
	24.510 FNLLC/N, FNLLW, FNLLRW	09.01 -	Baumuster / Model:H44	(22)	
	24.530 FNLLC/N, FNLLW, FNLLRW	09.01 -	Scheibenbremse / Disc Brake	(66)	
	26.280 FNLC, FNLLC, FNLLW	11.02 -	Schleppachse / trailing axle für Fahrzeuge mit gelenkter Nachlaufachse / For vehicles with hinged trailing axle	(67) (95)	
	26.330 FNLC, FNLLC, FNLLW	11.02 -	Achsausführung / Axle Version:LOL-08 Baumuster / Model:H16 H19	(17) (22)	
	28.310 FNLC, FNLLC, FNLRC	09.02 -	Schleppachse / trailing axle für Fahrzeuge mit gelenkter Nachlaufachse / For vehicles with hinged trailing axle	(67) (95)	
	28.410 FNLC, FNLLC, FNLRC	09.02 -	Achsausführung / Axle Version:LOL-08 Baumuster / Model:H71 Scheibenbremse / Disc Brake	(17) (22) (66)	
	24.350, 24.360 FNLLC, FNLLW/N, FNLLRW	05.04 -	Schleppachse / trailing axle für Fahrzeuge mit gelenkter Nachlaufachse / For vehicles with hinged trailing axle	(67) (95)	
	24.390, 24.400 FNLLC/N, FNLLW/N, FNLLRC, FNLLRW	05.04 -			
24.430, 24.440 FNLLC/N, FNLRC, FNLLW	05.04 -	Achsausführung / Axle Version:LOL-08 Baumuster / Model:H45 Scheibenbremse / Disc Brake	(17) (22) (66)		
26.310, 26.320 FNLC, FNLLC, FNLRC, FNLLRC, FNLLW	05.04 -	Schleppachse / trailing axle für Fahrzeuge mit gelenkter Nachlaufachse / For vehicles with hinged trailing axle	(67) (95)		
26.310, 26.320 FNLS, FNLLS, FNLRS, FNLLRS	05.04 -				
26.350, 26.360 FNLS, FNLLS, FNLRS, FNLLRS, FPLS, FPLRS	05.04 -	Achsausführung / Axle Version:LOL-08 Baumuster / Model:H18 H21	(17) (22)		
26.390, 26.400 FNLS, FNLLS, FNLRS, FNLLRS, FPLS, FPLRS	05.04 -				
26.430, 26.440, FNLS, FNLLS, FNLRS, FNLLRS, FPLS, FPLRS	05.04 -				
26.350, 26.360 FNLC, FNLLC, FNLLW, FNLRC, FNLLRC	05.04 -	Schleppachse / trailing axle für Fahrzeuge mit gelenkter Nachlaufachse / For vehicles with hinged trailing axle	(67) (95)		
		Achsausführung / Axle Version:LOL-08 Baumuster / Model:H45 Scheibenbremse / Disc Brake	(17) (22) (66)		
26.350, 26.360 FNLC, FNLLC, FNLLW, FNLRC, FNLLRC	05.04 -	Schleppachse / trailing axle für Fahrzeuge mit gelenkter Nachlaufachse / For vehicles with hinged trailing axle	(67) (95)		
		Achsausführung / Axle Version:LOL-08 Baumuster / Model:H18 H21	(17) (22)		
26.480 FNLS, FNLLS, FNLRS, FPLS, FVLS, FVLR	02.06 -	Schleppachse / trailing axle für Fahrzeuge mit gelenkter Nachlaufachse / For vehicles with hinged trailing axle	(67) (95)		
		Achsausführung / Axle Version:LOL-08 Baumuster / Model:H18	(17) (22)		







MAN

TGA 6x2 03.00 -

 7	Spurstange / Rod Assembly Führungsstange / Guide Rod einseitig verstellbar / Adjustable on one side Länge [mm] / Length [mm]:1392 Konusmaß [mm] / Cone Size [mm]:30 Rohr-Ø [mm] / Pipe Ø [mm]:60 mit Zubehör / With accessories	(7) (35) (87) (53) (42) (64) (123)	34594 01 81.46711.6865 25353 01 21971 01 	
	26.410 FNLC, FNLLC, FNLLW, FNLRC, FNLLRC, FVLC	04.00 -	Vorlaufachse / Leading Axle für Fahrzeuge mit gelenkter Vorlaufachse / For vehicles with hinged leading axle Achsausführung / Axle Version:LOL-08 Baumuster / Model:H23	(71) (96) (17) (22)
	24.350, 24.360 FPLS, FPLRS 24.390, 24.400 FPLS, FPLRS 24.430, 24.440 FPLS, FPLRS 24.480 FPLS, FPLRS 26.350, 26.360 FNLS, FNLLS, FNLRS, FNLLRS, FPLS, FPLRS 26.390, 26.400 FNLS, FNLLS, FNLRS, FNLLRS, FPLS, FPLRS 26.430, 26.440, FNLS, FNLLS, FNLRS, FNLLRS, FPLS, FPLRS 26.480 FNLS, FNLLS, FNLRS, FPLS, FVLS, FVLR	02.04 - 05.04 - 05.04 - 01.06 - 05.04 - 05.04 - 05.04 - 05.04 - 02.06 -	Vorlaufachse / Leading Axle für Fahrzeuge mit gelenkter Vorlaufachse / For vehicles with hinged leading axle Achsausführung / Axle Version:LOL-08 Baumuster / Model:H24	(71) (96) (17) (22)
 5	Spurstangenkopf / Tie Rod End am Lenkzylinder / At steering cylinder Länge [mm] / Length [mm]:80 Innengewinde [mm] / Inner Thread [mm]:M30x1,5 mit Rechtsgewinde / with right-hand thread Konusmaß [mm] / Cone Size [mm]:30 mit Zubehör / With accessories	(8) (78) (53) (41) (118) (42) (123)	25165 01 81.95301.6238 	
	26.410 FNLC, FNLLC, FNLLW, FNLRC, FNLLRC, FVLC 26.460 FNLC, FNLRC, FNLLC, FNLLRW, FNLLRC	04.00 - 04.00 -	Schleppachse / trailing axle Baumuster / Model:H 17	(67) (22)
	28.310 FNLC, FNLLC, FNLRC 28.410 FNLC, FNLLC, FNLRC	09.02 - 09.02 -	Schleppachse / trailing axle Baumuster / Model:H 71	(67) (22)
	26.310, 26.320 FNLC, FNLLC, FNLRC, FNLLRC, FNLLW 26.310, 26.320 FNLS, FNLLS, FNLRS, FNLLRS 26.350, 26.360 FNLC, FNLLC, FNLLW, FNLRC, FNLLRC 26.350, 26.360 FNLS, FNLLS, FNLRS, FNLLRS, FPLS, FPLRS 26.390, 26.400 FNLC, FNLLC, FNLLW, FNLRC, FNLLRC 26.390, 26.400 FNLS, FNLLS, FNLRS, FNLLRS, FPLS, FPLRS 26.430, 26.440, FNLS, FNLLS, FNLRS, FNLLRS, FPLS, FPLRS	05.04 - 05.04 - 05.04 - 05.04 - 05.04 - 05.04 - 05.04 - 05.04 -	Schleppachse / trailing axle Baumuster / Model:H 18 H 21	(67) (22)
	26.480 FNLS, FNLLS, FNLRS, FPLS, FVLS, FVLR	02.06 -	Schleppachse / trailing axle Baumuster / Model:H 18	(67) (22)












TGA		6x2	03.00 -		
 5 Spurstangenkopf / Tie Rod End am Lenkzylinder / At steering cylinder Länge [mm] / Length [mm]:90 Innengewinde / Inner Thread Gewindemaß / Thread Size:M26x1,5 Konusmaß [mm] / Cone Size [mm]:30 mit Zubehör / With accessories	(8)			33771 01	82.95301.6016
		(78)			
		(53)			
		(40)			
		(37)			
	(42)				
	(123)				
26.410 FNLC, FNLLC, FNLLW, FNLRC, FNLLRC, FVLC	04.00 -		am Lenkzylinder / At steering cylinder für Fahrzeuge mit gelenkter Nachlaufachse / For vehicles with hinged trailing axle	(78)	(95)
26.460 FNLC, FNLRC, FNLLC, FNLLRW, FNLLRC	04.00 -		Baumuster / Model:H 17 H 20	(22)	
26.310, 26.320 FNLC, FNLLC, FNLRC, FNLLRC, FNLLW	05.04 -		am Lenkzylinder / At steering cylinder für Fahrzeuge mit gelenkter Nachlaufachse / For vehicles with hinged trailing axle	(78)	(95)
26.310, 26.320 FNLS, FNLLS, FNLRS, FNLLRS	05.04 -				
26.350, 26.360 FNLC, FNLLC, FNLLW, FNLRC, FNLLRC	05.04 -		Baumuster / Model:H 18 H 21	(22)	
26.350, 26.360 FNLS, FNLLS, FNLRS, FNLLRS, FPLS, FPLRS	05.04 -				
26.390, 26.400 FNLC, FNLLC, FNLLW, FNLRC, FNLLRC	05.04 -				
26.390, 26.400 FNLS, FNLLS, FNLRS, FNLLRS, FPLS, FPLRS	05.04 -				
26.430, 26.440, FNLS, FNLLS, FNLRS, FNLLRS, FPLS, FPLRS	05.04 -				
26.480 FNLS, FNLLS, FNLRS, FPLS, FVLS, FVLR	02.06 -		am Lenkzylinder / At steering cylinder für Fahrzeuge mit gelenkter Nachlaufachse / For vehicles with hinged trailing axle	(78)	(95)
			Baumuster / Model:H 18	(22)	
 5 Spurstangenkopf / Tie Rod End am Lenkzylinder / At steering cylinder Länge [mm] / Length [mm]:75 Innengewinde / Inner Thread Gewindemaß / Thread Size:M26x1,5 Konusmaß [mm] / Cone Size [mm]:30 mit Zubehör / With accessories	(8)			33772 01	81.95301.6280
		(78)			
		(53)			
		(40)			
		(37)			
	(42)				
	(123)				
26.410 FNLC, FNLLC, FNLLW, FNLRC, FNLLRC, FVLC	04.00 -		am Lenkzylinder / At steering cylinder für Fahrzeuge mit gelenkter Nachlaufachse / For vehicles with hinged trailing axle	(78)	(95)
26.460 FNLC, FNLRC, FNLLC, FNLLRW, FNLLRC	04.00 -		Baumuster / Model:H 17 H 20	(22)	
26.310, 26.320 FNLC, FNLLC, FNLRC, FNLLRC, FNLLW	05.04 -		am Lenkzylinder / At steering cylinder für Fahrzeuge mit gelenkter Nachlaufachse / For vehicles with hinged trailing axle	(78)	(95)
26.310, 26.320 FNLS, FNLLS, FNLRS, FNLLRS	05.04 -				
26.350, 26.360 FNLC, FNLLC, FNLLW, FNLRC, FNLLRC	05.04 -		Baumuster / Model:H 18 H 21	(22)	
26.350, 26.360 FNLS, FNLLS, FNLRS, FNLLRS, FPLS, FPLRS	05.04 -				
26.390, 26.400 FNLC, FNLLC, FNLLW, FNLRC, FNLLRC	05.04 -				
26.390, 26.400 FNLS, FNLLS, FNLRS, FNLLRS, FPLS, FPLRS	05.04 -				
26.430, 26.440, FNLS, FNLLS, FNLRS, FNLLRS, FPLS, FPLRS	05.04 -				
26.480 FNLS, FNLLS, FNLRS, FPLS, FVLS, FVLR	02.06 -		am Lenkzylinder / At steering cylinder für Fahrzeuge mit gelenkter Nachlaufachse / For vehicles with hinged trailing axle	(78)	(95)
			Baumuster / Model:H 18	(22)	



MAN

TGA 6x2/2/4 03.00 -

 19	Lenker, Radaufhängung / Track Control Arm Querlenker / Control Arm nicht verstellbar / Not adjustable Länge [mm] / Length [mm]:941 Lochabstand 1/Lochabstand 2 / Hole Pitch 1/ Hole Pitch 2:115/115 Bohrung-Ø 1 / Bohrung-Ø 2 [mm] / Bore Ø 1 / Bore Ø 2 [mm]:17/17 Rohr-Ø [mm] / Pipe Ø [mm]:60 Molekularlager / Molecular Bearing	(3) (61) (136) (53) (50) (24) (64) (57)	25207 01 © 25208 01	81.43220.6260 
	26.310 FNLC, FNLLC, FVLC, FNLLW, FNLC, FNLLRW 26.360 FNLC, FNLLC, FNLLW, FNLLRC, FNLLRW, FVLC 26.510 FNLC, FNLLC, FNLLW, FNLLRC, FVLC	09.00 - 09.00 - 12.00 -	 Achslast [t] / Axle Load [t]:7,1 Achslast [t] / Axle Load [t]:8,2 Achslast [t] / Axle Load [t]:8,5 Baumuster / Model:H20	(18) (18) (18) (22)
	26.310 FPLS, FVLS, FNLS, FNLLS, FPLRS, FNLR, FVLR 26.360 FDS, FDLS, FNLS, FNLLS, FPLS, FPLRS, FVLS, FVLR 26.410 FPLS, FPLRS, FVLS, FNLS, FNLLS 26.460 FPLS, FPLRS, FVLS, FVLR, FNLS, FNLLS, FNLR 26.480 FNLC, FNLLC, FVLC, FNLLRC, FVLLW 26.480 FNLS, FNLLS, FNLR, FPLS, FVLS 26.510 FNLS, FNLLS, FNLR, FPLS, FVLS 26.530 FNLC, FNLLC, FNLLW, FNLLRC, FVLC, FVLR 26.530 FNLS, FNLLS, FNLR, FPLS, FVLS, FVLR	12.00 - 12.00 - 12.00 - 12.00 - 09.02 - 09.02 - 12.00 - 09.02 - 09.02 -	 Achslast [t] / Axle Load [t]:7,1 Achslast [t] / Axle Load [t]:8,2 Achslast [t] / Axle Load [t]:8,5 Baumuster / Model:H20	(18) (18) (18) (22)
	26.310 FPLS, FVLS, FNLS, FNLLS, FPLRS, FNLR, FVLR 26.360 FDS, FDLS, FNLS, FNLLS, FPLS, FPLRS, FVLS, FVLR 26.410 FPLS, FPLRS, FVLS, FNLS, FNLLS 26.460 FPLS, FPLRS, FVLS, FVLR, FNLS, FNLLS, FNLR 26.480 FNLC, FNLLC, FVLC, FNLLRC, FVLLW 26.480 FNLS, FNLLS, FNLR, FPLS, FVLS 26.510 FNLS, FNLLS, FNLR, FPLS, FVLS 26.530 FNLC, FNLLC, FNLLW, FNLLRC, FVLC, FVLR 26.530 FNLS, FNLLS, FNLR, FPLS, FVLS, FVLR	12.00 - 12.00 - 12.00 - 12.00 - 09.02 - 09.02 - 12.00 - 09.02 - 09.02 -	 Achslast [t] / Axle Load [t]:8,5 Baumuster / Model:H23	(18) (22)
	26.430, 26.440, FNLC, FNLLC, FNLLW, FNLC, FNLLRC, FVLC	05.04 -	 Achslast [t] / Axle Load [t]:8,5 Baumuster / Model:H21	(18) (22)
	28.310, 28.320 FNLC, FNLLC, FNLLRC, FNLL-LE	07.06 -	 Achslast [t] / Axle Load [t]:8,5 Baumuster / Model:H74	(18) (22)
	28.350, 28.360 FNLC, FNLLC, FNLC, FNLL-LE	06.04 -	 Achslast [t] / Axle Load [t]:8,5 Baumuster / Model:H74 H85	(18) (22)
	28.390, 28.400 FNLC, FNLLC, FNLC-WW 28.430, 28.440 FNLC, FNLLC, FNLC-WW	06.04 - 06.04 -	 Achslast [t] / Axle Load [t]:8,5 Baumuster / Model:H75 H74 H85	(18) (22)

Pos







Ref.



MAN



TGA 6x2/2/4 03.00 -

 6	Spurstange / Rod Assembly Führungsstange / Guide Rod beidseitig verstellbar / Adjustable on both sides Länge [mm] / Length [mm]:1652 Konusmaß [mm] / Cone Size [mm]:30 Rohr-Ø [mm] / Pipe Ø [mm]:50 mit Zubehör / With accessories	(7) (35) (85) (53) (42) (64) (123)	11768 01 81.46711.6725 ▲ 11492 02 ▲ 11505 02	
	26.310 FNLC, FNLLC, FVLC, FNLLW, FNLR, FNLLRW 26.310 FPLS, FVLS, FNLS, FNLLS, FPLRS, FNLR, FVLR 26.360 FNLC, FNLLC, FNLLW, FNLLRC, FNLLRW, FVLC 26.410 FPLS, FPLRS, FVLS, FNLS, FNLLS 26.460 FPLS, FPLRS, FVLS, FVLR, FNLS, FNLLS, FNLR 26.480 FNLC, FNLLC, FVLC, FNLLRC, FVLLW 26.510 FNLC, FNLLC, FNLLW, FNLLRC, FVLC 26.510 FNLS, FNLLS, FNLR, FPLS, FVLS 26.530 FNLC, FNLLC, FNLLW, FNLLRC, FVLC, FVLR 26.530 FNLS, FNLLS, FNLR, FPLS, FVLS, FVLR	09.00 - 12.00 - 09.00 - 12.00 - 12.00 - 09.02 - 12.00 - 12.00 - 09.02 - 09.02 - 09.02 -	 Achsausführung / Axle Version:VO-09-Scheibenbremse / Disc Brake Baumuster / Model:H17 gerade Vorderachse / straight front axle	(17) (66) (22) (112)
26.360 FDS, FDLS, FNLS, FNLLS, FPLS, FPLRS, FVLS, FVLR	12.00 -	 Achsausführung / Axle Version:VO-09-Baumuster / Model:H17 gerade Vorderachse / straight front axle	(17) (22) (112)	













MAN

TGA 6x2/2/4 03.00 -

 6	Spurstange / Rod Assembly Führungsstange / Guide Rod einseitig verstellbar / Adjustable on one side Länge [mm] / Length [mm]:1679 Konusmaß [mm] / Cone Size [mm]:30 Rohr-Ø [mm] / Pipe Ø [mm]:52 mit Zubehör / With accessories	(7) (35) (87) (53) (42) (64) (123)	25395 01 81.46711.6921 21440 01 21971 01	
	26.310 FNLC, FNLLC, FVLC, FNLLW, FNLR, FNLLRW 26.360 FNLC, FNLLC, FNLLW, FNLLRC, FNLLRW, FVLC 26.510 FNLC, FNLLC, FNLLW, FNLLRC, FVLC	09.00 - 09.00 - 12.00 -	Achsausführung / Axle Version:VHK-09-01 Scheibenbremse / Disc Brake Baumuster / Model:H20 gekröpfte Vorderachse / Dropped front axle	(17) (66) (22) (110)
26.310 FNLC, FNLLC, FVLC, FNLLW, FNLR, FNLLRW 26.360 FNLC, FNLLC, FNLLW, FNLLRC, FNLLRW, FVLC 26.510 FNLC, FNLLC, FNLLW, FNLLRC, FVLC	09.00 - 09.00 - 12.00 -	Achsausführung / Axle Version:VOK-08 Achsausführung / Axle Version:VOK-09 Scheibenbremse / Disc Brake Baumuster / Model:H17 H20 gekröpfte Vorderachse / Dropped front axle	(17) (17) (66) (22) (110)	
26.310 FPLS, FVLS, FNLS, FNLLS, FPLRS, FNLR, FVLR 26.410 FPLS, FPLRS, FVLS, FNLS, FNLLS 26.460 FPLS, FPLRS, FVLS, FVLR, FNLS, FNLLS, FNLR 26.480 FNLC, FNLLC, FVLC, FNLLRC, FVLLW 26.510 FNLS, FNLLS, FNLR, FPLS, FVLS 26.530 FNLC, FNLLC, FNLLW, FNLLRC, FVLC, FVLR 26.530 FNLS, FNLLS, FNLR, FPLS, FVLS, FVLR	12.00 - 12.00 - 12.00 - 09.02 - 12.00 - 09.02 - 09.02 -	Achsausführung / Axle Version:VHK-09-01 Scheibenbremse / Disc Brake Baumuster / Model:H20 gekröpfte Vorderachse / Dropped front axle	(17) (66) (22) (110)	
26.310 FPLS, FVLS, FNLS, FNLLS, FPLRS, FNLR, FVLR 26.410 FPLS, FPLRS, FVLS, FNLS, FNLLS 26.460 FPLS, FPLRS, FVLS, FVLR, FNLS, FNLLS, FNLR 26.480 FNLC, FNLLC, FVLC, FNLLRC, FVLLW 26.510 FNLS, FNLLS, FNLR, FPLS, FVLS 26.530 FNLC, FNLLC, FNLLW, FNLLRC, FVLC, FVLR 26.530 FNLS, FNLLS, FNLR, FPLS, FVLS, FVLR	12.00 - 12.00 - 12.00 - 09.02 - 12.00 - 09.02 - 09.02 -	Achsausführung / Axle Version:VOK-08 Achsausführung / Axle Version:VOK-09 Scheibenbremse / Disc Brake Baumuster / Model:H17 H20 H23 gekröpfte Vorderachse / Dropped front axle	(17) (17) (66) (22) (110)	
26.360 FDS, FDLS, FNLS, FNLLS, FPLS, FPLRS, FVLS, FVLR	12.00 -	Achsausführung / Axle Version:VHK-09-01 Scheibenbremse / Disc Brake Baumuster / Model:H20 gekröpfte Vorderachse / Dropped front axle	(17) (66) (22) (110)	
26.360 FDS, FDLS, FNLS, FNLLS, FPLS, FPLRS, FVLS, FVLR	12.00 -	Achsausführung / Axle Version:VOK-08 Achsausführung / Axle Version:VOK-09 Scheibenbremse / Disc Brake Baumuster / Model:H17 H20 H23 H25 gekröpfte Vorderachse / Dropped front axle	(17) (17) (66) (22) (110)	
26.480 FNLS, FNLLS, FNLR, FPLS, FVLS	09.02 -	Achsausführung / Axle Version:VHK-09-01 Scheibenbremse / Disc Brake Baumuster / Model:H20 gekröpfte Vorderachse / Dropped front axle	(17) (66) (22) (110)	
26.480 FNLS, FNLLS, FNLR, FPLS, FVLS	09.02 -	Achsausführung / Axle Version:VOK-08 Achsausführung / Axle Version:VOK-09 Scheibenbremse / Disc Brake Baumuster / Model:H23 gekröpfte Vorderachse / Dropped front axle	(17) (17) (66) (22) (110)	
26.430, 26.440, FNLC, FNLLC, FNLLW, FNLR, FNLLRC, FVLC	05.04 -	Achsausführung / Axle Version:VOK-09 Achsausführung / Axle Version:VOK-08 Scheibenbremse / Disc Brake Baumuster / Model:H18 H21 gekröpfte Vorderachse / Dropped front axle	(17) (17) (66) (22) (110)	
26.480 FNLC, FNLR-WW, FNLLC, FNLLRC, FNLLW, FVLC	02.06 -	Achsausführung / Axle Version:VOK-09 Achsausführung / Axle Version:VOK-08 Scheibenbremse / Disc Brake Baumuster / Model:H18 gekröpfte Vorderachse / Dropped front axle	(17) (17) (66) (22) (110)	
28.310, 28.320 FNLC, FNLLC, FNLLRC, FNLLR-LE	07.06 -	Achsausführung / Axle Version:VOK-08 Achsausführung / Axle Version:VOK-09 Scheibenbremse / Disc Brake Baumuster / Model:H74 H89 H85 gekröpfte Vorderachse / Dropped front axle	(17) (17) (66) (22) (110)	
28.310, 28.320 FNLC, FNLLC, FNLLRC, FNLLR-LE	07.06 -	Achsausführung / Axle Version:VHK-09-01 Scheibenbremse / Disc Brake Baumuster / Model:H74 H89 gekröpfte Vorderachse / Dropped front axle	(17) (66) (22) (110)	
28.350, 28.360 FNLC, FNLLC, FNLR, FNLL-LE	06.04 -	Achsausführung / Axle Version:VHK-09-01 Scheibenbremse / Disc Brake Baumuster / Model:H74 H89 gekröpfte Vorderachse / Dropped front axle	(17) (66) (22) (110)	











TGA		6x2/2/4	03.00 -		
 6	Spurstange / Rod Assembly Führungsstange / Guide Rod einseitig verstellbar / Adjustable on one side Länge [mm] / Length [mm]:1679 Konusmaß [mm] / Cone Size [mm]:30 Rohr-Ø [mm] / Pipe Ø [mm]:52 mit Zubehör / With accessories	(7) (35) (87) (53) (42) (64) (123)		25395 01 81.46711.6921 ▲ 21440 01 21971 01	
	28.390, 28.400 FNLC, FNLLC, FNLRC-WW 06.04 - 28.430, 28.440 FNLC, FNLLC, FNLRC-WW 06.04 -		Achsausführung / Axle Version:VHK-09-01 (17) Scheibenbremse / Disc Brake (66) Baumuster / Model:H74 H89 (22) gekröpfte Vorderachse / Dropped front axle (110)		
	28.390, 28.400 FNLC, FNLLC, FNLRC-WW 06.04 - 28.430, 28.440 FNLC, FNLLC, FNLRC-WW 06.04 -		Achsausführung / Axle Version:VOK-08 (17) Achsausführung / Axle Version:VOK-09 (17) Scheibenbremse / Disc Brake (66) Baumuster / Model:H74 H89 H85 H75 (22) gekröpfte Vorderachse / Dropped front axle (110)		
 1	Lenkstange / Centre Rod Assembly Schubstange / Push Rod einseitig verstellbar / Adjustable on one side Länge [mm] / Length [mm]:993 Konusmaß [mm] / Cone Size [mm]:30 Rohr-Ø [mm] / Pipe Ø [mm]:52 mit Zubehör / With accessories	(4) (68) (87) (53) (42) (64) (123)		30592 01 81.46611.6198 21971 01 ▲ 25353 01	
	26.310 FNLC, FNLLC, FVLC, FNLLW, FNLRC, FNLLRW 26.360 FNLC, FNLLC, FNLLW, FNLLRC, FNLLRW, FVLC 26.510 FNLC, FNLLC, FNLLW, FNLLRC, FVLC	09.00 - 09.00 - 12.00 -	 Lenkstockhebel zur 1. VA / Pitman Arm to 1st FA (48) Baumuster / Model:H17 (22)		
	26.310 FPLS, FVLS, FNLS, FNLLS, FPLRS, FNLRS, FVLS 26.410 FPLS, FPLRS, FVLS, FNLS, FNLLS 26.460 FPLS, FPLRS, FVLS, FVLS, FNLS, FNLLS, FNLRS 26.480 FNLC, FNLLC, FVLC, FNLLRC, FVLLW 26.510 FNLS, FNLLS, FNLRS, FPLS, FVLS 26.530 FNLC, FNLLC, FNLLW, FNLLRC, FVLC, FVLS 26.530 FNLS, FNLLS, FNLRS, FPLS, FVLS, FVLS	12.00 - 12.00 - 12.00 - 09.02 - 12.00 - 09.02 - 09.02 -	 Lenkstockhebel zur 1. VA / Pitman Arm to 1st FA (48) Baumuster / Model:H17 H23 (22)		
	26.360 FDS, FDLS, FNLS, FNLLS, FPLS, FPLRS, FVLS, FVLS	12.00 -	 Lenkstockhebel zur 1. VA / Pitman Arm to 1st FA (48) Baumuster / Model:H17 H23 (22)		
	26.360 FDS, FDLS, FNLS, FNLLS, FPLS, FPLRS, FVLS, FVLS	12.00 -	 Lenkstockhebel zur 1. VA / Pitman Arm to 1st FA (48) Baumuster / Model:H25 (22)		
	26.480 FNLS, FNLLS, FNLRS, FPLS, FVLS	09.02 -	 Lenkstockhebel zur 1. VA / Pitman Arm to 1st FA (48) Baumuster / Model:H23 (22)		
	28.310, 28.320 FNLC, FNLLC, FNLLRC, FNLLR-LE 28.350, 28.360 FNLC, FNLLC, FNLRC, FNLL-LE 28.390, 28.400 FNLC, FNLLC, FNLRC-WW 28.430, 28.440 FNLC, FNLLC, FNLRC-WW	07.06 - 06.04 - 06.04 - 06.04 -	 Lenkstockhebel zur 1. VA / Pitman Arm to 1st FA (48) Baumuster / Model:H89 (22)		











MAN

TGA 6x2/2/4 03.00 -

 1	Lenkstange / Centre Rod Assembly Schubstange / Push Rod einseitig verstellbar / Adjustable on one side Länge [mm] / Length [mm]:967 Konusmaß [mm] / Cone Size [mm]:30 Rohr-Ø [mm] / Pipe Ø [mm]:52 mit Zubehör / With accessories	(4) (68) (87) (53) (42) (64) (123)	30593 01 81.46611.6200 ▲ 25353 01 21971 01		
	26.310 FNLC, FNLLC, FVLC, FNLLW, FNLR, FNLLRW 26.360 FNLC, FNLLC, FNLLW, FNLLRC, FNLLRW, FVLC 26.510 FNLC, FNLLC, FNLLW, FNLLRC, FVLC	09.00 - 09.00 - 12.00 -		Lenkstockhebel zur 1. VA / Pitman Arm to 1st FA Baumuster / Model:H20	(48) (22)
	26.310 FPLS, FVLS, FNLS, FNLLS, FPLRS, FNLR, FVLR 26.360 FDS, FDLS, FNLS, FNLLS, FPLS, FPLRS, FVLS, FVLR 26.410 FPLS, FPLRS, FVLS, FNLS, FNLLS 26.460 FPLS, FPLRS, FVLS, FVLR, FNLS, FNLLS, FNLR 26.480 FNLC, FNLLC, FVLC, FNLLRC, FVLLW 26.480 FNLS, FNLLS, FNLR, FPLS, FVLS 26.510 FNLS, FNLLS, FNLR, FPLS, FVLS 26.530 FNLC, FNLLC, FNLLW, FNLLRC, FVLC, FVLR 26.530 FNLS, FNLLS, FNLR, FPLS, FVLS, FVLR	12.00 - 12.00 - 12.00 - 12.00 - 09.02 - 09.02 - 12.00 - 09.02 - 09.02 -		Lenkstockhebel zur 1. VA / Pitman Arm to 1st FA Baumuster / Model:H20 H23	(48) (22)
	26.430, 26.440, FNLC, FNLLC, FNLLW, FNLR, FNLLRC, FVLC	05.04 -		Lenkstockhebel zur 1. VA / Pitman Arm to 1st FA Baumuster / Model:H21	(48) (22)
	28.350, 28.360 FNLC, FNLLC, FNLR, FNLL-LE	06.04 -		Lenkstockhebel zur 1. VA / Pitman Arm to 1st FA Baumuster / Model:H85	(48) (22)
	28.390, 28.400 FNLC, FNLLC, FNLR-WW 28.430, 28.440 FNLC, FNLLC, FNLR-WW	06.04 - 06.04 -		Lenkstockhebel zur 1. VA / Pitman Arm to 1st FA Baumuster / Model:H85	(48) (22)
	28.390, 28.400 FNLC, FNLLC, FNLR-WW 28.430, 28.440 FNLC, FNLLC, FNLR-WW	06.04 - 06.04 -		Lenkstockhebel zur 1. VA / Pitman Arm to 1st FA Baumuster / Model:H75	(48) (22)














TGA 6x2/2/4 03.00 -

10	Lenker, Radaufhängung / Track Control Arm Längslenker / Trailing Arm Länge [mm] / Length [mm]:577 Lochabstand 1/Lochabstand 2 / Hole Pitch 1/ Hole Pitch 2:130/130 Bohrung-Ø 1 / Bohrung-Ø 2 [mm] / Bore Ø 1 / Bore Ø 2 [mm]:19/19 Rohr-Ø [mm] / Pipe Ø [mm]:48 Molekularlager / Molecular Bearing	(3) (54) (53) (50) (24) (64) (57)	<p style="text-align: right;">11757 02 81.43220.6129</p> 
	26.310 FNLC, FNLLC, FVLC, FNLLW, FNLC, FNLLRW 26.310 FPLS, FVLS, FNLS, FNLLS, FPLRS, FNLS, FVLS 26.360 FDS, FDLs, FNLS, FNLLS, FPLS, FPLRS, FVLS, FVLS 26.360 FNLC, FNLLC, FNLLW, FNLLRC, FNLLRW, FVLC 26.410 FPLS, FPLRS, FVLS, FNLS, FNLLS 26.460 FPLS, FPLRS, FVLS, FVLS, FNLS, FNLS, FNLS 26.480 FNLC, FNLLC, FVLC, FNLLRC, FVLLW 26.510 FNLS, FNLLS, FNLS, FPLS, FVLS 26.530 FNLC, FNLLC, FNLLW, FNLLRC, FVLC, FVLC 26.530 FNLS, FNLLS, FNLS, FPLS, FVLS, FVLS	09.00 - 12.00 - 12.00 - 09.00 - 12.00 - 12.00 - 09.02 - 12.00 - 09.02 - 09.02 -	 Schleppachse / trailing axle ->01.2005 (67) Baumuster / Model:H17 H20 (22) nicht bei CDC Dämpfern (Continuous Damping Control) / not with (124) CDC dampers (Continuous Damping Control) nicht bei EFR (Elektronische Fahrwerkregelung) / not for Electronic (125) Chassis Control nicht bei RAS (hydraulisch zwangsgelenkte Nachlaufachse) / not with (126) RAS (hydraulically positively steered tag axle)
	26.480 FNLS, FNLLS, FNLS, FPLS, FVLS	09.02 -	 Schleppachse / trailing axle (67) ->01.2005 Baumuster / Model:H20 (22) nicht bei CDC Dämpfern (Continuous Damping Control) / not with (124) CDC dampers (Continuous Damping Control) nicht bei EFR (Elektronische Fahrwerkregelung) / not for Electronic (125) Chassis Control nicht bei RAS (hydraulisch zwangsgelenkte Nachlaufachse) / not with (126) RAS (hydraulically positively steered tag axle)
	26.430, 26.440, FNLC, FNLLC, FNLLW, FNLC, FNLLRC, FVLC	05.04 -	 Schleppachse / trailing axle (67) ->01.2005 Baumuster / Model:H18 H21 (22) nicht bei CDC Dämpfern (Continuous Damping Control) / not with (124) CDC dampers (Continuous Damping Control) nicht bei EFR (Elektronische Fahrwerkregelung) / not for Electronic (125) Chassis Control nicht bei RAS (hydraulisch zwangsgelenkte Nachlaufachse) / not with (126) RAS (hydraulically positively steered tag axle)
	28.310, 28.320 FNLC, FNLLC, FNLLRC, FNLLR-LE 28.350, 28.360 FNLC, FNLLC, FNLC, FNLL-LE	07.06 - 06.04 -	 Schleppachse / trailing axle (67) Baumuster / Model:H74 (22) nicht bei RAS (hydraulisch zwangsgelenkte Nachlaufachse) / not with (126) RAS (hydraulically positively steered tag axle) bei RAS-EC (hydraulisch zwangsgelenkte Nachlaufachse, (84) elektronisch gesteuert) / with RAS-EC (hydraulically positively steered tag axle - Electronically Controlled) bei EFR (Elektronische Fahrwerkregelung) / with EFR (Electronic (82) Suspension Control)
	28.390, 28.400 FNLC, FNLLC, FNLC-WW 28.430, 28.440 FNLC, FNLLC, FNLC-WW	06.04 - 06.04 -	 Schleppachse / trailing axle (67) Baumuster / Model:H74 H75 (22) nicht bei RAS (hydraulisch zwangsgelenkte Nachlaufachse) / not with (126) RAS (hydraulically positively steered tag axle) bei RAS-EC (hydraulisch zwangsgelenkte Nachlaufachse, (84) elektronisch gesteuert) / with RAS-EC (hydraulically positively steered tag axle - Electronically Controlled) bei EFR (Elektronische Fahrwerkregelung) / with EFR (Electronic (82) Suspension Control)
10	Lenker, Radaufhängung / Track Control Arm Längslenker / Trailing Arm nicht verstellbar / Not adjustable Länge [mm] / Length [mm]:596 Rohr-Ø [mm] / Pipe Ø [mm]:48 Bohrung-Ø 1 / Bohrung-Ø 2 [mm] / Bore Ø 1 / Bore Ø 2 [mm]:19/19 Lochabstand 1/Lochabstand 2 / Hole Pitch 1/ Hole Pitch 2:130/130 Molekularlager / Molecular Bearing 26.360 FDS, FDLs, FNLS, FNLLS, FPLS, FPLRS, FVLS, FVLS	(3) (54) (136) (53) (64) (24) (50) (57)	<p style="text-align: right;">25041 01 81.43220.6196 ® 30610 01</p>   Antriebsachse / Drive Shaft (19) Baumuster / Model:H25 (22) mit Stabilisator an der Hinterachse / with stabilizer on the rear axle (120)













MAN

TGA 6x2/2/4 03.00 -

 10	Lenker, Radaufhängung / Track Control Arm Längslenker / Trailing Arm nicht verstellbar / Not adjustable Länge [mm] / Length [mm]:572 Lochabstand 1/Lochabstand 2 / Hole Pitch 1/ Hole Pitch 2:130/130 Bohrung-Ø 1 / Bohrung-Ø 2 [mm] / Bore Ø 1 / Bore Ø 2 [mm]:19/19 Rohr-Ø [mm] / Pipe Ø [mm]:48 Molekularlager / Molecular Bearing	(3) (54) (136) (53) (50) (24) (64) (57)	25209 02 81.43220.6229 © 23211 01	
	26.310 FNLC, FNLLC, FVLC, FNLLW, FNLCR, FNLLRW 09.00 -	 Schleppachse / trailing axle für Fahrzeuge mit gelenkter Nachlaufachse / For vehicles with hinged trailing axle 03.2004-> Baumuster / Model:H17 H20 nicht bei RAS-EC (hydraulisch zwangsgelenkte Nachlaufachse, elektronisch gesteuert) / not with RAS-EC (hydraulically positively steered tag axle, electronic controlled)	(67) (95) (22) (127)	
26.310 FNLC, FNLLC, FVLC, FNLLW, FNLCR, FNLLRW 09.00 -	 Antriebsachse / Drive Shaft nicht für / Not for:HP-1352 Baumuster / Model:H17 H20	(19) (128) (22)		
26.310 FNLC, FNLLC, FVLC, FNLLW, FNLCR, FNLLRW 09.00 -	 Vorlaufachse / Leading Axle Baumuster / Model:H17 H20	(71) (22)		
26.360 FNLC, FNLLC, FNLLW, FNLLRC, FNLLRW, FVLC 09.00 - 26.510 FNLC, FNLLC, FNLLW, FNLLRC, FVLC 12.00 -	 Schleppachse / trailing axle für Fahrzeuge mit starrer Nachlaufachse / For vehicles with rigid trailing axle 01.2005-> Baumuster / Model:H17 H20	(67) (97) (22)		
26.360 FNLC, FNLLC, FNLLW, FNLLRC, FNLLRW, FVLC 09.00 - 26.510 FNLC, FNLLC, FNLLW, FNLLRC, FVLC 12.00 -	 Schleppachse / trailing axle für Fahrzeuge mit gelenkter Nachlaufachse / For vehicles with hinged trailing axle 03.2004-> Baumuster / Model:H17 H20 nicht bei RAS-EC (hydraulisch zwangsgelenkte Nachlaufachse, elektronisch gesteuert) / not with RAS-EC (hydraulically positively steered tag axle, electronic controlled)	(67) (95) (22) (127)		
26.360 FNLC, FNLLC, FNLLW, FNLLRC, FNLLRW, FVLC 09.00 - 26.510 FNLC, FNLLC, FNLLW, FNLLRC, FVLC 12.00 -	 Vorlaufachse / Leading Axle Baumuster / Model:H17 H20	(71) (22)		
26.360 FNLC, FNLLC, FNLLW, FNLLRC, FNLLRW, FVLC 09.00 - 26.510 FNLC, FNLLC, FNLLW, FNLLRC, FVLC 12.00 -	 Antriebsachse / Drive Shaft nicht für / Not for:HP-1352 Baumuster / Model:H17 H20	(19) (128) (22)		
26.310 FPLS, FVLS, FNLS, FNLLS, FPLRS, FNLS, FVLS 12.00 - 26.360 FDS, FDLS, FNLS, FNLLS, FPLS, FPLRS, FVLS, FVLS 12.00 - 26.410 FPLS, FPLRS, FVLS, FNLS, FNLLS 12.00 - 26.460 FPLS, FPLRS, FVLS, FVLS, FNLS, FNLLS, FNLS 12.00 - 26.510 FNLS, FNLLS, FNLS, FPLS, FVLS 12.00 - 26.530 FNLC, FNLLC, FNLLW, FNLLRC, FVLC, FVLC 09.02 - 26.530 FNLS, FNLLS, FNLS, FPLS, FVLS, FVLS 09.02 -	 Schleppachse / trailing axle für Fahrzeuge mit starrer Nachlaufachse / For vehicles with rigid trailing axle 01.2005-> Baumuster / Model:H17 H20	(67) (97) (22)		
26.310 FPLS, FVLS, FNLS, FNLLS, FPLRS, FNLS, FVLS 12.00 - 26.360 FDS, FDLS, FNLS, FNLLS, FPLS, FPLRS, FVLS, FVLS 12.00 - 26.410 FPLS, FPLRS, FVLS, FNLS, FNLLS 12.00 - 26.460 FPLS, FPLRS, FVLS, FVLS, FNLS, FNLLS, FNLS 12.00 - 26.510 FNLS, FNLLS, FNLS, FPLS, FVLS 12.00 - 26.530 FNLC, FNLLC, FNLLW, FNLLRC, FVLC, FVLC 09.02 - 26.530 FNLS, FNLLS, FNLS, FPLS, FVLS, FVLS 09.02 -	 Schleppachse / trailing axle für Fahrzeuge mit gelenkter Nachlaufachse / For vehicles with hinged trailing axle 03.2004-> Baumuster / Model:H17 H20 nicht bei RAS-EC (hydraulisch zwangsgelenkte Nachlaufachse, elektronisch gesteuert) / not with RAS-EC (hydraulically positively steered tag axle, electronic controlled)	(67) (95) (22) (127)		





TGA 6x2/2/4 03.00 -

<p> 10</p>	<p>Lenker, Radaufhängung / Track Control Arm Längslenker / Trailing Arm nicht verstellbar / Not adjustable Länge [mm] / Length [mm]:572 Lochabstand 1/Lochabstand 2 / Hole Pitch 1/ Hole Pitch 2:130/130 Bohrung-Ø 1 / Bohrung-Ø 2 [mm] / Bore Ø 1 / Bore Ø 2 [mm]:19/19 Rohr-Ø [mm] / Pipe Ø [mm]:48 Molekularlager / Molecular Bearing</p>	<p>(3) (54) (136) (53) (50) (24) (64) (57)</p>		<p>25209 02 81.43220.6229 © 23211 01</p> 
	<p>26.310 FPLS, FVLS, FNLS, FNLLS, FPLRS, FNLRS, FVLRS 12.00 - 26.360 FDS, FDLS, FNLS, FNLLS, FPLS, FPLRS, FVLS, FVLRS 12.00 - 26.410 FPLS, FPLRS, FVLS, FNLS, FNLLS 12.00 - 26.460 FPLS, FPLRS, FVLS, FVLRS, FNLS, FNLLS, FNLRS 12.00 - 26.510 FNLS, FNLLS, FNLRS, FPLS, FVLS 12.00 - 26.530 FNLC, FNLLC, FNLLW, FNLLRC, FVLC, FVLRC 09.02 - 26.530 FNLS, FNLLS, FNLRS, FPLS, FVLS, FVLRS 09.02 -</p>		<p> Antriebsachse / Drive Shaft nicht für / Not for:HP-1352 Baumuster / Model:H20</p>	<p>(19) (128) (22)</p>
	<p>26.310 FPLS, FVLS, FNLS, FNLLS, FPLRS, FNLRS, FVLRS 12.00 - 26.360 FDS, FDLS, FNLS, FNLLS, FPLS, FPLRS, FVLS, FVLRS 12.00 - 26.410 FPLS, FPLRS, FVLS, FNLS, FNLLS 12.00 - 26.460 FPLS, FPLRS, FVLS, FVLRS, FNLS, FNLLS, FNLRS 12.00 - 26.510 FNLS, FNLLS, FNLRS, FPLS, FVLS 12.00 - 26.530 FNLC, FNLLC, FNLLW, FNLLRC, FVLC, FVLRC 09.02 - 26.530 FNLS, FNLLS, FNLRS, FPLS, FVLS, FVLRS 09.02 -</p>		<p> Vorlaufachse / Leading Axle Baumuster / Model:H17 H20</p>	<p>(71) (22)</p>
	<p>26.310 FPLS, FVLS, FNLS, FNLLS, FPLRS, FNLRS, FVLRS 12.00 - 26.360 FDS, FDLS, FNLS, FNLLS, FPLS, FPLRS, FVLS, FVLRS 12.00 - 26.410 FPLS, FPLRS, FVLS, FNLS, FNLLS 12.00 - 26.460 FPLS, FPLRS, FVLS, FVLRS, FNLS, FNLLS, FNLRS 12.00 - 26.510 FNLS, FNLLS, FNLRS, FPLS, FVLS 12.00 - 26.530 FNLC, FNLLC, FNLLW, FNLLRC, FVLC, FVLRC 09.02 - 26.530 FNLS, FNLLS, FNLRS, FPLS, FVLS, FVLRS 09.02 -</p>		<p> Antriebsachse / Drive Shaft nicht für / Not for:HP-1352 Baumuster / Model:H17 H20</p>	<p>(19) (128) (22)</p>
	<p>26.310 FPLS, FVLS, FNLS, FNLLS, FPLRS, FNLRS, FVLRS 12.00 - 26.360 FDS, FDLS, FNLS, FNLLS, FPLS, FPLRS, FVLS, FVLRS 12.00 - 26.410 FPLS, FPLRS, FVLS, FNLS, FNLLS 12.00 - 26.460 FPLS, FPLRS, FVLS, FVLRS, FNLS, FNLLS, FNLRS 12.00 - 26.510 FNLS, FNLLS, FNLRS, FPLS, FVLS 12.00 - 26.530 FNLC, FNLLC, FNLLW, FNLLRC, FVLC, FVLRC 09.02 - 26.530 FNLS, FNLLS, FNLRS, FPLS, FVLS, FVLRS 09.02 -</p>		<p> Vorlaufachse / Leading Axle Baumuster / Model:H23</p>	<p>(71) (22)</p>
	<p>26.480 FNLC, FNLLC, FVLC, FNLLRC, FVLLW 09.02 -</p>		<p> Schleppachse / trailing axle für Fahrzeuge mit starrer Nachlaufachse / For vehicles with rigid trailing axle 01.2005-> Baumuster / Model:H17 H20</p>	<p>(67) (97) (22)</p>
	<p>26.480 FNLC, FNLLC, FVLC, FNLLRC, FVLLW 09.02 -</p>		<p> Schleppachse / trailing axle für Fahrzeuge mit gelenkter Nachlaufachse / For vehicles with hinged trailing axle 03.2004-> Baumuster / Model:H17 H20 nicht für / Not for:RAS-EC</p>	<p>(67) (95) (22) (128)</p>
	<p>26.480 FNLC, FNLLC, FVLC, FNLLRC, FVLLW 09.02 -</p>		<p> Vorlaufachse / Leading Axle Baumuster / Model:H17 H20</p>	<p>(71) (22)</p>
	<p>26.480 FNLC, FNLLC, FVLC, FNLLRC, FVLLW 09.02 -</p>		<p> Antriebsachse / Drive Shaft nicht für / Not for:HP-1352 Baumuster / Model:H20</p>	<p>(19) (128) (22)</p>















MAN

TGA 6x2/2/4 03.00 -

 10	Lenker, Radaufhängung / Track Control Arm Längslenker / Trailing Arm nicht verstellbar / Not adjustable Länge [mm] / Length [mm]:572 Lochabstand 1/Lochabstand 2 / Hole Pitch 1/ Hole Pitch 2:130/130 Bohrung-Ø 1 / Bohrung-Ø 2 [mm] / Bore Ø 1 / Bore Ø 2 [mm]:19/19 Rohr-Ø [mm] / Pipe Ø [mm]:48 Molekularlager / Molecular Bearing	(3) (54) (136) (53) (50) (24) (64) (57)	25209 02 © 23211 01	81.43220.6229 	
	26.480 FNLC, FNLLC, FVLC, FNLLRC, FVLLW	09.02 -		Antriebsachse / Drive Shaft nicht für / Not for:HP-1352 Baumuster / Model:H17 H20	(19) (128) (22)
	26.480 FNLC, FNLLC, FVLC, FNLLRC, FVLLW	09.02 -		Vorlaufachse / Leading Axle Baumuster / Model:H23	(71) (22)
	26.480 FNLS, FNLLS, FNLRs, FPLS, FVLS	09.02 -		Schleppachse / trailing axle für Fahrzeuge mit starrer Nachlaufachse / For vehicles with rigid trailing axle 01.2005-> Baumuster / Model:H20	(67) (97) (22)
	26.480 FNLS, FNLLS, FNLRs, FPLS, FVLS	09.02 -		Schleppachse / trailing axle für Fahrzeuge mit gelenkter Nachlaufachse / For vehicles with hinged trailing axle 03.2004-> Baumuster / Model:H20 nicht bei RAS-EC (hydraulisch zwangsgelenkte Nachlaufachse, elektronisch gesteuert) / not with RAS-EC (hydraulically positively steered tag axle, electronic controlled)	(67) (95) (22) (127)
	26.480 FNLS, FNLLS, FNLRs, FPLS, FVLS	09.02 -		Vorlaufachse / Leading Axle Baumuster / Model:H20	(71) (22)
	26.480 FNLS, FNLLS, FNLRs, FPLS, FVLS	09.02 -		Vorlaufachse / Leading Axle Baumuster / Model:H23	(71) (22)
	26.480 FNLS, FNLLS, FNLRs, FPLS, FVLS	09.02 -		Antriebsachse / Drive Shaft nicht für / Not for:HP-1352 Baumuster / Model:H20	(19) (128) (22)
	26.430, 26.440, FNLC, FNLLC, FNLLW, FNLRc, FNLLRC, FVLC	05.04 -		Schleppachse / trailing axle für Fahrzeuge mit starrer Nachlaufachse / For vehicles with rigid trailing axle 01.2005-> Baumuster / Model:H18 H21	(67) (97) (22)
	26.430, 26.440, FNLC, FNLLC, FNLLW, FNLRc, FNLLRC, FVLC	05.04 -		Schleppachse / trailing axle für Fahrzeuge mit gelenkter Nachlaufachse / For vehicles with hinged trailing axle 03.2004-> Baumuster / Model:H18 H21 nicht bei RAS-EC (hydraulisch zwangsgelenkte Nachlaufachse, elektronisch gesteuert) / not with RAS-EC (hydraulically positively steered tag axle, electronic controlled)	(67) (95) (22) (127)
	26.430, 26.440, FNLC, FNLLC, FNLLW, FNLRc, FNLLRC, FVLC	05.04 -		Antriebsachse / Drive Shaft nicht für / Not for:HP-1352 Baumuster / Model:H18 H21	(19) (128) (22)
	26.480 FNLC, FNLRc-VW, FNLLC, FNLLRC, FNLLW, FVLC	02.06 -		Schleppachse / trailing axle für Fahrzeuge mit starrer Nachlaufachse / For vehicles with rigid trailing axle 01.2005-> Baumuster / Model:H18	(67) (97) (22)





TGA 6x2/2/4 03.00 -

<p> 10</p>	<p>Lenker, Radaufhängung / Track Control Arm Längslenker / Trailing Arm nicht verstellbar / Not adjustable Länge [mm] / Length [mm]:572 Lochabstand 1/Lochabstand 2 / Hole Pitch 1/ Hole Pitch 2:130/130 Bohrung-Ø 1 / Bohrung-Ø 2 [mm] / Bore Ø 1 / Bore Ø 2 [mm]:19/19 Rohr-Ø [mm] / Pipe Ø [mm]:48 Molekularlager / Molecular Bearing</p>	<p>(3) (54) (136) (53) (50) (24) (64) (57)</p>	<p>25209 02 81.43220.6229 © 23211 01</p> 
	<p>26.480 FNLC, FNLRC-WW, FNLLC, FNLLRC, FNLLW, FVLC</p>	<p>02.06 -</p>	<p> Schleppachse / trailing axle für Fahrzeuge mit gelenkter Nachlaufachse / For vehicles with hinged trailing axle 03.2004-> Baumuster / Model:H18 nicht bei RAS-EC (hydraulisch zwangsgelenkte Nachlaufachse, elektronisch gesteuert) / not with RAS-EC (hydraulically positively steered tag axle, electronic controlled)</p>
	<p>26.480 FNLC, FNLRC-WW, FNLLC, FNLLRC, FNLLW, FVLC</p>	<p>02.06 -</p>	<p> Antriebsachse / Drive Shaft nicht für / Not for:HP-1352 Baumuster / Model:H18</p>
	<p>28.310, 28.320 FNLC, FNLLC, FNLLRC, FNLLR-LE</p>	<p>07.06 -</p>	<p> Antriebsachse / Drive Shaft Baumuster / Model:H89</p>
	<p>28.310, 28.320 FNLC, FNLLC, FNLLRC, FNLLR-LE</p>	<p>07.06 -</p>	<p> Antriebsachse / Drive Shaft für Fahrzeuge mit starrer Nachlaufachse / For vehicles with rigid trailing axle Baumuster / Model:H74</p>
	<p>28.350, 28.360 FNLC, FNLLC, FNLR, FNLL-LE</p>	<p>06.04 -</p>	<p> Antriebsachse / Drive Shaft für Fahrzeuge mit starrer Nachlaufachse / For vehicles with rigid trailing axle Baumuster / Model:H74</p>
	<p>28.350, 28.360 FNLC, FNLLC, FNLR, FNLL-LE</p>	<p>06.04 -</p>	<p> Antriebsachse / Drive Shaft Baumuster / Model:H85 H89</p>
	<p>28.390, 28.400 FNLC, FNLLC, FNLR-WW 28.430, 28.440 FNLC, FNLLC, FNLR-WW</p>	<p>06.04 - 06.04 -</p>	<p> Schleppachse / trailing axle für Fahrzeuge mit starrer Nachlaufachse / For vehicles with rigid trailing axle Baumuster / Model:H75 01.2005-></p>
	<p>28.390, 28.400 FNLC, FNLLC, FNLR-WW 28.430, 28.440 FNLC, FNLLC, FNLR-WW</p>	<p>06.04 - 06.04 -</p>	<p> Antriebsachse / Drive Shaft für Fahrzeuge mit starrer Nachlaufachse / For vehicles with rigid trailing axle Baumuster / Model:H74 H75</p>
	<p>28.390, 28.400 FNLC, FNLLC, FNLR-WW 28.430, 28.440 FNLC, FNLLC, FNLR-WW</p>	<p>06.04 - 06.04 -</p>	<p> Antriebsachse / Drive Shaft Baumuster / Model:H85 H89</p>
	<p>28.390, 28.400 FNLC, FNLLC, FNLR-WW 28.430, 28.440 FNLC, FNLLC, FNLR-WW</p>	<p>06.04 - 06.04 -</p>	<p> Schleppachse / trailing axle für Fahrzeuge mit gelenkter Nachlaufachse / For vehicles with hinged trailing axle Baumuster / Model:H75</p>












MAN

TGA 6x2/2/4 03.00 -

 8	Lenker, Radaufhängung / Track Control Arm Dreieckslenker / A-Frame Dreieckslenker (NKW) / A-Frame (CV) Länge [mm] / Length [mm]:627 Lochabstand 1/Lochabstand 2 / Hole Pitch 1/ Hole Pitch 2:130/130 Bohrung-Ø 1 / Bohrung-Ø 2 [mm] / Bore Ø 1 / Bore Ø 2 [mm]:23/23 Rohr-Ø [mm] / Pipe Ø [mm]:48	(3) (31) (32) (53) (50) (24) (64)	25210 01 81.43270.6096 © 30588 01 © 31139 01	
	26.310 FNLC, FNLLC, FVLC, FNLLW, FNLLRC, FNLLRW 09.00 - 26.360 FNLC, FNLLC, FNLLW, FNLLRC, FNLLRW, FVLC 09.00 - 26.510 FNLC, FNLLC, FNLLW, FNLLRC, FVLC 12.00 - 26.310 FPLS, FVLS, FNLS, FNLLS, FPLRS, FNLS, FVLS, FVLS 12.00 - 26.360 FDS, FDLS, FNLS, FNLLS, FPLS, FPLRS, FVLS, FVLS 12.00 - 26.410 FPLS, FPLRS, FVLS, FNLS, FNLLS 12.00 - 26.460 FPLS, FPLRS, FVLS, FVLS, FNLS, FNLLS, FNLS 12.00 - 26.480 FNLC, FNLLC, FVLC, FNLLRC, FVLLW 09.02 - 26.510 FNLS, FNLLS, FNLS, FPLS, FVLS 12.00 - 26.530 FNLC, FNLLC, FNLLW, FNLLRC, FVLC, FVLC 09.02 - 26.530 FNLS, FNLLS, FNLS, FPLS, FVLS, FVLS 09.02 - 26.480 FNLS, FNLLS, FNLS, FPLS, FVLS 09.02 -	Antriebsachse / Drive Shaft Vorlaufachse / Leading Axle Baumuster / Model:H17 H20	(19) (71) (22)	
26.430, 26.440, FNLC, FNLLC, FNLLW, FNLLRC, FNLLRC, FVLC 05.04 -	Antriebsachse / Drive Shaft Vorlaufachse / Leading Axle Baumuster / Model:H20 H23	(19) (71) (22)		
26.480 FNLC, FNLLRC-WW, FNLLC, FNLLRC, FNLLW, FVLC 02.06 -	Antriebsachse / Drive Shaft Vorlaufachse / Leading Axle Baumuster / Model:H18	(19) (71) (22)		
28.310, 28.320 FNLC, FNLLC, FNLLRC, FNLLR-LE 07.06 -	Antriebsachse / Drive Shaft Baumuster / Model:H89	(19) (22)		
28.310, 28.320 FNLC, FNLLC, FNLLRC, FNLLR-LE 07.06 -	Antriebsachse / Drive Shaft Vorlaufachse / Leading Axle Baumuster / Model:H74	(19) (71) (22)		
28.350, 28.360 FNLC, FNLLC, FNLLRC, FNLL-LE 06.04 -	Antriebsachse / Drive Shaft Baumuster / Model:H85 H89	(19) (22)		
28.350, 28.360 FNLC, FNLLC, FNLLRC, FNLL-LE 06.04 -	Antriebsachse / Drive Shaft Vorlaufachse / Leading Axle Baumuster / Model:H74	(19) (71) (22)		
28.390, 28.400 FNLC, FNLLC, FNLLRC-WW 28.430, 28.440 FNLC, FNLLC, FNLLRC-WW 06.04 -	Antriebsachse / Drive Shaft Vorlaufachse / Leading Axle Baumuster / Model:H75 H74	(19) (71) (22)		
28.390, 28.400 FNLC, FNLLC, FNLLRC-WW 28.430, 28.440 FNLC, FNLLC, FNLLRC-WW 06.04 -	Antriebsachse / Drive Shaft Baumuster / Model:H85 H89	(19) (22)		













TGA		6x2/2/4		03.00 -			
<div style="border: 1px solid black; padding: 2px; width: 20px; text-align: center; margin-bottom: 5px;">8</div> Lenker, Radaufhängung / Track Control Arm Dreieckslenker (NKW) / A-Frame (CV) Länge [mm] / Length [mm]:627 Lochabstand 1/Lochabstand 2 / Hole Pitch 1/ Hole Pitch 2:130/130 Bohrung-Ø 1 / Bohrung-Ø 2 [mm] / Bore Ø 1 / Bore Ø 2 [mm]:23/23 Lochabstand 1/Lochabstand 2 / Hole Pitch 1/ Hole Pitch 2:152 Bohrung-Ø [mm] / Bore Ø [mm]:25 Rohr-Ø [mm] / Pipe Ø [mm]:48 Molekularlager / Molecular Bearing	(3)	25211 01		81.43270.6097			
		(32)					
		(53)					
		(50)					
		(24)					
		(50)					
		(26)					
		(64)					
		(57)					
	26.310 FNLC, FNLLC, FVLC, FNLLW, FNLRW, FNLLRW	09.00 -				Nachlaufachse / Trailing Axle	(59)
	26.310 FPLS, FVLS, FNLS, FNLLS, FPLRS, FNLRS, FVLR	12.00 -				Baumuster / Model:H17 H20	(22)
	26.360 FDS, FDLS, FNLS, FNLLS, FPLS, FPLRS, FVLS, FVLR	12.00 -					
26.360 FNLC, FNLLC, FNLLW, FNLLRC, FNLLRW, FVLC	09.00 -						
26.410 FPLS, FPLRS, FVLS, FNLS, FNLLS	12.00 -						
26.460 FPLS, FPLRS, FVLS, FVLR, FNLS, FNLLS, FNLR	12.00 -						
26.480 FNLC, FNLLC, FVLC, FNLLRC, FVLLW	09.02 -						
26.510 FNLC, FNLLC, FNLLW, FNLLRC, FVLC	12.00 -						
26.510 FNLS, FNLLS, FNLR, FPLS, FVLS	12.00 -						
26.530 FNLC, FNLLC, FNLLW, FNLLRC, FVLC, FVLR	09.02 -						
26.530 FNLS, FNLLS, FNLR, FPLS, FVLS, FVLR	09.02 -						
26.480 FNLS, FNLLS, FNLR, FPLS, FVLS	09.02 -		Nachlaufachse / Trailing Axle	(59)			
			Baumuster / Model:H20	(22)			
26.430, 26.440, FNLC, FNLLC, FNLLW, FNLR, FNLLRC, FVLC	05.04 -		Nachlaufachse / Trailing Axle	(59)			
			Baumuster / Model:H19 H21	(22)			
26.480 FNLC, FNLR-WW, FNLLC, FNLLRC, FNLLW, FVLC	02.06 -		Nachlaufachse / Trailing Axle	(59)			
			Baumuster / Model:H19	(22)			
28.310, 28.320 FNLC, FNLLC, FNLLRC, FNLLR-LE	07.06 -		Nachlaufachse / Trailing Axle	(59)			
28.350, 28.360 FNLC, FNLLC, FNLR, FNLL-LE	06.04 -		Baumuster / Model:H74	(22)			
28.390, 28.400 FNLC, FNLLC, FNLR-WW	06.04 -		Nachlaufachse / Trailing Axle	(59)			
28.430, 28.440 FNLC, FNLLC, FNLR-WW	06.04 -		Baumuster / Model:H75 H74	(22)			
<div style="border: 1px solid black; padding: 2px; width: 20px; text-align: center; margin-bottom: 5px;">10</div> Lenker, Radaufhängung / Track Control Arm Längslenker / Trailing Arm Länge [mm] / Length [mm]:531 Lochabstand 1/Lochabstand 2 / Hole Pitch 1/ Hole Pitch 2:130/130 Bohrung-Ø 1 / Bohrung-Ø 2 [mm] / Bore Ø 1 / Bore Ø 2 [mm]:19/19 Bohrung-Ø [mm] / Bore Ø [mm]:48 Molekularlager / Molecular Bearing	(3)	25780 01		81.43220.6190			
		(54)					
		(53)					
		(50)					
		(24)					
		(26)					
		(57)					
	26.310 FNLC, FNLLC, FVLC, FNLLW, FNLR, FNLLRW	09.00 -				Antriebsachse / Drive Shaft	(19)
	26.310 FPLS, FVLS, FNLS, FNLLS, FPLRS, FNLRS, FVLR	12.00 -				Achslast [t] / Axle Load [t]:11,5	(18)
	26.360 FDS, FDLS, FNLS, FNLLS, FPLS, FPLRS, FVLS, FVLR	12.00 -				Achsausführung / Axle Version:HP-1352	(17)
	26.360 FNLC, FNLLC, FNLLW, FNLLRC, FNLLRW, FVLC	09.00 -				Baumuster / Model:H23	(22)
	26.410 FPLS, FPLRS, FVLS, FNLS, FNLLS	12.00 -					
26.460 FPLS, FPLRS, FVLS, FVLR, FNLS, FNLLS, FNLR	12.00 -						
26.480 FNLC, FNLLC, FVLC, FNLLRC, FVLLW	09.02 -						
26.480 FNLS, FNLLS, FNLR, FPLS, FVLS	09.02 -						
26.510 FNLC, FNLLC, FNLLW, FNLLRC, FVLC	12.00 -						
26.510 FNLS, FNLLS, FNLR, FPLS, FVLS	12.00 -						
26.530 FNLC, FNLLC, FNLLW, FNLLRC, FVLC, FVLR	09.02 -						
26.530 FNLS, FNLLS, FNLR, FPLS, FVLS, FVLR	09.02 -						



MAN

TGA 6x2/2/4 03.00 -

8	Lenker, Radaufhängung / Track Control Arm Dreieckslenker (NKW) / A-Frame (CV) Dreieckslenker / A-Frame Länge [mm] / Length [mm]:627 Rohr-Ø [mm] / Pipe Ø [mm]:48 Bohrung-Ø 1 / Bohrung-Ø 2 [mm] / Bore Ø 1 / Bore Ø 2 [mm]:25/25/25 Lochabstand 1/Lochabstand 2 / Hole Pitch 1/ Hole Pitch 2:130/130/152 Molekularlager / Molecular Bearing	(3) (32) (31) (53) (64) (24) (50) (57)	26053 01 81.43270.6087 ® 25157 01 
	26.360 FDS, FDLS, FNLS, FNLLS, FPLS, FPLRS, FVLS, FVLRs 12.00 -		 Antriebsachse / Drive Shaft (19) Achsausführung / Axle Version:HP-1333 (17) Achsausführung / Axle Version:HP-1352 (17) Achsausführung / Axle Version:HPD-1353 (17) Achsausführung / Axle Version:HPD-1382 (17) Achsausführung / Axle Version:HYP/HY (17) Baumuster / Model:H25 (22) mit Stabilisator an der Hinterachse / with stabilizer on the rear axle (120) Ausrichtung des Zentralgelenkes beachten! / Observe alignment of central link (20)
	Lenker, Radaufhängung / Track Control Arm Vierpunktenker (NKW) / Four-Point Steering Arm (CV) nicht verstellbar / Not adjustable Länge [mm] / Length [mm]:572 Bohrung-Ø [mm] / Bore Ø [mm]:25 Lochabstand 1/Lochabstand 2 / Hole Pitch 1/ Hole Pitch 2:130 Molekularlager / Molecular Bearing	(3) (70) (136) (53) (26) (50) (57)	27601 01 81.43220.6327 ® 30751 01 
	26.310 FNLC, FNLLC, FVLC, FNLLW, FNLLRC, FNLLRW 09.00 - 26.360 FNLC, FNLLC, FNLLW, FNLLRC, FNLLRW, FVLC 09.00 - 26.510 FNLC, FNLLC, FNLLW, FNLLRC, FVLC 12.00 - 26.530 FNLC, FNLLC, FNLLW, FNLLRC, FVLC, FVLRc 09.02 - 26.530 FNLS, FNLLS, FNLRs, FPLS, FVLS, FVLRs 09.02 -		 Antriebsachse / Drive Shaft (19) Baumuster / Model:H17 H20 (22) Hochlastpaket / High-load package (38)
	26.310 FPLS, FVLS, FNLS, FNLLS, FPLRS, FNLRs, FVLRs 12.00 - 26.360 FDS, FDLS, FNLS, FNLLS, FPLS, FPLRS, FVLS, FVLRs 12.00 - 26.410 FPLS, FPLRS, FVLS, FNLS, FNLLS 12.00 - 26.460 FPLS, FPLRS, FVLS, FVLRs, FNLS, FNLLS, FNLRs 12.00 - 26.480 FNLC, FNLLC, FVLC, FNLLRC, FVLLW 09.02 - 26.510 FNLS, FNLLS, FNLRs, FPLS, FVLS 12.00 -		 Antriebsachse / Drive Shaft (19) Baumuster / Model:H17 H20 (22) Hochlastpaket / High-load package (38)
	26.310 FPLS, FVLS, FNLS, FNLLS, FPLRS, FNLRs, FVLRs 12.00 - 26.360 FDS, FDLS, FNLS, FNLLS, FPLS, FPLRS, FVLS, FVLRs 12.00 - 26.410 FPLS, FPLRS, FVLS, FNLS, FNLLS 12.00 - 26.460 FPLS, FPLRS, FVLS, FVLRs, FNLS, FNLLS, FNLRs 12.00 - 26.480 FNLC, FNLLC, FVLC, FNLLRC, FVLLW 09.02 - 26.510 FNLS, FNLLS, FNLRs, FPLS, FVLS 12.00 -		 Antriebsachse / Drive Shaft (19) Baumuster / Model:H23 (22)
	26.480 FNLS, FNLLS, FNLRs, FPLS, FVLS 09.02 -		 Antriebsachse / Drive Shaft (19) Baumuster / Model:H23 (22)
	26.430, 26.440, FNLC, FNLLC, FNLLW, FNLLRC, FNLLRC, FVLC 05.04 -		 Antriebsachse / Drive Shaft (19) Baumuster / Model:H20 (22) Hochlastpaket / High-load package (38)
	26.430, 26.440, FNLC, FNLLC, FNLLW, FNLLRC, FNLLRC, FVLC 05.04 - 26.480 FNLC, FNLLRC-VVW, FNLLC, FNLLRC, FNLLW, FVLC 02.06 -		 Antriebsachse / Drive Shaft (19) Baumuster / Model:H21 H18 (22) Hochlastpaket / High-load package (38)  Antriebsachse / Drive Shaft (19) Baumuster / Model:H18 (22) Hochlastpaket / High-load package (38)

Pos






Ref.



MAN









TGA 6x2/2/4 03.00 -

 8	<p>Lenker, Radaufhängung / Track Control Arm Dreieckslenker (NKW) / A-Frame (CV) Länge [mm] / Length [mm]:627 Lochabstand 1/Lochabstand 2 / Hole Pitch 1/ Hole Pitch 2:152/130/130 Bohrung-Ø 1 / Bohrung-Ø 2 [mm] / Bore Ø 1 / Bore Ø 2 [mm]:25/25/25 Rohr-Ø [mm] / Pipe Ø [mm]:48 Molekularlager / Molecular Bearing</p>	<p>(3) (32) (53) (50) (24) (64) (57)</p>	<p>27709 01 81.43270.6137 © 25157 01</p> 
	<p>26.360 FDS, FDLS, FNLS, FNLLS, FPLS, FPLRS, FVLS, FVLRs 12.00 -</p>		 <p>Antriebsachse / Drive Shaft (19) Achsausführung / Axle Version:HD9-13120 (17) Achsausführung / Axle Version:H9-13120 (17) Achsausführung / Axle Version:HP-1352 (17) Achsausführung / Axle Version:HPD-1382 (17) Achsausführung / Axle Version:HP-1333 (17) Achsausführung / Axle Version:HPD-1353 (17) Baumuster / Model:H25 (22) Ausrichtung des Zentralgelenkes beachten! / Observe alignment of central link (20)</p>











MAN

TGA 6x2/2/4 03.00 -

 10	Lenker, Radaufhängung / Track Control Arm Längslenker / Trailing Arm Länge [mm] / Length [mm]:572 Bohrung-Ø 1 / Bohrung-Ø 2 [mm] / Bore Ø 1 / Bore Ø 2 [mm]:19/19 Lochabstand 1/Lochabstand 2 / Hole Pitch 1/ Hole Pitch 2:130/130 Rohr-Ø [mm] / Pipe Ø [mm]:52 Molekularlager / Molecular Bearing	(3) (54) (53) (24) (50) (64) (57)	<p style="text-align: right;">28329 01 81.43220.6268 ® 23211 01</p> 
26.310 FNLC, FNLLC, FVLC, FNLLW, FNLC, FNLLRW 26.310 FPLS, FVLS, FNLS, FNLLS, FPLRS, FNLS, FVLS 26.360 FDS, FDLS, FNLS, FNLLS, FPLS, FPLRS, FVLS, FVLS 26.360 FNLC, FNLLC, FNLLW, FNLLRC, FNLLRW, FVLC 26.410 FPLS, FPLRS, FVLS, FNLS, FNLLS 26.460 FPLS, FPLRS, FVLS, FVLS, FNLS, FNLS, FNLS 26.480 FNLC, FNLLC, FVLC, FNLLRC, FVLLW 26.510 FNLC, FNLLC, FNLLW, FNLLRC, FVLC 26.510 FNLS, FNLLS, FNLS, FNLLS, FPLS, FVLS 26.530 FNLC, FNLLC, FNLLW, FNLLRC, FVLC, FVLC 26.530 FNLS, FNLLS, FNLS, FPLS, FVLS, FVLS	09.00 - 12.00 - 12.00 - 09.00 - 12.00 - 12.00 - 09.02 - 12.00 - 12.00 - 09.02 - 09.02 - 09.02 - 09.02 -	 für Fahrzeuge mit gelenkter Nachlaufachse / For vehicles with hinged trailing axle Baumuster / Model:H17 H20 bei RAS (hydraulisch zwangsgelenkte Nachlaufachse) / with RAS (hydraulically positively steered tag axle) nicht bei RAS-EC (hydraulisch zwangsgelenkte Nachlaufachse, elektronisch gesteuert) / not with RAS-EC (hydraulically positively steered tag axle, electronic controlled)	(95) (22) (83) (127)
26.480 FNLS, FNLLS, FNLS, FPLS, FVLS	09.02 -	 für Fahrzeuge mit gelenkter Nachlaufachse / For vehicles with hinged trailing axle Baumuster / Model:H20 bei RAS (hydraulisch zwangsgelenkte Nachlaufachse) / with RAS (hydraulically positively steered tag axle) nicht bei RAS-EC (hydraulisch zwangsgelenkte Nachlaufachse, elektronisch gesteuert) / not with RAS-EC (hydraulically positively steered tag axle, electronic controlled)	(95) (22) (83) (127)
26.430, 26.440, FNLC, FNLLC, FNLLW, FNLC, FNLLRC, FVLC	05.04 -	 für Fahrzeuge mit gelenkter Nachlaufachse / For vehicles with hinged trailing axle Baumuster / Model:H21 H18 bei RAS (hydraulisch zwangsgelenkte Nachlaufachse) / with RAS (hydraulically positively steered tag axle) nicht bei RAS-EC (hydraulisch zwangsgelenkte Nachlaufachse, elektronisch gesteuert) / not with RAS-EC (hydraulically positively steered tag axle, electronic controlled)	(95) (22) (83) (127)
26.480 FNLC, FNLC-WW, FNLLC, FNLLRC, FNLLW, FVLC	02.06 -	 für Fahrzeuge mit gelenkter Nachlaufachse / For vehicles with hinged trailing axle Baumuster / Model:H18 bei RAS (hydraulisch zwangsgelenkte Nachlaufachse) / with RAS (hydraulically positively steered tag axle) nicht bei RAS-EC (hydraulisch zwangsgelenkte Nachlaufachse, elektronisch gesteuert) / not with RAS-EC (hydraulically positively steered tag axle, electronic controlled)	(95) (22) (83) (127)
28.310, 28.320 FNLC, FNLLC, FNLLRC, FNLLR-LE	07.06 -	 für Fahrzeuge mit gelenkter Nachlaufachse / For vehicles with hinged trailing axle Baumuster / Model:H74 bei RAS (hydraulisch zwangsgelenkte Nachlaufachse) / with RAS (hydraulically positively steered tag axle) nicht bei RAS-EC (hydraulisch zwangsgelenkte Nachlaufachse, elektronisch gesteuert) / not with RAS-EC (hydraulically positively steered tag axle, electronic controlled)	(95) (22) (83) (127)
28.350, 28.360 FNLC, FNLLC, FNLC, FNLL-LE	06.04 -	 für Fahrzeuge mit gelenkter Nachlaufachse / For vehicles with hinged trailing axle Baumuster / Model:H85 01.2005-> bei RAS (hydraulisch zwangsgelenkte Nachlaufachse) / with RAS (hydraulically positively steered tag axle) nicht bei RAS-EC (hydraulisch zwangsgelenkte Nachlaufachse, elektronisch gesteuert) / not with RAS-EC (hydraulically positively steered tag axle, electronic controlled)	(95) (22) (83) (127)








TGA		6x2/2/4		03.00 -	
10	Lenker, Radaufhängung / Track Control Arm Längslenker / Trailing Arm Länge [mm] / Length [mm]:572 Bohrung-Ø 1 / Bohrung-Ø 2 [mm] / Bore Ø 1 / Bore Ø 2 [mm]:19/19 Lochabstand 1/Lochabstand 2 / Hole Pitch 1/ Hole Pitch 2:130/130 Rohr-Ø [mm] / Pipe Ø [mm]:52 Molekularlager / Molecular Bearing	(3) (54) (53) (24) (50) (64) (57)		28329 01 81.43220.6268 © 23211 01	
	28.350, 28.360 FNLC, FNLLC, FNLRC, FNLL-LE	06.04 -	 für Fahrzeuge mit gelenkter Nachlaufachse / For vehicles with hinged trailing axle Baumuster / Model:H74 bei RAS (hydraulisch zwangsgelenkte Nachlaufachse) / with RAS (hydraulically positively steered tag axle) nicht bei RAS-EC (hydraulisch zwangsgelenkte Nachlaufachse, elektronisch gesteuert) / not with RAS-EC (hydraulically positively steered tag axle, electronic controlled)	(95) (22) (83) (127)	
	28.390, 28.400 FNLC, FNLLC, FNLRC-WW 28.430, 28.440 FNLC, FNLLC, FNLRC-WW	06.04 - 06.04 -	 für Fahrzeuge mit gelenkter Nachlaufachse / For vehicles with hinged trailing axle Baumuster / Model:H85 01.2005-> bei RAS (hydraulisch zwangsgelenkte Nachlaufachse) / with RAS (hydraulically positively steered tag axle) nicht bei RAS-EC (hydraulisch zwangsgelenkte Nachlaufachse, elektronisch gesteuert) / not with RAS-EC (hydraulically positively steered tag axle, electronic controlled)	(95) (22) (83) (127)	
	28.390, 28.400 FNLC, FNLLC, FNLRC-WW 28.430, 28.440 FNLC, FNLLC, FNLRC-WW	06.04 - 06.04 -	 für Fahrzeuge mit gelenkter Nachlaufachse / For vehicles with hinged trailing axle Baumuster / Model:H74 H75 bei RAS (hydraulisch zwangsgelenkte Nachlaufachse) / with RAS (hydraulically positively steered tag axle) nicht bei RAS-EC (hydraulisch zwangsgelenkte Nachlaufachse, elektronisch gesteuert) / not with RAS-EC (hydraulically positively steered tag axle, electronic controlled)	(95) (22) (83) (127)	
8	Lenker, Radaufhängung / Track Control Arm Dreieckslenker (NKW) / A-Frame (CV) Länge [mm] / Length [mm]:627 Rohr-Ø [mm] / Pipe Ø [mm]:58 Bohrung-Ø 1 / Bohrung-Ø 2 [mm] / Bore Ø 1 / Bore Ø 2 [mm]:25/25 Lochabstand 1/Lochabstand 2 / Hole Pitch 1/ Hole Pitch 2:130/130	(3) (32) (53) (64) (24) (50)		30416 01 81.43270.6117 © 25157 01 © 31139 01	
	26.360 FDS, FDLS, FNLS, FNLLS, FPLS, FPLRS, FVLS, FVLRs	12.00 -	Antriebsachse / Drive Shaft Achsausführung / Axle Version:HP-1652 Achsausführung / Axle Version:HPD-1682 Baumuster / Model:H25 mit Parabelfeder / with parabolic spring	(19) (17) (17) (22) (117)	
8	Lenker, Radaufhängung / Track Control Arm Dreieckslenker (NKW) / A-Frame (CV) Länge [mm] / Length [mm]:622 Rohr-Ø [mm] / Pipe Ø [mm]:60 Bohrung-Ø 1 / Bohrung-Ø 2 [mm] / Bore Ø 1 / Bore Ø 2 [mm]:24/24 Lochabstand 1/Lochabstand 2 / Hole Pitch 1/ Hole Pitch 2:130/130	(3) (32) (53) (64) (24) (50)		30752 01 81.43270.6145	
	26.360 FDS, FDLS, FNLS, FNLLS, FPLS, FPLRS, FVLS, FVLRs	12.00 -	1.HA / 1st RA 2.HA / 2nd RA Achslast [t] / Axle Load [t]:2 x 16 Baumuster / Model:H25 mit 5 Blatt Parabelfeder / with 5-leaf parabolic spring	(12) (14) (18) (22) (113)	
10	Lenker, Radaufhängung / Track Control Arm Längslenker / Trailing Arm Länge [mm] / Length [mm]:585 Rohr-Ø [mm] / Pipe Ø [mm]:58 Bohrung-Ø 1 / Bohrung-Ø 2 [mm] / Bore Ø 1 / Bore Ø 2 [mm]:21 / 21 Lochabstand 1/Lochabstand 2 / Hole Pitch 1/ Hole Pitch 2:130/ 130 Molekularlager / Molecular Bearing	(3) (54) (53) (64) (24) (50) (57)		31936 01 82.43220.6008 © 21769 01	
	26.360 FDS, FDLS, FNLS, FNLLS, FPLS, FPLRS, FVLS, FVLRs	12.00 -	 Antriebsachse / Drive Shaft Achsausführung / Axle Version:HPD-/HP- Achslast [t] / Axle Load [t]:2x16 Baumuster / Model:H25 mit Parabelfeder / with parabolic spring	(19) (17) (18) (22) (117)	







MAN

TGA 6x2/2/4 03.00 -

<p> 8</p>	<p>Lenker, Radaufhängung / Track Control Arm Dreieckslenker (NKW) / A-Frame (CV) Länge [mm] / Length [mm]:713 Länge [mm] / Length [mm]:578,6 Rohr-Ø [mm] / Pipe Ø [mm]:48 Bohrung-Ø 1 / Bohrung-Ø 2 [mm] / Bore Ø 1 / Bore Ø 2 [mm]:25/23/23 Lochabstand 1/Lochabstand 2 / Hole Pitch 1/ Hole Pitch 2:130/130/130 Molekularlager / Molecular Bearing</p>	<p>(3) (32) (53) (53) (64) (24) (50) (57)</p>	<p>34368 01 81.43270.6102 ® 25157 01</p> 
	<p>26.310 FPLS, FVLS, FNLS, FNLLS, FPLRS, FNLS, FVLS 26.360 FDS, FDLS, FNLS, FNLLS, FPLS, FPLRS, FVLS, FVLS 26.410 FPLS, FPLRS, FVLS, FNLS, FNLLS 26.460 FPLS, FPLRS, FVLS, FVLS, FNLS, FNLLS, FNLS 26.480 FNLC, FNLLC, FVLC, FNLLRC, FVLLW 26.480 FNLS, FNLLS, FNLS, FPLS, FVLS 26.510 FNLS, FNLLS, FNLS, FPLS, FVLS 26.530 FNLC, FNLLC, FNLLW, FNLLRC, FVLC, FVLS 26.530 FNLS, FNLLS, FNLS, FVLS, FVLS</p>	<p>12.00 - 12.00 - 12.00 - 12.00 - 09.02 - 09.02 - 12.00 - 09.02 - 09.02 -</p>	<p> Vorlaufachse / Leading Axle Baumuster / Model:H23</p> <p>(71) (22)</p>
<p> 10</p>	<p>Lenker, Radaufhängung / Track Control Arm Längslenker / Trailing Arm Länge [mm] / Length [mm]:694 Rohr-Ø [mm] / Pipe Ø [mm]:50 Bohrung-Ø 1 / Bohrung-Ø 2 [mm] / Bore Ø 1 / Bore Ø 2 [mm]:19/19 Lochabstand 1/Lochabstand 2 / Hole Pitch 1/ Hole Pitch 2:130/130</p>	<p>(3) (54) (53) (64) (24) (50)</p>	<p>34587 01 81.43220.6265 ® 21184 01</p> 
	<p>26.310 FNLC, FNLLC, FVLC, FNLLW, FNLS, FNLLRW 26.310 FPLS, FVLS, FNLS, FNLLS, FPLRS, FNLS, FVLS 26.360 FDS, FDLS, FNLS, FNLLS, FPLS, FPLRS, FVLS, FVLS 26.360 FNLC, FNLLC, FNLLW, FNLLRC, FNLLRW, FVLC 26.410 FPLS, FPLRS, FVLS, FNLS, FNLLS 26.460 FPLS, FPLRS, FVLS, FVLS, FNLS, FNLLS, FNLS 26.480 FNLC, FNLLC, FVLC, FNLLRC, FVLLW 26.510 FNLC, FNLLC, FNLLW, FNLLRC, FVLC 26.510 FNLS, FNLLS, FNLS, FPLS, FVLS 26.530 FNLC, FNLLC, FNLLW, FNLLRC, FVLC, FVLS 26.530 FNLS, FNLLS, FNLS, FVLS, FVLS</p>	<p>09.00 - 12.00 - 12.00 - 09.00 - 12.00 - 12.00 - 09.02 - 12.00 - 12.00 - 09.02 - 09.02 -</p>	<p>Antriebsachse / Drive Shaft Länderausführung: Skandinavien / Country Version: Scandinavia Baumuster / Model:H17 H20 Bei Fahrzeugen mit pneumatischer Anfahrhilfe / for vehicles with pneumatic starting traction control</p> <p>(19) (51) (22) (23)</p>
	<p>26.480 FNLS, FNLLS, FNLS, FVLS</p>	<p>09.02 -</p>	<p>Antriebsachse / Drive Shaft Länderausführung: Skandinavien / Country Version: Scandinavia Baumuster / Model:H20 Bei Fahrzeugen mit pneumatischer Anfahrhilfe / for vehicles with pneumatic starting traction control</p> <p>(19) (51) (22) (23)</p>
	<p>26.430, 26.440, FNLC, FNLLC, FNLLW, FNLS, FNLLRC, FVLC</p>	<p>05.04 -</p>	<p>Antriebsachse / Drive Shaft Länderausführung: Skandinavien / Country Version: Scandinavia Baumuster / Model:H21 H18 Bei Fahrzeugen mit pneumatischer Anfahrhilfe / for vehicles with pneumatic starting traction control</p> <p>(19) (51) (22) (23)</p>
	<p>26.480 FNLC, FNLS, FNLLC, FNLLRC, FNLLW, FVLC</p>	<p>02.06 -</p>	<p>Antriebsachse / Drive Shaft Länderausführung: Skandinavien / Country Version: Scandinavia Baumuster / Model:H21 Bei Fahrzeugen mit pneumatischer Anfahrhilfe / for vehicles with pneumatic starting traction control</p> <p>(19) (51) (22) (23)</p>
	<p>28.310, 28.320 FNLC, FNLLC, FNLLRC, FNLLR-LE</p>	<p>07.06 -</p>	<p>Länderausführung: Skandinavien / Country Version: Scandinavia Baumuster / Model:H74</p> <p>(51) (22)</p>
	<p>28.350, 28.360 FNLC, FNLLC, FNLS, FNLL-LE</p>	<p>06.04 -</p>	<p>Bei Fahrzeugen mit pneumatischer Anfahrhilfe / for vehicles with pneumatic starting traction control</p> <p>(23)</p>
	<p>28.390, 28.400 FNLC, FNLLC, FNLS, FNLLRC-WW</p>	<p>06.04 -</p>	<p>Länderausführung: Skandinavien / Country Version: Scandinavia Baumuster / Model:H74 H75</p> <p>(51) (22)</p>
	<p>28.430, 28.440 FNLC, FNLLC, FNLS, FNLLRC-WW</p>	<p>06.04 -</p>	<p>Bei Fahrzeugen mit pneumatischer Anfahrhilfe / for vehicles with pneumatic starting traction control</p> <p>(23)</p>





TGA		6x2/2/4	03.00 -		
 7	Spurstange / Rod Assembly Führungsstange / Guide Rod beidseitig verstellbar / Adjustable on both sides Länge [mm] / Length [mm]:1530 Konusmaß [mm] / Cone Size [mm]:30 Rohr-Ø [mm] / Pipe Ø [mm]:50 mit Zubehör / With accessories	(7) (35) (85) (53) (42) (64) (123)		25276 01 81.46711.6720  ▲ 11492 02 ▲ 11505 02	
	26.310 FNLC, FNLLC, FVLC, FNLLW, FNLR, FNLLRW 26.310 FPLS, FVLS, FNLS, FNLLS, FPLRS, FNLR, FVLR 26.360 FDS, FDL, FNLS, FNLLS, FPLS, FPLRS, FVLS, FVLR 26.360 FNLC, FNLLC, FNLLW, FNLLRC, FNLLRW, FVLC 26.410 FPLS, FPLRS, FVLS, FNLS, FNLLS 26.460 FPLS, FPLRS, FVLS, FVLR, FNLS, FNLLS, FNLR 26.480 FNLC, FNLLC, FVLC, FNLLRC, FVLLW 26.510 FNLC, FNLLC, FNLLW, FNLLRC, FVLC 26.510 FNLS, FNLLS, FNLR, FPLS, FVLS 26.530 FNLC, FNLLC, FNLLW, FNLLRC, FVLC, FVLR	09.00 - 12.00 - 12.00 - 09.00 - 12.00 - 12.00 - 09.02 - 12.00 - 12.00 - 09.02 -	Schleppachse / trailing axle für Fahrzeuge mit gelenkter Nachlaufachse / For vehicles with hinged trailing axle Achsausführung / Axle Version:LOL-08 Baumuster / Model:H17 H20	(67) (95) (17) (22)	
	26.530 FNLS, FNLLS, FNLR, FPLS, FVLS, FVLR	09.02 -	Schleppachse / trailing axle für Fahrzeuge mit gelenkter Nachlaufachse / For vehicles with hinged trailing axle Achsausführung / Axle Version:NoI-08 Baumuster / Model:H17 H20	(67) (95) (17) (22)	
	26.480 FNLS, FNLLS, FNLR, FPLS, FVLS	09.02 -	Schleppachse / trailing axle für Fahrzeuge mit gelenkter Nachlaufachse / For vehicles with hinged trailing axle Achsausführung / Axle Version:LOL-08 Baumuster / Model:H20	(67) (95) (17) (22)	
	26.430, 26.440, FNLC, FNLLC, FNLLW, FNLR, FNLLRC, FVLC	05.04 -	Schleppachse / trailing axle für Fahrzeuge mit gelenkter Nachlaufachse / For vehicles with hinged trailing axle Achsausführung / Axle Version:LOL-08 Baumuster / Model:H18 H21	(67) (95) (17) (22)	
	26.480 FNLC, FNLR-WW, FNLLC, FNLLRC, FNLLW, FVLC	02.06 -	Schleppachse / trailing axle für Fahrzeuge mit gelenkter Nachlaufachse / For vehicles with hinged trailing axle Achsausführung / Axle Version:LOL-08 Baumuster / Model:H18	(67) (95) (17) (22)	
	28.310, 28.320 FNLC, FNLLC, FNLLRC, FNLL-LE 28.350, 28.360 FNLC, FNLLC, FNLR, FNLL-LE	07.06 - 06.04 -	Schleppachse / trailing axle für Fahrzeuge mit gelenkter Nachlaufachse / For vehicles with hinged trailing axle Achsausführung / Axle Version:LOL-08 Baumuster / Model:H74 Scheibenbremse / Disc Brake	(67) (95) (17) (22) (66)	
	28.390, 28.400 FNLC, FNLLC, FNLR-WW 28.430, 28.440 FNLC, FNLLC, FNLR-WW	06.04 - 06.04 -	Schleppachse / trailing axle für Fahrzeuge mit gelenkter Nachlaufachse / For vehicles with hinged trailing axle Achsausführung / Axle Version:LOL-08 Scheibenbremse / Disc Brake Baumuster / Model:H74 H75	(67) (95) (17) (66) (22)	
	 7	Spurstange / Rod Assembly Führungsstange / Guide Rod einseitig verstellbar / Adjustable on one side Länge [mm] / Length [mm]:1392 Konusmaß [mm] / Cone Size [mm]:30 Rohr-Ø [mm] / Pipe Ø [mm]:60 mit Zubehör / With accessories	(7) (35) (87) (53) (42) (64) (123)		34594 01 81.46711.6865  ▲ 25353 01 21971 01
		26.310 FPLS, FVLS, FNLS, FNLLS, FPLRS, FNLR, FVLR 26.360 FDS, FDL, FNLS, FNLLS, FPLS, FPLRS, FVLS, FVLR 26.410 FPLS, FPLRS, FVLS, FNLS, FNLLS 26.460 FPLS, FPLRS, FVLS, FVLR, FNLS, FNLLS, FNLR 26.480 FNLC, FNLLC, FVLC, FNLLRC, FVLLW 26.480 FNLS, FNLLS, FNLR, FPLS, FVLS 26.510 FNLS, FNLLS, FNLR, FPLS, FVLS 26.530 FNLC, FNLLC, FNLLW, FNLLRC, FVLC, FVLR 26.530 FNLS, FNLLS, FNLR, FPLS, FVLS, FVLR	12.00 - 12.00 - 12.00 - 12.00 - 09.02 - 09.02 - 12.00 - 09.02 -	Vorlaufachse / Leading Axle für Fahrzeuge mit gelenkter Vorlaufachse / For vehicles with hinged leading axle Achsausführung / Axle Version:LOL-08 Baumuster / Model:H23	(71) (96) (17) (22)



MAN

TGA 6x2/2/4 03.00 -

5	Spurstangenkopf / Tie Rod End am Lenkzylinder / At steering cylinder Länge [mm] / Length [mm]:80 Innengewinde [mm] / Inner Thread [mm]:M30x1,5 mit Rechtsgewinde / with right-hand thread Konusmaß [mm] / Cone Size [mm]:30 mit Zubehör / With accessories	(8) (78) (53) (41) (118) (42) (123)		25165 01 81.95301.6238 
	26.310 FNLC, FNLLC, FVLC, FNLLW, FNLR, FNLLRW 26.310 FPLS, FVLS, FNLS, FNLLS, FPLRS, FNLR, FVLR 26.360 FDS, FDLS, FNLS, FNLLS, FPLS, FPLRS, FVLS, FVLR 26.360 FNLC, FNLLC, FNLLW, FNLLRC, FNLLRW, FVLC 26.410 FPLS, FPLRS, FVLS, FNLS, FNLLS 26.460 FPLS, FPLRS, FVLS, FVLR, FNLS, FNLLS, FNLR 26.480 FNLC, FNLLC, FVLC, FNLLRC, FVLLW 26.510 FNLC, FNLLC, FNLLW, FNLLRC, FVLC 26.510 FNLS, FNLLS, FNLR, FPLS, FVLS 26.530 FNLC, FNLLC, FNLLW, FNLLRC, FVLC, FVLR 26.530 FNLS, FNLLS, FNLR, FPLS, FVLS, FVLR	09.00 - 12.00 - 12.00 - 09.00 - 12.00 - 12.00 - 09.02 - 12.00 - 12.00 - 09.02 - 09.02 - 09.02 -	Schleppachse / trailing axle Baumuster / Model:H 17	(67) (22)
	26.430, 26.440, FNLC, FNLLC, FNLLW, FNLR, FNLLRC, FVLC	05.04 -	Schleppachse / trailing axle Baumuster / Model:H 18 H 21	(67) (22)
	26.480 FNLC, FNLR-WW, FNLLC, FNLLRC, FNLLW, FVLC	02.06 -	Schleppachse / trailing axle Baumuster / Model:H 18	(67) (22)
	28.310, 28.320 FNLC, FNLLC, FNLLRC, FNLLR-LE 28.350, 28.360 FNLC, FNLLC, FNLR, FNLL-LE	07.06 - 06.04 -	Schleppachse / trailing axle Baumuster / Model:H 74	(67) (22)
	28.390, 28.400 FNLC, FNLLC, FNLR-WW 28.430, 28.440 FNLC, FNLLC, FNLR-WW	06.04 - 06.04 -	Schleppachse / trailing axle Baumuster / Model:H 74/	(67) (22)
5	Spurstangenkopf / Tie Rod End am Lenkzylinder / At steering cylinder Länge [mm] / Length [mm]:90 Innengewinde / Inner Thread Gewindemaß / Thread Size:M26x1,5 Konusmaß [mm] / Cone Size [mm]:30 mit Zubehör / With accessories	(8) (78) (53) (40) (37) (42) (123)		33771 01 82.95301.6016 
	26.310 FNLC, FNLLC, FVLC, FNLLW, FNLR, FNLLRW 26.310 FPLS, FVLS, FNLS, FNLLS, FPLRS, FNLR, FVLR 26.360 FDS, FDLS, FNLS, FNLLS, FPLS, FPLRS, FVLS, FVLR 26.360 FNLC, FNLLC, FNLLW, FNLLRC, FNLLRW, FVLC 26.510 FNLC, FNLLC, FNLLW, FNLLRC, FVLC	09.00 - 12.00 - 12.00 - 09.00 - 12.00 -	am Lenkzylinder / At steering cylinder Schleppachse / trailing axle Baumuster / Model:H 17 H 20	(78) (67) (22)
	26.410 FPLS, FPLRS, FVLS, FNLS, FNLLS 26.460 FPLS, FPLRS, FVLS, FVLR, FNLS, FNLLS, FNLR 26.480 FNLC, FNLLC, FVLC, FNLLRC, FVLLW 26.510 FNLS, FNLLS, FNLR, FPLS, FVLS 26.530 FNLC, FNLLC, FNLLW, FNLLRC, FVLC, FVLR 26.530 FNLS, FNLLS, FNLR, FPLS, FVLS, FVLR	12.00 - 12.00 - 09.02 - 12.00 - 09.02 - 09.02 -	am Lenkzylinder / At steering cylinder für Fahrzeuge mit gelenkter Nachlaufachse / For vehicles with hinged trailing axle Baumuster / Model:H 17 H 20	(78) (95) (22)
	26.430, 26.440, FNLC, FNLLC, FNLLW, FNLR, FNLLRC, FVLC	05.04 -	am Lenkzylinder / At steering cylinder für Fahrzeuge mit gelenkter Nachlaufachse / For vehicles with hinged trailing axle Baumuster / Model:H 18 H 21	(78) (95) (22)
	26.480 FNLC, FNLR-WW, FNLLC, FNLLRC, FNLLW, FVLC	02.06 -	am Lenkzylinder / At steering cylinder für Fahrzeuge mit gelenkter Nachlaufachse / For vehicles with hinged trailing axle Baumuster / Model:H 18	(78) (95) (22)
	28.310, 28.320 FNLC, FNLLC, FNLLRC, FNLLR-LE 28.350, 28.360 FNLC, FNLLC, FNLR, FNLL-LE	07.06 - 06.04 -	am Lenkzylinder / At steering cylinder für Fahrzeuge mit gelenkter Nachlaufachse / For vehicles with hinged trailing axle Baumuster / Model:H 74	(78) (95) (22)
	28.390, 28.400 FNLC, FNLLC, FNLR-WW 28.430, 28.440 FNLC, FNLLC, FNLR-WW	06.04 - 06.04 -	am Lenkzylinder / At steering cylinder für Fahrzeuge mit gelenkter Nachlaufachse / For vehicles with hinged trailing axle Baumuster / Model:H 74/	(78) (95) (22)



Pos



Ref.









MAN

TGA		6x2/2/4	03.00 -		
 5	Spurstangenkopf / Tie Rod End am Lenkzylinder / At steering cylinder Länge [mm] / Length [mm]:75 Innengewinde / Inner Thread Gewindemaß / Thread Size:M26x1,5 Konusmaß [mm] / Cone Size [mm]:30 mit Zubehör / With accessories	(8) (78) (53) (40) (37) (42) (123)		33772 01 81.95301.6280	
	26.310 FNLC, FNLLC, FVLC, FNLLW, FNLC, FNLLRW 26.310 FPLS, FVLS, FNLS, FNLLS, FPLRS, FNLS, FVLS 26.360 FDS, FDLS, FNLS, FNLLS, FPLS, FPLRS, FVLS, FVLS 26.360 FNLC, FNLLC, FNLLW, FNLLRC, FNLLRW, FVLC 26.410 FPLS, FPLRS, FVLS, FNLS, FNLLS 26.460 FPLS, FPLRS, FVLS, FVLS, FNLS, FNLLS, FNLS 26.480 FNLC, FNLLC, FVLC, FNLLRC, FVLLW 26.510 FNLC, FNLLC, FNLLW, FNLLRC, FVLC 26.510 FNLS, FNLLS, FNLS, FPLS, FVLS 26.530 FNLC, FNLLC, FNLLW, FNLLRC, FVLC, FVLC 26.530 FNLS, FNLLS, FNLS, FPLS, FVLS, FVLS	09.00 - 12.00 - 12.00 - 09.00 - 12.00 - 12.00 - 09.02 - 12.00 - 12.00 - 09.02 - 09.02 - 09.02 -	am Lenkzylinder / At steering cylinder für Fahrzeuge mit gelenkter Nachlaufachse / For vehicles with hinged trailing axle Baumuster / Model:H 17 H 20	(78) (95) (22)	
	26.430, 26.440, FNLC, FNLLC, FNLLW, FNLC, FNLLRC, FVLC	05.04 -	am Lenkzylinder / At steering cylinder für Fahrzeuge mit gelenkter Nachlaufachse / For vehicles with hinged trailing axle Baumuster / Model:H 18 H 21	(78) (95) (22)	
	26.480 FNLC, FNLC-WW, FNLLC, FNLLRC, FNLLW, FVLC	02.06 -	am Lenkzylinder / At steering cylinder für Fahrzeuge mit gelenkter Nachlaufachse / For vehicles with hinged trailing axle Baumuster / Model:H 18	(78) (95) (22)	
	28.310, 28.320 FNLC, FNLLC, FNLLRC, FNLL-LE 28.350, 28.360 FNLC, FNLLC, FNLC, FNLL-LE	07.06 - 06.04 -	am Lenkzylinder / At steering cylinder für Fahrzeuge mit gelenkter Nachlaufachse / For vehicles with hinged trailing axle Baumuster / Model:H 74	(78) (95) (22)	
	28.390, 28.400 FNLC, FNLLC, FNLC-WW 28.430, 28.440 FNLC, FNLLC, FNLC-WW	06.04 - 06.04 -	am Lenkzylinder / At steering cylinder für Fahrzeuge mit gelenkter Nachlaufachse / For vehicles with hinged trailing axle Baumuster / Model:H 74/	(78) (95) (22)	

MAN

TGA 6x2/4 03.00 -

 19	Lenker, Radaufhängung / Track Control Arm Querlenker / Control Arm nicht verstellbar / Not adjustable Länge [mm] / Length [mm]:941 Lochabstand 1/Lochabstand 2 / Hole Pitch 1/ Hole Pitch 2:115/115 Bohrung-Ø 1 / Bohrung-Ø 2 [mm] / Bore Ø 1 / Bore Ø 2 [mm]:17/17 Rohr-Ø [mm] / Pipe Ø [mm]:60 Molekularlager / Molecular Bearing	(3) (61) (136) (53) (50) (24) (64) (57)	25207 01 81.43220.6260 ® 25208 01 
	26.310 FVL-KO 12.00 - 26.360 FVL-KO 12.00 - 26.410 FVL-KO 12.00 - 26.460 FVLC 02.01 - 26.460 FVL-KO 12.00 - 26.480 FVL-KO 09.02 -	≡ Achslast [t] / Axle Load [t]:8,5 Baumuster / Model:H23	(18) (22)
	28.310, 28.320 FNLC, FNLLC, FNLL-LE, FNLLR-LE 07.06 - 28.350, 28.360 FNLC, FNLLC, FNLL-LE 07.06 -	≡ Achslast [t] / Axle Load [t]:8,5 Baumuster / Model:H75 H74 H99	(18) (22)
 6	Spurstange / Rod Assembly Führungsstange / Guide Rod einseitig verstellbar / Adjustable on one side Länge [mm] / Length [mm]:1588 Konusmaß [mm] / Cone Size [mm]:30 Rohr-Ø [mm] / Pipe Ø [mm]:52 mit Zubehör / With accessories	(7) (35) (87) (53) (42) (64) (123)	11770 01 81.46711.6736 ▲ 11505 02 21971 01 
	28.390 FNLLC 07.06 -	Antriebsachse / Drive Shaft Achsausführung / Axle Version:VP-09 Baumuster / Model:H81	(19) (17) (22)
 6	Spurstange / Rod Assembly Führungsstange / Guide Rod einseitig verstellbar / Adjustable on one side Länge [mm] / Length [mm]:1679 Konusmaß [mm] / Cone Size [mm]:30 Rohr-Ø [mm] / Pipe Ø [mm]:52 mit Zubehör / With accessories	(7) (35) (87) (53) (42) (64) (123)	25395 01 81.46711.6921 ▲ 21440 01 21971 01 
	26.310 FVL-KO 12.00 - 26.360 FVL-KO 12.00 - 26.410 FVL-KO 12.00 - 26.460 FVLC 02.01 - 26.460 FVL-KO 12.00 - 26.480 FVL-KO 09.02 -	Achsausführung / Axle Version:VOK-08 Achsausführung / Axle Version:VOK-09 Scheibenbremse / Disc Brake Baumuster / Model:H23 gekrüpfte Vorderachse / Dropped front axle	(17) (17) (66) (22) (110)
	26.310, 26.320 FVL-KO 02.04 - 26.310, 26.320 FVLC 02.04 - 26.350, 26.360 FVL-KO 01.04 - 26.390, 26.400 FVL-KO 02.04 -	Achsausführung / Axle Version:VOK-09 Achsausführung / Axle Version:VOK-08 Scheibenbremse / Disc Brake Baumuster / Model:H24 gekrüpfte Vorderachse / Dropped front axle	(17) (17) (66) (22) (110)
	28.310, 28.320 FNLC, FNLLC, FNLL-LE, FNLLR-LE 07.06 -	Achsausführung / Axle Version:VOK-08 Achsausführung / Axle Version:VOK-09 Scheibenbremse / Disc Brake Baumuster / Model:H74 H75 H99 gekrüpfte Vorderachse / Dropped front axle	(17) (17) (66) (22) (110)
	28.310, 28.320 FNLC, FNLLC, FNLL-LE, FNLLR-LE 07.06 -	Achsausführung / Axle Version:VHK-09-01 Scheibenbremse / Disc Brake Baumuster / Model:H74 gekrüpfte Vorderachse / Dropped front axle	(17) (66) (22) (110)
	28.350, 28.360 FNLC, FNLLC, FNLL-LE 07.06 -	Achsausführung / Axle Version:VOK-08 Achsausführung / Axle Version:VOK-09 Scheibenbremse / Disc Brake Baumuster / Model:H75 H89 H85 H74 H99 gekrüpfte Vorderachse / Dropped front axle	(17) (17) (66) (22) (110)
	28.350, 28.360 FNLC, FNLLC, FNLL-LE 07.06 -	Achsausführung / Axle Version:VHK-09-01 Scheibenbremse / Disc Brake Baumuster / Model:H74 H89 gekrüpfte Vorderachse / Dropped front axle	(17) (66) (22) (110)















Pos



Ref.






MAN

TGA		6x2/4		03.00 -	
 1	Lenkstange / Centre Rod Assembly Schubstange / Push Rod einseitig verstellbar / Adjustable on one side Länge [mm] / Length [mm]:993 Konusmaß [mm] / Cone Size [mm]:30 Rohr-Ø [mm] / Pipe Ø [mm]:52 mit Zubehör / With accessories	(4) (68) (87) (53) (42) (64) (123)		30592 01 81.46611.6198 21971 01 	
	26.310 FVL-KO 12.00 - 26.360 FVL-KO 12.00 - 26.410 FVL-KO 12.00 - 26.460 FVLC 02.01 - 26.460 FVL-KO 12.00 - 26.480 FVL-KO 09.02 -		 Lenkstockhebel zur 1. VA / Pitman Arm to 1st FA Baumuster / Model:H23	(48) (22)	
	26.310, 26.320 FVL-KO 02.04 - 26.310, 26.320 FVLC 02.04 - 26.350, 26.360 FVL-KO 01.04 - 26.390, 26.400 FVL-KO 02.04 -		 Lenkstockhebel zur 1. VA / Pitman Arm to 1st FA Baumuster / Model:H24	(48) (22)	
	28.350, 28.360 FNLC, FNLLC, FNLL-LE 07.06 -		 Lenkstockhebel zur 1. VA / Pitman Arm to 1st FA Baumuster / Model:H89	(48) (22)	
 1	Lenkstange / Centre Rod Assembly Schubstange / Push Rod einseitig verstellbar / Adjustable on one side Länge [mm] / Length [mm]:967 Konusmaß [mm] / Cone Size [mm]:30 Rohr-Ø [mm] / Pipe Ø [mm]:52 mit Zubehör / With accessories	(4) (68) (87) (53) (42) (64) (123)		30593 01 81.46611.6200 25353 01 21971 01 	
	26.310 FVL-KO 12.00 - 26.360 FVL-KO 12.00 - 26.410 FVL-KO 12.00 - 26.460 FVLC 02.01 - 26.460 FVL-KO 12.00 - 26.480 FVL-KO 09.02 -		 Lenkstockhebel zur 1. VA / Pitman Arm to 1st FA Baumuster / Model:H23	(48) (22)	
	28.310, 28.320 FNLC, FNLLC, FNLL-LE, FNLLR-LE 07.06 -		 Lenkstockhebel zur 1. VA / Pitman Arm to 1st FA Baumuster / Model:H71	(48) (22)	
	28.350, 28.360 FNLC, FNLLC, FNLL-LE 07.06 -		 Lenkstockhebel zur 1. VA / Pitman Arm to 1st FA Baumuster / Model:H75	(48) (22)	
	28.310 FNLC, FNLLC 09.02 - 28.360 FNLC, FNLLC, 6x2/4 09.02 - 28.410 FNLC, FNLLC 09.02 -		 Lenkstockhebel zur 1. VA / Pitman Arm to 1st FA Baumuster / Model:H71	(48) (22)	
 10	Lenker, Radaufhängung / Track Control Arm Längslenker / Trailing Arm Länge [mm] / Length [mm]:577 Lochabstand 1/Lochabstand 2 / Hole Pitch 1/ Hole Pitch 2:130/130 Bohrung-Ø 1 / Bohrung-Ø 2 [mm] / Bore Ø 1 / Bore Ø 2 [mm]:19/19 Rohr-Ø [mm] / Pipe Ø [mm]:48 Molekularlager / Molecular Bearing	(3) (54) (53) (50) (24) (64) (57)		11757 02 81.43220.6129 	
	28.310, 28.320 FNLC, FNLLC, FNLL-LE, FNLLR-LE 07.06 - 28.350, 28.360 FNLC, FNLLC, FNLL-LE 07.06 -		 Schleppachse / trailing axle Baumuster / Model:H74 H75 nicht bei RAS (hydraulisch zwangsgelenkte Nachlaufachse) / not with RAS (hydraulically positively steered tag axle) bei RAS-EC (hydraulisch zwangsgelenkte Nachlaufachse, elektronisch gesteuert) / with RAS-EC (hydraulically positively steered tag axle - Electronically Controlled) bei EFR (Elektronische Fahrwerkregelung) / with EFR (Electronic Suspension Control)	(67) (22) (126) (84) (82)	

















MAN

TGA 6x2/4 03.00 -

 10	Lenker, Radaufhängung / Track Control Arm Längslenker / Trailing Arm nicht verstellbar / Not adjustable Länge [mm] / Length [mm]:596 Rohr-Ø [mm] / Pipe Ø [mm]:48 Bohrung-Ø 1 / Bohrung-Ø 2 [mm] / Bore Ø 1 / Bore Ø 2 [mm]:19/19 Lochabstand 1/Lochabstand 2 / Hole Pitch 1/ Hole Pitch 2:130/130 Molekularlager / Molecular Bearing	(3) (54) (136) (53) (64) (24) (50) (57)	25041 01 81.43220.6196 ® 30610 01 
28.390 FNLLC	07.06 -	 1.HA / 1st RA für Fahrzeuge mit gelenkter Nachlaufachse / For vehicles with hinged trailing axle Baumuster / Model:H81	(12) (95) (22)

















TGA 6x2/4 03.00 -

 10	Lenker, Radaufhängung / Track Control Arm Längslenker / Trailing Arm nicht verstellbar / Not adjustable Länge [mm] / Length [mm]:572 Lochabstand 1/Lochabstand 2 / Hole Pitch 1/ Hole Pitch 2:130/130 Bohrung-Ø 1 / Bohrung-Ø 2 [mm] / Bore Ø 1 / Bore Ø 2 [mm]:19/19 Rohr-Ø [mm] / Pipe Ø [mm]:48 Molekularlager / Molecular Bearing	(3) (54) (136) (53) (50) (24) (64) (57)	25209 02 © 23211 01	81.43220.6229 
	26.360 FVL-KO 12.00 - 26.410 FVL-KO 12.00 - 26.460 FVLC 02.01 - 26.460 FVL-KO 12.00 - 26.480 FVL-KO 09.02 -	 Antriebsachse / Drive Shaft nicht für / Not for:HP-1352 Baumuster / Model:H20	(19) (128) (22)	
26.360 FVL-KO 12.00 - 26.410 FVL-KO 12.00 - 26.460 FVLC 02.01 - 26.460 FVL-KO 12.00 - 26.480 FVL-KO 09.02 -	 Vorlaufachse / Leading Axle Baumuster / Model:H23	(71) (22)		
26.310, 26.320 FVL-KO 02.04 - 26.310, 26.320 FVLC 02.04 - 26.350, 26.360 FVL-KO 01.04 - 26.390, 26.400 FVL-KO 02.04 -	 Antriebsachse / Drive Shaft nicht für / Not for:HP-1352 Baumuster / Model:H24	(19) (128) (22)		
26.310, 26.320 FVL-KO 02.04 - 26.310, 26.320 FVLC 02.04 - 26.350, 26.360 FVL-KO 01.04 - 26.390, 26.400 FVL-KO 02.04 -	 Vorlaufachse / Leading Axle Baumuster / Model:H24	(71) (22)		
28.310, 28.320 FNLC, FNLLC, FNLL-LE, FNLLR-LE 07.06 -	 Schleppachse / trailing axle für Fahrzeuge mit starrer Nachlaufachse / For vehicles with rigid trailing axle Baumuster / Model:H75 01.2005->	(67) (97) (22)		
28.310, 28.320 FNLC, FNLLC, FNLL-LE, FNLLR-LE 07.06 -	 Antriebsachse / Drive Shaft Baumuster / Model:H99	(19) (22)		
28.310, 28.320 FNLC, FNLLC, FNLL-LE, FNLLR-LE 07.06 -	 Schleppachse / trailing axle für Fahrzeuge mit gelenkter Nachlaufachse / For vehicles with hinged trailing axle Baumuster / Model:H75	(67) (95) (22)		
28.310, 28.320 FNLC, FNLLC, FNLL-LE, FNLLR-LE 07.06 -	 Antriebsachse / Drive Shaft für Fahrzeuge mit starrer Nachlaufachse / For vehicles with rigid trailing axle Baumuster / Model:H74 H75	(19) (97) (22)		
28.310, 28.320 FNLC, FNLLC, FNLL-LE, FNLLR-LE 07.06 -	 Schleppachse / trailing axle Baumuster / Model:H99	(67) (22)		
28.350, 28.360 FNLC, FNLLC, FNLL-LE 07.06 -	 Schleppachse / trailing axle für Fahrzeuge mit starrer Nachlaufachse / For vehicles with rigid trailing axle Baumuster / Model:H75 01.2005->	(67) (97) (22)		
28.350, 28.360 FNLC, FNLLC, FNLL-LE 07.06 -	 Antriebsachse / Drive Shaft Baumuster / Model:H99 H89	(19) (22)		
28.350, 28.360 FNLC, FNLLC, FNLL-LE 07.06 -	 Schleppachse / trailing axle für Fahrzeuge mit gelenkter Nachlaufachse / For vehicles with hinged trailing axle Baumuster / Model:H75	(67) (95) (22)		
28.350, 28.360 FNLC, FNLLC, FNLL-LE 07.06 -	 Antriebsachse / Drive Shaft für Fahrzeuge mit starrer Nachlaufachse / For vehicles with rigid trailing axle Baumuster / Model:H74 H75	(19) (97) (22)		
28.350, 28.360 FNLC, FNLLC, FNLL-LE 07.06 -	 Schleppachse / trailing axle Baumuster / Model:H99	(67) (22)		



MAN

TGA 6x2/4 03.00 -

8	Lenker, Radaufhängung / Track Control Arm Dreieckslenker / A-Frame Dreieckslenker (NKW) / A-Frame (CV) Länge [mm] / Length [mm]:627 Lochabstand 1/Lochabstand 2 / Hole Pitch 1/ Hole Pitch 2:130/130 Bohrung-Ø 1 / Bohrung-Ø 2 [mm] / Bore Ø 1 / Bore Ø 2 [mm]:23/23 Rohr-Ø [mm] / Pipe Ø [mm]:48	(3) (31) (32) (53) (50) (24) (64)		25210 01 81.43270.6096 © 30588 01 © 31139 01 
	26.360 FVL-KO 12.00 - 26.410 FVL-KO 12.00 - 26.460 FVLC 02.01 - 26.460 FVL-KO 12.00 - 26.480 FVL-KO 09.02 -		 Antriebsachse / Drive Shaft (19) Vorlaufachse / Leading Axle (71) Baumuster / Model:H23 (22)	
	26.310, 26.320 FVL-KO 02.04 - 26.310, 26.320 FVLC 02.04 - 26.350, 26.360 FVL-KO 01.04 - 26.390, 26.400 FVL-KO 02.04 -		 Vorlaufachse / Leading Axle (71) Baumuster / Model:H24 (22)	
	26.310, 26.320 FVL-KO 02.04 - 26.310, 26.320 FVLC 02.04 - 26.350, 26.360 FVL-KO 01.04 - 26.390, 26.400 FVL-KO 02.04 -		 Antriebsachse / Drive Shaft (19) Achsausführung / Axle Version:HY-1350-03 (17) Achsausführung / Axle Version:HY-1350-09 (17) Baumuster / Model:H24 (22)	
	28.310, 28.320 FNLC, FNLLC, FNLL-LE, FNLLR-LE 07.06 -		 Antriebsachse / Drive Shaft (19) Baumuster / Model:H99 (22)	
	28.310, 28.320 FNLC, FNLLC, FNLL-LE, FNLLR-LE 07.06 -		 Antriebsachse / Drive Shaft (19) Vorlaufachse / Leading Axle (71) Baumuster / Model:H75 H74 (22)	
	28.350, 28.360 FNLC, FNLLC, FNLL-LE 07.06 -		 Antriebsachse / Drive Shaft (19) Baumuster / Model:H99 H89 (22)	
	28.350, 28.360 FNLC, FNLLC, FNLL-LE 07.06 -		 Antriebsachse / Drive Shaft (19) Vorlaufachse / Leading Axle (71) Baumuster / Model:H75 H74 (22)	
8	Lenker, Radaufhängung / Track Control Arm Dreieckslenker (NKW) / A-Frame (CV) Länge [mm] / Length [mm]:627 Lochabstand 1/Lochabstand 2 / Hole Pitch 1/ Hole Pitch 2:130/130 Bohrung-Ø 1 / Bohrung-Ø 2 [mm] / Bore Ø 1 / Bore Ø 2 [mm]:23/23 Lochabstand 1/Lochabstand 2 / Hole Pitch 1/ Hole Pitch 2:152 Bohrung-Ø [mm] / Bore Ø [mm]:25 Rohr-Ø [mm] / Pipe Ø [mm]:48 Molekularlager / Molecular Bearing	(3) (32) (53) (50) (24) (50) (26) (64) (57)		25211 01 81.43270.6097 
	28.310, 28.320 FNLC, FNLLC, FNLL-LE, FNLLR-LE 07.06 - 28.350, 28.360 FNLC, FNLLC, FNLL-LE 07.06 -		 Nachlaufachse / Trailing Axle (59) Baumuster / Model:H75 H74 H99 (22)	
	28.390 FNLLC 07.06 -		 Nachlaufachse / Trailing Axle (59) für Fahrzeuge mit gelenkter Nachlaufachse / For vehicles with hinged trailing axle (95) Baumuster / Model:H81 (22)	
10	Lenker, Radaufhängung / Track Control Arm Längslenker / Trailing Arm Länge [mm] / Length [mm]:531 Lochabstand 1/Lochabstand 2 / Hole Pitch 1/ Hole Pitch 2:130/130 Bohrung-Ø 1 / Bohrung-Ø 2 [mm] / Bore Ø 1 / Bore Ø 2 [mm]:19/19 Bohrung-Ø [mm] / Bore Ø [mm]:48 Molekularlager / Molecular Bearing	(3) (54) (53) (50) (24) (26) (57)		25780 01 81.43220.6190 © 11755 01 
	26.310 FVL-KO 12.00 - 26.360 FVL-KO 12.00 - 26.410 FVL-KO 12.00 - 26.460 FVLC 02.01 - 26.460 FVL-KO 12.00 - 26.480 FVL-KO 09.02 -		 Antriebsachse / Drive Shaft (19) Achslast [t] / Axle Load [t]:11,5 (18) Achsausführung / Axle Version:HP-1352 (17) Baumuster / Model:H23 (22)	
	26.310, 26.320 FVL-KO 02.04 - 26.310, 26.320 FVLC 02.04 - 26.350, 26.360 FVL-KO 01.04 - 26.390, 26.400 FVL-KO 02.04 -		 Antriebsachse / Drive Shaft (19) Achslast [t] / Axle Load [t]:11,5 (18) Achsausführung / Axle Version:HP-1352 (17) Baumuster / Model:H24 (22)	












Pos



Ref.












MAN

TGA		6x2/4	03.00 -			
 8	Lenker, Radaufhängung / Track Control Arm Dreieckslenker (NKW) / A-Frame (CV) Dreieckslenker / A-Frame Länge [mm] / Length [mm]:627 Rohr-Ø [mm] / Pipe Ø [mm]:48 Bohrung-Ø 1 / Bohrung-Ø 2 [mm] / Bore Ø 1 / Bore Ø 2 [mm]:25/25/25 Lochabstand 1/Lochabstand 2 / Hole Pitch 1/ Hole Pitch 2:130/130/152 Molekularlager / Molecular Bearing	(3) (32) (31) (53) (64) (24) (50) (57)		26053 01 81.43270.6087 ® 25157 01		
	28.390 FNLLC	07.06 -		Antriebsachse / Drive Shaft für Fahrzeuge mit gelenkter Nachlaufachse / For vehicles with hinged trailing axle Baumuster / Model:H81 Ausrichtung des Zentralgelenkes beachten! / Observe alignment of central link		(19) (95) (22) (20)
	Lenker, Radaufhängung / Track Control Arm Vierpunktenker (NKW) / Four-Point Steering Arm (CV) nicht verstellbar / Not adjustable Länge [mm] / Length [mm]:572 Bohrung-Ø [mm] / Bore Ø [mm]:25 Lochabstand 1/Lochabstand 2 / Hole Pitch 1/ Hole Pitch 2:130 Molekularlager / Molecular Bearing	(3) (70) (136) (53) (26) (50) (57)		27601 01 81.43220.6327 ® 30751 01		
	26.310 FVL-KO	12.00 -		Antriebsachse / Drive Shaft Baumuster / Model:H23		(19) (22)
	26.360 FVL-KO	12.00 -				
	26.410 FVL-KO	12.00 -				
26.460 FVLC	02.01 -					
26.460 FVL-KO	12.00 -					
26.480 FVL-KO	09.02 -					
26.310, 26.320 FVL-KO	02.04 -			Antriebsachse / Drive Shaft Baumuster / Model:H24	(19) (22)	
26.310, 26.320 FVLC	02.04 -					
26.350, 26.360 FVL-KO	01.04 -					
26.390, 26.400 FVL-KO	02.04 -					
 10	Lenker, Radaufhängung / Track Control Arm Längslenker / Trailing Arm Länge [mm] / Length [mm]:572 Bohrung-Ø 1 / Bohrung-Ø 2 [mm] / Bore Ø 1 / Bore Ø 2 [mm]:19/19 Lochabstand 1/Lochabstand 2 / Hole Pitch 1/ Hole Pitch 2:130/130 Rohr-Ø [mm] / Pipe Ø [mm]:52 Molekularlager / Molecular Bearing	(3) (54) (53) (24) (50) (64) (57)		28329 01 81.43220.6268 ® 23211 01		
	28.310, 28.320 FNLC, FNLLC, FNLL-LE, FNLLR-LE	07.06 -		für Fahrzeuge mit gelenkter Nachlaufachse / For vehicles with hinged trailing axle Baumuster / Model:H74 H75 H99 bei RAS (hydraulisch zwangsgelenkte Nachlaufachse) / with RAS (hydraulically positively steered tag axle) nicht bei RAS-EC (hydraulisch zwangsgelenkte Nachlaufachse, elektronisch gesteuert) / not with RAS-EC (hydraulically positively steered tag axle, electronic controlled)		(95) (22) (83) (127)
	28.350, 28.360 FNLC, FNLLC, FNLL-LE	07.06 -				
28.390 FNLLC	07.06 -		für Fahrzeuge mit gelenkter Nachlaufachse / For vehicles with hinged trailing axle Baumuster / Model:H81 bei RAS (hydraulisch zwangsgelenkte Nachlaufachse) / with RAS (hydraulically positively steered tag axle)	(95) (22) (83)		

MAN

TGA 6x2/4 03.00 -

 8	Lenker, Radaufhängung / Track Control Arm Dreieckslenker (NKW) / A-Frame (CV) Länge [mm] / Length [mm]:713 Länge [mm] / Length [mm]:578,6 Rohr-Ø [mm] / Pipe Ø [mm]:48 Bohrung-Ø 1 / Bohrung-Ø 2 [mm] / Bore Ø 1 / Bore Ø 2 [mm]:25/23/23 Lochabstand 1/Lochabstand 2 / Hole Pitch 1/ Hole Pitch 2:130/130/130 Molekularlager / Molecular Bearing	(3) (32) (53) (53) (64) (24) (50) (57)	34368 01 81.43270.6102 © 25157 01		
	26.310 FVL-KO 12.00 - 26.360 FVL-KO 12.00 - 26.410 FVL-KO 12.00 - 26.460 FVLC 02.01 - 26.460 FVL-KO 12.00 - 26.480 FVL-KO 09.02 -		Vorlaufachse / Leading Axle Baumuster / Model:H23	(71) (22)	
	26.310, 26.320 FVL-KO 02.04 - 26.310, 26.320 FVLC 02.04 - 26.350, 26.360 FVL-KO 01.04 - 26.390, 26.400 FVL-KO 02.04 -		Vorlaufachse / Leading Axle Baumuster / Model:H24	(71) (22)	
	 10	Lenker, Radaufhängung / Track Control Arm Längslenker / Trailing Arm Länge [mm] / Length [mm]:694 Rohr-Ø [mm] / Pipe Ø [mm]:50 Bohrung-Ø 1 / Bohrung-Ø 2 [mm] / Bore Ø 1 / Bore Ø 2 [mm]:19/19 Lochabstand 1/Lochabstand 2 / Hole Pitch 1/ Hole Pitch 2:130/130	(3) (54) (53) (64) (24) (50)	34587 01 81.43220.6265 © 21184 01	
		28.310, 28.320 FNLC, FNLLC, FNLL-LE, FNLLR-LE 07.06 - 28.350, 28.360 FNLC, FNLLC, FNLL-LE 07.06 -	Länderausführung: Skandinavien / Country Version: Scandinavia Baumuster / Model:H74 H75 H99 Bei Fahrzeugen mit pneumatischer Anfahrhilfe / for vehicles with pneumatic starting traction control	(51) (22) (23)	
		28.310 FNLC, FNLLC 09.02 - 28.360 FNLC, FNLLC, 6x2/4 09.02 - 28.410 FNLC, FNLLC 09.02 -	Länderausführung: Skandinavien / Country Version: Scandinavia Baumuster / Model:H71 Bei Fahrzeugen mit pneumatischer Anfahrhilfe / for vehicles with pneumatic starting traction control	(51) (22) (23)	
		 7	Spurstange / Rod Assembly Führungsstange / Guide Rod beidseitig verstellbar / Adjustable on both sides Länge [mm] / Length [mm]:1530 Konusmaß [mm] / Cone Size [mm]:30 Rohr-Ø [mm] / Pipe Ø [mm]:50 mit Zubehör / With accessories	(7) (35) (85) (53) (42) (64) (123)	25276 01 81.46711.6720 ▲ 11492 02 ▲ 11505 02
28.310, 28.320 FNLC, FNLLC, FNLL-LE, FNLLR-LE 07.06 - 28.350, 28.360 FNLC, FNLLC, FNLL-LE 07.06 -	Schleppachse / trailing axle für Fahrzeuge mit gelenkter Nachlaufachse / For vehicles with hinged trailing axle Achsausführung / Axle Version:LOL-08 Baumuster / Model:H74 H75 H99 Scheibenbremse / Disc Brake		(67) (95) (17) (22) (66)		
28.390 FNLLC 07.06 -	Schleppachse / trailing axle für Fahrzeuge mit gelenkter Nachlaufachse / For vehicles with hinged trailing axle Achsausführung / Axle Version:LOL-08 Baumuster / Model:H81		(67) (95) (17) (22)		
 7	Spurstange / Rod Assembly Führungsstange / Guide Rod einseitig verstellbar / Adjustable on one side Länge [mm] / Length [mm]:1392 Konusmaß [mm] / Cone Size [mm]:30 Rohr-Ø [mm] / Pipe Ø [mm]:60 mit Zubehör / With accessories		(7) (35) (87) (53) (42) (64) (123)	34594 01 81.46711.6865 ▲ 25353 01 21971 01	
	26.310 FVL-KO 12.00 - 26.360 FVL-KO 12.00 - 26.410 FVL-KO 12.00 - 26.460 FVLC 02.01 - 26.460 FVL-KO 12.00 - 26.480 FVL-KO 09.02 -	Vorlaufachse / Leading Axle für Fahrzeuge mit gelenkter Vorlaufachse / For vehicles with hinged leading axle Achsausführung / Axle Version:LOL-08 Baumuster / Model:H23	(71) (96) (17) (22)		
	26.310, 26.320 FVL-KO 02.04 - 26.310, 26.320 FVLC 02.04 - 26.350, 26.360 FVL-KO 01.04 - 26.390, 26.400 FVL-KO 02.04 -	Vorlaufachse / Leading Axle für Fahrzeuge mit gelenkter Vorlaufachse / For vehicles with hinged leading axle Achsausführung / Axle Version:LOL-08 Baumuster / Model:H24	(71) (96) (17) (22)		










Pos



Ref.






MAN

TGA		6x2/4	03.00 -		
 5	Spurstangenkopf / Tie Rod End am Lenkzylinder / At steering cylinder Länge [mm] / Length [mm]:80 Innengewinde [mm] / Inner Thread [mm]:M30x1,5 mit Rechtsgewinde / with right-hand thread Konusmaß [mm] / Cone Size [mm]:30 mit Zubehör / With accessories	(8) (78) (53) (41) (118) (42) (123)		25165 01 81.95301.6238	
	28.310, 28.320 FNLC, FNLLC, FNLL-LE, FNLLR-LE	07.06 -	Schleppachse / trailing axle Baumuster / Model:H 74/ H 99	(67) (22)	
	28.350, 28.360 FNLC, FNLLC, FNLL-LE 28.390 FNLLC	07.06 - 07.06 -	Schleppachse / trailing axle	(67)	
 5	Spurstangenkopf / Tie Rod End am Lenkzylinder / At steering cylinder Länge [mm] / Length [mm]:90 Innengewinde / Inner Thread Gewindemaß / Thread Size:M26x1,5 Konusmaß [mm] / Cone Size [mm]:30 mit Zubehör / With accessories	(8) (78) (53) (40) (37) (42) (123)		33771 01 82.95301.6016	
	28.310, 28.320 FNLC, FNLLC, FNLL-LE, FNLLR-LE	07.06 -	am Lenkzylinder / At steering cylinder für Fahrzeuge mit gelenkter Nachlaufachse / For vehicles with hinged trailing axle Baumuster / Model:H 74/	(78) (95) (22)	
	28.350, 28.360 FNLC, FNLLC, FNLL-LE	07.06 -			
 5	Spurstangenkopf / Tie Rod End am Lenkzylinder / At steering cylinder Länge [mm] / Length [mm]:75 Innengewinde / Inner Thread Gewindemaß / Thread Size:M26x1,5 Konusmaß [mm] / Cone Size [mm]:30 mit Zubehör / With accessories	(8) (78) (53) (40) (37) (42) (123)		33772 01 81.95301.6280	
	28.310, 28.320 FNLC, FNLLC, FNLL-LE, FNLLR-LE	07.06 -	am Lenkzylinder / At steering cylinder für Fahrzeuge mit gelenkter Nachlaufachse / For vehicles with hinged trailing axle Baumuster / Model:H 74/	(78) (95) (22)	
	28.350, 28.360 FNLC, FNLLC, FNLL-LE	07.06 -			
 13	Stange/Strebe, Stabilisator / Link Stabiliser Koppelstange / Coupling Rod Länge [mm] / Length [mm]:450 Rohr-Ø [mm] / Pipe Ø [mm]:50 Bohrung-Ø [mm] / Bore Ø [mm]:22	(9) (43) (53) (64) (26)		34597 01 82.43718.5028	
	28.390 FNLLC	07.06 -	 Antriebsachse / Drive Shaft Achsausführung / Axle Version:HP-1352 Baumuster / Model:H81	(19) (17) (22)	









MAN

TGA 6x4 03.00 -

19	Lenker, Radaufhängung / Track Control Arm Querlenker / Control Arm nicht verstellbar / Not adjustable Länge [mm] / Length [mm]:941 Lochabstand 1/Lochabstand 2 / Hole Pitch 1/ Hole Pitch 2:115/115 Bohrung-Ø 1 / Bohrung-Ø 2 [mm] / Bore Ø 1 / Bore Ø 2 [mm]:17/17 Rohr-Ø [mm] / Pipe Ø [mm]:60 Molekularlager / Molecular Bearing	(3) (61) (136) (53) (50) (24) (64) (57)	25207 01 81.43220.6260 © 25208 01	
26.310 FDC, FDLK, FDRK, FDLRC/M, FDLRC 01.01 - 26.310 FDK, FDLK, FDRK 09.02 - 26.310 FDS, FDLK, FDLR/M, FDLRS 01.01 - 26.360 FDLK, FDLR/M, FDLRS, FDLRS/M, FDLRS-WW, FDRS 09.03 - 26.360 FDC, FDLK, FDLRC/M, FDRK, FDLRC-WW 01.01 - 26.360 FDK, FDLK, FDRK, FDLRK 09.02 - 26.410 FDC, FDLK, FDLRC/M, FDLRC-WW; FDRK-WW, FDLRC-WW 01.01 - 26.410 FDK, FDRK, FDLK, FDLRK 09.01 - 26.410 FDS, FDLK, FDLR/M, FDLRS-WW, FDRS-WW, FDLRS-WW 06.01 - 26.460 FDC, FDLK, FDLRC/M, FDLRC-WW, FDRK, FDLRC-WW 01.01 - 26.460 FDK, FDLK, FDLRK 01.01 - 26.460 FDS, FDLK, FDLR/M, FDLRS-WW, FDRS-WW, FDLRS-WW 06.01 - 26.480 FDC, FDLK, FDRK, FDLRC/M, FDLRC-WW 09.02 - 26.480 FDK, FDLK, FDLRK 09.02 - 26.480 FDS, FDLK, FDLR/M, FDLRS-WW, FDRS 09.02 - 26.510 FDC, FDLK, FDRK, FDLRC/M, FDLRC 01.01 - 26.510 FDLK, FDLR/M, FDLRS, FDLRS 01.01 - 26.530 FDC, FDLK, FDLRC 01.01 - 26.530 FDK, FDLK, FDLRK 09.02 - 26.530 FDS, FDLK, FDLR/M, FDLRS 01.01 - 33.360 FDC, FDLK, FDLRC/M, FDRK-WW, FDLRC 10.00 - 33.360 FDK, FDLK, FDLR/M, FDLRS 01.01 - 33.360 FDS, FDLK, FDLR/M, FDLRS, FDRS-WW 10.00 - 33.410 FDC, FDLK, FDLRC, FDLRC-WW 10.00 - 33.410 FDK, FDLK, FDLR/M, FDLRS 10.00 - 33.410 FDS, FDLK, FDLR/M, FDLRS, FDRS-WW 10.00 - 33.460 FDC, FDLK, FDLRC-WW 09.02 - 33.460 FDK, FDLK, FDLR/M, FDLRS 09.02 - 33.460 FDS, FDLK, FDLR/M; FDRS-WW 09.02 - 33.480 FDC, FDLK, FDLRC-WW 09.02 - 33.480 FDK, FDLK, FDLR/M, FDLRS 09.02 - 33.480 FDS, FDLK, FDLR/M, FDLRS, FDRS-WW 09.02 - 33.510 FDC, FDLK, FDLRC 09.02 - 33.510 FDS, FDLK, FDLR/M, FDLRS/M 09.02 - 33.530 FDLK 07.03 - 33.530 FDLK, FDLR/M, FDLRS 07.03 -		 Achslast [t] / Axle Load [t]:8,5 Baumuster / Model:H29	(18) (22)	
26.310, 26.320 FDC, FDLK, FDRK, FDLRC/M, FDLRC, FDLK, FVHLC 05.04 - 26.310, 26.320 FDK, FDLK 05.04 - 26.310, 26.320 FDS, FDLK, FDLR/M, FDLRS, FDLRS/M, FDLRS, FDLRS 05.04 - 26.350, 26.360 FDC, FDLK, FDLRC, FDLRC/M, FDLRC, FDLRC, FDLK, FVHLC 05.04 - 26.350, 26.360 FDK, FDLK, FDRK 05.04 - 26.350, 26.360 FDS, FDLK, FDLR/M, FDLRS, FDLRS, FPHLS 05.04 - 26.390, 26.400 FDC, FDLK, FDLRC, FDLRC/M, FDLRC, FDLK, FVHLC 05.04 - 26.390, 26.400 FDK, FDLK 05.04 - 26.390, 26.400 FDS, FDLK, FDLR/M, FDLRS, FDLRS, FPHLS, FVHLS 05.04 - 26.430, 26.440 FDC, FDLK, FDLRC, FDLRC, FDLRC/M, FDLK, FVHLC 05.04 - 26.430, 26.440 FDK, FDLK 05.04 - 26.430, 26.440 FDS, FDLK, FDLR/M, FDLRS, FDLRS, FPHLS, FVHLS 02.04 - 26.480 FDC, FDLK, FDLRC, FDLRC, FDLRC, FDLK, FVHLC, FDLRC-WW 02.06 - 26.480 FDK, FDLK 02.06 - 26.480 FDS, FDLK, FDLR/M, FDLRS, FDLRS, FPHLS, FVHLS 02.06 -		 Achslast [t] / Axle Load [t]:8,5 Baumuster / Model:H30	(18) (22)	



TGA 6x4 03.00 -

6	<p>Spurstange / Rod Assembly Führungsstange / Guide Rod beidseitig verstellbar / Adjustable on both sides Länge [mm] / Length [mm]:1652 Konusmaß [mm] / Cone Size [mm]:30 Rohr-Ø [mm] / Pipe Ø [mm]:50 mit Zubehör / With accessories</p>	(7) (35) (85) (53) (42) (64) (123)	<p>11768 01 81.46711.6725  ▲ 11492 02 ▲ 11505 02</p>	
	26.310 FDC, FDLC, FDRC, FDLC/M, FDLRC 26.310 FDK, FDLK, FDRK 26.310 FDS, FDLS, FDLS/M, FDLRS 26.360 FDC, FDLC, FDLC/M, FDRC, FDLRC-WW 26.360 FDK, FDLK, FDRK, FDLRK 26.410 FDC, FDLC, FDLC/M, FDLC-WW; FDRC-WW, FDLRC-WW 26.410 FDK, FDRK, FDLK, FDLRK 26.410 FDS, FDLS, FDLS/M, FDLS-WW, FDRS-WW, FDLRS-WW 26.460 FDC, FDLC, FDLC/M, FDLC-WW, FDRC, FDLRC-WW 26.460 FDK, FDLK, FDLRK 26.460 FDS, FDLS, FDLS/M, FDLS-WW, FDRS-WW, FDLRS-WW 26.460 FD-TM, FDR-TM 26.480 FDC, FDLC, FDRC, FDLC/M, FDLRC-WW 26.480 FDK, FDLK, FDLRK 26.480 FDS, FDLS, FDLS/M, FDLRS-WW, FDRS 26.510 FDC, FDC/M, FDRC, FDLC, FDLC/M, FDLRC 26.510 FDS, FDLS, FDLS/M, FDRS, FDLRS 26.530 FDC, FDLC, FDC/M, FDLRC 26.530 FDK, FDLK, FDLRK 26.530 FDS, FDLS, FDLS/M, FDLRS 33.510 FDC, FDC/M, FDLC 33.510 FDS, FDLS/M, FDLRS/M	01.01 - 09.02 - 01.01 - 01.01 - 09.02 - 01.01 - 09.01 - 06.01 - 01.01 - 01.01 - 06.01 - 01.01 - 06.01 - 01.01 - 09.02 - 09.02 - 09.02 - 01.01 - 01.01 - 09.02 - 01.01 - 09.02 - 09.02 - 01.01 - 01.01 - 09.02 - 01.01 - 09.02 - 09.02 - 09.02 -	<p> Achsausführung / Axle Version:VO-09-Baumuster / Model:H29 H25 gerade Vorderachse / straight front axle</p>	(17) (22) (112)
	26.310 FD-TM, FDR-TM 26.360 FD-TM, FDR-TM 26.410 FD-TM, FDR-TM 26.480 FD-TM, 12816 ccm 33.360 FD-TM, FDR-TM 33.410 FD-TM, FDR-TM 33.460 FD-TM 33.480 FD-TM 33.530 FDC, FDC/M	10.00 - 01.01 - 01.01 - 09.02 - 01.01 - 10.00 - 09.02 - 09.02 -	<p> Achsausführung / Axle Version:VO-09-Baumuster / Model:H25 gerade Vorderachse / straight front axle</p>	(17) (22) (112)
	33.360 FDK, FDK-WW, FDLK, FDRK-WW 33.360 FDS, FDS-WW, FDLS, FDLRS, FDRS-WW 33.410 FDC, FDC-WW, FDLC, FDLRC, FDRC-WW 33.410 FDK, FDK-WW, FDLK, FDRK-WW 33.410 FDS, FDS-WW, FDLS, FDLS/M, FDLRS, FDRS-WW 33.460 FDC, FDC-WW, FDLC, FDRC-WW 33.460 FDK, FDK-WW, FDLK, FDRK-WW 33.460 FDS, FDLS, FDLS/M; FDRS-WW	01.01 - 10.00 - 10.00 - 10.00 - 10.00 - 09.02 - 09.02 - 09.02 -	<p> Achsausführung / Axle Version:VO-09-Baumuster / Model:H29 H25 H28 H62 gerade Vorderachse / straight front axle</p>	(17) (22) (112)
	33.480 FDC, FDC-WW, FDLC, FDRC-WW 33.480 FDK, FDK-WW, FDLK, FDRK-WW 33.480 FDS, FDS-WW, FDLS, FDLS/M, FDRS-WW	09.02 - 09.02 - 09.02 -	<p> Achsausführung / Axle Version:VO-09-Baumuster / Model:H29 H25 H28 gerade Vorderachse / straight front axle</p>	(17) (22) (112)
	26.310, 26.320 FDC, FDRC, FDC/M, FDRC/M, FDLC, FNHLC, FVHLC 26.310, 26.320 FDK, FDLK 26.310, 26.320 FDS, FDS/M, FDLS, FDRS, FDRS/M, FNHLS, FDLRS 26.350, 26.360 FDC, FDRC, FDC/M, FDRC/M, FDLC, FDLRC, FNHLC 26.350, 26.360 FDK, FDLK, FDRK 26.390, 26.400 FDC, FDRC, FDLRC, FDRC/M, FDLC, FNHLC, FVHLC 26.390, 26.400 FDK, FDLK 26.430, 26.440 FDC, FDRC, FDLC, FDLRC, FDLC/M, FNHLC, FVHLC 26.430, 26.440 FDK, FDLK 26.430, 26.440 FDS, FDLS, FDRS, FDLRS, FNHLS, FPHLS, FVHLS 26.480 FDC, FDC/M, FDLC, FDLRC, FDRC, FNHLC, FVHLC, FDLRC-WW 26.480 FDK, FDLK	05.04 - 05.04 - 05.04 - 05.04 - 05.04 - 05.04 - 05.04 - 05.04 - 05.04 - 05.04 - 05.04 - 02.04 - 02.06 - 02.06 -	<p> Achsausführung / Axle Version:VO-09-Baumuster / Model:H26 gerade Vorderachse / straight front axle</p>	(17) (22) (112)



MAN

TGA 6x4 03.00 -

6 Spurstange / Rod Assembly Führungsstange / Guide Rod beidseitig verstellbar / Adjustable on both sides Länge [mm] / Length [mm]:1652 Konusmaß [mm] / Cone Size [mm]:30 Rohr-Ø [mm] / Pipe Ø [mm]:50 mit Zubehör / With accessories		(7) (35) (85) (53) (42) (64) (123)	11768 01 81.46711.6725 ▲ 11492 02 ▲ 11505 02
26.310, 26.320 FDC, FDR, FDC/M, FDR/M, FDL, FNHL, FVHL	05.04 -	Achsausführung / Axle Version:VH-09-01 Baumuster / Model:H30 gerade Vorderachse / straight front axle	(17) (22) (112)
26.310, 26.320 FDS, FDS/M, FDL, FDR, FDR/M, FNHL, FDLR	05.04 -		
26.350, 26.360 FDC, FDR, FDC/M, FDR/M, FDL, FDLR, FNHL	05.04 -		
26.350, 26.360 FDK, FDL, FDR	05.04 -		
26.390, 26.400 FDC, FDR, FDLR, FDR/M, FDL, FNHL, FVHL	05.04 -		
26.390, 26.400 FDK, FDL	05.04 -		
26.430, 26.440 FDC, FDR, FDL, FDLR, FDL/M, FNHL, FVHL	05.04 -		
26.430, 26.440 FDK, FDL	05.04 -		
26.430, 26.440 FDS, FDL, FDR, FDLR, FNHL, FPHL, FVHL	02.04 -		
26.480 FDC, FDC/M, FDL, FDLR, FDR, FNHL, FVHL, FDLR-WW	02.06 -		
26.480 FDK, FDL	02.06 -		
26.350, 26.360 FDS, FDS/M, FDL, FDR, FNHL, FPHL	05.04 -	Achsausführung / Axle Version:VO-09- Baumuster / Model:H26 HV2 gerade Vorderachse / straight front axle	(17) (22) (112)
26.390, 26.400 FDS, FDS/M, FDL, FDLR, FNHL, FPHL, FVHL	05.04 -		
26.480 FDS, FDL, FDLR, FNHL, FPHL, FVHL	02.06 -		
26.350, 26.360 FDS, FDS/M, FDL, FDR, FNHL, FPHL	05.04 -	Achsausführung / Axle Version:VH-09-01 Baumuster / Model:H30 gerade Vorderachse / straight front axle	(17) (22) (112)
26.390, 26.400 FDS, FDS/M, FDL, FDLR, FNHL, FPHL, FVHL	05.04 -		
26.480 FDS, FDL, FDLR, FNHL, FPHL, FVHL	02.06 -		
40.410 FDS-WW	04.04 -	Achsausführung / Axle Version:VO-09- Baumuster / Model:H33 gerade Vorderachse / straight front axle	(17) (22) (112)
40.460 FDK-WW	04.04 -		
40.460 FDS-WW	04.04 -		
40.480 FDK-WW	04.04 -		
40.480 FDS-WW	04.04 -		
40.410 FDK-WW	04.04 -	Achsausführung / Axle Version:VO-09- Baumuster / Model:H33 H68 gerade Vorderachse / straight front axle	(17) (22) (112)
40.390, 40.400 FDK-WW, FDR	06.05 -	Achsausführung / Axle Version:VO-09-25 Baumuster / Model:H34 H11 gerade Vorderachse / straight front axle	(17) (22) (112)
40.390, 40.400 FDS-WW, FDR	06.05 -		
40.430 FDS-WW, FDR	06.05 -	Achsausführung / Axle Version:VO-09-25 Baumuster / Model:H34 gerade Vorderachse / straight front axle	(17) (22) (112)
40.430 FDK-WW, FDR	06.05 -		
26.310, 26.320 FD-TM	06.05 -	Achsausführung / Axle Version:VO-09- Baumuster / Model:H26 gerade Vorderachse / straight front axle	(17) (22) (112)
26.350, 26.360 FD-TM	02.04 -		
26.390, 26.400 FD-TM	05.04 -		
26.430, 26.440 FD-TM	05.04 -		
26.480 FD-TM, 12412 ccm	02.06 -		
33.350, 33.360 FDC, FDC/M, FDL, FDR	05.04 -	Achsausführung / Axle Version:VO-09- Baumuster / Model:H26 H66 HW2 gerade Vorderachse / straight front axle	(17) (22) (112)
33.390, 33.400 FDK, FDL, FDR	05.04 -		
33.430, 33.440 FDC, FDL, FDR, FDLR, FDC/M	05.04 -		
33.430, 33.440 FDK, FDL, FDR	05.04 -		
33.480 FDC, FDR, FDC/M	02.06 -		
33.480 FDK, FDR	02.06 -		
33.350, 33.360 FDS, FDL, FDS/M, FDR	05.04 -	Achsausführung / Axle Version:VO-09- Baumuster / Model:H26 H66 HV2 HW2 gerade Vorderachse / straight front axle	(17) (22) (112)
33.390, 33.400 FDS, FDL, FDLR, FDR, FDS/M	05.04 -		
33.430, 33.440 FDS, FDL, FDR, FDLR, FDS/M	05.04 -		
33.480 FDS, FDR, FDL, FDS/M	02.06 -		
33.350, 33.360 FDK, FDL, FDR	05.04 -	Achsausführung / Axle Version:VO-09- Baumuster / Model:H26 H66 HV2 gerade Vorderachse / straight front axle	(17) (22) (112)
33.390, 33.400 FDC, FDL, FDR, FDC/M	05.04 -		
26.360 FDL, FDL/M, FDLR, FDLR/M, FDLR-WW, FDR	09.03 -		
33.530 FDL	07.03 -	Achsausführung / Axle Version:VO-09- Baumuster / Model:H29 gerade Vorderachse / straight front axle	(17) (22) (112)
33.530 FDL, FDL/M, FDLR	07.03 -		
26.350 FDL, FDLR, FDLR/M, FDLR-WW	05.04 -	Achsausführung / Axle Version:VO-09- Baumuster / Model:HV2	(17) (22)
26.430 FDL, FDL/M, FDLR-WW	02.04 -	gerade Vorderachse / straight front axle	(112)





Pos



Ref.





MAN

TGA		6x4	03.00 -		
 6	Spurstange / Rod Assembly Führungsstange / Guide Rod beidseitig verstellbar / Adjustable on both sides Länge [mm] / Length [mm]:1652 Konusmaß [mm] / Cone Size [mm]:30 Rohr-Ø [mm] / Pipe Ø [mm]:50 mit Zubehör / With accessories		(7) (35) (85) (53) (42) (64) (123)		11768 01 81.46711.6725  ▲ 11492 02 ▲ 11505 02
	33.440 FDC, FDRC	06.05 -		Achsausführung / Axle Version:VO-09-	(17)
	33.440 FDK, FDRK	06.05 -		Baumuster / Model:H66 HW2 gerade Vorderachse / straight front axle	(22) (112)
	TGA 40T, 6x4	02.05 -		Achsausführung / Axle Version:VO-09- Baumuster / Model:H68 gerade Vorderachse / straight front axle	(17) (22) (112)
 6	Spurstange / Rod Assembly Führungsstange / Guide Rod einseitig verstellbar / Adjustable on one side Länge [mm] / Length [mm]:1588 Konusmaß [mm] / Cone Size [mm]:30 Rohr-Ø [mm] / Pipe Ø [mm]:52 mit Zubehör / With accessories		(7) (35) (87) (53) (42) (64) (123)		11770 01 81.46711.6736  ▲ 11505 02 21971 01
	28.410 FANLK	07.06 -		Antriebsachse / Drive Shaft	(19)
	28.360 FANLC	07.06 -		Achsausführung / Axle Version:VP-09	(17)
	28.360 FANLK	07.06 -		Baumuster / Model:H81	(22)
	28.480 FANLK	07.06 -			
	28.530 FANLC	07.06 -			
	28.410 FANLC	07.06 -			
	28.530 FANLK	07.06 -			





MAN

TGA 6x4 03.00 -

 6	Spurstange / Rod Assembly Führungsstange / Guide Rod einseitig verstellbar / Adjustable on one side Länge [mm] / Length [mm]:1679 Konusmaß [mm] / Cone Size [mm]:30 Rohr-Ø [mm] / Pipe Ø [mm]:52 mit Zubehör / With accessories	(7) (35) (87) (53) (42) (64) (123)	25395 01 81.46711.6921 21440 01 21971 01	
	26.310 FDC, FDLC, FDR, FDLRC, FDLRC 26.310 FDK, FDLK, FDRK 26.310 FDS, FDLS, FDLS/M, FDLRS 26.360 FDK, FDLK, FDRK, FDLRK 26.410 FDK, FDRK, FDLK, FDLRK 26.460 FDK, FDLK, FDLRK 26.480 FDC, FDLC, FDR, FDLRC, FDLRC- WW 26.480 FDK, FDLK, FDLRK 26.510 FDC, FDC/M, FDR, FDLRC, FDLRC/M, FDLRC 26.510 FDS, FDLS, FDLS/M, FDR, FDLRS 26.530 FDC, FDLC, FDC/M, FDLRC 26.530 FDK, FDLK, FDLRK 26.530 FDS, FDLS, FDLS/M, FDLRS 33.510 FDC, FDC/M, FDLRC 33.510 FDS, FDLS/M, FDLRS/M	01.01 - 09.02 - 01.01 - 09.02 - 09.01 - 01.01 - 09.02 - 09.02 - 01.01 - 01.01 - 09.02 - 01.01 - 09.02 - 09.02 - 09.02 -	Achsausführung / Axle Version:VOK-08 Achsausführung / Axle Version:VOK-09 Scheibenbremse / Disc Brake Baumuster / Model:H29 H25 gekrüpfte Vorderachse / Dropped front axle	(17) (17) (66) (22) (110)
26.360 FDC, FDLC, FDLRC/M, FDR, FDLRC- WW 26.410 FDC, FDLC, FDLRC/M, FDLRC- WW; FDR- WW, FDLRC- WW 26.410 FDS, FDLS, FDLS/M, FDLS- WW, FDR- WW, FDLRS- WW 26.460 FDC, FDLC, FDLRC/M, FDLRC- WW, FDR, FDLRC- WW 26.460 FDS, FDLS, FDLS/M, FDLS- WW, FDR- WW, FDLRS- WW 26.480 FDS, FDLS, FDLS/M, FDLRS- WW, FDR	01.01 - 01.01 - 06.01 - 01.01 - 06.01 - 09.02 -	Achsausführung / Axle Version:VOK-08 Achsausführung / Axle Version:VOK-09 Scheibenbremse / Disc Brake Baumuster / Model:H29 H25 H63 gekrüpfte Vorderachse / Dropped front axle	(17) (17) (66) (22) (110)	
26.310 FD-TM, FDR-TM 26.360 FD-TM, FDR-TM 26.410 FD-TM, FDR-TM 26.460 FD-TM, FDR-TM 33.360 FD-TM, FDR-TM 33.410 FD-TM, FDR-TM 33.460 FD-TM 33.480 FD-TM 33.530 FDC, FDC/M	10.00 - 01.01 - 01.01 - 01.01 - 01.01 - 10.00 - 09.02 - 09.02 - 09.02 -	Achsausführung / Axle Version:VOK-08 Achsausführung / Axle Version:VOK-09 Scheibenbremse / Disc Brake Baumuster / Model:H25 gekrüpfte Vorderachse / Dropped front axle	(17) (17) (66) (22) (110)	
33.360 FDC, FDC- WW, FDLRC/M, FDR- WW, FDLRC 33.360 FDK, FDK- WW, FDLK, FDRK- WW 33.360 FDS, FDS- WW, FDLS, FDLRS, FDR- WW 33.410 FDC, FDC- WW, FDLRC, FDR- WW 33.410 FDK, FDK- WW, FDLK, FDRK- WW 33.410 FDS, FDS- WW, FDLS, FDLS/M, FDLRS, FDR- WW 33.460 FDC, FDC- WW, FDLRC, FDR- WW 33.460 FDK, FDK- WW, FDLK, FDRK- WW 33.460 FDS, FDLS, FDLS/M; FDR- WW 33.480 FDC, FDC- WW, FDLRC, FDR- WW 33.480 FDK, FDK- WW, FDLK, FDRK- WW 33.480 FDS, FDS- WW, FDLS, FDLS/M, FDR- WW	10.00 - 01.01 - 10.00 - 10.00 - 10.00 - 10.00 - 09.02 - 09.02 - 09.02 - 09.02 - 09.02 - 09.02 - 09.02 - 09.02 -	Achsausführung / Axle Version:VOK-08 Achsausführung / Axle Version:VOK-09 Scheibenbremse / Disc Brake Baumuster / Model:H28 H25 H29 gekrüpfte Vorderachse / Dropped front axle	(17) (17) (66) (22) (110)	
26.480 FD-TM, 12816 ccm	09.02 -	Achsausführung / Axle Version:VOK-08 Achsausführung / Axle Version:VOK-09 Scheibenbremse / Disc Brake Baumuster / Model:H25 H63 gekrüpfte Vorderachse / Dropped front axle	(17) (17) (66) (22) (110)	





TGA 6x4 03.00 -

 6	Spurstange / Rod Assembly Führungsstange / Guide Rod einseitig verstellbar / Adjustable on one side Länge [mm] / Length [mm]:1679 Konusmaß [mm] / Cone Size [mm]:30 Rohr-Ø [mm] / Pipe Ø [mm]:52 mit Zubehör / With accessories	(7) (35) (87) (53) (42) (64) (123)	25395 01 81.46711.6921 21440 01 21971 01	
	26.310, 26.320 FDC, FDRC, FDC/M, FDRC/M, FDLC, FNHLC, FVHLC 26.350, 26.360 FDC, FDRC, FDC/M, FDRC/M, FDLC, FDLRC, FNHLC 26.350, 26.360 FDK, FDLK, FDRK 26.390, 26.400 FDC, FDRC, FDLRC, FDRC/M, FDLC, FNHLC, FVHLC 26.390, 26.400 FDS, FDS/M, FDLS, FDLRS, FNHLS, FPHLS, FVHLS 26.430, 26.440 FDC, FDRC, FDLC, FDLRC, FDLC/M, FNHLC, FVHLC 26.430, 26.440 FDS, FDLS, FDRS, FDLRS, FNHLS, FPHLS, FVHLS 26.480 FDC, FDC/M, FDLC, FDLRC, FDRC, FNHLC, FVHLC, FDLRC-WW 26.480 FDS, FDLS, FDLRS, FNHLS, FPHLS, FVHLS	05.04 - 05.04 - 05.04 - 05.04 - 05.04 - 05.04 - 02.04 - 02.06 - 02.06 -	Achsausführung / Axle Version:VHK-09-01 Scheibenbremse / Disc Brake Baumuster / Model:H35 H30 H42 gekröpfte Vorderachse / Dropped front axle	(17) (66) (22) (110)
26.310, 26.320 FDC, FDRC, FDC/M, FDRC/M, FDLC, FNHLC, FVHLC 26.350, 26.360 FDC, FDRC, FDC/M, FDRC/M, FDLC, FDLRC, FNHLC 26.350, 26.360 FDK, FDLK, FDRK 26.390, 26.400 FDC, FDRC, FDLRC, FDRC/M, FDLC, FNHLC, FVHLC 26.390, 26.400 FDS, FDS/M, FDLS, FDLRS, FNHLS, FPHLS, FVHLS 26.430, 26.440 FDC, FDRC, FDLC, FDLRC, FDLC/M, FNHLC, FVHLC 26.430, 26.440 FDS, FDLS, FDRS, FDLRS, FNHLS, FPHLS, FVHLS 26.480 FDC, FDC/M, FDLC, FDLRC, FDRC, FNHLC, FVHLC, FDLRC-WW 26.480 FDS, FDLS, FDLRS, FNHLS, FPHLS, FVHLS	05.04 - 05.04 - 05.04 - 05.04 - 05.04 - 05.04 - 02.04 - 02.06 - 02.06 -	Achsausführung / Axle Version:VOK-08 Achsausführung / Axle Version:VOK-09 Scheibenbremse / Disc Brake Baumuster / Model:H26 H30 gekröpfte Vorderachse / Dropped front axle	(17) (17) (66) (22) (110)	
26.310, 26.320 FDK, FDLK 26.390, 26.400 FDK, FDLK 26.430, 26.440 FDK, FDLK 26.480 FDK, FDLK	05.04 - 05.04 - 05.04 - 02.06 -	Achsausführung / Axle Version:VOK-08 Achsausführung / Axle Version:VOK-09 Scheibenbremse / Disc Brake Baumuster / Model:H26 H30 gekröpfte Vorderachse / Dropped front axle	(17) (17) (66) (22) (110)	
26.310, 26.320 FDK, FDLK 26.390, 26.400 FDK, FDLK 26.430, 26.440 FDK, FDLK 26.480 FDK, FDLK	05.04 - 05.04 - 05.04 - 02.06 -	Achsausführung / Axle Version:VHK-09-01 Scheibenbremse / Disc Brake Baumuster / Model:H30 gekröpfte Vorderachse / Dropped front axle	(17) (66) (22) (110)	
26.310, 26.320 FDS, FDS/M, FDLS, FDRS, FDRS/M, FNHLS, FDLRS	05.04 -	Achsausführung / Axle Version:VHK-09-01 Scheibenbremse / Disc Brake Baumuster / Model:H35 H30 gekröpfte Vorderachse / Dropped front axle	(17) (66) (22) (110)	
26.310, 26.320 FDS, FDS/M, FDLS, FDRS, FDRS/M, FNHLS, FDLRS	05.04 -	Achsausführung / Axle Version:VOK-08 Achsausführung / Axle Version:VOK-09 Scheibenbremse / Disc Brake Baumuster / Model:H26 H30 gekröpfte Vorderachse / Dropped front axle	(17) (17) (66) (22) (110)	
26.350, 26.360 FDS, FDS/M, FDLS, FDRS, FNHLS, FPHLS	05.04 -	Achsausführung / Axle Version:VOK-08 Achsausführung / Axle Version:VOK-09 Scheibenbremse / Disc Brake Baumuster / Model:H26 H30 gekröpfte Vorderachse / Dropped front axle	(17) (17) (66) (22) (110)	
26.310, 26.320 FVHL-KO 26.350, 26.360 FVHL-KO 26.390, 26.400 FVHL-KO 26.430, 26.440 FVLH-KO 26.480 FVHL-KO	06.05 - 06.05 - 06.05 - 06.05 - 02.06 -	Achsausführung / Axle Version:VHK-09-01 Scheibenbremse / Disc Brake Baumuster / Model:H42 gekröpfte Vorderachse / Dropped front axle	(17) (66) (22) (110)	











MAN

TGA 6x4 03.00 -

 6	Spurstange / Rod Assembly Führungsstange / Guide Rod einseitig verstellbar / Adjustable on one side Länge [mm] / Length [mm]:1679 Konusmaß [mm] / Cone Size [mm]:30 Rohr-Ø [mm] / Pipe Ø [mm]:52 mit Zubehör / With accessories	(7) (35) (87) (53) (42) (64) (123)	25395 01 81.46711.6921 21440 01 21971 01	
	26.310, 26.320 FD-TM 06.05 - 26.350, 26.360 FD-TM 02.04 - 26.390, 26.400 FD-TM 05.04 - 26.430, 26.440 FD-TM 05.04 - 26.480 FD-TM, 12412 ccm 02.06 - 33.350, 33.360 FDC, FDC/M, FDLC, FDRC 05.04 - 33.350, 33.360 FDK, FDLK, FDRK 05.04 - 33.350, 33.360 FDS, FDLS, FDS/M, FDRS 05.04 - 33.390, 33.400 FDC, FDLC, FDRC, FDC/M 05.04 - 33.390, 33.400 FDK, FDLK, FDRK 05.04 - 33.390, 33.400 FDS, FDLS, FDLRS, FDRS, 05.04 - FDS/M 33.430, 33.440 FDC, FDLC, FDRC, FDLRC, 05.04 - FDC/M 33.430, 33.440 FDK, FDLK, FDRK 05.04 - 33.430, 33.440 FDS, FDLS, FDRS, FDLRS, 05.04 - FDS/M 33.480 FDC, FDRC, FDC/M 02.06 - 33.480 FDK, FDRK 02.06 - 33.480 FDS, FDRS, FDLS, FDS/M 02.06 -	Achsausführung / Axle Version:VOK-08 (17) Achsausführung / Axle Version:VOK-09 (17) Scheibenbremse / Disc Brake (66) Baumuster / Model:H26 (22) gekröpfte Vorderachse / Dropped front axle (110)		
26.360 FDLS, FDLS/M, FDLRS, FDLRS/M, 09.03 - FDLRS-WW , FDRS	Achsausführung / Axle Version:VOK-08 (17) Achsausführung / Axle Version:VOK-09 (17) Scheibenbremse / Disc Brake (66) Baumuster / Model:H29 H63 (22) gekröpfte Vorderachse / Dropped front axle (110)			
33.530 FDLK 07.03 - 33.530 FDLS, FDLS/M, FDLRS 07.03 -	Achsausführung / Axle Version:VOK-08 (17) Achsausführung / Axle Version:VOK-09 (17) Scheibenbremse / Disc Brake (66) Baumuster / Model:H29 (22) gekröpfte Vorderachse / Dropped front axle (110)			




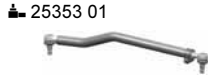













TGA 6x4 03.00 -

1	Lenkstange / Centre Rod Assembly Schubstange / Push Rod einseitig verstellbar / Adjustable on one side Länge [mm] / Length [mm]:993 Konusmaß [mm] / Cone Size [mm]:30 Rohr-Ø [mm] / Pipe Ø [mm]:52 mit Zubehör / With accessories	(4) (68) (87) (53) (42) (64) (123)	30592 01 81.46611.6198 21971 01  25353 01	
	26.310 FDC, FDLC, FDRC, FDLC/M, FDLRC 26.310 FDK, FDLK, FDRK 26.310 FDS, FDLS, FDLS/M, FDLRS 26.360 FDK, FDLK, FDRK, FDLRK 26.410 FDK, FDRK, FDLK, FDLRK 26.460 FDK, FDLK, FDLRK 26.480 FDK, FDLK, FDLRK 26.510 FDC, FDC/M, FDRC, FDLC, FDLC/M, FDLRC 26.510 FDS, FDLS, FDLS/M, FDRS, FDLRS 26.530 FDC, FDLC, FDC/M, FDLRC 26.530 FDK, FDLK, FDLRK 26.530 FDS, FDLS, FDLS/M, FDLRS 33.510 FDC, FDC/M, FDLC 33.510 FDS, FDLS/M, FDLRS/M	01.01 - 09.02 - 01.01 - 09.02 - 09.01 - 01.01 - 09.02 - 01.01 - 01.01 - 01.01 - 09.02 - 01.01 - 09.02 - 09.02 -	 Lenkstockhebel zur 1. VA / Pitman Arm to 1st FA Baumuster / Model:H29 H25	(48) (22)
	26.360 FDC, FDLC, FDLC/M, FDRC, FDLRC- WW 26.410 FDC, FDLC, FDLC/M, FDLC-WW; FDRC-WW, FDLRC-WW 26.410 FDS, FDLS, FDLS/M, FDLS-WW, FDRS- WW, FDLRS-WW 26.460 FDC, FDLC, FDLC/M, FDLC-WW, FDRC, FDLRC-WW 26.460 FDS, FDLS, FDLS/M, FDLS-WW, FDRS- WW, FDLRS-WW 26.480 FDC, FDLC, FDRC, FDLC/M, FDLRC- WW 26.480 FDS, FDLS, FDLS/M, FDLRS-WW, FDRS	01.01 - 01.01 - 06.01 - 01.01 - 06.01 - 09.02 - 09.02 -	 Lenkstockhebel zur 1. VA / Pitman Arm to 1st FA Baumuster / Model:H29 H25 H63	(48) (22)
	26.310 FD-TM, FDR-TM 26.360 FD-TM, FDR-TM 26.410 FD-TM, FDR-TM 26.460 FD-TM, FDR-TM 33.360 FD-TM, FDR-TM 33.410 FD-TM, FDR-TM 33.460 FD-TM 33.480 FD-TM 33.530 FDC, FDC/M	10.00 - 01.01 - 01.01 - 01.01 - 01.01 - 10.00 - 09.02 - 09.02 - 09.02 -	 Lenkstockhebel zur 1. VA / Pitman Arm to 1st FA Baumuster / Model:H25	(48) (22)
	33.360 FDC, FDC-WW, FDLC/M, FDRC-WW, FDLRC 33.360 FDK, FDK-WW, FDLK, FDRK-WW 33.360 FDS, FDS-WW, FDLS, FDLRS, FDRS- WW 33.410 FDC, FDC-WW, FDLC, FDLRC, FDRC- WW 33.410 FDK, FDK-WW, FDLK, FDRK-WW 33.410 FDS, FDS-WW, FDLS, FDLS/M, FDLRS, FDRS-WW 33.460 FDC, FDC-WW, FDLC, FDRC-WW 33.460 FDK, FDK-WW, FDLK, FDRK-WW 33.460 FDS, FDLS, FDLS/M; FDRS-WW 33.480 FDC, FDC-WW, FDLC, FDRC-WW 33.480 FDK, FDK-WW, FDLK, FDRK-WW 33.480 FDS, FDS-WW, FDLS, FDLS/M, FDRS- WW	10.00 - 01.01 - 10.00 - 10.00 - 10.00 - 10.00 - 09.02 - 09.02 - 09.02 - 09.02 - 09.02 - 09.02 -	 Lenkstockhebel zur 1. VA / Pitman Arm to 1st FA Baumuster / Model:H62 H28 H29 H25	(48) (22)
	26.480 FD-TM, 12816 ccm	09.02 -	 Lenkstockhebel zur 1. VA / Pitman Arm to 1st FA Baumuster / Model:H25 H63	(48) (22)
	26.310, 26.320 FDC, FDRC, FDC/M, FDRC/M, FDLC, FNHLC, FVHLC 26.430, 26.440 FDS, FDLS, FDRS, FDLRS, FNHLS, FPHLS, FVHLS	05.04 - 02.04 -	 Lenkstockhebel zur 1. VA / Pitman Arm to 1st FA Baumuster / Model:H42 H35 H26 H30	(48) (22)
	26.350, 26.360 FDC, FDRC, FDC/M, FDRC/M, FDLC, FDLRC, FNHLC 26.390, 26.400 FDC, FDRC, FDLRC, FDRC/M, FDLC, FNHLC, FVHLC 26.430, 26.440 FDC, FDRC, FDLC, FDLRC, FDLC/M, FNHLC, FVHLC 26.480 FDC, FDC/M, FDLC, FDLRC, FDRC, FNHLC, FVHLC, FDLRC-WW	05.04 - 05.04 - 05.04 - 02.06 -	 Lenkstockhebel zur 1. VA / Pitman Arm to 1st FA Baumuster / Model:H42 H35 H26 H30 H67	(48) (22)






MAN

TGA 6x4 03.00 -

 1	Lenkstange / Centre Rod Assembly Schubstange / Push Rod einseitig verstellbar / Adjustable on one side Länge [mm] / Length [mm]:993 Konusmaß [mm] / Cone Size [mm]:30 Rohr-Ø [mm] / Pipe Ø [mm]:52 mit Zubehör / With accessories	(4) (68) (87) (53) (42) (64) (123)	30592 01 81.46611.6198 21971 01  25353 01	
			(48)	
26.310, 26.320 FDK, FDLK 26.350, 26.360 FDK, FDLK, FDRK 26.390, 26.400 FDK, FDLK 26.430, 26.440 FDK, FDLK 26.480 FDK, FDLK	05.04 - 05.04 - 05.04 - 05.04 - 02.06 -		Lenkstockhebel zur 1. VA / Pitman Arm to 1st FA Baumuster / Model:H26 H30	(48) (22)
26.310, 26.320 FDS, FDS/M, FDLS, FDRS, FDRS/M, FNHLS, FDLRS	05.04 -		Lenkstockhebel zur 1. VA / Pitman Arm to 1st FA Baumuster / Model:H26 H30 H35	(48) (22)
26.350, 26.360 FDS, FDS/M, FDLS, FDRS, FNHLS, FPHLS 26.390, 26.400 FDS, FDS/M, FDLS, FDLRS, FNHLS, FPHLS, FVHLS 26.480 FDS, FDLS, FDLRS, FNHLS, FPHLS, FVHLS	05.04 - 05.04 - 02.06 -		Lenkstockhebel zur 1. VA / Pitman Arm to 1st FA Baumuster / Model:H42 H35 H26 H30 H67 HV2	(48) (22)
40.410 FDS-WW 40.410 FDK-WW 40.460 FDK-WW 40.460 FDS-WW 40.480 FDK-WW 40.480 FDS-WW	04.04 - 04.04 - 04.04 - 04.04 - 04.04 - 04.04 -		Lenkstockhebel zur 1. VA / Pitman Arm to 1st FA Fahrerhaus-ID / Driver Cab ID:F99L15-37 Baumuster / Model:H33	(48) (33) (22)
26.310, 26.320 FVHL-KO 26.350, 26.360 FVHL-KO 26.390, 26.400 FVHL-KO 26.430, 26.440 FVLH-KO 26.480 FVHL-KO	06.05 - 06.05 - 06.05 - 06.05 - 02.06 -		Lenkstockhebel zur 1. VA / Pitman Arm to 1st FA Baumuster / Model:H42	(48) (22)
26.310, 26.320 FD-TM 26.350, 26.360 FD-TM 26.390, 26.400 FD-TM 26.430, 26.440 FD-TM 26.480 FD-TM, 12412 ccm	06.05 - 02.04 - 05.04 - 05.04 - 02.06 -		Lenkstockhebel zur 1. VA / Pitman Arm to 1st FA Baumuster / Model:H26	(48) (22)
33.350, 33.360 FDC, FDC/M, FDLC, FDRK 33.350, 33.360 FDK, FDLK, FDRK 33.390, 33.400 FDC, FDLC, FDRK, FDC/M 33.390, 33.400 FDK, FDLK, FDRK 33.430, 33.440 FDK, FDLK, FDRK 33.480 FDC, FDRK, FDC/M 33.480 FDK, FDRK	05.04 - 05.04 - 05.04 - 05.04 - 05.04 - 02.06 - 02.06 -		Lenkstockhebel zur 1. VA / Pitman Arm to 1st FA Baumuster / Model:HW2 H66 H26	(48) (22)
33.350, 33.360 FDS, FDLS, FDS/M, FDRS	05.04 -		Lenkstockhebel zur 1. VA / Pitman Arm to 1st FA Baumuster / Model:HW2 H66 H26 HV2	(48) (22)
33.390, 33.400 FDS, FDLS, FDLRS, FDRS, FDS/M 33.480 FDS, FDRS, FDLS, FDS/M	05.04 - 02.06 -		Lenkstockhebel zur 1. VA / Pitman Arm to 1st FA Baumuster / Model:HW2 H66 H26 HV2 HW8 HW9	(48) (22)
33.430, 33.440 FDS, FDLS, FDRS, FDLRS, FDS/M	05.04 -		Lenkstockhebel zur 1. VA / Pitman Arm to 1st FA Baumuster / Model:HW2 H66 H26 HV2 HW8	(48) (22)
26.350 FDLRC-WW 26.360 FDLC-WW, FDLRC 26.360 FDLS, FDLRS-WW, FNHLS 26.440 FDLC-WW, FDLRC-WW 26.440 FDLS-WW, FDLRS-WW	05.04 - 05.04 - 05.04 - 02.06 - 02.06 -		Lenkstockhebel zur 1. VA / Pitman Arm to 1st FA Baumuster / Model:H67	(48) (22)
26.350 FDLS, FDLRS, FDLRS/M, FDLRS-WW 26.430 FDLS, FDLS/M, FDLRS-WW	05.04 - 02.04 -		Lenkstockhebel zur 1. VA / Pitman Arm to 1st FA Baumuster / Model:HV2 H67	(48) (22)
33.440 FDC, FDRK 33.440 FDK, FDRK	06.05 - 06.05 -		Lenkstockhebel zur 1. VA / Pitman Arm to 1st FA Baumuster / Model:HW2 H66	(48) (22)






TGA 6x4 03.00 -

1	<p>Lenkstange / Centre Rod Assembly Schubstange / Push Rod einseitig verstellbar / Adjustable on one side Länge [mm] / Length [mm]:967 Konusmaß [mm] / Cone Size [mm]:30 Rohr-Ø [mm] / Pipe Ø [mm]:52 mit Zubehör / With accessories</p>	<p>(4) (68) (87) (53) (42) (64) (123)</p>	<p>30593 01 81.46611.6200 ▲ 25353 01 21971 01</p> 
	<p>26.310 FDC, FDLC, FDRC, FDLC/M, FDLRC 01.01 - 26.310 FDK, FDLK, FDRK 09.02 - 26.310 FDS, FDLS, FDLS/M, FDLRS 01.01 - 26.360 FDLS, FDLS/M, FDLRS, FDLRS/M, FDLRS-WW, FDRS 09.03 - 26.360 FDC, FDLC, FDLC/M, FDRC, FDLRC-WW 01.01 - 26.360 FDK, FDLK, FDRK, FDLRK 09.02 - 26.410 FDC, FDLC, FDLC/M, FDLC-WW; FDRC-WW, FDLRC-WW 01.01 - 26.410 FDK, FDRK, FDLK, FDLRK 09.01 - 26.410 FDS, FDLS, FDLS/M, FDLS-WW, FDRS-WW, FDLRS-WW 06.01 - 26.460 FDC, FDLC, FDLC/M, FDLC-WW, FDRC, FDLRC-WW 01.01 - 26.460 FDK, FDLK, FDLRK 01.01 - 26.460 FDS, FDLS, FDLS/M, FDLS-WW, FDRS-WW, FDLRS-WW 06.01 - 26.480 FDC, FDLC, FDRC, FDLC/M, FDLRC-WW 09.02 - 26.480 FDK, FDLK, FDLRK 09.02 - 26.480 FDS, FDLS, FDLS/M, FDLRS-WW, FDRS 09.02 - 26.510 FDC, FDC/M, FDRC, FDLC, FDLC/M, FDLRC 01.01 - 26.510 FDS, FDLS, FDLS/M, FDRS, FDLRS 01.01 - 26.530 FDC, FDLC, FDC/M, FDLRC 01.01 - 26.530 FDK, FDLK, FDLRK 09.02 - 26.530 FDS, FDLS, FDLS/M, FDLRS 01.01 - 33.360 FDC, FDC-WW, FDLC/M, FDRC-WW, FDLRC 10.00 - 33.360 FDK, FDK-WW, FDLK, FDRK-WW 01.01 - 33.360 FDS, FDS-WW, FDLS, FDLRS, FDRS-WW 10.00 - 33.410 FDC, FDC-WW, FDLC, FDLRC, FDRC-WW 10.00 - 33.410 FDK, FDK-WW, FDLK, FDRK-WW 10.00 - 33.410 FDS, FDS-WW, FDLS, FDLS/M, FDLRS, FDRS-WW 10.00 - 33.460 FDC, FDC-WW, FDLC, FDRC-WW 09.02 - 33.460 FDK, FDK-WW, FDLK, FDRK-WW 09.02 - 33.460 FDS, FDLS, FDLS/M; FDRS-WW 09.02 - 33.480 FDC, FDC-WW, FDLC, FDRC-WW 09.02 - 33.480 FDK, FDK-WW, FDLK, FDRK-WW 09.02 - 33.480 FDS, FDS-WW, FDLS, FDLS/M, FDRS-WW 09.02 - 33.510 FDC, FDC/M, FDLC 09.02 - 33.510 FDS, FDLS/M, FDLRS/M 09.02 - 33.530 FDLK 07.03 - 33.530 FDLS, FDLS/M, FDLRS 07.03 -</p>		<p> Lenkstockhebel zur 1. VA / Pitman Arm to 1st FA (48) Baumuster / Model:H29 (22)</p>
	<p>26.310, 26.320 FDC, FDRC, FDC/M, FDRC/M, FDLC, FNHLC, FVHLC 05.04 - 26.310, 26.320 FDK, FDLK 05.04 - 26.310, 26.320 FDS, FDS/M, FDLS, FDRS, FDRS/M, FNHLS, FDLRS 05.04 - 26.350, 26.360 FDC, FDRC, FDC/M, FDRC/M, FDLC, FDLRC, FNHLC 05.04 - 26.350, 26.360 FDK, FDLK, FDRK 05.04 - 26.350, 26.360 FDS, FDS/M, FDLS, FDRS, FNHLS, FPHLS 05.04 - 26.390, 26.400 FDC, FDRC, FDLRC, FDRC/M, FDLC, FNHLC, FVHLC 05.04 - 26.390, 26.400 FDK, FDLK 05.04 - 26.390, 26.400 FDS, FDS/M, FDLS, FDLRS, FNHLS, FPHLS, FVHLS 05.04 - 26.430, 26.440 FDC, FDRC, FDLC, FDLRC, FDLC/M, FNHLC, FVHLC 05.04 - 26.430, 26.440 FDK, FDLK 05.04 - 26.430, 26.440 FDS, FDLS, FDRS, FDLRS, FNHLS, FPHLS, FVHLS 02.04 - 26.480 FDC, FDC/M, FDLC, FDLRC, FDRC, FNHLC, FVHLC, FDLRC-WW 02.06 - 26.480 FDK, FDLK 02.06 - 26.480 FDS, FDLS, FDLRS, FNHLS, FPHLS, FVHLS 02.06 -</p>		<p> Lenkstockhebel zur 1. VA / Pitman Arm to 1st FA (48) Baumuster / Model:H30 (22)</p>







MAN

TGA 6x4 03.00 -

 10	<p>Lenker, Radaufhängung / Track Control Arm Längslenker / Trailing Arm Länge [mm] / Length [mm]:577 Lochabstand 1/Lochabstand 2 / Hole Pitch 1/ Hole Pitch 2:130/130 Bohrung-Ø 1 / Bohrung-Ø 2 [mm] / Bore Ø 1 / Bore Ø 2 [mm]:19/19 Rohr-Ø [mm] / Pipe Ø [mm]:48 Molekularlager / Molecular Bearing</p>	<p>(3) (54) (53) (50) (24) (64) (57)</p>	<p>11757 02 81.43220.6129</p> 
	<p>26.310, 26.320 FDC, FDRC, FDC/M, FDRC/M, FDLC, FNHLC, FVHLC 05.04 - 26.310, 26.320 FDS, FDS/M, FDLS, FDRS, FDRS/M, FNHLS, FDLRS 05.04 - 26.350, 26.360 FDC, FDRC, FDC/M, FDRC/M, FDLC, FDLRC, FNHLC 05.04 - 26.350, 26.360 FDS, FDS/M, FDLS, FDRS, FNHLS, FPHLS 05.04 - 26.390, 26.400 FDC, FDRC, FDLRC, FDRC/M, FDLC, FNHLC, FVHLC 05.04 - 26.390, 26.400 FDS, FDS/M, FDLS, FDLRS, FNHLS, FPHLS, FVHLS 05.04 - 26.430, 26.440 FDC, FDRC, FDLC, FDLRC, FDLC/M, FNHLC, FVHLC 05.04 - 26.430, 26.440 FDS, FDLS, FDRS, FDLRS, FNHLS, FPHLS, FVHLS 02.04 -</p>		<p></p> <p>Schleppachse / trailing axle (67) ->01.2005 Baumuster / Model:H35 (22) nicht bei CDC Dämpfern (Continuous Damping Control) / not with CDC dampers (Continuous Damping Control) (124) nicht bei RAS (hydraulisch zwangsgelenkte Nachlaufachse) / not with RAS (hydraulically positively steered tag axle) (126)</p>





TGA 6x4 03.00 -

<p> 10</p>	<p>Lenker, Radaufhängung / Track Control Arm Längslenker / Trailing Arm Länge [mm] / Length [mm]:590 Lochabstand 1/Lochabstand 2 / Hole Pitch 1/ Hole Pitch 2:130/130 Bohrung-Ø 1 / Bohrung-Ø 2 [mm] / Bore Ø 1 / Bore Ø 2 [mm]:19/19 Rohr-Ø [mm] / Pipe Ø [mm]:48 Molekularlager / Molecular Bearing</p>	<p>(3) (54) (53) (50) (24) (64) (57)</p>	<p>18495 01 81.43220.6092 © 11755 01</p> 
	<p>26.310 FDC, FDLC, FDRC, FDLC/M, FDLRC 01.01 - 26.310 FDK, FDLK, FDRK 09.02 - 26.310 FDS, FDLS, FDLS/M, FDLRS 01.01 - 26.360 FDLS, FDLS/M, FDLRS, FDLRS/M, FDLRS-WW, FDRS 09.03 - 26.360 FDC, FDLC, FDLC/M, FDRC, FDLRC-WW 01.01 - 26.360 FDK, FDLK, FDRK, FDLRK 09.02 - 26.410 FDC, FDLC, FDLC/M, FDLC-WW; FDRC-WW, FDLRC-WW 01.01 - 26.410 FDK, FDRK, FDLK, FDLRK 09.01 - 26.410 FDS, FDLS, FDLS/M, FDLS-WW, FDRS-WW, FDLRS-WW 06.01 - 26.460 FDC, FDLC, FDLC/M, FDLC-WW, FDRC, FDLRC-WW 01.01 - 26.460 FDK, FDLK, FDLRK 01.01 - 26.460 FDS, FDLS, FDLS/M, FDLS-WW, FDRS-WW, FDLRS-WW 06.01 - 26.480 FDC, FDLC, FDRC, FDLC/M, FDLRC-WW 09.02 - 26.480 FDK, FDLK, FDLRK 09.02 - 26.480 FDS, FDLS, FDLS/M, FDLRS-WW, FDRS 09.02 - 26.510 FDC, FDC/M, FDRC, FDLC, FDLC/M, FDLRC 01.01 - 26.510 FDS, FDLS, FDLS/M, FDRS, FDLRS 01.01 - 26.530 FDC, FDLC, FDC/M, FDLRC 01.01 - 26.530 FDK, FDLK, FDLRK 09.02 - 26.530 FDS, FDLS, FDLS/M, FDLRS 01.01 - 33.360 FDC, FDC-WW, FDLC/M, FDRC-WW, FDLRC 10.00 - 33.360 FDK, FDK-WW, FDLK, FDRK-WW 01.01 - 33.360 FDS, FDS-WW, FDLS, FDLRS, FDRS-WW 10.00 - 33.410 FDC, FDC-WW, FDLC, FDLRC, FDRC-WW 10.00 - 33.410 FDK, FDK-WW, FDLK, FDRK-WW 10.00 - 33.410 FDS, FDS-WW, FDLS, FDLS/M, FDLRS, FDRS-WW 10.00 - 33.460 FDC, FDC-WW, FDLC, FDRC-WW 09.02 - 33.460 FDK, FDK-WW, FDLK, FDRK-WW 09.02 - 33.460 FDS, FDLS, FDLS/M; FDRS-WW 09.02 - 33.480 FDC, FDC-WW, FDLC, FDRC-WW 09.02 - 33.480 FDK, FDK-WW, FDLK, FDRK-WW 09.02 - 33.480 FDS, FDS-WW, FDLS, FDLS/M, FDRS-WW 09.02 - 33.510 FDC, FDC/M, FDLC 09.02 - 33.510 FDS, FDLS/M, FDLRS/M 09.02 - 33.530 FDLK 07.03 - 33.530 FDLS, FDLS/M, FDLRS 07.03 -</p>		<p></p> <p>Antriebsachse / Drive Shaft (19) Achslast [t] / Axle Load [t]:2x13 (18) Baumuster / Model:H29 (22) mit Stabilisator an der Hinterachse / with stabilizer on the rear axle (120)</p>
	<p>26.310, 26.320 FDC, FDRC, FDC/M, FDRC/M, FDLC, FNHLC, FVHLC 05.04 - 26.310, 26.320 FDK, FDLK 05.04 - 26.310, 26.320 FDS, FDS/M, FDLS, FDRS, FDRS/M, FNHLS, FDLRS 05.04 - 26.350, 26.360 FDC, FDRC, FDC/M, FDRC/M, FDLC, FDLRC, FNHLC 05.04 - 26.350, 26.360 FDK, FDLK, FDRK 05.04 - 26.350, 26.360 FDS, FDS/M, FDLS, FDRS, FNHLS, FPHLS 05.04 - 26.390, 26.400 FDC, FDRC, FDLRC, FDRC/M, FDLC, FNHLC, FVHLC 05.04 - 26.390, 26.400 FDK, FDLK 05.04 - 26.390, 26.400 FDS, FDS/M, FDLS, FDLRS, FNHLS, FPHLS, FVHLS 05.04 - 26.430, 26.440 FDC, FDRC, FDLC, FDLRC, FDLC/M, FNHLC, FVHLC 05.04 - 26.430, 26.440 FDK, FDLK 05.04 - 26.430, 26.440 FDS, FDLS, FDRS, FDLRS, FNHLS, FPHLS, FVHLS 02.04 - 26.480 FDC, FDC/M, FDLC, FDLRC, FDRC, FNHLC, FVHLC, FDLRC-WW 02.06 - 26.480 FDK, FDLK 02.06 - 26.480 FDS, FDLS, FDLRS, FNHLS, FPHLS, FVHLS 02.06 -</p>		<p></p> <p>Antriebsachse / Drive Shaft (19) Achslast [t] / Axle Load [t]:2x13 (18) Baumuster / Model:H30 (22) mit Stabilisator an der Hinterachse / with stabilizer on the rear axle (120)</p>








MAN

TGA 6x4 03.00 -

10	Lenker, Radaufhängung / Track Control Arm Längslenker / Trailing Arm Länge [mm] / Length [mm]:585 Lochabstand 1/Lochabstand 2 / Hole Pitch 1/ Hole Pitch 2:130/130 Bohrung-Ø 1 / Bohrung-Ø 2 [mm] / Bore Ø 1 / Bore Ø 2 [mm]:21/21 Rohr-Ø [mm] / Pipe Ø [mm]:58 Molekularlager / Molecular Bearing	(3) (54) (53) (50) (24) (64) (57)	20887 01 81.43220.6093 ® 21769 01 
33.360 FDC, FDC-WW, FDLC/M, FDRC-WW, FDLRC 10.00 - 33.360 FDK, FDK-WW, FDLK, FDRK-WW 01.01 - 33.360 FDS, FDS-WW, FDLS, FDLRS, FDRS-WW 10.00 - 33.410 FDC, FDC-WW, FDLC, FDLRC, FDRC-WW 10.00 - 33.410 FDK, FDK-WW, FDLK, FDRK-WW 10.00 - 33.410 FDS, FDS-WW, FDLS, FDLS/M, FDLRS, FDRS-WW 10.00 - 33.460 FDC, FDC-WW, FDLC, FDRC-WW 09.02 - 33.460 FDK, FDK-WW, FDLK, FDRK-WW 09.02 - 33.460 FDS, FDLS, FDLS/M, FDRS-WW 09.02 - 33.480 FDC, FDC-WW, FDLC, FDRC-WW 09.02 - 33.480 FDK, FDK-WW, FDLK, FDRK-WW 09.02 - 33.480 FDS, FDS-WW, FDLS, FDLS/M, FDRS-WW 09.02 -	 Doppelachse mit zwei angetriebenen Achsen / Double axle with two driven axles (30) ->03.2003 Achsausführung / Axle Version:HD9/H9-13120 (17) Baumuster / Model:H28 (22) mit Stabilisator an der Hinterachse / with stabilizer on the rear axle (120)		



TGA 6x4 03.00 -

<p> 10</p>	<p>Lenker, Radaufhängung / Track Control Arm Längslenker / Trailing Arm nicht verstellbar / Not adjustable Länge [mm] / Length [mm]:596 Rohr-Ø [mm] / Pipe Ø [mm]:48 Bohrung-Ø 1 / Bohrung-Ø 2 [mm] / Bore Ø 1 / Bore Ø 2 [mm]:19/19 Lochabstand 1/Lochabstand 2 / Hole Pitch 1/ Hole Pitch 2:130/130 Molekularlager / Molecular Bearing</p>	<p>(3) (54) (136) (53) (64) (24) (50) (57)</p> <p>25041 01 81.43220.6196 © 30610 01</p> 
	<p>26.310 FDC, FDLC, FDRK, FDLC/M, FDLRC 01.01 - 26.310 FDK, FDLK, FDRK 09.02 - 26.310 FDS, FDLS, FDLS/M, FDLRS 01.01 - 26.360 FDC, FDLC, FDLC/M, FDRK, FDLRC-WW 01.01 - 26.360 FDK, FDLK, FDRK, FDLRK 09.02 - 26.410 FDC, FDLC, FDLC/M, FDLC-WW; FDRK-WW, FDLRC-WW 01.01 - 26.410 FDK, FDRK, FDLK, FDLRK 09.01 - 26.410 FDS, FDLS, FDLS/M, FDLS-WW, FDRS-WW, FDLRS-WW 06.01 - 26.460 FDC, FDLC, FDLC/M, FDLC-WW, FDRK, FDLRC-WW 01.01 - 26.460 FDK, FDLK, FDLRK 01.01 - 26.460 FDS, FDLS, FDLS/M, FDLS-WW, FDRS-WW, FDLRS-WW 06.01 - 26.480 FDC, FDLC, FDRK, FDLC/M, FDLRC-WW 09.02 - 26.480 FDK, FDLK, FDLRK 09.02 - 26.480 FDS, FDLS, FDLS/M, FDLRS-WW, FDRS 09.02 - 26.510 FDC, FDC/M, FDRK, FDLC, FDLC/M, FDLRC 01.01 - 26.510 FDS, FDLS, FDLS/M, FDRS, FDLRS 01.01 - 26.530 FDC, FDLC, FDC/M, FDLRC 01.01 - 26.530 FDK, FDLK, FDLRK 09.02 - 26.530 FDS, FDLS, FDLS/M, FDLRS 01.01 - 33.510 FDC, FDC/M, FDLC 09.02 - 33.510 FDS, FDLS/M, FDLRS/M 09.02 -</p>	<p></p> <p>Antriebsachse / Drive Shaft (19) Achslast [t] / Axle Load [t]:2x11,5 (18) Achslast [t] / Axle Load [t]:2x13 (18) Achsausführung / Axle Version:HD9/H9 (17) Baumuster / Model:H29 (22)</p>
	<p>26.310 FDC, FDLC, FDRK, FDLC/M, FDLRC 01.01 - 26.310 FDK, FDLK, FDRK 09.02 - 26.310 FDS, FDLS, FDLS/M, FDLRS 01.01 - 26.360 FDC, FDLC, FDLC/M, FDRK, FDLRC-WW 01.01 - 26.360 FDK, FDLK, FDRK, FDLRK 09.02 - 26.410 FDC, FDLC, FDLC/M, FDLC-WW; FDRK-WW, FDLRC-WW 01.01 - 26.410 FDK, FDRK, FDLK, FDLRK 09.01 - 26.410 FDS, FDLS, FDLS/M, FDLS-WW, FDRS-WW, FDLRS-WW 06.01 - 26.460 FDC, FDLC, FDLC/M, FDLC-WW, FDRK, FDLRC-WW 01.01 - 26.460 FDK, FDLK, FDLRK 01.01 - 26.460 FDS, FDLS, FDLS/M, FDLS-WW, FDRS-WW, FDLRS-WW 06.01 - 26.480 FDC, FDLC, FDRK, FDLC/M, FDLRC-WW 09.02 - 26.480 FDK, FDLK, FDLRK 09.02 - 26.480 FDS, FDLS, FDLS/M, FDLRS-WW, FDRS 09.02 - 26.510 FDC, FDC/M, FDRK, FDLC, FDLC/M, FDLRC 01.01 - 26.510 FDS, FDLS, FDLS/M, FDRS, FDLRS 01.01 - 26.530 FDC, FDLC, FDC/M, FDLRC 01.01 - 26.530 FDK, FDLK, FDLRK 09.02 - 26.530 FDS, FDLS, FDLS/M, FDLRS 01.01 - 33.510 FDC, FDC/M, FDLC 09.02 - 33.510 FDS, FDLS/M, FDLRS/M 09.02 -</p>	<p></p> <p>Antriebsachse / Drive Shaft (19) Baumuster / Model:H25 H29 (22) mit Stabilisator an der Hinterachse / with stabilizer on the rear axle (120)</p>
	<p>26.310 FD-TM, FDR-TM 10.00 - 26.360 FD-TM, FDR-TM 01.01 - 26.410 FD-TM, FDR-TM 01.01 - 26.460 FD-TM, FDR-TM 01.01 - 26.480 FD-TM, 12816 ccm 09.02 - 33.410 FD-TM, FDR-TM 10.00 - 33.460 FD-TM 09.02 - 33.480 FD-TM 09.02 - 33.530 FDC, FDC/M 09.02 -</p>	<p></p> <p>Antriebsachse / Drive Shaft (19) Baumuster / Model:H25 (22) mit Stabilisator an der Hinterachse / with stabilizer on the rear axle (120)</p>










MAN

TGA 6x4 03.00 -

10	Lenker, Radaufhängung / Track Control Arm Längslenker / Trailing Arm nicht verstellbar / Not adjustable Länge [mm] / Length [mm]:596 Rohr-Ø [mm] / Pipe Ø [mm]:48 Bohrung-Ø 1 / Bohrung-Ø 2 [mm] / Bore Ø 1 / Bore Ø 2 [mm]:19/19 Lochabstand 1/Lochabstand 2 / Hole Pitch 1/ Hole Pitch 2:130/130 Molekularlager / Molecular Bearing	(3) (54) (136) (53) (64) (24) (50) (57)	25041 01 81.43220.6196 ® 30610 01	
	33.360 FDC, FDC-WW, FDLK/M, FDRK-WW, FDLRC 10.00 - 33.360 FDK, FDK-WW, FDLK, FDRK-WW 01.01 - 33.360 FDS, FDS-WW, FDLK, FDLRS, FDRS-WW 10.00 - 33.410 FDC, FDC-WW, FDLK, FDLRC, FDRK-WW 10.00 - 33.410 FDK, FDK-WW, FDLK, FDRK-WW 10.00 - 33.410 FDS, FDS-WW, FDLK, FDLRS/M, FDLRS, FDRS-WW 10.00 - 33.460 FDC, FDC-WW, FDLK, FDRK-WW 09.02 - 33.460 FDK, FDK-WW, FDLK, FDRK-WW 09.02 - 33.460 FDS, FDLK, FDLRS/M; FDRS-WW 09.02 -		Antriebsachse / Drive Shaft (19) Baumuster / Model:H25 H29 H28 H62 (22) mit Stabilisator an der Hinterachse / with stabilizer on the rear axle (120)	
	33.360 FDC, FDC-WW, FDLK/M, FDRK-WW, FDLRC 10.00 - 33.360 FDK, FDK-WW, FDLK, FDRK-WW 01.01 - 33.360 FDS, FDS-WW, FDLK, FDLRS, FDRS-WW 10.00 - 33.410 FDC, FDC-WW, FDLK, FDLRC, FDRK-WW 10.00 - 33.410 FDK, FDK-WW, FDLK, FDRK-WW 10.00 - 33.410 FDS, FDS-WW, FDLK, FDLRS/M, FDLRS, FDRS-WW 10.00 - 33.460 FDC, FDC-WW, FDLK, FDRK-WW 09.02 - 33.460 FDK, FDK-WW, FDLK, FDRK-WW 09.02 - 33.460 FDS, FDLK, FDLRS/M; FDRS-WW 09.02 -		Antriebsachse / Drive Shaft (19) Achslast [t] / Axle Load [t]:2x11,5 (18) Achslast [t] / Axle Load [t]:2x13 (18) Achsausführung / Axle Version:HD9/H9 (17) Baumuster / Model:H29 (22)	
	33.480 FDC, FDC-WW, FDLK, FDRK-WW 09.02 - 33.480 FDK, FDK-WW, FDLK, FDRK-WW 09.02 - 33.480 FDS, FDS-WW, FDLK, FDLRS/M, FDRS-WW 09.02 -		Antriebsachse / Drive Shaft (19) Baumuster / Model:H25 H29 H28 (22) mit Stabilisator an der Hinterachse / with stabilizer on the rear axle (120)	
	33.480 FDC, FDC-WW, FDLK, FDRK-WW 09.02 - 33.480 FDK, FDK-WW, FDLK, FDRK-WW 09.02 - 33.480 FDS, FDS-WW, FDLK, FDLRS/M, FDRS-WW 09.02 -		Antriebsachse / Drive Shaft (19) Achslast [t] / Axle Load [t]:2x11,5 (18) Achslast [t] / Axle Load [t]:2x13 (18) Achsausführung / Axle Version:HD9/H9 (17) Baumuster / Model:H29 (22)	
	26.310, 26.320 FDC, FDRK, FDC/M, FDRK/M, FDLK, FNHLC, FVHLC 05.04 - 26.310, 26.320 FDK, FDLK 05.04 - 26.310, 26.320 FDS, FDS/M, FDLK, FDRS, FDRS/M, FNHLS, FDLRS 05.04 - 26.350, 26.360 FDC, FDRK, FDC/M, FDRK/M, FDLK, FDLRC, FNHLC 05.04 - 26.350, 26.360 FDK, FDLK, FDRK 05.04 - 26.350, 26.360 FDS, FDS/M, FDLK, FDRS, FNHLS, FPHLS 05.04 - 26.390, 26.400 FDC, FDRK, FDLRC, FDRK/M, FDLK, FNHLC, FVHLC 05.04 - 26.390, 26.400 FDK, FDLK 05.04 - 26.390, 26.400 FDS, FDS/M, FDLK, FDLRS, FNHLS, FPHLS, FVHLS 05.04 - 26.430, 26.440 FDC, FDRK, FDLK, FDLRC, FDLK/M, FNHLC, FVHLC 05.04 - 26.430, 26.440 FDK, FDLK 05.04 - 26.430, 26.440 FDS, FDLK, FDRS, FDLRS, FNHLS, FPHLS, FVHLS 02.04 - 26.480 FDC, FDC/M, FDLK, FDLRC, FDRK, FNHLC, FVHLC, FDLRC-WW 02.06 - 26.480 FDK, FDLK 02.06 - 26.480 FDS, FDLK, FDLRS, FNHLS, FPHLS, FVHLS 02.06 -		Antriebsachse / Drive Shaft (19) ->07.2004 Achslast [t] / Axle Load [t]:2x16 (18) Achsausführung / Axle Version:HP-1652/HPD-1682 (17) Baumuster / Model:H26 (22) mit Stabilisator an der Hinterachse / with stabilizer on the rear axle (120) mit Parabelfeder / with parabolic spring (117)	



TGA		6x4	03.00 -			
 10	Lenker, Radaufhängung / Track Control Arm	(3)			25041 01 81.43220.6196 ® 30610 01	
	Längslenker / Trailing Arm	(54)				
	nicht verstellbar / Not adjustable	(136)				
	Länge [mm] / Length [mm]:596	(53)				
	Rohr-Ø [mm] / Pipe Ø [mm]:48	(64)				
	Bohrung-Ø 1 / Bohrung-Ø 2 [mm] / Bore Ø 1 / Bore Ø 2 [mm]:19/19	(24)				
	Lochabstand 1/Lochabstand 2 / Hole Pitch 1/ Hole Pitch 2:130/130	(50)				
	Molekularlager / Molecular Bearing	(57)				
	26.310, 26.320 FDC, FDRC, FDC/M, FDRC/M, FDLC, FNHLC, FVHLC	05.04 -		Antriebsachse / Drive Shaft		(19)
	26.310, 26.320 FDK, FDLK	05.04 -		Achslast [t] / Axle Load [t]:2x13		(18)
26.310, 26.320 FDS, FDS/M, FDLS, FDRS, FDRS/M, FNHLS, FDLRS	05.04 -		Achslast [t] / Axle Load [t]:2x11,5	(18)		
26.350, 26.360 FDC, FDRC, FDC/M, FDRC/M, FDLC, FDLRC, FNHLC	05.04 -		Achsausführung / Axle Version:HD9/H9	(17)		
26.350, 26.360 FDK, FDLK, FDRK	05.04 -		Baumuster / Model:H30	(22)		
26.350, 26.360 FDS, FDS/M, FDLS, FDRS, FNHLS, FPHLS	05.04 -					
26.390, 26.400 FDC, FDRC, FDLRC, FDRC/M, FDLC, FNHLC, FVHLC	05.04 -					
26.390, 26.400 FDK, FDLK	05.04 -					
26.390, 26.400 FDS, FDS/M, FDLS, FDLRS, FNHLS, FPHLS, FVHLS	05.04 -					
26.430, 26.440 FDC, FDRC, FDLC, FDLRC, FDLC/M, FNHLC, FVHLC	05.04 -					
26.430, 26.440 FDK, FDLK	05.04 -					
26.430, 26.440 FDS, FDS/M, FDLS, FDRS, FDLRS, FNHLS, FPHLS, FVHLS	02.04 -					
26.480 FDC, FDC/M, FDLC, FDLRC, FDRC, FNHLC, FVHLC, FDLRC-WW	02.06 -					
26.480 FDK, FDLK	02.06 -					
26.480 FDS, FDLS, FDLRS, FNHLS, FPHLS, FVHLS	02.06 -					
26.310, 26.320 FDC, FDRC, FDC/M, FDRC/M, FDLC, FNHLC, FVHLC	05.04 -		Antriebsachse / Drive Shaft	(19)		
26.310, 26.320 FDK, FDLK	05.04 -		Achslast [t] / Axle Load [t]:2x13	(18)		
26.310, 26.320 FDS, FDS/M, FDLS, FDRS, FDRS/M, FNHLS, FDLRS	05.04 -		Baumuster / Model:H26 H30	(22)		
26.350, 26.360 FDC, FDRC, FDC/M, FDRC/M, FDLC, FDLRC, FNHLC	05.04 -		mit Stabilisator an der Hinterachse / with stabilizer on the rear axle	(120)		
26.350, 26.360 FDK, FDLK, FDRK	05.04 -					
26.350, 26.360 FDS, FDS/M, FDLS, FDRS, FNHLS, FPHLS	05.04 -					
26.390, 26.400 FDC, FDRC, FDLRC, FDRC/M, FDLC, FNHLC, FVHLC	05.04 -					
26.390, 26.400 FDK, FDLK	05.04 -					
26.390, 26.400 FDS, FDS/M, FDLS, FDLRS, FNHLS, FPHLS, FVHLS	05.04 -					
26.430, 26.440 FDC, FDRC, FDLC, FDLRC, FDLC/M, FNHLC, FVHLC	05.04 -					
26.430, 26.440 FDK, FDLK	05.04 -					
26.430, 26.440 FDS, FDS/M, FDLS, FDRS, FDLRS, FNHLS, FPHLS, FVHLS	02.04 -					
26.480 FDC, FDC/M, FDLC, FDLRC, FDRC, FNHLC, FVHLC, FDLRC-WW	02.06 -					
26.480 FDK, FDLK	02.06 -					
26.480 FDS, FDLS, FDLRS, FNHLS, FPHLS, FVHLS	02.06 -					
40.410 FDS-WW	04.04 -		Antriebsachse / Drive Shaft	(19)		
40.410 FDK-WW	04.04 -		Achslast [t] / Axle Load [t]:2x13	(18)		
40.460 FDK-WW	04.04 -		Achslast [t] / Axle Load [t]:2x16	(18)		
40.460 FDS-WW	04.04 -		->01.2004			
40.480 FDK-WW	04.04 -		Baumuster / Model:H33	(22)		
40.480 FDS-WW	04.04 -		mit Stabilisator an der Hinterachse / with stabilizer on the rear axle	(120)		
26.310, 26.320 FD-TM	06.05 -		Antriebsachse / Drive Shaft	(19)		
26.350, 26.360 FD-TM	02.04 -		->07.2004			
26.390, 26.400 FD-TM	05.04 -		Achslast [t] / Axle Load [t]:2x16	(18)		
26.430, 26.440 FD-TM	05.04 -		Achsausführung / Axle Version:HP-1652/HPD-1682	(17)		
26.480 FD-TM, 12412 ccm	02.06 -		Baumuster / Model:H26	(22)		
			mit Stabilisator an der Hinterachse / with stabilizer on the rear axle	(120)		
			mit Parabelfeder / with parabolic spring	(117)		
26.310, 26.320 FD-TM	06.05 -		Antriebsachse / Drive Shaft	(19)		
26.350, 26.360 FD-TM	02.04 -		Achslast [t] / Axle Load [t]:2x13	(18)		
26.390, 26.400 FD-TM	05.04 -		Baumuster / Model:H26	(22)		
26.430, 26.440 FD-TM	05.04 -					
26.480 FD-TM, 12412 ccm	02.06 -		mit Stabilisator an der Hinterachse / with stabilizer on the rear axle	(120)		








MAN

TGA 6x4 03.00 -

10	<p>Lenker, Radaufhängung / Track Control Arm Längslenker / Trailing Arm nicht verstellbar / Not adjustable Länge [mm] / Length [mm]:596 Rohr-Ø [mm] / Pipe Ø [mm]:48 Bohrung-Ø 1 / Bohrung-Ø 2 [mm] / Bore Ø 1 / Bore Ø 2 [mm]:19/19 Lochabstand 1/Lochabstand 2 / Hole Pitch 1/ Hole Pitch 2:130/130 Molekularlager / Molecular Bearing</p>	(3) (54) (136) (53) (64) (24) (50) (57)	25041 01 81.43220.6196 © 30610 01	
33.350, 33.360 FDC, FDC/M, FDLK, FDRK 05.04 - 33.350, 33.360 FDK, FDLK, FDRK 05.04 - 33.350, 33.360 FDS, FDLK, FDRK, FDS/M, FDRS 05.04 - 33.390, 33.400 FDC, FDLK, FDRK, FDC/M 05.04 - 33.390, 33.400 FDK, FDLK, FDRK 05.04 - 33.390, 33.400 FDS, FDLK, FDLRS, FDRS, FDS/M 05.04 - 33.430, 33.440 FDC, FDLK, FDRK, FDLRC, FDC/M 05.04 - 33.430, 33.440 FDK, FDLK, FDRK 05.04 - 33.430, 33.440 FDS, FDLK, FDRS, FDLRS, FDS/M 05.04 - 33.480 FDC, FDRK, FDC/M 02.06 - 33.480 FDK, FDRK 02.06 - 33.480 FDS, FDRS, FDLK, FDS/M 02.06 -		<p>Antriebsachse / Drive Shaft (19) ->07.2004 Achslast [t] / Axle Load [t]:2x16 (18) Achsausführung / Axle Version:HP-1652/HPD-1682 (17) Baumuster / Model:H26 (22) mit Stabilisator an der Hinterachse / with stabilizer on the rear axle (120) mit Parabelfeder / with parabolic spring (117)</p>		
33.350, 33.360 FDC, FDC/M, FDLK, FDRK 05.04 - 33.350, 33.360 FDK, FDLK, FDRK 05.04 - 33.350, 33.360 FDS, FDLK, FDRK, FDS/M, FDRS 05.04 - 33.390, 33.400 FDC, FDLK, FDRK, FDC/M 05.04 - 33.390, 33.400 FDK, FDLK, FDRK 05.04 - 33.390, 33.400 FDS, FDLK, FDLRS, FDRS, FDS/M 05.04 - 33.430, 33.440 FDC, FDLK, FDRK, FDLRC, FDC/M 05.04 - 33.430, 33.440 FDK, FDLK, FDRK 05.04 - 33.430, 33.440 FDS, FDLK, FDRS, FDLRS, FDS/M 05.04 - 33.480 FDC, FDRK, FDC/M 02.06 - 33.480 FDK, FDRK 02.06 - 33.480 FDS, FDRS, FDLK, FDS/M 02.06 -		<p>Antriebsachse / Drive Shaft (19) Achslast [t] / Axle Load [t]:2x13 (18) Baumuster / Model:H26 H66 HW2 (22) mit Stabilisator an der Hinterachse / with stabilizer on the rear axle (120)</p>		
28.410 FANLK 07.06 - 28.360 FANLC 07.06 - 28.360 FANLK 07.06 - 28.480 FANLK 07.06 - 28.530 FANLC 07.06 - 28.410 FANLC 07.06 - 28.530 FANLK 07.06 -		<p>1.HA / 1st RA (12) für Fahrzeuge mit gelenkter Nachlaufachse / For vehicles with hinged trailing axle (95) Baumuster / Model:H81 (22)</p>		
33.440 FDC, FDRK 06.05 - 33.440 FDK, FDRK 06.05 -		<p>Antriebsachse / Drive Shaft (19) Achslast [t] / Axle Load [t]:2x13 (18) Baumuster / Model:H66 HW2 (22) mit Stabilisator an der Hinterachse / with stabilizer on the rear axle (120)</p>		








TGA 6x4 03.00 -

<p> 10</p>	<p>Lenker, Radaufhängung / Track Control Arm Längslenker / Trailing Arm nicht verstellbar / Not adjustable Länge [mm] / Length [mm]:572 Lochabstand 1/Lochabstand 2 / Hole Pitch 1/ Hole Pitch 2:130/130 Bohrung-Ø 1 / Bohrung-Ø 2 [mm] / Bore Ø 1 / Bore Ø 2 [mm]:19/19 Rohr-Ø [mm] / Pipe Ø [mm]:48 Molekularlager / Molecular Bearing</p>	<p>(3) (54) (136) (53) (50) (24) (64) (57)</p>	<p>25209 02 81.43220.6229 © 23211 01</p> 
	<p>26.310 FDC, FDLK, FDRK, FDLK/M, FDLRC 01.01 - 26.310 FDK, FDLK, FDRK 09.02 - 26.310 FDS, FDLK, FDLK/M, FDLRS 01.01 - 26.360 FDK, FDLK, FDRK, FDLRK 09.02 - 26.410 FDC, FDLK, FDLK/M, FDLK-WW; FDRK-WW, FDLRC-WW 01.01 - 26.410 FDK, FDRK, FDLK, FDLRK 09.01 - 26.460 FDK, FDLK, FDLRK 01.01 - 26.480 FD-TM, 12816 ccm 09.02 - 26.480 FDC, FDLK, FDRK, FDLK/M, FDLRC-WW 09.02 - 26.480 FDK, FDLK, FDLRK 09.02 - 26.510 FDC, FDC/M, FDRK, FDLK, FDLK/M, FDLRC 01.01 - 26.510 FDS, FDLK, FDLK/M, FDRS, FDLRS 01.01 - 26.530 FDC, FDLK, FDLK/M, FDLRC 01.01 - 26.530 FDK, FDLK, FDLRK 09.02 - 26.530 FDS, FDLK, FDLK/M, FDLRS 01.01 - 33.360 FDC, FDC-WW, FDLK/M, FDRK-WW, FDLRC 10.00 - 33.360 FDK, FDK-WW, FDLK, FDRK-WW 01.01 - 33.360 FDS, FDS-WW, FDLK, FDLRS, FDRS-WW 10.00 - 33.410 FDC, FDC-WW, FDLK, FDLRC, FDRK-WW 10.00 - 33.410 FDK, FDK-WW, FDLK, FDRK-WW 10.00 - 33.410 FDS, FDS-WW, FDLK, FDLK/M, FDLRS, FDRS-WW 10.00 - 33.460 FDC, FDC-WW, FDLK, FDRK-WW 09.02 - 33.460 FDK, FDK-WW, FDLK, FDRK-WW 09.02 - 33.460 FDS, FDLK, FDLK/M; FDRS-WW 09.02 - 33.480 FDC, FDC-WW, FDLK, FDRK-WW 09.02 - 33.480 FDK, FDK-WW, FDLK, FDRK-WW 09.02 - 33.480 FDS, FDS-WW, FDLK, FDLK/M, FDRS-WW 09.02 - 33.510 FDC, FDC/M, FDLK 09.02 - 33.510 FDS, FDLK/M, FDLRS/M 09.02 - 33.530 FDLK 07.03 - 33.530 FDLK, FDLK/M, FDLRS 07.03 -</p>	<p> Antriebsachse / Drive Shaft (19) Achslast [t] / Axle Load [t]:2x11,5 (18) Achslast [t] / Axle Load [t]:2x13 (18) Achsausführung / Axle Version:HYD/HY (17) Baumuster / Model:H29 (22)</p>	
	<p>26.360 FDLK, FDLK/M, FDLRS, FDLRS/M, FDLRS-WW, FDRS 09.03 - 26.360 FDC, FDLK, FDLK/M, FDRK, FDLRC-WW 01.01 - 26.410 FDS, FDLK, FDLK/M, FDLK-WW, FDRS-WW, FDLRS-WW 06.01 - 26.460 FDC, FDLK, FDLK/M, FDLK-WW, FDRK, FDLRC-WW 01.01 - 26.460 FDS, FDLK, FDLK/M, FDLK-WW, FDRS-WW, FDLRS-WW 06.01 - 26.480 FDS, FDLK, FDLK/M, FDLRS-WW, FDRS 09.02 -</p>	<p> Antriebsachse / Drive Shaft (19) Achslast [t] / Axle Load [t]:2x11,5 (18) Achslast [t] / Axle Load [t]:2x13 (18) Achsausführung / Axle Version:HYD/HY (17) Baumuster / Model:H29 H63 (22)</p>	
	<p>26.310, 26.320 FDC, FDRK, FDC/M, FDRK/M, FDLK, FNHLC, FVHLC 05.04 - 26.350, 26.360 FDC, FDRK, FDC/M, FDRK/M, FDLK, FDLRC, FNHLC 05.04 - 26.350, 26.360 FDS, FDS/M, FDLK, FDRS, FNHLS, FPHLS 05.04 - 26.390, 26.400 FDC, FDRK, FDLRC, FDRK/M, FDLK, FNHLC, FVHLC 05.04 - 26.390, 26.400 FDS, FDS/M, FDLK, FDLRS, FNHLS, FPHLS, FVHLS 05.04 - 26.430, 26.440 FDC, FDRK, FDLK, FDLRC, FDLK/M, FNHLC, FVHLC 05.04 - 26.430, 26.440 FDS, FDLK, FDRS, FDLRS, FNHLS, FPHLS, FVHLS 02.04 - 26.480 FDC, FDC/M, FDLK, FDLRC, FDRK, FNHLC, FVHLC, FDLRC-WW 02.06 - 26.480 FDS, FDLK, FDLRS, FNHLS, FPHLS, FVHLS 02.06 -</p>	<p> Schleppachse / trailing axle (67) für Fahrzeuge mit starrer Nachlaufachse / For vehicles with rigid trailing axle (97) 01.2005-> Baumuster / Model:H35 (22)</p>	












MAN

TGA 6x4 03.00 -

10	Lenker, Radaufhängung / Track Control Arm Längslenker / Trailing Arm nicht verstellbar / Not adjustable Länge [mm] / Length [mm]:572 Lochabstand 1/Lochabstand 2 / Hole Pitch 1/ Hole Pitch 2:130/130 Bohrung-Ø 1 / Bohrung-Ø 2 [mm] / Bore Ø 1 / Bore Ø 2 [mm]:19/19 Rohr-Ø [mm] / Pipe Ø [mm]:48 Molekularlager / Molecular Bearing	(3) (54) (136) (53) (50) (24) (64) (57)	25209 02 81.43220.6229 © 23211 01	
	26.310, 26.320 FDC, FDR, FDC/M, FDR/M, FDLC, FNHLC, FVHLC 05.04 - 26.350, 26.360 FDC, FDR, FDC/M, FDR/M, FDLC, FDLRC, FNHLC 05.04 - 26.350, 26.360 FDS, FDS/M, FDLS, FDRS, FNHLS, FPHLS 05.04 - 26.390, 26.400 FDC, FDR, FDLRC, FDR/M, FDLC, FNHLC, FVHLC 05.04 - 26.390, 26.400 FDS, FDS/M, FDLS, FDLRS, FNHLS, FPHLS, FVHLS 05.04 - 26.430, 26.440 FDC, FDR, FDLC, FDLRC, FDLC/M, FNHLC, FVHLC 05.04 - 26.430, 26.440 FDS, FDS, FDRS, FDLRS, FNHLS, FPHLS, FVHLS 02.04 - 26.480 FDC, FDC/M, FDLC, FDLRC, FDR, FNHLC, FVHLC, FDLRC-WW 02.06 - 26.480 FDS, FDS, FDLRS, FNHLS, FPHLS, FVHLS 02.06 -		 Vorlaufachse / Leading Axle (71) 01.2005-> Baumuster / Model:H42 (22)	
	26.310, 26.320 FDC, FDR, FDC/M, FDR/M, FDLC, FNHLC, FVHLC 05.04 - 26.350, 26.360 FDC, FDR, FDC/M, FDR/M, FDLC, FDLRC, FNHLC 05.04 - 26.350, 26.360 FDS, FDS/M, FDLS, FDRS, FNHLS, FPHLS 05.04 - 26.390, 26.400 FDC, FDR, FDLRC, FDR/M, FDLC, FNHLC, FVHLC 05.04 - 26.390, 26.400 FDS, FDS/M, FDLS, FDLRS, FNHLS, FPHLS, FVHLS 05.04 - 26.430, 26.440 FDC, FDR, FDLC, FDLRC, FDLC/M, FNHLC, FVHLC 05.04 - 26.430, 26.440 FDS, FDS, FDRS, FDLRS, FNHLS, FPHLS, FVHLS 02.04 - 26.480 FDC, FDC/M, FDLC, FDLRC, FDR, FNHLC, FVHLC, FDLRC-WW 02.06 - 26.480 FDS, FDS, FDLRS, FNHLS, FPHLS, FVHLS 02.06 -		 Antriebsachse / Drive Shaft (19) Achslast [t] / Axle Load [t]:2x11,5 (18) Achslast [t] / Axle Load [t]:2x13 (18) Achsausführung / Axle Version:HYD/HY (17) Baumuster / Model:H30 (22)	
	26.310, 26.320 FDC, FDR, FDC/M, FDR/M, FDLC, FNHLC, FVHLC 05.04 - 26.350, 26.360 FDC, FDR, FDC/M, FDR/M, FDLC, FDLRC, FNHLC 05.04 - 26.350, 26.360 FDS, FDS/M, FDLS, FDRS, FNHLS, FPHLS 05.04 - 26.390, 26.400 FDC, FDR, FDLRC, FDR/M, FDLC, FNHLC, FVHLC 05.04 - 26.390, 26.400 FDS, FDS/M, FDLS, FDLRS, FNHLS, FPHLS, FVHLS 05.04 - 26.430, 26.440 FDC, FDR, FDLC, FDLRC, FDLC/M, FNHLC, FVHLC 05.04 - 26.430, 26.440 FDS, FDS, FDRS, FDLRS, FNHLS, FPHLS, FVHLS 02.04 - 26.480 FDC, FDC/M, FDLC, FDLRC, FDR, FNHLC, FVHLC, FDLRC-WW 02.06 - 26.480 FDS, FDS, FDLRS, FNHLS, FPHLS, FVHLS 02.06 -		 Antriebsachse / Drive Shaft (19) Baumuster / Model:H42 H35 (22)	
	26.310, 26.320 FDC, FDR, FDC/M, FDR/M, FDLC, FNHLC, FVHLC 05.04 - 26.350, 26.360 FDC, FDR, FDC/M, FDR/M, FDLC, FDLRC, FNHLC 05.04 - 26.350, 26.360 FDS, FDS/M, FDLS, FDRS, FNHLS, FPHLS 05.04 - 26.390, 26.400 FDC, FDR, FDLRC, FDR/M, FDLC, FNHLC, FVHLC 05.04 - 26.390, 26.400 FDS, FDS/M, FDLS, FDLRS, FNHLS, FPHLS, FVHLS 05.04 - 26.430, 26.440 FDC, FDR, FDLC, FDLRC, FDLC/M, FNHLC, FVHLC 05.04 - 26.430, 26.440 FDS, FDS, FDRS, FDLRS, FNHLS, FPHLS, FVHLS 02.04 - 26.480 FDC, FDC/M, FDLC, FDLRC, FDR, FNHLC, FVHLC, FDLRC-WW 02.06 - 26.480 FDS, FDS, FDLRS, FNHLS, FPHLS, FVHLS 02.06 -		 Schleppachse / trailing axle (67) für Fahrzeuge mit gelenkter Nachlaufachse / For vehicles with hinged trailing axle (95) Baumuster / Model:H35 (22)	










TGA 6x4 03.00 -

 10	Lenker, Radaufhängung / Track Control Arm Längslenker / Trailing Arm nicht verstellbar / Not adjustable Länge [mm] / Length [mm]:572 Lochabstand 1/Lochabstand 2 / Hole Pitch 1/ Hole Pitch 2:130/130 Bohrung-Ø 1 / Bohrung-Ø 2 [mm] / Bore Ø 1 / Bore Ø 2 [mm]:19/19 Rohr-Ø [mm] / Pipe Ø [mm]:48 Molekularlager / Molecular Bearing	(3) (54) (136) (53) (50) (24) (64) (57)	25209 02 © 23211 01	81.43220.6229 
	26.310, 26.320 FDK, FDLK 26.350, 26.360 FDK, FDLK, FDRK 26.390, 26.400 FDK, FDLK 26.430, 26.440 FDK, FDLK 26.480 FDK, FDLK	05.04 - 05.04 - 05.04 - 05.04 - 02.06 -	 Antriebsachse / Drive Shaft (19) Achslast [t] / Axle Load [t]:2x11,5 (18) Achslast [t] / Axle Load [t]:2x13 (18) Achsausführung / Axle Version:HYD/HY (17) Baumuster / Model:H30 (22)	
26.310, 26.320 FDS, FDS/M, FDLS, FDRS, FDRS/M, FNHLS, FDLRS	05.04 -	 Schleppachse / trailing axle (67) für Fahrzeuge mit starrer Nachlaufachse / For vehicles with rigid (97) trailing axle 01.2005-> Baumuster / Model:H35 (22)		
26.310, 26.320 FDS, FDS/M, FDLS, FDRS, FDRS/M, FNHLS, FDLRS	05.04 -	 Schleppachse / trailing axle (67) für Fahrzeuge mit gelenkter Nachlaufachse / For vehicles with hinged (95) trailing axle Baumuster / Model:H35 (22)		
26.310, 26.320 FDS, FDS/M, FDLS, FDRS, FDRS/M, FNHLS, FDLRS	05.04 -	 Antriebsachse / Drive Shaft (19) Baumuster / Model:H35 (22)		
26.310, 26.320 FDS, FDS/M, FDLS, FDRS, FDRS/M, FNHLS, FDLRS	05.04 -	 Antriebsachse / Drive Shaft (19) Achslast [t] / Axle Load [t]:2x11,5 (18) Achslast [t] / Axle Load [t]:2x13 (18) Achsausführung / Axle Version:HYD/HY (17) Baumuster / Model:H30 (22)		
26.310, 26.320 FVHL-KO 26.350, 26.360 FVHL-KO 26.390, 26.400 FVHL-KO 26.430, 26.440 FVLH-KO 26.480 FVHL-KO	06.05 - 06.05 - 06.05 - 06.05 - 02.06 -	 Vorlaufachse / Leading Axle (71) 01.2005-> Baumuster / Model:H42 (22)		
26.310, 26.320 FVHL-KO 26.350, 26.360 FVHL-KO 26.390, 26.400 FVHL-KO 26.430, 26.440 FVLH-KO 26.480 FVHL-KO	06.05 - 06.05 - 06.05 - 06.05 - 02.06 -	 Antriebsachse / Drive Shaft (19) Baumuster / Model:H42 (22)		










MAN

TGA 6x4 03.00 -

 8	Lenker, Radaufhängung / Track Control Arm Dreieckslenker / A-Frame Dreieckslenker (NKW) / A-Frame (CV) Länge [mm] / Length [mm]:627 Lochabstand 1/Lochabstand 2 / Hole Pitch 1/ Hole Pitch 2:130/130 Bohrung-Ø 1 / Bohrung-Ø 2 [mm] / Bore Ø 1 / Bore Ø 2 [mm]:23/23 Rohr-Ø [mm] / Pipe Ø [mm]:48	(3) (31) (32) (53) (50) (24) (64)	25210 01 81.43270.6096 © 30588 01 © 31139 01 
	26.310 FDC, FDLK, FDRK, FDLRC/M, FDLRC 26.310 FDK, FDLK, FDRK 26.360 FDK, FDLK, FDRK, FDLRK 26.410 FDK, FDRK, FDLK, FDLRK 26.460 FDK, FDLK, FDLRK 26.480 FDC, FDLK, FDRK, FDLRC/M, FDLRC-WW 26.480 FDK, FDLK, FDLRK 26.510 FDC, FDC/M, FDRK, FDLK, FDLRC/M, FDLRC 26.510 FDS, FDLK, FDLRC/M, FDRK, FDLRS 26.530 FDC, FDLK, FDLRC/M, FDLRC 26.530 FDK, FDLK, FDLRK 26.530 FDS, FDLK, FDLRC/M, FDLRS 33.360 FDC, FDC-WW, FDLRC/M, FDRK-WW, FDLRC 33.360 FDK, FDK-WW, FDLK, FDRK-WW 33.360 FDS, FDS-WW, FDLK, FDLRS, FDRS-WW 33.410 FDC, FDC-WW, FDLK, FDLRC, FDRK-WW 33.410 FDK, FDK-WW, FDLK, FDRK-WW 33.410 FDS, FDS-WW, FDLK, FDLRS, FDRS-WW 33.460 FDC, FDC-WW, FDLK, FDRK-WW 33.460 FDK, FDK-WW, FDLK, FDRK-WW 33.460 FDS, FDS, FDLK, FDRK-WW 33.480 FDC, FDC-WW, FDLK, FDRK-WW 33.480 FDK, FDK-WW, FDLK, FDRK-WW 33.480 FDS, FDS-WW, FDLK, FDLRS, FDRS-WW 33.510 FDC, FDC/M, FDLK 33.510 FDS, FDLK, FDLRS/M 33.530 FDLK 33.530 FDLK, FDLRS, FDLRS/M, FDLRS	01.01 - 09.02 - 09.02 - 09.01 - 01.01 - 09.02 - 09.02 - 01.01 - 01.01 - 09.02 - 01.01 - 01.01 - 09.02 - 10.00 - 01.01 - 10.00 - 10.00 - 09.02 - 09.02 - 09.02 - 09.02 - 09.02 - 09.02 - 09.02 - 09.02 - 09.02 - 09.02 - 07.03 - 07.03 -	 Antriebsachse / Drive Shaft (19) Achslast [t] / Axle Load [t]:2x11,5 (18) Achslast [t] / Axle Load [t]:2x13 (18) Achsausführung / Axle Version:HYD/HY (17) Baumuster / Model:H29 (22)
	26.360 FDC, FDLK, FDLRC/M, FDRK, FDLRC-WW 26.410 FDS, FDLK, FDLRS/M, FDLRS-WW, FDRS-WW 26.480 FDS, FDLK, FDLRS/M, FDLRS-WW, FDRS	01.01 - 06.01 - 09.02 -	 Antriebsachse / Drive Shaft (19) Achslast [t] / Axle Load [t]:2x11,5 (18) Achslast [t] / Axle Load [t]:2x13 (18) Achsausführung / Axle Version:HYD/HY (17) Baumuster / Model:H63 H14 (22)
	26.360 FDLK, FDLRS, FDLRS/M, FDLRS-WW, FDRS 26.410 FDC, FDLK, FDLRC/M, FDLRC-WW, FDRK-WW, FDLRC-WW 26.460 FDC, FDLK, FDLRC/M, FDLRC-WW, FDRK, FDLRC-WW 26.460 FDS, FDLK, FDLRS/M, FDLRS-WW, FDRS-WW, FDLRS-WW	09.03 - 01.01 - 01.01 - 06.01 -	 Antriebsachse / Drive Shaft (19) Achslast [t] / Axle Load [t]:2x11,5 (18) Achslast [t] / Axle Load [t]:2x13 (18) Achsausführung / Axle Version:HYD/HY (17) Baumuster / Model:H63 H29 (22)
	26.480 FD-TM, 12816 ccm	09.02 -	 Antriebsachse / Drive Shaft (19) Achslast [t] / Axle Load [t]:2x11,5 (18) Achslast [t] / Axle Load [t]:2x13 (18) Achsausführung / Axle Version:HYD/HY (17) Baumuster / Model:H63 (22)
	26.310, 26.320 FDC, FDRK, FDC/M, FDRK/M, FDLK, FNHLC, FVHLC 26.350, 26.360 FDC, FDRK, FDC/M, FDRK/M, FDLK, FDLRC, FNHLC 26.350, 26.360 FDS, FDS/M, FDLK, FDRS, FNHLS, FPHLS 26.390, 26.400 FDC, FDRK, FDLRC, FDRK/M, FDLK, FNHLC, FVHLC 26.390, 26.400 FDS, FDS/M, FDLK, FDLRS, FNHLS, FPHLS, FVHLS 26.430, 26.440 FDC, FDRK, FDLK, FDLRC, FDLK/M, FNHLC, FVHLC 26.430, 26.440 FDS, FDLK, FDRS, FDLRS, FNHLS, FPHLS, FVHLS 26.480 FDC, FDC/M, FDLK, FDLRC, FDRK, FNHLC, FVHLC, FDLRC-WW 26.480 FDS, FDLK, FDLRS, FNHLS, FPHLS, FVHLS	05.04 - 05.04 - 05.04 - 05.04 - 05.04 - 05.04 - 02.04 - 02.06 - 02.06 -	 Antriebsachse / Drive Shaft (19) Vorlaufachse / Leading Axle (71) Baumuster / Model:H35 H42 (22)







TGA 6x4 03.00 -

 8	Lenker, Radaufhängung / Track Control Arm Dreieckslenker / A-Frame Dreieckslenker (NKW) / A-Frame (CV) Länge [mm] / Length [mm]:627 Lochabstand 1/Lochabstand 2 / Hole Pitch 1/ Hole Pitch 2:130/130 Bohrung-Ø 1 / Bohrung-Ø 2 [mm] / Bore Ø 1 / Bore Ø 2 [mm]:23/23 Rohr-Ø [mm] / Pipe Ø [mm]:48	(3) (31) (32) (53) (50) (24) (64)	25210 01 81.43270.6096 © 30588 01 © 31139 01 
26.310, 26.320 FDC, FDRC, FDC/M, FDRC/M, FDLC, FNHLC, FVHLC 26.350, 26.360 FDC, FDRC, FDC/M, FDRC/M, FDLC, FDLRC, FNHLC 26.350, 26.360 FDS, FDS/M, FDLS, FDRS, FNHLS, FPHLS 26.390, 26.400 FDC, FDRC, FDLRC, FDRC/M, FDLC, FNHLC, FVHLC 26.390, 26.400 FDS, FDS/M, FDLS, FDLRS, FNHLS, FPHLS, FVHLS 26.430, 26.440 FDC, FDRC, FDLC, FDLRC, FDLC/M, FNHLC, FVHLC 26.430, 26.440 FDS, FDLS, FDRS, FDLRS, FNHLS, FPHLS, FVHLS 26.480 FDC, FDC/M, FDLC, FDLRC, FDRC, FNHLC, FVHLC, FDLRC-WW 26.480 FDS, FDLS, FDLRS, FNHLS, FPHLS, FVHLS	05.04 - 05.04 - 05.04 - 05.04 - 05.04 - 05.04 - 02.04 - 02.06 - 02.06 -	 Antriebsachse / Drive Shaft (19) Achslast [t] / Axle Load [t]:2x11,5 (18) Achslast [t] / Axle Load [t]:2x13 (18) Achsausführung / Axle Version:HYD/HY (17) Baumuster / Model:H30 (22)	
26.310, 26.320 FDK, FDLK 26.350, 26.360 FDK, FDLK, FDRK 26.390, 26.400 FDK, FDLK 26.430, 26.440 FDK, FDLK 26.480 FDK, FDLK	05.04 - 05.04 - 05.04 - 05.04 - 02.06 -	 Antriebsachse / Drive Shaft (19) Achslast [t] / Axle Load [t]:2x11,5 (18) Achslast [t] / Axle Load [t]:2x13 (18) Achsausführung / Axle Version:HYD/HY (17) Baumuster / Model:H30 (22)	
26.310, 26.320 FDS, FDS/M, FDLS, FDRS, FDRS/M, FNHLS, FDLRS	05.04 -	 Antriebsachse / Drive Shaft (19) Vorlaufachse / Leading Axle (71) Baumuster / Model:H35 (22)	
26.310, 26.320 FDS, FDS/M, FDLS, FDRS, FDRS/M, FNHLS, FDLRS	05.04 -	 Antriebsachse / Drive Shaft (19) Achslast [t] / Axle Load [t]:2x11,5 (18) Achslast [t] / Axle Load [t]:2x13 (18) Achsausführung / Axle Version:HYD/HY (17) Baumuster / Model:H30 (22)	
26.310, 26.320 FVHL-KO 26.350, 26.360 FVHL-KO 26.390, 26.400 FVHL-KO 26.430, 26.440 FVLH-KO 26.480 FVHL-KO	06.05 - 06.05 - 06.05 - 06.05 - 02.06 -	 Antriebsachse / Drive Shaft (19) Vorlaufachse / Leading Axle (71) Baumuster / Model:H42 (22)	








MAN

TGA 6x4 03.00 -

 8	Lenker, Radaufhängung / Track Control Arm Dreieckslenker (NKW) / A-Frame (CV) Länge [mm] / Length [mm]:627 Lochabstand 1/Lochabstand 2 / Hole Pitch 1/ Hole Pitch 2:130/130 Bohrung-Ø 1 / Bohrung-Ø 2 [mm] / Bore Ø 1 / Bore Ø 2 [mm]:23/23 Lochabstand 1/Lochabstand 2 / Hole Pitch 1/ Hole Pitch 2:152 Bohrung-Ø [mm] / Bore Ø [mm]:25 Rohr-Ø [mm] / Pipe Ø [mm]:48 Molekularlager / Molecular Bearing	(3) (32) (53) (50) (24) (50) (26) (64) (57)	25211 01 81.43270.6097 
	26.310, 26.320 FDC, FDRC, FDC/M, FDRC/M, FDLC, FNHLC, FVHLC 05.04 - 26.310, 26.320 FDS, FDS/M, FDLS, FDRS, FDRS/M, FNHLS, FDLRS 05.04 - 26.350, 26.360 FDC, FDRC, FDC/M, FDRC/M, FDLC, FDLRC, FNHLC 05.04 - 26.350, 26.360 FDS, FDS/M, FDLS, FDRS, FNHLS, FPHLS 05.04 - 26.390, 26.400 FDC, FDRC, FDLRC, FDRC/M, FDLC, FNHLC, FVHLC 05.04 - 26.390, 26.400 FDS, FDS/M, FDLS, FDLRS, FNHLS, FPHLS, FVHLS 05.04 - 26.430, 26.440 FDC, FDRC, FDLC, FDLRC, FDLC/M, FNHLC, FVHLC 05.04 - 26.430, 26.440 FDS, FDLS, FDRS, FDLRS, FNHLS, FPHLS, FVHLS 02.04 - 26.480 FDC, FDC/M, FDLC, FDLRC, FDRC, FNHLC, FVHLC, FDLRC-WW 02.06 - 26.480 FDS, FDLS, FDLRS, FNHLS, FPHLS, FVHLS 02.06 -		 Nachlaufachse / Trailing Axle (59) Baumuster / Model:H35 (22)
	28.410 FANLK 07.06 - 28.360 FANLC 07.06 - 28.360 FANLK 07.06 - 28.480 FANLK 07.06 - 28.530 FANLC 07.06 - 28.410 FANLC 07.06 - 28.530 FANLK 07.06 -		 Nachlaufachse / Trailing Axle (59) für Fahrzeuge mit gelenkter Nachlaufachse / For vehicles with hinged trailing axle (95) Baumuster / Model:H81 (22)








TGA 6x4 03.00 -

<p> 8</p>	<p>Lenker, Radaufhängung / Track Control Arm Dreieckslenker (NKW) / A-Frame (CV) Dreieckslenker / A-Frame Länge [mm] / Length [mm]:627 Rohr-Ø [mm] / Pipe Ø [mm]:48 Bohrung-Ø 1 / Bohrung-Ø 2 [mm] / Bore Ø 1 / Bore Ø 2 [mm]:25/25/25 Lochabstand 1/Lochabstand 2 / Hole Pitch 1/ Hole Pitch 2:130/130/152 Molekularlager / Molecular Bearing</p>	<p>(3) (32) (31) (53) (64) (24) (50) (57)</p> <p>26053 01 81.43270.6087 © 25157 01</p> 
	<p>26.310 FDC, FDLC, FDRC, FDLC/M, FDLRC 26.310 FDK, FDLK, FDRK 26.310 FDS, FDLS, FDLS/M, FDLRS 26.360 FDC, FDLC, FDLC/M, FDRC, FDLRC-WW 26.360 FDK, FDLK, FDRK, FDLRK 26.410 FDC, FDLC, FDLC/M, FDLC-WW; FDRC-WW, FDLRC-WW 26.410 FDK, FDRK, FDLK, FDLRK 26.410 FDS, FDLS, FDLS/M, FDLS-WW, FDRS-WW, FDLRS-WW 26.460 FDC, FDLC, FDLC/M, FDLC-WW, FDRC, FDLRC-WW 26.460 FDK, FDLK, FDLRK 26.460 FDS, FDLS, FDLS/M, FDLS-WW, FDRS-WW, FDLRS-WW 26.480 FDC, FDLC, FDRC, FDLC/M, FDLRC-WW 26.480 FDK, FDLK, FDLRK 26.480 FDS, FDLS, FDLS/M, FDLRS-WW, FDRS 26.510 FDC, FDC/M, FDRC, FDLC, FDLC/M, FDLRC 26.510 FDS, FDLS, FDLS/M, FDRS, FDLRS 26.530 FDC, FDLC, FDC/M, FDLRC 26.530 FDK, FDLK, FDLRK 26.530 FDS, FDLS, FDLS/M, FDLRS 33.510 FDC, FDC/M, FDLC 33.510 FDS, FDLS/M, FDLRS/M</p>	<p> Antriebsachse / Drive Shaft (19) Achsausführung / Axle Version:HP-1352 (17) Achsausführung / Axle Version:HPD-1382 (17) Achsausführung / Axle Version:HP-1333 (17) Achsausführung / Axle Version:HPD-1353 (17) Achsausführung / Axle Version:HYP/HY (17) Baumuster / Model:H25 H29 (22) mit Stabilisator an der Hinterachse / with stabilizer on the rear axle (120) Ausrichtung des Zentralgelenkes beachten! / Observe alignment of central link (20)</p>
	<p>26.310 FD-TM, FDR-TM 26.360 FD-TM, FDR-TM 26.410 FD-TM, FDR-TM 26.460 FD-TM, FDR-TM 26.480 FD-TM, 12816 ccm 33.410 FD-TM, FDR-TM 33.460 FD-TM 33.480 FD-TM 33.530 FDC, FDC/M</p>	<p> Antriebsachse / Drive Shaft (19) Achsausführung / Axle Version:HP-1333 (17) Achsausführung / Axle Version:HP-1352 (17) Achsausführung / Axle Version:HPD-1353 (17) Achsausführung / Axle Version:HPD-1382 (17) Achsausführung / Axle Version:HYP/HY (17) Baumuster / Model:H25 (22) mit Stabilisator an der Hinterachse / with stabilizer on the rear axle (120) Ausrichtung des Zentralgelenkes beachten! / Observe alignment of central link (20)</p>
	<p>33.360 FDC, FDC-WW, FDLC/M, FDRC-WW, FDLRC 33.360 FDK, FDK-WW, FDLK, FDRK-WW 33.360 FDS, FDS-WW, FDLS, FDLRS, FDRS-WW 33.360 FD-TM, FDR-TM 33.410 FDC, FDC-WW, FDLC, FDLRC, FDRC-WW 33.410 FDK, FDK-WW, FDLK, FDRK-WW 33.410 FDS, FDS-WW, FDLS, FDLS/M, FDLRS, FDRS-WW 33.460 FDC, FDC-WW, FDLC, FDRC-WW 33.460 FDK, FDK-WW, FDLK, FDRK-WW 33.460 FDS, FDLS, FDLS/M; FDRS-WW 33.480 FDC, FDC-WW, FDLC, FDRC-WW 33.480 FDK, FDK-WW, FDLK, FDRK-WW 33.480 FDS, FDS-WW, FDLS, FDLS/M, FDRS-WW</p>	<p> Antriebsachse / Drive Shaft (19) Achsausführung / Axle Version:HP-1352 (17) Achsausführung / Axle Version:HPD-1382 (17) Achsausführung / Axle Version:HP-1333 (17) Achsausführung / Axle Version:HPD-1353 (17) Achsausführung / Axle Version:HYP/HY (17) Baumuster / Model:H25 H29 H28 (22) mit Stabilisator an der Hinterachse / with stabilizer on the rear axle (120) Ausrichtung des Zentralgelenkes beachten! / Observe alignment of central link (20)</p>








MAN

TGA 6x4 03.00 -

<p> 8</p>	<p>Lenker, Radaufhängung / Track Control Arm Dreieckslenker (NKW) / A-Frame (CV) Dreieckslenker / A-Frame Länge [mm] / Length [mm]:627 Rohr-Ø [mm] / Pipe Ø [mm]:48 Bohrung-Ø 1 / Bohrung-Ø 2 [mm] / Bore Ø 1 / Bore Ø 2 [mm]:25/25/25 Lochabstand 1/Lochabstand 2 / Hole Pitch 1/ Hole Pitch 2:130/130/152 Molekularlager / Molecular Bearing</p>	<p>(3) (32) (31) (53) (64) (24) (50) (57)</p> <p>26053 01 81.43270.6087 © 25157 01</p> 
	<p>26.310, 26.320 FDC, FDR, FDC/M, FDR/M, FDL, FNL, FVHLC 05.04 - 26.310, 26.320 FDK, FDLK 05.04 - 26.310, 26.320 FDS, FDS/M, FDL, FDR, FDR/M, FNL, FDLR 05.04 - 26.350, 26.360 FDC, FDR, FDC/M, FDR/M, FDL, FDLR, FNL 05.04 - 26.350, 26.360 FDS, FDS/M, FDL, FDR, FNL, FPHL 05.04 - 26.390, 26.400 FDC, FDR, FDLR, FDR/M, FDL, FNL, FVHLC 05.04 - 26.390, 26.400 FDK, FDLK 05.04 - 26.390, 26.400 FDS, FDS/M, FDL, FDLR, FNL, FPHL, FVHLC 05.04 - 26.430, 26.440 FDC, FDR, FDL, FDLR, FDLR/M, FNL, FVHLC 05.04 - 26.430, 26.440 FDK, FDLK 05.04 - 26.430, 26.440 FDS, FDL, FDR, FDLR, FNL, FPHL, FVHLC 02.04 - 26.480 FDC, FDC/M, FDL, FDLR, FDR, FNL, FVHLC, FDLR-WW 02.06 - 26.480 FDK, FDLK 02.06 - 26.480 FDS, FDL, FDLR, FNL, FPHL, FVHLC 02.06 -</p>	<p> Antriebsachse / Drive Shaft (19) Achsausführung / Axle Version:HD9/H9-13120 (17) Baumuster / Model:H30 (22) mit Stabilisator an der Hinterachse / with stabilizer on the rear axle (120) Ausrichtung des Zentralgelenkes beachten! / Observe alignment of central link (20)</p>
	<p>26.310, 26.320 FDC, FDR, FDC/M, FDR/M, FDL, FNL, FVHLC 05.04 - 26.310, 26.320 FDK, FDLK 05.04 - 26.310, 26.320 FDS, FDS/M, FDL, FDR, FDR/M, FNL, FDLR 05.04 - 26.350, 26.360 FDC, FDR, FDC/M, FDR/M, FDL, FDLR, FNL 05.04 - 26.350, 26.360 FDS, FDS/M, FDL, FDR, FNL, FPHL 05.04 - 26.390, 26.400 FDC, FDR, FDLR, FDR/M, FDL, FNL, FVHLC 05.04 - 26.390, 26.400 FDK, FDLK 05.04 - 26.390, 26.400 FDS, FDS/M, FDL, FDLR, FNL, FPHL, FVHLC 05.04 - 26.430, 26.440 FDC, FDR, FDL, FDLR, FDLR/M, FNL, FVHLC 05.04 - 26.430, 26.440 FDK, FDLK 05.04 - 26.430, 26.440 FDS, FDL, FDR, FDLR, FNL, FPHL, FVHLC 02.04 - 26.480 FDC, FDC/M, FDL, FDLR, FDR, FNL, FVHLC, FDLR-WW 02.06 - 26.480 FDK, FDLK 02.06 - 26.480 FDS, FDL, FDLR, FNL, FPHL, FVHLC 02.06 -</p>	<p> Antriebsachse / Drive Shaft (19) Achsausführung / Axle Version:HP-1333 (17) Achsausführung / Axle Version:HP-1352 (17) Achsausführung / Axle Version:HPD-1353 (17) Achsausführung / Axle Version:HPD-1382 (17) Achsausführung / Axle Version:HYP/HY (17) Baumuster / Model:H26 (22) mit Stabilisator an der Hinterachse / with stabilizer on the rear axle (120) Ausrichtung des Zentralgelenkes beachten! / Observe alignment of central link (20)</p>
	<p>26.310, 26.320 FDC, FDR, FDC/M, FDR/M, FDL, FNL, FVHLC 05.04 - 26.310, 26.320 FDK, FDLK 05.04 - 26.310, 26.320 FDS, FDS/M, FDL, FDR, FDR/M, FNL, FDLR 05.04 - 26.350, 26.360 FDC, FDR, FDC/M, FDR/M, FDL, FDLR, FNL 05.04 - 26.350, 26.360 FDS, FDS/M, FDL, FDR, FNL, FPHL 05.04 - 26.390, 26.400 FDC, FDR, FDLR, FDR/M, FDL, FNL, FVHLC 05.04 - 26.390, 26.400 FDK, FDLK 05.04 - 26.390, 26.400 FDS, FDS/M, FDL, FDLR, FNL, FPHL, FVHLC 05.04 - 26.430, 26.440 FDC, FDR, FDL, FDLR, FDLR/M, FNL, FVHLC 05.04 - 26.430, 26.440 FDK, FDLK 05.04 - 26.430, 26.440 FDS, FDL, FDR, FDLR, FNL, FPHL, FVHLC 02.04 - 26.480 FDC, FDC/M, FDL, FDLR, FDR, FNL, FVHLC, FDLR-WW 02.06 - 26.480 FDK, FDLK 02.06 - 26.480 FDS, FDL, FDLR, FNL, FPHL, FVHLC 02.06 -</p>	<p> Antriebsachse / Drive Shaft (19) Achsausführung / Axle Version:HD9/H9 (17) Achslast [t] / Axle Load [t]:2x13 (18) Achslast [t] / Axle Load [t]:2x11,5 (18) Baumuster / Model:H30 (22) Ausrichtung des Zentralgelenkes beachten! / Observe alignment of central link (20)</p>





TGA 6x4 03.00 -

<p> 8</p>	<p>Lenker, Radaufhängung / Track Control Arm Dreieckslenker (NKW) / A-Frame (CV) Dreieckslenker / A-Frame Länge [mm] / Length [mm]:627 Rohr-Ø [mm] / Pipe Ø [mm]:48 Bohrung-Ø 1 / Bohrung-Ø 2 [mm] / Bore Ø 1 / Bore Ø 2 [mm]:25/25/25 Lochabstand 1/Lochabstand 2 / Hole Pitch 1/ Hole Pitch 2:130/130/152 Molekularlager / Molecular Bearing</p>	<p>(3) (32) (31) (53) (64) (24) (50) (57)</p> <p>26053 01 81.43270.6087 ® 25157 01</p> 
<p>26.350, 26.360 FDK, FDLK, FDRK 05.04 -</p>	<p> Antriebsachse / Drive Shaft (19) Achsausführung / Axle Version:HD9/H9-13120 (17) Baumuster / Model:H30 (22) mit Stabilisator an der Hinterachse / with stabilizer on the rear axle (120) Ausrichtung des Zentralgelenkes beachten! / Observe alignment of central link (20)</p>	
<p>26.350, 26.360 FDK, FDLK, FDRK 05.04 -</p>	<p> Antriebsachse / Drive Shaft (19) Achsausführung / Axle Version:HD9/H9- (17) Achslast [t] / Axle Load [t]:2x13 (18) Achslast [t] / Axle Load [t]:2x11,5 (18) Baumuster / Model:H30 (22) Ausrichtung des Zentralgelenkes beachten! / Observe alignment of central link (20)</p>	
<p>26.350, 26.360 FDK, FDLK, FDRK 05.04 -</p>	<p> Antriebsachse / Drive Shaft (19) Achsausführung / Axle Version:HP-1333 (17) Achsausführung / Axle Version:HP-1352 (17) Achsausführung / Axle Version:HPD-1353 (17) Achsausführung / Axle Version:HPD-1382 (17) Achsausführung / Axle Version:HYP/HY (17) Baumuster / Model:H26 (22) mit Stabilisator an der Hinterachse / with stabilizer on the rear axle (120) Ausrichtung des Zentralgelenkes beachten! / Observe alignment of central link (20)</p>	
<p>40.410 FDS-WW 04.04 - 40.410 FDK-WW 04.04 - 40.460 FDK-WW 04.04 - 40.460 FDS-WW 04.04 - 40.480 FDK-WW 04.04 - 40.480 FDS-WW 04.04 -</p>	<p> Antriebsachse / Drive Shaft (19) Achsausführung / Axle Version:HD9/H9-16120 (17) Achsausführung / Axle Version:HP-1352 (17) Achsausführung / Axle Version:HPD-1382 (17) Baumuster / Model:H33 (22) mit Stabilisator an der Hinterachse / with stabilizer on the rear axle (120) Ausrichtung des Zentralgelenkes beachten! / Observe alignment of central link (20)</p>	
<p>26.310, 26.320 FD-TM 06.05 - 26.350, 26.360 FD-TM 02.04 - 26.390, 26.400 FD-TM 05.04 - 26.430, 26.440 FD-TM 05.04 - 26.480 FD-TM, 12412 com 02.06 - 33.350, 33.360 FDC, FDC/M, FDLC, FDRK 05.04 - 33.350, 33.360 FDK, FDLK, FDRK 05.04 - 33.350, 33.360 FDS, FDLS, FDS/M, FDRS 05.04 - 33.390, 33.400 FDC, FDLC, FDRK, FDC/M 05.04 - 33.390, 33.400 FDK, FDLK, FDRK 05.04 - 33.390, 33.400 FDS, FDLS, FDLRS, FDRS, FDS/M 05.04 - 33.430, 33.440 FDC, FDLC, FDRK, FDLRC, FDC/M 05.04 - 33.430, 33.440 FDK, FDLK, FDRK 05.04 - 33.430, 33.440 FDS, FDLS, FDRS, FDLRS, FDS/M 05.04 - 33.480 FDC, FDRK, FDC/M 02.06 - 33.480 FDK, FDRK 02.06 - 33.480 FDS, FDRS, FDLS, FDS/M 02.06 -</p>	<p> Antriebsachse / Drive Shaft (19) Achsausführung / Axle Version:HP-1333 (17) Achsausführung / Axle Version:HP-1352 (17) Achsausführung / Axle Version:HPD-1353 (17) Achsausführung / Axle Version:HPD-1382 (17) Achsausführung / Axle Version:HYP/HY (17) Baumuster / Model:H26 (22) mit Stabilisator an der Hinterachse / with stabilizer on the rear axle (120) Ausrichtung des Zentralgelenkes beachten! / Observe alignment of central link (20)</p>	







MAN

TGA 6x4 03.00 -

	<p>Lenker, Radaufhängung / Track Control Arm Vierpunktlenker (NKW) / Four-Point Steering Arm (CV) nicht verstellbar / Not adjustable Länge [mm] / Length [mm]:572 Bohrung-Ø [mm] / Bore Ø [mm]:25 Lochabstand 1/Lochabstand 2 / Hole Pitch 1/ Hole Pitch 2:130 Molekularlager / Molecular Bearing</p>	<p>(3) (70) (136) (53) (26) (50) (57)</p>	<p>27601 01 81.43220.6327 ® 30751 01</p> 
	<p>26.310, 26.320 FDC, FDRC, FDC/M, FDRC/M, FDLC, FNHLC, FVHLC 05.04 - 26.310, 26.320 FDS, FDS/M, FDLS, FDRS, FDRS/M, FNHLS, FDLRS 05.04 - 26.350, 26.360 FDC, FDRC, FDC/M, FDRC/M, FDLC, FDLRC, FNHLC 05.04 - 26.350, 26.360 FDS, FDS/M, FDLS, FDRS, FNHLS, FPHLS 05.04 - 26.390, 26.400 FDC, FDRC, FDLRC, FDRC/M, FDLC, FNHLC, FVHLC 05.04 - 26.390, 26.400 FDS, FDS/M, FDLS, FDLRS, FNHLS, FPHLS, FVHLS 05.04 - 26.430, 26.440 FDC, FDRC, FDLC, FDLRC, FDLC/M, FNHLC, FVHLC 05.04 - 26.430, 26.440 FDS, FDLRS, FDLRS, FNHLS, FPHLS, FVHLS 02.04 - 26.480 FDC, FDC/M, FDLC, FDLRC, FDRC, FNHLC, FVHLC, FDLRC-WW 02.06 - 26.480 FDS, FDLS, FDLRS, FNHLS, FPHLS, FVHLS 02.06 -</p>		<p> Antriebsachse / Drive Shaft (19) Baumuster / Model:H35 (22) Hochlastpaket / High-load package (38)</p>






TGA 6x4 03.00 -

<p> 8</p>	<p>Lenker, Radaufhängung / Track Control Arm Dreieckslenker (NKW) / A-Frame (CV) Länge [mm] / Length [mm]:627 Lochabstand 1/Lochabstand 2 / Hole Pitch 1/ Hole Pitch 2:152/130/130 Bohrung-Ø 1 / Bohrung-Ø 2 [mm] / Bore Ø 1 / Bore Ø 2 [mm]:25/25/25 Rohr-Ø [mm] / Pipe Ø [mm]:48 Molekularlager / Molecular Bearing</p>	<p>(3) (32) (53) (50) (24) (64) (57)</p>	<p>27709 01 81.43270.6137 © 25157 01</p> 
	<p>26.310 FDC, FDLC, FDRC, FDLC/M, FDLRC 01.01 - 26.310 FDK, FDLK, FDRK 09.02 - 26.310 FDS, FDLS, FDLS/M, FDLRS 01.01 - 26.360 FDC, FDLC, FDLC/M, FDRC, FDLRC-WW 01.01 - 26.360 FDK, FDLK, FDRK, FDLRK 09.02 - 26.410 FDC, FDLC, FDLC/M, FDLC-WW; FDRC-WW, FDLRC-WW 01.01 - 26.410 FDK, FDRK, FDLK, FDLRK 09.01 - 26.410 FDS, FDLS, FDLS/M, FDLS-WW, FDRS-WW, FDLRS-WW 06.01 - 26.460 FDC, FDLC, FDLC/M, FDLC-WW, FDRC, FDLRC-WW 01.01 - 26.460 FDK, FDLK, FDLRK 01.01 - 26.460 FDS, FDLS, FDLS/M, FDLS-WW, FDRS-WW, FDLRS-WW 06.01 - 26.480 FDC, FDLC, FDRC, FDLC/M, FDLRC-WW 09.02 - 26.480 FDK, FDLK, FDLRK 09.02 - 26.480 FDS, FDLS, FDLS/M, FDLRS-WW, FDRS 09.02 - 26.510 FDC, FDC/M, FDRC, FDLC, FDLC/M, FDLRC 01.01 - 26.510 FDS, FDLS, FDLS/M, FDRS, FDLRS 01.01 - 26.530 FDC, FDLC, FDC/M, FDLRC 01.01 - 26.530 FDK, FDLK, FDLRK 09.02 - 26.530 FDS, FDLS, FDLS/M, FDLRS 01.01 - 33.510 FDC, FDC/M, FDLC 09.02 - 33.510 FDS, FDLS/M, FDLRS/M 09.02 -</p>		<p> Antriebsachse / Drive Shaft (19) Achsausführung / Axle Version:HD9-13120 (17) Achsausführung / Axle Version:H9-13120 (17) Achsausführung / Axle Version:HP-1352 (17) Achsausführung / Axle Version:HPD-1382 (17) Achsausführung / Axle Version:HP-1333 (17) Achsausführung / Axle Version:HPD-1353 (17) Baumuster / Model:H25 (22) Ausrichtung des Zentralgelenkes beachten! / Observe alignment of central link (20)</p>
	<p>26.310 FDC, FDLC, FDRC, FDLC/M, FDLRC 01.01 - 26.310 FDK, FDLK, FDRK 09.02 - 26.310 FDS, FDLS, FDLS/M, FDLRS 01.01 - 26.360 FDC, FDLC, FDLC/M, FDRC, FDLRC-WW 01.01 - 26.360 FDK, FDLK, FDRK, FDLRK 09.02 - 26.410 FDC, FDLC, FDLC/M, FDLC-WW; FDRC-WW, FDLRC-WW 01.01 - 26.410 FDK, FDRK, FDLK, FDLRK 09.01 - 26.410 FDS, FDLS, FDLS/M, FDLS-WW, FDRS-WW, FDLRS-WW 06.01 - 26.460 FDC, FDLC, FDLC/M, FDLC-WW, FDRC, FDLRC-WW 01.01 - 26.460 FDK, FDLK, FDLRK 01.01 - 26.460 FDS, FDLS, FDLS/M, FDLS-WW, FDRS-WW, FDLRS-WW 06.01 - 26.480 FDC, FDLC, FDRC, FDLC/M, FDLRC-WW 09.02 - 26.480 FDK, FDLK, FDLRK 09.02 - 26.480 FDS, FDLS, FDLS/M, FDLRS-WW, FDRS 09.02 - 26.510 FDC, FDC/M, FDRC, FDLC, FDLC/M, FDLRC 01.01 - 26.510 FDS, FDLS, FDLS/M, FDRS, FDLRS 01.01 - 26.530 FDC, FDLC, FDC/M, FDLRC 01.01 - 26.530 FDK, FDLK, FDLRK 09.02 - 26.530 FDS, FDLS, FDLS/M, FDLRS 01.01 - 33.510 FDC, FDC/M, FDLC 09.02 - 33.510 FDS, FDLS/M, FDLRS/M 09.02 -</p>		<p>Antriebsachse / Drive Shaft (19) Achsausführung / Axle Version:HD9-13120 (17) Achsausführung / Axle Version:H9-13120 (17) Baumuster / Model:H29 (22) mit Parabelfeder / with parabolic spring (117) Ausrichtung des Zentralgelenkes beachten! / Observe alignment of central link (20)</p>
	<p>26.310 FD-TM, FDR-TM 10.00 - 26.360 FD-TM, FDR-TM 01.01 - 26.410 FD-TM, FDR-TM 01.01 - 26.460 FD-TM, FDR-TM 01.01 - 26.480 FD-TM, 12816 ccm 09.02 - 33.360 FD-TM, FDR-TM 01.01 - 33.410 FD-TM, FDR-TM 10.00 - 33.460 FD-TM 09.02 - 33.480 FD-TM 09.02 - 33.530 FDC, FDC/M 09.02 -</p>		<p> Antriebsachse / Drive Shaft (19) Achsausführung / Axle Version:HD9-13120 (17) Achsausführung / Axle Version:H9-13120 (17) Achsausführung / Axle Version:HP-1352 (17) Achsausführung / Axle Version:HPD-1382 (17) Achsausführung / Axle Version:HP-1333 (17) Achsausführung / Axle Version:HPD-1353 (17) Baumuster / Model:H25 (22) Ausrichtung des Zentralgelenkes beachten! / Observe alignment of central link (20)</p>






MAN

TGA 6x4 03.00 -

8	Lenker, Radaufhängung / Track Control Arm Dreieckslenker (NKW) / A-Frame (CV) Länge [mm] / Length [mm]:627 Lochabstand 1/Lochabstand 2 / Hole Pitch 1/ Hole Pitch 2:152/130/130 Bohrung-Ø 1 / Bohrung-Ø 2 [mm] / Bore Ø 1 / Bore Ø 2 [mm]:25/25/25 Rohr-Ø [mm] / Pipe Ø [mm]:48 Molekularlager / Molecular Bearing	(3) (32) (53) (50) (24) (64) (57)	27709 01 81.43270.6137 © 25157 01 
	33.360 FDC, FDC-WW, FDLC/M, FDRC-WW, FDLRC 10.00 - 33.360 FDK, FDK-WW, FDLK, FDRK-WW 01.01 - 33.360 FDS, FDS-WW, FDLS, FDLRS, FDRS-WW 10.00 - 33.410 FDC, FDC-WW, FDLC, FDLRC, FDRC-WW 10.00 - 33.410 FDK, FDK-WW, FDLK, FDRK-WW 10.00 - 33.410 FDS, FDS-WW, FDLS, FDLS/M, FDLRS, FDRS-WW 10.00 - 33.460 FDC, FDC-WW, FDLC, FDRC-WW 09.02 - 33.460 FDK, FDK-WW, FDLK, FDRK-WW 09.02 - 33.460 FDS, FDLS, FDLS/M; FDRS-WW 09.02 - 33.480 FDC, FDC-WW, FDLC, FDRC-WW 09.02 - 33.480 FDK, FDK-WW, FDLK, FDRK-WW 09.02 - 33.480 FDS, FDS-WW, FDLS, FDLS/M, FDRS-WW 09.02 -		 Antriebsachse / Drive Shaft (19) Achsausführung / Axle Version:HD9-13120 (17) Achsausführung / Axle Version:H9-13120 (17) Baumuster / Model:H28 (22) Ausrichtung des Zentralgelenkes beachten! / Observe alignment of central link (20)
	33.360 FDC, FDC-WW, FDLC/M, FDRC-WW, FDLRC 10.00 - 33.360 FDK, FDK-WW, FDLK, FDRK-WW 01.01 - 33.360 FDS, FDS-WW, FDLS, FDLRS, FDRS-WW 10.00 - 33.410 FDC, FDC-WW, FDLC, FDLRC, FDRC-WW 10.00 - 33.410 FDK, FDK-WW, FDLK, FDRK-WW 10.00 - 33.410 FDS, FDS-WW, FDLS, FDLS/M, FDLRS, FDRS-WW 10.00 - 33.460 FDC, FDC-WW, FDLC, FDRC-WW 09.02 - 33.460 FDK, FDK-WW, FDLK, FDRK-WW 09.02 - 33.460 FDS, FDLS, FDLS/M; FDRS-WW 09.02 - 33.480 FDC, FDC-WW, FDLC, FDRC-WW 09.02 - 33.480 FDK, FDK-WW, FDLK, FDRK-WW 09.02 - 33.480 FDS, FDS-WW, FDLS, FDLS/M, FDRS-WW 09.02 -		 Antriebsachse / Drive Shaft (19) Achsausführung / Axle Version:HD9-13120 (17) Achsausführung / Axle Version:H9-13120 (17) Achsausführung / Axle Version:HP-1352 (17) Achsausführung / Axle Version:HPD-1382 (17) Achsausführung / Axle Version:HP-1333 (17) Achsausführung / Axle Version:HPD-1353 (17) Baumuster / Model:H25 (22) Ausrichtung des Zentralgelenkes beachten! / Observe alignment of central link (20)
	33.360 FDC, FDC-WW, FDLC/M, FDRC-WW, FDLRC 10.00 - 33.360 FDK, FDK-WW, FDLK, FDRK-WW 01.01 - 33.360 FDS, FDS-WW, FDLS, FDLRS, FDRS-WW 10.00 - 33.410 FDC, FDC-WW, FDLC, FDLRC, FDRC-WW 10.00 - 33.410 FDK, FDK-WW, FDLK, FDRK-WW 10.00 - 33.410 FDS, FDS-WW, FDLS, FDLS/M, FDLRS, FDRS-WW 10.00 - 33.460 FDC, FDC-WW, FDLC, FDRC-WW 09.02 - 33.460 FDK, FDK-WW, FDLK, FDRK-WW 09.02 - 33.460 FDS, FDLS, FDLS/M; FDRS-WW 09.02 - 33.480 FDC, FDC-WW, FDLC, FDRC-WW 09.02 - 33.480 FDK, FDK-WW, FDLK, FDRK-WW 09.02 - 33.480 FDS, FDS-WW, FDLS, FDLS/M, FDRS-WW 09.02 -		Antriebsachse / Drive Shaft (19) Achsausführung / Axle Version:HD9-13120 (17) Achsausführung / Axle Version:H9-13120 (17) Baumuster / Model:H29 (22) mit Parabelfeder / with parabolic spring (117) Ausrichtung des Zentralgelenkes beachten! / Observe alignment of central link (20)





TGA 6x4 03.00 -

 8	Lenker, Radaufhängung / Track Control Arm	(3)		27709 01 81.43270.6137
	Dreieckslenker (NKW) / A-Frame (CV)	(32)		® 25157 01
	Länge [mm] / Length [mm]:627	(53)		
	Lochabstand 1/Lochabstand 2 / Hole Pitch 1/ Hole Pitch 2:152/130/130	(50)		
	Bohrung-Ø 1 / Bohrung-Ø 2 [mm] / Bore Ø 1 / Bore Ø 2 [mm]:25/25/25	(24)		
	Rohr-Ø [mm] / Pipe Ø [mm]:48	(64)		
	Molekularlager / Molecular Bearing	(57)		
	26.310, 26.320 FDC, FDRC, FDC/M, FDRC/M, FDLRC, FVHLC	05.04 -		Antriebsachse / Drive Shaft (19)
	26.310, 26.320 FDK, FDLK	05.04 -		Achsausführung / Axle Version:HD9-13120 (17)
	26.310, 26.320 FDS, FDS/M, FDLS, FDRS, FDRS/M, FNHLS, FDLRS	05.04 -		Achsausführung / Axle Version:H9-13120 (17)
	26.350, 26.360 FDC, FDRC, FDC/M, FDRC/M, FDLRC, FVHLC	05.04 -		Achsausführung / Axle Version:HP-1352 (17)
	26.350, 26.360 FDK, FDLK, FDRK	05.04 -		Achsausführung / Axle Version:HPD-1382 (17)
26.350, 26.360 FDS, FDS/M, FDLS, FDRS, FNHLS, FPHLS	05.04 -		Achsausführung / Axle Version:HP-1333 (17)	
26.390, 26.400 FDC, FDRC, FDLRC, FDRC/M, FDLRC, FVHLC	05.04 -		Baumuster / Model:H26 (22)	
26.390, 26.400 FDK, FDLK	05.04 -		06.2002-> (20)	
26.390, 26.400 FDS, FDS/M, FDLS, FDLRS, FNHLS, FPHLS, FVHLS	05.04 -		Ausrichtung des Zentralgelenkes beachten! / Observe alignment of central link	
26.430, 26.440 FDC, FDRC, FDLRC, FDLRC/M, FDLRC, FNHLC, FVHLC	05.04 -			
26.430, 26.440 FDK, FDLK	05.04 -			
26.430, 26.440 FDS, FDS, FDLRS, FNHLS, FPHLS, FVHLS	02.04 -			
26.480 FDC, FDC/M, FDLRC, FDRC, FNHLC, FVHLC, FDLRC-WW	02.06 -			
26.480 FDK, FDLK	02.06 -			
26.480 FDS, FDLS, FDLRS, FNHLS, FPHLS, FVHLS	02.06 -			
26.310, 26.320 FDC, FDRC, FDC/M, FDRC/M, FDLRC, FVHLC	05.04 -		Antriebsachse / Drive Shaft (19)	
26.310, 26.320 FDK, FDLK	05.04 -		Achsausführung / Axle Version:HD9-13120 (17)	
26.310, 26.320 FDS, FDS/M, FDLS, FDRS, FDRS/M, FNHLS, FDLRS	05.04 -		Achsausführung / Axle Version:H9-13120 (17)	
26.350, 26.360 FDC, FDRC, FDC/M, FDRC/M, FDLRC, FVHLC	05.04 -		Baumuster / Model:H30 (22)	
26.350, 26.360 FDK, FDLK, FDRK	05.04 -		mit Parabelfeder / with parabolic spring (117)	
26.350, 26.360 FDS, FDS/M, FDLS, FDRS, FNHLS, FPHLS	05.04 -		Ausrichtung des Zentralgelenkes beachten! / Observe alignment of central link (20)	
26.390, 26.400 FDC, FDRC, FDLRC, FDRC/M, FDLRC, FVHLC	05.04 -			
26.390, 26.400 FDK, FDLK	05.04 -			
26.390, 26.400 FDS, FDS/M, FDLS, FDLRS, FNHLS, FPHLS, FVHLS	05.04 -			
26.430, 26.440 FDC, FDRC, FDLRC, FDLRC/M, FDLRC, FNHLC, FVHLC	05.04 -			
26.430, 26.440 FDK, FDLK	05.04 -			
26.430, 26.440 FDS, FDS, FDLRS, FNHLS, FPHLS, FVHLS	02.04 -			
26.480 FDC, FDC/M, FDLRC, FDRC, FNHLC, FVHLC, FDLRC-WW	02.06 -			
26.480 FDK, FDLK	02.06 -			
26.480 FDS, FDLS, FDLRS, FNHLS, FPHLS, FVHLS	02.06 -			
26.310, 26.320 FD-TM	06.05 -		Antriebsachse / Drive Shaft (19)	
26.350, 26.360 FD-TM	02.04 -		Achsausführung / Axle Version:HD9-13120 (17)	
26.390, 26.400 FD-TM	05.04 -		Achsausführung / Axle Version:H9-13120 (17)	
26.430, 26.440 FD-TM	05.04 -		Achsausführung / Axle Version:HP-1352 (17)	
26.480 FD-TM, 12412 ccm	02.06 -		Achsausführung / Axle Version:HPD-1382 (17)	
33.350, 33.360 FDC, FDC/M, FDLRC, FDRC	05.04 -		Achsausführung / Axle Version:HP-1352 (17)	
33.350, 33.360 FDK, FDLK, FDRK	05.04 -		Achsausführung / Axle Version:HPD-1382 (17)	
33.350, 33.360 FDS, FDLS, FDS/M, FDRS	05.04 -		Achsausführung / Axle Version:HP-1333 (17)	
33.390, 33.400 FDC, FDLRC, FDRC, FDC/M	05.04 -		Achsausführung / Axle Version:HPD-1353 (17)	
33.390, 33.400 FDK, FDLK, FDRK	05.04 -		Baumuster / Model:H26 (22)	
33.390, 33.400 FDS, FDLS, FDLRS, FDRS, FDS/M	05.04 -		06.2002-> (20)	
33.430, 33.440 FDC, FDLRC, FDLRC, FDLRC/M, FDLRC	05.04 -		Ausrichtung des Zentralgelenkes beachten! / Observe alignment of central link	
33.430, 33.440 FDK, FDLK, FDRK	05.04 -			
33.430, 33.440 FDS, FDLS, FDRS, FDLRS, FDS/M	05.04 -			
33.480 FDC, FDRC, FDC/M	02.06 -			
33.480 FDK, FDRK	02.06 -			
33.480 FDS, FDRS, FDLS, FDS/M	02.06 -			






MAN

TGA 6x4 03.00 -

<p> 8</p>	<p>Lenker, Radaufhängung / Track Control Arm Dreieckslenker (NKW) / A-Frame (CV) Länge [mm] / Length [mm]:627 Lochabstand 1/Lochabstand 2 / Hole Pitch 1/ Hole Pitch 2:152/130/130 Bohrung-Ø 1 / Bohrung-Ø 2 [mm] / Bore Ø 1 / Bore Ø 2 [mm]:25/25/25 Rohr-Ø [mm] / Pipe Ø [mm]:48 Molekularlager / Molecular Bearing</p>	<p>(3) (32) (53) (50) (24) (64) (57)</p>	<p>27709 01 81.43270.6137 ® 25157 01</p> 
	<p>33.530 FDLK 07.03 - 33.530 FDLS, FDLS/M, FDLRS 07.03 -</p>		<p>Antriebsachse / Drive Shaft (19) Achsausführung / Axle Version:HD9-13120 (17) Achsausführung / Axle Version:H9-13120 (17) Baumuster / Model:H29 (22) mit Parabelfeder / with parabolic spring (117) Ausrichtung des Zentralgelenkes beachten! / Observe alignment of central link (20)</p>
<p> 10</p>	<p>Lenker, Radaufhängung / Track Control Arm Längslenker / Trailing Arm Länge [mm] / Length [mm]:572 Bohrung-Ø 1 / Bohrung-Ø 2 [mm] / Bore Ø 1 / Bore Ø 2 [mm]:19/19 Lochabstand 1/Lochabstand 2 / Hole Pitch 1/ Hole Pitch 2:130/130 Rohr-Ø [mm] / Pipe Ø [mm]:52 Molekularlager / Molecular Bearing</p>	<p>(3) (54) (53) (24) (50) (64) (57)</p>	<p>28329 01 81.43220.6268 ® 23211 01</p> 
	<p>26.310, 26.320 FDC, FDRC, FDC/M, FDRC/M, FDLC, FNHLC, FVHLC 05.04 - 26.310, 26.320 FDS, FDS/M, FDLS, FDRS, FDRS/M, FNHLS, FDLRS 05.04 - 26.350, 26.360 FDC, FDRC, FDC/M, FDRC/M, FDLC, FDLRC, FNHLC 05.04 - 26.350, 26.360 FDS, FDS/M, FDLS, FDRS, FNHLS, FPHLS 05.04 - 26.390, 26.400 FDC, FDRC, FDLRC, FDRC/M, FDLC, FNHLC, FVHLC 05.04 - 26.390, 26.400 FDS, FDS/M, FDLS, FDLRS, FNHLS, FPHLS, FVHLS 05.04 - 26.430, 26.440 FDC, FDRC, FDLC, FDLRC, FDLC/M, FNHLC, FVHLC 05.04 - 26.430, 26.440 FDS, FDLS, FDRS, FDLRS, FNHLS, FPHLS, FVHLS 02.04 - 26.480 FDC, FDC/M, FDLC, FDLRC, FDRC, FNHLC, FVHLC, FDLRC-WW 02.06 - 26.480 FDS, FDLS, FDLRS, FNHLS, FPHLS, FVHLS 02.06 -</p>		<p> für Fahrzeuge mit gelenkter Nachlaufachse / For vehicles with hinged trailing axle (95) Baumuster / Model:H35 (22) bei RAS (hydraulisch zwangsgelenkte Nachlaufachse) / with RAS (hydraulically positively steered tag axle) (83) nicht bei RAS-EC (hydraulisch zwangsgelenkte Nachlaufachse, elektronisch gesteuert) / not with RAS-EC (hydraulically positively steered tag axle, electronic controlled) (127)</p>
	<p>28.410 FANLK 07.06 - 28.360 FANLC 07.06 - 28.360 FANLK 07.06 - 28.480 FANLK 07.06 - 28.530 FANLC 07.06 - 28.410 FANLC 07.06 - 28.530 FANLK 07.06 -</p>		<p> für Fahrzeuge mit gelenkter Nachlaufachse / For vehicles with hinged trailing axle (95) Baumuster / Model:H81 (22) bei RAS (hydraulisch zwangsgelenkte Nachlaufachse) / with RAS (hydraulically positively steered tag axle) (83)</p>









TGA		6x4	03.00 -	
 8	Lenker, Radaufhängung / Track Control Arm Dreieckslenker (NKW) / A-Frame (CV) Länge [mm] / Length [mm]:627 Rohr-Ø [mm] / Pipe Ø [mm]:58 Bohrung-Ø 1 / Bohrung-Ø 2 [mm] / Bore Ø 1 / Bore Ø 2 [mm]:25/25 Lochabstand 1/Lochabstand 2 / Hole Pitch 1/ Hole Pitch 2:130/130		(3) (32) (53) (64) (24) (50)	30416 01 81.43270.6117 © 25157 01 © 31139 01 
	26.310 FDC, FDLC, FDRC, FDLC/M, FDLRC 26.310 FDK, FDLK, FDRK 26.310 FDS, FDLS, FDLS/M, FDLRS 26.360 FDC, FDLC, FDLC/M, FDRC, FDLRC-WW 26.360 FDK, FDLK, FDRK, FDLRK 26.410 FDC, FDLC, FDLC/M, FDLC-WW; FDRC-WW, FDLRC-WW 26.410 FDK, FDRK, FDLK, FDLRK 26.410 FDS, FDLS, FDLS/M, FDLS-WW, FDRS-WW, FDLRS-WW 26.460 FDC, FDLC, FDLC/M, FDLC-WW, FDRC, FDLRC-WW 26.460 FDK, FDLK, FDLRK 26.460 FDS, FDLS, FDLS/M, FDLS-WW, FDRS-WW, FDLRS-WW 26.480 FDC, FDLC, FDRC, FDLC/M, FDLRC-WW 26.480 FDK, FDLK, FDLRK 26.510 FDC, FDC/M, FDRC, FDLC, FDLC/M, FDLRC 26.510 FDS, FDLS, FDLS/M, FDRS, FDLRS 26.530 FDC, FDLC, FDC/M, FDLRC 26.530 FDK, FDLK, FDLRK 26.530 FDS, FDLS, FDLS/M, FDLRS 33.510 FDC, FDC/M, FDLC 33.510 FDS, FDLS/M, FDLRS/M	01.01 - 09.02 - 01.01 - 01.01 - 09.02 - 01.01 - 09.01 - 06.01 - 01.01 - 01.01 - 01.01 - 06.01 - 09.02 - 09.02 - 01.01 - 01.01 - 09.02 - 01.01 - 01.01 - 09.02 - 01.01 - 09.02 - 01.01 - 01.01 - 09.02 - 01.01 - 09.02 - 09.02 -	Antriebsachse / Drive Shaft Achsausführung / Axle Version:HP-1652 Achsausführung / Axle Version:HPD-1682 Baumuster / Model:H25 mit Parabelfeder / with parabolic spring	(19) (17) (17) (22) (117)
	26.310 FDC, FDLC, FDRC, FDLC/M, FDLRC 26.310 FDK, FDLK, FDRK 26.310 FDS, FDLS, FDLS/M, FDLRS 26.360 FDC, FDLC, FDLC/M, FDRC, FDLRC-WW 26.360 FDK, FDLK, FDRK, FDLRK 26.410 FDC, FDLC, FDLC/M, FDLC-WW; FDRC-WW, FDLRC-WW 26.410 FDK, FDRK, FDLK, FDLRK 26.410 FDS, FDLS, FDLS/M, FDLS-WW, FDRS-WW, FDLRS-WW 26.460 FDC, FDLC, FDLC/M, FDLC-WW, FDRC, FDLRC-WW 26.460 FDK, FDLK, FDLRK 26.460 FDS, FDLS, FDLS/M, FDLS-WW, FDRS-WW, FDLRS-WW 26.480 FDC, FDLC, FDRC, FDLC/M, FDLRC-WW 26.480 FDK, FDLK, FDLRK 26.510 FDC, FDC/M, FDRC, FDLC, FDLC/M, FDLRC 26.510 FDS, FDLS, FDLS/M, FDRS, FDLRS 26.530 FDC, FDLC, FDC/M, FDLRC 26.530 FDK, FDLK, FDLRK 26.530 FDS, FDLS, FDLS/M, FDLRS 33.510 FDC, FDC/M, FDLC 33.510 FDS, FDLS/M, FDLRS/M	01.01 - 09.02 - 01.01 - 01.01 - 09.02 - 01.01 - 09.01 - 06.01 - 01.01 - 01.01 - 06.01 - 09.02 - 09.02 - 01.01 - 01.01 - 09.02 - 01.01 - 01.01 - 09.02 - 01.01 - 09.02 - 01.01 - 09.02 - 09.02 -	 Antriebsachse / Drive Shaft Achslast [t] / Axle Load [t]:2x13 Baumuster / Model:H29	(19) (18) (22)
	26.310 FD-TM, FDR-TM 26.360 FD-TM, FDR-TM 26.410 FD-TM, FDR-TM 26.460 FD-TM, FDR-TM 26.480 FD-TM, 12816 ccm 33.360 FD-TM, FDR-TM 33.410 FD-TM, FDR-TM 33.460 FD-TM 33.480 FD-TM 33.530 FDC, FDC/M	10.00 - 01.01 - 01.01 - 01.01 - 09.02 - 01.01 - 10.00 - 09.02 - 09.02 - 09.02 -	Antriebsachse / Drive Shaft Achsausführung / Axle Version:HP-1652 Achsausführung / Axle Version:HPD-1682 Baumuster / Model:H25 mit Parabelfeder / with parabolic spring	(19) (17) (17) (22) (117)






MAN

TGA 6x4 03.00 -

8	Lenker, Radaufhängung / Track Control Arm Dreieckslenker (NKW) / A-Frame (CV) Länge [mm] / Length [mm]:627 Rohr-Ø [mm] / Pipe Ø [mm]:58 Bohrung-Ø 1 / Bohrung-Ø 2 [mm] / Bore Ø 1 / Bore Ø 2 [mm]:25/25 Lochabstand 1/Lochabstand 2 / Hole Pitch 1/ Hole Pitch 2:130/130	(3) (32) (53) (64) (24) (50)	30416 01 81.43270.6117 © 25157 01 © 31139 01 
	33.360 FDC, FDC-WW, FDLC/M, FDRC-WW, FDLRC 10.00 - 33.360 FDK, FDK-WW, FDLK, FDRK-WW 01.01 - 33.360 FDS, FDS-WW, FDLS, FDLRS, FDRS-WW 10.00 - 33.410 FDC, FDC-WW, FDLC, FDLRC, FDRC-WW 10.00 - 33.410 FDK, FDK-WW, FDLK, FDRK-WW 10.00 - 33.410 FDS, FDS-WW, FDLS, FDLS/M, FDLRS, FDRS-WW 10.00 - 33.460 FDC, FDC-WW, FDLC, FDRC-WW 09.02 - 33.460 FDK, FDK-WW, FDLK, FDRK-WW 09.02 - 33.460 FDS, FDLS, FDLS/M; FDRS-WW 09.02 -		Antriebsachse / Drive Shaft (19) Achsausführung / Axle Version:HP-1652 (17) Achsausführung / Axle Version:HPD-1682 (17) Baumuster / Model:H25 (22) mit Parabelfeder / with parabolic spring (117)
	33.360 FDC, FDC-WW, FDLC/M, FDRC-WW, FDLRC 10.00 - 33.360 FDK, FDK-WW, FDLK, FDRK-WW 01.01 - 33.360 FDS, FDS-WW, FDLS, FDLRS, FDRS-WW 10.00 - 33.410 FDC, FDC-WW, FDLC, FDLRC, FDRC-WW 10.00 - 33.410 FDK, FDK-WW, FDLK, FDRK-WW 10.00 - 33.410 FDS, FDS-WW, FDLS, FDLS/M, FDLRS, FDRS-WW 10.00 - 33.460 FDC, FDC-WW, FDLC, FDRC-WW 09.02 - 33.460 FDK, FDK-WW, FDLK, FDRK-WW 09.02 - 33.460 FDS, FDLS, FDLS/M; FDRS-WW 09.02 -		 Antriebsachse / Drive Shaft (19) Achslast [t] / Axle Load [t]:2x13 (18) Baumuster / Model:H29 (22)
	33.360 FDC, FDC-WW, FDLC/M, FDRC-WW, FDLRC 10.00 - 33.360 FDK, FDK-WW, FDLK, FDRK-WW 01.01 - 33.360 FDS, FDS-WW, FDLS, FDLRS, FDRS-WW 10.00 - 33.410 FDC, FDC-WW, FDLC, FDLRC, FDRC-WW 10.00 - 33.410 FDK, FDK-WW, FDLK, FDRK-WW 10.00 - 33.410 FDS, FDS-WW, FDLS, FDLS/M, FDLRS, FDRS-WW 10.00 - 33.460 FDC, FDC-WW, FDLC, FDRC-WW 09.02 - 33.460 FDK, FDK-WW, FDLK, FDRK-WW 09.02 - 33.460 FDS, FDLS, FDLS/M; FDRS-WW 09.02 -		 Antriebsachse / Drive Shaft (19) Achsausführung / Axle Version:HP-1352 (17) Achsausführung / Axle Version:HPD-1382 (17) Achsausführung / Axle Version:H9-13120 (17) Achsausführung / Axle Version:HD9 (17) Baumuster / Model:H28 H62 (22)
	26.360 FDLS, FDLS/M, FDLRS, FDLRS/M, FDLRS-WW, FDRS 09.03 - 26.480 FDS, FDLS, FDLS/M, FDLRS-WW, FDRS 09.02 - 33.530 FDLK 07.03 - 33.530 FDLS, FDLS/M, FDLRS 07.03 -		 Antriebsachse / Drive Shaft (19) Achslast [t] / Axle Load [t]:2x13 (18) Baumuster / Model:H29 (22)
	33.480 FDC, FDC-WW, FDLC, FDRC-WW 09.02 - 33.480 FDK, FDK-WW, FDLK, FDRK-WW 09.02 - 33.480 FDS, FDS-WW, FDLS, FDLS/M, FDRS-WW 09.02 -		 Antriebsachse / Drive Shaft (19) Achsausführung / Axle Version:HP-1352 (17) Achsausführung / Axle Version:HPD-1382 (17) Achsausführung / Axle Version:H9-13120 (17) Achsausführung / Axle Version:HD9 (17) Baumuster / Model:H28 (22)
	33.480 FDC, FDC-WW, FDLC, FDRC-WW 09.02 - 33.480 FDK, FDK-WW, FDLK, FDRK-WW 09.02 - 33.480 FDS, FDS-WW, FDLS, FDLS/M, FDRS-WW 09.02 -		 Antriebsachse / Drive Shaft (19) Achslast [t] / Axle Load [t]:2x13 (18) Baumuster / Model:H29 (22)
	33.480 FDC, FDC-WW, FDLC, FDRC-WW 09.02 - 33.480 FDK, FDK-WW, FDLK, FDRK-WW 09.02 - 33.480 FDS, FDS-WW, FDLS, FDLS/M, FDRS-WW 09.02 -		Antriebsachse / Drive Shaft (19) Achsausführung / Axle Version:HP-1652 (17) Achsausführung / Axle Version:HPD-1682 (17) Baumuster / Model:H25 (22) mit Parabelfeder / with parabolic spring (117)





TGA		6x4	03.00 -	
 8	Lenker, Radaufhängung / Track Control Arm Dreieckslenker (NKW) / A-Frame (CV) Länge [mm] / Length [mm]:627 Rohr-Ø [mm] / Pipe Ø [mm]:58 Bohrung-Ø 1 / Bohrung-Ø 2 [mm] / Bore Ø 1 / Bore Ø 2 [mm]:25/25 Lochabstand 1/Lochabstand 2 / Hole Pitch 1/ Hole Pitch 2:130/130		(3) (32) (53) (64) (24) (50)	30416 01 81.43270.6117 © 25157 01 © 31139 01 
	26.310, 26.320 FDC, FDRC, FDC/M, FDRC/M, FDLC, FNHLC, FVHLC	05.04 -	Antriebsachse / Drive Shaft	(19)
	26.310, 26.320 FDK, FDLK	05.04 -	Achsausführung / Axle Version:HP-1652	(17)
	26.310, 26.320 FDS, FDS/M, FDLS, FDRS, FDRS/M, FNHLS, FDLRS	05.04 -	Achsausführung / Axle Version:HPD-1682	(17)
	26.350, 26.360 FDC, FDRC, FDC/M, FDRC/M, FDLC, FDLRC, FNHLC	05.04 -	Baumuster / Model:H26	(22)
	26.350, 26.360 FDK, FDLK, FDRK	05.04 -	mit Parabelfeder / with parabolic spring	(117)
	26.350, 26.360 FDS, FDS/M, FDLS, FDRS, FNHLS, FPHLS	05.04 -	mit Stabilisator an der Hinterachse / with stabilizer on the rear axle	(120)
	26.390, 26.400 FDC, FDRC, FDLRC, FDRC/M, FDLC, FNHLC, FVHLC	05.04 -		
	26.390, 26.400 FDK, FDLK	05.04 -		
	26.390, 26.400 FDS, FDS/M, FDLS, FDLRS, FNHLS, FPHLS, FVHLS	05.04 -		
26.430, 26.440 FDC, FDRC, FDLC, FDLRC, FDLC/M, FNHLC, FVHLC	05.04 -			
26.430, 26.440 FDK, FDLK	05.04 -			
26.430, 26.440 FDS, FDLS, FDRS, FDLRS, FNHLS, FPHLS, FVHLS	02.04 -			
26.480 FDC, FDC/M, FDLC, FDLRC, FDRC, FNHLC, FVHLC, FDLRC-WW	02.06 -			
26.480 FDK, FDLK	02.06 -			
26.480 FDS, FDLS, FDLRS, FNHLS, FPHLS, FVHLS	02.06 -			
26.310, 26.320 FDC, FDRC, FDC/M, FDRC/M, FDLC, FNHLC, FVHLC	05.04 -	 Antriebsachse / Drive Shaft Achslast [t] / Axle Load [t]:2x13 Baumuster / Model:H30	(19)	
26.310, 26.320 FDK, FDLK	05.04 -		(18)	
26.310, 26.320 FDS, FDS/M, FDLS, FDRS, FDRS/M, FNHLS, FDLRS	05.04 -		(22)	
26.350, 26.360 FDC, FDRC, FDC/M, FDRC/M, FDLC, FDLRC, FNHLC	05.04 -			
26.350, 26.360 FDK, FDLK, FDRK	05.04 -			
26.350, 26.360 FDS, FDS/M, FDLS, FDRS, FNHLS, FPHLS	05.04 -			
26.390, 26.400 FDC, FDRC, FDLRC, FDRC/M, FDLC, FNHLC, FVHLC	05.04 -			
26.390, 26.400 FDK, FDLK	05.04 -			
26.390, 26.400 FDS, FDS/M, FDLS, FDLRS, FNHLS, FPHLS, FVHLS	05.04 -			
26.430, 26.440 FDC, FDRC, FDLC, FDLRC, FDLC/M, FNHLC, FVHLC	05.04 -			
26.430, 26.440 FDK, FDLK	05.04 -			
26.430, 26.440 FDS, FDLS, FDRS, FDLRS, FNHLS, FPHLS, FVHLS	02.04 -			
26.480 FDC, FDC/M, FDLC, FDLRC, FDRC, FNHLC, FVHLC, FDLRC-WW	02.06 -			
26.480 FDK, FDLK	02.06 -			
26.480 FDS, FDLS, FDLRS, FNHLS, FPHLS, FVHLS	02.06 -			
40.410 FDS-WW	04.04 -	Antriebsachse / Drive Shaft	(19)	
40.410 FDK-WW	04.04 -	Achsausführung / Axle Version:HPD-13/1682	(17)	
40.460 FDK-WW	04.04 -	Achsausführung / Axle Version:HP-13/1652	(17)	
40.460 FDS-WW	04.04 -	Baumuster / Model:H33	(22)	
40.480 FDK-WW	04.04 -	mit Trapezfeder / With trapezoid spring	(122)	
40.480 FDS-WW	04.04 -	mit Stabilisator an der Hinterachse / with stabilizer on the rear axle	(120)	
26.310, 26.320 FD-TM	06.05 -	Antriebsachse / Drive Shaft	(19)	
26.350, 26.360 FD-TM	02.04 -	Achsausführung / Axle Version:HP-1652	(17)	
26.390, 26.400 FD-TM	05.04 -	Achsausführung / Axle Version:HPD-1682	(17)	
26.430, 26.440 FD-TM	05.04 -	Baumuster / Model:H26	(22)	
26.480 FD-TM, 12412 ccm	02.06 -	mit Parabelfeder / with parabolic spring	(117)	
		mit Stabilisator an der Hinterachse / with stabilizer on the rear axle	(120)	




MAN

TGA **6x4** **03.00 -**

 8	Lenker, Radaufhängung / Track Control Arm Dreieckslenker (NKW) / A-Frame (CV) Länge [mm] / Length [mm]:627 Rohr-Ø [mm] / Pipe Ø [mm]:58 Bohrung-Ø 1 / Bohrung-Ø 2 [mm] / Bore Ø 1 / Bore Ø 2 [mm]:25/25 Lochabstand 1/Lochabstand 2 / Hole Pitch 1/ Hole Pitch 2:130/130	(3) (32) (53) (64) (24) (50)	30416 01 81.43270.6117 © 25157 01 © 31139 01		
	33.350, 33.360 FDC, FDC/M, FDLC, FDRC 33.350, 33.360 FDK, FDLK, FDRK 33.350, 33.360 FDS, FDLS, FDS/M, FDRS 33.390, 33.400 FDC, FDLC, FDRC, FDC/M 33.390, 33.400 FDK, FDLK, FDRK 33.390, 33.400 FDS, FDLS, FDLRS, FDRS, FDS/M 33.430, 33.440 FDC, FDLC, FDRC, FDLRC, FDC/M 33.430, 33.440 FDK, FDLK, FDRK 33.430, 33.440 FDS, FDLS, FDRS, FDLRS, FDS/M 33.480 FDC, FDRC, FDC/M 33.480 FDK, FDRK 33.480 FDS, FDRS, FDLS, FDS/M	05.04 - 05.04 - 05.04 - 05.04 - 05.04 - 05.04 - 05.04 - 05.04 - 05.04 - 05.04 - 05.04 - 05.04 - 05.04 - 05.04 - 02.06 - 02.06 - 02.06 -	Antriebsachse / Drive Shaft Achsausführung / Axle Version:HP-1652 Achsausführung / Axle Version:HPD-1682 Baumuster / Model:H26 mit Parabelfeder / with parabolic spring mit Stabilisator an der Hinterachse / with stabilizer on the rear axle		(19) (17) (17) (22) (117) (120)
	33.350, 33.360 FDC, FDC/M, FDLC, FDRC 33.350, 33.360 FDK, FDLK, FDRK 33.350, 33.360 FDS, FDLS, FDS/M, FDRS 33.390, 33.400 FDC, FDLC, FDRC, FDC/M 33.390, 33.400 FDK, FDLK, FDRK 33.390, 33.400 FDS, FDLS, FDLRS, FDRS, FDS/M 33.430, 33.440 FDC, FDLC, FDRC, FDLRC, FDC/M 33.430, 33.440 FDK, FDLK, FDRK 33.430, 33.440 FDS, FDLS, FDRS, FDLRS, FDS/M 33.480 FDC, FDRC, FDC/M 33.480 FDK, FDRK 33.480 FDS, FDRS, FDLS, FDS/M	05.04 - 05.04 - 05.04 - 05.04 - 05.04 - 05.04 - 05.04 - 05.04 - 05.04 - 05.04 - 05.04 - 05.04 - 05.04 - 05.04 - 02.06 - 02.06 - 02.06 -	Antriebsachse / Drive Shaft Achsausführung / Axle Version:HP-1352 Achsausführung / Axle Version:HPD-1382 Baumuster / Model:H66 HW2		(19) (17) (17) (22)
	33.440 FDC, FDRC 33.440 FDK, FDRK	06.05 - 06.05 -	Antriebsachse / Drive Shaft Achsausführung / Axle Version:HP-1352 Achsausführung / Axle Version:HPD-1382 Baumuster / Model:H66 HW2		(19) (17) (17) (22)






TGA		6x4	03.00 -		
8	Lenker, Radaufhängung / Track Control Arm Dreieckslenker (NKW) / A-Frame (CV) Länge [mm] / Length [mm]:622 Rohr-Ø [mm] / Pipe Ø [mm]:60 Bohrung-Ø 1 / Bohrung-Ø 2 [mm] / Bore Ø 1 / Bore Ø 2 [mm]:24/24 Lochabstand 1/Lochabstand 2 / Hole Pitch 1/ Hole Pitch 2:130/130	(3)		30752 01	81.43270.6145
		(32)			
	26.310 FD-TM, FDR-TM	10.00 -		1.HA / 1st RA	(12)
	26.310 FDC, FDLC, FDR, FDLC/M, FDLRC	01.01 -		2.HA / 2nd RA	(14)
	26.310 FDK, FDLK, FDRK	09.02 -		Achslast [t] / Axle Load [t]:2 x 16	(18)
	26.310 FDS, FDLS, FDLS/M, FDLRS	01.01 -		Baumuster / Model:H25	(22)
	26.360 FDC, FDLC, FDLC/M, FDR, FDLRC-WW	01.01 -		mit 5 Blatt Parabelfeder / with 5-leaf parabolic spring	(113)
	26.360 FDK, FDLK, FDRK, FDLRK	09.02 -			
	26.360 FD-TM, FDR-TM	01.01 -			
	26.410 FDC, FDLC, FDLC/M, FDLC-WW; FDR-WW, FDLRC-WW	01.01 -			
	26.410 FDK, FDRK, FDLK, FDLRK	09.01 -			
	26.410 FD-TM, FDR-TM	01.01 -			
	26.460 FDC, FDLC, FDLC/M, FDLC-WW, FDR, FDLRC-WW	01.01 -			
	26.460 FDK, FDLK, FDLRK	01.01 -			
	26.460 FDS, FDLS, FDLS/M, FDLS-WW, FDRS-WW, FDLRS-WW	06.01 -			
	26.460 FD-TM, FDR-TM	01.01 -			
	26.480 FD-TM, 12816 ccm	09.02 -			
	26.480 FDC, FDLC, FDR, FDLC/M, FDLRC-WW	09.02 -			
	26.480 FDK, FDLK, FDLRK	09.02 -			
	26.510 FDC, FDC/M, FDR, FDLC, FDLC/M, FDLRC	01.01 -			
	26.510 FDS, FDLS, FDLS/M, FDRS, FDLRS	01.01 -			
	26.530 FDC, FDLC, FDC/M, FDLRC	01.01 -			
	26.530 FDK, FDLK, FDLRK	09.02 -			
	26.530 FDS, FDLS, FDLS/M, FDLRS	01.01 -			
	33.360 FD-TM, FDR-TM	01.01 -			
	33.460 FD-TM	09.02 -			
	33.480 FD-TM	09.02 -			
	33.510 FDC, FDC/M, FDLC	09.02 -			
	33.510 FDS, FDLS/M, FDLRS/M	09.02 -			
	33.530 FDC, FDC/M	09.02 -			
	33.360 FDS, FDS-WW, FDLS, FDLRS, FDRS-WW	10.00 -		1.HA / 1st RA	(12)
	33.410 FDC, FDC-WW, FDLC, FDLRC, FDR-WW	10.00 -		2.HA / 2nd RA	(14)
	33.410 FDK, FDK-WW, FDLK, FDRK-WW	10.00 -		Achslast [t] / Axle Load [t]:2 x 16	(18)
	33.410 FDS, FDS-WW, FDLS, FDLS/M, FDLRS, FDRS-WW	10.00 -		Baumuster / Model:H25 H28	(22)
	33.460 FDC, FDC-WW, FDLC, FDR-WW	09.02 -		mit 5 Blatt Parabelfeder / with 5-leaf parabolic spring	(113)
	33.460 FDK, FDK-WW, FDLK, FDRK-WW	09.02 -			
	33.460 FDS, FDLS, FDLS/M; FDRS-WW	09.02 -			
	33.480 FDC, FDC-WW, FDLC, FDR-WW	09.02 -			
	33.480 FDK, FDK-WW, FDLK, FDRK-WW	09.02 -			
	33.480 FDS, FDS-WW, FDLS, FDLS/M, FDRS-WW	09.02 -			
	26.410 FDS, FDLS, FDLS/M, FDLS-WW, FDRS-WW, FDLRS-WW	06.01 -		1.HA / 1st RA	(12)
	26.480 FDS, FDLS, FDLS/M, FDLRS-WW, FDRS	09.02 -		2.HA / 2nd RA	(14)
	33.410 FD-TM, FDR-TM	10.00 -		Achslast [t] / Axle Load [t]:2 x 16 t	(18)
				Baumuster / Model:H25	(22)
				mit 5 Blatt Parabelfeder / with 5-leaf parabolic spring	(113)
	40.410 FDS-WW	04.04 -		1.HA / 1st RA	(12)
	40.410 FDK-WW	04.04 -		2.HA / 2nd RA	(14)
	40.460 FDK-WW	04.04 -		Baumuster / Model:H33	(22)
	40.460 FDS-WW	04.04 -			
	40.480 FDK-WW	04.04 -			
	40.480 FDS-WW	04.04 -			
	40.390, 40.400 FDK-WW, FDRK	06.05 -		1.HA / 1st RA	(12)
	40.440 FDK-WW, FDRK	06.05 -		2.HA / 2nd RA	(14)
	40.480 FDK-WW, FDRK	06.05 -		Baumuster / Model:H11 H34	(22)
	40.390, 40.400 FDS-WW, FDRS	06.05 -		1.HA / 1st RA	(12)
	40.430 FDS-WW, FDRK	06.05 -		2.HA / 2nd RA	(14)
	40.430 FDK-WW, FDRK	06.05 -		Baumuster / Model:H34	(22)
	40.440 FDS-WW, FDRS	06.05 -			
	40.480 FDS-WW; FDRS	06.05 -			











MAN

TGA 6x4 03.00 -

10	Lenker, Radaufhängung / Track Control Arm Längslenker / Trailing Arm Länge [mm] / Length [mm]:585 Rohr-Ø [mm] / Pipe Ø [mm]:58 Bohrung-Ø 1 / Bohrung-Ø 2 [mm] / Bore Ø 1 / Bore Ø 2 [mm]:21 / 21 Lochabstand 1/Lochabstand 2 / Hole Pitch 1/ Hole Pitch 2:130/ 130 Molekularlager / Molecular Bearing	(3) (54) (53) (64) (24) (50) (57)	31936 01 82.43220.6008 © 21769 01	
26.310 FD-TM, FDR-TM 10.00 - 26.310 FDC, FDLC, FDRK, FDLRC 01.01 - 26.310 FDK, FDLK, FDRK 09.02 - 26.310 FDS, FDLS, FDLRS 01.01 - 26.360 FDLRS, FDLRS/M, FDLRS-WW, FDRS 09.03 - 26.360 FDC, FDLC, FDLRC, FDRK, FDLRC-WW 01.01 - 26.360 FDK, FDLK, FDRK, FDLRC 09.02 - 26.360 FD-TM, FDR-TM 01.01 - 26.410 FDC, FDLC, FDLRC, FDRK, FDLRC-WW; FDLRC-WW, FDLRC-WW 01.01 - 26.410 FDK, FDRK, FDLK, FDLRC 09.01 - 26.410 FDS, FDLS, FDLRS, FDLRS-WW, FDRS-WW, FDLRS-WW 06.01 - 26.410 FD-TM, FDR-TM 01.01 - 26.460 FDC, FDLC, FDLRC, FDRK, FDLRC-WW, FDLRC-WW 01.01 - 26.460 FDK, FDLK, FDLRC 01.01 - 26.460 FDS, FDLS, FDLRS, FDLRS-WW, FDRS-WW, FDLRS-WW 06.01 - 26.460 FD-TM, FDR-TM 01.01 - 26.480 FD-TM, 12816 ccm 09.02 - 26.480 FDC, FDLC, FDRK, FDLRC, FDLRC-WW 09.02 - 26.480 FDK, FDLK, FDLRC 09.02 - 26.480 FDS, FDLS, FDLRS, FDLRS-WW, FDRS 09.02 - 26.510 FDC, FDC/M, FDRK, FDLC, FDLRC/M, FDLRC 01.01 - 26.510 FDS, FDLS, FDLRS, FDRS, FDLRS 01.01 - 26.530 FDC, FDLC, FDLRC 01.01 - 26.530 FDK, FDLK, FDLRC 09.02 - 26.530 FDS, FDLS, FDLRS, FDLRS 01.01 - 33.360 FD-TM, FDR-TM 01.01 - 33.410 FD-TM, FDR-TM 10.00 - 33.460 FD-TM 09.02 - 33.480 FD-TM 09.02 - 33.510 FDC, FDC/M, FDLC 09.02 - 33.510 FDS, FDLS/M, FDLRS/M 09.02 - 33.530 FDC, FDC/M 09.02 - 33.530 FDLK 07.03 - 33.530 FDLS, FDLRS/M, FDLRS 07.03 -		Antriebsachse / Drive Shaft Achsausführung / Axle Version:HPD-/HP- (19) Achslast [t] / Axle Load [t]:2x16 (17) Baumuster / Model:H25 (18) mit Parabelfeder / with parabolic spring (22) (117)		
33.360 FDC, FDC-WW, FDLRC, FDLRC-WW, FDLRC 10.00 - 33.360 FDK, FDK-WW, FDLK, FDRK-WW 01.01 - 33.360 FDS, FDS-WW, FDLS, FDLRS, FDRS-WW 10.00 - 33.410 FDC, FDC-WW, FDLC, FDLRC, FDLRC-WW 10.00 - 33.410 FDK, FDK-WW, FDLK, FDRK-WW 10.00 - 33.410 FDS, FDS-WW, FDLS, FDLRS, FDLRS, FDRS-WW 10.00 - 33.460 FDC, FDC-WW, FDLC, FDLRC-WW 09.02 - 33.460 FDK, FDK-WW, FDLK, FDRK-WW 09.02 - 33.460 FDS, FDLS, FDLRS, FDRS-WW 09.02 - 33.480 FDC, FDC-WW, FDLC, FDLRC-WW 09.02 - 33.480 FDK, FDK-WW, FDLK, FDRK-WW 09.02 - 33.480 FDS, FDS-WW, FDLS, FDLRS, FDRS-WW 09.02 -		Antriebsachse / Drive Shaft Achsausführung / Axle Version:HPD-/HP- (19) Achslast [t] / Axle Load [t]:2x16 (17) Baumuster / Model:H25 H28 (22) mit Parabelfeder / with parabolic spring (117)		







TGA 6x4 03.00 -

 10	Lenker, Radaufhängung / Track Control Arm Längslenker / Trailing Arm Länge [mm] / Length [mm]:585 Rohr-Ø [mm] / Pipe Ø [mm]:58 Bohrung-Ø 1 / Bohrung-Ø 2 [mm] / Bore Ø 1 / Bore Ø 2 [mm]:21 / 21 Lochabstand 1/Lochabstand 2 / Hole Pitch 1/ Hole Pitch 2:130/ 130 Molekularlager / Molecular Bearing	(3) (54) (53) (64) (24) (50) (57)	31936 01 82.43220.6008 © 21769 01 
	26.310, 26.320 FD-TM 06.05 - 26.310, 26.320 FDC, FDRC, FDC/M, FDRC/M, FDLC, FNHLC, FVHLC 05.04 - 26.310, 26.320 FDK, FDLK 05.04 - 26.310, 26.320 FDS, FDS/M, FDLS, FDRS, FDRS/M, FNHLS, FDLRS 05.04 - 26.350, 26.360 FD-TM 02.04 - 26.350, 26.360 FDC, FDRC, FDC/M, FDRC/M, FDLC, FDLRC, FNHLC 05.04 - 26.350, 26.360 FDK, FDLK, FDRK 05.04 - 26.350, 26.360 FDS, FDS/M, FDLS, FDRS, FNHLS, FPHLS 05.04 - 26.390, 26.400 FD-TM 05.04 - 26.390, 26.400 FDC, FDRC, FDLRC, FDRC/M, FDLC, FNHLC, FVHLC 05.04 - 26.390, 26.400 FDK, FDLK 05.04 - 26.390, 26.400 FDS, FDS/M, FDLS, FDLRS, FNHLS, FPHLS, FVHLS 05.04 - 26.430, 26.440 FD-TM 05.04 - 26.430, 26.440 FDC, FDRC, FDLC, FDLRC, FDLC/M, FNHLC, FVHLC 05.04 - 26.430, 26.440 FDK, FDLK 05.04 - 26.430, 26.440 FDS, FDLS, FDRS, FDLRS, FNHLS, FPHLS, FVHLS 02.04 - 26.480 FD-TM, 12412 ccm 02.06 - 26.480 FDC, FDC/M, FDLC, FDLRC, FDRC, FNHLC, FVHLC, FDLRC-WW 02.06 - 26.480 FDK, FDLK 02.06 - 26.480 FDS, FDLS, FDLRS, FNHLS, FPHLS, FVHLS 02.06 - 33.350, 33.360 FDC, FDC/M, FDLC, FDRC 05.04 - 33.350, 33.360 FDK, FDLK, FDRK 05.04 - 33.350, 33.360 FDS, FDLS, FDS/M, FDRS 05.04 - 33.390, 33.400 FDC, FDLC, FDRC, FDC/M 05.04 - 33.390, 33.400 FDK, FDLK, FDRK 05.04 - 33.390, 33.400 FDS, FDLS, FDLRS, FDRS, FDS/M 05.04 - 33.430, 33.440 FDC, FDLC, FDRC, FDLRC, FDC/M 05.04 - 33.430, 33.440 FDK, FDLK, FDRK 05.04 - 33.430, 33.440 FDS, FDLS, FDRS, FDLRS, FDS/M 05.04 - 33.480 FDC, FDRC, FDC/M 02.06 - 33.480 FDK, FDRK 02.06 - 33.480 FDS, FDRS, FDLS, FDS/M 02.06 -		 Antriebsachse / Drive Shaft (19) Achsausführung / Axle Version:HPD-/HP- (17) Achslast [t] / Axle Load [t]:2x16 (18) Baumuster / Model:H26 (22) mit Parabelfeder / with parabolic spring (117)
	40.410 FDS-WW 04.04 - 40.460 FDK-WW 04.04 - 40.460 FDS-WW 04.04 - 40.480 FDK-WW 04.04 - 40.480 FDS-WW 04.04 -		 Antriebsachse / Drive Shaft (19) Achsausführung / Axle Version:HPD-/HP- (17) Baumuster / Model:H33 (22) Hohe Bauart / High design (39)
	40.410 FDK-WW 04.04 -		 Antriebsachse / Drive Shaft (19) Achsausführung / Axle Version:HPD-/HP- (17) Baumuster / Model:H33 H68 (22) Hohe Bauart / High design (39)
	40.390, 40.400 FDK-WW, FDRK 06.05 - 40.440 FDK-WW, FDRK 06.05 - 40.480 FDK-WW, FDRK 06.05 -		 Antriebsachse / Drive Shaft (19) Achsausführung / Axle Version:HPD-/HP- (17) Baumuster / Model:H11 H34 (22) Hohe Bauart / High design (39)
	40.390, 40.400 FDS-WW, FDRS 06.05 - 40.430 FDS-WW, FDRS 06.05 - 40.430 FDK-WW, FDRK 06.05 - 40.440 FDS-WW, FDRS 06.05 -		 Antriebsachse / Drive Shaft (19) Achsausführung / Axle Version:HPD-/HP- (17) Baumuster / Model:H34 (22) Hohe Bauart / High design (39)
	40.480 FDS-WW; FDRS 06.05 -		 Antriebsachse / Drive Shaft (19) Achsausführung / Axle Version:HPD-/HP- (17) Baumuster / Model:H33 H34 (22) Hohe Bauart / High design (39)



MAN

TGA 6x4 03.00 -

<p> 8</p>	<p>Lenker, Radaufhängung / Track Control Arm Dreieckslenker (NKW) / A-Frame (CV) Länge [mm] / Length [mm]:713 Länge [mm] / Length [mm]:578,6 Rohr-Ø [mm] / Pipe Ø [mm]:48 Bohrung-Ø 1 / Bohrung-Ø 2 [mm] / Bore Ø 1 / Bore Ø 2 [mm]:25/23/23 Lochabstand 1/Lochabstand 2 / Hole Pitch 1/ Hole Pitch 2:130/130/130 Molekularlager / Molecular Bearing</p>	<p>(3) (32) (53) (53) (64) (24) (50) (57)</p> <p>34368 01 81.43270.6102 © 25157 01</p> 
	<p>26.310 FDC, FDLC, FDRK, FDLC/M, FDLRC 01.01 - 26.310 FDK, FDLK, FDRK 09.02 - 26.310 FDS, FDLS, FDLS/M, FDLRS 01.01 - 26.360 FDLS, FDLS/M, FDLRS, FDLRS/M, FDLRS-WW, FDRS 09.03 - 26.360 FDC, FDLC, FDLC/M, FDRK, FDLRC-WW 01.01 - 26.360 FDK, FDLK, FDRK, FDLRK 09.02 - 26.410 FDC, FDLC, FDLC/M, FDLC-WW; FDRK-WW, FDLRC-WW 01.01 - 26.410 FDK, FDRK, FDLK, FDLRK 09.01 - 26.410 FDS, FDLS, FDLS/M, FDLS-WW, FDRS-WW, FDLRS-WW 06.01 - 26.460 FDC, FDLC, FDLC/M, FDLC-WW, FDRK, FDLRC-WW 01.01 - 26.460 FDK, FDLK, FDLRK 01.01 - 26.460 FDS, FDLS, FDLS/M, FDLS-WW, FDRS-WW, FDLRS-WW 06.01 - 26.480 FDC, FDLC, FDRK, FDLC/M, FDLRC-WW 09.02 - 26.480 FDK, FDLK, FDLRK 09.02 - 26.480 FDS, FDLS, FDLS/M, FDLRS-WW, FDRS 09.02 - 26.510 FDC, FDC/M, FDRK, FDLC, FDLC/M, FDLRC 01.01 - 26.510 FDS, FDLS, FDLS/M, FDRS, FDLRS 01.01 - 26.530 FDC, FDLC, FDC/M, FDLRC 01.01 - 26.530 FDK, FDLK, FDLRK 09.02 - 26.530 FDS, FDLS, FDLS/M, FDLRS 01.01 - 33.360 FDC, FDC-WW, FDLC/M, FDRK-WW, FDLRC 10.00 - 33.360 FDK, FDK-WW, FDLK, FDRK-WW 01.01 - 33.360 FDS, FDS-WW, FDLS, FDLRS, FDRS-WW 10.00 - 33.410 FDC, FDC-WW, FDLC, FDLRC, FDRK-WW 10.00 - 33.410 FDK, FDK-WW, FDLK, FDRK-WW 10.00 - 33.410 FDS, FDS-WW, FDLS, FDLS/M, FDLRS, FDRS-WW 10.00 - 33.460 FDC, FDC-WW, FDLC, FDRK-WW 09.02 - 33.460 FDK, FDK-WW, FDLK, FDRK-WW 09.02 - 33.460 FDS, FDLS, FDLS/M; FDRS-WW 09.02 - 33.480 FDC, FDC-WW, FDLC, FDRK-WW 09.02 - 33.480 FDK, FDK-WW, FDLK, FDRK-WW 09.02 - 33.480 FDS, FDS-WW, FDLS, FDLS/M, FDRS-WW 09.02 - 33.510 FDC, FDC/M, FDLC 09.02 - 33.510 FDS, FDLS/M, FDLRS/M 09.02 - 33.530 FDLK 07.03 - 33.530 FDLS, FDLS/M, FDLRS 07.03 -</p>	<p></p> <p>Vorlaufachse / Leading Axle (71) Baumuster / Model:H29 (22) mit Stabilisator an der Hinterachse / with stabilizer on the rear axle (120)</p>
	<p>26.310, 26.320 FDC, FDRK, FDC/M, FDRK/M, FDLC, FNHLC, FVHLC 05.04 - 26.310, 26.320 FVHL-KO 06.05 - 26.350, 26.360 FDC, FDRK, FDC/M, FDRK/M, FDLC, FDLRC, FNHLC 05.04 - 26.350, 26.360 FDS, FDS/M, FDLS, FDRS, FNHLS, FPHLS 05.04 - 26.350, 26.360 FVHL-KO 06.05 - 26.390, 26.400 FDC, FDRK, FDLRC, FDRK/M, FDLC, FNHLC, FVHLC 05.04 - 26.390, 26.400 FDS, FDS/M, FDLS, FDLRS, FNHLS, FPHLS, FVHLS 05.04 - 26.390, 26.400 FVHL-KO 06.05 - 26.430, 26.440 FDC, FDRK, FDLC, FDLRC, FDLC/M, FNHLC, FVHLC 05.04 - 26.430, 26.440 FDS, FDLS, FDRS, FDLRS, FNHLS, FPHLS, FVHLS 02.04 - 26.430, 26.440 FVHL-KO 06.05 - 26.480 FDC, FDC/M, FDLC, FDLRC, FDRK, FNHLC, FVHLC, FDLRC-WW 02.06 - 26.480 FDS, FDLS, FDLRS, FNHLS, FPHLS, FVHLS 02.06 - 26.480 FVHL-KO 02.06 -</p>	<p></p> <p>Vorlaufachse / Leading Axle (71) Baumuster / Model:H42 (22)</p>

Pos





Ref.



MAN



TGA 6x4 03.00 -

 10	<p>Lenker, Radaufhängung / Track Control Arm Längslenker / Trailing Arm Länge [mm] / Length [mm]:694 Rohr-Ø [mm] / Pipe Ø [mm]:50 Bohrung-Ø 1 / Bohrung-Ø 2 [mm] / Bore Ø 1 / Bore Ø 2 [mm]:19/19 Lochabstand 1/Lochabstand 2 / Hole Pitch 1/ Hole Pitch 2:130/130</p>	<p>(3) (54) (53) (64) (24) (50)</p>	<p>34587 01 81.43220.6265 ® 21184 01</p> 
	<p>26.310, 26.320 FDC, FDRC, FDC/M, FDRC/M, FDLC, FNHLC, FVHLC 05.04 - 26.310, 26.320 FDS, FDS/M, FDLS, FDRS, FDRS/M, FNHLS, FDLRS 05.04 - 26.350, 26.360 FDC, FDRC, FDC/M, FDRC/M, FDLC, FDLRC, FNHLC 05.04 - 26.350, 26.360 FDS, FDS/M, FDLS, FDRS, FNHLS, FPHLS 05.04 - 26.390, 26.400 FDC, FDRC, FDLRC, FDRC/M, FDLC, FNHLC, FVHLC 05.04 - 26.390, 26.400 FDS, FDS/M, FDLS, FDLRS, FNHLS, FPHLS, FVHLS 05.04 - 26.430, 26.440 FDC, FDRC, FDLC, FDLRC, FDLC/M, FNHLC, FVHLC 05.04 - 26.430, 26.440 FDS, FDLS, FDRS, FDLRS, FNHLS, FPHLS, FVHLS 02.04 - 26.480 FDC, FDC/M, FDLC, FDLRC, FDRC, FNHLC, FVHLC, FDLRC-WW 02.06 - 26.480 FDS, FDLS, FDLRS, FNHLS, FPHLS, FVHLS 02.06 -</p>		<p>Antriebsachse / Drive Shaft (19) Länderausführung: Skandinavien / Country Version: Scandinavia (51) Baumuster / Model:H35 (22) Bei Fahrzeugen mit pneumatischer Anfahrhilfe / for vehicles with (23) pneumatic starting traction control</p>








MAN

TGA 6x4 03.00 -

 7	Spurstange / Rod Assembly Führungsstange / Guide Rod einseitig verstellbar / Adjustable on one side Länge [mm] / Length [mm]:1588 Konusmaß [mm] / Cone Size [mm]:30 Rohr-Ø [mm] / Pipe Ø [mm]:52 mit Zubehör / With accessories	(7) (35) (87) (53) (42) (64) (123)	11770 01 81.46711.6736 ▲ 11505 02 21971 01	
	26.310 FDC, FDLC, FDRC, FDLC/M, FDLRC 01.01 - 26.310 FDK, FDLK, FDRK 09.02 - 26.310 FDS, FDLS, FDLS/M, FDLRS 01.01 - 26.360 FDLS, FDLS/M, FDLRS, FDLRS/M, FDLRS-WW , FDRS 09.03 - 26.360 FDC, FDLC, FDLC/M, FDRC, FDLRC- WW 01.01 - 26.360 FDK, FDLK, FDRK, FDLRK 09.02 - 26.410 FDC, FDLC, FDLC/M, FDLC-WW; FDRC-WW, FDLRC-WW 01.01 - 26.410 FDK, FDRK, FDLK, FDLRK 09.01 - 26.410 FDS, FDLS, FDLS/M, FDLS-WW, FDRS- WW, FDLRS-WW 06.01 - 26.460 FDC, FDLC, FDLC/M, FDLC-WW, FDRC, FDLRC-WW 01.01 - 26.460 FDK, FDLK, FDLRK 01.01 - 26.460 FDS, FDLS, FDLS/M, FDLS-WW, FDRS- WW, FDLRS-WW 06.01 - 26.480 FDC, FDLC, FDRC, FDLC/M, FDLRC- WW 09.02 - 26.480 FDK, FDLK, FDLRK 09.02 - 26.480 FDS, FDLS, FDLS/M, FDLRS-WW, FDRS 09.02 - 26.510 FDC, FDC/M, FDRC, FDLC, FDLC/M, FDLRC 01.01 - 26.510 FDS, FDLS, FDLS/M, FDRS, FDLRS 01.01 - 26.530 FDC, FDLC, FDC/M, FDLRC 01.01 - 26.530 FDK, FDLK, FDLRK 09.02 - 26.530 FDS, FDLS, FDLS/M, FDLRS 01.01 - 33.360 FDC, FDC-WW, FDLC/M, FDRC-WW, FDLRC 10.00 - 33.360 FDK, FDK-WW, FDLK, FDRK-WW 01.01 - 33.360 FDS, FDS-WW, FDLS, FDLRS, FDRS- WW 10.00 - 33.410 FDC, FDC-WW, FDLC, FDLRC, FDRC- WW 10.00 - 33.410 FDK, FDK-WW, FDLK, FDRK-WW 10.00 - 33.410 FDS, FDS-WW, FDLS, FDLS/M, FDLRS, FDRS-WW 10.00 - 33.460 FDC, FDC-WW, FDLC, FDRC-WW 09.02 - 33.460 FDK, FDK-WW, FDLK, FDRK-WW 09.02 - 33.460 FDS, FDLS, FDLS/M; FDRS-WW 09.02 - 33.480 FDC, FDC-WW, FDLC, FDRC-WW 09.02 - 33.480 FDK, FDK-WW, FDLK, FDRK-WW 09.02 - 33.480 FDS, FDS-WW, FDLS, FDLS/M, FDRS- WW 09.02 - 33.510 FDC, FDC/M, FDLC 09.02 - 33.510 FDS, FDLS/M, FDLRS/M 09.02 - 33.530 FDLK 07.03 - 33.530 FDLS, FDLS/M, FDLRS 07.03 -	2.HA / 2nd RA Schleppachse / trailing axle Antriebsachse / Drive Shaft Achsausführung / Axle Version:HAA-950L-01 Trommelbremse / Drum Brake Baumuster / Model:H29 für Fahrzeuge mit gelenkter Nachlaufachse / For vehicles with hinged trailing axle	(14) (67) (19) (17) (69) (22) (95)	







TGA		6x4	03.00 -	
 7 Spurstange / Rod Assembly Führungsstange / Guide Rod beidseitig verstellbar / Adjustable on both sides Länge [mm] / Length [mm]:1530 Konusmaß [mm] / Cone Size [mm]:30 Rohr-Ø [mm] / Pipe Ø [mm]:50 mit Zubehör / With accessories	(7)		25276 01 81.46711.6720	
	(35)		▲ 11492 02	
	(85)		▲ 11505 02	
	(53)			
	(42)			
(64)				
	(123)			
26.310, 26.320 FDC, FDRC, FDC/M, FDRC/M, FDLC, FNHLC, FVHLC	05.04 -	Schleppachse / trailing axle	(67)	
26.310, 26.320 FDS, FDS/M, FDLS, FDRS, FDRS/M, FNHLS, FDLRS	05.04 -	für Fahrzeuge mit gelenkter Nachlaufachse / For vehicles with hinged trailing axle	(95)	
26.350, 26.360 FDC, FDRC, FDC/M, FDRC/M, FDLC, FDLRC, FNHLC	05.04 -	Achsausführung / Axle Version:LOL-08	(17)	
26.350, 26.360 FDS, FDS/M, FDLS, FDRS, FNHLS, FPHLS	05.04 -	Baumuster / Model:H35	(22)	
26.390, 26.400 FDC, FDRC, FDLRC, FDRC/M, FDLC, FNHLC, FVHLC	05.04 -			
26.390, 26.400 FDS, FDS/M, FDLS, FDLRS, FNHLS, FPHLS, FVHLS	05.04 -			
26.430, 26.440 FDC, FDRC, FDLC, FDLRC, FDLC/M, FNHLC, FVHLC	05.04 -			
26.430, 26.440 FDS, FDLS, FDRS, FDLRS, FNHLS, FPHLS, FVHLS	02.04 -			
26.480 FDC, FDC/M, FDLC, FDLRC, FDRC, FNHLC, FVHLC, FDLRC-WW	02.06 -			
26.480 FDS, FDLS, FDLRS, FNHLS, FPHLS, FVHLS	02.06 -			
26.390, 26.400 FDK, FDLK	05.04 -	Schleppachse / trailing axle	(67)	
		für Fahrzeuge mit gelenkter Nachlaufachse / For vehicles with hinged trailing axle	(95)	
		Achsausführung / Axle Version:LOL-08	(17)	
		Baumuster / Model:H45	(22)	
		Scheibenbremse / Disc Brake	(66)	
28.410 FANLK	07.06 -	Schleppachse / trailing axle	(67)	
28.360 FANLC	07.06 -	für Fahrzeuge mit gelenkter Nachlaufachse / For vehicles with hinged trailing axle	(95)	
28.360 FANLK	07.06 -			
28.480 FANLK	07.06 -	Achsausführung / Axle Version:LOL-08	(17)	
28.530 FANLC	07.06 -	Baumuster / Model:H81	(22)	
28.410 FANLC	07.06 -			
28.530 FANLK	07.06 -			
 7 Spurstange / Rod Assembly Führungsstange / Guide Rod einseitig verstellbar / Adjustable on one side Länge [mm] / Length [mm]:1392 Konusmaß [mm] / Cone Size [mm]:30 Rohr-Ø [mm] / Pipe Ø [mm]:60 mit Zubehör / With accessories	(7)		34594 01 81.46711.6865	
	(35)		▲ 25353 01	
	(87)		21971 01	
	(53)			
	(42)			
(64)				
	(123)			
26.310, 26.320 FDC, FDRC, FDC/M, FDRC/M, FDLC, FNHLC, FVHLC	05.04 -	Vorlaufachse / Leading Axle	(71)	
26.310, 26.320 FVHL-KO	06.05 -	für Fahrzeuge mit gelenkter Vorlaufachse / For vehicles with hinged leading axle	(96)	
26.350, 26.360 FDC, FDRC, FDC/M, FDRC/M, FDLC, FDLRC, FNHLC	05.04 -	Achsausführung / Axle Version:LOL-08	(17)	
26.350, 26.360 FDS, FDS/M, FDLS, FDRS, FNHLS, FPHLS	05.04 -	Baumuster / Model:H42	(22)	
26.350, 26.360 FVHL-KO	06.05 -			
26.390, 26.400 FDC, FDRC, FDLRC, FDRC/M, FDLC, FNHLC, FVHLC	05.04 -			
26.390, 26.400 FDS, FDS/M, FDLS, FDLRS, FNHLS, FPHLS, FVHLS	05.04 -			
26.390, 26.400 FVHL-KO	06.05 -			
26.430, 26.440 FDC, FDRC, FDLC, FDLRC, FDLC/M, FNHLC, FVHLC	05.04 -			
26.430, 26.440 FDS, FDLS, FDRS, FDLRS, FNHLS, FPHLS, FVHLS	02.04 -			
26.430, 26.440 FVLH-KO	06.05 -			
26.480 FDC, FDC/M, FDLC, FDLRC, FDRC, FNHLC, FVHLC, FDLRC-WW	02.06 -			
26.480 FDS, FDLS, FDLRS, FNHLS, FPHLS, FVHLS	02.06 -			
26.480 FVHL-KO	02.06 -			






MAN

TGA 6x4 03.00 -

 5	Spurstangenkopf / Tie Rod End am Lenkzylinder / At steering cylinder Länge [mm] / Length [mm]:80 Innengewinde [mm] / Inner Thread [mm]:M30x1,5 mit Rechtsgewinde / with right-hand thread Konusmaß [mm] / Cone Size [mm]:30 mit Zubehör / With accessories	(8) (78) (53) (41) (118) (42) (123)	25165 01 81.95301.6238 
	26.310, 26.320 FDC, FDRC, FDC/M, FDRC/M, FDLC, FNHLC, FVHLC 05.04 - 26.310, 26.320 FDS, FDS/M, FDLS, FDRS, FDRS/M, FNHLS, FDLRS 05.04 - 26.350, 26.360 FDC, FDRC, FDC/M, FDRC/M, FDLC, FDLRC, FNHLC 05.04 - 26.350, 26.360 FDS, FDS/M, FDLS, FDRS, FNHLS, FPHLS 05.04 - 26.390, 26.400 FDC, FDRC, FDLRC, FDRC/M, FDLC, FNHLC, FVHLC 05.04 - 26.390, 26.400 FDS, FDS/M, FDLS, FDLRS, FNHLS, FPHLS, FVHLS 05.04 - 26.430, 26.440 FDC, FDRC, FDLC, FDLRC, FDLC/M, FNHLC, FVHLC 05.04 - 26.430, 26.440 FDS, FDS, FDRS, FDLRS, FNHLS, FPHLS, FVHLS 02.04 - 26.480 FDC, FDC/M, FDLC, FDLRC, FDRC, FNHLC, FVHLC, FDLRC-WW 02.06 - 26.480 FDS, FDLS, FDLRS, FNHLS, FPHLS, FVHLS 02.06 -	Schleppachse / trailing axle Baumuster / Model:H 35	(67) (22)
28.410 FANLK 28.360 FANLC 28.360 FANLK 28.480 FANLK 28.530 FANLC 28.410 FANLC 28.530 FANLK	07.06 - 07.06 - 07.06 - 07.06 - 07.06 - 07.06 -	Schleppachse / trailing axle	(67)
 5	Spurstangenkopf / Tie Rod End am Lenkzylinder / At steering cylinder Länge [mm] / Length [mm]:90 Innengewinde / Inner Thread Gewindemaß / Thread Size:M26x1,5 Konusmaß [mm] / Cone Size [mm]:30 mit Zubehör / With accessories	(8) (78) (53) (40) (37) (42) (123)	33771 01 82.95301.6016 
	26.310, 26.320 FDC, FDRC, FDC/M, FDRC/M, FDLC, FNHLC, FVHLC 05.04 - 26.310, 26.320 FDS, FDS/M, FDLS, FDRS, FDRS/M, FNHLS, FDLRS 05.04 - 26.350, 26.360 FDC, FDRC, FDC/M, FDRC/M, FDLC, FDLRC, FNHLC 05.04 - 26.350, 26.360 FDS, FDS/M, FDLS, FDRS, FNHLS, FPHLS 05.04 - 26.390, 26.400 FDC, FDRC, FDLRC, FDRC/M, FDLC, FNHLC, FVHLC 05.04 - 26.390, 26.400 FDS, FDS/M, FDLS, FDLRS, FNHLS, FPHLS, FVHLS 05.04 - 26.430, 26.440 FDC, FDRC, FDLC, FDLRC, FDLC/M, FNHLC, FVHLC 05.04 - 26.430, 26.440 FDS, FDLS, FDRS, FDLRS, FNHLS, FPHLS, FVHLS 02.04 - 26.480 FDC, FDC/M, FDLC, FDLRC, FDRC, FNHLC, FVHLC, FDLRC-WW 02.06 - 26.480 FDS, FDLS, FDLRS, FNHLS, FPHLS, FVHLS 02.06 -	am Lenkzylinder / At steering cylinder für Fahrzeuge mit gelenkter Nachlaufachse / For vehicles with hinged trailing axle Baumuster / Model:H 35	(78) (95) (22)






TGA		6x4	03.00 -
<div style="border: 1px solid black; padding: 2px; width: 20px; text-align: center; margin-bottom: 5px;">5</div> Spurstangenkopf / Tie Rod End am Lenkzylinder / At steering cylinder Länge [mm] / Length [mm]:75 Innengewinde / Inner Thread Gewindemaß / Thread Size:M26x1,5 Konusmaß [mm] / Cone Size [mm]:30 mit Zubehör / With accessories	(8) (78) (53) (40) (37) (42) (123)	33772 01 81.95301.6280 	
	26.310, 26.320 FDC, FDR, FDC/M, FDR/M, FDLC, FNHLC, FVHLC 05.04 - 26.310, 26.320 FDS, FDS/M, FDLS, FDRS, FDRS/M, FNHLS, FDLRS 05.04 - 26.350, 26.360 FDC, FDR, FDC/M, FDR/M, FDLC, FDLRC, FNHLC 05.04 - 26.350, 26.360 FDS, FDS/M, FDLS, FDRS, FNHLS, FPHLS 05.04 - 26.390, 26.400 FDC, FDR, FDLRC, FDR/M, FDLC, FNHLC, FVHLC 05.04 - 26.390, 26.400 FDS, FDS/M, FDLS, FDLRS, FNHLS, FPHLS, FVHLS 05.04 - 26.430, 26.440 FDC, FDR, FDLC, FDLRC, FDLC/M, FNHLC, FVHLC 05.04 - 26.430, 26.440 FDS, FDRS, FDLRS, FNHLS, FPHLS, FVHLS 02.04 - 26.480 FDC, FDC/M, FDLC, FDLRC, FDR, FNHLC, FVHLC, FDLRC-WW 02.06 - 26.480 FDS, FDLS, FDLRS, FNHLS, FPHLS, FVHLS 02.06 -	am Lenkzylinder / At steering cylinder für Fahrzeuge mit gelenkter Nachlaufachse / For vehicles with hinged trailing axle Baumuster / Model:H 35	
<div style="border: 1px solid black; padding: 2px; width: 20px; text-align: center; margin-bottom: 5px;">13</div> Stange/Strebe, Stabilisator / Link Stabiliser Koppelstange / Coupling Rod Länge [mm] / Length [mm]:450 Rohr-Ø [mm] / Pipe Ø [mm]:50 Bohrung-Ø [mm] / Bore Ø [mm]:22	(9) (43) (53) (64) (26)	34597 01 82.43718.5028 	
	28.410 FANLK 07.06 - 28.360 FANLC 07.06 - 28.360 FANLK 07.06 - 28.480 FANLK 07.06 - 28.530 FANLC 07.06 - 28.410 FANLC 07.06 - 28.530 FANLK 07.06 -	 Antriebsachse / Drive Shaft Achsausführung / Axle Version:HP-1352 Baumuster / Model:H81	



MAN

TGA 6x4 03.00 -

13	<p>Stange/Strebe, Stabilisator / Link Stabiliser Koppelstange / Coupling Rod Länge [mm] / Length [mm]:400 Rohr-Ø [mm] / Pipe Ø [mm]:50 Bohrung-Ø [mm] / Bore Ø [mm]:22</p>	(9) (43) (53) (64) (26)	<p>34598 01 81.43718.5133</p> 
	<ul style="list-style-type: none"> 26.310 FDC, FDLC, FDRC, FDLC/M, FDLRC 01.01 - 26.310 FDK, FDLK, FDRK 09.02 - 26.310 FDS, FDLS, FDLS/M, FDLRS 01.01 - 26.360 FDLs, FDLs/M, FDLRS, FDLRS/M, FDLRS-WW, FDRS 09.03 - 26.360 FDC, FDLC, FDLC/M, FDRC, FDLRC-WW 01.01 - 26.360 FDK, FDLK, FDRK, FDLRK 09.02 - 26.410 FDC, FDLC, FDLC/M, FDLC-WW; FDRC-WW, FDLRC-WW 01.01 - 26.410 FDK, FDRK, FDLK, FDLRK 09.01 - 26.410 FDS, FDLS, FDLS/M, FDLS-WW, FDRS-WW, FDLRS-WW 06.01 - 26.460 FDC, FDLC, FDLC/M, FDLC-WW, FDRC, FDLRC-WW 01.01 - 26.460 FDK, FDLK, FDLRK 01.01 - 26.460 FDS, FDLS, FDLS/M, FDLS-WW, FDRS-WW, FDLRS-WW 06.01 - 26.480 FDC, FDLC, FDRC, FDLC/M, FDLRC-WW 09.02 - 26.480 FDK, FDLK, FDLRK 09.02 - 26.480 FDS, FDLS, FDLS/M, FDLRS-WW, FDRS 09.02 - 26.510 FDC, FDC/M, FDRC, FDLC, FDLC/M, FDLRC 01.01 - 26.510 FDS, FDLS, FDLS/M, FDRS, FDLRS 01.01 - 26.530 FDC, FDLC, FDC/M, FDLRC 01.01 - 26.530 FDK, FDLK, FDLRK 09.02 - 26.530 FDS, FDLS, FDLS/M, FDLRS 01.01 - 33.360 FDC, FDC-WW, FDLC/M, FDRC-WW, FDLRC 10.00 - 33.360 FDK, FDK-WW, FDLK, FDRK-WW 01.01 - 33.360 FDS, FDS-WW, FDLS, FDLRS, FDRS-WW 10.00 - 33.410 FDC, FDC-WW, FDLC, FDLRC, FDRC-WW 10.00 - 33.410 FDK, FDK-WW, FDLK, FDRK-WW 10.00 - 33.410 FDS, FDS-WW, FDLS, FDLS/M, FDLRS, FDRS-WW 10.00 - 33.460 FDC, FDC-WW, FDLC, FDRC-WW 09.02 - 33.460 FDK, FDK-WW, FDLK, FDRK-WW 09.02 - 33.460 FDS, FDLS, FDLS/M; FDRS-WW 09.02 - 33.480 FDC, FDC-WW, FDLC, FDRC-WW 09.02 - 33.480 FDK, FDK-WW, FDLK, FDRK-WW 09.02 - 33.480 FDS, FDS-WW, FDLS, FDLS/M, FDRS-WW 09.02 - 33.510 FDC, FDC/M, FDLC 09.02 - 33.510 FDS, FDLS/M, FDLRS/M 09.02 - 33.530 FDLK 07.03 - 33.530 FDLS, FDLS/M, FDLRS 07.03 - 		<p> Antriebsachse / Drive Shaft (19) Achsausführung / Axle Version:HD9/H9 (17) Achslast [t] / Axle Load [t]:2x11,5 (18) Achslast [t] / Axle Load [t]:2x13 (18) Baumuster / Model:H29 (22)</p>
	<ul style="list-style-type: none"> 26.310, 26.320 FDC, FDRC, FDC/M, FDRC/M, FDLC, FNHLC, FVHLC 05.04 - 26.310, 26.320 FDK, FDLK 05.04 - 26.310, 26.320 FDS, FDS/M, FDLS, FDRS, FDRS/M, FNHLS, FDLRS 05.04 - 26.350, 26.360 FDC, FDRC, FDC/M, FDRC/M, FDLC, FDLRC, FNHLC 05.04 - 26.350, 26.360 FDK, FDLK, FDRK 05.04 - 26.350, 26.360 FDS, FDS/M, FDLS, FDRS, FNHLS, FPHLS 05.04 - 26.390, 26.400 FDC, FDRC, FDLRC, FDRC/M, FDLC, FNHLC, FVHLC 05.04 - 26.390, 26.400 FDK, FDLK 05.04 - 26.390, 26.400 FDS, FDS/M, FDLS, FDLRS, FNHLS, FPHLS, FVHLS 05.04 - 26.430, 26.440 FDC, FDRC, FDLC, FDLRC, FDLC/M, FNHLC, FVHLC 05.04 - 26.430, 26.440 FDK, FDLK 05.04 - 26.430, 26.440 FDS, FDLS, FDRS, FDLRS, FNHLS, FPHLS, FVHLS 02.04 - 26.480 FDC, FDC/M, FDLC, FDLRC, FDRC, FNHLC, FVHLC, FDLRC-WW 02.06 - 26.480 FDK, FDLK 02.06 - 26.480 FDS, FDLS, FDLRS, FNHLS, FPHLS, FVHLS 02.06 - 		<p> Antriebsachse / Drive Shaft (19) Achsausführung / Axle Version:HD9/H9 (17) Achslast [t] / Axle Load [t]:2x11,5 (18) Achslast [t] / Axle Load [t]:2x13 (18) Baumuster / Model:H30 (22)</p>

Pos




Ref.



MAN



TGA 6x6 03.00 -

6	<p>Spurstange / Rod Assembly Führungsstange / Guide Rod beidseitig verstellbar / Adjustable on both sides Länge [mm] / Length [mm]:1652 Konusmaß [mm] / Cone Size [mm]:30 Rohr-Ø [mm] / Pipe Ø [mm]:50 mit Zubehör / With accessories</p>	(7) (35) (85) (53) (42) (64) (123)	<p>11768 01 81.46711.6725 ▲ 11492 02 ▲ 11505 02</p> 
	26.310, 26.320 FDH-TM 06.05 - 26.310, 26.320 FDH, FDHC, FDHC/M 06.05 - 26.310, 26.320 FDHK 06.05 - 26.310, 26.320 FDHS, FDHS/M 06.05 - 26.350 FDHC, FDHC/M 04.05 - 26.350, 26.360 FDH-TM 05.04 - 26.350, 26.360 FDHK, FDHLK 05.04 - 26.350, 26.360 FDHS, FDHS/M, FDHLS 05.04 - 26.390, 26.400 FDHC, FDHC/M, FDHLC 06.05 - 26.390, 26.400 FDHK, FDHLK 06.05 - 26.390, 26.400 FDHS, FDHS/M, FDHLS 06.05 - 26.430, 26.440 FDH-TM 06.05 - 26.430, 26.440 FDHC, FDHC/M, FDHLC 06.05 - 26.430, 26.440 FDHK, FDHLK 06.05 - 26.430, 26.440 FDHS, FDHS/M, FDHLS 06.05 - 26.480 FDH-TM 02.06 - 26.480 FDHC, FDHC/M, FDHLC 02.06 - 26.480 FDHK, FDHLK 02.06 - 26.480 FDHS, FDHS/M, FDHLS 02.06 - 33.350, 33.360 FDAC, FDHC, FDHC/M 06.05 - 33.350, 33.360 FDAK, FDHK 06.05 - 33.350, 33.360 FDAS, FDHS, FDHS/M 06.05 - 33.390, 33.400 FDAC, FDHC, FDHC/M 06.05 - 33.390, 33.400 FDAK, FDHK 06.05 - 33.390, 33.400 FDAS, FDHS, FDHS/M 06.05 - 33.430, 33.440 FDAC, FDALC, FDHC, FDHC/M 06.05 - 33.430, 33.440 FDAK, FDALK, FDHK 06.05 - 33.430, 33.440 FDAS, FDALS, FDHS 06.05 - 33.480 FDAC, FDHC, FDHC/M 02.06 - 33.480 FDAK, FDHK 02.06 - 33.480 FDAS, FDHS 02.06 - 33.440 FDS, FDRS 06.05 -		<p>Antriebsachse / Drive Shaft (19) Achsausführung / Axle Version:VH-09-01 (17) Baumuster / Model:H47 (22) gerade Vorderachse / straight front axle (112)</p> <p>Achsausführung / Axle Version:VO-09- (17) Baumuster / Model:H66 HW2 (22) gerade Vorderachse / straight front axle (112)</p>



MAN

TGA 6x6 03.00 -

 6	<p>Spurstange / Rod Assembly Führungsstange / Guide Rod einseitig verstellbar / Adjustable on one side Länge [mm] / Length [mm]:1588 Konusmaß [mm] / Cone Size [mm]:30 Rohr-Ø [mm] / Pipe Ø [mm]:52 mit Zubehör / With accessories</p>	(7) (35) (87) (53) (42) (64) (123)	11770 01 81.46711.6736 11505 02 21971 01	
	26.360 FDAK, FDALK 02.02 - 26.410 FDAK, FDALK 02.02 - 26.410 FDAS, FDALS, FDARS 02.02 - 26.480 FDAC, FDALC, FDARC 09.02 - 26.480 FDAK, FDALK 09.02 - 26.480 FDAS, FDALS, FDARS 09.02 - 33.530 FDK, FDALK 09.02 - 26.530 FDAK, FDALK 09.02 -	Antriebsachse / Drive Shaft (19) Achsausführung / Axle Version:VP-09 (17) Baumuster / Model:H55 H72 (22)		
26.310 FDAC, FDARC 02.02 - 26.310 FDAK 02.02 - 26.310 FDAS, FDARS 02.02 - 26.360 FDAC, FDARC 02.02 - 26.360 FDAS, FDARS 02.02 - 26.410 FDAC, FDARC 02.02 - 33.480 FDAC, FDAC-WW, FDALC 09.02 - 33.530 FDS, FDALS 09.02 -	Antriebsachse / Drive Shaft (19) Achsausführung / Axle Version:VP-09 (17) Baumuster / Model:H55 (22)			
33.360 FDAC, FDARC, FDAC-WW 09.02 - 33.360 FDAK, FDAK-WW 09.02 - 33.360 FDAS, FDAS-WW 09.02 -	Antriebsachse / Drive Shaft (19) Achsausführung / Axle Version:VP-09 (17) Baumuster / Model:H54 H55 (22)			
33.410 FDAC, FDAC-WW, FDALC 09.02 - 33.410 FDAK, FDAK-WW, FDALK 09.02 - 33.410 FDAS, FDAS-WW, FDALS 09.02 - 33.480 FDAK, FDAK-WW, FDALK 09.02 - 33.480 FDAS, FDAS-WW, FDALS 09.02 -	Antriebsachse / Drive Shaft (19) Achsausführung / Axle Version:VP-09 (17) Baumuster / Model:H54 H55 H72 (22)			
33.350, 33.360 FDAC, FDHC, FDHC/M 06.05 - 33.350, 33.360 FDAK, FDHK 06.05 - 33.350, 33.360 FDAS, FDHS, FDHS/M 06.05 - 33.390, 33.400 FDAC, FDHC, FDHC/M 06.05 - 33.390, 33.400 FDAK, FDHK 06.05 - 33.390, 33.400 FDAS, FDHS, FDHS/M 06.05 - 33.430, 33.440 FDAC, FDALC, FDHC, FDHC/M 06.05 - 33.430, 33.440 FDAK, FDALK, FDHK 06.05 - 33.430, 33.440 FDAS, FDALS, FDHS 06.05 - 33.480 FDAC, FDHC, FDHC/M 02.06 - 33.480 FDAK, FDHK 02.06 - 33.480 FDAS, FDHS 02.06 -	Antriebsachse / Drive Shaft (19) Achsausführung / Axle Version:VP-09 (17) Baumuster / Model:H56 HW4 (22)			
33.460 FDAC-WW 09.02 - 33.460 FDAK-WW 09.02 - 33.460 FDAS-WW 09.02 -	Antriebsachse / Drive Shaft (19) Achsausführung / Axle Version:VP-09 (17) Baumuster / Model:H54 (22)			
40.410 FDAK-WW 04.04 - 40.410 FDAS-WW 04.04 - 40.460 FDAK-WW 04.04 - 40.460 FDAS-WW 04.04 - 40.480 FDAK-WW, 12816 ccm 04.04 -	Antriebsachse / Drive Shaft (19) Achsausführung / Axle Version:VP-09 (17) Baumuster / Model:H57 (22)			
40.390, 40.400 FDAK-WW 06.05 - 40.390, 40.400 FDAS-WW 06.05 - 40.480 FDAK-WW, 12412 ccm 06.05 - 40.480 FDAS-WW, 12412 ccm 06.05 - 40.480 FDAS-WW, 12816 ccm 04.04 - 40.430, 40.440 FDAK-WW 06.05 - 40.430, 40.440 FDAS-WW 06.05 -	Antriebsachse / Drive Shaft (19) Achsausführung / Axle Version:VP-09 (17) Baumuster / Model:H58 (22)			
26.530 FDAC, FDALC 07.06 - 26.530 FDAS, FDALS 07.06 -	Antriebsachse / Drive Shaft (19) Achsausführung / Axle Version:VP-09 (17) Baumuster / Model:H72 (22)			
33.440 FDC, FDAC 06.05 - 33.440 FDK, FDAK 06.05 - 33.440 FDS, FDAS 06.05 -	Antriebsachse / Drive Shaft (19) Achsausführung / Axle Version:VP-09 (17) Baumuster / Model:HW4 (22)			



MAN

TGA			6x6	03.00 -			
6	Spurstange / Rod Assembly Führungsstange / Guide Rod einseitig verstellbar / Adjustable on one side Länge [mm] / Length [mm]:1679 Konusmaß [mm] / Cone Size [mm]:30 Rohr-Ø [mm] / Pipe Ø [mm]:52 mit Zubehör / With accessories	(7)			25395 01 81.46711.6921 21440 01 21971 01		
			(35)				
			(87)				
			(53)				
			(42)				
			(64)				
			(123)				
	26.310, 26.320 FDH-TM 06.05 - 26.310, 26.320 FDH, FDHC, FDHC/M 06.05 - 26.310, 26.320 FDHK 06.05 - 26.310, 26.320 FDHS, FDHS/M 06.05 - 26.350 FDHC, FDHC/M 04.05 - 26.350, 26.360 FDH-TM 05.04 - 26.350, 26.360 FDHK, FDHLK 05.04 - 26.350, 26.360 FDHS, FDHS/M, FDHLS 05.04 - 26.390, 26.400 FDHC, FDHC/M, FDHLC 06.05 - 26.390, 26.400 FDHK, FDHLK 06.05 - 26.390, 26.400 FDHS, FDHS/M, FDHLS 06.05 - 26.430, 26.440 FDH-TM 06.05 - 26.430, 26.440 FDHC, FDHC/M, FDHLC 06.05 - 26.430, 26.440 FDHK, FDHLK 06.05 - 26.430, 26.440 FDHS, FDHS/M, FDHLS 06.05 - 26.480 FDH-TM 02.06 - 26.480 FDHC, FDHC/M, FDHLC 02.06 - 26.480 FDHK, FDHLK 02.06 - 26.480 FDHS, FDHS/M, FDHLS 02.06 - 33.350, 33.360 FDAC, FDHC, FDHC/M 06.05 - 33.350, 33.360 FDAK, FDHK 06.05 - 33.350, 33.360 FDAS, FDHS, FDHS/M 06.05 - 33.390, 33.400 FDAC, FDHC, FDHC/M 06.05 - 33.390, 33.400 FDAK, FDHK 06.05 - 33.390, 33.400 FDAS, FDHS, FDHS/M 06.05 - 33.430, 33.440 FDAC, FDALC, FDHC, FDHC/M 06.05 - 33.430, 33.440 FDAK, FDALK, FDHK 06.05 - 33.430, 33.440 FDAS, FDALS, FDHS 06.05 - 33.480 FDAC, FDHC, FDHC/M 02.06 - 33.480 FDAK, FDHK 02.06 - 33.480 FDAS, FDHS 02.06 -			Achsausführung / Axle Version:VHK-09-01 Scheibenbremse / Disc Brake Baumuster / Model:H47 gekröpfte Vorderachse / Dropped front axle	(17) (66) (22) (110)		







MAN

TGA 6x6 03.00 -

6	Spurstange / Rod Assembly Führungsstange / Guide Rod einseitig verstellbar / Adjustable on one side Länge [mm] / Length [mm]:1585 Konusmaß [mm] / Cone Size [mm]:30 Rohr-Ø [mm] / Pipe Ø [mm]:62 mit Zubehör / With accessories	(7) (35) (87) (53) (42) (64) (123)	26825 01 81.46711.6867	25353 01	
	26.310 FDAC, FDARC 02.02 - 26.310 FDAK 02.02 - 26.360 FDAC, FDARC 02.02 - 26.360 FDAK, FDALK 02.02 - 26.360 FDAS, FDARS 02.02 - 26.410 FDAC, FDARC 02.02 - 26.410 FDAK, FDALK 02.02 - 26.410 FDAS, FDALS, FDARS 02.02 - 26.480 FDAC, FDALC, FDARC 09.02 - 26.480 FDAK, FDALK 09.02 - 26.480 FDAS, FDALS, FDARS 09.02 - 33.480 FDAC, FDAC-WW, FDALC 09.02 - 33.530 FDK, FDALK 09.02 - 33.530 FDS, FDALS 09.02 - 26.530 FDAK, FDALK 09.02 -		Achsausführung / Axle Version:VP-09-11 07.2006-> (17) Baumuster / Model:H55 (22)		
	33.360 FDAC, FDARC, FDAC-WW 09.02 - 33.360 FDAK, FDAK-WW 09.02 - 33.360 FDAS, FDAS-WW 09.02 - 33.410 FDAC, FDAC-WW, FDALC 09.02 - 33.410 FDAK, FDAK-WW, FDALK 09.02 - 33.410 FDAS, FDAS-WW, FDALS 09.02 - 33.480 FDAK, FDAK-WW, FDALK 09.02 - 33.480 FDAS, FDAS-WW, FDALS 09.02 -		Achsausführung / Axle Version:VP-09-11 07.2006-> (17) Baumuster / Model:H55 (22)		
	33.360 FDAC, FDARC, FDAC-WW 09.02 - 33.360 FDAK, FDAK-WW 09.02 - 33.360 FDAS, FDAS-WW 09.02 - 33.410 FDAC, FDAC-WW, FDALC 09.02 - 33.410 FDAK, FDAK-WW, FDALK 09.02 - 33.410 FDAS, FDAS-WW, FDALS 09.02 - 33.480 FDAK, FDAK-WW, FDALK 09.02 - 33.480 FDAS, FDAS-WW, FDALS 09.02 -		Achsausführung / Axle Version:VP-09-06 IP=4,0 (17) Achsausführung / Axle Version:VP-09 (17) 07.2006-> (22) Baumuster / Model:H54 (22)		
	33.350, 33.360 FDAC, FDHC, FDHC/M 06.05 - 33.350, 33.360 FDAK, FDHK 06.05 - 33.350, 33.360 FDAS, FDHS, FDHS/M 06.05 - 33.390, 33.400 FDAC, FDHC, FDHC/M 06.05 - 33.390, 33.400 FDAK, FDHK 06.05 - 33.390, 33.400 FDAS, FDHS, FDHS/M 06.05 - 33.430, 33.440 FDAC, FDALC, FDHC, FDHC/M 06.05 - 33.430, 33.440 FDAK, FDALK, FDHK 06.05 - 33.430, 33.440 FDAS, FDALS, FDHS 06.05 - 33.480 FDAC, FDHC, FDHC/M 02.06 - 33.480 FDAK, FDHK 02.06 -		Achsausführung / Axle Version:VP-09 (17) Baumuster / Model:H56 HW4 (22)		
	33.480 FDAS, FDHS 02.06 - 33.440 FDC, FDAC 06.05 - 33.440 FDK, FDAK 06.05 - 33.440 FDS, FDAS 06.05 -		Achsausführung / Axle Version:VP-09 (17) Baumuster / Model:HW4 (22)		
	33.460 FDAC-WW 09.02 - 33.460 FDAK-WW 09.02 - 33.460 FDAS-WW 09.02 -		Achsausführung / Axle Version:VP-09-06 IP=4,0 (17) Achsausführung / Axle Version:VP-09 (17) 07.2006-> (17) Baumuster / Model:H54 (22)		














TGA 6x6 03.00 -

1	Lenkstange / Centre Rod Assembly Schubstange / Push Rod einseitig verstellbar / Adjustable on one side Länge [mm] / Length [mm]:1021 Rohr-Ø [mm] / Pipe Ø [mm]:52 Konusmaß [mm] / Cone Size [mm]:30 mit Zubehör / With accessories	(4) (68) (87) (53) (64) (42) (123)	30585 01 81.46611.6202 25353 01 21971 01 
TGA 40T, 6x6 06.03 - TGA 40T, 6x6 02.05 - 40.390, 40.400 FDAK-WW 06.05 - 40.390, 40.400 FDAS-WW 06.05 - 40.410 FDAK-WW 04.04 - 40.410 FDAS-WW 04.04 - 40.460 FDAK-WW 04.04 - 40.460 FDAS-WW 04.04 - 40.480 FDAK-WW, 12412 ccm 06.05 - 40.480 FDAS-WW, 12412 ccm 06.05 - 40.480 FDAK-WW, 12816 ccm 04.04 - 40.480 FDAS-WW, 12816 ccm 04.04 - 40.430, 40.440 FDAK-WW 06.05 - 40.430, 40.440 FDAS-WW 06.05 - 40.440 FDAK-WW 06.05 - 40.440 FDAS-WW 06.05 -			Lenkstockhebel zur 1. VA / Pitman Arm to 1st FA (48) Baumuster / Model:H57 (22)
1	Lenkstange / Centre Rod Assembly Schubstange / Push Rod einseitig verstellbar / Adjustable on one side Länge [mm] / Length [mm]:993 Konusmaß [mm] / Cone Size [mm]:30 Rohr-Ø [mm] / Pipe Ø [mm]:52 mit Zubehör / With accessories	(4) (68) (87) (53) (42) (64) (123)	30592 01 81.46611.6198 21971 01 25353 01 
26.310, 26.320 FDH-TM 06.05 - 26.310, 26.320 FDH, FDHC, FDHC/M 06.05 - 26.310, 26.320 FDHK 06.05 - 26.310, 26.320 FDHS, FDHS/M 06.05 - 26.350 FDHC, FDHC/M 04.05 - 26.350, 26.360 FDH-TM 05.04 - 26.350, 26.360 FDHK, FDHLK 05.04 - 26.350, 26.360 FDHS, FDHS/M, FDHLS 05.04 - 26.390, 26.400 FDHC, FDHC/M, FDHLC 06.05 - 26.390, 26.400 FDHK, FDHLK 06.05 - 26.390, 26.400 FDHS, FDHS/M, FDHLS 06.05 - 26.430, 26.440 FDH-TM 06.05 - 26.430, 26.440 FDHC, FDHC/M, FDHLC 06.05 - 26.430, 26.440 FDHK, FDHLK 06.05 - 26.430, 26.440 FDHS, FDHS/M, FDHLS 06.05 - 26.480 FDH-TM 02.06 - 26.480 FDHC, FDHC/M, FDHLC 02.06 - 26.480 FDHK, FDHLK 02.06 - 26.480 FDHS, FDHS/M, FDHLS 02.06 - 33.350, 33.360 FDAC, FDHC, FDHC/M 06.05 - 33.350, 33.360 FDAK, FDHK 06.05 - 33.350, 33.360 FDAS, FDHS, FDHS/M 06.05 - 33.390, 33.400 FDAC, FDHC, FDHC/M 06.05 - 33.390, 33.400 FDAK, FDHK 06.05 - 33.390, 33.400 FDAS, FDHS, FDHS/M 06.05 - 33.430, 33.440 FDAC, FDALC, FDHC, FDHC/M 06.05 - 33.430, 33.440 FDAK, FDALK, FDHK 06.05 - 33.430, 33.440 FDAS, FDALS, FDHS 06.05 - 33.480 FDAC, FDHC, FDHC/M 02.06 - 33.480 FDAK, FDHK 02.06 - 33.480 FDAS, FDHS 02.06 -			 Lenkstockhebel zur 1. VA / Pitman Arm to 1st FA (48) Baumuster / Model:H47 (22)
33.440 FDS, FDRS 06.05 -			 Lenkstockhebel zur 1. VA / Pitman Arm to 1st FA (48) Baumuster / Model:HW2 H66 HW8 HW9 (22)












MAN

TGA 6x6 03.00 -

 10	<p>Lenker, Radaufhängung / Track Control Arm Längslenker / Trailing Arm nicht verstellbar / Not adjustable Länge [mm] / Length [mm]:596 Rohr-Ø [mm] / Pipe Ø [mm]:48 Bohrung-Ø 1 / Bohrung-Ø 2 [mm] / Bore Ø 1 / Bore Ø 2 [mm]:19/19 Lochabstand 1/Lochabstand 2 / Hole Pitch 1/ Hole Pitch 2:130/130 Molekularlager / Molecular Bearing</p>	(3) (54) (136) (53) (64) (24) (50) (57)	<p>25041 01 81.43220.6196 © 30610 01</p> 
	26.360 FDAK, FDALK 02.02 - 26.410 FDAK, FDALK 02.02 - 26.410 FDAS, FDALS, FDARS 02.02 - 26.480 FDAC, FDALC, FDARC 09.02 - 26.480 FDAK, FDALK 09.02 - 26.480 FDAS, FDALS, FDARS 09.02 - 33.530 FDK, FDALK 09.02 - 26.530 FDAK, FDALK 09.02 -		 Antriebsachse / Drive Shaft (19) Achslast [t] / Axle Load [t]:2x11,5 (18) Achslast [t] / Axle Load [t]:2x13 (18) Baumuster / Model:H72 (22)
	26.360 FDAK, FDALK 02.02 - 26.410 FDAK, FDALK 02.02 - 26.410 FDAS, FDALS, FDARS 02.02 - 26.480 FDAC, FDALC, FDARC 09.02 - 26.480 FDAK, FDALK 09.02 - 26.480 FDAS, FDALS, FDARS 09.02 - 33.530 FDK, FDALK 09.02 - 26.530 FDAK, FDALK 09.02 -		 1.HA / 1st RA (12) 2.HA / 2nd RA (14) Baumuster / Model:H55 (22) mit Stabilisator an der Hinterachse / with stabilizer on the rear axle (120)
	26.310 FDAC, FDARC 02.02 - 26.310 FDAK 02.02 - 26.310 FDAS, FDARS 02.02 - 26.360 FDAC, FDARC 02.02 - 26.360 FDAS, FDARS 02.02 - 26.410 FDAC, FDARC 02.02 - 33.480 FDAC, FDAC-WW, FDALC 09.02 - 33.530 FDS, FDALS 09.02 -		 1.HA / 1st RA (12) 2.HA / 2nd RA (14) Baumuster / Model:H55 (22) mit Stabilisator an der Hinterachse / with stabilizer on the rear axle (120)
	33.360 FDAC, FDARC, FDAC-WW 09.02 - 33.360 FDAK, FDAK-WW 09.02 - 33.360 FDAS, FDAS-WW 09.02 -		 1.HA / 1st RA (12) 2.HA / 2nd RA (14) Baumuster / Model:H54 H55 (22) mit Stabilisator an der Hinterachse / with stabilizer on the rear axle (120)
	33.410 FDAC, FDAC-WW, FDALC 09.02 - 33.410 FDAK, FDAK-WW, FDALK 09.02 - 33.410 FDAS, FDAS-WW, FDALS 09.02 - 33.480 FDAK, FDAK-WW, FDALK 09.02 -		 Antriebsachse / Drive Shaft (19) Achslast [t] / Axle Load [t]:2x11,5 (18) Achslast [t] / Axle Load [t]:2x13 (18) Baumuster / Model:H72 (22)
	33.410 FDAC, FDAC-WW, FDALC 09.02 - 33.410 FDAK, FDAK-WW, FDALK 09.02 - 33.410 FDAS, FDAS-WW, FDALS 09.02 - 33.480 FDAK, FDAK-WW, FDALK 09.02 -		 1.HA / 1st RA (12) 2.HA / 2nd RA (14) Baumuster / Model:H54 H55 (22) mit Stabilisator an der Hinterachse / with stabilizer on the rear axle (120)
	33.480 FDAS, FDAS-WW, FDALS 09.02 - 33.460 FDAC-WW 09.02 - 33.460 FDAK-WW 09.02 - 33.460 FDAS-WW 09.02 -		 1.HA / 1st RA (12) 2.HA / 2nd RA (14) Baumuster / Model:H54 (22) mit Stabilisator an der Hinterachse / with stabilizer on the rear axle (120)
	26.310, 26.320 FDH-TM 06.05 - 26.310, 26.320 FDH, FDHC, FDHC/M 06.05 - 26.310, 26.320 FDHK 06.05 - 26.310, 26.320 FDHS, FDHS/M 06.05 - 26.350 FDHC, FDHC/M 04.05 - 26.350, 26.360 FDH-TM 05.04 - 26.350, 26.360 FDHK, FDHLK 05.04 - 26.350, 26.360 FDHS, FDHS/M, FDHLS 05.04 - 26.390, 26.400 FDHC, FDHC/M, FDHLC 06.05 - 26.390, 26.400 FDHK, FDHLK 06.05 - 26.390, 26.400 FDHS, FDHS/M, FDHLS 06.05 - 26.430, 26.440 FDH-TM 06.05 - 26.430, 26.440 FDHC, FDHC/M, FDHLC 06.05 - 26.430, 26.440 FDHK, FDHLK 06.05 - 26.430, 26.440 FDHS, FDHS/M, FDHLS 06.05 - 26.480 FDH-TM 02.06 - 26.480 FDHC, FDHC/M, FDHLC 02.06 - 26.480 FDHK, FDHLK 02.06 - 26.480 FDHS, FDHS/M, FDHLS 02.06 -		 1.HA / 1st RA (12) 2.HA / 2nd RA (14) Baumuster / Model:H47 (22) mit Stabilisator an der Hinterachse / with stabilizer on the rear axle (120)
	33.350, 33.360 FDAC, FDHC, FDHC/M 06.05 - 33.350, 33.360 FDAK, FDHK 06.05 - 33.350, 33.360 FDAS, FDHS, FDHS/M 06.05 - 33.390, 33.400 FDAC, FDHC, FDHC/M 06.05 - 33.390, 33.400 FDAK, FDHK 06.05 - 33.390, 33.400 FDAS, FDHS, FDHS/M 06.05 -		 Antriebsachse / Drive Shaft (19) Achsausführung / Axle Version:HD9/H9-16120 (17) Achslast [t] / Axle Load [t]:2x16 (18) Baumuster / Model:H56 (22) mit Stabilisator an der Hinterachse / with stabilizer on the rear axle (120)











TGA 6x6 03.00 -

 10	Lenker, Radaufhängung / Track Control Arm Längslenker / Trailing Arm nicht verstellbar / Not adjustable Länge [mm] / Length [mm]:596 Rohr-Ø [mm] / Pipe Ø [mm]:48 Bohrung-Ø 1 / Bohrung-Ø 2 [mm] / Bore Ø 1 / Bore Ø 2 [mm]:19/19 Lochabstand 1/Lochabstand 2 / Hole Pitch 1/ Hole Pitch 2:130/130 Molekularlager / Molecular Bearing	(3) (54) (136) (53) (64) (24) (50) (57)	25041 01 © 30610 01		81.43220.6196
	33.350, 33.360 FDAC, FDHC, FDHC/M 33.350, 33.360 FDAK, FDHK 33.350, 33.360 FDAS, FDHS, FDHS/M 33.390, 33.400 FDAC, FDHC, FDHC/M 33.390, 33.400 FDAK, FDHK 33.390, 33.400 FDAS, FDHS, FDHS/M	06.05 - 06.05 - 06.05 - 06.05 - 06.05 - 06.05 -		1.HA / 1st RA 2.HA / 2nd RA Baumuster / Model:H47 HW4 mit Stabilisator an der Hinterachse / with stabilizer on the rear axle	(12) (14) (22) (120)
	33.430, 33.440 FDAC, FDALC, FDHC, FDHC/M 33.430, 33.440 FDAK, FDALK, FDHK 33.430, 33.440 FDAS, FDALS, FDHS 33.480 FDAC, FDHC, FDHC/M 33.480 FDAK, FDHK 33.480 FDAS, FDHS	06.05 - 06.05 - 06.05 - 02.06 - 02.06 - 02.06 -		1.HA / 1st RA 2.HA / 2nd RA Baumuster / Model:H47 HW4 H82 mit Stabilisator an der Hinterachse / with stabilizer on the rear axle	(12) (14) (22) (120)
	33.430, 33.440 FDAC, FDALC, FDHC, FDHC/M 33.430, 33.440 FDAK, FDALK, FDHK 33.430, 33.440 FDAS, FDALS, FDHS 33.480 FDAC, FDHC, FDHC/M 33.480 FDAK, FDHK 33.480 FDAS, FDHS	06.05 - 06.05 - 06.05 - 02.06 - 02.06 - 02.06 -		Antriebsachse / Drive Shaft Achsausführung / Axle Version:HD9/H9-16120 Achslast [t] / Axle Load [t]:2x16 Baumuster / Model:H56 mit Stabilisator an der Hinterachse / with stabilizer on the rear axle	(19) (17) (18) (22) (120)
	40.410 FDAK-WW 40.410 FDAS-WW 40.460 FDAK-WW 40.460 FDAS-WW 40.480 FDAK-WW, 12816 ccm	04.04 - 04.04 - 04.04 - 04.04 - 04.04 -		1.HA / 1st RA 2.HA / 2nd RA Baumuster / Model:H57 mit Stabilisator an der Hinterachse / with stabilizer on the rear axle	(12) (14) (22) (120)
	26.530 FDAC, FDALC 26.530 FDAS, FDALS	07.06 - 07.06 -		Antriebsachse / Drive Shaft Achslast [t] / Axle Load [t]:2x11,5 Achslast [t] / Axle Load [t]:2x13 Baumuster / Model:H72	(19) (18) (18) (22)
	33.440 FDC, FDAC 33.440 FDK, FDAK 33.440 FDS, FDAS	06.05 - 06.05 - 06.05 -		1.HA / 1st RA 2.HA / 2nd RA Baumuster / Model:HW4 mit Stabilisator an der Hinterachse / with stabilizer on the rear axle	(12) (14) (22) (120)
	33.440 FDS, FDRS	06.05 -		Antriebsachse / Drive Shaft Achslast [t] / Axle Load [t]:2x13 Baumuster / Model:H66 HW2 mit Stabilisator an der Hinterachse / with stabilizer on the rear axle	(19) (18) (22) (120)









MAN

TGA 6x6 03.00 -

 8	Lenker, Radaufhängung / Track Control Arm Dreieckslenker (NKW) / A-Frame (CV) Dreieckslenker / A-Frame Länge [mm] / Length [mm]:627 Rohr-Ø [mm] / Pipe Ø [mm]:48 Bohrung-Ø 1 / Bohrung-Ø 2 [mm] / Bore Ø 1 / Bore Ø 2 [mm]:25/25/25 Lochabstand 1/Lochabstand 2 / Hole Pitch 1/ Hole Pitch 2:130/130/152 Molekularlager / Molecular Bearing	(3) (32) (31) (53) (64) (24) (50) (57)	26053 01 81.43270.6087 ® 25157 01	
	26.360 FDAK, FDALK 02.02 - 26.410 FDAK, FDALK 02.02 - 26.410 FDAS, FDALS, FDARS 02.02 - 26.480 FDAC, FDALC, FDARC 09.02 - 26.480 FDAK, FDALK 09.02 - 26.480 FDAS, FDALS, FDARS 09.02 - 33.530 FDK, FDALK 09.02 - 33.530 FDS, FDALS 09.02 -		Antriebsachse / Drive Shaft (19) Achsausführung / Axle Version:HP-1352 (17) Achsausführung / Axle Version:HPD-1382 (17) Achsausführung / Axle Version:HD9/H9-16120 (17) Baumuster / Model:H55 (22) mit Stabilisator an der Hinterachse / with stabilizer on the rear axle (120) Ausrichtung des Zentralgelenkes beachten! / Observe alignment of central link (20)	
26.360 FDAK, FDALK 02.02 - 26.410 FDAK, FDALK 02.02 - 26.410 FDAS, FDALS, FDARS 02.02 - 26.480 FDAC, FDALC, FDARC 09.02 - 26.480 FDAK, FDALK 09.02 - 26.480 FDAS, FDALS, FDARS 09.02 - 33.530 FDK, FDALK 09.02 - 33.530 FDS, FDALS 09.02 -		Antriebsachse / Drive Shaft (19) Achsausführung / Axle Version:HPD-1382 (17) Achsausführung / Axle Version:HP-1352 (17) Achslast [t] / Axle Load [t]:2x13 (18) Achslast [t] / Axle Load [t]:2x11,5 (18) Baumuster / Model:H72 (22) Ausrichtung des Zentralgelenkes beachten! / Observe alignment of central link (20)		
26.310 FDAC, FDARC 02.02 - 26.310 FDAK 02.02 - 26.310 FDAS, FDARS 02.02 - 26.360 FDAC, FDARC 02.02 - 26.360 FDAS, FDARS 02.02 - 26.410 FDAC, FDARC 02.02 - 33.480 FDAC, FDAC-WW, FDALC 09.02 - 26.530 FDAK, FDALK 09.02 -		Antriebsachse / Drive Shaft (19) Achsausführung / Axle Version:HP-1352 (17) Achsausführung / Axle Version:HPD-1382 (17) Achsausführung / Axle Version:HD9/H9-16120 (17) Baumuster / Model:H55 (22) mit Stabilisator an der Hinterachse / with stabilizer on the rear axle (120) Ausrichtung des Zentralgelenkes beachten! / Observe alignment of central link (20)		
33.360 FDAC, FDARC, FDAC-WW 09.02 - 33.360 FDAK, FDAK-WW 09.02 - 33.360 FDAS, FDAS-WW 09.02 -		Antriebsachse / Drive Shaft (19) Achsausführung / Axle Version:HP-1352 (17) Achsausführung / Axle Version:HPD-1382 (17) Achsausführung / Axle Version:HD9/H9-16120 (17) Baumuster / Model:H54 H55 (22) mit Stabilisator an der Hinterachse / with stabilizer on the rear axle (120) Ausrichtung des Zentralgelenkes beachten! / Observe alignment of central link (20)		
33.410 FDAC, FDAC-WW, FDALC 09.02 - 33.410 FDAK, FDAK-WW, FDALK 09.02 - 33.410 FDAS, FDAS-WW, FDALS 09.02 - 33.480 FDAK, FDAK-WW, FDALK 09.02 - 33.480 FDAS, FDAS-WW, FDALS 09.02 -		Antriebsachse / Drive Shaft (19) Achsausführung / Axle Version:HPD-1382 (17) Achsausführung / Axle Version:HP-1352 (17) Achslast [t] / Axle Load [t]:2x13 (18) Achslast [t] / Axle Load [t]:2x11,5 (18) Baumuster / Model:H72 (22) Ausrichtung des Zentralgelenkes beachten! / Observe alignment of central link (20)		
33.410 FDAC, FDAC-WW, FDALC 09.02 - 33.410 FDAK, FDAK-WW, FDALK 09.02 - 33.410 FDAS, FDAS-WW, FDALS 09.02 - 33.480 FDAK, FDAK-WW, FDALK 09.02 - 33.480 FDAS, FDAS-WW, FDALS 09.02 -		Antriebsachse / Drive Shaft (19) Achsausführung / Axle Version:HP-1352 (17) Achsausführung / Axle Version:HPD-1382 (17) Achsausführung / Axle Version:HD9/H9-16120 (17) Baumuster / Model:H54 H55 (22) mit Stabilisator an der Hinterachse / with stabilizer on the rear axle (120) Ausrichtung des Zentralgelenkes beachten! / Observe alignment of central link (20)		






TGA 6x6 03.00 -

8	Lenker, Radaufhängung / Track Control Arm Dreieckslenker (NKW) / A-Frame (CV) Dreieckslenker / A-Frame Länge [mm] / Length [mm]:627 Rohr-Ø [mm] / Pipe Ø [mm]:48 Bohrung-Ø 1 / Bohrung-Ø 2 [mm] / Bore Ø 1 / Bore Ø 2 [mm]:25/25/25 Lochabstand 1/Lochabstand 2 / Hole Pitch 1/ Hole Pitch 2:130/130/152 Molekularlager / Molecular Bearing	(3) (32) (31) (53) (64) (24) (50) (57)		26053 01 81.43270.6087 © 25157 01	
	26.310, 26.320 FDH-TM 06.05 - 26.310, 26.320 FDH, FDHC, FDHC/M 06.05 - 26.310, 26.320 FDHK 06.05 - 26.310, 26.320 FDHS, FDHS/M 06.05 - 26.350 FDHC, FDHC/M 04.05 - 26.350, 26.360 FDH-TM 05.04 - 26.350, 26.360 FDHK, FDHLK 05.04 - 26.350, 26.360 FDHS, FDHS/M, FDHLS 05.04 - 26.390, 26.400 FDHC, FDHC/M, FDHLC 06.05 - 26.390, 26.400 FDHK, FDHLK 06.05 - 26.390, 26.400 FDHS, FDHS/M, FDHLS 06.05 - 26.430, 26.440 FDH-TM 06.05 - 26.430, 26.440 FDHC, FDHC/M, FDHLC 06.05 - 26.430, 26.440 FDHK, FDHLK 06.05 - 26.430, 26.440 FDHS, FDHS/M, FDHLS 06.05 - 26.480 FDH-TM 02.06 - 26.480 FDHC, FDHC/M, FDHLC 02.06 - 26.480 FDHK, FDHLK 02.06 - 26.480 FDHS, FDHS/M, FDHLS 02.06 -			Antriebsachse / Drive Shaft (19) Achsausführung / Axle Version:HP-1352 (17) Achsausführung / Axle Version:HPD-1382 (17) Achsausführung / Axle Version:HP-1333 (17) Achsausführung / Axle Version:HPD-1353 (17) Achsausführung / Axle Version:HYP/HY (17) Baumuster / Model:H47 (22) mit Stabilisator an der Hinterachse / with stabilizer on the rear axle (120) Ausrichtung des Zentralgelenkes beachten! / Observe alignment of central link (20)	
	33.350, 33.360 FDAC, FDHC, FDHC/M 06.05 - 33.350, 33.360 FDAS, FDHS, FDHS/M 06.05 - 33.390, 33.400 FDAC, FDHC, FDHC/M 06.05 - 33.390, 33.400 FDAK, FDHK 06.05 - 33.390, 33.400 FDAS, FDHS, FDHS/M 06.05 - 33.430, 33.440 FDAC, FDALC, FDHC, FDHC/M 06.05 - 33.430, 33.440 FDAK, FDALK, FDHK 06.05 - 33.430, 33.440 FDAS, FDALS, FDHS 06.05 - 33.480 FDAC, FDHC, FDHC/M 02.06 - 33.480 FDAK, FDHK 02.06 - 33.480 FDAS, FDHS 02.06 -			Antriebsachse / Drive Shaft (19) Achsausführung / Axle Version:HP-1352 (17) Achsausführung / Axle Version:HPD-1382 (17) Achsausführung / Axle Version:HD9/H9-16120 (17) Baumuster / Model:H56 (22) mit Stabilisator an der Hinterachse / with stabilizer on the rear axle (120) Ausrichtung des Zentralgelenkes beachten! / Observe alignment of central link (20)	
	33.350, 33.360 FDAC, FDHC, FDHC/M 06.05 - 33.350, 33.360 FDAS, FDHS, FDHS/M 06.05 - 33.390, 33.400 FDAC, FDHC, FDHC/M 06.05 - 33.390, 33.400 FDAK, FDHK 06.05 - 33.390, 33.400 FDAS, FDHS, FDHS/M 06.05 - 33.430, 33.440 FDAC, FDALC, FDHC, FDHC/M 06.05 - 33.430, 33.440 FDAK, FDALK, FDHK 06.05 - 33.430, 33.440 FDAS, FDALS, FDHS 06.05 - 33.480 FDAC, FDHC, FDHC/M 02.06 - 33.480 FDAK, FDHK 02.06 - 33.480 FDAS, FDHS 02.06 -			Antriebsachse / Drive Shaft (19) Achsausführung / Axle Version:HP-1352 (17) Achsausführung / Axle Version:HPD-1382 (17) Achsausführung / Axle Version:HP-1333 (17) Achsausführung / Axle Version:HPD-1353 (17) Achsausführung / Axle Version:HYP/HY (17) Baumuster / Model:H47 (22) mit Stabilisator an der Hinterachse / with stabilizer on the rear axle (120) Ausrichtung des Zentralgelenkes beachten! / Observe alignment of central link (20)	
	33.460 FDAC-WW 09.02 - 33.460 FDAK-WW 09.02 - 33.460 FDAS-WW 09.02 -			Antriebsachse / Drive Shaft (19) Achsausführung / Axle Version:HP-1352 (17) Achsausführung / Axle Version:HPD-1382 (17) Achsausführung / Axle Version:HD9/H9-16120 (17) Baumuster / Model:H54 (22) mit Stabilisator an der Hinterachse / with stabilizer on the rear axle (120) Ausrichtung des Zentralgelenkes beachten! / Observe alignment of central link (20)	
	26.530 FDAC, FDALC 07.06 - 26.530 FDAS, FDALS 07.06 -			Antriebsachse / Drive Shaft (19) Achsausführung / Axle Version:HPD-1382 (17) Achsausführung / Axle Version:HP-1352 (17) Achslast [t] / Axle Load [t]:2x13 (18) Achslast [t] / Axle Load [t]:2x11,5 (18) Baumuster / Model:H72 (22) Ausrichtung des Zentralgelenkes beachten! / Observe alignment of central link (20)	






MAN

TGA 6x6 03.00 -

 8	Lenker, Radaufhängung / Track Control Arm (3)	27709 01 81.43270.6137	
	Dreieckslenker (NKW) / A-Frame (CV) (32) Länge [mm] / Length [mm]:627 (53) Lochabstand 1/Lochabstand 2 / Hole Pitch 1/ Hole Pitch (50) 2:152/130/130 Bohrung-Ø 1 / Bohrung-Ø 2 [mm] / Bore Ø 1 / Bore Ø 2 (24) [mm]:25/25/25 Rohr-Ø [mm] / Pipe Ø [mm]:48 (64) Molekularlager / Molecular Bearing (57)		© 25157 01
	26.310, 26.320 FDH-TM 06.05 - 26.310, 26.320 FDH, FDHC, FDHC/M 06.05 - 26.310, 26.320 FDHK 06.05 - 26.310, 26.320 FDHS, FDHS/M 06.05 - 26.350 FDHC, FDHC/M 04.05 - 26.350, 26.360 FDH-TM 05.04 - 26.350, 26.360 FDHK, FDHLK 05.04 - 26.350, 26.360 FDHS, FDHS/M, FDHLS 05.04 - 26.390, 26.400 FDHC, FDHC/M, FDHLC 06.05 - 26.390, 26.400 FDHK, FDHLK 06.05 - 26.390, 26.400 FDHS, FDHS/M, FDHLS 06.05 - 26.430, 26.440 FDH-TM 06.05 - 26.430, 26.440 FDHC, FDHC/M, FDHLC 06.05 - 26.430, 26.440 FDHK, FDHLK 06.05 - 26.430, 26.440 FDHS, FDHS/M, FDHLS 06.05 - 26.480 FDH-TM 02.06 - 26.480 FDHC, FDHC/M, FDHLC 02.06 - 26.480 FDHK, FDHLK 02.06 - 26.480 FDHS, FDHS/M, FDHLS 02.06 - 33.350, 33.360 FDAC, FDHC, FDHC/M 06.05 - 33.350, 33.360 FDAK, FDHK 06.05 - 33.350, 33.360 FDAS, FDHS, FDHS/M 06.05 - 33.390, 33.400 FDAC, FDHC, FDHC/M 06.05 - 33.390, 33.400 FDAK, FDHK 06.05 - 33.390, 33.400 FDAS, FDHS, FDHS/M 06.05 - 33.430, 33.440 FDAC, FDALC, FDHC, FDHC/M 06.05 - 33.430, 33.440 FDAK, FDALK, FDHK 06.05 - 33.430, 33.440 FDAS, FDALS, FDHS 06.05 - 33.480 FDAC, FDHC, FDHC/M 02.06 - 33.480 FDAK, FDHK 02.06 - 33.480 FDAS, FDHS 02.06 -		Antriebsachse / Drive Shaft (19) Achsausführung / Axle Version:HP-1352 (17) Achsausführung / Axle Version:HPD-1382 (17) Achsausführung / Axle Version:HP-1333 (17) Achsausführung / Axle Version:HPD-1353 (17) Baumuster / Model:H47 (22) Ausrichtung des Zentralgelenkes beachten! / Observe alignment of (20) central link






TGA		6x6	03.00 -		
 8	Lenker, Radaufhängung / Track Control Arm Dreieckslenker (NKW) / A-Frame (CV) Länge [mm] / Length [mm]:627 Rohr-Ø [mm] / Pipe Ø [mm]:58 Bohrung-Ø 1 / Bohrung-Ø 2 [mm] / Bore Ø 1 / Bore Ø 2 [mm]:25/25 Lochabstand 1/Lochabstand 2 / Hole Pitch 1/ Hole Pitch 2:130/130		(3) (32) (53) (64) (24) (50)	30416 01 81.43270.6117 © 25157 01 © 31139 01	
	26.310 FDAC, FDARC	02.02 -	Antriebsachse / Drive Shaft	(19)	
	26.310 FDAK	02.02 -	Baumuster / Model:H55	(22)	
	26.310 FDAS, FDARS	02.02 -	Achsausführung / Axle Version:HD9/H9-13/16120	(17)	
	26.360 FDAC, FDARC	02.02 -	Achsausführung / Axle Version:HP-1372-E00	(17)	
	26.360 FDAS, FDARS	02.02 -	Achsausführung / Axle Version:HPD-1372-E00	(17)	
	26.410 FDAC, FDARC	02.02 -	mit Parabelfeder / with parabolic spring	(117)	
	26.410 FDAK, FDALK	02.02 -	mit Stabilisator an der Hinterachse / with stabilizer on the rear axle	(120)	
26.410 FDAS, FDALS, FDARS	02.02 -				
26.480 FDAC, FDALC, FDARC	09.02 -				
26.480 FDAK, FDALK	09.02 -				
26.480 FDAS, FDALS, FDARS	09.02 -				
33.480 FDAC, FDAC-WW, FDALC	09.02 -				
26.530 FDAK, FDALK	09.02 -				
26.310 FDAC, FDARC	02.02 -	Antriebsachse / Drive Shaft	(19)		
26.310 FDAK	02.02 -	Baumuster / Model:H55	(22)		
26.310 FDAS, FDARS	02.02 -	Achsausführung / Axle Version:HP-13/1652	(17)		
26.360 FDAC, FDARC	02.02 -	Achsausführung / Axle Version:HPD-13/1682	(17)		
26.360 FDAS, FDARS	02.02 -	mit Trapezfeder / With trapezoid spring	(122)		
26.410 FDAC, FDARC	02.02 -	mit Stabilisator an der Hinterachse / with stabilizer on the rear axle	(120)		
26.410 FDAK, FDALK	02.02 -				
26.410 FDAS, FDALS, FDARS	02.02 -				
26.480 FDAC, FDALC, FDARC	09.02 -				
26.480 FDAK, FDALK	09.02 -				
26.480 FDAS, FDALS, FDARS	09.02 -				
33.480 FDAC, FDAC-WW, FDALC	09.02 -				
26.530 FDAK, FDALK	09.02 -				
33.360 FDAC, FDARC, FDAC-WW	09.02 -		(19)		
33.360 FDAK, FDAK-WW	09.02 -	Baumuster / Model:H54	(22)		
33.360 FDAS, FDAS-WW	09.02 -	Achsausführung / Axle Version:HPD-13/1682	(17)		
33.410 FDAC, FDAC-WW, FDALC	09.02 -	Achsausführung / Axle Version:HP-13/1652	(17)		
33.410 FDAK, FDAK-WW, FDALK	09.02 -	mit Stabilisator an der Hinterachse / with stabilizer on the rear axle	(120)		
33.410 FDAS, FDAS-WW, FDALS	09.02 -				
33.480 FDAK, FDAK-WW, FDALK	09.02 -				
33.480 FDAS, FDAS-WW, FDALS	09.02 -				
33.360 FDAC, FDARC, FDAC-WW	09.02 -	Antriebsachse / Drive Shaft	(19)		
33.360 FDAK, FDAK-WW	09.02 -	Baumuster / Model:H54 H55	(22)		
33.360 FDAS, FDAS-WW	09.02 -	Achsausführung / Axle Version:HPD-13/1682	(17)		
33.410 FDAC, FDAC-WW, FDALC	09.02 -	Achsausführung / Axle Version:HP-13/1652	(17)		
33.410 FDAK, FDAK-WW, FDALK	09.02 -	mit Trapezfeder / With trapezoid spring	(122)		
33.410 FDAS, FDAS-WW, FDALS	09.02 -	mit Stabilisator an der Hinterachse / with stabilizer on the rear axle	(120)		
33.480 FDAK, FDAK-WW, FDALK	09.02 -				
33.480 FDAS, FDAS-WW, FDALS	09.02 -				
33.360 FDAC, FDARC, FDAC-WW	09.02 -	Antriebsachse / Drive Shaft	(19)		
33.360 FDAK, FDAK-WW	09.02 -	Baumuster / Model:H54 H55	(22)		
33.360 FDAS, FDAS-WW	09.02 -	Achsausführung / Axle Version:HD9/H9-13/16120	(17)		
33.410 FDAC, FDAC-WW, FDALC	09.02 -	Achsausführung / Axle Version:HP-1372-E00	(17)		
33.410 FDAK, FDAK-WW, FDALK	09.02 -	Achsausführung / Axle Version:HPD-1372-E00	(17)		
33.410 FDAS, FDAS-WW, FDALS	09.02 -	mit Parabelfeder / with parabolic spring	(117)		
33.480 FDAK, FDAK-WW, FDALK	09.02 -	mit Stabilisator an der Hinterachse / with stabilizer on the rear axle	(120)		
33.480 FDAS, FDAS-WW, FDALS	09.02 -				
33.350, 33.360 FDAC, FDHC, FDHC/M	06.05 -	Antriebsachse / Drive Shaft	(19)		
33.350, 33.360 FDAK, FDHK	06.05 -	Baumuster / Model:H56	(22)		
33.350, 33.360 FDAS, FDHS, FDHS/M	06.05 -	Achsausführung / Axle Version:HP-1342-E00	(17)		
33.390, 33.400 FDAC, FDHC, FDHC/M	06.05 -	Achsausführung / Axle Version:HPD-1372-E00	(17)		
33.390, 33.400 FDAK, FDHK	06.05 -	mit Parabelfeder / with parabolic spring	(117)		
33.390, 33.400 FDAS, FDHS, FDHS/M	06.05 -	mit Stabilisator an der Hinterachse / with stabilizer on the rear axle	(120)		
33.430, 33.440 FDAC, FDALC, FDHC, FDHC/M	06.05 -				
33.430, 33.440 FDAK, FDALK, FDHK	06.05 -				
33.430, 33.440 FDAS, FDALS, FDHS	06.05 -				
33.480 FDAC, FDHC, FDHC/M	02.06 -				
33.480 FDAK, FDHK	02.06 -				
33.480 FDAS, FDHS	02.06 -				




MAN

TGA 6x6 03.00 -

 8	<p>Lenker, Radaufhängung / Track Control Arm Dreieckslenker (NKW) / A-Frame (CV) Länge [mm] / Length [mm]:627 Rohr-Ø [mm] / Pipe Ø [mm]:58 Bohrung-Ø 1 / Bohrung-Ø 2 [mm] / Bore Ø 1 / Bore Ø 2 [mm]:25/25 Lochabstand 1/Lochabstand 2 / Hole Pitch 1/ Hole Pitch 2:130/130</p>	<p>(3) (32) (53) (64) (24) (50)</p>	<p>30416 01 81.43270.6117 © 25157 01 © 31139 01</p> 
	<p>33.350, 33.360 FDAC, FDHC, FDHC/M 06.05 - 33.350, 33.360 FDAK, FDHK 06.05 - 33.350, 33.360 FDAS, FDHS, FDHS/M 06.05 - 33.390, 33.400 FDAC, FDHC, FDHC/M 06.05 - 33.390, 33.400 FDAK, FDHK 06.05 - 33.390, 33.400 FDAS, FDHS, FDHS/M 06.05 - 33.430, 33.440 FDAC, FDALC, FDHC, FDHC/M 06.05 - 33.430, 33.440 FDAK, FDALK, FDHK 06.05 - 33.430, 33.440 FDAS, FDALS, FDHS 06.05 - 33.480 FDAC, FDHC, FDHC/M 02.06 - 33.480 FDAK, FDHK 02.06 - 33.480 FDAS, FDHS 02.06 -</p>		<p>Antriebsachse / Drive Shaft (19) Baumuster / Model:H56 (22) Achsausführung / Axle Version:HP-13/1652 (17) Achsausführung / Axle Version:HPD-13/1682 (17) mit Trapezfeder / With trapezoid spring (122) mit Stabilisator an der Hinterachse / with stabilizer on the rear axle (120)</p>
	<p>33.460 FDAC-WW 09.02 - 33.460 FDAK-WW 09.02 - 33.460 FDAS-WW 09.02 -</p>		 <p>Antriebsachse / Drive Shaft (19) Baumuster / Model:H54 (22) Achsausführung / Axle Version:HPD-13/1682 (17) Achsausführung / Axle Version:HP-13/1652 (17) mit Stabilisator an der Hinterachse / with stabilizer on the rear axle (120)</p>
	<p>33.460 FDAC-WW 09.02 - 33.460 FDAK-WW 09.02 - 33.460 FDAS-WW 09.02 -</p>		<p>Antriebsachse / Drive Shaft (19) Baumuster / Model:H54 (22) Achsausführung / Axle Version:HD9/H9-13/16120 (17) Achsausführung / Axle Version:HP-1342-E00 (17) Achsausführung / Axle Version:HPD-1372-E00 (17) mit Parabelfeder / with parabolic spring (117) mit Stabilisator an der Hinterachse / with stabilizer on the rear axle (120)</p>
	<p>33.440 FDS, FDRS 06.05 -</p>		<p>Antriebsachse / Drive Shaft (19) Achsausführung / Axle Version:HP-1352 (17) Achsausführung / Axle Version:HPD-1382 (17) Baumuster / Model:H66 HW2 (22)</p>







TGA		6x6	03.00 -		
8	Lenker, Radaufhängung / Track Control Arm Dreieckslenker (NKW) / A-Frame (CV) Länge [mm] / Length [mm]:622 Rohr-Ø [mm] / Pipe Ø [mm]:60 Bohrung-Ø 1 / Bohrung-Ø 2 [mm] / Bore Ø 1 / Bore Ø 2 [mm]:24/24 Lochabstand 1/Lochabstand 2 / Hole Pitch 1/ Hole Pitch 2:130/130	(3)		30752 01	81.43270.6145
		(32)			
	TGA 26/33T 03.02 - 26.310 FDAC, FDARC 02.02 - 26.310 FDAK 02.02 - 26.310 FDAS, FDARS 02.02 - 26.360 FDAC, FDARC 02.02 - 26.360 FDAK, FDALK 02.02 - 26.360 FDAS, FDARS 02.02 - 26.410 FDAC, FDARC 02.02 - 26.410 FDAK, FDALK 02.02 - 26.410 FDAS, FDALS, FDARS 02.02 - 26.480 FDAC, FDALC, FDARC 09.02 - 26.480 FDAK, FDALK 09.02 - 26.480 FDAS, FDALS, FDARS 09.02 - 33.480 FDAC, FDAC-WW, FDALC 09.02 - 33.530 FDK, FDALK 09.02 - 33.530 FDS, FDALS 09.02 -			1.HA / 1st RA 2.HA / 2nd RA Baumuster / Model:H55	(12) (14) (22)
	33.360 FDAC, FDARC, FDAC-WW 09.02 - 33.360 FDAK, FDAK-WW 09.02 - 33.360 FDAS, FDAS-WW 09.02 - 33.410 FDAC, FDAC-WW, FDALC 09.02 - 33.410 FDAK, FDAK-WW, FDALK 09.02 - 33.410 FDAS, FDAS-WW, FDALS 09.02 - 33.480 FDAK, FDAK-WW, FDALK 09.02 - 33.480 FDAS, FDAS-WW, FDALS 09.02 -			1.HA / 1st RA 2.HA / 2nd RA Baumuster / Model:H54 H55	(12) (14) (22)
	33.350, 33.360 FDAC, FDHC, FDHC/M 06.05 - 33.350, 33.360 FDAK, FDHK 06.05 - 33.350, 33.360 FDAS, FDHS, FDHS/M 06.05 - 33.390, 33.400 FDAC, FDHC, FDHC/M 06.05 - 33.390, 33.400 FDAK, FDHK 06.05 - 33.390, 33.400 FDAS, FDHS, FDHS/M 06.05 - 33.430, 33.440 FDAC, FDALC, FDHC, FDHC/M 06.05 - 33.430, 33.440 FDAK, FDALK, FDHK 06.05 - 33.430, 33.440 FDAS, FDALS, FDHS 06.05 - 33.480 FDAC, FDHC, FDHC/M 02.06 - 33.480 FDAK, FDHK 02.06 - 33.480 FDAS, FDHS 02.06 -			1.HA / 1st RA 2.HA / 2nd RA Baumuster / Model:H56 HW4	(12) (14) (22)
	33.460 FDAC-WW 09.02 - 33.460 FDAK-WW 09.02 - 33.460 FDAS-WW 09.02 -			1.HA / 1st RA 2.HA / 2nd RA Baumuster / Model:H54	(12) (14) (22)
	TGA 40T, 6x6 06.03 - 40.410 FDAK-WW 04.04 - 40.410 FDAS-WW 04.04 - 40.460 FDAK-WW 04.04 - 40.460 FDAS-WW 04.04 - 40.480 FDAK-WW, 12816 ccm 04.04 -			1.HA / 1st RA 2.HA / 2nd RA Baumuster / Model:H57	(12) (14) (22)
	TGA 40T, 6x6 02.05 - 40.390, 40.400 FDAK-WW 06.05 - 40.390, 40.400 FDAS-WW 06.05 - 40.480 FDAK-WW, 12412 ccm 06.05 - 40.480 FDAS-WW, 12412 ccm 06.05 - 40.480 FDAS-WW, 12816 ccm 04.04 - 40.430, 40.440 FDAK-WW 06.05 - 40.430, 40.440 FDAS-WW 06.05 - 40.440 FDAK-WW 06.05 - 40.440 FDAS-WW 06.05 -			1.HA / 1st RA 2.HA / 2nd RA Baumuster / Model:H58	(12) (14) (22)
	33.440 FDC, FDAC 06.05 - 33.440 FDK, FDAK 06.05 - 33.440 FDS, FDAS 06.05 -			1.HA / 1st RA 2.HA / 2nd RA Baumuster / Model:HW4	(12) (14) (22)
	TGA 26/33T 05.03 -			1.HA / 1st RA 2.HA / 2nd RA Baumuster / Model:H56	(12) (14) (22)



















MAN

TGA 6x6 03.00 -



10	<p>Lenker, Radaufhängung / Track Control Arm Längslenker / Trailing Arm Länge [mm] / Length [mm]:585 Rohr-Ø [mm] / Pipe Ø [mm]:58 Bohrung-Ø 1 / Bohrung-Ø 2 [mm] / Bore Ø 1 / Bore Ø 2 [mm]:21 / 21 Lochabstand 1/Lochabstand 2 / Hole Pitch 1/ Hole Pitch 2:130/ 130 Molekularlager / Molecular Bearing</p>	(3) (54) (53) (64) (24) (50) (57)	<p>31936 01 82.43220.6008 © 21769 01</p> 																																																
	<table border="0"> <tr><td>33.350, 33.360 FDAC, FDHC, FDHC/M</td><td>06.05 -</td></tr> <tr><td>33.350, 33.360 FDAK, FDHK</td><td>06.05 -</td></tr> <tr><td>33.350, 33.360 FDAS, FDHS, FDHS/M</td><td>06.05 -</td></tr> <tr><td>33.390, 33.400 FDAC, FDHC, FDHC/M</td><td>06.05 -</td></tr> <tr><td>33.390, 33.400 FDAK, FDHK</td><td>06.05 -</td></tr> <tr><td>33.390, 33.400 FDAS, FDHS, FDHS/M</td><td>06.05 -</td></tr> <tr><td>33.430, 33.440 FDAC, FDALC, FDHC, FDHC/M</td><td>06.05 -</td></tr> <tr><td>33.430, 33.440 FDAK, FDALK, FDHK</td><td>06.05 -</td></tr> <tr><td>33.430, 33.440 FDAS, FDALS, FDHS</td><td>06.05 -</td></tr> <tr><td>33.480 FDAC, FDHC, FDHC/M</td><td>02.06 -</td></tr> <tr><td>33.480 FDAK, FDHK</td><td>02.06 -</td></tr> <tr><td>33.480 FDAS, FDHS</td><td>02.06 -</td></tr> <tr><td>33.440 FDC, FDAC</td><td>06.05 -</td></tr> <tr><td>33.440 FDK, FDAK</td><td>06.05 -</td></tr> <tr><td>33.440 FDS, FDAS</td><td>06.05 -</td></tr> <tr><td>40.390, 40.400 FDAK-WW</td><td>06.05 -</td></tr> <tr><td>40.390, 40.400 FDAS-WW</td><td>06.05 -</td></tr> <tr><td>40.480 FDAK-WW, 12412 ccm</td><td>06.05 -</td></tr> <tr><td>40.480 FDAS-WW, 12412 ccm</td><td>06.05 -</td></tr> <tr><td>40.480 FDAS-WW, 12816 ccm</td><td>04.04 -</td></tr> <tr><td>40.430, 40.440 FDAK-WW</td><td>06.05 -</td></tr> <tr><td>40.430, 40.440 FDAS-WW</td><td>06.05 -</td></tr> <tr><td>40.440 FDAK-WW</td><td>06.05 -</td></tr> <tr><td>40.440 FDAS-WW</td><td>06.05 -</td></tr> </table>	33.350, 33.360 FDAC, FDHC, FDHC/M	06.05 -	33.350, 33.360 FDAK, FDHK	06.05 -	33.350, 33.360 FDAS, FDHS, FDHS/M	06.05 -	33.390, 33.400 FDAC, FDHC, FDHC/M	06.05 -	33.390, 33.400 FDAK, FDHK	06.05 -	33.390, 33.400 FDAS, FDHS, FDHS/M	06.05 -	33.430, 33.440 FDAC, FDALC, FDHC, FDHC/M	06.05 -	33.430, 33.440 FDAK, FDALK, FDHK	06.05 -	33.430, 33.440 FDAS, FDALS, FDHS	06.05 -	33.480 FDAC, FDHC, FDHC/M	02.06 -	33.480 FDAK, FDHK	02.06 -	33.480 FDAS, FDHS	02.06 -	33.440 FDC, FDAC	06.05 -	33.440 FDK, FDAK	06.05 -	33.440 FDS, FDAS	06.05 -	40.390, 40.400 FDAK-WW	06.05 -	40.390, 40.400 FDAS-WW	06.05 -	40.480 FDAK-WW, 12412 ccm	06.05 -	40.480 FDAS-WW, 12412 ccm	06.05 -	40.480 FDAS-WW, 12816 ccm	04.04 -	40.430, 40.440 FDAK-WW	06.05 -	40.430, 40.440 FDAS-WW	06.05 -	40.440 FDAK-WW	06.05 -	40.440 FDAS-WW	06.05 -		<p> 1.HA / 1st RA (12) 2.HA / 2nd RA (14) Baumuster / Model:HW4 (22)</p> <p>1.HA / 1st RA (12) 2.HA / 2nd RA (14) Baumuster / Model:H58 (22)</p>
33.350, 33.360 FDAC, FDHC, FDHC/M	06.05 -																																																		
33.350, 33.360 FDAK, FDHK	06.05 -																																																		
33.350, 33.360 FDAS, FDHS, FDHS/M	06.05 -																																																		
33.390, 33.400 FDAC, FDHC, FDHC/M	06.05 -																																																		
33.390, 33.400 FDAK, FDHK	06.05 -																																																		
33.390, 33.400 FDAS, FDHS, FDHS/M	06.05 -																																																		
33.430, 33.440 FDAC, FDALC, FDHC, FDHC/M	06.05 -																																																		
33.430, 33.440 FDAK, FDALK, FDHK	06.05 -																																																		
33.430, 33.440 FDAS, FDALS, FDHS	06.05 -																																																		
33.480 FDAC, FDHC, FDHC/M	02.06 -																																																		
33.480 FDAK, FDHK	02.06 -																																																		
33.480 FDAS, FDHS	02.06 -																																																		
33.440 FDC, FDAC	06.05 -																																																		
33.440 FDK, FDAK	06.05 -																																																		
33.440 FDS, FDAS	06.05 -																																																		
40.390, 40.400 FDAK-WW	06.05 -																																																		
40.390, 40.400 FDAS-WW	06.05 -																																																		
40.480 FDAK-WW, 12412 ccm	06.05 -																																																		
40.480 FDAS-WW, 12412 ccm	06.05 -																																																		
40.480 FDAS-WW, 12816 ccm	04.04 -																																																		
40.430, 40.440 FDAK-WW	06.05 -																																																		
40.430, 40.440 FDAS-WW	06.05 -																																																		
40.440 FDAK-WW	06.05 -																																																		
40.440 FDAS-WW	06.05 -																																																		
13	<p>Stange/Strebe, Stabilisator / Link Stabiliser Koppelstange / Coupling Rod Länge [mm] / Length [mm]:450 Rohr-Ø [mm] / Pipe Ø [mm]:50 Bohrung-Ø [mm] / Bore Ø [mm]:22</p>	(9) (43) (53) (64) (26)	<p>34597 01 82.43718.5028</p>  <p> 1.HA / 1st RA (12) 2.HA / 2nd RA (14) Achsausführung / Axle Version:HP-1352 (17) Achsausführung / Axle Version:HPD-1382 (17) Baumuster / Model:H72 (22)</p>																																																
	<table border="0"> <tr><td>26.360 FDAK, FDALK</td><td>02.02 -</td></tr> <tr><td>26.410 FDAK, FDALK</td><td>02.02 -</td></tr> <tr><td>26.410 FDAS, FDALS, FDARS</td><td>02.02 -</td></tr> <tr><td>26.480 FDAC, FDALC, FDARC</td><td>09.02 -</td></tr> <tr><td>26.480 FDAK, FDALK</td><td>09.02 -</td></tr> <tr><td>26.480 FDAS, FDALS, FDARS</td><td>09.02 -</td></tr> <tr><td>33.410 FDAC, FDAC-WW, FDALC</td><td>09.02 -</td></tr> <tr><td>33.410 FDAK, FDAK-WW, FDALK</td><td>09.02 -</td></tr> <tr><td>33.410 FDAS, FDAS-WW, FDALS</td><td>09.02 -</td></tr> <tr><td>33.480 FDAC, FDAC-WW, FDALC</td><td>09.02 -</td></tr> <tr><td>33.480 FDAK, FDAK-WW, FDALK</td><td>09.02 -</td></tr> <tr><td>33.480 FDAS, FDAS-WW, FDALS</td><td>09.02 -</td></tr> <tr><td>33.530 FDK, FDALK</td><td>09.02 -</td></tr> <tr><td>33.530 FDS, FDALS</td><td>09.02 -</td></tr> <tr><td>26.530 FDAC, FDALC</td><td>07.06 -</td></tr> <tr><td>26.530 FDAK, FDALK</td><td>09.02 -</td></tr> <tr><td>26.530 FDAS, FDALS</td><td>07.06 -</td></tr> <tr><td>33.530 FDALC</td><td>09.02 -</td></tr> </table>	26.360 FDAK, FDALK	02.02 -	26.410 FDAK, FDALK	02.02 -	26.410 FDAS, FDALS, FDARS	02.02 -	26.480 FDAC, FDALC, FDARC	09.02 -	26.480 FDAK, FDALK	09.02 -	26.480 FDAS, FDALS, FDARS	09.02 -	33.410 FDAC, FDAC-WW, FDALC	09.02 -	33.410 FDAK, FDAK-WW, FDALK	09.02 -	33.410 FDAS, FDAS-WW, FDALS	09.02 -	33.480 FDAC, FDAC-WW, FDALC	09.02 -	33.480 FDAK, FDAK-WW, FDALK	09.02 -	33.480 FDAS, FDAS-WW, FDALS	09.02 -	33.530 FDK, FDALK	09.02 -	33.530 FDS, FDALS	09.02 -	26.530 FDAC, FDALC	07.06 -	26.530 FDAK, FDALK	09.02 -	26.530 FDAS, FDALS	07.06 -	33.530 FDALC	09.02 -														
26.360 FDAK, FDALK	02.02 -																																																		
26.410 FDAK, FDALK	02.02 -																																																		
26.410 FDAS, FDALS, FDARS	02.02 -																																																		
26.480 FDAC, FDALC, FDARC	09.02 -																																																		
26.480 FDAK, FDALK	09.02 -																																																		
26.480 FDAS, FDALS, FDARS	09.02 -																																																		
33.410 FDAC, FDAC-WW, FDALC	09.02 -																																																		
33.410 FDAK, FDAK-WW, FDALK	09.02 -																																																		
33.410 FDAS, FDAS-WW, FDALS	09.02 -																																																		
33.480 FDAC, FDAC-WW, FDALC	09.02 -																																																		
33.480 FDAK, FDAK-WW, FDALK	09.02 -																																																		
33.480 FDAS, FDAS-WW, FDALS	09.02 -																																																		
33.530 FDK, FDALK	09.02 -																																																		
33.530 FDS, FDALS	09.02 -																																																		
26.530 FDAC, FDALC	07.06 -																																																		
26.530 FDAK, FDALK	09.02 -																																																		
26.530 FDAS, FDALS	07.06 -																																																		
33.530 FDALC	09.02 -																																																		



TGA		8x2/4		03.00 -	
 6	Spurstange / Rod Assembly Führungsstange / Guide Rod einseitig verstellbar / Adjustable on one side Länge [mm] / Length [mm]:1679 Konusmaß [mm] / Cone Size [mm]:30 Rohr-Ø [mm] / Pipe Ø [mm]:52 mit Zubehör / With accessories	(7) (35) (87) (53) (42) (64) (123)		25395 01 81.46711.6921 ▲ 21440 01 21971 01	
	39.440 FVNLC 39.480 FVNLC	07.06 - 07.06 -	Baumuster / Model:H69 gekröpfte Vorderachse / Dropped front axle	(22) (110)	
 1	Lenkstange / Centre Rod Assembly Schubstange / Push Rod einseitig verstellbar / Adjustable on one side Länge [mm] / Length [mm]:993 Konusmaß [mm] / Cone Size [mm]:30 Rohr-Ø [mm] / Pipe Ø [mm]:52 mit Zubehör / With accessories	(4) (68) (87) (53) (42) (64) (123)		30592 01 81.46611.6198 21971 01 ▲ 25353 01	
	39.440 FVNLC 39.480 FVNLC	07.06 - 07.06 -	 Lenkstockhebel zur 1. VA / Pitman Arm to 1st FA Baumuster / Model:H69	(48) (22)	
 10	Lenker, Radaufhängung / Track Control Arm Längslenker / Trailing Arm nicht verstellbar / Not adjustable Länge [mm] / Length [mm]:572 Lochabstand 1/Lochabstand 2 / Hole Pitch 1/ Hole Pitch 2:130/130 Bohrung-Ø 1 / Bohrung-Ø 2 [mm] / Bore Ø 1 / Bore Ø 2 [mm]:19/19 Rohr-Ø [mm] / Pipe Ø [mm]:48 Molekularlager / Molecular Bearing	(3) (54) (136) (53) (50) (24) (64) (57)		25209 02 81.43220.6229 ® 23211 01	
	39.440 FVNLC 39.480 FVNLC	07.06 - 07.06 -	 Vorlaufachse / Leading Axle Antriebsachse / Drive Shaft Baumuster / Model:H69	(71) (19) (22)	
 8	Lenker, Radaufhängung / Track Control Arm Dreieckslenker / A-Frame Dreieckslenker (NKW) / A-Frame (CV) Länge [mm] / Length [mm]:627 Lochabstand 1/Lochabstand 2 / Hole Pitch 1/ Hole Pitch 2:130/130 Bohrung-Ø 1 / Bohrung-Ø 2 [mm] / Bore Ø 1 / Bore Ø 2 [mm]:23/23 Rohr-Ø [mm] / Pipe Ø [mm]:48	(3) (31) (32) (53) (50) (24) (64)		25210 01 81.43270.6096 ® 30588 01 ® 31139 01	
	39.440 FVNLC 39.480 FVNLC	07.06 - 07.06 -	 Antriebsachse / Drive Shaft Baumuster / Model:H69	(19) (22)	
 10	Lenker, Radaufhängung / Track Control Arm Längslenker / Trailing Arm Länge [mm] / Length [mm]:572 Bohrung-Ø 1 / Bohrung-Ø 2 [mm] / Bore Ø 1 / Bore Ø 2 [mm]:19/19 Lochabstand 1/Lochabstand 2 / Hole Pitch 1/ Hole Pitch 2:130/130 Rohr-Ø [mm] / Pipe Ø [mm]:52 Molekularlager / Molecular Bearing	(3) (54) (53) (24) (50) (64) (57)		28329 01 81.43220.6268 ® 23211 01	
	39.440 FVNLC 39.480 FVNLC	07.06 - 07.06 -	 Baumuster / Model:H69	(22)	
 8	Lenker, Radaufhängung / Track Control Arm Dreieckslenker (NKW) / A-Frame (CV) Länge [mm] / Length [mm]:713 Länge [mm] / Length [mm]:578,6 Rohr-Ø [mm] / Pipe Ø [mm]:48 Bohrung-Ø 1 / Bohrung-Ø 2 [mm] / Bore Ø 1 / Bore Ø 2 [mm]:25/23/23 Lochabstand 1/Lochabstand 2 / Hole Pitch 1/ Hole Pitch 2:130/130/130 Molekularlager / Molecular Bearing	(3) (32) (53) (53) (64) (24) (50) (57)		34368 01 81.43270.6102 ® 25157 01	
	39.440 FVNLC 39.480 FVNLC	07.06 - 07.06 -	Vorlaufachse / Leading Axle Baumuster / Model:H69	(71) (22)	












MAN

TGA		8x2/4		03.00 -		
 7	Spurstange / Rod Assembly Führungsstange / Guide Rod einseitig verstellbar / Adjustable on one side Länge [mm] / Length [mm]:1392 Konusmaß [mm] / Cone Size [mm]:30 Rohr-Ø [mm] / Pipe Ø [mm]:60 mit Zubehör / With accessories			(7) (35) (87) (53) (42) (64) (123)	34594 01 81.46711.6865 25353 01 21971 01	
	39.440 FVNLC 39.480 FVNLC	07.06 - 07.06 -	Vorlaufachse / Leading Axle für Fahrzeuge mit gelenkter Vorlaufachse / For vehicles with hinged leading axle Achsausführung / Axle Version:LOL-08 Baumuster / Model:H69		(71) (96) (17) (22)	












TGA 8x4/4 03.00 -

 6	Spurstange / Rod Assembly Führungsstange / Guide Rod beidseitig verstellbar / Adjustable on both sides Länge [mm] / Length [mm]:1652 Konusmaß [mm] / Cone Size [mm]:30 Rohr-Ø [mm] / Pipe Ø [mm]:50 mit Zubehör / With accessories	(7) (35) (85) (53) (42) (64) (123)	11768 01 81.46711.6725  11492 02 11505 02
	32.310 FFDC, FFDLC, FFDLRC 01.02 - 32.310 FFDK, FFDLK 01.02 - 32.360 FFDC, FFDLC, FFDLRC 01.02 - 32.360 FFDK, FFDLK 01.02 - 32.410 FFDC, FFDLC, FFDRC, FFDLRC 01.02 - 32.410 FFDK, FFDLK 01.02 - 32.460 FFDC, FFDLC, FFDLRC 01.02 - 32.460 FFDK, FFDLK 01.02 - 32.480 FFDC, FFDLC, FFDLRC 09.02 - 32.480 FFDK, FFDLK 09.02 - 35.310 FFDK, FFDLK 06.03 - 35.360 FFDC, FFDLC 10.03 - 35.360 FFDK, FFDLK 10.03 - 35.410 FFDC, FFDLC 10.03 - 35.410 FFDK, FFDLK 10.03 - 35.460 FFDC 10.03 - 35.460 FFDK 10.03 - 35.480 FFDC, FFDLC, 12816 ccm 10.03 - 35.480 FFDK, FFDLK 10.03 - 35.530 FFDK, FFDLK 04.04 - 35.530 FFDC, FFDLC 04.04 -	 Achsausführung / Axle Version:VO-09- Baumuster / Model:H36 H40 gerade Vorderachse / straight front axle	(17) (22) (112)
32.310 FFD-TM 01.02 - 35.310 FFDC, FFDLC 06.03 -	 Achsausführung / Axle Version:VO-09- Baumuster / Model:H36 gerade Vorderachse / straight front axle	(17) (22) (112)	
32.360 FFD-TM 01.02 - 32.410 FFD-TM 01.02 - 32.460 FFD-TM 01.02 - 32.480 FFD-TM 09.02 -	 Achsausführung / Axle Version:VO-09- Baumuster / Model:H36 H48 gerade Vorderachse / straight front axle	(17) (22) (112)	
41.360 FFDC, FFDC/M, FFDC/M-WW 01.03 -	 Achsausführung / Axle Version:VO-09- Baumuster / Model:H38 H46 HW3 gerade Vorderachse / straight front axle	(17) (22) (112)	
35.310, 35.320 FFDC, FFDLC 02.04 - 35.310, 35.320 FFDK, FFDLK 02.04 - 35.350, 35.360 FFDC, FFDRC, FFDLC 02.04 - 35.350, 35.360 FFDK, FFDRC, FFDLK 02.04 - 35.390, 35.400 FFDC, FFDRC, FFDLC 02.04 - 35.390, 35.400 FFDK, FFDRC, FFDLK 02.04 - 35.430, 35.440 FFDC, FFDRC, FFDLC 02.04 - 35.430, 35.440 FFDK, FFDRC, FFDLK 02.04 - 35.480 FFDC, FFDLC, 12412 ccm 02.04 - 35.480 FFDK 02.04 -	 Achsausführung / Axle Version:VO-09- Baumuster / Model:H37 H41 gerade Vorderachse / straight front axle	(17) (22) (112)	
35.310, 35.320 FFD-TM 02.04 - 35.350, 35.360 FFD-TM 02.04 - 35.390, 35.400 FFD-TM 02.04 - 35.430, 35.440 FFD-TM 02.04 - 35.480 FFD-TM 02.04 -	 Achsausführung / Axle Version:VO-09- Baumuster / Model:H37 gerade Vorderachse / straight front axle	(17) (22) (112)	
37.310, 37.320 FFDC 12.04 - 37.310, 37.320 FFDK 12.04 - 37.310, 37.320 FFD-TM 12.04 - 37.350, 37.360 FFDC 12.04 - 37.350, 37.360 FFDK 12.04 - 37.350, 37.360 FFD-TM 12.04 - 37.390, 37.400 FFDC 12.04 - 37.390, 37.400 FFDK 12.04 - 37.390, 37.400 FFD-TM 12.04 - 37.430, 37.440 FFDC 12.04 - 37.430, 37.440 FFDK 12.04 - 37.430, 37.440 FFD-TM 12.04 - 37.480 FFDC, 12412 ccm 02.06 - 37.480 FFDK, 12412 ccm 02.06 - 37.480 FFD-TM, 12412 ccm 02.06 - 41.430, 41.440 FFD-TM 12.04 -	 Achsausführung / Axle Version:VO-09- Baumuster / Model:H39 gerade Vorderachse / straight front axle	(17) (22) (112)	





MAN

TGA 8x4/4 03.00 -

 6	Spurstange / Rod Assembly Führungsstange / Guide Rod beidseitig verstellbar / Adjustable on both sides Länge [mm] / Length [mm]:1652 Konusmaß [mm] / Cone Size [mm]:30 Rohr-Ø [mm] / Pipe Ø [mm]:50 mit Zubehör / With accessories	(7) (35) (85) (53) (42) (64) (123)	11768 01 81.46711.6725  11492 02 11505 02
	41.350, 41.360 FFDC, FFDC/M, FFDRK 41.350, 41.360 FFDC, FDRK 41.390, 41.400 FFDC, FFDRK, FFDC/M 41.390, 41.400 FFDC, FFDRK 41.430, 41.440 FFDC, FFDRK, FFDC/M 41.430, 41.440 FFDC, FFDRK 41.480 FFDC, FFDRK, FFDC/M	12.04 - 12.04 - 12.04 - 12.04 - 12.04 - 12.04 - 02.06 -	 Achsausführung / Axle Version:VO-09- Baumuster / Model:H39 HW3 gerade Vorderachse / straight front axle
41.350, 41.360 FFD-TM 41.390, 41.400 FFD-TM 41.480 FFD-TM, 12412 ccm	12.04 - 12.04 - 02.06 -	 Achsausführung / Axle Version:VO-09- Baumuster / Model:H39 HW6 gerade Vorderachse / straight front axle	(17) (22) (112)
41.480 FFDC, FFDRK	02.06 -	 Achsausführung / Axle Version:VO-09- Baumuster / Model:H39 HW3 HW6 gerade Vorderachse / straight front axle	(17) (22) (112)
41.360 FFDC-WW 41.410 FFDC-WW 41.410 FFDC-WW 41.460 FFDC-WW 41.460 FFDC-WW 41.480 FFDC-WW 41.480 FFDC-WW	09.03 - 09.03 - 09.03 - 09.03 - 09.03 - 06.05 - 06.05 -	 Achsausführung / Axle Version:VO-09- Baumuster / Model:H46 gerade Vorderachse / straight front axle	(17) (22) (112)
41.440 FFD/M	12.04 -	 Achsausführung / Axle Version:VO-09- Baumuster / Model:HW6 gerade Vorderachse / straight front axle	(17) (22) (112)
41.440 FFDC, FFDRK	12.04 -	 Achsausführung / Axle Version:VO-09- Baumuster / Model:HW3 gerade Vorderachse / straight front axle	(17) (22) (112)
41.440 FFDC, FDRK	12.04 -	 Achsausführung / Axle Version:VO-09- Baumuster / Model:HW3 HW6 gerade Vorderachse / straight front axle	(17) (22) (112)





TGA		8x4/4	03.00 -		
 6	Spurstange / Rod Assembly		(7)		25395 01 81.46711.6921
	Führungsstange / Guide Rod		(35)		
	einseitig verstellbar / Adjustable on one side		(87)		21440 01
	Länge [mm] / Length [mm]:1679		(53)		21971 01
	Konusmaß [mm] / Cone Size [mm]:30		(42)		
	Rohr-Ø [mm] / Pipe Ø [mm]:52		(64)		
	mit Zubehör / With accessories		(123)		
	41.660 FVDS, FVDLS	09.02 -		Achsausführung / Axle Version:VOK-08 (17)	
				Achsausführung / Axle Version:VOK-09 (17)	
				Scheibenbremse / Disc Brake (66)	
				Baumuster / Model:H95 (22)	
				gekröpfte Vorderachse / Dropped front axle (110)	
	32.310 FFDC, FFDLC, FFDLRC	01.02 -		Achsausführung / Axle Version:VOK-08 (17)	
	32.310 FFDK, FFDLK	01.02 -		Achsausführung / Axle Version:VOK-09 (17)	
	32.360 FFDC, FFDLC, FFDLRC	01.02 -		Scheibenbremse / Disc Brake (66)	
	32.360 FFDK, FFDLK	01.02 -		Baumuster / Model:H36 H40 (22)	
	32.410 FFDC, FFDLC, FFDRC, FFDLRC	01.02 -		gekröpfte Vorderachse / Dropped front axle (110)	
	32.410 FFDK, FFDLK	01.02 -			
	32.460 FFDC, FFDLC, FFDLRC	01.02 -			
	32.460 FFDK, FFDLK	01.02 -			
32.480 FFDC, FFDLC, FFDLRC	09.02 -				
32.480 FFDK, FFDLK	09.02 -				
35.310 FFDK, FFDLK	06.03 -				
35.360 FFDC, FFDLC	10.03 -				
35.360 FFDK, FFDLK	10.03 -				
35.410 FFDC, FFDLC	10.03 -				
35.410 FFDK, FFDLK	10.03 -				
35.460 FFDC	10.03 -				
35.460 FFDK	10.03 -				
35.480 FFDC, FFDLC, 12816 ccm	10.03 -				
35.480 FFDK, FFDLK	10.03 -				
35.530 FFDK, FFDLK	04.04 -				
35.530 FFDC, FFDLC	04.04 -				
32.310 FFD-TM	01.02 -		Achsausführung / Axle Version:VOK-08 (17)		
35.310 FFDC, FFDLC	06.03 -		Achsausführung / Axle Version:VOK-09 (17)		
			Scheibenbremse / Disc Brake (66)		
			Baumuster / Model:H36 (22)		
			gekröpfte Vorderachse / Dropped front axle (110)		
32.360 FFD-TM	01.02 -		Achsausführung / Axle Version:VOK-08 (17)		
32.410 FFD-TM	01.02 -		Achsausführung / Axle Version:VOK-09 (17)		
32.460 FFD-TM	01.02 -		Scheibenbremse / Disc Brake (66)		
32.480 FFD-TM	09.02 -		Baumuster / Model:H36 H48 (22)		
			gekröpfte Vorderachse / Dropped front axle (110)		
41.360 FFDC, FFDC/M, FFDC/M-WW	01.03 -		Achsausführung / Axle Version:VOK-08 (17)		
			Achsausführung / Axle Version:VOK-09 (17)		
			Scheibenbremse / Disc Brake (66)		
			Baumuster / Model:H38 H46 HW3 (22)		
			gekröpfte Vorderachse / Dropped front axle (110)		
41.530 FVDS, FVDLS	09.02 -		Achsausführung / Axle Version:VOK-08 (17)		
			Achsausführung / Axle Version:VOK-09 (17)		
			Scheibenbremse / Disc Brake (66)		
			Baumuster / Model:H94 (22)		
			gekröpfte Vorderachse / Dropped front axle (110)		
35.310, 35.320 FFDC, FFDLC	02.04 -		Achsausführung / Axle Version:VOK-08 (17)		
35.310, 35.320 FFDK, FFDLK	02.04 -		Achsausführung / Axle Version:VOK-09 (17)		
35.350, 35.360 FFDC, FFDRC, FFDLC	02.04 -		Scheibenbremse / Disc Brake (66)		
35.350, 35.360 FFDK, FFDRC, FFDLK	02.04 -		Baumuster / Model:H37 H41 (22)		
35.390, 35.400 FFDC, FFDRC, FFDLC	02.04 -		gekröpfte Vorderachse / Dropped front axle (110)		
35.390, 35.400 FFDK, FFDRC, FFDLK	02.04 -				
35.430, 35.440 FFDC, FFDRC, FFDLC	02.04 -				
35.430, 35.440 FFDK, FFDRC, FFDLK	02.04 -				
35.480 FFDC, FFDLC, 12412 ccm	02.04 -				
35.480 FFDK	02.04 -				
35.310, 35.320 FFD-TM	02.04 -		Achsausführung / Axle Version:VOK-08 (17)		
35.350, 35.360 FFD-TM	02.04 -		Achsausführung / Axle Version:VOK-09 (17)		
35.390, 35.400 FFD-TM	02.04 -		Scheibenbremse / Disc Brake (66)		
35.430, 35.440 FFD-TM	02.04 -		Baumuster / Model:H37 (22)		
35.480 FFD-TM	02.04 -		gekröpfte Vorderachse / Dropped front axle (110)		




MAN

TGA 8x4/4 03.00 -

 6	Spurstange / Rod Assembly Führungsstange / Guide Rod einseitig verstellbar / Adjustable on one side Länge [mm] / Length [mm]:1679 Konusmaß [mm] / Cone Size [mm]:30 Rohr-Ø [mm] / Pipe Ø [mm]:52 mit Zubehör / With accessories	(7) (35) (87) (53) (42) (64) (123)	25395 01 81.46711.6921 21440 01 21971 01	
	37.310, 37.320 FFDC 12.04 - 37.310, 37.320 FFDK 12.04 - 37.310, 37.320 FFD-TM 12.04 - 37.350, 37.360 FFDC 12.04 - 37.350, 37.360 FFDK 12.04 - 37.350, 37.360 FFD-TM 12.04 - 37.390, 37.400 FFDC 12.04 - 37.390, 37.400 FFDK 12.04 - 37.390, 37.400 FFD-TM 12.04 - 37.430, 37.440 FFDC 12.04 - 37.430, 37.440 FFDK 12.04 - 37.430, 37.440 FFD-TM 12.04 - 37.480 FFDC, 12412 ccm 02.06 - 37.480 FFDK, 12412 ccm 02.06 - 37.480 FFD-TM, 12412 ccm 02.06 - 41.430, 41.440 FFD-TM 12.04 -	Achsausführung / Axle Version:VOK-08 (17) Achsausführung / Axle Version:VOK-09 (17) Scheibenbremse / Disc Brake (66) Baumuster / Model:H39 (22) gekrüpfte Vorderachse / Dropped front axle (110)		
41.350, 41.360 FFDC, FFDC/M, FFDRK 41.350, 41.360 FFDK, FDRK 41.390, 41.400 FFDC, FFDRK, FFDC/M 41.390, 41.400 FFDK, FFDRK 41.430, 41.440 FFDC, FFDRK, FFDC/M 41.430, 41.440 FFDK, FFDRK 41.480 FFDC, FFDRK, FFDC/M 41.440 FFDC, FFDRK	12.04 - 12.04 - 12.04 - 12.04 - 12.04 - 12.04 - 12.04 - 12.04 -	Achsausführung / Axle Version:VOK-08 (17) Achsausführung / Axle Version:VOK-09 (17) Scheibenbremse / Disc Brake (66) Baumuster / Model:H39 HW3 (22) gekrüpfte Vorderachse / Dropped front axle (110)		
41.350, 41.360 FFD-TM 41.390, 41.400 FFD-TM 41.480 FFD-TM, 12412 ccm	12.04 - 12.04 - 02.06 -	Achsausführung / Axle Version:VOK-08 (17) Achsausführung / Axle Version:VOK-09 (17) Scheibenbremse / Disc Brake (66) Baumuster / Model:H39 HW6 (22) gekrüpfte Vorderachse / Dropped front axle (110)		
41.480 FFDK, FFDRK 41.440 FFDK, FDRK	02.06 - 12.04 -	Achsausführung / Axle Version:VOK-08 (17) Achsausführung / Axle Version:VOK-09 (17) Scheibenbremse / Disc Brake (66) Baumuster / Model:H39 HW3 HW6 (22) gekrüpfte Vorderachse / Dropped front axle (110)		
32.350, 32.360 FFDRK 32.350, 32.360 FFD-TM, FFDR-TM 32.390, 32.400 FFDRK 32.390, 32.400 FFD-TM, FFDR-TM 32.430, 32.440 FFDRK 32.430, 32.440 FFD-TM, FFDR-TM 32.480 FFDRK 32.480 FFD-TM, FFDR-TM 41.440 FFD/M	05.04 - 02.04 - 05.04 - 05.04 - 05.04 - 05.04 - 02.06 - 02.06 - 12.04 -	Achsausführung / Axle Version:VOK-08 (17) Scheibenbremse / Disc Brake (66) Baumuster / Model:H49 (22) gekrüpfte Vorderachse / Dropped front axle (110)		
		Achsausführung / Axle Version:VOK-08 (17) Achsausführung / Axle Version:VOK-09 (17) Scheibenbremse / Disc Brake (66) Baumuster / Model:HW6 (22) gekrüpfte Vorderachse / Dropped front axle (110)		





TGA 8x4/4 03.00 -

3	Lenkstange / Centre Rod Assembly Schubstange / Push Rod nicht verstellbar / Not adjustable Länge [mm] / Length [mm]:1800 Konusmaß [mm] / Cone Size [mm]:30 Rohr-Ø [mm] / Pipe Ø [mm]:62 mit Zubehör / With accessories	(4) (68) (136) (53) (42) (64) (123)	28328 01 81.46611.6161 
	32.310 FFDC, FFDLC, FFDLRC 01.02 - 32.310 FFDK, FFDLK 01.02 - 32.360 FFDC, FFDLC, FFDLRC 01.02 - 32.360 FFDK, FFDLK 01.02 - 32.410 FFDC, FFDLC, FFDRC, FFDLRC 01.02 - 32.410 FFDK, FFDLK 01.02 - 32.460 FFDC, FFDLC, FFDLRC 01.02 - 32.480 FFDC, FFDLC, FFDLRC 09.02 - 32.480 FFDK, FFDLK 09.02 - 35.310 FFDK, FFDLK 06.03 - 35.360 FFDC, FFDLC 10.03 - 35.360 FFDK, FFDLK 10.03 - 35.410 FFDK, FFDLK 10.03 - 35.460 FFDC 10.03 - 35.460 FFDK 10.03 - 35.480 FFDC, FFDLC, 12816 ccm 10.03 - 35.480 FFDK, FFDLK 10.03 - 35.530 FFDK, FFDLK 04.04 - 35.530 FFDC, FFDLC 04.04 -		(LHD) am Lenkhebel / At steering lever (77) am Zwischenhebel / At the intermediate lever (80) Baumuster / Model:H36 H40 (22) Lenkung ZF 8099 / steering gear ZF 8099 (49)
	32.310 FFD-TM 01.02 - 32.460 FFDK, FFDLK 01.02 - 35.310 FFDC, FFDLC 06.03 - 35.410 FFDC, FFDLC 10.03 -		(LHD) am Lenkhebel / At steering lever (77) am Zwischenhebel / At the intermediate lever (80) Baumuster / Model:H36 (22) Lenkung ZF 8099 / steering gear ZF 8099 (49)
	32.360 FFD-TM 01.02 - 32.410 FFD-TM 01.02 - 32.460 FFD-TM 01.02 - 32.480 FFD-TM 09.02 -		(LHD) am Lenkhebel / At steering lever (77) am Zwischenhebel / At the intermediate lever (80) Baumuster / Model:H36 (22) Lenkung ZF 8099 / steering gear ZF 8099 (49)
	32.360 FFD-TM 01.02 - 32.410 FFD-TM 01.02 - 32.460 FFD-TM 01.02 - 32.480 FFD-TM 09.02 -		(LHD) am Lenkhebel / At steering lever (77) am Zwischenhebel / At the intermediate lever (80) Baumuster / Model:H48 (22) Achslast [t] / Axle Load [t]:>8,2 (18) Lenkung ZF 8099 / steering gear ZF 8099 (49)
	41.360 FFDC, FFDC/M, FFDC/M-WW 01.03 -		(LHD) am Lenkhebel / At steering lever (77) am Zwischenhebel / At the intermediate lever (80) Baumuster / Model:H46 H38 (22) Lenkung ZF 8099 / steering gear ZF 8099 (49)
	41.360 FFDC, FFDC/M, FFDC/M-WW 01.03 -		(LHD) am Lenkhebel / At steering lever (77) am Zwischenhebel / At the intermediate lever (80) für Lenkgetriebe-ID / For steering gear ID:ZF 8099 (101) Baumuster / Model:HW3 (22)
	35.310, 35.320 FFDC, FFDLC 02.04 - 35.310, 35.320 FFDK, FFDLK 02.04 - 35.350, 35.360 FFDC, FFDRC, FFDLC 02.04 - 35.350, 35.360 FFDK, FFDRC, FFDLK 02.04 - 35.390, 35.400 FFDK, FFDRC, FFDLK 02.04 - 35.430, 35.440 FFDC, FFDRC, FFDLC 02.04 - 35.430, 35.440 FFDK, FFDRC, FFDLK 02.04 - 35.480 FFDC, FFDLC, 12412 ccm 02.04 - 35.480 FFDK 02.04 -		(LHD) am Lenkhebel / At steering lever (77) am Zwischenhebel / At the intermediate lever (80) Baumuster / Model:H37 H41 (22) Lenkung ZF 8099 / steering gear ZF 8099 (49)
	35.310, 35.320 FFD-TM 02.04 - 35.350, 35.360 FFD-TM 02.04 - 35.390, 35.400 FFD-TM 02.04 - 35.430, 35.440 FFD-TM 02.04 - 35.480 FFD-TM 02.04 -		(LHD) am Lenkhebel / At steering lever (77) am Zwischenhebel / At the intermediate lever (80) Baumuster / Model:H37 (22) Lenkung ZF 8099 / steering gear ZF 8099 (49)
	35.390, 35.400 FFDC, FFDRC, FFDLC 02.04 -		(LHD) am Lenkhebel / At steering lever (77) am Zwischenhebel / At the intermediate lever (80) Baumuster / Model:H37 H41 (22) Lenkung ZF 8099 / steering gear ZF 8099 (49)



MAN

TGA 8x4/4 03.00 -

 3	Lenkstange / Centre Rod Assembly Schubstange / Push Rod nicht verstellbar / Not adjustable Länge [mm] / Length [mm]:1800 Konusmaß [mm] / Cone Size [mm]:30 Rohr-Ø [mm] / Pipe Ø [mm]:62 mit Zubehör / With accessories	(4) (68) (136) (53) (42) (64) (123)	<p style="text-align: right;">28328 01 81.46611.6161</p> 
35.390, 35.400 FFDC, FFDCR, FFDCM 02.04 -			LHD am Lenkhebel / At steering lever (77) am Zwischenhebel / At the intermediate lever (80) für Lenkgetriebe-ID / For steering gear ID:ZF 8099 (101) Baumuster / Model:HW3 (22)
37.310, 37.320 FFDC 12.04 - 37.310, 37.320 FFDC 12.04 - 37.310, 37.320 FFD-TM 12.04 - 37.350, 37.360 FFDC 12.04 - 37.350, 37.360 FFDC 12.04 - 37.350, 37.360 FFD-TM 12.04 - 37.390, 37.400 FFDC 12.04 - 37.390, 37.400 FFDC 12.04 - 37.390, 37.400 FFD-TM 12.04 - 37.430, 37.440 FFDC 12.04 - 37.430, 37.440 FFDC 12.04 - 37.430, 37.440 FFD-TM 12.04 - 37.480 FFDC, 12412 ccm 02.06 - 37.480 FFDC, 12412 ccm 02.06 - 37.480 FFD-TM, 12412 ccm 02.06 - 41.430, 41.440 FFD-TM 12.04 -			LHD am Lenkhebel / At steering lever (77) am Zwischenhebel / At the intermediate lever (80) Baumuster / Model:H39 (22) Lenkung ZF 8099 / steering gear ZF 8099 (49)
41.350, 41.360 FFDC, FFDC/M, FFDCR 12.04 - 41.350, 41.360 FFDC, FDRK 12.04 - 41.390, 41.400 FFDC, FFDCR, FFDC/M 12.04 - 41.430, 41.440 FFDC, FFDCR, FFDC/M 12.04 - 41.430, 41.440 FFDC, FFDCR 12.04 -			LHD am Lenkhebel / At steering lever (77) am Zwischenhebel / At the intermediate lever (80) Baumuster / Model:H39 (22) Lenkung ZF 8099 / steering gear ZF 8099 (49)
41.350, 41.360 FFDC, FFDC/M, FFDCR 12.04 - 41.350, 41.360 FFDC, FDRK 12.04 - 41.390, 41.400 FFDC, FFDCR, FFDC/M 12.04 - 41.430, 41.440 FFDC, FFDCR, FFDC/M 12.04 - 41.430, 41.440 FFDC, FFDCR 12.04 -			LHD am Lenkhebel / At steering lever (77) am Zwischenhebel / At the intermediate lever (80) für Lenkgetriebe-ID / For steering gear ID:ZF 8099 (101) Baumuster / Model:HW3 (22)
41.350, 41.360 FFD-TM 12.04 - 41.390, 41.400 FFD-TM 12.04 - 41.480 FFD-TM, 12412 ccm 02.06 -			LHD am Lenkhebel / At steering lever (77) am Zwischenhebel / At the intermediate lever (80) Baumuster / Model:H39 (22) Lenkung ZF 8099 / steering gear ZF 8099 (49)
41.350, 41.360 FFD-TM 12.04 - 41.390, 41.400 FFD-TM 12.04 - 41.480 FFD-TM, 12412 ccm 02.06 -			LHD am Lenkhebel / At steering lever (77) am Zwischenhebel / At the intermediate lever (80) für Lenkgetriebe-ID / For steering gear ID:ZF 8099 (101) Baumuster / Model:HW6 (22)
41.390, 41.400 FFDC, FFDCR 12.04 - 41.480 FFDC, FFDCR, FFDC/M 02.06 - 41.480 FFDC, FFDCR 02.06 -			LHD am Lenkhebel / At steering lever (77) am Zwischenhebel / At the intermediate lever (80) für Lenkgetriebe-ID / For steering gear ID:ZF 8099 (101) Baumuster / Model:HW3 HW6 (22)
41.390, 41.400 FFDC, FFDCR 12.04 - 41.480 FFDC, FFDCR, FFDC/M 02.06 - 41.480 FFDC, FFDCR 02.06 -			LHD am Lenkhebel / At steering lever (77) am Zwischenhebel / At the intermediate lever (80) Baumuster / Model:H39 (22) Lenkung ZF 8099 / steering gear ZF 8099 (49)
41.360 FFDC-WW 09.03 - 41.410 FFDC-WW 09.03 - 41.410 FFDC-WW 09.03 - 41.460 FFDC-WW 09.03 - 41.460 FFDC-WW 09.03 - 41.480 FFDC-WW 06.05 - 41.480 FFDC-WW 06.05 -			LHD am Lenkhebel / At steering lever (77) am Zwischenhebel / At the intermediate lever (80) Baumuster / Model:H46 (22) Lenkung ZF 8099 / steering gear ZF 8099 (49)
41.440 FFD/M 12.04 - 41.360 FFD 12.08 - 41.400 FFD 12.08 - 41.480 FFD 12.08 -			LHD am Lenkhebel / At steering lever (77) am Zwischenhebel / At the intermediate lever (80) für Lenkgetriebe-ID / For steering gear ID:ZF 8099 (101) Baumuster / Model:HW6 (22)



Pos



Ref.







MAN

TGA		8x4/4	03.00 -		28328 01	81.46611.6161
 3	Lenkstange / Centre Rod Assembly Schubstange / Push Rod nicht verstellbar / Not adjustable Länge [mm] / Length [mm]:1800 Konusmaß [mm] / Cone Size [mm]:30 Rohr-Ø [mm] / Pipe Ø [mm]:62 mit Zubehör / With accessories			(4) (68) (136) (53) (42) (64) (123)		
	41.440 FFDC, FFDRC 41.440 FFDK, FDRK	12.04 - 12.04 -			LHD am Lenkhebel / At steering lever am Zwischenhebel / At the intermediate lever für Lenkgetriebe-ID / For steering gear ID:ZF 8099 Baumuster / Model:HW3 HW6	(77) (80) (101) (22)
	41.350 FFDC-TM, FFDRC-TM 41.360 FFDC-TM, FDRK-TM 41.390 FFDC-TM, FDRK-TM 41.400 FFDC-TM, FDRK-TM 41.430 FFDC-TM, FFDRC 41.440 FFDC-TM, FFDRC-TM 41.480 FFDC-TM, FFDRC-TM	09.07 - 09.07 - 09.07 - 09.07 - 09.07 - 09.07 - 09.07 -			LHD am Lenkhebel / At steering lever am Zwischenhebel / At the intermediate lever für Lenkgetriebe-ID / For steering gear ID:ZF 8099 Baumuster / Model:HW3	(77) (80) (101) (22)





MAN

TGA 8x4/4 03.00 -

 2	Lenkstange / Centre Rod Assembly Schubstange / Push Rod beidseitig verstellbar / Adjustable on both sides Länge [mm] / Length [mm]:993 Konusmaß [mm] / Cone Size [mm]:30 Rohr-Ø [mm] / Pipe Ø [mm]:40 mit Zubehör / With accessories	(4) (68) (85) (53) (42) (64) (123)	28331 01 82.46610.6184  11492 02  11505 02	
	32.310 FFDC, FFDC, FFDLRC 01.02 - 32.310 FFDC, FFDLK 01.02 - 32.360 FFDC, FFDC, FFDLRC 01.02 - 32.360 FFDC, FFDLK 01.02 - 32.410 FFDC, FFDC, FFDRC, FFDLRC 01.02 - 32.410 FFDC, FFDLK 01.02 - 32.460 FFDC, FFDC, FFDLRC 01.02 - 32.460 FFDC, FFDLK 01.02 - 32.480 FFDC, FFDC, FFDLRC 09.02 - 32.480 FFDC, FFDLK 09.02 - 35.310 FFDC, FFDLK 06.03 - 35.410 FFDC, FFDLK 10.03 - 35.460 FFDC 10.03 - 35.460 FFDC 10.03 - 35.480 FFDC, FFDC, 12816 ccm 10.03 - 35.480 FFDC, FFDLK 10.03 - 35.530 FFDC, FFDLK 04.04 - 35.530 FFDC, FFDC 04.04 -	(74) (101) (22)		
32.310 FFD-TM 01.02 - 35.310 FFDC, FFDC 06.03 - 35.360 FFDC, FFDC 10.03 - 35.360 FFDC, FFDLK 10.03 -	(74) (101) (22)			
32.360 FFD-TM 01.02 - 32.410 FFD-TM 01.02 - 32.460 FFD-TM 01.02 - 32.480 FFD-TM 09.02 -	(74) (101) (22)			
32.360 FFD-TM 01.02 - 32.410 FFD-TM 01.02 - 32.460 FFD-TM 01.02 - 32.480 FFD-TM 09.02 -	(74) (101) (18) (22)			
41.360 FFDC, FFDC/M, FFDC/M-WW 01.03 -	(74) (101) (22)			
35.310, 35.320 FFDC, FFDLC 02.04 - 35.310, 35.320 FFDC, FFDLK 02.04 - 35.350, 35.360 FFDC, FFDRC, FFDLC 02.04 - 35.350, 35.360 FFDC, FFDRC, FFDLK 02.04 - 35.390, 35.400 FFDC, FFDRC, FFDLC 02.04 - 35.390, 35.400 FFDC, FFDRC, FFDLK 02.04 - 35.430, 35.440 FFDC, FFDRC, FFDLC 02.04 - 35.430, 35.440 FFDC, FFDRC, FFDLK 02.04 - 35.480 FFDC, FFDC, 12412 ccm 02.04 - 35.480 FFDC 02.04 -	(74) (101) (22)			
35.310, 35.320 FFD-TM 02.04 - 35.350, 35.360 FFD-TM 02.04 - 35.390, 35.400 FFD-TM 02.04 - 35.430, 35.440 FFD-TM 02.04 - 35.480 FFD-TM 02.04 -	(74) (101) (22)			
37.310, 37.320 FFDC 12.04 - 37.310, 37.320 FFDC 12.04 - 37.310, 37.320 FFD-TM 12.04 - 37.350, 37.360 FFDC 12.04 - 37.350, 37.360 FFDC 12.04 - 37.350, 37.360 FFD-TM 12.04 - 37.350, 37.360 FFD-TM 12.04 - 37.390, 37.400 FFDC 12.04 - 37.390, 37.400 FFDC 12.04 - 37.390, 37.400 FFD-TM 12.04 - 37.390, 37.400 FFD-TM 12.04 - 37.430, 37.440 FFDC 12.04 - 37.430, 37.440 FFDC 12.04 - 37.430, 37.440 FFD-TM 12.04 - 37.430, 37.440 FFD-TM 12.04 - 37.480 FFDC, 12412 ccm 02.06 - 37.480 FFDC, 12412 ccm 02.06 - 37.480 FFD-TM, 12412 ccm 02.06 - 41.430, 41.440 FFD-TM 12.04 -	(74) (101) (22)			













TGA 8x4/4 03.00 -

 2	Lenkstange / Centre Rod Assembly Schubstange / Push Rod beidseitig verstellbar / Adjustable on both sides Länge [mm] / Length [mm]:993 Konusmaß [mm] / Cone Size [mm]:30 Rohr-Ø [mm] / Pipe Ø [mm]:40 mit Zubehör / With accessories	(4) (68) (85) (53) (42) (64) (123)	28331 01 82.46610.6184 ▲ 11492 02 ▲ 11505 02	
	41.350, 41.360 FFDC, FFDC/M, FFDRC 41.350, 41.360 FFDK, FDRK 41.390, 41.400 FFDC, FFDRC, FFDC/M 41.390, 41.400 FFDK, FFDRK 41.430, 41.440 FFDC, FFDRC, FFDC/M 41.430, 41.440 FFDK, FFDRK 41.480 FFDC, FFDRC, FFDC/M	12.04 - 12.04 - 12.04 - 12.04 - 12.04 - 12.04 - 02.06 -	LHD Zwischenhebel zur Vorderachse 2 / Control arm to front axle 2 für Lenkgetriebe-ID / For steering gear ID:ZF 8099 Baumuster / Model:HW3 H39	(74) (101) (22)
	41.350, 41.360 FFD-TM 41.390, 41.400 FFD-TM 41.480 FFD-TM, 12412 ccm	12.04 - 12.04 - 02.06 -	LHD Zwischenhebel zur Vorderachse 2 / Control arm to front axle 2 für Lenkgetriebe-ID / For steering gear ID:ZF 8099 Baumuster / Model:H39 HW6	(74) (101) (22)
	41.480 FFDK, FFDRK	02.06 -	LHD Zwischenhebel zur Vorderachse 2 / Control arm to front axle 2 für Lenkgetriebe-ID / For steering gear ID:ZF 8099 Baumuster / Model:HW3 H39 HW6	(74) (101) (22)
	41.360 FFDK-WW 41.410 FFDK-WW 41.410 FFDC-WW 41.460 FFDC-WW 41.460 FFDK-WW 41.480 FFDC-WW 41.480 FFDK-WW	09.03 - 09.03 - 09.03 - 09.03 - 09.03 - 06.05 - 06.05 -	LHD Zwischenhebel zur Vorderachse 2 / Control arm to front axle 2 für Lenkgetriebe-ID / For steering gear ID:ZF 8099 Baumuster / Model:H46	(74) (101) (22)
	41.440 FFD/M	12.04 -	LHD Zwischenhebel zur Vorderachse 2 / Control arm to front axle 2 für Lenkgetriebe-ID / For steering gear ID:ZF 8099 Baumuster / Model:HW6	(74) (101) (22)
	41.440 FFDC, FFDRC	12.04 -	LHD Zwischenhebel zur Vorderachse 2 / Control arm to front axle 2 für Lenkgetriebe-ID / For steering gear ID:ZF 8099 Baumuster / Model:HW3	(74) (101) (22)
	41.440 FFDK, FDRK	12.04 -	LHD Zwischenhebel zur Vorderachse 2 / Control arm to front axle 2 für Lenkgetriebe-ID / For steering gear ID:ZF 8099 Baumuster / Model:HW3 HW6	(74) (101) (22)













MAN

TGA 8x4/4 03.00 -

 1	Lenkstange / Centre Rod Assembly	(4)		30592 01	81.46611.6198
	Schubstange / Push Rod einseitig verstellbar / Adjustable on one side Länge [mm] / Length [mm]:993 Konusmaß [mm] / Cone Size [mm]:30 Rohr-Ø [mm] / Pipe Ø [mm]:52 mit Zubehör / With accessories	(68) (87) (53) (42) (64) (123)			21971 01 25353 01
	41.660 FVDS, FVDLS	09.02 -		Lenkstockhebel zur 1. VA / Pitman Arm to 1st FA Baumuster / Model:H95	(48) (22)
	32.310 FFDC, FFDLC, FFDLRC 32.310 FFDK, FFDLK 32.360 FFDC, FFDLC, FFDLRC 32.360 FFDK, FFDLK 32.410 FFDC, FFDLC, FFDRK, FFDLRC 32.410 FFDK, FFDLK 32.460 FFDC, FFDLC, FFDLRC 32.460 FFDK, FFDLK 32.480 FFDC, FFDLC, FFDLRC 32.480 FFDK, FFDLK 35.310 FFDK, FFDLK 35.360 FFDC, FFDLC 35.360 FFDK, FFDLK 35.410 FFDC, FFDLC 35.410 FFDK, FFDLK 35.460 FFDC 35.460 FFDK 35.480 FFDC, FFDLC, 12816 ccm 35.480 FFDK, FFDLK 35.530 FFDK, FFDLK 35.530 FFDC, FFDLC	01.02 - 01.02 - 01.02 - 01.02 - 01.02 - 01.02 - 01.02 - 01.02 - 09.02 - 09.02 - 06.03 - 10.03 - 10.03 - 10.03 - 10.03 - 10.03 - 10.03 - 10.03 - 04.04 - 04.04 -		Lenkstockhebel zur 1. VA / Pitman Arm to 1st FA Baumuster / Model:H36 H40	(48) (22)
	32.310 FFD-TM 35.310 FFDC, FFDLC	01.02 - 06.03 -		Lenkstockhebel zur 1. VA / Pitman Arm to 1st FA Baumuster / Model:H36	(48) (22)
	32.360 FFD-TM 32.410 FFD-TM 32.460 FFD-TM 32.480 FFD-TM	01.02 - 01.02 - 01.02 - 09.02 -		Lenkstockhebel zur 1. VA / Pitman Arm to 1st FA Baumuster / Model:H36 H48	(48) (22)
	41.360 FFDC, FFDLC/M, FFDLC/M-WW	01.03 -		Lenkstockhebel zur 1. VA / Pitman Arm to 1st FA Baumuster / Model:H38 H46 HW3	(48) (22)
	41.530 FVDS, FVDLS 41.540 FVDLS	09.02 - 11.06 -		Lenkstockhebel zur 1. VA / Pitman Arm to 1st FA Baumuster / Model:H94	(48) (22)
	35.310, 35.320 FFDC, FFDLC 35.310, 35.320 FFDK, FFDLK 35.350, 35.360 FFDC, FFDRK, FFDLC 35.350, 35.360 FFDK, FFDRK, FFDLK 35.390, 35.400 FFDC, FFDRK, FFDLC 35.390, 35.400 FFDK, FFDRK, FFDLK 35.430, 35.440 FFDC, FFDRK, FFDLC 35.430, 35.440 FFDK, FFDRK, FFDLK 35.480 FFDC, FFDLC, 12412 ccm 35.480 FFDK	02.04 - 02.04 - 02.04 - 02.04 - 02.04 - 02.04 - 02.04 - 02.04 - 02.04 - 02.04 -		Lenkstockhebel zur 1. VA / Pitman Arm to 1st FA Baumuster / Model:H37 H41	(48) (22)
	35.310, 35.320 FFD-TM 35.350, 35.360 FFD-TM 35.390, 35.400 FFD-TM 35.430, 35.440 FFD-TM 35.480 FFD-TM	02.04 - 02.04 - 02.04 - 02.04 - 02.04 -		Lenkstockhebel zur 1. VA / Pitman Arm to 1st FA Baumuster / Model:H37	(48) (22)
	37.310, 37.320 FFDC 37.310, 37.320 FFDK 37.310, 37.320 FFD-TM 37.350, 37.360 FFDC 37.350, 37.360 FFDK 37.350, 37.360 FFD-TM 37.390, 37.400 FFDC 37.390, 37.400 FFDK 37.390, 37.400 FFD-TM 37.430, 37.440 FFDC 37.430, 37.440 FFDK 37.430, 37.440 FFD-TM 37.480 FFDC, 12412 ccm 37.480 FFDK, 12412 ccm 37.480 FFD-TM, 12412 ccm 41.430, 41.440 FFD-TM	12.04 - 12.04 - 12.04 - 12.04 - 12.04 - 12.04 - 12.04 - 12.04 - 12.04 - 12.04 - 12.04 - 12.04 - 12.04 - 12.04 - 12.04 - 12.04 - 12.04 -		Lenkstockhebel zur 1. VA / Pitman Arm to 1st FA Baumuster / Model:H39	(48) (22)





TGA 8x4/4 03.00 -

 1	Lenkstange / Centre Rod Assembly Schubstange / Push Rod einseitig verstellbar / Adjustable on one side Länge [mm] / Length [mm]:993 Konusmaß [mm] / Cone Size [mm]:30 Rohr-Ø [mm] / Pipe Ø [mm]:52 mit Zubehör / With accessories	(4) (68) (87) (53) (42) (64) (123)	30592 01 81.46611.6198 21971 01  25353 01
	41.350, 41.360 FFDC, FFDC/M, FFDRC 41.350, 41.360 FFDK, FDRK 41.390, 41.400 FFDC, FFDRC, FFDC/M 41.390, 41.400 FFDK, FFDRK 41.430, 41.440 FFDC, FFDRC, FFDC/M 41.430, 41.440 FFDK, FFDRK 41.480 FFDC, FFDRC, FFDC/M	12.04 - 12.04 - 12.04 - 12.04 - 12.04 - 12.04 - 02.06 -	 Lenkstockhebel zur 1. VA / Pitman Arm to 1st FA Baumuster / Model:H39 HW3
41.350, 41.360 FFD-TM 41.390, 41.400 FFD-TM 41.480 FFD-TM, 12412 ccm	12.04 - 12.04 - 02.06 -	 Lenkstockhebel zur 1. VA / Pitman Arm to 1st FA Baumuster / Model:HW6 H39	(48) (22)
41.480 FFDK, FFDRK	02.06 -	 Lenkstockhebel zur 1. VA / Pitman Arm to 1st FA Baumuster / Model:H39 HW3 HW6	(48) (22)
41.360 FFDK-WW 41.410 FFDK-WW 41.410 FFDC-WW 41.460 FFDC-WW 41.460 FFDK-WW 41.480 FFDC-WW 41.480 FFDK-WW	09.03 - 09.03 - 09.03 - 09.03 - 09.03 - 06.05 - 06.05 -	 Lenkstockhebel zur 1. VA / Pitman Arm to 1st FA Baumuster / Model:H46	(48) (22)
32.350, 32.360 FFDRC 32.350, 32.360 FFD-TM, FFDR-TM 32.390, 32.400 FFDRC 32.390, 32.400 FFD-TM, FFDR-TM 32.430, 32.440 FFDRC 32.430, 32.440 FFD-TM, FFDR-TM 32.480 FFDRC 32.480 FFD-TM, FFDR-TM	05.04 - 02.04 - 05.04 - 05.04 - 05.04 - 05.04 - 02.06 - 02.06 -	 Lenkstockhebel zur 1. VA / Pitman Arm to 1st FA Baumuster / Model:H49	(48) (22)
41.440 FFD/M	12.04 -	 Lenkstockhebel zur 1. VA / Pitman Arm to 1st FA Baumuster / Model:HW6	(48) (22)
41.440 FFDC, FFDRC	12.04 -	 Lenkstockhebel zur 1. VA / Pitman Arm to 1st FA Baumuster / Model:HW3	(48) (22)
41.440 FFDK, FDRK	12.04 -	 Lenkstockhebel zur 1. VA / Pitman Arm to 1st FA Baumuster / Model:HW3 HW6	(48) (22)







MAN

TGA 8x4/4 03.00 -



 3	Lenkstange / Centre Rod Assembly Schubstange / Push Rod nicht verstellbar / Not adjustable Länge [mm] / Length [mm]:1796 Konusmaß [mm] / Cone Size [mm]:30 Rohr-Ø [mm] / Pipe Ø [mm]:62 mit Zubehör / With accessories	(4) (68) (136) (53) (42) (64) (123)	34592 01 81.46611.6156 
	32.310 FFDC, FFDLC, FFDLRC 32.310 FFDK, FFDLK 32.310 FFD-TM 32.360 FFDC, FFDLC, FFDLRC 32.360 FFDK, FFDLK 32.410 FFDC, FFDLC, FFDR, FFDLRC 32.410 FFDK, FFDLK 32.460 FFDC, FFDLC, FFDLRC 32.460 FFDK, FFDLK 32.480 FFDC, FFDLC, FFDLRC 32.480 FFDK, FFDLK 35.310 FFDC, FFDLC 35.310 FFDK, FFDLK 35.360 FFDC, FFDLC 35.360 FFDK, FFDLK 35.410 FFDC, FFDLC 35.410 FFDK, FFDLK 35.460 FFDC 35.460 FFDK 35.480 FFDC, FFDLC, 12816 ccm 35.480 FFDK, FFDLK 35.530 FFDK, FFDLK 35.530 FFDC, FFDLRC	01.02 - 01.02 - 01.02 - 01.02 - 01.02 - 01.02 - 01.02 - 01.02 - 01.02 - 01.02 - 09.02 - 09.02 - 06.03 - 06.03 - 10.03 - 10.03 - 10.03 - 10.03 - 10.03 - 10.03 - 10.03 - 10.03 - 10.03 - 10.03 - 04.04 - 04.04 -	am Zwischenhebel / At the intermediate lever Baumuster / Model:H36
32.360 FFD-TM 32.410 FFD-TM 32.460 FFD-TM 32.480 FFD-TM	01.02 - 01.02 - 01.02 - 09.02 -	LHD am Zwischenhebel / At the intermediate lever Achslast [t] / Axle Load [t]:>7,5 für Lenkgetriebe-ID / For steering gear ID:ZF 8099 Baumuster / Model:H48	(80) (18) (101) (22)
32.360 FFD-TM 32.410 FFD-TM 32.460 FFD-TM 32.480 FFD-TM	01.02 - 01.02 - 01.02 - 09.02 -	am Zwischenhebel / At the intermediate lever Baumuster / Model:H36	(80) (22)
35.310, 35.320 FFDC, FFDLC 35.310, 35.320 FFDK, FFDLK 35.310, 35.320 FFD-TM 35.350, 35.360 FFDC, FFDR, FFDLC 35.350, 35.360 FFDK, FFDRK, FFDLK 35.350, 35.360 FFD-TM 35.390, 35.400 FFDC, FFDR, FFDLC 35.390, 35.400 FFDK, FFDRK, FFDLK 35.390, 35.400 FFD-TM 35.430, 35.440 FFDC, FFDR, FFDLC 35.430, 35.440 FFDK, FFDRK, FFDLK 35.430, 35.440 FFD-TM 35.480 FFDC, FFDLC, 12412 ccm 35.480 FFDK 35.480 FFD-TM	02.04 - 02.04 - 02.04 - 02.04 - 02.04 - 02.04 - 02.04 - 02.04 - 02.04 - 02.04 - 02.04 - 02.04 - 02.04 - 02.04 - 02.04 - 02.04 - 02.04 - 02.04 -	LHD am Zwischenhebel / At the intermediate lever für Lenkgetriebe-ID / For steering gear ID:ZF 8099 Baumuster / Model:H37	(80) (101) (22)
32.350, 32.360 FFDR 32.350, 32.360 FFD-TM, FFDR-TM 32.390, 32.400 FFDR 32.390, 32.400 FFD-TM, FFDR-TM 32.430, 32.440 FFDR 32.430, 32.440 FFD-TM, FFDR-TM 32.480 FFDR 32.480 FFD-TM, FFDR-TM	05.04 - 02.04 - 05.04 - 05.04 - 05.04 - 05.04 - 02.06 - 02.06 -	LHD am Zwischenhebel / At the intermediate lever Achslast [t] / Axle Load [t]:>7,5 für Lenkgetriebe-ID / For steering gear ID:ZF 8099 Baumuster / Model:H49	(80) (18) (101) (22)



TGA		8x4/4	03.00 -	
 2	Lenkstange / Centre Rod Assembly Schubstange / Push Rod beidseitig verstellbar / Adjustable on both sides Länge [mm] / Length [mm]:1030 Konusmaß [mm] / Cone Size [mm]:30 Rohr-Ø [mm] / Pipe Ø [mm]:40 mit Zubehör / With accessories		(4) (68) (85) (53) (42) (64) (123)	34593 01 81.46611.6159  11505 02  11492 02 
	32.310 FFDC, FFDLC, FFDLRC 32.310 FFDK, FFDLK 32.310 FFD-TM 32.360 FFDC, FFDLC, FFDLRC 32.360 FFDK, FFDLK 32.410 FFDC, FFDLC, FFDRC, FFDLRC 32.410 FFDK, FFDLK 32.460 FFDC, FFDLC, FFDLRC 32.460 FFDK, FFDLK 32.480 FFDC, FFDLC, FFDLRC 32.480 FFDK, FFDLK 35.310 FFDC, FFDLC 35.310 FFDK, FFDLK 35.360 FFDC, FFDLC 35.360 FFDK, FFDLK 35.410 FFDC, FFDLC 35.410 FFDK, FFDLK 35.460 FFDC 35.460 FFDK 35.480 FFDC, FFDLC, 12816 ccm 35.480 FFDK, FFDLK 35.530 FFDK, FFDLK 35.530 FFDC, FFDLC	01.02 - 01.02 - 01.02 - 01.02 - 01.02 - 01.02 - 01.02 - 01.02 - 01.02 - 01.02 - 09.02 - 09.02 - 06.03 - 06.03 - 10.03 - 10.03 - 10.03 - 10.03 - 10.03 - 10.03 - 10.03 - 10.03 - 10.03 - 10.03 - 04.04 - 04.04 -	Zwischenhebel zur Vorderachse 2 / Control arm to front axle 2 Baumuster / Model:H36	(74) (22)
32.360 FFD-TM 32.410 FFD-TM 32.460 FFD-TM 32.480 FFD-TM	01.02 - 01.02 - 01.02 - 09.02 -	Zwischenhebel zur Vorderachse 2 / Control arm to front axle 2 Achslast [t] / Axle Load [t]:>7,5 Baumuster / Model:H48	(74) (18) (22)	
32.360 FFD-TM 32.410 FFD-TM 32.460 FFD-TM 32.480 FFD-TM	01.02 - 01.02 - 01.02 - 09.02 -	Zwischenhebel zur Vorderachse 2 / Control arm to front axle 2 Baumuster / Model:H36	(74) (22)	
35.310, 35.320 FFDC, FFDLC 35.310, 35.320 FFDK, FFDLK 35.310, 35.320 FFD-TM 35.350, 35.360 FFDC, FFDRC, FFDLC 35.350, 35.360 FFDK, FFDRC, FFDLK 35.350, 35.360 FFD-TM 35.390, 35.400 FFDC, FFDRC, FFDLC 35.390, 35.400 FFDK, FFDRC, FFDLK 35.390, 35.400 FFD-TM 35.430, 35.440 FFDC, FFDRC, FFDLC 35.430, 35.440 FFDK, FFDRC, FFDLK 35.430, 35.440 FFD-TM 35.480 FFDC, FFDLC, 12412 ccm 35.480 FFD-TM	02.04 - 02.04 - 02.04 - 02.04 - 02.04 - 02.04 - 02.04 - 02.04 - 02.04 - 02.04 - 02.04 - 02.04 - 02.04 - 02.04 - 02.04 - 02.04 -	Zwischenhebel zur Vorderachse 2 / Control arm to front axle 2 Baumuster / Model:H37	(74) (22)	
32.350, 32.360 FFDRC 32.350, 32.360 FFD-TM, FFDRC-TM 32.390, 32.400 FFDRC 32.390, 32.400 FFD-TM, FFDRC-TM 32.430, 32.440 FFDRC 32.430, 32.440 FFD-TM, FFDRC-TM 32.480 FFDRC 32.480 FFD-TM, FFDRC-TM	05.04 - 02.04 - 05.04 - 05.04 - 05.04 - 05.04 - 05.04 - 02.06 - 02.06 -	Zwischenhebel zur Vorderachse 2 / Control arm to front axle 2 Achslast [t] / Axle Load [t]:>7,5 Baumuster / Model:H49	(74) (18) (22)	

MAN

TGA **8x4/4** **03.00 -**

 4	Spurstangenkopf / Tie Rod End am Lenkzylinder / At steering cylinder Länge [mm] / Length [mm]:90 Konusmaß [mm] / Cone Size [mm]:38 mit Innengewinde / with internal thread Gewindemaß / Thread Size:M36x1,5 mit Zubehör / With accessories	(8) (78) (53) (42) (115) (37) (123)	30756 01 82.95301.6019	
	32.360 FFD-TM 01.02 - 32.410 FFD-TM 01.02 - 32.460 FFD-TM 01.02 - 32.480 FFD-TM 09.02 -	(78) (101) (22) (18)	LHD am Lenkzylinder / At steering cylinder für Lenkgetriebe-ID / For steering gear ID:ZF 8099 Baumuster / Model:H36 H48 Achslast [t] / Axle Load [t]:8,2	
41.360 FFDC, FFDC/M, FFDC/M-WW 01.03 -	(78) (101) (22)	LHD am Lenkzylinder / At steering cylinder für Lenkgetriebe-ID / For steering gear ID:ZF 8099 Baumuster / Model:H38 H46		
35.310 FFDC, FFDLC 06.03 -	(78) (101) (22)	LHD am Lenkzylinder / At steering cylinder für Lenkgetriebe-ID / For steering gear ID:ZF 8099 Baumuster / Model:H36		
35.310 FFDK, FFDLK 06.03 - 35.360 FFDC, FFDLC 10.03 - 35.360 FFDK, FFDLK 10.03 - 35.410 FFDC, FFDLC 10.03 - 35.410 FFDK, FFDLK 10.03 - 35.460 FFDC 10.03 - 35.460 FFDK 10.03 - 35.480 FFDC, FFDLC, 12816 ccm 10.03 - 35.480 FFDK, FFDLK 10.03 - 35.530 FFDK, FFDLK 04.04 - 35.530 FFDC, FFDLC 04.04 -	(78) (101) (22)	LHD am Lenkzylinder / At steering cylinder für Lenkgetriebe-ID / For steering gear ID:ZF 8099 Baumuster / Model:H36 H40		
35.310, 35.320 FFDC, FFDLC 02.04 - 35.310, 35.320 FFDK, FFDLK 02.04 - 35.350, 35.360 FFDC, FFDRC, FFDLC 02.04 - 35.350, 35.360 FFDK, FFDRC, FFDLK 02.04 - 35.390, 35.400 FFDC, FFDRC, FFDLC 02.04 - 35.390, 35.400 FFDK, FFDRC, FFDLK 02.04 - 35.430, 35.440 FFDC, FFDRC, FFDLC 02.04 - 35.430, 35.440 FFDK, FFDRC, FFDLK 02.04 - 35.480 FFDC, FFDLC, 12412 ccm 02.04 - 35.480 FFDK 02.04 -	(78) (101) (22) (104) (104) (18) (18)	LHD am Lenkzylinder / At steering cylinder für Lenkgetriebe-ID / For steering gear ID:ZF 8099 Baumuster / Model:H37 H41 für OE-Nummer / For OE number 82.47501-6020 für OE-Nummer / For OE number 82.47501-6071 Achslast [t] / Axle Load [t]:8,2 Achslast [t] / Axle Load [t]:9,0		
35.310, 35.320 FFD-TM 02.04 - 35.350, 35.360 FFD-TM 02.04 - 35.390, 35.400 FFD-TM 02.04 - 35.430, 35.440 FFD-TM 02.04 - 35.480 FFD-TM 02.04 -	(78) (101) (22) (104) (18) (18)	LHD am Lenkzylinder / At steering cylinder für Lenkgetriebe-ID / For steering gear ID:ZF 8099 Baumuster / Model:H37 für OE-Nummer / For OE number 82.47501-6020 für OE-Nummer / For OE number 82.47501-6071 Achslast [t] / Axle Load [t]:8,2 Achslast [t] / Axle Load [t]:9,0		
37.310, 37.320 FFDC 12.04 - 37.310, 37.320 FFDK 12.04 - 37.310, 37.320 FFD-TM 12.04 - 37.350, 37.360 FFDC 12.04 - 37.350, 37.360 FFDK 12.04 - 37.350, 37.360 FFD-TM 12.04 - 37.390, 37.400 FFDC 12.04 - 37.390, 37.400 FFDK 12.04 - 37.390, 37.400 FFD-TM 12.04 - 37.430, 37.440 FFDC 12.04 - 37.430, 37.440 FFDK 12.04 - 37.430, 37.440 FFD-TM 12.04 - 37.480 FFDC, 12412 ccm 02.06 - 37.480 FFDK, 12412 ccm 02.06 - 37.480 FFD-TM, 12412 ccm 02.06 - 41.350, 41.360 FFDC, FFDC/M, FFDRC 12.04 - 41.350, 41.360 FFDK, FDRK 12.04 - 41.350, 41.360 FFD-TM 12.04 - 41.390, 41.400 FFDC, FFDRC, FFDC/M 12.04 - 41.390, 41.400 FFDK, FFDRC 12.04 - 41.390, 41.400 FFD-TM 12.04 - 41.430, 41.440 FFD-TM 12.04 - 41.430, 41.440 FFDC, FFDRC, FFDC/M 12.04 - 41.430, 41.440 FFDK, FFDRC 12.04 - 41.480 FFDC, FFDRC, FFDC/M 02.06 - 41.480 FFDK, FFDRC 02.06 - 41.480 FFD-TM, 12412 ccm 02.06 -	(78) (101) (22)	LHD am Lenkzylinder / At steering cylinder für Lenkgetriebe-ID / For steering gear ID:ZF 8099 Baumuster / Model:H39		








Pos



Ref.




MAN

TGA		8x4/4	03.00 -		
 10	Lenker, Radaufhängung / Track Control Arm Längslenker / Trailing Arm Länge [mm] / Length [mm]:590 Lochabstand 1/Lochabstand 2 / Hole Pitch 1/ Hole Pitch 2:130/130 Bohrung-Ø 1 / Bohrung-Ø 2 [mm] / Bore Ø 1 / Bore Ø 2 [mm]:19/19 Rohr-Ø [mm] / Pipe Ø [mm]:48 Molekularlager / Molecular Bearing		(3) (54) (53) (50) (24) (64) (57)	18495 01 81.43220.6092 ® 11755 01	
	41.660 FVDS, FVDLS	09.02 -	 Antriebsachse / Drive Shaft für Fahrzeuge mit gelenkter Vorlaufachse / For vehicles with hinged leading axle Achslast [t] / Axle Load [t]:2x13 Baumuster / Model:H95 mit Stabilisator an der Hinterachse / with stabilizer on the rear axle	(19) (96) (18) (22) (120)	
	41.530 FVDS, FVDLS	09.02 -	 Antriebsachse / Drive Shaft für Fahrzeuge mit gelenkter Vorlaufachse / For vehicles with hinged leading axle Achslast [t] / Axle Load [t]:2x13 Baumuster / Model:H94 mit Stabilisator an der Hinterachse / with stabilizer on the rear axle	(19) (96) (18) (22) (120)	
 10	Lenker, Radaufhängung / Track Control Arm Längslenker / Trailing Arm Länge [mm] / Length [mm]:585 Lochabstand 1/Lochabstand 2 / Hole Pitch 1/ Hole Pitch 2:130/130 Bohrung-Ø 1 / Bohrung-Ø 2 [mm] / Bore Ø 1 / Bore Ø 2 [mm]:21/21 Rohr-Ø [mm] / Pipe Ø [mm]:58 Molekularlager / Molecular Bearing		(3) (54) (53) (50) (24) (64) (57)	20887 01 81.43220.6093 ® 21769 01	
	41.360 FFDK-WW	09.03 -	 Doppelachse mit zwei angetriebenen Achsen / Double axle with two driven axles ->03.2003 Achsausführung / Axle Version:HD9/H9-13120 Baumuster / Model:H46 mit Stabilisator an der Hinterachse / with stabilizer on the rear axle mit Trapezfeder / With trapezoid spring	(30) (17) (22) (120) (122)	
	41.360 FFDK, FFDC/M, FFDC/M-WW	01.03 -			
	41.410 FFDK-WW	09.03 -			
	41.410 FFDC-WW	09.03 -			
	41.460 FFDK-WW	09.03 -			
	41.460 FFDK-WW	09.03 -			
41.480 FFDC-WW	06.05 -				
41.480 FFDK-WW	06.05 -				













MAN

TGA 8x4/4 03.00 -

10	Lenker, Radaufhängung / Track Control Arm Längslenker / Trailing Arm nicht verstellbar / Not adjustable Länge [mm] / Length [mm]:596 Rohr-Ø [mm] / Pipe Ø [mm]:48 Bohrung-Ø 1 / Bohrung-Ø 2 [mm] / Bore Ø 1 / Bore Ø 2 [mm]:19/19 Lochabstand 1/Lochabstand 2 / Hole Pitch 1/ Hole Pitch 2:130/130 Molekularlager / Molecular Bearing	(3) (54) (136) (53) (64) (24) (50) (57)	25041 01 81.43220.6196 © 30610 01 
	41.660 FVDS, FVDLS 09.02 -		Antriebsachse / Drive Shaft (19) Baumuster / Model:H94 (22) mit Stabilisator an der Hinterachse / with stabilizer on the rear axle (120) mit Parabelfeder / with parabolic spring (117)
	41.660 FVDS, FVDLS 09.02 -		Antriebsachse / Drive Shaft (19) Baumuster / Model:H94 (22) mit Stabilisator an der Hinterachse / with stabilizer on the rear axle (120) mit Parabelfeder / with parabolic spring (117)
	32.310 FFDC, FFDLC, FFDLRC 01.02 - 32.310 FFDK, FFDLK 01.02 - 32.360 FFDC, FFDLC, FFDLRC 01.02 - 32.360 FFDK, FFDLK 01.02 - 32.410 FFDC, FFDLC, FFDRC, FFDLRC 01.02 - 32.410 FFDK, FFDLK 01.02 - 32.460 FFDC, FFDLC, FFDLRC 01.02 - 32.460 FFDK, FFDLK 01.02 - 32.480 FFDC, FFDLC, FFDLRC 09.02 - 32.480 FFDK, FFDLK 09.02 - 35.310 FFDK, FFDLK 06.03 - 35.360 FFDC, FFDLC 10.03 - 35.360 FFDK, FFDLK 10.03 - 35.410 FFDC, FFDLC 10.03 - 35.410 FFDK, FFDLK 10.03 - 35.460 FFDC 10.03 - 35.460 FFDK 10.03 - 35.480 FFDC, FFDLC, 12816 ccm 10.03 - 35.480 FFDK, FFDLK 10.03 - 35.530 FFDK, FFDLK 04.04 - 35.530 FFDC, FFDLC 04.04 -		Antriebsachse / Drive Shaft (19) Achslast [t] / Axle Load [t]:2x11,5 (18) Achslast [t] / Axle Load [t]:2x13 (18) Achsausführung / Axle Version:HD9/H9 (17) Baumuster / Model:H40 (22)
	32.310 FFDC, FFDLC, FFDLRC 01.02 - 32.310 FFDK, FFDLK 01.02 - 32.360 FFDC, FFDLC, FFDLRC 01.02 - 32.360 FFDK, FFDLK 01.02 - 32.410 FFDC, FFDLC, FFDRC, FFDLRC 01.02 - 32.410 FFDK, FFDLK 01.02 - 32.460 FFDC, FFDLC, FFDLRC 01.02 - 32.460 FFDK, FFDLK 01.02 - 32.480 FFDC, FFDLC, FFDLRC 09.02 - 32.480 FFDK, FFDLK 09.02 - 35.310 FFDK, FFDLK 06.03 - 35.360 FFDC, FFDLC 10.03 - 35.360 FFDK, FFDLK 10.03 - 35.410 FFDC, FFDLC 10.03 - 35.410 FFDK, FFDLK 10.03 - 35.460 FFDC 10.03 - 35.460 FFDK 10.03 - 35.480 FFDC, FFDLC, 12816 ccm 10.03 - 35.480 FFDK, FFDLK 10.03 - 35.530 FFDK, FFDLK 04.04 - 35.530 FFDC, FFDLC 04.04 -		Antriebsachse / Drive Shaft (19) Baumuster / Model:H36 (22) mit Stabilisator an der Hinterachse / with stabilizer on the rear axle (120)
	32.310 FFD-TM 01.02 - 32.360 FFD-TM 01.02 - 32.410 FFD-TM 01.02 - 32.460 FFD-TM 01.02 - 32.480 FFD-TM 09.02 - 35.310 FFDC, FFDLC 06.03 -		Antriebsachse / Drive Shaft (19) Baumuster / Model:H36 (22) mit Stabilisator an der Hinterachse / with stabilizer on the rear axle (120)
	41.360 FFDC, FFDC/M, FFDC/M-WW 01.03 -		Antriebsachse / Drive Shaft (19) Achslast [t] / Axle Load [t]:2x13 (18) Baumuster / Model:H38 H46 HW3 (22) mit Stabilisator an der Hinterachse / with stabilizer on the rear axle (120)
	41.530 FVDS, FVDLS 09.02 -		Antriebsachse / Drive Shaft (19) Achslast [t] / Axle Load [t]:2x13 (18) Baumuster / Model:H94 (22) mit Stabilisator an der Hinterachse / with stabilizer on the rear axle (120) mit Parabelfeder / with parabolic spring (117)














TGA		8x4/4	03.00 -		25041 01	81.43220.6196	
 10	Lenker, Radaufhängung / Track Control Arm	(3)					
	Längslenker / Trailing Arm	(54)					
	nicht verstellbar / Not adjustable	(136)					
	Länge [mm] / Length [mm]:596	(53)					
	Rohr-Ø [mm] / Pipe Ø [mm]:48	(64)					
	Bohrung-Ø 1 / Bohrung-Ø 2 [mm] / Bore Ø 1 / Bore Ø 2 [mm]:19/19	(24)					
	Lochabstand 1/Lochabstand 2 / Hole Pitch 1/ Hole Pitch 2:130/130	(50)					
	Molekularlager / Molecular Bearing	(57)					
	41.530 FVDS, FVDLS	09.02 -		Antriebsachse / Drive Shaft (19)	Achslast [t] / Axle Load [t]:2x13 (18)	Baumuster / Model:H94 (22)	mit Stabilisator an der Hinterachse / with stabilizer on the rear axle (120)
	35.310, 35.320 FFDC, FFDLC	02.04 -		Antriebsachse / Drive Shaft (19)	Achslast [t] / Axle Load [t]:2x11,5 (18)	Achslast [t] / Axle Load [t]:2x13 (18)	Achsausführung / Axle Version:HD9/H9 (17)
	35.310, 35.320 FFDK, FFDLK	02.04 -		Baumuster / Model:H41 (22)			
	35.350, 35.360 FFDC, FFDRC, FFDLC	02.04 -					
	35.350, 35.360 FFDK, FFDRC, FFDLK	02.04 -					
	35.390, 35.400 FFDC, FFDRC, FFDLC	02.04 -					
	35.390, 35.400 FFDK, FFDRC, FFDLK	02.04 -					
35.430, 35.440 FFDC, FFDRC, FFDLC	02.04 -						
35.430, 35.440 FFDK, FFDRC, FFDLK	02.04 -						
35.480 FFDC, FFDLC, 12412 ccm	02.04 -						
35.480 FFDK	02.04 -						
35.310, 35.320 FFDC, FFDLC	02.04 -		Antriebsachse / Drive Shaft (19)				
35.310, 35.320 FFDK, FFDLK	02.04 -		Baumuster / Model:H37 (22)			mit Stabilisator an der Hinterachse / with stabilizer on the rear axle (120)	
35.350, 35.360 FFDC, FFDRC, FFDLC	02.04 -						
35.350, 35.360 FFDK, FFDRC, FFDLK	02.04 -						
35.390, 35.400 FFDC, FFDRC, FFDLC	02.04 -						
35.390, 35.400 FFDK, FFDRC, FFDLK	02.04 -						
35.430, 35.440 FFDC, FFDRC, FFDLC	02.04 -						
35.430, 35.440 FFDK, FFDRC, FFDLK	02.04 -						
35.480 FFDC, FFDLC, 12412 ccm	02.04 -						
35.480 FFDK	02.04 -						
35.310, 35.320 FFD-TM	02.04 -		Antriebsachse / Drive Shaft (19)				
35.350, 35.360 FFD-TM	02.04 -		Baumuster / Model:H37 (22)			mit Stabilisator an der Hinterachse / with stabilizer on the rear axle (120)	
35.390, 35.400 FFD-TM	02.04 -						
35.430, 35.440 FFD-TM	02.04 -						
35.480 FFD-TM	02.04 -						
37.310, 37.320 FFDK	12.04 -		Antriebsachse / Drive Shaft (19)	Achslast [t] / Axle Load [t]:2x13 (18)	Baumuster / Model:H39 (22)	mit Stabilisator an der Hinterachse / with stabilizer on the rear axle (120)	
37.310, 37.320 FFD-TM	12.04 -						
37.350, 37.360 FFDC	12.04 -						
37.350, 37.360 FFDK	12.04 -						
37.350, 37.360 FFD-TM	12.04 -						
37.390, 37.400 FFDC	12.04 -						
37.390, 37.400 FFDK	12.04 -						
37.390, 37.400 FFD-TM	12.04 -						
37.430, 37.440 FFDC	12.04 -						
37.430, 37.440 FFDK	12.04 -						
37.430, 37.440 FFD-TM	12.04 -						
37.480 FFDC, 12412 ccm	02.06 -						
37.480 FFDK, 12412 ccm	02.06 -						
37.480 FFD-TM, 12412 ccm	02.06 -						
41.430, 41.440 FFD-TM	12.04 -						
41.350, 41.360 FFDC, FFDRC/M, FFDRC	12.04 -		Antriebsachse / Drive Shaft (19)	Achslast [t] / Axle Load [t]:2x13 (18)	Baumuster / Model:H39 HW3 (22)	mit Stabilisator an der Hinterachse / with stabilizer on the rear axle (120)	
41.350, 41.360 FFDK, FDRK	12.04 -						
41.390, 41.400 FFDC, FFDRC, FFDRC/M	12.04 -						
41.390, 41.400 FFDK, FFDRC	12.04 -						
41.430, 41.440 FFDC, FFDRC, FFDRC/M	12.04 -						
41.430, 41.440 FFDK, FFDRC	12.04 -						
41.480 FFDC, FFDRC, FFDRC/M	02.06 -						
41.350, 41.360 FFD-TM	12.04 -		Antriebsachse / Drive Shaft (19)	Achslast [t] / Axle Load [t]:2x13 (18)	Baumuster / Model:H39 HW6 (22)	mit Stabilisator an der Hinterachse / with stabilizer on the rear axle (120)	
41.390, 41.400 FFD-TM	12.04 -						
41.480 FFD-TM, 12412 ccm	02.06 -						
41.480 FFDK, FFDRC	02.06 -		Antriebsachse / Drive Shaft (19)	Achslast [t] / Axle Load [t]:2x13 (18)	Baumuster / Model:H39 HW3 HW6 (22)	mit Stabilisator an der Hinterachse / with stabilizer on the rear axle (120)	
41.360 FFDK-WW	09.03 -		Antriebsachse / Drive Shaft (19)	Achslast [t] / Axle Load [t]:2x13 (18)	Baumuster / Model:H46 (22)	mit Stabilisator an der Hinterachse / with stabilizer on the rear axle (120)	
41.410 FFDK-WW	09.03 -						
41.410 FFDC-WW	09.03 -						
41.460 FFDC-WW	09.03 -						
41.460 FFDK-WW	09.03 -						
41.480 FFDC-WW	06.05 -						
41.480 FFDK-WW	06.05 -						







MAN

TGA 8x4/4 03.00 -

 10	Lenker, Radaufhängung / Track Control Arm Längslenker / Trailing Arm nicht verstellbar / Not adjustable Länge [mm] / Length [mm]:596 Rohr-Ø [mm] / Pipe Ø [mm]:48 Bohrung-Ø 1 / Bohrung-Ø 2 [mm] / Bore Ø 1 / Bore Ø 2 [mm]:19/19 Lochabstand 1/Lochabstand 2 / Hole Pitch 1/ Hole Pitch 2:130/130 Molekularlager / Molecular Bearing	(3) (54) (136) (53) (64) (24) (50) (57)	25041 01 81.43220.6196 © 30610 01	
	41.440 FFD/M	12.04 -	 Antriebsachse / Drive Shaft (19) Achslast [t] / Axle Load [t]:2x13 (18) Baumuster / Model:HW6 (22) mit Stabilisator an der Hinterachse / with stabilizer on the rear axle (120)	
	41.440 FFDC, FFDC	12.04 -	 Antriebsachse / Drive Shaft (19) Achslast [t] / Axle Load [t]:2x13 (18) Baumuster / Model:HW3 (22) mit Stabilisator an der Hinterachse / with stabilizer on the rear axle (120)	
	41.440 FFDK, FDRK	12.04 -	 Antriebsachse / Drive Shaft (19) Achslast [t] / Axle Load [t]:2x13 (18) Baumuster / Model:HW3 HW6 (22) mit Stabilisator an der Hinterachse / with stabilizer on the rear axle (120)	
 10	Lenker, Radaufhängung / Track Control Arm Längslenker / Trailing Arm nicht verstellbar / Not adjustable Länge [mm] / Length [mm]:572 Lochabstand 1/Lochabstand 2 / Hole Pitch 1/ Hole Pitch 2:130/130 Bohrung-Ø 1 / Bohrung-Ø 2 [mm] / Bore Ø 1 / Bore Ø 2 [mm]:19/19 Rohr-Ø [mm] / Pipe Ø [mm]:48 Molekularlager / Molecular Bearing	(3) (54) (136) (53) (50) (24) (64) (57)	25209 02 81.43220.6229 © 23211 01	
	41.660 FVDS, FVDLS	09.02 -	 Vorlaufachse / Leading Axle (71) Baumuster / Model:H95 (22)	
	32.310 FFDC, FFDLC, FFDLRC	01.02 -	 Antriebsachse / Drive Shaft (19) Achslast [t] / Axle Load [t]:2x13 (18) Achslast [t] / Axle Load [t]:2x11,5 (18) Achsausführung / Axle Version:HDY/HY (17) Baumuster / Model:H40 (22)	
	32.310 FFDK, FFDLK	01.02 -		
	32.360 FFDC, FFDLC, FFDLRC	01.02 -		
	32.360 FFDK, FFDLK	01.02 -		
	32.410 FFDC, FFDLC, FFDRK, FFDLRC	01.02 -		
	32.410 FFDK, FFDLK	01.02 -		
	32.460 FFDC, FFDLC, FFDLRC	01.02 -		
	32.460 FFDK, FFDLK	01.02 -		
	32.480 FFDC, FFDLC, FFDLRC	09.02 -		
	32.480 FFDK, FFDLK	09.02 -		
	35.310 FFDK, FFDLK	06.03 -		
	35.360 FFDC, FFDLC	10.03 -		
35.360 FFDK, FFDLK	10.03 -			
35.410 FFDC, FFDLC	10.03 -			
35.410 FFDK, FFDLK	10.03 -			
35.460 FFDC	10.03 -			
35.460 FFDK	10.03 -			
35.480 FFDC, FFDLC, 12816 ccm	10.03 -			
35.480 FFDK, FFDLK	10.03 -			
35.530 FFDK, FFDLK	04.04 -			
35.530 FFDC, FFDLC	04.04 -			
41.530 FVDS, FVDLS	09.02 -	 Vorlaufachse / Leading Axle (71) Baumuster / Model:H94 (22)		
35.310, 35.320 FFDC, FFDLC	02.04 -	 Antriebsachse / Drive Shaft (19) Achslast [t] / Axle Load [t]:2x13 (18) Achslast [t] / Axle Load [t]:2x11,5 (18) Achsausführung / Axle Version:HDY/HY (17) Baumuster / Model:H41 (22)		
35.310, 35.320 FFDK, FFDLK	02.04 -			
35.350, 35.360 FFDC, FFDRK, FFDLC	02.04 -			
35.350, 35.360 FFDK, FFDRK, FFDLK	02.04 -			
35.390, 35.400 FFDC, FFDRK, FFDLC	02.04 -			
35.390, 35.400 FFDK, FFDRK, FFDLK	02.04 -			
35.430, 35.440 FFDC, FFDRK, FFDLC	02.04 -			
35.430, 35.440 FFDK, FFDRK, FFDLK	02.04 -			
35.480 FFDC, FFDLC, 12412 ccm	02.04 -			
35.480 FFDK	02.04 -			










TGA 8x4/4 03.00 -

 8	Lenker, Radaufhängung / Track Control Arm Dreieckslenker / A-Frame Dreieckslenker (NKW) / A-Frame (CV) Länge [mm] / Length [mm]:627 Lochabstand 1/Lochabstand 2 / Hole Pitch 1/ Hole Pitch 2:130/130 Bohrung-Ø 1 / Bohrung-Ø 2 [mm] / Bore Ø 1 / Bore Ø 2 [mm]:23/23 Rohr-Ø [mm] / Pipe Ø [mm]:48	(3) (31) (32) (53) (50) (24) (64)	25210 01 81.43270.6096 © 30588 01 © 31139 01 
	32.310 FFDC, FFDLC, FFDLRC 01.02 - 32.310 FFDK, FFDLK 01.02 - 32.360 FFDC, FFDLC, FFDLRC 01.02 - 32.360 FFDK, FFDLK 01.02 - 32.410 FFDC, FFDLC, FFDRC, FFDLRC 01.02 - 32.410 FFDK, FFDLK 01.02 - 32.460 FFDC, FFDLC, FFDLRC 01.02 - 32.460 FFDK, FFDLK 01.02 - 32.480 FFDC, FFDLC, FFDLRC 09.02 - 32.480 FFDK, FFDLK 09.02 - 35.310 FFDK, FFDLK 06.03 - 35.360 FFDC, FFDLC 10.03 - 35.360 FFDK, FFDLK 10.03 - 35.410 FFDC, FFDLC 10.03 - 35.410 FFDK, FFDLK 10.03 - 35.460 FFDC 10.03 - 35.460 FFDK 10.03 - 35.480 FFDC, FFDLC, 12816 ccm 10.03 - 35.480 FFDK, FFDLK 10.03 - 35.530 FFDK, FFDLK 04.04 - 35.530 FFDC, FFDLC 04.04 -		 Antriebsachse / Drive Shaft (19) Achslast [t] / Axle Load [t]:2x11,5 (18) Achslast [t] / Axle Load [t]:2x13 (18) Achsausführung / Axle Version:HYD/HY (17) Baumuster / Model:H40 (22)
	35.310, 35.320 FFDC, FFDLC 02.04 - 35.310, 35.320 FFDK, FFDLK 02.04 - 35.350, 35.360 FFDC, FFDRC, FFDLC 02.04 - 35.350, 35.360 FFDK, FFDRC, FFDLK 02.04 - 35.390, 35.400 FFDC, FFDRC, FFDLC 02.04 - 35.390, 35.400 FFDK, FFDRC, FFDLK 02.04 - 35.430, 35.440 FFDC, FFDRC, FFDLC 02.04 - 35.430, 35.440 FFDK, FFDRC, FFDLK 02.04 - 35.480 FFDC, FFDLC, 12412 ccm 02.04 - 35.480 FFDK 02.04 -		 Antriebsachse / Drive Shaft (19) Achslast [t] / Axle Load [t]:2x11,5 (18) Achslast [t] / Axle Load [t]:2x13 (18) Achsausführung / Axle Version:HYD/HY (17) Baumuster / Model:H41 (22)










MAN

TGA 8x4/4 03.00 -








 8	Lenker, Radaufhängung / Track Control Arm Dreieckslenker (NKW) / A-Frame (CV) Dreieckslenker / A-Frame Länge [mm] / Length [mm]:627 Rohr-Ø [mm] / Pipe Ø [mm]:48 Bohrung-Ø 1 / Bohrung-Ø 2 [mm] / Bore Ø 1 / Bore Ø 2 [mm]:25/25/25 Lochabstand 1/Lochabstand 2 / Hole Pitch 1/ Hole Pitch 2:130/130/152 Molekularlager / Molecular Bearing	(3) (32) (31) (53) (64) (24) (50) (57)	26053 01 81.43270.6087 ® 25157 01	
	41.660 FVDS, FVDLS	09.02 -	 Antriebsachse / Drive Shaft Achslast [t] / Axle Load [t]:2x13 Baumuster / Model:H95 ->05.2004 mit Stabilisator an der Hinterachse / with stabilizer on the rear axle Ausrichtung des Zentralgelenkes beachten! / Observe alignment of central link	(19) (18) (22) (120) (20)
	41.660 FVDS, FVDLS	09.02 -	 Antriebsachse / Drive Shaft Achslast [t] / Axle Load [t]:13 Baumuster / Model:H95 mit Stabilisator an der Hinterachse / with stabilizer on the rear axle mit Parabelfeder / with parabolic spring Ausrichtung des Zentralgelenkes beachten! / Observe alignment of central link	(19) (18) (22) (120) (117) (20)
	41.660 FVDS, FVDLS	09.02 -	 Antriebsachse / Drive Shaft Achslast [t] / Axle Load [t]:2x16 Baumuster / Model:H95 mit Stabilisator an der Hinterachse / with stabilizer on the rear axle mit Parabelfeder / with parabolic spring Ausrichtung des Zentralgelenkes beachten! / Observe alignment of central link	(19) (18) (22) (120) (117) (20)
	32.310 FFDC, FFDLC, FFDLRC 32.310 FFD-TM 32.360 FFDC, FFDLC, FFDLRC 32.360 FFDK, FFDLK 32.410 FFDC, FFDLC, FFDRC, FFDLRC 32.410 FFDK, FFDLK 32.460 FFDC, FFDLC, FFDLRC 32.460 FFDK, FFDLK 32.480 FFDC, FFDLC, FFDLRC 32.480 FFDK, FFDLK 35.310 FFDK, FFDLK 35.360 FFDC, FFDLC 35.360 FFDK, FFDLK 35.410 FFDC, FFDLC 35.410 FFDK, FFDLK 35.460 FFDC 35.460 FFDK 35.480 FFDC, FFDLC, 12816 ccm 35.480 FFDK, FFDLK 35.530 FFDK, FFDLK 35.530 FFDC, FFDLC	01.02 - 01.02 - 01.02 - 01.02 - 01.02 - 01.02 - 01.02 - 01.02 - 01.02 - 01.02 - 09.02 - 09.02 - 06.03 - 10.03 - 10.03 - 10.03 - 10.03 - 10.03 - 10.03 - 10.03 - 10.03 - 10.03 - 10.03 - 10.03 - 04.04 - 04.04 -	 Antriebsachse / Drive Shaft ->08.2004 Achslast [t] / Axle Load [t]:2x13 Baumuster / Model:H40 mit Stabilisator an der Hinterachse / with stabilizer on the rear axle Ausrichtung des Zentralgelenkes beachten! / Observe alignment of central link	(19) (18) (22) (120) (20)
32.310 FFDC, FFDLC, FFDLRC 32.310 FFD-TM 32.360 FFDC, FFDLC, FFDLRC 32.360 FFDK, FFDLK 32.410 FFDC, FFDLC, FFDRC, FFDLRC 32.410 FFDK, FFDLK 32.460 FFDC, FFDLC, FFDLRC 32.460 FFDK, FFDLK 32.480 FFDC, FFDLC, FFDLRC 32.480 FFDK, FFDLK 35.310 FFDK, FFDLK 35.360 FFDC, FFDLC 35.360 FFDK, FFDLK 35.410 FFDC, FFDLC 35.410 FFDK, FFDLK 35.460 FFDC 35.460 FFDK 35.480 FFDC, FFDLC, 12816 ccm 35.480 FFDK, FFDLK 35.530 FFDK, FFDLK 35.530 FFDC, FFDLC	01.02 - 01.02 - 01.02 - 01.02 - 01.02 - 01.02 - 01.02 - 01.02 - 01.02 - 01.02 - 09.02 - 09.02 - 06.03 - 10.03 - 10.03 - 10.03 - 10.03 - 10.03 - 10.03 - 10.03 - 10.03 - 10.03 - 10.03 - 10.03 - 04.04 - 04.04 -	 Antriebsachse / Drive Shaft Achsausführung / Axle Version:HP-1333 Achsausführung / Axle Version:HP-1352 Achsausführung / Axle Version:HPD-1353 Achsausführung / Axle Version:HPD-1382 Achsausführung / Axle Version:HYP/HY Achsausführung / Axle Version:HD9/H9-13120 Baumuster / Model:H36 mit Stabilisator an der Hinterachse / with stabilizer on the rear axle Ausrichtung des Zentralgelenkes beachten! / Observe alignment of central link	(19) (17) (17) (17) (17) (17) (17) (17) (17) (17) (22) (120) (20)	



TGA		8x4/4	03.00 -			
 8	Lenker, Radaufhängung / Track Control Arm Dreieckslenker (NKW) / A-Frame (CV) Dreieckslenker / A-Frame Länge [mm] / Length [mm]:627 Rohr-Ø [mm] / Pipe Ø [mm]:48 Bohrung-Ø 1 / Bohrung-Ø 2 [mm] / Bore Ø 1 / Bore Ø 2 [mm]:25/25/25 Lochabstand 1/Lochabstand 2 / Hole Pitch 1/ Hole Pitch 2:130/130/152 Molekularlager / Molecular Bearing	(3)		26053 01 81.43270.6087 © 25157 01		
	32.310 FFDC, FFDLC, FFDLRC	01.02 -		Antriebsachse / Drive Shaft		(19)
	32.310 FFD-TM	01.02 -		Achsausführung / Axle Version:HD9/H9-		(17)
	32.360 FFDC, FFDLC, FFDLRC	01.02 -		Achslast [t] / Axle Load [t]:2x11,5		(18)
	32.360 FFDK, FFDLK	01.02 -		Achslast [t] / Axle Load [t]:2x13		(18)
32.410 FFDC, FFDLC, FFDRC, FFDLRC	01.02 -		Baumuster / Model:H40	(22)		
32.410 FFDK, FFDLK	01.02 -		Ausrichtung des Zentralgelenkes beachten! / Observe alignment of central link	(20)		
32.460 FFDC, FFDLC, FFDLRC	09.02 -					
32.460 FFDK, FFDLK	09.02 -					
32.480 FFDC, FFDLC, FFDLRC	06.03 -					
32.480 FFDK, FFDLK	10.03 -					
35.310 FFDK, FFDLK	10.03 -					
35.360 FFDC, FFDLC	10.03 -					
35.360 FFDK, FFDLK	10.03 -					
35.410 FFDC, FFDLC	10.03 -					
35.410 FFDK, FFDLK	10.03 -					
35.460 FFDC	10.03 -					
35.460 FFDK	10.03 -					
35.480 FFDC, FFDLC, 12816 ccm	10.03 -					
35.480 FFDK, FFDLK	10.03 -					
35.530 FFDK, FFDLK	04.04 -					
35.530 FFDC, FFDLC	04.04 -					
32.310 FFDK, FFDLK	01.02 -			Antriebsachse / Drive Shaft	(19)	
35.310 FFDC, FFDLC	06.03 -		Achsausführung / Axle Version:HP-1333	(17)		
			Achsausführung / Axle Version:HP-1352	(17)		
			Achsausführung / Axle Version:HPD-1353	(17)		
			Achsausführung / Axle Version:HPD-1382	(17)		
			Achsausführung / Axle Version:HYP/HY	(17)		
			Achsausführung / Axle Version:HD9/H9-13120	(17)		
			Baumuster / Model:H36	(22)		
			mit Stabilisator an der Hinterachse / with stabilizer on the rear axle	(120)		
			Ausrichtung des Zentralgelenkes beachten! / Observe alignment of central link	(20)		
32.360 FFD-TM	01.02 -			Antriebsachse / Drive Shaft	(19)	
32.410 FFD-TM	01.02 -		Achsausführung / Axle Version:HYD/HY	(17)		
32.460 FFD-TM	01.02 -		Achsausführung / Axle Version:HP-1333	(17)		
32.480 FFD-TM	09.02 -		Achsausführung / Axle Version:HPD-1353	(17)		
			Baumuster / Model:H48	(22)		
			mit Stabilisator an der Hinterachse / with stabilizer on the rear axle	(120)		
			mit Parabelfeder / with parabolic spring	(117)		
			Ausrichtung des Zentralgelenkes beachten! / Observe alignment of central link	(20)		
32.360 FFD-TM	01.02 -			Antriebsachse / Drive Shaft	(19)	
32.410 FFD-TM	01.02 -		Achsausführung / Axle Version:HP-1333	(17)		
32.460 FFD-TM	01.02 -		Achsausführung / Axle Version:HP-1352	(17)		
32.480 FFD-TM	09.02 -		Achsausführung / Axle Version:HPD-1353	(17)		
			Achsausführung / Axle Version:HPD-1382	(17)		
			Achsausführung / Axle Version:HYP/HY	(17)		
			Achsausführung / Axle Version:HD9/H9-13120	(17)		
			Baumuster / Model:H36	(22)		
			mit Stabilisator an der Hinterachse / with stabilizer on the rear axle	(120)		
			Ausrichtung des Zentralgelenkes beachten! / Observe alignment of central link	(20)		
41.360 FFDC, FFDC/M, FFDC/M-WW	01.03 -			Antriebsachse / Drive Shaft	(19)	
			Achsausführung / Axle Version:HP-1352	(17)		
			Achsausführung / Axle Version:HPD-1382	(17)		
			Achsausführung / Axle Version:HP-1333	(17)		
			Achsausführung / Axle Version:HPD-1353	(17)		
			Achsausführung / Axle Version:HYP/HY	(17)		
			Achsausführung / Axle Version:HD9/H9-13120	(17)		
			Baumuster / Model:H38	(22)		
			mit Stabilisator an der Hinterachse / with stabilizer on the rear axle	(120)		
			Ausrichtung des Zentralgelenkes beachten! / Observe alignment of central link	(20)		




MAN

TGA 8x4/4 03.00 -

<div style="border: 1px solid black; padding: 2px; display: inline-block;">8</div>	Lenker, Radaufhängung / Track Control Arm Dreieckslenker (NKW) / A-Frame (CV) Dreieckslenker / A-Frame Länge [mm] / Length [mm]:627 Rohr-Ø [mm] / Pipe Ø [mm]:48 Bohrung-Ø 1 / Bohrung-Ø 2 [mm] / Bore Ø 1 / Bore Ø 2 [mm]:25/25/25 Lochabstand 1/Lochabstand 2 / Hole Pitch 1/ Hole Pitch 2:130/130/152 Molekularlager / Molecular Bearing	(3)	26053 01 81.43270.6087 © 25157 01	
		(32) (31) (53) (64) (24) (50) (57)		
	41.530 FVDS, FVDLS	09.02 -	 Antriebsachse / Drive Shaft (19) Achslast [t] / Axle Load [t]:2x13 (18) für Fahrzeuge mit gelenkter Nachlaufachse / For vehicles with hinged (95) trailing axle Baumuster / Model:H94 (22) ->05.2004 mit Stabilisator an der Hinterachse / with stabilizer on the rear axle (120) Ausrichtung des Zentralgelenkes beachten! / Observe alignment of (20) central link	
	41.530 FVDS, FVDLS	09.02 -		 Antriebsachse / Drive Shaft (19) Achslast [t] / Axle Load [t]:13 (18) für Fahrzeuge mit gelenkter Nachlaufachse / For vehicles with hinged (95) trailing axle Achslast [t] / Axle Load [t]:8,1 (18) Baumuster / Model:H94 (22) mit Stabilisator an der Hinterachse / with stabilizer on the rear axle (120) mit Parabelfeder / with parabolic spring (117) Ausrichtung des Zentralgelenkes beachten! / Observe alignment of (20) central link
	35.310, 35.320 FFDC, FFDLC 35.310, 35.320 FFDK, FFDLK 35.350, 35.360 FFDC, FFDRC, FFDLC 35.350, 35.360 FFDK, FFDRC, FFDLK 35.390, 35.400 FFDC, FFDRC, FFDLC 35.390, 35.400 FFDK, FFDRC, FFDLK 35.430, 35.440 FFDC, FFDRC, FFDLC 35.430, 35.440 FFDK, FFDRC, FFDLK 35.480 FFDC, FFDLC, 12412 ccm 35.480 FFDK	02.04 - 02.04 - 02.04 - 02.04 - 02.04 - 02.04 - 02.04 - 02.04 - 02.04 - 02.04 -	 Antriebsachse / Drive Shaft (19) ->08.2004 Achslast [t] / Axle Load [t]:2x13 (18) Baumuster / Model:H41 (22) mit Stabilisator an der Hinterachse / with stabilizer on the rear axle (120) Ausrichtung des Zentralgelenkes beachten! / Observe alignment of (20) central link	
	35.310, 35.320 FFDC, FFDLC 35.310, 35.320 FFDK, FFDLK 35.350, 35.360 FFDC, FFDRC, FFDLC 35.350, 35.360 FFDK, FFDRC, FFDLK 35.390, 35.400 FFDC, FFDRC, FFDLC 35.390, 35.400 FFDK, FFDRC, FFDLK 35.430, 35.440 FFDC, FFDRC, FFDLC 35.430, 35.440 FFDK, FFDRC, FFDLK 35.480 FFDC, FFDLC, 12412 ccm 35.480 FFDK	02.04 - 02.04 - 02.04 - 02.04 - 02.04 - 02.04 - 02.04 - 02.04 - 02.04 - 02.04 -		 Antriebsachse / Drive Shaft (19) Achsausführung / Axle Version:HP-1352 (17) Achsausführung / Axle Version:HPD-1382 (17) Achsausführung / Axle Version:HP-1333 (17) Achsausführung / Axle Version:HPD-1353 (17) Achsausführung / Axle Version:HYP/HY (17) Achsausführung / Axle Version:HD9/H9-13120 (17) Baumuster / Model:H37 (22) mit Stabilisator an der Hinterachse / with stabilizer on the rear axle (120) Ausrichtung des Zentralgelenkes beachten! / Observe alignment of (20) central link
	35.310, 35.320 FFDC, FFDLC 35.310, 35.320 FFDK, FFDLK 35.350, 35.360 FFDC, FFDRC, FFDLC 35.350, 35.360 FFDK, FFDRC, FFDLK 35.390, 35.400 FFDC, FFDRC, FFDLC 35.390, 35.400 FFDK, FFDRC, FFDLK 35.430, 35.440 FFDC, FFDRC, FFDLC 35.430, 35.440 FFDK, FFDRC, FFDLK 35.480 FFDC, FFDLC, 12412 ccm 35.480 FFDK	02.04 - 02.04 - 02.04 - 02.04 - 02.04 - 02.04 - 02.04 - 02.04 - 02.04 - 02.04 -	 Antriebsachse / Drive Shaft (19) Achsausführung / Axle Version:HD9/H9- (17) Achslast [t] / Axle Load [t]:2x13 (18) Achslast [t] / Axle Load [t]:2x11,5 (18) Baumuster / Model:H41 (22) Ausrichtung des Zentralgelenkes beachten! / Observe alignment of (20) central link	
	35.310, 35.320 FFD-TM 35.350, 35.360 FFD-TM 35.390, 35.400 FFD-TM 35.430, 35.440 FFD-TM 35.480 FFD-TM	02.04 - 02.04 - 02.04 - 02.04 - 02.04 -		 Antriebsachse / Drive Shaft (19) Achsausführung / Axle Version:HP-1352 (17) Achsausführung / Axle Version:HPD-1382 (17) Achsausführung / Axle Version:HP-1333 (17) Achsausführung / Axle Version:HPD-1353 (17) Achsausführung / Axle Version:HYP/HY (17) Achsausführung / Axle Version:HD9/H9-13120 (17) Baumuster / Model:H37 (22) mit Stabilisator an der Hinterachse / with stabilizer on the rear axle (120) Ausrichtung des Zentralgelenkes beachten! / Observe alignment of (20) central link







TGA 8x4/4 03.00 -

8	<p>Lenker, Radaufhängung / Track Control Arm</p> <p>Dreieckslenker (NKW) / A-Frame (CV) (3)</p> <p>Dreieckslenker / A-Frame (31)</p> <p>Länge [mm] / Length [mm]:627 (53)</p> <p>Rohr-Ø [mm] / Pipe Ø [mm]:48 (64)</p> <p>Bohrung-Ø 1 / Bohrung-Ø 2 [mm] / Bore Ø 1 / Bore Ø 2 [mm]:25/25/25 (24)</p> <p>Lochabstand 1/Lochabstand 2 / Hole Pitch 1/ Hole Pitch 2:130/130/152 (50)</p> <p>Molekularlager / Molecular Bearing (57)</p>	<p>26053 01 81.43270.6087</p> <p>® 25157 01</p>	
	<p>37.310, 37.320 FFDC 12.04 -</p> <p>37.310, 37.320 FFDK 12.04 -</p> <p>37.310, 37.320 FFD-TM 12.04 -</p> <p>37.350, 37.360 FFDC 12.04 -</p> <p>37.350, 37.360 FFDK 12.04 -</p> <p>37.350, 37.360 FFD-TM 12.04 -</p> <p>37.390, 37.400 FFDC 12.04 -</p> <p>37.390, 37.400 FFDK 12.04 -</p> <p>37.390, 37.400 FFD-TM 12.04 -</p> <p>37.430, 37.440 FFDC 12.04 -</p> <p>37.430, 37.440 FFDK 12.04 -</p> <p>37.430, 37.440 FFD-TM 12.04 -</p> <p>37.480 FFDC, 12412 ccm 02.06 -</p> <p>37.480 FFDK, 12412 ccm 02.06 -</p> <p>37.480 FFD-TM, 12412 ccm 02.06 -</p> <p>41.350, 41.360 FFDC, FFDC/M, FFDRC 12.04 -</p> <p>41.350, 41.360 FFDK, FDRK 12.04 -</p> <p>41.350, 41.360 FFD-TM 12.04 -</p> <p>41.390, 41.400 FFDC, FFDRC, FFDC/M 12.04 -</p> <p>41.390, 41.400 FFDK, FFDRC 12.04 -</p> <p>41.390, 41.400 FFD-TM 12.04 -</p> <p>41.430, 41.440 FFDC 12.04 -</p> <p>41.430, 41.440 FFDC, FFDRC, FFDC/M 12.04 -</p> <p>41.430, 41.440 FFDK, FFDRC 12.04 -</p> <p>41.480 FFDC, FFDRC, FFDC/M 02.06 -</p> <p>41.480 FFDK, FFDRC 02.06 -</p> <p>41.480 FFD-TM, 12412 ccm 02.06 -</p>	<p></p> <p>Antriebsachse / Drive Shaft (19)</p> <p>Achsausführung / Axle Version:HP-1333 (17)</p> <p>Achsausführung / Axle Version:HP-1352 (17)</p> <p>Achsausführung / Axle Version:HPD-1353 (17)</p> <p>Achsausführung / Axle Version:HPD-1382 (17)</p> <p>Achsausführung / Axle Version:HYP/HY (17)</p> <p>Achsausführung / Axle Version:HD9/H9-13120 (17)</p> <p>Baumuster / Model:H39 (22)</p> <p>mit Stabilisator an der Hinterachse / with stabilizer on the rear axle (120)</p> <p>Ausrichtung des Zentralgelenkes beachten! / Observe alignment of central link (20)</p>	
	<p>32.350, 32.360 FFDRC 05.04 -</p> <p>32.350, 32.360 FFD-TM, FFDR-TM 02.04 -</p> <p>32.390, 32.400 FFDRC 05.04 -</p> <p>32.390, 32.400 FFD-TM, FFDR-TM 05.04 -</p> <p>32.430, 32.440 FFDRC 05.04 -</p> <p>32.430, 32.440 FFD-TM, FFDR-TM 05.04 -</p> <p>32.480 FFDRC 02.06 -</p> <p>32.480 FFD-TM, FFDR-TM 02.06 -</p>	<p></p> <p>Antriebsachse / Drive Shaft (19)</p> <p>Achsausführung / Axle Version:HP-1333 (17)</p> <p>Achsausführung / Axle Version:HPD-1353 (17)</p> <p>Achsausführung / Axle Version:HYP/HY (17)</p> <p>Baumuster / Model:H49 (22)</p> <p>mit Stabilisator an der Hinterachse / with stabilizer on the rear axle (120)</p> <p>mit Parabelfeder / with parabolic spring (117)</p> <p>Ausrichtung des Zentralgelenkes beachten! / Observe alignment of central link (20)</p>	



MAN

TGA 8x4/4 03.00 -

 8	Lenker, Radaufhängung / Track Control Arm Dreieckslenker (NKW) / A-Frame (CV) Länge [mm] / Length [mm]:627 Lochabstand 1/Lochabstand 2 / Hole Pitch 1/ Hole Pitch 2:152/130/130 Bohrung-Ø 1 / Bohrung-Ø 2 [mm] / Bore Ø 1 / Bore Ø 2 [mm]:25/25/25 Rohr-Ø [mm] / Pipe Ø [mm]:48 Molekularlager / Molecular Bearing	(3) (32) (53) (50) (24) (64) (57)	27709 01 81.43270.6137 © 25157 01	
	32.310 FFDC, FFDLC, FFDLRC 01.02 - 32.310 FFDK, FFDLK 01.02 - 32.310 FFD-TM 01.02 - 32.360 FFDC, FFDLC, FFDLRC 01.02 - 32.360 FFDK, FFDLK 01.02 - 32.360 FFD-TM 01.02 - 32.410 FFDC, FFDLC, FFDRC, FFDLRC 01.02 - 32.410 FFDK, FFDLK 01.02 - 32.410 FFD-TM 01.02 - 32.460 FFDC, FFDLC, FFDLRC 01.02 - 32.460 FFDK, FFDLK 01.02 - 32.460 FFD-TM 01.02 - 32.480 FFDC, FFDLC, FFDLRC 09.02 - 32.480 FFDK, FFDLK 09.02 - 32.480 FFD-TM 09.02 - 35.310 FFDC, FFDLC 06.03 - 35.310 FFDK, FFDLK 06.03 - 35.360 FFDC, FFDLC 10.03 - 35.360 FFDK, FFDLK 10.03 - 35.410 FFDC, FFDLC 10.03 - 35.410 FFDK, FFDLK 10.03 - 35.460 FFDC 10.03 - 35.460 FFDK 10.03 - 35.480 FFDC, FFDLC, 12816 ccm 10.03 - 35.480 FFDK, FFDLK 10.03 - 35.530 FFDK, FFDLK 04.04 - 35.530 FFDC, FFDLC 04.04 - 41.360 FFDC, FFDC/M, FFDC/M-WW 01.03 -	 Antriebsachse / Drive Shaft (19) Achsausführung / Axle Version:HD9-13120 (17) Achsausführung / Axle Version:H9-13120 (17) Achsausführung / Axle Version:HP-1352 (17) Achsausführung / Axle Version:HPD-1382 (17) Achsausführung / Axle Version:HP-1333 (17) Achsausführung / Axle Version:HPD-1353 (17) Baumuster / Model:H36 (22) Ausrichtung des Zentralgelenkes beachten! / Observe alignment of central link (20)		
35.310, 35.320 FFDC, FFDLC 02.04 - 35.310, 35.320 FFDK, FFDLK 02.04 - 35.310, 35.320 FFD-TM 02.04 - 35.350, 35.360 FFDC, FFDRC, FFDLC 02.04 - 35.350, 35.360 FFDK, FFDRC, FFDLK 02.04 - 35.350, 35.360 FFD-TM 02.04 - 35.390, 35.400 FFDC, FFDRC, FFDLC 02.04 - 35.390, 35.400 FFDK, FFDRC, FFDLK 02.04 - 35.390, 35.400 FFD-TM 02.04 - 35.430, 35.440 FFDC, FFDRC, FFDLC 02.04 - 35.430, 35.440 FFDK, FFDRC, FFDLK 02.04 - 35.430, 35.440 FFD-TM 02.04 - 35.480 FFDC, FFDLC, 12412 ccm 02.04 - 35.480 FFDK 02.04 - 35.480 FFD-TM 02.04 -	 Antriebsachse / Drive Shaft (19) Achsausführung / Axle Version:HD9-13120 (17) Achsausführung / Axle Version:H9-13120 (17) Achsausführung / Axle Version:HP-1352 (17) Achsausführung / Axle Version:HPD-1382 (17) Achsausführung / Axle Version:HP-1333 (17) Achsausführung / Axle Version:HPD-1353 (17) Baumuster / Model:H37 (22) Ausrichtung des Zentralgelenkes beachten! / Observe alignment of central link (20)			



Pos



Ref.




MAN

TGA		8x4/4		03.00 -	
8	Lenker, Radaufhängung / Track Control Arm	(3)		27709 01	81.43270.6137
	Dreieckslenker (NKW) / A-Frame (CV)	(32)		® 25157 01	
	Länge [mm] / Length [mm]:627	(53)			
	Lochabstand 1/Lochabstand 2 / Hole Pitch 1/ Hole Pitch 2:152/130/130	(50)			
	Bohrung-Ø 1 / Bohrung-Ø 2 [mm] / Bore Ø 1 / Bore Ø 2 [mm]:25/25/25	(24)			
	Rohr-Ø [mm] / Pipe Ø [mm]:48	(64)			
	Molekularlager / Molecular Bearing	(57)			
	37.310, 37.320 FFDC	12.04 -		Antriebsachse / Drive Shaft	(19)
	37.310, 37.320 FFDK	12.04 -		Achsausführung / Axle Version:HD9-13120	(17)
	37.310, 37.320 FFD-TM	12.04 -		Achsausführung / Axle Version:H9-13120	(17)
	37.350, 37.360 FFDC	12.04 -		Achsausführung / Axle Version:HP-1352	(17)
	37.350, 37.360 FFDK	12.04 -		Achsausführung / Axle Version:HPD-1382	(17)
	37.350, 37.360 FFD-TM	12.04 -		Achsausführung / Axle Version:HP-1333	(17)
	37.390, 37.400 FFDC	12.04 -		Achsausführung / Axle Version:HPD-1353	(17)
	37.390, 37.400 FFDK	12.04 -		Baumuster / Model:H39	(22)
	37.390, 37.400 FFD-TM	12.04 -		Ausrichtung des Zentralgelenkes beachten! / Observe alignment of central link	(20)
	37.430, 37.440 FFDC	12.04 -			
	37.430, 37.440 FFDK	12.04 -			
	37.430, 37.440 FFD-TM	12.04 -			
	37.480 FFDC, 12412 ccm	02.06 -			
	37.480 FFDK, 12412 ccm	02.06 -			
	37.480 FFD-TM, 12412 ccm	02.06 -			
	41.350, 41.360 FFDC, FFDC/M, FFDRC	12.04 -			
	41.350, 41.360 FFDK, FDRK	12.04 -			
	41.350, 41.360 FFD-TM	12.04 -			
	41.390, 41.400 FFDC, FFDRC, FFDC/M	12.04 -			
	41.390, 41.400 FFDK, FDRK	12.04 -			
	41.390, 41.400 FFD-TM	12.04 -			
	41.430, 41.440 FFD-TM	12.04 -			
	41.430, 41.440 FFDC, FFDRC, FFDC/M	12.04 -			
	41.430, 41.440 FFDK, FDRK	12.04 -			
	41.480 FFDC, FFDRC, FFDC/M	02.06 -			
	41.480 FFDK, FDRK	02.06 -			
	41.480 FFD-TM, 12412 ccm	02.06 -			












MAN

TGA 8x4/4 03.00 -

8	Lenker, Radaufhängung / Track Control Arm Dreieckslenker (NKW) / A-Frame (CV) Länge [mm] / Length [mm]:627 Rohr-Ø [mm] / Pipe Ø [mm]:58 Bohrung-Ø 1 / Bohrung-Ø 2 [mm] / Bore Ø 1 / Bore Ø 2 [mm]:25/25 Lochabstand 1/Lochabstand 2 / Hole Pitch 1/ Hole Pitch 2:130/130	(3) (32) (53) (64) (24) (50)	30416 01 81.43270.6117 © 25157 01 © 31139 01 
	41.660 FVDS, FVDLS 09.02 -		Antriebsachse / Drive Shaft (19) Achslast [t] / Axle Load [t]:2x13 (18) Baumuster / Model:H95 (22) 05.2004-> mit Stabilisator an der Hinterachse / with stabilizer on the rear axle (120)
	32.310 FFDC, FFDLC, FFDLRC 01.02 - 32.310 FFDK, FFDLK 01.02 - 32.360 FFDC, FFDLC, FFDLRC 01.02 - 32.360 FFDK, FFDLK 01.02 - 32.410 FFDC, FFDLC, FFDRC, FFDLRC 01.02 - 32.410 FFDK, FFDLK 01.02 - 32.460 FFDC, FFDLC, FFDLRC 01.02 - 32.460 FFDK, FFDLK 01.02 - 32.480 FFDC, FFDLC, FFDLRC 09.02 - 32.480 FFDK, FFDLK 09.02 - 35.310 FFDK, FFDLK 06.03 - 35.360 FFDC, FFDLC 10.03 - 35.360 FFDK, FFDLK 10.03 - 35.410 FFDC, FFDLC 10.03 - 35.410 FFDK, FFDLK 10.03 - 35.460 FFDC 10.03 - 35.460 FFDK 10.03 - 35.480 FFDC, FFDLC, 12816 ccm 10.03 - 35.480 FFDK, FFDLK 10.03 - 35.530 FFDK, FFDLK 04.04 - 35.530 FFDC, FFDLC 04.04 -		Antriebsachse / Drive Shaft (19) Achslast [t] / Axle Load [t]:2x13 (18) Baumuster / Model:H40 (22) 08.2004-> mit Stabilisator an der Hinterachse / with stabilizer on the rear axle (120)
	41.360 FFDC, FFDC/M, FFDC/M-WW 01.03 -		Antriebsachse / Drive Shaft (19) Achsausführung / Axle Version:HPD-1382 (17) Achsausführung / Axle Version:HP-1352 (17) Baumuster / Model:H38 HW3 H46 (22) mit Stabilisator an der Hinterachse / with stabilizer on the rear axle (120)
	41.360 FFDC, FFDC/M, FFDC/M-WW 01.03 -		Antriebsachse / Drive Shaft (19) Achsausführung / Axle Version:HD9 (17) Achsausführung / Axle Version:H9-13120 (17) Baumuster / Model:H46 (22) mit Trapezfeder / With trapezoid spring (122) mit Stabilisator an der Hinterachse / with stabilizer on the rear axle (120)
	41.530 FVDS, FVDLS 09.02 -		Antriebsachse / Drive Shaft (19) Achslast [t] / Axle Load [t]:2x13 (18) Baumuster / Model:H94 (22) 05.2004-> mit Stabilisator an der Hinterachse / with stabilizer on the rear axle (120)
	35.310, 35.320 FFDC, FFDLC 02.04 - 35.310, 35.320 FFDK, FFDLK 02.04 - 35.350, 35.360 FFDC, FFDRC, FFDLC 02.04 - 35.350, 35.360 FFDK, FFDRC, FFDLK 02.04 - 35.390, 35.400 FFDC, FFDRC, FFDLC 02.04 - 35.390, 35.400 FFDK, FFDRC, FFDLK 02.04 - 35.430, 35.440 FFDC, FFDRC, FFDLC 02.04 - 35.430, 35.440 FFDK, FFDRC, FFDLK 02.04 - 35.480 FFDC, FFDLC, 12412 ccm 02.04 - 35.480 FFDK 02.04 -		Antriebsachse / Drive Shaft (19) Achslast [t] / Axle Load [t]:2x13 (18) Baumuster / Model:H41 (22) 08.2004-> mit Stabilisator an der Hinterachse / with stabilizer on the rear axle (120)






TGA 8x4/4 03.00 -

 8	Lenker, Radaufhängung / Track Control Arm Dreieckslenker (NKW) / A-Frame (CV) Länge [mm] / Length [mm]:627 Rohr-Ø [mm] / Pipe Ø [mm]:58 Bohrung-Ø 1 / Bohrung-Ø 2 [mm] / Bore Ø 1 / Bore Ø 2 [mm]:25/25 Lochabstand 1/Lochabstand 2 / Hole Pitch 1/ Hole Pitch 2:130/130	(3) (32) (53) (64) (24) (50)	30416 01 81.43270.6117 © 25157 01 © 31139 01 
	37.310, 37.320 FFDC 12.04 - 37.310, 37.320 FFDK 12.04 - 37.310, 37.320 FFD-TM 12.04 - 37.350, 37.360 FFDC 12.04 - 37.350, 37.360 FFDK 12.04 - 37.350, 37.360 FFD-TM 12.04 - 37.390, 37.400 FFDC 12.04 - 37.390, 37.400 FFDK 12.04 - 37.390, 37.400 FFD-TM 12.04 - 37.430, 37.440 FFDC 12.04 - 37.430, 37.440 FFDK 12.04 - 37.430, 37.440 FFD-TM 12.04 - 37.480 FFDC, 12412 ccm 02.06 - 37.480 FFDK, 12412 ccm 02.06 - 37.480 FFD-TM, 12412 ccm 02.06 - 41.430, 41.440 FFD-TM 12.04 -		 Antriebsachse / Drive Shaft (19) Achsausführung / Axle Version:HPD-1382 (17) Achsausführung / Axle Version:HP-1352 (17) Baumuster / Model:H39 (22) mit Stabilisator an der Hinterachse / with stabilizer on the rear axle (120)
	41.350, 41.360 FFDC, FFDC/M, FFDRK 12.04 - 41.350, 41.360 FFDK, FDRK 12.04 - 41.390, 41.400 FFDC, FFDRK, FFDC/M 12.04 - 41.390, 41.400 FFDK, FFDRK 12.04 - 41.430, 41.440 FFDC, FFDRK, FFDC/M 12.04 - 41.430, 41.440 FFDK, FFDRK 12.04 - 41.480 FFDC, FFDRK, FFDC/M 02.06 -		 Antriebsachse / Drive Shaft (19) Achsausführung / Axle Version:HPD-1382 (17) Achsausführung / Axle Version:HP-1352 (17) Baumuster / Model:H39 HW3 (22) mit Stabilisator an der Hinterachse / with stabilizer on the rear axle (120)
	41.350, 41.360 FFD-TM 12.04 - 41.390, 41.400 FFD-TM 12.04 - 41.480 FFD-TM, 12412 ccm 02.06 -		 Antriebsachse / Drive Shaft (19) Achsausführung / Axle Version:HPD-1382 (17) Achsausführung / Axle Version:HP-1352 (17) Baumuster / Model:H39 HW6 (22) mit Stabilisator an der Hinterachse / with stabilizer on the rear axle (120)
	41.480 FFDK, FFDRK 02.06 -		 Antriebsachse / Drive Shaft (19) Achsausführung / Axle Version:HPD-1382 (17) Achsausführung / Axle Version:HP-1352 (17) Baumuster / Model:H39 HW3 HW6 (22) mit Stabilisator an der Hinterachse / with stabilizer on the rear axle (120)
	41.440 FFD/M 12.04 -		 Antriebsachse / Drive Shaft (19) Achsausführung / Axle Version:HPD-1382 (17) Achsausführung / Axle Version:HP-1352 (17) Baumuster / Model:HW6 (22) mit Stabilisator an der Hinterachse / with stabilizer on the rear axle (120)
	41.440 FFDC, FFDRK 12.04 -		 Antriebsachse / Drive Shaft (19) Achsausführung / Axle Version:HPD-1382 (17) Achsausführung / Axle Version:HP-1352 (17) Baumuster / Model:HW3 (22) mit Stabilisator an der Hinterachse / with stabilizer on the rear axle (120)
	41.440 FFDK, FDRK 12.04 -		 Antriebsachse / Drive Shaft (19) Achsausführung / Axle Version:HPD-1382 (17) Achsausführung / Axle Version:HP-1352 (17) Baumuster / Model:HW3 HW6 (22) mit Stabilisator an der Hinterachse / with stabilizer on the rear axle (120)



MAN

TGA 8x4/4 03.00 -

8	Lenker, Radaufhängung / Track Control Arm	(3)	30752 01	81.43270.6145
	Dreieckslenker (NKW) / A-Frame (CV) Länge [mm] / Length [mm]:622 Rohr-Ø [mm] / Pipe Ø [mm]:60 Bohrung-Ø 1 / Bohrung-Ø 2 [mm] / Bore Ø 1 / Bore Ø 2 [mm]:24/24 Lochabstand 1/Lochabstand 2 / Hole Pitch 1/ Hole Pitch 2:130/130	(32) (53) (64) (24) (50)		
	41.660 FVDS, FVDLS 09.02 -	 1.HA / 1st RA (12) 2.HA / 2nd RA (14) Baumuster / Model:H95 (22)		
	41.360 FFDC, FFDC/M, FFDC/M-WW 01.03 -	1.HA / 1st RA (12) 2.HA / 2nd RA (14) Achslast [t] / Axle Load [t]:2 x 16 (18) Achsausführung / Axle Version:HP-1652 / HPD-1682 (17) Baumuster / Model:H38 H46 HW3 (22)		
	41.480 FVDS, FVDLS 07.02 - 41.530 FVDS, FVDLS 09.02 - 41.540 FVDLS 11.06 -	 1.HA / 1st RA (12) 2.HA / 2nd RA (14) Baumuster / Model:H94 (22)		
	41.350, 41.360 FFDC, FFDC/M, FFDCRC 12.04 - 41.350, 41.360 FFDK, FDRK 12.04 - 41.390, 41.400 FFDC, FFDCRC, FFDC/M 12.04 - 41.390, 41.400 FFDK, FFDRC 12.04 - 41.430, 41.440 FFDC, FFDCRC, FFDC/M 12.04 - 41.430, 41.440 FFDK, FFDRC 12.04 - 41.480 FFDC, FFDCRC, FFDC/M 02.06 - 41.480 FFDK, FFDRC 02.06 -	1.HA / 1st RA (12) 2.HA / 2nd RA (14) Achslast [t] / Axle Load [t]:2 x 16 (18) Achsausführung / Axle Version:HP-1652 / HPD-1682 (17) Baumuster / Model:H39 HW3 (22)		
	41.360 FFDK-WW 09.03 - 41.410 FFDK-WW 09.03 - 41.410 FFDC-WW 09.03 - 41.460 FFDC-WW 09.03 - 41.460 FFDK-WW 09.03 - 41.480 FFDC-WW 06.05 - 41.480 FFDK-WW 06.05 -	1.HA / 1st RA (12) 2.HA / 2nd RA (14) Achslast [t] / Axle Load [t]:2 x 16 (18) Achsausführung / Axle Version:HP-1652 / HPD-1682 (17) Baumuster / Model:H46 (22)		
	41.440 FFDC, FFDCRC 12.04 - 41.440 FFDK, FDRK 12.04 -	1.HA / 1st RA (12) 2.HA / 2nd RA (14) Achslast [t] / Axle Load [t]:2 x 16 (18) Achsausführung / Axle Version:HP-1652 / HPD-1682 (17) Baumuster / Model:HW3 (22)		

Pos










Ref.



MAN







TGA 8x4/4 03.00 -

10	Lenker, Radaufhängung / Track Control Arm Längslenker / Trailing Arm Länge [mm] / Length [mm]:585 Rohr-Ø [mm] / Pipe Ø [mm]:58 Bohrung-Ø 1 / Bohrung-Ø 2 [mm] / Bore Ø 1 / Bore Ø 2 [mm]:21 / 21 Lochabstand 1/Lochabstand 2 / Hole Pitch 1/ Hole Pitch 2:130/ 130 Molekularlager / Molecular Bearing	(3) (54) (53) (64) (24) (50) (57)	31936 01 82.43220.6008 © 21769 01 
	41.360 FFDC, FFDC/M, FFDC/M-WW 01.03 -		 Antriebsachse / Drive Shaft (19) Achsausführung / Axle Version:HPD-/HP- (17) Achslast [t] / Axle Load [t]:2x16 (18) ->03.2005 Baumuster / Model:H38 (22) mit Trapezfeder / With trapezoid spring (122) Mittelhohe Bauart / Medium-high design (56)
	41.360 FFDC, FFDC/M, FFDC/M-WW 01.03 -		 Antriebsachse / Drive Shaft (19) Achsausführung / Axle Version:HPD-/HP- (17) Achslast [t] / Axle Load [t]:2x16 (18) ->03.2005 Baumuster / Model:H46 HW3 (22) mit Trapezfeder / With trapezoid spring (122)
	41.360 FFDC, FFDC/M, FFDC/M-WW 01.03 -		 Antriebsachse / Drive Shaft (19) Achsausführung / Axle Version:HPD-/HP- (17) Achslast [t] / Axle Load [t]:2x16 (18) 06.2004-> Baumuster / Model:H38 (22) mit Parabelfeder / with parabolic spring (117) Mittelhohe Bauart / Medium-high design (56)
	35.390, 35.400 FFDC, FFDC/M, FFDC/M-WW 02.04 -		 Antriebsachse / Drive Shaft (19) Achsausführung / Axle Version:HPD-/HP- (17) Achslast [t] / Axle Load [t]:2x16 (18) ->03.2005 Baumuster / Model:HW3 (22) mit Trapezfeder / With trapezoid spring (122) Mittelhohe Bauart / Medium-high design (56)
	37.310, 37.320 FFDC 12.04 - 37.310, 37.320 FFDC 12.04 - 37.310, 37.320 FFD-TM 12.04 - 37.350, 37.360 FFDC 12.04 - 37.350, 37.360 FFDK 12.04 - 37.350, 37.360 FFD-TM 12.04 - 37.390, 37.400 FFDC 12.04 - 37.390, 37.400 FFDK 12.04 - 37.390, 37.400 FFD-TM 12.04 - 37.430, 37.440 FFDC 12.04 - 37.430, 37.440 FFDK 12.04 - 37.430, 37.440 FFD-TM 12.04 - 37.480 FFDC, 12412 ccm 02.06 - 37.480 FFDK, 12412 ccm 02.06 - 37.480 FFD-TM, 12412 ccm 02.06 - 41.350, 41.360 FFD-TM 12.04 - 41.390, 41.400 FFD-TM 12.04 - 41.430, 41.440 FFD-TM 12.04 - 41.480 FFD-TM, 12412 ccm 02.06 -		 Antriebsachse / Drive Shaft (19) Achsausführung / Axle Version:HPD-/HP- (17) Achslast [t] / Axle Load [t]:2x16 (18) ->03.2005 Baumuster / Model:H39 (22) mit Trapezfeder / With trapezoid spring (122) Mittelhohe Bauart / Medium-high design (56)
	37.310, 37.320 FFDC 12.04 - 37.310, 37.320 FFDK 12.04 - 37.310, 37.320 FFD-TM 12.04 - 37.350, 37.360 FFDC 12.04 - 37.350, 37.360 FFDK 12.04 - 37.350, 37.360 FFD-TM 12.04 - 37.390, 37.400 FFDC 12.04 - 37.390, 37.400 FFDK 12.04 - 37.390, 37.400 FFD-TM 12.04 - 37.430, 37.440 FFDC 12.04 - 37.430, 37.440 FFDK 12.04 - 37.430, 37.440 FFD-TM 12.04 - 37.480 FFDC, 12412 ccm 02.06 - 37.480 FFDK, 12412 ccm 02.06 - 37.480 FFD-TM, 12412 ccm 02.06 - 41.350, 41.360 FFD-TM 12.04 - 41.390, 41.400 FFD-TM 12.04 - 41.430, 41.440 FFD-TM 12.04 - 41.480 FFD-TM, 12412 ccm 02.06 -		 Antriebsachse / Drive Shaft (19) Achsausführung / Axle Version:HPD-/HP- (17) Achslast [t] / Axle Load [t]:2x16 (18) 06.2004-> Baumuster / Model:H39 (22) mit Parabelfeder / with parabolic spring (117) Mittelhohe Bauart / Medium-high design (56)









MAN

TGA 8x4/4 03.00 -

10	Lenker, Radaufhängung / Track Control Arm Längslenker / Trailing Arm Länge [mm] / Length [mm]:585 Rohr-Ø [mm] / Pipe Ø [mm]:58 Bohrung-Ø 1 / Bohrung-Ø 2 [mm] / Bore Ø 1 / Bore Ø 2 [mm]:21 / 21 Lochabstand 1/Lochabstand 2 / Hole Pitch 1/ Hole Pitch 2:130/ 130 Molekularlager / Molecular Bearing	(3) (54) (53) (64) (24) (50) (57)	<p style="text-align: right;">31936 01 82.43220.6008 ® 21769 01</p> 
	41.350, 41.360 FFDC, FFDC/M, FFDRK 41.350, 41.360 FFDC, FDRK 41.390, 41.400 FFDC, FFDRK, FFDC/M 41.390, 41.400 FFDC, FFDRK 41.430, 41.440 FFDC, FFDRK, FFDC/M 41.430, 41.440 FFDC, FFDRK 41.480 FFDC, FFDRK, FFDC/M 41.480 FFDC, FFDRK 41.440 FFDC, FFDRK 41.440 FFDC, FDRK 41.350 FFDC-TM, FFDRK-TM 41.360 FFDC-TM, FDRK-TM 41.390 FFDC-TM, FDRK-TM 41.400 FFDC-TM, FDRK-TM 41.430 FFDC-TM, FFDRK 41.440 FFDC-TM, FFDRK-TM 41.480 FFDC-TM, FFDRK-TM	12.04 - 12.04 - 12.04 - 12.04 - 12.04 - 12.04 - 02.06 - 02.06 - 12.04 - 12.04 - 09.07 - 09.07 - 09.07 - 09.07 - 09.07 - 09.07 - 09.07 - 09.07 - 09.07 -	 Antriebsachse / Drive Shaft (19) Achsausführung / Axle Version:HPD-/HP- (17) Achslast [t] / Axle Load [t]:2x16 (18) ->03.2005 Baumuster / Model:H39 HW3 (22) mit Trapezfeder / With trapezoid spring (122) Mittelhohe Bauart / Medium-high design (56)
	41.350, 41.360 FFDC, FFDC/M, FFDRK 41.350, 41.360 FFDC, FDRK 41.390, 41.400 FFDC, FFDRK, FFDC/M 41.390, 41.400 FFDC, FFDRK 41.430, 41.440 FFDC, FFDRK, FFDC/M 41.430, 41.440 FFDC, FFDRK 41.480 FFDC, FFDRK, FFDC/M 41.480 FFDC, FFDRK 41.440 FFDC, FFDRK 41.440 FFDC, FDRK 41.350 FFDC-TM, FFDRK-TM 41.360 FFDC-TM, FDRK-TM 41.390 FFDC-TM, FDRK-TM 41.400 FFDC-TM, FDRK-TM 41.430 FFDC-TM, FFDRK 41.440 FFDC-TM, FFDRK-TM 41.480 FFDC-TM, FFDRK-TM	12.04 - 12.04 - 12.04 - 12.04 - 12.04 - 12.04 - 02.06 - 02.06 - 12.04 - 12.04 - 09.07 - 09.07 - 09.07 - 09.07 - 09.07 - 09.07 - 09.07 - 09.07 - 09.07 -	 Antriebsachse / Drive Shaft (19) Achsausführung / Axle Version:HPD-/HP- (17) Achslast [t] / Axle Load [t]:2x16 (18) 06.2004-> Baumuster / Model:H39 (22) mit Parabelfeder / with parabolic spring (117) Mittelhohe Bauart / Medium-high design (56)
	41.360 FFDC-WW 41.410 FFDC-WW 41.410 FFDC-WW 41.460 FFDC-WW 41.460 FFDC-WW 41.480 FFDC-WW 41.480 FFDC-WW	09.03 - 09.03 - 09.03 - 09.03 - 09.03 - 06.05 - 06.05 -	 Antriebsachse / Drive Shaft (19) Achsausführung / Axle Version:HPD-/HP- (17) Achslast [t] / Axle Load [t]:2x16 (18) ->03.2005 Baumuster / Model:H38 (22) mit Trapezfeder / With trapezoid spring (122) Mittelhohe Bauart / Medium-high design (56)
	41.360 FFDC-WW 41.410 FFDC-WW 41.410 FFDC-WW 41.460 FFDC-WW 41.460 FFDC-WW 41.480 FFDC-WW 41.480 FFDC-WW	09.03 - 09.03 - 09.03 - 09.03 - 09.03 - 06.05 - 06.05 -	 Antriebsachse / Drive Shaft (19) Achsausführung / Axle Version:HPD-/HP- (17) Achslast [t] / Axle Load [t]:2x16 (18) ->03.2005 Baumuster / Model:H46 (22) mit Trapezfeder / With trapezoid spring (122)
	41.360 FFDC-WW 41.410 FFDC-WW 41.410 FFDC-WW 41.460 FFDC-WW 41.460 FFDC-WW 41.480 FFDC-WW 41.480 FFDC-WW	09.03 - 09.03 - 09.03 - 09.03 - 09.03 - 06.05 - 06.05 -	 Antriebsachse / Drive Shaft (19) Achsausführung / Axle Version:HPD-/HP- (17) Achslast [t] / Axle Load [t]:2x16 (18) 06.2004-> Baumuster / Model:H38 (22) mit Parabelfeder / with parabolic spring (117) Mittelhohe Bauart / Medium-high design (56)









TGA 8x4/4 03.00 -

<p> 10</p>	<p>Lenker, Radaufhängung / Track Control Arm Längslenker / Trailing Arm Länge [mm] / Length [mm]:585 Rohr-Ø [mm] / Pipe Ø [mm]:58 Bohrung-Ø 1 / Bohrung-Ø 2 [mm] / Bore Ø 1 / Bore Ø 2 [mm]:21 / 21 Lochabstand 1/Lochabstand 2 / Hole Pitch 1/ Hole Pitch 2:130/ 130 Molekularlager / Molecular Bearing</p>	<p>(3) (54) (53) (64) (24) (50) (57)</p>	<p>31936 01 82.43220.6008 © 21769 01</p> 
	<p>37.310 FFDC 12.04 - 37.310 FFDK 12.04 - 37.310 FFD-TM 12.04 - 37.360 FFDC 12.04 - 37.360 FFDK 12.04 - 37.360 FFD-TM 12.04 - 37.410 FFDC 12.04 - 37.410 FFDK 12.04 - 37.410 FFD-TM 12.04 - 37.460 FFDC 12.04 - 37.460 FFDK 12.04 - 37.460 FFD-TM 12.04 - 37.480 FFDC, 12816 ccm 12.04 - 37.480 FFDK, 12816 ccm 12.04 - 37.480 FFD-TM, 12816 ccm 12.04 - 37.530 FFDC 12.04 - 37.530 FFDK 12.04 - 37.530 FFD-TM 12.04 - 41.360 FFD-TM 12.04 - 41.410 FFD-TM 12.04 - 41.460 FFD-TM 12.04 - 41.480 FFD-TM, 12816 ccm 12.04 - 41.530 FFDC 12.04 - 41.530 FFDK 12.04 - 41.530 FFD-TM 12.04 -</p>		<p> Antriebsachse / Drive Shaft (19) Achsausführung / Axle Version:HPD-/HP- (17) Achslast [t] / Axle Load [t]:2x16 (18) ->03.2005 Baumuster / Model:H38 (22) mit Trapezfeder / With trapezoid spring (122) Mittelhohe Bauart / Medium-high design (56)</p>
	<p>37.310 FFDC 12.04 - 37.310 FFDK 12.04 - 37.310 FFD-TM 12.04 - 37.360 FFDC 12.04 - 37.360 FFDK 12.04 - 37.360 FFD-TM 12.04 - 37.410 FFDC 12.04 - 37.410 FFDK 12.04 - 37.410 FFD-TM 12.04 - 37.460 FFDC 12.04 - 37.460 FFDK 12.04 - 37.460 FFD-TM 12.04 - 37.480 FFDC, 12816 ccm 12.04 - 37.480 FFDK, 12816 ccm 12.04 - 37.480 FFD-TM, 12816 ccm 12.04 - 37.530 FFDC 12.04 - 37.530 FFDK 12.04 - 37.530 FFD-TM 12.04 - 41.360 FFD-TM 12.04 - 41.410 FFD-TM 12.04 - 41.460 FFD-TM 12.04 - 41.480 FFD-TM, 12816 ccm 12.04 - 41.530 FFDC 12.04 - 41.530 FFDK 12.04 - 41.530 FFD-TM 12.04 -</p>		<p> Antriebsachse / Drive Shaft (19) Achsausführung / Axle Version:HPD-/HP- (17) Achslast [t] / Axle Load [t]:2x16 (18) 06.2004-> Baumuster / Model:H38 (22) mit Parabelfeder / with parabolic spring (117) Mittelhohe Bauart / Medium-high design (56)</p>
<p> 8</p>	<p>Lenker, Radaufhängung / Track Control Arm Dreieckslenker (NKW) / A-Frame (CV) Länge [mm] / Length [mm]:713 Länge [mm] / Length [mm]:578,6 Rohr-Ø [mm] / Pipe Ø [mm]:48 Bohrung-Ø 1 / Bohrung-Ø 2 [mm] / Bore Ø 1 / Bore Ø 2 [mm]:25/23/23 Lochabstand 1/Lochabstand 2 / Hole Pitch 1/ Hole Pitch 2:130/130/130 Molekularlager / Molecular Bearing</p>	<p>(3) (32) (53) (64) (24) (50) (57)</p>	<p>34368 01 81.43270.6102 © 25157 01</p> 
	<p>41.660 FVDS, FVDLS 09.02 -</p>		<p>Vorlaufachse / Leading Axle (71) Baumuster / Model:H95 (22) mit Stabilisator an der Hinterachse / with stabilizer on the rear axle (120)</p>
	<p>41.530 FVDS, FVDLS 09.02 -</p>		<p>Vorlaufachse / Leading Axle (71) Baumuster / Model:H94 (22) mit Stabilisator an der Hinterachse / with stabilizer on the rear axle (120)</p>



MAN

TGA		8x4/4	03.00 -		
 10	Lenker, Radaufhängung / Track Control Arm Längslenker / Trailing Arm Länge [mm] / Length [mm]:694 Rohr-Ø [mm] / Pipe Ø [mm]:50 Bohrung-Ø 1 / Bohrung-Ø 2 [mm] / Bore Ø 1 / Bore Ø 2 [mm]:19/19 Lochabstand 1/Lochabstand 2 / Hole Pitch 1/ Hole Pitch 2:130/130	(3) (54) (53) (64) (24) (50)		34587 01 81.43220.6265 ® 21184 01	
	41.360 FFDC, FFDC/M, FFDC/M-WW	01.03 -	Länderausführung: Skandinavien / Country Version: Scandinavia 05.2002 - 01.2005 Baumuster / Model:H38 Bei Fahrzeugen mit pneumatischer Anfahrhilfe / for vehicles with pneumatic starting traction control	(51) (22) (23)	
 10	Lenker, Radaufhängung / Track Control Arm Längslenker / Trailing Arm Länge [mm] / Length [mm]:596 Rohr-Ø [mm] / Pipe Ø [mm]:48 Bohrung-Ø 1 / Bohrung-Ø 2 [mm] / Bore Ø 1 / Bore Ø 2 [mm]:19/19 Lochabstand 1/Lochabstand 2 / Hole Pitch 1/ Hole Pitch 2:130/130 Molekularlager / Molecular Bearing	(3) (54) (53) (64) (24) (50) (57)		34588 01 85.43220.6001 ® 23211 01	
	32.360 FFD-TM 32.410 FFD-TM 32.460 FFD-TM 32.480 FFD-TM	01.02 - 01.02 - 01.02 - 09.02 -	Antriebsachse / Drive Shaft Achsausführung / Axle Version:HYD / HY Achsausführung / Axle Version:HP-1333 / HPD-1353 Baumuster / Model:H48 mit Stabilisator an der Hinterachse / with stabilizer on the rear axle mit Parabelfeder / with parabolic spring	(19) (17) (17) (22) (120) (117)	
	32.350, 32.360 FFDR 32.350, 32.360 FFD-TM, FFDR-TM 32.390, 32.400 FFDR 32.390, 32.400 FFD-TM, FFDR-TM 32.430, 32.440 FFDR 32.430, 32.440 FFD-TM, FFDR-TM 32.480 FFDR 32.480 FFD-TM, FFDR-TM	05.04 - 02.04 - 05.04 - 05.04 - 05.04 - 05.04 - 02.06 - 02.06 -	Antriebsachse / Drive Shaft Achsausführung / Axle Version:HYD / HY Achsausführung / Axle Version:HP-1333 / HPD-1353 Baumuster / Model:H49 mit Stabilisator an der Hinterachse / with stabilizer on the rear axle mit Parabelfeder / with parabolic spring	(19) (17) (17) (22) (120) (117)	
 7	Spurstange / Rod Assembly Führungsstange / Guide Rod einseitig verstellbar / Adjustable on one side Länge [mm] / Length [mm]:1392 Konusmaß [mm] / Cone Size [mm]:30 Rohr-Ø [mm] / Pipe Ø [mm]:60 mit Zubehör / With accessories	(7) (35) (87) (53) (42) (64) (123)		34594 01 81.46711.6865 ▲ 25353 01 21971 01	
	41.660 FVDS, FVDLS	09.02 -	Vorlaufachse / Leading Axle für Fahrzeuge mit gelenkter Vorlaufachse / For vehicles with hinged leading axle Achsausführung / Axle Version:LOL-08 Baumuster / Model:H95	(71) (96) (17) (22)	
	41.530 FVDS, FVDLS 41.540 FVDLS	09.02 - 11.06 -	Vorlaufachse / Leading Axle für Fahrzeuge mit gelenkter Vorlaufachse / For vehicles with hinged leading axle Achsausführung / Axle Version:LOL-08 Baumuster / Model:H94	(71) (96) (17) (22)	





Pos



Ref.











MAN

TGA		8x4/4		03.00 -		
 13	Stange/Strebe, Stabilisator / Link Stabiliser Koppelstange / Coupling Rod Länge [mm] / Length [mm]:400 Rohr-Ø [mm] / Pipe Ø [mm]:50 Bohrung-Ø [mm] / Bore Ø [mm]:22	(9)		34598 01	81.43718.5133	
		(43)				
		(53)				
		(64)				
		(26)				
	32.310 FFDC, FFDLC, FFDLRC 32.310 FFDK, FFDLK 32.360 FFDC, FFDLC, FFDLRC 32.360 FFDK, FFDLK 32.410 FFDC, FFDLC, FFDRC, FFDLRC 32.410 FFDK, FFDLK 32.460 FFDC, FFDLC, FFDLRC 32.460 FFDK, FFDLK 32.480 FFDC, FFDLC, FFDLRC 32.480 FFDK, FFDLK 35.310 FFDK, FFDLK 35.360 FFDC, FFDLC 35.360 FFDK, FFDLK 35.410 FFDC, FFDLC 35.410 FFDK, FFDLK 35.460 FFDC 35.460 FFDK 35.480 FFDC, FFDLC, 12816 ccm 35.480 FFDK, FFDLK 35.530 FFDK, FFDLK 35.530 FFDC, FFDLC	01.02 - 01.02 - 01.02 - 01.02 - 01.02 - 01.02 - 01.02 - 01.02 - 01.02 - 09.02 - 09.02 - 06.03 - 10.03 - 10.03 - 10.03 - 10.03 - 10.03 - 10.03 - 10.03 - 10.03 - 10.03 - 04.04 - 04.04 -			 Antriebsachse / Drive Shaft Achsausführung / Axle Version:HD9/H9 Achslast [t] / Axle Load [t]:2x11,5 Achslast [t] / Axle Load [t]:2x13 Baumuster / Model:H40	(19) (17) (18) (18) (22)
	35.310, 35.320 FFDC, FFDLC 35.310, 35.320 FFDK, FFDLK 35.350, 35.360 FFDC, FFDRC, FFDLC 35.350, 35.360 FFDK, FFDRC, FFDLK 35.390, 35.400 FFDC, FFDRC, FFDLC 35.390, 35.400 FFDK, FFDRC, FFDLK 35.430, 35.440 FFDC, FFDRC, FFDLC 35.430, 35.440 FFDK, FFDRC, FFDLK 35.480 FFDC, FFDLC, 12412 ccm 35.480 FFDK	02.04 - 02.04 - 02.04 - 02.04 - 02.04 - 02.04 - 02.04 - 02.04 - 02.04 - 02.04 - 02.04 -			 Antriebsachse / Drive Shaft Achsausführung / Axle Version:HD9/H9 Achslast [t] / Axle Load [t]:2x11,5 Achslast [t] / Axle Load [t]:2x13 Baumuster / Model:H41	(19) (17) (18) (18) (22)











MAN

TGA 8x6/4 03.00 -

 6	Spurstange / Rod Assembly Führungsstange / Guide Rod beidseitig verstellbar / Adjustable on both sides Länge [mm] / Length [mm]:1652 Konusmaß [mm] / Cone Size [mm]:30 Rohr-Ø [mm] / Pipe Ø [mm]:50 mit Zubehör / With accessories	(7) (35) (85) (53) (42) (64) (123)	11768 01 81.46711.6725  ▲ 11492 02 ▲ 11505 02
	35.350 FFDHK, FFDHLK 07.06 - 35.360 FFDHK, FFDHLK 07.06 - 35.390 FFDPAK, FFDHK, FFDHLK 07.06 - 35.400 FFDPAK, FFDHK, FFDHLK 07.06 - 35.430 FFDPAK, FFDHK, FFDHLK, 8x6/4 07.06 - 35.480 FFDPAK, FFDHK, FFDHLK 07.06 -	Baumuster / Model:H50 H59 gerade Vorderachse / straight front axle	(22) (112)
	35.350 FFDH-TM 07.06 - 35.360 FFDH-TM 07.06 - 35.390 FFDH-TM 07.06 - 35.400 FFDH-TM 07.06 - 35.430 FFDH-TM 07.06 - 35.440 FFDH-TM 07.06 - 35.480 FFDH-TM 07.06 -	Baumuster / Model:H50 gerade Vorderachse / straight front axle	(22) (112)
 6	Spurstange / Rod Assembly Führungsstange / Guide Rod einseitig verstellbar / Adjustable on one side Länge [mm] / Length [mm]:1588 Konusmaß [mm] / Cone Size [mm]:30 Rohr-Ø [mm] / Pipe Ø [mm]:52 mit Zubehör / With accessories	(7) (35) (87) (53) (42) (64) (123)	11770 01 81.46711.6736  ▲ 11505 02 21971 01
	35.410 FFDPAK, 8x6/4 07.06 - 35.480 FFDPAK, 12816 ccm, 8x6/4 07.06 - 35.530 FFDPAK, 8x6/4 07.06 - 41.410 FFDPAK, 8x6/4 07.06 - 41.480 FFDPAK, 12816 ccm, 8x6/4 07.06 - 41.530 FFDPAK, 390 kW 07.06 -	Antriebsachse / Drive Shaft 2.VA / 2nd FA Achsausführung / Axle Version:VP-09 Baumuster / Model:H73	(19) (15) (17) (22)
	35.390 FFDPAK, FFDHK, FFDHLK 07.06 - 35.400 FFDPAK, FFDHK, FFDHLK 07.06 - 35.430 FFDPAK, FFDHK, FFDHLK, 8x6/4 07.06 - 35.480 FFDPAK, FFDHK, FFDHLK 07.06 - 41.430 FFDPAK, 8x6/4 07.06 - 41.440 FFDPAK, 8x6/4 07.06 - 41.480 FFDPAK, 12412 ccm, 8x6/4 07.06 -	2.VA / 2nd FA Antriebsachse / Drive Shaft Baumuster / Model:H93	(15) (19) (22)
 6	Spurstange / Rod Assembly Führungsstange / Guide Rod einseitig verstellbar / Adjustable on one side Länge [mm] / Length [mm]:1679 Konusmaß [mm] / Cone Size [mm]:30 Rohr-Ø [mm] / Pipe Ø [mm]:52 mit Zubehör / With accessories	(7) (35) (87) (53) (42) (64) (123)	25395 01 81.46711.6921  ▲ 21440 01 21971 01
	35.350 FFDH-TM 07.06 - 35.350 FFDHK, FFDHLK 07.06 - 35.360 FFDHK, FFDHLK 07.06 - 35.360 FFDH-TM 07.06 - 35.390 FFDPAK, FFDHK, FFDHLK 07.06 - 35.390 FFDH-TM 07.06 - 35.400 FFDPAK, FFDHK, FFDHLK 07.06 - 35.400 FFDH-TM 07.06 - 35.430 FFDPAK, FFDHK, FFDHLK, 8x6/4 07.06 - 35.430 FFDH-TM 07.06 - 35.440 FFDH-TM 07.06 - 35.480 FFDPAK, FFDHK, FFDHLK 07.06 - 35.480 FFDH-TM 07.06 -	Achsausführung / Axle Version:VOK- / VHK- Baumuster / Model:H50 gekrümmte Vorderachse / Dropped front axle	(17) (22) (110)
	35.350 FFDHK, FFDHLK 07.06 - 35.360 FFDHK, FFDHLK 07.06 - 35.390 FFDPAK, FFDHK, FFDHLK 07.06 - 35.400 FFDPAK, FFDHK, FFDHLK 07.06 - 35.430 FFDPAK, FFDHK, FFDHLK, 8x6/4 07.06 - 35.480 FFDPAK, FFDHK, FFDHLK 07.06 -	LHD am Lenkhebel / At steering lever am Zwischenhebel / At the intermediate lever Baumuster / Model:H59	(77) (80) (22)
 3	Lenkstange / Centre Rod Assembly Schubstange / Push Rod nicht verstellbar / Not adjustable Länge [mm] / Length [mm]:1800 Konusmaß [mm] / Cone Size [mm]:30 Rohr-Ø [mm] / Pipe Ø [mm]:62 mit Zubehör / With accessories	(4) (68) (136) (53) (42) (64) (123)	28328 01 81.46611.6161 
	35.350 FFDHK, FFDHLK 07.06 - 35.360 FFDHK, FFDHLK 07.06 - 35.390 FFDPAK, FFDHK, FFDHLK 07.06 - 35.400 FFDPAK, FFDHK, FFDHLK 07.06 - 35.430 FFDPAK, FFDHK, FFDHLK, 8x6/4 07.06 - 35.480 FFDPAK, FFDHK, FFDHLK 07.06 -	am Lenkhebel / At steering lever am Zwischenhebel / At the intermediate lever Baumuster / Model:H59	(77) (80) (22)





TGA		8x6/4	03.00 -		
 2	Lenkstange / Centre Rod Assembly Schubstange / Push Rod beidseitig verstellbar / Adjustable on both sides Länge [mm] / Length [mm]:993 Konusmaß [mm] / Cone Size [mm]:30 Rohr-Ø [mm] / Pipe Ø [mm]:40 mit Zubehör / With accessories	(4) (68) (85) (53) (42) (64) (123)		28331 01 82.46610.6184 ▲ 11492 02 ▲ 11505 02	
	35.350 FFDHK, FFDHLK 07.06 - 35.360 FFDHK, FFDHLK 07.06 - 35.390 FFDAK, FFDHK, FFDHLK 07.06 - 35.400 FFDAK, FFDHK, FFDHLK 07.06 - 35.430 FFDAK, FFDHK, FFDHLK, 8x6/4 07.06 - 35.480 FFDAK, FFDHK, FFDHLK 07.06 -		LHD Zwischenhebel zur Vorderachse 2 / Control arm to front axle 2 Baumuster / Model:H59	(74) (22)	
 1	Lenkstange / Centre Rod Assembly Schubstange / Push Rod einseitig verstellbar / Adjustable on one side Länge [mm] / Length [mm]:1021 Rohr-Ø [mm] / Pipe Ø [mm]:52 Konusmaß [mm] / Cone Size [mm]:30 mit Zubehör / With accessories	(4) (68) (87) (53) (64) (42) (123)		30585 01 81.46611.6202 ▲ 25353 01 21971 01	
	35.390 FFDAK, FFDHK, FFDHLK 07.06 - 35.400 FFDAK, FFDHK, FFDHLK 07.06 - 35.430 FFDAK, FFDHK, FFDHLK, 8x6/4 07.06 - 35.480 FFDAK, FFDHK, FFDHLK 07.06 - 41.430 FFDAK, 8x6/4 07.06 - 41.440 FFDAK, 8x6/4 07.06 - 41.480 FFDAK, 12412 ccm, 8x6/4 07.06 -		LHD Lenkstockhebel zur 1. VA / Pitman Arm to 1st FA für Fahrzeuge mit Blattfederung / for leaf-spring suspension vehicles Baumuster / Model:H93	(48) (93) (22)	
 1	Lenkstange / Centre Rod Assembly Schubstange / Push Rod einseitig verstellbar / Adjustable on one side Länge [mm] / Length [mm]:993 Konusmaß [mm] / Cone Size [mm]:30 Rohr-Ø [mm] / Pipe Ø [mm]:52 mit Zubehör / With accessories	(4) (68) (87) (53) (42) (64) (123)		30592 01 81.46611.6198 21971 01 ▲ 25353 01	
	35.350 FFDHK, FFDHLK 07.06 - 35.360 FFDHK, FFDHLK 07.06 - 35.390 FFDAK, FFDHK, FFDHLK 07.06 - 35.400 FFDAK, FFDHK, FFDHLK 07.06 - 35.430 FFDAK, FFDHK, FFDHLK, 8x6/4 07.06 - 35.480 FFDAK, FFDHK, FFDHLK 07.06 -		LHD Lenkstockhebel zur 1. VA / Pitman Arm to 1st FA Baumuster / Model:H50 H59	(48) (22)	
	35.350 FFDH-TM 07.06 - 35.360 FFDH-TM 07.06 - 35.390 FFDH-TM 07.06 - 35.400 FFDH-TM 07.06 - 35.430 FFDH-TM 07.06 - 35.440 FFDH-TM 07.06 - 35.480 FFDH-TM 07.06 -		LHD Lenkstockhebel zur 1. VA / Pitman Arm to 1st FA Baumuster / Model:H50	(48) (22)	
 3	Lenkstange / Centre Rod Assembly Schubstange / Push Rod nicht verstellbar / Not adjustable Länge [mm] / Length [mm]:1796 Konusmaß [mm] / Cone Size [mm]:30 Rohr-Ø [mm] / Pipe Ø [mm]:62 mit Zubehör / With accessories	(4) (68) (136) (53) (42) (64) (123)		34592 01 81.46611.6156	
	35.350 FFDH-TM 07.06 - 35.350 FFDHK, FFDHLK 07.06 - 35.360 FFDHK, FFDHLK 07.06 - 35.360 FFDH-TM 07.06 - 35.390 FFDAK, FFDHK, FFDHLK 07.06 - 35.390 FFDH-TM 07.06 - 35.400 FFDAK, FFDHK, FFDHLK 07.06 - 35.400 FFDH-TM 07.06 - 35.430 FFDAK, FFDHK, FFDHLK, 8x6/4 07.06 - 35.430 FFDH-TM 07.06 - 35.440 FFDH-TM 07.06 - 35.480 FFDAK, FFDHK, FFDHLK 07.06 - 35.480 FFDH-TM 07.06 -		am Lenkhebel / At steering lever am Zwischenhebel / At the intermediate lever Baumuster / Model:H50	(77) (80) (22)	






MAN

TGA 8x6/4 03.00 -

2	Lenkstange / Centre Rod Assembly Schubstange / Push Rod beidseitig verstellbar / Adjustable on both sides Länge [mm] / Length [mm]:1030 Konusmaß [mm] / Cone Size [mm]:30 Rohr-Ø [mm] / Pipe Ø [mm]:40 mit Zubehör / With accessories	(4) (68) (85) (53) (42) (64) (123)	34593 01 81.46611.6159  11505 02 11492 02
	35.350 FFDH-TM 07.06 - 35.350 FFDHK, FFDHLK 07.06 - 35.360 FFDHK, FFDHLK 07.06 - 35.360 FFDH-TM 07.06 - 35.390 FFDAK, FFDHK, FFDHLK 07.06 - 35.390 FFDH-TM 07.06 - 35.400 FFDAK, FFDHK, FFDHLK 07.06 - 35.400 FFDH-TM 07.06 - 35.430 FFDAK, FFDHK, FFDHLK, 8x6/4 07.06 - 35.430 FFDH-TM 07.06 - 35.440 FFDH-TM 07.06 - 35.480 FFDAK, FFDHK, FFDHLK 07.06 - 35.480 FFDH-TM 07.06 -		Zwischenhebel zur Vorderachse 2 / Control arm to front axle 2 Baumuster / Model:H50 (74) (22)
4	Spurstangenkopf / Tie Rod End am Lenkzylinder / At steering cylinder Länge [mm] / Length [mm]:90 Konusmaß [mm] / Cone Size [mm]:38 mit Innengewinde / with internal thread Gewindemaß / Thread Size:M36x1,5 mit Zubehör / With accessories	(8) (78) (53) (42) (115) (37) (123)	30756 01 82.95301.6019  LHD am Lenkzylinder / At steering cylinder für Lenkgetriebe-ID / For steering gear ID:ZF 8099 Baumuster / Model:H73 (78) (101) (22) am Lenkzylinder / At steering cylinder Baumuster / Model:H93 Lenkung ZF 8099 / steering gear ZF 8099 (78) (22) (49)
	35.410 FFDAK, 8x6/4 07.06 - 35.480 FFDAK, 12816 ccm, 8x6/4 07.06 - 35.530 FFDAK, 8x6/4 07.06 - 41.410 FFDAK, 8x6/4 07.06 - 41.480 FFDAK, 12816 ccm, 8x6/4 07.06 - 41.530 FFDAK, 390 kW 07.06 - 35.390 FFDAK, FFDHK, FFDHLK 07.06 - 35.400 FFDAK, FFDHK, FFDHLK 07.06 - 35.430 FFDAK, FFDHK, FFDHLK, 8x6/4 07.06 - 35.480 FFDAK, FFDHK, FFDHLK 07.06 - 41.430 FFDAK, 8x6/4 07.06 - 41.440 FFDAK, 8x6/4 07.06 - 41.480 FFDAK, 12412 ccm, 8x6/4 07.06 -		





TGA		8x6/4	03.00 -			
 10	Lenker, Radaufhängung / Track Control Arm Längslenker / Trailing Arm nicht verstellbar / Not adjustable Länge [mm] / Length [mm]:596 Rohr-Ø [mm] / Pipe Ø [mm]:48 Bohrung-Ø 1 / Bohrung-Ø 2 [mm] / Bore Ø 1 / Bore Ø 2 [mm]:19/19 Lochabstand 1/Lochabstand 2 / Hole Pitch 1/ Hole Pitch 2:130/130 Molekularlager / Molecular Bearing		(3)		25041 01 81.43220.6196 © 30610 01	
			(54)			
			(136)			
			(53)			
			(64)			
			(24)			
			(50)			
			(57)			
	35.410 FFDAK, 8x6/4	07.06 -				1.HA / 1st RA (12)
	35.480 FFDAK, 12816 ccm, 8x6/4	07.06 -				2.HA / 2nd RA (14)
	35.530 FFDAK, 8x6/4	07.06 -				Baumuster / Model:H73 (22)
	41.410 FFDAK, 8x6/4	07.06 -				mit Stabilisator an der Hinterachse / with stabilizer on the rear axle (120)
	41.480 FFDAK, 12816 ccm, 8x6/4	07.06 -				
41.530 FFDAK, 390 kW	07.06 -					
35.350 FFDHK, FFDHLK	07.06 -			Antriebsachse / Drive Shaft (19)		
35.360 FFDHK, FFDHLK	07.06 -			für Fahrzeuge mit Blattfederung / for leaf-spring suspension vehicles (93)		
35.480 FFDAK, FFDHK, FFDHLK	07.06 -			Achsausführung / Axle Version:HP-13 / HPD-13 (17)		
				Achsausführung / Axle Version:HYD- / HY- (17)		
				Baumuster / Model:H50 (22)		
35.350 FFDHK, FFDHLK	07.06 -			Antriebsachse / Drive Shaft (19)		
35.360 FFDHK, FFDHLK	07.06 -			Achsausführung / Axle Version:HP- / HPD (17)		
35.480 FFDAK, FFDHK, FFDHLK	07.06 -			Baumuster / Model:H59 (22)		
35.350 FFDH-TM	07.06 -			Antriebsachse / Drive Shaft (19)		
35.360 FFDH-TM	07.06 -			für Fahrzeuge mit Blattfederung / for leaf-spring suspension vehicles (93)		
35.390 FFDH-TM	07.06 -			Achsausführung / Axle Version:HP-13 / HPD-13 (17)		
35.400 FFDH-TM	07.06 -			Achsausführung / Axle Version:HYD- / HY- (17)		
35.430 FFDH-TM	07.06 -			Baumuster / Model:H50 (22)		
35.440 FFDH-TM	07.06 -					
35.480 FFDH-TM	07.06 -					
35.390 FFDAK, FFDHK, FFDHLK	07.06 -			Antriebsachse / Drive Shaft (19)		
35.400 FFDAK, FFDHK, FFDHLK	07.06 -			für Fahrzeuge mit Blattfederung / for leaf-spring suspension vehicles (93)		
35.430 FFDAK, FFDHK, FFDHLK, 8x6/4	07.06 -			Achsausführung / Axle Version:HP-13 / HPD-13 (17)		
				Achsausführung / Axle Version:HYD- / HY- (17)		
				Baumuster / Model:H50 (22)		
35.390 FFDAK, FFDHK, FFDHLK	07.06 -			Antriebsachse / Drive Shaft (19)		
35.400 FFDAK, FFDHK, FFDHLK	07.06 -			Achsausführung / Axle Version:HPD-1382- / HP-1352- (17)		
35.430 FFDAK, FFDHK, FFDHLK, 8x6/4	07.06 -			Achsausführung / Axle Version:HD9- / H9-16120 (17)		
				Baumuster / Model:H93 (22)		
35.390 FFDAK, FFDHK, FFDHLK	07.06 -			Antriebsachse / Drive Shaft (19)		
35.400 FFDAK, FFDHK, FFDHLK	07.06 -			Achsausführung / Axle Version:HP- / HPD (17)		
35.430 FFDAK, FFDHK, FFDHLK, 8x6/4	07.06 -			Baumuster / Model:H59 (22)		
41.430 FFDAK, 8x6/4	07.06 -			Antriebsachse / Drive Shaft (19)		
41.440 FFDAK, 8x6/4	07.06 -			Achsausführung / Axle Version:HPD-1382- / HP-1352- (17)		
41.480 FFDAK, 12412 ccm, 8x6/4	07.06 -			Achsausführung / Axle Version:HD9- / H9-16120 (17)		
				Baumuster / Model:H93 (22)		














MAN

TGA 8x6/4 03.00 -

8	Lenker, Radaufhängung / Track Control Arm		(3)	26053 01 81.43270.6087	
	Dreieckslenker (NKW) / A-Frame (CV)		(32)	® 25157 01	
Dreieckslenker / A-Frame			(31)		
Länge [mm] / Length [mm]:627			(53)		
Rohr-Ø [mm] / Pipe Ø [mm]:48			(64)		
Bohrung-Ø 1 / Bohrung-Ø 2 [mm] / Bore Ø 1 / Bore Ø 2 [mm]:25/25/25			(24)		
Lochabstand 1/Lochabstand 2 / Hole Pitch 1/ Hole Pitch 2:130/130/152			(50)		
Molekularlager / Molecular Bearing			(57)		
35.410 FFDPAK, 8x6/4		07.06 -			
35.480 FFDPAK, 12816 ccm, 8x6/4		07.06 -			Antriebsachse / Drive Shaft
35.530 FFDPAK, 8x6/4		07.06 -			(17)
41.410 FFDPAK, 8x6/4		07.06 -	Achsausführung / Axle Version:HPD-1352		(17)
41.480 FFDPAK, 12816 ccm, 8x6/4		07.06 -	Achsausführung / Axle Version:HPD-1382		(17)
41.530 FFDPAK, 390 kW		07.06 -	Achsausführung / Axle Version:HD9/H9-16120		(17)
			Baumuster / Model:H73		(22)
			mit Stabilisator an der Hinterachse / with stabilizer on the rear axle		(120)
			Ausrichtung des Zentralgelenkes beachten! / Observe alignment of central link		(20)
35.350 FFDHK, FFDHLK		07.06 -	Antriebsachse / Drive Shaft		(19)
35.360 FFDHK, FFDHLK		07.06 -	Achsausführung / Axle Version:HP- / HPD-		(17)
			Baumuster / Model:H59		(22)
35.350 FFDHK, FFDHLK		07.06 -	Antriebsachse / Drive Shaft		(19)
35.360 FFDHK, FFDHLK		07.06 -	Achsausführung / Axle Version:HPD-/HP-		(17)
			Baumuster / Model:H96		(22)
			Ausrichtung des Zentralgelenkes beachten! / Observe alignment of central link		(20)
			Mittelhohe Bauart / Medium-high design		(56)
35.350 FFDHK, FFDHLK		07.06 -	Antriebsachse / Drive Shaft		(19)
35.360 FFDHK, FFDHLK		07.06 -	Achsausführung / Axle Version:HPD-/HP-		(17)
			Achsausführung / Axle Version:HYD-/HY-		(17)
			Baumuster / Model:H96		(22)
			Ausrichtung des Zentralgelenkes beachten! / Observe alignment of central link		(20)
35.350 FFDH-TM		07.06 -	Antriebsachse / Drive Shaft		(19)
35.360 FFDH-TM		07.06 -	Achsausführung / Axle Version:HPD-/HP-		(17)
35.390 FFDH-TM		07.06 -	Baumuster / Model:H96		(22)
35.400 FFDH-TM		07.06 -	Ausrichtung des Zentralgelenkes beachten! / Observe alignment of central link		(20)
35.430 FFDH-TM		07.06 -			(20)
35.440 FFDH-TM		07.06 -	Mittelhohe Bauart / Medium-high design		(56)
35.480 FFDH-TM		07.06 -			(56)
35.350 FFDH-TM		07.06 -	Antriebsachse / Drive Shaft		(19)
35.360 FFDH-TM		07.06 -	Achsausführung / Axle Version:HPD-/HP-		(17)
35.390 FFDH-TM		07.06 -	Achsausführung / Axle Version:HYD-/HY-		(17)
35.400 FFDH-TM		07.06 -	Baumuster / Model:H96		(22)
35.430 FFDH-TM		07.06 -	Ausrichtung des Zentralgelenkes beachten! / Observe alignment of central link		(20)
35.440 FFDH-TM		07.06 -			(20)
35.480 FFDH-TM		07.06 -			(20)
35.390 FFDPAK, FFDHK, FFDHLK		07.06 -	Antriebsachse / Drive Shaft		(19)
35.400 FFDPAK, FFDHK, FFDHLK		07.06 -	Achsausführung / Axle Version:HP- / HPD-		(17)
35.430 FFDPAK, FFDHK, FFDHLK, 8x6/4		07.06 -	Baumuster / Model:H59		(22)
35.480 FFDPAK, FFDHK, FFDHLK		07.06 -			(22)
35.390 FFDPAK, FFDHK, FFDHLK		07.06 -	Antriebsachse / Drive Shaft		(19)
35.400 FFDPAK, FFDHK, FFDHLK		07.06 -	Achsausführung / Axle Version:HPD-/HP-		(17)
35.430 FFDPAK, FFDHK, FFDHLK, 8x6/4		07.06 -	Baumuster / Model:H96		(22)
35.480 FFDPAK, FFDHK, FFDHLK		07.06 -	Ausrichtung des Zentralgelenkes beachten! / Observe alignment of central link		(20)
			Mittelhohe Bauart / Medium-high design		(56)
35.390 FFDPAK, FFDHK, FFDHLK		07.06 -	Antriebsachse / Drive Shaft		(19)
35.400 FFDPAK, FFDHK, FFDHLK		07.06 -	Achsausführung / Axle Version:HPD-1382-/HP-1352-		(17)
35.430 FFDPAK, FFDHK, FFDHLK, 8x6/4		07.06 -	Achsausführung / Axle Version:HD9/H9-16120-		(17)
35.480 FFDPAK, FFDHK, FFDHLK		07.06 -	Baumuster / Model:H93		(22)
35.390 FFDPAK, FFDHK, FFDHLK		07.06 -	Antriebsachse / Drive Shaft		(19)
35.400 FFDPAK, FFDHK, FFDHLK		07.06 -	Achsausführung / Axle Version:HPD-/HP-		(17)
35.430 FFDPAK, FFDHK, FFDHLK, 8x6/4		07.06 -	Achsausführung / Axle Version:HYD-/HY-		(17)
35.480 FFDPAK, FFDHK, FFDHLK		07.06 -	Baumuster / Model:H96		(22)
			Ausrichtung des Zentralgelenkes beachten! / Observe alignment of central link		(20)
41.430 FFDPAK, 8x6/4		07.06 -	Antriebsachse / Drive Shaft		(19)
41.440 FFDPAK, 8x6/4		07.06 -	Achsausführung / Axle Version:HPD-1382-/HP-1352-		(17)
41.480 FFDPAK, 12412 ccm, 8x6/4		07.06 -	Achsausführung / Axle Version:HD9/H9-16120-		(17)
			Baumuster / Model:H93		(22)






TGA		8x6/4	03.00 -		
 8	Lenker, Radaufhängung / Track Control Arm Dreieckslenker (NKW) / A-Frame (CV) Länge [mm] / Length [mm]:627 Rohr-Ø [mm] / Pipe Ø [mm]:58 Bohrung-Ø 1 / Bohrung-Ø 2 [mm] / Bore Ø 1 / Bore Ø 2 [mm]:25/25 Lochabstand 1/Lochabstand 2 / Hole Pitch 1/ Hole Pitch 2:130/130	(3) (32) (53) (64) (24) (50)		30416 01 81.43270.6117 © 25157 01 © 31139 01	
	35.410 FFDAAK, 8x6/4 07.06 - 35.480 FFDAAK, 12816 ccm, 8x6/4 07.06 - 35.530 FFDAAK, 8x6/4 07.06 - 41.410 FFDAAK, 8x6/4 07.06 - 41.480 FFDAAK, 12816 ccm, 8x6/4 07.06 - 41.530 FFDAAK, 390 kW 07.06 -		Antriebsachse / Drive Shaft (19) Baumuster / Model:H73 (22) Achsausführung / Axle Version:HPD-13/1682 (17) Achsausführung / Axle Version:HP-13/1652 (17) ->01.2004 mit Trapezfeder / With trapezoid spring (122) mit Stabilisator an der Hinterachse / with stabilizer on the rear axle (120)		
 8	Lenker, Radaufhängung / Track Control Arm Dreieckslenker (NKW) / A-Frame (CV) Länge [mm] / Length [mm]:622 Rohr-Ø [mm] / Pipe Ø [mm]:60 Bohrung-Ø 1 / Bohrung-Ø 2 [mm] / Bore Ø 1 / Bore Ø 2 [mm]:24/24 Lochabstand 1/Lochabstand 2 / Hole Pitch 1/ Hole Pitch 2:130/130	(3) (32) (53) (64) (24) (50)		30752 01 81.43270.6145	
	35.410 FFDAAK, 8x6/4 07.06 - 35.480 FFDAAK, 12816 ccm, 8x6/4 07.06 - 35.530 FFDAAK, 8x6/4 07.06 - 41.410 FFDAAK, 8x6/4 07.06 - 41.480 FFDAAK, 12816 ccm, 8x6/4 07.06 - 41.530 FFDAAK, 390 kW 07.06 -		1.HA / 1st RA (12) 2.HA / 2nd RA (14) Achsausführung / Axle Version:HPD-13/1682 (17) Achsausführung / Axle Version:HP-13/1652 (17) 01.2004-> Baumuster / Model:H73 (22) mit Trapezfeder / With trapezoid spring (122)		
	35.390 FFDAAK, FFDHK, FFDHLK 07.06 - 35.400 FFDAAK, FFDHK, FFDHLK 07.06 - 35.430 FFDAAK, FFDHK, FFDHLK, 8x6/4 07.06 - 35.480 FFDAAK, FFDHK, FFDHLK 07.06 - 41.430 FFDAAK, 8x6/4 07.06 - 41.440 FFDAAK, 8x6/4 07.06 - 41.480 FFDAAK, 12412 ccm, 8x6/4 07.06 -		 Achsausführung / Axle Version:HPD- / HP- (17) Baumuster / Model:H93 (22)		
 10	Lenker, Radaufhängung / Track Control Arm Längslenker / Trailing Arm Länge [mm] / Length [mm]:585 Rohr-Ø [mm] / Pipe Ø [mm]:58 Bohrung-Ø 1 / Bohrung-Ø 2 [mm] / Bore Ø 1 / Bore Ø 2 [mm]:21 / 21 Lochabstand 1/Lochabstand 2 / Hole Pitch 1/ Hole Pitch 2:130/ 130 Molekularlager / Molecular Bearing	(3) (54) (53) (64) (24) (50) (57)		31936 01 82.43220.6008 © 21769 01	
	35.390 FFDAAK, FFDHK, FFDHLK 07.06 - 35.400 FFDAAK, FFDHK, FFDHLK 07.06 - 35.430 FFDAAK, FFDHK, FFDHLK, 8x6/4 07.06 - 35.480 FFDAAK, FFDHK, FFDHLK 07.06 - 41.430 FFDAAK, 8x6/4 07.06 - 41.440 FFDAAK, 8x6/4 07.06 - 41.480 FFDAAK, 12412 ccm, 8x6/4 07.06 -		 Achsausführung / Axle Version:HPD- / HP- (17) Baumuster / Model:H93 (22)		
 13	Stange/Strebe, Stabilisator / Link Stabiliser Koppelstange / Coupling Rod Länge [mm] / Length [mm]:450 Rohr-Ø [mm] / Pipe Ø [mm]:50 Bohrung-Ø [mm] / Bore Ø [mm]:22	(9) (43) (53) (64) (26)		34597 01 82.43718.5028	
	35.390 FFDAAK, FFDHK, FFDHLK 07.06 - 35.400 FFDAAK, FFDHK, FFDHLK 07.06 - 35.430 FFDAAK, FFDHK, FFDHLK, 8x6/4 07.06 - 35.480 FFDAAK, FFDHK, FFDHLK 07.06 - 41.430 FFDAAK, 8x6/4 07.06 - 41.440 FFDAAK, 8x6/4 07.06 - 41.480 FFDAAK, 12412 ccm, 8x6/4 07.06 -		 1.HA / 1st RA (12) 2.HA / 2nd RA (14) Baumuster / Model:H93 (22)		













MAN

TGA 8x6/4 03.00 -












 13	Stange/Strebe, Stabilisator / Link Stabiliser Koppelstange / Coupling Rod Länge [mm] / Length [mm]:400 Rohr-Ø [mm] / Pipe Ø [mm]:50 Bohrung-Ø [mm] / Bore Ø [mm]:22	(9) (43) (53) (64) (26)	34598 01 81.43718.5133	
	35.350 FFDHK, FFDHLK 07.06 - 35.360 FFDHK, FFDHLK 07.06 - 35.390 FFDAK, FFDHK, FFDHLK 07.06 - 35.400 FFDAK, FFDHK, FFDHLK 07.06 - 35.430 FFDAK, FFDHK, FFDHLK, 8x6/4 07.06 - 35.480 FFDAK, FFDHK, FFDHLK 07.06 -	 Antriebsachse / Drive Shaft (19) Achsausführung / Axle Version:HPD- / HP- (17) Baumuster / Model:H59 (22)		



TGA		8x8	03.00 -		
 6	Spurstange / Rod Assembly Führungsstange / Guide Rod einseitig verstellbar / Adjustable on one side Länge [mm] / Length [mm]:1588 Konusmaß [mm] / Cone Size [mm]:30 Rohr-Ø [mm] / Pipe Ø [mm]:52 mit Zubehör / With accessories	(7) (35) (87) (53) (42) (64) (123)		11770 01 81.46711.6736 ▲ 11505 02 21971 01	
	35/41 T	03.02 -	1.VA / 1st FA Antriebsachse / Drive Shaft Baumuster / Model:H96	(13) (19) (22)	
	TGA 35/41T	09.03 -	1.VA / 1st FA Antriebsachse / Drive Shaft Baumuster / Model:H96	(13) (19) (22)	
	TGA 35/41T	09.03 -	Antriebsachse / Drive Shaft 1.VA / 1st FA Achsausführung / Axle Version:VP-09 Baumuster / Model:H96	(19) (13) (17) (22)	
 6	Spurstange / Rod Assembly Führungsstange / Guide Rod beidseitig verstellbar / Adjustable on both sides Länge [mm] / Length [mm]:1531 Konusmaß [mm] / Cone Size [mm]:30 Rohr-Ø [mm] / Pipe Ø [mm]:42 mit Zubehör / With accessories	(7) (35) (85) (53) (42) (64) (123)		31930 01 81.46711.6855 ▲ 11492 02 ▲ 11505 02	
	TGA 35/41T 35/41 T	09.03 - 03.02 -	2.VA / 2nd FA Achsausführung / Axle Version:VPD Baumuster / Model:H96	(15) (17) (22)	
 1	Lenkstange / Centre Rod Assembly Schubstange / Push Rod einseitig verstellbar / Adjustable on one side Länge [mm] / Length [mm]:1021 Rohr-Ø [mm] / Pipe Ø [mm]:52 Konusmaß [mm] / Cone Size [mm]:30 mit Zubehör / With accessories	(4) (68) (87) (53) (64) (42) (123)		30585 01 81.46611.6202 ▲ 25353 01 21971 01	
	TGA 35/41T 35/41 T	09.03 - 03.02 -	LHD Lenkstockhebel zur 1. VA / Pitman Arm to 1st FA für Fahrzeuge mit Blattfederung / for leaf-spring suspension vehicles Baumuster / Model:H96	(48) (93) (22)	
 4	Spurstangenkopf / Tie Rod End am Lenkzylinder / At steering cylinder Länge [mm] / Length [mm]:90 Konusmaß [mm] / Cone Size [mm]:38 mit Innengewinde / with internal thread Gewindemaß / Thread Size:M36x1,5 mit Zubehör / With accessories	(8) (78) (53) (42) (115) (37) (123)		30756 01 82.95301.6019	
	TGA 35/41T 35/41 T	09.03 - 03.02 -	am Lenkzylinder / At steering cylinder Baumuster / Model:H96 Lenkung ZF 8099 / steering gear ZF 8099	(78) (22) (49)	
	TGA 35/41T	03.02 -	am Lenkzylinder / At steering cylinder Lenkung ZF 8099 / steering gear ZF 8099	(78) (49)	
 10	Lenker, Radaufhängung / Track Control Arm Längslenker / Trailing Arm nicht verstellbar / Not adjustable Länge [mm] / Length [mm]:596 Rohr-Ø [mm] / Pipe Ø [mm]:48 Bohrung-Ø 1 / Bohrung-Ø 2 [mm] / Bore Ø 1 / Bore Ø 2 [mm]:19/19 Lochabstand 1/Lochabstand 2 / Hole Pitch 1/ Hole Pitch 2:130/130 Molekularlager / Molecular Bearing	(3) (54) (136) (53) (64) (24) (50) (57)		25041 01 81.43220.6196 ® 30610 01	
	TGA 35/41T 35/41 T	09.03 - 03.02 -	Antriebsachse / Drive Shaft Achsausführung / Axle Version:HPD-1382- / HP-1352- Achsausführung / Axle Version:HD9- / H9-16120 Baumuster / Model:H96	(19) (17) (17) (22)	



MAN

TGA		8x8	03.00 -		
 8	Lenker, Radaufhängung / Track Control Arm Dreieckslenker (NKW) / A-Frame (CV) Dreieckslenker / A-Frame Länge [mm] / Length [mm]:627 Rohr-Ø [mm] / Pipe Ø [mm]:48 Bohrung-Ø 1 / Bohrung-Ø 2 [mm] / Bore Ø 1 / Bore Ø 2 [mm]:25/25/25 Lochabstand 1/Lochabstand 2 / Hole Pitch 1/ Hole Pitch 2:130/130/152 Molekularlager / Molecular Bearing	(3) (32) (31) (53) (64) (24) (50) (57)		26053 01 81.43270.6087 ® 25157 01	
	TGA 35/41T 35/41 T	09.03 - 03.02 -	Antriebsachse / Drive Shaft Achsausführung / Axle Version:HPD-1382-/HP-1352- Achsausführung / Axle Version:HD9/H9-16120- Baumuster / Model:H96	(19) (17) (17) (22)	
 8	Lenker, Radaufhängung / Track Control Arm Dreieckslenker (NKW) / A-Frame (CV) Länge [mm] / Length [mm]:627 Rohr-Ø [mm] / Pipe Ø [mm]:58 Bohrung-Ø 1 / Bohrung-Ø 2 [mm] / Bore Ø 1 / Bore Ø 2 [mm]:25/25 Lochabstand 1/Lochabstand 2 / Hole Pitch 1/ Hole Pitch 2:130/130	(3) (32) (53) (64) (24) (50)		30416 01 81.43270.6117 ® 25157 01 ® 31139 01	
	TGA 35/41T	03.02 -	für Fahrzeuge mit Blattfederung / for leaf-spring suspension vehicles 1.HA / 1st RA 2.HA / 2nd RA Achslast [t] / Axle Load [t]:13 ->03.2004	(93) (12) (14) (18)	
 8	Lenker, Radaufhängung / Track Control Arm Dreieckslenker (NKW) / A-Frame (CV) Länge [mm] / Length [mm]:622 Rohr-Ø [mm] / Pipe Ø [mm]:60 Bohrung-Ø 1 / Bohrung-Ø 2 [mm] / Bore Ø 1 / Bore Ø 2 [mm]:24/24 Lochabstand 1/Lochabstand 2 / Hole Pitch 1/ Hole Pitch 2:130/130	(3) (32) (53) (64) (24) (50)		30752 01 81.43270.6145	
	35/41 T	03.02 -	1.HA / 1st RA 2.HA / 2nd RA Achsausführung / Axle Version:HPD-13/1682 Achsausführung / Axle Version:HP-13/1652 01.2004-> Baumuster / Model:H76	(12) (14) (17) (17) (22)	
	35/41 T	03.02 -	 Achsausführung / Axle Version:HPD- / HP- Baumuster / Model:H96	(17) (22)	
	TGA 35/41T	03.02 -	1.HA / 1st RA 2.HA / 2nd RA Achsausführung / Axle Version:HPD-13/1682 Achsausführung / Axle Version:HP-13/1652 01.2004-> Baumuster / Model:H76	(12) (14) (17) (17) (22)	
	TGA 35/41T	09.03 -	 Achsausführung / Axle Version:HPD- / HP- Baumuster / Model:H96	(17) (22)	
 10	Lenker, Radaufhängung / Track Control Arm Längslenker / Trailing Arm Länge [mm] / Length [mm]:585 Rohr-Ø [mm] / Pipe Ø [mm]:58 Bohrung-Ø 1 / Bohrung-Ø 2 [mm] / Bore Ø 1 / Bore Ø 2 [mm]:21 / 21 Lochabstand 1/Lochabstand 2 / Hole Pitch 1/ Hole Pitch 2:130/ 130 Molekularlager / Molecular Bearing	(3) (54) (53) (64) (24) (50) (57)		31936 01 82.43220.6008 ® 21769 01	
	TGA 35/41T 35/41 T	09.03 - 03.02 -	 Achsausführung / Axle Version:HPD- / HP- Baumuster / Model:H96	(17) (22)	




Pos



Ref.











MAN

TGA		8x8	03.00 -		
 13	Stange/Strebe, Stabilisator / Link Stabiliser Koppelstange / Coupling Rod Länge [mm] / Length [mm]:450 Rohr-Ø [mm] / Pipe Ø [mm]:50 Bohrung-Ø [mm] / Bore Ø [mm]:22		(9) (43) (53) (64) (26)	34597 01 82.43718.5028 	
	TGA 35/41T 35/41 T	09.03 - 03.02 -	 1.HA / 1st RA 2.HA / 2nd RA Baumuster / Model:H96	(12) (14) (22)	









MAN

TGA 8x8/4 03.00 -





 6	Spurstange / Rod Assembly Führungsstange / Guide Rod beidseitig verstellbar / Adjustable on both sides Länge [mm] / Length [mm]:1652 Konusmaß [mm] / Cone Size [mm]:30 Rohr-Ø [mm] / Pipe Ø [mm]:50 mit Zubehör / With accessories	(7) (35) (85) (53) (42) (64) (123)	11768 01 81.46711.6725  ▲ 11492 02 ▲ 11505 02	
	35.430 FFDPAK, FFDHK, FFDHLK, 8x8/4 07.06 - 35.440 FFDPAK, FFDHK, FFDHLK 07.06 -	Baumuster / Model:H50 H59 gerade Vorderachse / straight front axle	(22) (112)	
 6	Spurstange / Rod Assembly Führungsstange / Guide Rod einseitig verstellbar / Adjustable on one side Länge [mm] / Length [mm]:1588 Konusmaß [mm] / Cone Size [mm]:30 Rohr-Ø [mm] / Pipe Ø [mm]:52 mit Zubehör / With accessories	(7) (35) (87) (53) (42) (64) (123)	11770 01 81.46711.6736  ▲ 11505 02 21971 01	
	35.410 FFDPAK, 8x8/4 07.06 - 35.480 FFDPAK, 12816 ccm, 8x8/4 07.06 - 35.530 FFDPAK, 8x8/4 07.06 - 41.410 FFDPAK, 8x8/4 07.06 - 41.480 FFDPAK, 12816 ccm, 8x8/4 07.06 - 41.530 FFDPAK, 353 kW 07.06 -	Antriebsachse / Drive Shaft 1.VA / 1st FA Achsausführung / Axle Version:VP-09 Baumuster / Model:H76	(19) (13) (17) (22)	
	35.390 FFDPAK 02.04 - 35.400 FFDPAK 02.04 - 41.480 FFDPAK, 12412 ccm, 8x8/4 07.06 - 35.440 FFDPAK, FFDHK, FFDHLK 07.06 - 35.480 FFDPAK, 12412 ccm 07.06 - 41.440 FFDPAK, 8x8/4 07.06 -	1.VA / 1st FA Antriebsachse / Drive Shaft Baumuster / Model:H96	(13) (19) (22)	
	41.430 FFDPAK, 8x8/4 12.04 - 35.430 FFDPAK, FFDHK, FFDHLK, 8x8/4 07.06 -	1.VA / 1st FA Antriebsachse / Drive Shaft Baumuster / Model:H96	(13) (19) (22)	
	41.430 FFDPAK, 8x8/4 12.04 - 35.430 FFDPAK, FFDHK, FFDHLK, 8x8/4 07.06 -	2.VA / 2nd FA Antriebsachse / Drive Shaft Baumuster / Model:H93	(15) (19) (22)	
	35.430 FFDPAK, FFDHK, FFDHLK, 8x8/4 07.06 - 35.440 FFDPAK, FFDHK, FFDHLK 07.06 -	Achsausführung / Axle Version:VOK- / VHK- Baumuster / Model:H50 gekrümmte Vorderachse / Dropped front axle	(17) (22) (110)	
	 6	Spurstange / Rod Assembly Führungsstange / Guide Rod einseitig verstellbar / Adjustable on one side Länge [mm] / Length [mm]:1679 Konusmaß [mm] / Cone Size [mm]:30 Rohr-Ø [mm] / Pipe Ø [mm]:52 mit Zubehör / With accessories	(7) (35) (87) (53) (42) (64) (123)	25395 01 81.46711.6921  ▲ 21440 01 21971 01
		35.430 FFDPAK, FFDHK, FFDHLK, 8x8/4 07.06 - 35.440 FFDPAK, FFDHK, FFDHLK 07.06 -	Achsausführung / Axle Version:VOK- / VHK- Baumuster / Model:H50 gekrümmte Vorderachse / Dropped front axle	(17) (22) (110)
 6	Spurstange / Rod Assembly Führungsstange / Guide Rod einseitig verstellbar / Adjustable on one side Länge [mm] / Length [mm]:1585 Konusmaß [mm] / Cone Size [mm]:30 Rohr-Ø [mm] / Pipe Ø [mm]:62 mit Zubehör / With accessories	(7) (35) (87) (53) (42) (64) (123)	26825 01 81.46711.6867  ▲ 25353 01	
	35.410 FFDPAK, 8x8/4 07.06 - 35.480 FFDPAK, 12816 ccm, 8x8/4 07.06 - 35.530 FFDPAK, 8x8/4 07.06 - 41.410 FFDPAK, 8x8/4 07.06 - 41.480 FFDPAK, 12816 ccm, 8x8/4 07.06 - 41.530 FFDPAK, 353 kW 07.06 -	Achsausführung / Axle Version:VP-09 Achsausführung / Axle Version:VP-09-06 IP=4,0 1.VA / 1st FA Baumuster / Model:H56	(17) (17) (13) (22)	



TGA		8x8/4	03.00 -		
 6	Spurstange / Rod Assembly Führungsstange / Guide Rod beidseitig verstellbar / Adjustable on both sides Länge [mm] / Length [mm]:1531 Konusmaß [mm] / Cone Size [mm]:30 Rohr-Ø [mm] / Pipe Ø [mm]:42 mit Zubehör / With accessories	(7) (35) (85) (53) (42) (64) (123)		31930 01 81.46711.6855 ▲ 11492 02 ▲ 11505 02	
	35.410 FFDAK, 8x8/4 07.06 - 35.480 FFDAK, 12816 ccm, 8x8/4 07.06 - 35.530 FFDAK, 8x8/4 07.06 - 41.410 FFDAK, 8x8/4 07.06 - 41.480 FFDAK, 12816 ccm, 8x8/4 07.06 - 41.530 FFDAK, 353 kW 07.06 -		2.VA / 2nd FA Achsausführung / Axle Version:VPD Baumuster / Model:H76	(15) (17) (22)	
 3	Lenkstange / Centre Rod Assembly Schubstange / Push Rod nicht verstellbar / Not adjustable Länge [mm] / Length [mm]:1800 Konusmaß [mm] / Cone Size [mm]:30 Rohr-Ø [mm] / Pipe Ø [mm]:62 mit Zubehör / With accessories	(4) (68) (136) (53) (42) (64) (123)		28328 01 81.46611.6161	
	35.410 FFDAK, 8x8/4 07.06 - 35.480 FFDAK, 12816 ccm, 8x8/4 07.06 - 35.530 FFDAK, 8x8/4 07.06 - 41.410 FFDAK, 8x8/4 07.06 - 41.480 FFDAK, 12816 ccm, 8x8/4 07.06 - 41.530 FFDAK, 353 kW 07.06 -		LHD am Lenkhebel / At steering lever am Zwischenhebel / At the intermediate lever Baumuster / Model:H76 Fahrerhaus-ID / Driver Cab ID:F99L10-37 Lenkung ZF 8099 / steering gear ZF 8099	(77) (80) (22) (33) (49)	
	35.430 FFDAK, FFDHK, FFDHLK, 8x8/4 07.06 - 35.440 FFDAK, FFDHK, FFDHLK 07.06 -		LHD am Lenkhebel / At steering lever am Zwischenhebel / At the intermediate lever Baumuster / Model:H59	(77) (80) (22)	
 2	Lenkstange / Centre Rod Assembly Schubstange / Push Rod beidseitig verstellbar / Adjustable on both sides Länge [mm] / Length [mm]:993 Konusmaß [mm] / Cone Size [mm]:30 Rohr-Ø [mm] / Pipe Ø [mm]:40 mit Zubehör / With accessories	(4) (68) (85) (53) (42) (64) (123)		28331 01 82.46610.6184 ▲ 11492 02 ▲ 11505 02	
	35.410 FFDAK, 8x8/4 07.06 - 35.480 FFDAK, 12816 ccm, 8x8/4 07.06 - 35.530 FFDAK, 8x8/4 07.06 - 41.410 FFDAK, 8x8/4 07.06 - 41.480 FFDAK, 12816 ccm, 8x8/4 07.06 - 41.530 FFDAK, 353 kW 07.06 -		LHD Zwischenhebel zur Vorderachse 2 / Control arm to front axle 2 für Lenkgetriebe-ID / For steering gear ID:ZF 8099 nicht für / Not for:WEBER HYDRAULIK Fahrerhaus-ID / Driver Cab ID:F99L10 Baumuster / Model:H76	(74) (101) (128) (33) (22)	
	35.430 FFDAK, FFDHK, FFDHLK, 8x8/4 07.06 - 35.440 FFDAK, FFDHK, FFDHLK 07.06 -		LHD Zwischenhebel zur Vorderachse 2 / Control arm to front axle 2 Baumuster / Model:H59	(74) (22)	






TGA 8x8/4 03.00 -

4	Spurstangenkopf / Tie Rod End am Lenkzylinder / At steering cylinder Länge [mm] / Length [mm]:90 Konusmaß [mm] / Cone Size [mm]:38 mit Innengewinde / with internal thread Gewindemaß / Thread Size:M36x1,5 mit Zubehör / With accessories	(8) (78) (53) (42) (115) (37) (123)	30756 01 82.95301.6019 
	35.410 FFDPAK, 8x8/4 07.06 - 35.480 FFDPAK, 12816 ccm, 8x8/4 07.06 - 35.530 FFDPAK, 8x8/4 07.06 - 41.410 FFDPAK, 8x8/4 07.06 - 41.480 FFDPAK, 12816 ccm, 8x8/4 07.06 - 41.530 FFDPAK, 353 kW 07.06 -		LHD am Lenkzylinder / At steering cylinder (78) für Lenkgetriebe-ID / For steering gear ID:ZF 8099 (101) Baumuster / Model:H76 (22)
	35.390 FFDPAK 02.04 - 35.400 FFDPAK 02.04 - 41.480 FFDPAK, 12412 ccm, 8x8/4 07.06 - 35.440 FFDPAK, FFDHK, FFDHLK 07.06 - 35.480 FFDPAK, 12412 ccm 07.06 - 41.440 FFDPAK, 8x8/4 07.06 -		am Lenkzylinder / At steering cylinder (78) Baumuster / Model:H96 (22) Lenkung ZF 8099 / steering gear ZF 8099 (49)
	41.430 FFDPAK, 8x8/4 12.04 - 35.430 FFDPAK, FFDHK, FFDHLK, 8x8/4 07.06 -		am Lenkzylinder / At steering cylinder (78) Baumuster / Model:H96 H93 (22) Lenkung ZF 8099 / steering gear ZF 8099 (49)
	41.430 FFDPAK, 8x8/4 12.04 - 35.430 FFDPAK, FFDHK, FFDHLK, 8x8/4 07.06 -		am Lenkzylinder / At steering cylinder (78) Baumuster / Model:H93 (22) Lenkung ZF 8099 / steering gear ZF 8099 (49)
10	Lenker, Radaufhängung / Track Control Arm Längslenker / Trailing Arm nicht verstellbar / Not adjustable Länge [mm] / Length [mm]:596 Rohr-Ø [mm] / Pipe Ø [mm]:48 Bohrung-Ø 1 / Bohrung-Ø 2 [mm] / Bore Ø 1 / Bore Ø 2 [mm]:19/19 Lochabstand 1/Lochabstand 2 / Hole Pitch 1/ Hole Pitch 2:130/130 Molekularlager / Molecular Bearing	(3) (54) (136) (53) (64) (24) (50) (57)	25041 01 81.43220.6196 © 30610 01 
	35.410 FFDPAK, 8x8/4 07.06 - 35.480 FFDPAK, 12816 ccm, 8x8/4 07.06 - 35.530 FFDPAK, 8x8/4 07.06 - 41.410 FFDPAK, 8x8/4 07.06 - 41.480 FFDPAK, 12816 ccm, 8x8/4 07.06 - 41.530 FFDPAK, 353 kW 07.06 -		 1.HA / 1st RA (12) 2.HA / 2nd RA (14) Baumuster / Model:H76 (22) mit Stabilisator an der Hinterachse / with stabilizer on the rear axle (120)
	35.410 FFDPAK, 8x8/4 07.06 - 35.480 FFDPAK, 12816 ccm, 8x8/4 07.06 - 35.530 FFDPAK, 8x8/4 07.06 - 41.410 FFDPAK, 8x8/4 07.06 - 41.480 FFDPAK, 12816 ccm, 8x8/4 07.06 - 41.530 FFDPAK, 353 kW 07.06 -		 Antriebsachse / Drive Shaft (19) Achslast [t] / Axle Load [t]:2x11,5 (18) Achslast [t] / Axle Load [t]:2x13 (18) Baumuster / Model:H76 (22)
	35.390 FFDPAK 02.04 - 35.400 FFDPAK 02.04 - 41.480 FFDPAK, 12412 ccm, 8x8/4 07.06 - 35.480 FFDPAK, 12412 ccm 07.06 - 41.440 FFDPAK, 8x8/4 07.06 -		Antriebsachse / Drive Shaft (19) Achsausführung / Axle Version:HPD-1382- / HP-1352- (17) Achsausführung / Axle Version:HD9- / H9-16120 (17) Baumuster / Model:H96 (22)
	41.430 FFDPAK, 8x8/4 12.04 -		Antriebsachse / Drive Shaft (19) Achsausführung / Axle Version:HPD-1382- / HP-1352- (17) Achsausführung / Axle Version:HD9- / H9-16120 (17) Baumuster / Model:H93 H96 (22)
	35.430 FFDPAK, FFDHK, FFDHLK, 8x8/4 07.06 -		Antriebsachse / Drive Shaft (19) für Fahrzeuge mit Blattfederung / for leaf-spring suspension vehicles (93) Achsausführung / Axle Version:HP-13 / HPD-13 (17) Achsausführung / Axle Version:HYD- / HY- (17) Baumuster / Model:H50 (22)
	35.430 FFDPAK, FFDHK, FFDHLK, 8x8/4 07.06 -		Antriebsachse / Drive Shaft (19) Achsausführung / Axle Version:HP- / HPD (17) Baumuster / Model:H59 (22)
	35.430 FFDPAK, FFDHK, FFDHLK, 8x8/4 07.06 -		Antriebsachse / Drive Shaft (19) Achsausführung / Axle Version:HPD-1382- / HP-1352- (17) Achsausführung / Axle Version:HD9- / H9-16120 (17) Baumuster / Model:H93 H96 (22)
	35.440 FFDPAK, FFDHK, FFDHLK 07.06 -		Antriebsachse / Drive Shaft (19) Achsausführung / Axle Version:HPD-1382- / HP-1352- (17) Achsausführung / Axle Version:HD9- / H9-16120 (17) Baumuster / Model:H96 (22)
	35.440 FFDPAK, FFDHK, FFDHLK 07.06 -		Antriebsachse / Drive Shaft (19) für Fahrzeuge mit Blattfederung / for leaf-spring suspension vehicles (93) Achsausführung / Axle Version:HP-13 / HPD-13 (17) Achsausführung / Axle Version:HYD- / HY- (17) Baumuster / Model:H50 (22)
	35.440 FFDPAK, FFDHK, FFDHLK 07.06 -		Antriebsachse / Drive Shaft (19) Achsausführung / Axle Version:HP- / HPD (17) Baumuster / Model:H59 (22)













MAN

TGA 8x8/4 03.00 -








8	Lenker, Radaufhängung / Track Control Arm Dreieckslenker (NKW) / A-Frame (CV) Dreieckslenker / A-Frame Länge [mm] / Length [mm]:627 Rohr-Ø [mm] / Pipe Ø [mm]:48 Bohrung-Ø 1 / Bohrung-Ø 2 [mm] / Bore Ø 1 / Bore Ø 2 [mm]:25/25/25 Lochabstand 1/Lochabstand 2 / Hole Pitch 1/ Hole Pitch 2:130/130/152 Molekularlager / Molecular Bearing	(3) (32) (31) (53) (64) (24) (50) (57)	26053 01 81.43270.6087 ® 25157 01	
	35.410 FFDPAK, 8x8/4 07.06 - 35.480 FFDPAK, 12816 ccm, 8x8/4 07.06 - 35.530 FFDPAK, 8x8/4 07.06 - 41.410 FFDPAK, 8x8/4 07.06 - 41.480 FFDPAK, 12816 ccm, 8x8/4 07.06 - 41.530 FFDPAK, 353 kW 07.06 -			 Antriebsachse / Drive Shaft (19) Achsausführung / Axle Version:HP-1352 (17) Achsausführung / Axle Version:HPD-1382 (17) Achsausführung / Axle Version:HD9/H9-16120 (17) Baumuster / Model:H37 (22) mit Stabilisator an der Hinterachse / with stabilizer on the rear axle (120) Ausrichtung des Zentralgelenkes beachten! / Observe alignment of central link (20)
	35.410 FFDPAK, 8x8/4 07.06 - 35.480 FFDPAK, 12816 ccm, 8x8/4 07.06 - 35.530 FFDPAK, 8x8/4 07.06 - 41.410 FFDPAK, 8x8/4 07.06 - 41.480 FFDPAK, 12816 ccm, 8x8/4 07.06 - 41.530 FFDPAK, 353 kW 07.06 -			 Antriebsachse / Drive Shaft (19) Achsausführung / Axle Version:HPD-1382 (17) Achsausführung / Axle Version:HP-1352 (17) Baumuster / Model:H76 (22) Achslast [t] / Axle Load [t]:2x13 (18) Achslast [t] / Axle Load [t]:2x11,5 (18) Ausrichtung des Zentralgelenkes beachten! / Observe alignment of central link (20)
	35.390 FFDPAK 02.04 - 35.400 FFDPAK 02.04 - 41.480 FFDPAK, 12412 ccm, 8x8/4 07.06 - 35.480 FFDPAK, 12412 ccm 07.06 - 41.440 FFDPAK, 8x8/4 07.06 -			Antriebsachse / Drive Shaft (19) Achsausführung / Axle Version:HPD-1382-/HP-1352- (17) Achsausführung / Axle Version:HD9/H9-16120- (17) Baumuster / Model:H96 (22)
	41.430 FFDPAK, 8x8/4 12.04 -			Antriebsachse / Drive Shaft (19) Achsausführung / Axle Version:HPD-1382-/HP-1352- (17) Achsausführung / Axle Version:HD9/H9-16120- (17) Baumuster / Model:H93 H96 (22)
	35.430 FFDPAK, FFDHK, FFDHLK, 8x8/4 07.06 -			Antriebsachse / Drive Shaft (19) Achsausführung / Axle Version:HPD-1382-/HP-1352- (17) Achsausführung / Axle Version:HD9/H9-16120- (17) Baumuster / Model:H93 H96 (22)
	35.430 FFDPAK, FFDHK, FFDHLK, 8x8/4 07.06 -			Antriebsachse / Drive Shaft (19) Achsausführung / Axle Version:HPD-/HP- (17) Achsausführung / Axle Version:HYD-/HY- (17) Baumuster / Model:H96 (22) Ausrichtung des Zentralgelenkes beachten! / Observe alignment of central link (20)
	35.430 FFDPAK, FFDHK, FFDHLK, 8x8/4 07.06 -			Antriebsachse / Drive Shaft (19) Achsausführung / Axle Version:HPD-/HP- (17) Baumuster / Model:H96 (22) Ausrichtung des Zentralgelenkes beachten! / Observe alignment of central link (20) Mittelhohe Bauart / Medium-high design (56)
	35.430 FFDPAK, FFDHK, FFDHLK, 8x8/4 07.06 -			Antriebsachse / Drive Shaft (19) Achsausführung / Axle Version:HP- / HPD- (17) Baumuster / Model:H59 (22)
	35.440 FFDPAK, FFDHK, FFDHLK 07.06 -			Antriebsachse / Drive Shaft (19) Achsausführung / Axle Version:HPD-1382-/HP-1352- (17) Achsausführung / Axle Version:HD9/H9-16120- (17) Baumuster / Model:H96 (22)
	35.440 FFDPAK, FFDHK, FFDHLK 07.06 -			Antriebsachse / Drive Shaft (19) Achsausführung / Axle Version:HPD-/HP- (17) Baumuster / Model:H96 (22) Ausrichtung des Zentralgelenkes beachten! / Observe alignment of central link (20) Mittelhohe Bauart / Medium-high design (56)
	35.440 FFDPAK, FFDHK, FFDHLK 07.06 -			Antriebsachse / Drive Shaft (19) Achsausführung / Axle Version:HP- / HPD- (17) Baumuster / Model:H59 (22)
	35.440 FFDPAK, FFDHK, FFDHLK 07.06 -			Antriebsachse / Drive Shaft (19) Achsausführung / Axle Version:HPD-/HP- (17) Achsausführung / Axle Version:HYD-/HY- (17) Baumuster / Model:H96 (22) Ausrichtung des Zentralgelenkes beachten! / Observe alignment of central link (20)



TGA		8x8/4	03.00 -		
 8	Lenker, Radaufhängung / Track Control Arm	(3)		30416 01	81.43270.6117
	Dreieckslenker (NKW) / A-Frame (CV)	(32)		® 25157 01	
	Länge [mm] / Length [mm]:627	(53)		® 31139 01	
	Rohr-Ø [mm] / Pipe Ø [mm]:58	(64)			
	Bohrung-Ø 1 / Bohrung-Ø 2 [mm] / Bore Ø 1 / Bore Ø 2 [mm]:25/25	(24)			
	Lochabstand 1/Lochabstand 2 / Hole Pitch 1/ Hole Pitch 2:130/130	(50)			
					
	35.410 FFDPAK, 8x8/4	07.06 -	1.HA / 1st RA	(12)	
	35.480 FFDPAK, 12816 ccm, 8x8/4	07.06 -	2.HA / 2nd RA	(14)	
	35.530 FFDPAK, 8x8/4	07.06 -	Antriebsachse / Drive Shaft	(19)	
	41.410 FFDPAK, 8x8/4	07.06 -	Achsausführung / Axle Version:HPD-13/1682	(17)	
	41.480 FFDPAK, 12816 ccm, 8x8/4	07.06 -	Achsausführung / Axle Version:HP-13/1652	(17)	
	41.530 FFDPAK, 353 kW	07.06 -	->01.2004		
			Baumuster / Model:H76	(22)	
			mit Trapezfeder / With trapezoid spring	(122)	
			mit Stabilisator an der Hinterachse / with stabilizer on the rear axle	(120)	
 8	Lenker, Radaufhängung / Track Control Arm	(3)		30752 01	81.43270.6145
	Dreieckslenker (NKW) / A-Frame (CV)	(32)			
	Länge [mm] / Length [mm]:622	(53)			
	Rohr-Ø [mm] / Pipe Ø [mm]:60	(64)			
	Bohrung-Ø 1 / Bohrung-Ø 2 [mm] / Bore Ø 1 / Bore Ø 2 [mm]:24/24	(24)			
	Lochabstand 1/Lochabstand 2 / Hole Pitch 1/ Hole Pitch 2:130/130	(50)			
					
	35.410 FFDPAK, 8x8/4	07.06 -	1.HA / 1st RA	(12)	
	35.480 FFDPAK, 12816 ccm, 8x8/4	07.06 -	2.HA / 2nd RA	(14)	
	35.530 FFDPAK, 8x8/4	07.06 -	Achsausführung / Axle Version:HPD-13/1682	(17)	
	41.410 FFDPAK, 8x8/4	07.06 -	Achsausführung / Axle Version:HP-13/1652	(17)	
	41.480 FFDPAK, 12816 ccm, 8x8/4	07.06 -	01.2004->		
	41.530 FFDPAK, 353 kW	07.06 -	Baumuster / Model:H76	(22)	
	35.390 FFDPAK	02.04 -			
	35.400 FFDPAK	02.04 -			
	41.480 FFDPAK, 12412 ccm, 8x8/4	07.06 -	Achsausführung / Axle Version:HPD- / HP-	(17)	
	35.440 FFDPAK, FFDHK, FFDHLK	07.06 -	Baumuster / Model:H96	(22)	
	35.480 FFDPAK, 12412 ccm	07.06 -			
	41.440 FFDPAK, 8x8/4	07.06 -			
	41.430 FFDPAK, 8x8/4	12.04 -			
	35.430 FFDPAK, FFDHK, FFDHLK, 8x8/4	07.06 -			
			Achsausführung / Axle Version:HPD- / HP-	(17)	
			Baumuster / Model:H93 H96	(22)	
 10	Lenker, Radaufhängung / Track Control Arm	(3)		31936 01	82.43220.6008
	Längslenker / Trailing Arm	(54)		® 21769 01	
	Länge [mm] / Length [mm]:585	(53)			
	Rohr-Ø [mm] / Pipe Ø [mm]:58	(64)			
	Bohrung-Ø 1 / Bohrung-Ø 2 [mm] / Bore Ø 1 / Bore Ø 2 [mm]:21 / 21	(24)			
	Lochabstand 1/Lochabstand 2 / Hole Pitch 1/ Hole Pitch 2:130/ 130	(50)			
	Molekularlager / Molecular Bearing	(57)			
					
	35.390 FFDPAK	02.04 -			
	35.400 FFDPAK	02.04 -			
	41.480 FFDPAK, 12412 ccm, 8x8/4	07.06 -	Achsausführung / Axle Version:HPD- / HP-	(17)	
	35.440 FFDPAK, FFDHK, FFDHLK	07.06 -	Baumuster / Model:H96	(22)	
	35.480 FFDPAK, 12412 ccm	07.06 -			
	41.440 FFDPAK, 8x8/4	07.06 -			
	41.430 FFDPAK, 8x8/4	12.04 -			
	35.430 FFDPAK, FFDHK, FFDHLK, 8x8/4	07.06 -	Achsausführung / Axle Version:HPD- / HP-	(17)	
			Baumuster / Model:H93 H96	(22)	



MAN

TGA		8x8/4	03.00 -			
 13 Stange/Strebe, Stabilisator / Link Stabiliser Koppelstange / Coupling Rod Länge [mm] / Length [mm]:450 Rohr-Ø [mm] / Pipe Ø [mm]:50 Bohrung-Ø [mm] / Bore Ø [mm]:22	(9)				34597 01	82.43718.5028
	(43)					
	(53)					
	(64)					
	(26)					
35.410 FFDPAK, 8x8/4 35.480 FFDPAK, 12816 ccm, 8x8/4 35.530 FFDPAK, 8x8/4 41.410 FFDPAK, 8x8/4 41.480 FFDPAK, 12816 ccm, 8x8/4 41.530 FFDPAK, 353 kW	07.06 - 07.06 - 07.06 - 07.06 - 07.06 - 07.06 -			 1.HA / 1st RA 2.HA / 2nd RA Achsausführung / Axle Version:HPD-1352 Achsausführung / Axle Version:HPD-1382 Baumuster / Model:H76		(12) (14) (17) (17) (22)
35.390 FFDPAK 35.400 FFDPAK 41.480 FFDPAK, 12412 ccm, 8x8/4 35.440 FFDPAK, FFDHK, FFDHLK 35.480 FFDPAK, 12412 ccm 41.440 FFDPAK, 8x8/4 41.430 FFDPAK, 8x8/4 35.430 FFDPAK, FFDHK, FFDHLK, 8x8/4	02.04 - 02.04 - 07.06 - 07.06 - 07.06 - 12.04 - 07.06 -			 1.HA / 1st RA 2.HA / 2nd RA Baumuster / Model:H96		(12) (14) (22)
 13 Stange/Strebe, Stabilisator / Link Stabiliser Koppelstange / Coupling Rod Länge [mm] / Length [mm]:400 Rohr-Ø [mm] / Pipe Ø [mm]:50 Bohrung-Ø [mm] / Bore Ø [mm]:22	(9)				34598 01	81.43718.5133
	(43)					
	(53)					
35.430 FFDPAK, FFDHK, FFDHLK, 8x8/4 35.440 FFDPAK, FFDHK, FFDHLK	07.06 - 07.06 -			 Antriebsachse / Drive Shaft Achsausführung / Axle Version:HPD- / HP- Baumuster / Model:H59		(19) (17) (22)

Pos







Ref.



MAN


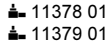












TGL 4x2 04.05 -

 6	Spurstange / Rod Assembly Führungsstange / Guide Rod beidseitig verstellbar / Adjustable on both sides Länge [mm] / Length [mm]:1666 Konusmaß [mm] / Cone Size [mm]:22 Rohr-Ø [mm] / Pipe Ø [mm]:36 mit Zubehör / With accessories	(7) (35) (85) (53) (42) (64) (123)	31773 01 81.46711.6892  11379 01  11378 01	
	7.150, 8.150 FC, FRC, FLC, FLRC	04.05 -	Achsausführung / Axle Version:VOK-03-	(17)
	7.180 FC, FRC, FLC, FLRC	04.05 -	Baumuster / Model:N01 N11 N03 N13	(22)
	8.180 FC, FRC, FLC, FLRC	04.05 -	Achsausführung / Axle Version:VOK-03-	(17)
	8.210 FC, FRC, FLC, FLRC	04.05 -	Baumuster / Model:N03 N13	(22)
	8.150 FK, FRK, FK-L, FRK-L	10.06 -	Achsausführung / Axle Version:VOK-03-	(17)
	8.180 FK, FK-L, FRK, FRK-L	04.05 -	Baumuster / Model:N03	(22)
8.210 FK, FK-L, FRK, FRK-L	04.05 -			







MAN

TGL 4x2 04.05 -

 6	Spurstange / Rod Assembly Führungsstange / Guide Rod beidseitig verstellbar / Adjustable on both sides Länge [mm] / Length [mm]:1632 Konusmaß [mm] / Cone Size [mm]:22 Rohr-Ø [mm] / Pipe Ø [mm]:38 mit Zubehör / With accessories	(7) (35) (85) (53) (42) (64) (123)	31882 01 81.46711.6894  11378 01  11379 01	
	7.180 FC, FRC, FLC, FLRC	04.05 -	 Achsausführung / Axle Version:VOK-05-01 (17) Achsausführung / Axle Version:VOK-05-02 (17) Baumuster / Model:N01 N13 N03 (22) für Links-/Rechtslenker / For left-/right-hand traffic (102)	
	8.180 FC, FRC, FLC, FLRC 8.210 FC, FRC, FLC, FLRC	04.05 - 04.05 -	 Achsausführung / Axle Version:VOK-05-01 (17) Achsausführung / Axle Version:VOK-05-02 (17) Achsausführung / Axle Version:VOK-05-03 (17) Achsausführung / Axle Version:VOK-05-04 (17) Baumuster / Model:N03 N13 (22) für Links-/Rechtslenker / For left-/right-hand traffic (102)	
	8.240 FC, FRC, FLC, FLRC	04.05 -	 Achsausführung / Axle Version:VOK-05-01 (17) Achsausführung / Axle Version:VOK-05-02 (17) Achsausführung / Axle Version:VOK-05-03 (17) Achsausführung / Axle Version:VOK-05-04 (17) Baumuster / Model:N02 N12 (22) für Links-/Rechtslenker / For left-/right-hand traffic (102)	
	10.180 FC, FRC, FLC, FLRC 10.210 FC, FRC, FLC, FLRC	04.05 - 04.05 -	 Achsausführung / Axle Version:VOK-05-01 (17) Achsausführung / Axle Version:VOK-05-02 (17) Baumuster / Model:N05 N15 (22) für Links-/Rechtslenker / For left-/right-hand traffic (102)	
	10.240 FC, FRC, FLC, FLRC 12.240 FC, FRC, FLC, FLRC	04.05 - 04.05 -	 Achsausführung / Axle Version:VOK-05-01 (17) Achsausführung / Axle Version:VOK-05-02 (17) Baumuster / Model:N04 N14 (22) für Links-/Rechtslenker / For left-/right-hand traffic (102)	
	12.180 FC, FRC, FLC, FLRC 12.210 FC, FRC, FLC, FLRC	04.05 - 04.05 -	 Achsausführung / Axle Version:VOK-05-01 (17) Achsausführung / Axle Version:VOK-05-02 (17) Baumuster / Model:N05 N15 N61 (22) für Links-/Rechtslenker / For left-/right-hand traffic (102)	
	8.150 FK, FRK, FK-L, FRK-L 8.180 FK, FK-L, FRK, FRK-L 8.210 FK, FK-L, FRK, FRK-L	10.06 - 04.05 - 04.05 -	 Achsausführung / Axle Version:VOK-05-01 (17) Achsausführung / Axle Version:VOK-05-02 (17) Achsausführung / Axle Version:VOK-05-03 (17) Achsausführung / Axle Version:VOK-05-04 (17) Baumuster / Model:N03 (22) für Links-/Rechtslenker / For left-/right-hand traffic (102)	
	8.240 FK, FK-L, FRK, FRK-L	04.05 -	 Achsausführung / Axle Version:VOK-05-01 (17) Achsausführung / Axle Version:VOK-05-02 (17) Achsausführung / Axle Version:VOK-05-03 (17) Achsausführung / Axle Version:VOK-05-04 (17) Baumuster / Model:N02 (22) für Links-/Rechtslenker / For left-/right-hand traffic (102)	
	10.180 FK, FRK 10.210 FK, FRK 12.180 FK, FRK 12.210 FK, FRK	04.05 - 04.05 - 04.05 - 04.05 -	 Achsausführung / Axle Version:VOK-05-01 (17) Achsausführung / Axle Version:VOK-05-02 (17) Baumuster / Model:N05 (22) für Links-/Rechtslenker / For left-/right-hand traffic (102)	
	10.240 FK, FRK 12.240 FK, FRK	04.05 - 04.05 -	 Achsausführung / Axle Version:VOK-05-01 (17) Achsausführung / Axle Version:VOK-05-02 (17) Baumuster / Model:N04 (22) für Links-/Rechtslenker / For left-/right-hand traffic (102)	













TGL		4x2	04.05 -		
 6	Spurstange / Rod Assembly Führungsstange / Guide Rod beidseitig verstellbar / Adjustable on both sides Länge [mm] / Length [mm]:1632 Konusmaß [mm] / Cone Size [mm]:22 Rohr-Ø [mm] / Pipe Ø [mm]:42 mit Zubehör / With accessories	(7) (35) (85) (53) (42) (64) (123)		34596 01 81.46711.6915 	
	7.150 FC, FRC, FLC, FLRC	04.05 -	Scheibenbremse / Disc Brake	(66)	
	7.180 FC, FRC, FLC, FLRC	04.05 -	Achsausführung / Axle Version:VOK-05-07	(17)	
	8.180 FC, FRC, FLC, FLRC	04.05 -	Achsausführung / Axle Version:VOK-05-08	(17)	
	8.210 FC, FRC, FLC, FLRC	04.05 -	Baumuster / Model:N03 N13	(22)	
	8.220 FC, FLC, FRC, FLRC	04.05 -	gekröpfte Vorderachse / Dropped front axle	(110)	
	10.180 FC, FRC, FLC, FLRC	04.05 -	Scheibenbremse / Disc Brake	(66)	
	12.180 FC, FRC, FLC, FLRC	04.05 -	Achsausführung / Axle Version:VOK-05-06	(17)	
	12.210 FC, FRC, FLC, FLRC	04.05 -	Baumuster / Model:N61 gekröpfte Vorderachse / Dropped front axle	(22) (110)	
	10.180 FC, FRC, FLC, FLRC	04.05 -	Scheibenbremse / Disc Brake	(66)	
12.180 FC, FRC, FLC, FLRC	04.05 -	Achsausführung / Axle Version:VOK-05-06	(17)		
12.210 FC, FRC, FLC, FLRC	04.05 -	Achsausführung / Axle Version:VOK-05-05 Baumuster / Model:N05 N15 gekröpfte Vorderachse / Dropped front axle	(17) (22) (110)		
10.210 FC, FRC, FLC, FLRC	04.05 -	Scheibenbremse / Disc Brake	(66)		
10.220 FC, FLC, FRC, FLRC	04.05 -	Achsausführung / Axle Version:VOK-05-06	(17)		
12.220 FC, FRC, FLC, FLRC	04.05 -	Achsausführung / Axle Version:VOK-05-05 Baumuster / Model:N05 N15 gekröpfte Vorderachse / Dropped front axle	(17) (22) (110)		
8.150 FK, FRK, FK-L, FRK-L	10.06 -	Scheibenbremse / Disc Brake	(66)		
8.180 FK, FK-L, FRK, FRK-L	04.05 -	Achsausführung / Axle Version:VOK-05-07	(17)		
8.210 FK, FK-L, FRK, FRK-L	04.05 -	Achsausführung / Axle Version:VOK-05-08	(17)		
8.220 FK, FRK, FK-L, FRK-L	04.05 -	Baumuster / Model:N03 gekröpfte Vorderachse / Dropped front axle	(22) (110)		
10.180 FK, FRK	04.05 -	Scheibenbremse / Disc Brake	(66)		
10.210 FK, FRK	04.05 -	Achsausführung / Axle Version:VOK-05-06	(17)		
12.180 FK, FRK	04.05 -	Achsausführung / Axle Version:VOK-05-05	(17)		
12.210 FK, FRK	04.05 -	Baumuster / Model:N05	(22)		
10.220 FK, FRK	04.05 -	gekröpfte Vorderachse / Dropped front axle	(110)		
12.220 FK, FRK	04.05 -				
 1	Lenkstange / Centre Rod Assembly Schubstange / Push Rod einseitig verstellbar / Adjustable on one side Länge [mm] / Length [mm]:840 Konusmaß [mm] / Cone Size [mm]:22 Rohr-Ø [mm] / Pipe Ø [mm]:38 mit Zubehör / With accessories	(4) (68) (87) (53) (42) (64) (123)		23405 01 85.46610.6140 	
	10.180 FC, FRC, FLC, FLRC	04.05 -	Lenkstockhebel zur 1. VA / Pitman Arm to 1st FA	(48)	
	10.210 FC, FRC, FLC, FLRC	04.05 -	für Links-/Rechtslenker / For left-/right-hand traffic	(102)	
	12.180 FC, FRC, FLC, FLRC	04.05 -	für Lenkgetriebe-ID / For steering gear ID:ZF 8095	(101)	
	12.210 FC, FRC, FLC, FLRC	04.05 -	Fahrerhaus-ID / Driver Cab ID:F99 ->06.2004 Baumuster / Model:N05 N15	(33) (22)	
	10.240 FC, FRC, FLC, FLRC	04.05 -	Lenkstockhebel zur 1. VA / Pitman Arm to 1st FA	(48)	
	12.240 FC, FRC, FLC, FLRC	04.05 -	für Links-/Rechtslenker / For left-/right-hand traffic	(102)	
			für Lenkgetriebe-ID / For steering gear ID:ZF 8095	(101)	
			Fahrerhaus-ID / Driver Cab ID:F99 ->06.2004 Baumuster / Model:N04 N14	(33) (22)	
	10.180 FK, FRK	04.05 -	Lenkstockhebel zur 1. VA / Pitman Arm to 1st FA	(48)	
10.210 FK, FRK	04.05 -	für Links-/Rechtslenker / For left-/right-hand traffic	(102)		
12.180 FK, FRK	04.05 -	für Lenkgetriebe-ID / For steering gear ID:ZF 8095	(101)		
12.210 FK, FRK	04.05 -	Fahrerhaus-ID / Driver Cab ID:F99 ->06.2004 Baumuster / Model:N05	(33) (22)		
10.240 FK, FRK	04.05 -	Lenkstockhebel zur 1. VA / Pitman Arm to 1st FA	(48)		
12.240 FK, FRK	04.05 -	für Links-/Rechtslenker / For left-/right-hand traffic	(102)		
		für Lenkgetriebe-ID / For steering gear ID:ZF 8095	(101)		
		Fahrerhaus-ID / Driver Cab ID:F99 ->06.2004 Baumuster / Model:N04	(33) (22)		






MAN

TGL 4x2 04.05 -

 1	Lenkstange / Centre Rod Assembly Schubstange / Push Rod einseitig verstellbar / Adjustable on one side Länge [mm] / Length [mm]:860 Konusmaß [mm] / Cone Size [mm]:26 Rohr-Ø [mm] / Pipe Ø [mm]:38 mit Zubehör / With accessories	(4) (68) (87) (53) (42) (64) (123)	23417 01 85.46610.6142  11402 01	
	7.150, 8.150 FC, FRC, FLC, FLRC 7.180 FC, FRC, FLC, FLRC 8.150 FK, FRK, FK-L, FRK-L 8.180 FC, FRC, FLC, FLRC 8.180 FK, FK-L, FRK, FRK-L 8.210 FC, FRC, FLC, FLRC 8.210 FK, FK-L, FRK, FRK-L	04.05 - 04.05 - 10.06 - 04.05 - 04.05 - 04.05 - 04.05 -	Lenkstockhebel zur 1. VA / Pitman Arm to 1st FA für Lenkgetriebe-ID / For steering gear ID:ZF 8095 02.2004-> für Fahrzeuge mit Blattfederung / for leaf-spring suspension vehicles symmetrisch / Symmetric Baumuster / Model:N03	(48) (101) (93) (139) (22)
	8.240 FC, FRC, FLC, FLRC 8.240 FK, FK-L, FRK, FRK-L	04.05 - 04.05 -	Lenkstockhebel zur 1. VA / Pitman Arm to 1st FA für Lenkgetriebe-ID / For steering gear ID:ZF 8095 02.2004-> für Fahrzeuge mit Blattfederung / for leaf-spring suspension vehicles symmetrisch / Symmetric Baumuster / Model:N02	(48) (101) (93) (139) (22)
 1	Lenkstange / Centre Rod Assembly Schubstange / Push Rod einseitig verstellbar / Adjustable on one side Länge [mm] / Length [mm]:795 Konusmaß [mm] / Cone Size [mm]:26 Rohr-Ø [mm] / Pipe Ø [mm]:38 mit Zubehör / With accessories	(4) (68) (87) (53) (42) (64) (123)	25272 01 85.46610.6141  11402 01	
	7.150, 8.150 FC, FRC, FLC, FLRC 7.180 FC, FRC, FLC, FLRC 8.150 FK, FRK, FK-L, FRK-L 8.180 FC, FRC, FLC, FLRC 8.180 FK, FK-L, FRK, FRK-L 8.210 FC, FRC, FLC, FLRC 8.210 FK, FK-L, FRK, FRK-L	04.05 - 04.05 - 10.06 - 04.05 - 04.05 - 04.05 - 04.05 -	Lenkstockhebel zur 1. VA / Pitman Arm to 1st FA für Lenkgetriebe-ID / For steering gear ID:ZF 8095 Baumuster / Model:N03	(48) (101) (22)
	8.240 FC, FRC, FLC, FLRC 8.240 FK, FK-L, FRK, FRK-L	04.05 - 04.05 -	Lenkstockhebel zur 1. VA / Pitman Arm to 1st FA für Lenkgetriebe-ID / For steering gear ID:ZF 8095 Baumuster / Model:N02	(48) (101) (22)
 1	Lenkstange / Centre Rod Assembly Schubstange / Push Rod verstellbar / Adjustable Länge [mm] / Length [mm]:864 Konusmaß [mm] / Cone Size [mm]:22 Rohr-Ø [mm] / Pipe Ø [mm]:38 mit Zubehör / With accessories	(4) (68) (140) (53) (42) (64) (123)	31313 01 85.46610.6246  11378 01	
	7.150, 8.150 FC, FRC, FLC, FLRC 7.180 FC, FRC, FLC, FLRC 8.180 FC, FRC, FLC, FLRC 8.210 FC, FRC, FLC, FLRC	04.05 - 04.05 - 04.05 - 04.05 -	 Lenkstockhebel zur 1. VA / Pitman Arm to 1st FA für Lenkgetriebe-ID / For steering gear ID:RBL C300 1.VA / 1st FA Baumuster / Model:N03 N13	(48) (101) (13) (22)
	8.240 FC, FRC, FLC, FLRC	04.05 -	 Lenkstockhebel zur 1. VA / Pitman Arm to 1st FA für Lenkgetriebe-ID / For steering gear ID:RBL C300 1.VA / 1st FA Baumuster / Model:N02 N12	(48) (101) (13) (22)
	8.150 FK, FRK, FK-L, FRK-L 8.180 FK, FK-L, FRK, FRK-L 8.210 FK, FK-L, FRK, FRK-L	10.06 - 04.05 - 04.05 -	 Lenkstockhebel zur 1. VA / Pitman Arm to 1st FA für Lenkgetriebe-ID / For steering gear ID:RBL C300 1.VA / 1st FA Baumuster / Model:N03	(48) (101) (13) (22)
	8.240 FK, FK-L, FRK, FRK-L	04.05 -	 Lenkstockhebel zur 1. VA / Pitman Arm to 1st FA für Lenkgetriebe-ID / For steering gear ID:RBL C300 1.VA / 1st FA Baumuster / Model:N02	(48) (101) (13) (22)








TGL 4x2 04.05 -

 1	Lenkstange / Centre Rod Assembly Schubstange / Push Rod einseitig verstellbar / Adjustable on one side Länge [mm] / Length [mm]:820 Konusmaß [mm] / Cone Size [mm]:22 Rohr-Ø [mm] / Pipe Ø [mm]:38 mit Zubehör / With accessories	(4) (68) (87) (53) (42) (64) (123)	31895 01 85.46610.6162 		
	10.180 FC, FRC, FLC, FLRC 12.180 FC, FRC, FLC, FLRC 12.210 FC, FRC, FLC, FLRC	04.05 - 04.05 - 04.05 -	RHD	Lenkstockhebel zur 1. VA / Pitman Arm to 1st FA für Lenkgetriebe-ID / For steering gear ID:ZF 8095 06.2004 - 08.2007 Baumuster / Model:N05 N15 N61	(48) (101) (22)
	10.180 FC, FRC, FLC, FLRC 12.180 FC, FRC, FLC, FLRC 12.210 FC, FRC, FLC, FLRC	04.05 - 04.05 - 04.05 -	LHD	Lenkstockhebel zur 1. VA / Pitman Arm to 1st FA für Lenkgetriebe-ID / For steering gear ID:ZF 8095 06.2004-> Baumuster / Model:N05 N15	(48) (101) (22)
	10.210 FC, FRC, FLC, FLRC 10.220 FC, FLC, FRC, FLRC 12.220 FC, FRC, FLC, FLRC	04.05 - 04.05 - 04.05 -	RHD	Lenkstockhebel zur 1. VA / Pitman Arm to 1st FA für Lenkgetriebe-ID / For steering gear ID:ZF 8095 06.2004 - 08.2007 Baumuster / Model:N05 N15	(48) (101) (22)
	10.210 FC, FRC, FLC, FLRC 10.220 FC, FLC, FRC, FLRC 12.220 FC, FRC, FLC, FLRC	04.05 - 04.05 - 04.05 -	LHD	Lenkstockhebel zur 1. VA / Pitman Arm to 1st FA für Lenkgetriebe-ID / For steering gear ID:ZF 8095 06.2004-> Baumuster / Model:N05 N15	(48) (101) (22)
	10.240 FC, FRC, FLC, FLRC 12.240 FC, FRC, FLC, FLRC 10.250 FC, FLC, FRC, FLRC 12.250 FC, FLC, FRC, FLRC	04.05 - 04.05 - 04.05 - 04.05 -	RHD	Lenkstockhebel zur 1. VA / Pitman Arm to 1st FA für Lenkgetriebe-ID / For steering gear ID:ZF 8095 06.2004 - 08.2007 Baumuster / Model:N04 N14	(48) (101) (22)
	10.240 FC, FRC, FLC, FLRC 12.240 FC, FRC, FLC, FLRC 10.250 FC, FLC, FRC, FLRC 12.250 FC, FLC, FRC, FLRC	04.05 - 04.05 - 04.05 - 04.05 -	LHD	Lenkstockhebel zur 1. VA / Pitman Arm to 1st FA für Lenkgetriebe-ID / For steering gear ID:ZF 8095 06.2004-> Baumuster / Model:N04 N14	(48) (101) (22)
	10.180 FK, FRK 10.210 FK, FRK 12.180 FK, FRK 12.210 FK, FRK 10.220 FK, FRK 12.220 FK, FRK	04.05 - 04.05 - 04.05 - 04.05 - 04.05 - 04.05 -	RHD	Lenkstockhebel zur 1. VA / Pitman Arm to 1st FA für Lenkgetriebe-ID / For steering gear ID:ZF 8095 06.2004 - 08.2007 Baumuster / Model:N05	(48) (101) (22)
	10.180 FK, FRK 10.210 FK, FRK 12.180 FK, FRK 12.210 FK, FRK 10.220 FK, FRK 12.220 FK, FRK	04.05 - 04.05 - 04.05 - 04.05 - 04.05 - 04.05 -	LHD	Lenkstockhebel zur 1. VA / Pitman Arm to 1st FA für Lenkgetriebe-ID / For steering gear ID:ZF 8095 06.2004-> Baumuster / Model:N05	(48) (101) (22)
	10.240 FK, FRK 12.240 FK, FRK 10.250 FK, FRK 12.250 FK	04.05 - 04.05 - 04.05 - 04.05 -	RHD	Lenkstockhebel zur 1. VA / Pitman Arm to 1st FA für Lenkgetriebe-ID / For steering gear ID:ZF 8095 06.2004 - 08.2007 Baumuster / Model:N04	(48) (101) (22)
	10.240 FK, FRK 12.240 FK, FRK 10.250 FK, FRK 12.250 FK	04.05 - 04.05 - 04.05 - 04.05 -	LHD	Lenkstockhebel zur 1. VA / Pitman Arm to 1st FA für Lenkgetriebe-ID / For steering gear ID:ZF 8095 06.2004-> Baumuster / Model:N04	(48) (101) (22)



MAN

TGL 4x2 04.05 -

 20	Lenker, Radaufhängung / Track Control Arm Querlenker / Control Arm einseitig verstellbar / Adjustable on one side Länge [mm] / Length [mm]:840 Rohr-Ø [mm] / Pipe Ø [mm]:40	(3) (61) (87) (53) (64)	23193 01 81.43250.6007 ▲ 19967 01	
	7.150, 8.150 FC, FRC, FLC, FLRC 7.180 FC, FRC, FLC, FLRC	04.05 - 04.05 -		Achslast [t] / Axle Load [t]:5,0 (18) Achslast [t] / Axle Load [t]:5,2 (18) Achslast [t] / Axle Load [t]:5,6 (18) Baumuster / Model:N13 N11 (22)
	8.180 FC, FRC, FLC, FLRC 8.210 FC, FRC, FLC, FLRC	04.05 - 04.05 -		Achslast [t] / Axle Load [t]:5,0 (18) Achslast [t] / Axle Load [t]:5,2 (18) Achslast [t] / Axle Load [t]:5,6 (18) Baumuster / Model:N13 (22)
	8.240 FC, FRC, FLC, FLRC	04.05 -		Achslast [t] / Axle Load [t]:5,2 (18) Achslast [t] / Axle Load [t]:5,6 (18) Baumuster / Model:N12 (22)
	20	Lenker, Radaufhängung / Track Control Arm Querlenker / Control Arm einseitig verstellbar / Adjustable on one side Länge [mm] / Length [mm]:840 Rohr-Ø [mm] / Pipe Ø [mm]:50	(3) (61) (87) (53) (64)	23194 01 81.43250.6014 ▲ 19967 01
8.240 FC, FRC, FLC, FLRC	04.05 -	für Fahrzeuge mit Luftfederung / for pneumatic suspension vehicles (94) Achslast [t] / Axle Load [t]:5,2 (18) Achslast [t] / Axle Load [t]:5,6 (18) Baumuster / Model:N12 (22)		
10.180 FC, FRC, FLC, FLRC 10.210 FC, FRC, FLC, FLRC 12.180 FC, FRC, FLC, FLRC 12.210 FC, FRC, FLC, FLRC	04.05 - 04.05 - 04.05 - 04.05 -	für Fahrzeuge mit Luftfederung / for pneumatic suspension vehicles (94) Achslast [t] / Axle Load [t]:8,4 (18) Achslast [t] / Axle Load [t]:6,8 (18) Achslast [t] / Axle Load [t]:8,7 (18) Baumuster / Model:N15 (22)		
10.240 FC, FRC, FLC, FLRC 12.240 FC, FRC, FLC, FLRC	04.05 - 04.05 -	für Fahrzeuge mit Luftfederung / for pneumatic suspension vehicles (94) Achslast [t] / Axle Load [t]:8,4 (18) Achslast [t] / Axle Load [t]:6,8 (18) Achslast [t] / Axle Load [t]:8,7 (18) Baumuster / Model:N14 (22)		


Pos



Ref.





MAN

TGL		4x2	04.05 -	
Kugelpopf, Schaltgestänge Ball Socket, gearshift linkage am Schaltgestänge / At gearshift linkage Länge [mm] / Length [mm]:55 Innengewinde [mm] / Inner Thread [mm]:M12x1,75 mit Linksgewinde / With left-hand thread Aussengewinde [mm] / Outer Thread [mm]:M10x1,5 mit Rechtsgewinde / with right-hand thread Material: Stahlguß / Material: Cast Steel			(2)	11372 01 81.95301.6171
			(79)	
			(53)	
			(41)	
			(116)	
			(21)	
			(118)	
			(55)	
7.150, 8.150 FC, FRC, FLC, FLRC	04.05 -			
8.150 FK, FRK, FK-L, FRK-L	10.06 -			
8.180 FC, FRC, FLC, FLRC	04.05 -			
8.180 FK, FK-L, FRK, FRK-L	04.05 -			
8.210 FC, FRC, FLC, FLRC	04.05 -			
8.210 FK, FK-L, FRK, FRK-L	04.05 -			
8.240 FC, FRC, FLC, FLRC	04.05 -			
8.220 FC, FLC, FRC, FLRC	04.05 -			
8.240 FK, FK-L, FRK, FRK-L	04.05 -			
10.180 FC, FRC, FLC, FLRC	04.05 -			
8.220 FK, FRK, FK-L, FRK-L	04.05 -			
10.180 FK, FRK	04.05 -			
10.210 FC, FRC, FLC, FLRC	04.05 -			
10.210 FK, FRK	04.05 -			
8.250 FC, FLC, FLRC, FRC	04.05 -			
10.240 FC, FRC, FLC, FLRC	04.05 -			
8.250 FK, FK-L, FRK-L	04.05 -			
10.240 FK, FRK	04.05 -			
12.180 FC, FRC, FLC, FLRC	04.05 -			
12.180 FK, FRK	04.05 -			
12.210 FC, FRC, FLC, FLRC	04.05 -			
10.220 FC, FLC, FRC, FLRC	04.05 -			
12.210 FK, FRK	04.05 -			
10.220 FK, FRK	04.05 -			
12.240 FC, FRC, FLC, FLRC	04.05 -			
12.240 FK, FRK	04.05 -			
10.250 FC, FLC, FRC, FLRC	04.05 -			
10.250 FK, FRK	04.05 -			
12.220 FC, FRC, FLC, FLRC	04.05 -			
12.220 FK, FRK	04.05 -			
12.250 FC, FLC, FRC, FLRC	04.05 -			
12.250 FK	04.05 -			



MAN

TGL **4x2** **04.05 -**

<p>Kugelhkopf, Schaltgestänge Ball Socket, gearshift linkage am Schaltgestänge / At gearshift linkage Länge [mm] / Length [mm]:55 Innengewinde [mm] / Inner Thread [mm]:M12x1,75 mit Rechtsgewinde / with right-hand thread Aussengewinde [mm] / Outer Thread [mm]:M10x1,5 Material: Stahlguß / Material: Cast Steel</p>	<p>(2) (79) (53) (41) (118) (21) (55)</p>	<p>11373 01 81.95301.6170</p>	
<p>7.150, 8.150 FC, FRC, FLC, FLRC 04.05 - 8.150 FK, FRK, FK-L, FRK-L 10.06 - 8.180 FC, FRC, FLC, FLRC 04.05 - 8.180 FK, FK-L, FRK, FRK-L 04.05 - 8.210 FC, FRC, FLC, FLRC 04.05 - 8.210 FK, FK-L, FRK, FRK-L 04.05 - 8.240 FC, FRC, FLC, FLRC 04.05 - 8.220 FC, FLC, FRC, FLRC 04.05 - 8.240 FK, FK-L, FRK, FRK-L 04.05 - 10.180 FC, FRC, FLC, FLRC 04.05 - 8.220 FK, FRK, FK-L, FRK-L 04.05 - 10.180 FK, FRK 04.05 - 10.210 FC, FRC, FLC, FLRC 04.05 - 10.210 FK, FRK 04.05 - 8.250 FC, FLC, FLRC, FRC 04.05 - 10.240 FC, FRC, FLC, FLRC 04.05 - 8.250 FK, FK-L, FRK-L 04.05 - 10.240 FK, FRK 04.05 - 12.180 FC, FRC, FLC, FLRC 04.05 - 12.180 FK, FRK 04.05 - 12.210 FC, FRC, FLC, FLRC 04.05 - 10.220 FC, FLC, FRC, FLRC 04.05 - 12.210 FK, FRK 04.05 - 10.220 FK, FRK 04.05 - 12.240 FC, FRC, FLC, FLRC 04.05 - 12.240 FK, FRK 04.05 - 10.250 FC, FLC, FRC, FLRC 04.05 - 10.250 FK, FRK 04.05 - 12.220 FC, FRC, FLC, FLRC 04.05 - 12.220 FK, FRK 04.05 - 12.250 FC, FLC, FRC, FLRC 04.05 - 12.250 FK 04.05 -</p>			
<p>Kugelhkopf, Schaltgestänge Ball Socket, gearshift linkage am Schaltgestänge / At gearshift linkage Länge [mm] / Length [mm]:116 Konusmaß [mm] / Cone Size [mm]:12 Aussengewinde [mm] / Outer Thread [mm]:M14x1,5 mit Rechtsgewinde / with right-hand thread Gewindemaß / Thread Size:M10x1,0</p>	<p>(2) (79) (53) (42) (21) (118) (37)</p>	<p>19610 01 81.95301.6202</p>	
<p>7.150, 8.150 FC, FRC, FLC, FLRC 04.05 - 8.150 FK, FRK, FK-L, FRK-L 10.06 - 8.180 FC, FRC, FLC, FLRC 04.05 - 8.180 FK, FK-L, FRK, FRK-L 04.05 - 8.210 FC, FRC, FLC, FLRC 04.05 - 8.210 FK, FK-L, FRK, FRK-L 04.05 - 8.240 FC, FRC, FLC, FLRC 04.05 - 8.220 FC, FLC, FRC, FLRC 04.05 - 8.240 FK, FK-L, FRK, FRK-L 04.05 - 10.180 FC, FRC, FLC, FLRC 04.05 - 8.220 FK, FRK, FK-L, FRK-L 04.05 - 10.180 FK, FRK 04.05 - 10.210 FC, FRC, FLC, FLRC 04.05 - 10.210 FK, FRK 04.05 - 8.250 FC, FLC, FLRC, FRC 04.05 - 10.240 FC, FRC, FLC, FLRC 04.05 - 8.250 FK, FK-L, FRK-L 04.05 - 10.240 FK, FRK 04.05 - 12.180 FC, FRC, FLC, FLRC 04.05 - 12.180 FK, FRK 04.05 - 12.210 FC, FRC, FLC, FLRC 04.05 - 10.220 FC, FLC, FRC, FLRC 04.05 - 12.210 FK, FRK 04.05 - 10.220 FK, FRK 04.05 - 12.240 FC, FRC, FLC, FLRC 04.05 - 12.240 FK, FRK 04.05 - 10.250 FC, FLC, FRC, FLRC 04.05 - 10.250 FK, FRK 04.05 - 12.220 FC, FRC, FLC, FLRC 04.05 - 12.220 FK, FRK 04.05 - 12.250 FC, FLC, FRC, FLRC 04.05 - 12.250 FK 04.05 -</p>			










Pos



Ref.











MAN

TGM		4x2	10.05 -		
 19	Lenker, Radaufhängung / Track Control Arm	(3)		34589 01	85.43220.6004
	Querlenker / Control Arm	(61)			
	Länge [mm] / Length [mm]:660	(53)			
	Rohr-Ø [mm] / Pipe Ø [mm]:40	(64)			
	Bohrung-Ø [mm] / Bore Ø [mm]:17	(26)			
	Lochabstand 1/Lochabstand 2 / Hole Pitch 1/ Hole Pitch 2:100	(50)			
	Molekularlager / Molecular Bearing	(57)			
	18.240 FC, FRC, FLC, FLRC, FLLC, FLLRC	10.05 -			Baumuster / Model:N28
	18.280 FC, FRC, FLC, FLRC, FLLC, FLLRC	10.05 -		mit Stabilisator an der Vorderachse / with stabilizer at the front axle	(121)
	18.330 FC, FRC, FLC, FLRC, FLLC, FLLRC	10.05 -			
18.250 FC, FLC, FLLC, FRC, FLRC, FLLRC,	10.05 -				
18.290 FC, FLC, FRC, FLRC, FLLC, FLLRC	10.05 -				
18.340 FC, FLC, FLRC, FLLC, FLLRC, FRC	10.05 -				
12.240 FLC, FLLC	10.05 -		Baumuster / Model:N26	(22)	
12.280 FC, FLLC	10.05 -		mit Stabilisator an der Vorderachse / with stabilizer at the front axle	(121)	
15.240 FC, FLC, FLLC, FLRC, FLLRC	10.05 -				
15.280 FC, FLC, FLLC, FLRC, FLLRC	10.05 -				
12.250 FLC, FLLC	10.05 -				
12.290 FLC, FLLC	10.05 -				
15.250 FC, FLC, FLRC, FLLC, FLLRC	10.05 -				
15.290 FC, FLC, FLRC, FLLC, FLLRC	10.05 -				
 6	Spurstange / Rod Assembly	(7)		11770 01	81.46711.6736
	Führungsstange / Guide Rod	(35)			11505 02
einseitig verstellbar / Adjustable on one side	(87)			21971 01	
Länge [mm] / Length [mm]:1588	(53)				
Konusmaß [mm] / Cone Size [mm]:30	(42)				
Rohr-Ø [mm] / Pipe Ø [mm]:52	(64)				
mit Zubehör / With accessories	(123)				
15.240 FC, FLC, FLLC, FLRC, FLLRC	10.05 -		Antriebsachse / Drive Shaft	(19)	
			Achsausführung / Axle Version:VP-09-05	(17)	
			Baumuster / Model:N38	(22)	
 6	Spurstange / Rod Assembly	(7)		25395 01	81.46711.6921
	Führungsstange / Guide Rod	(35)			21440 01
	einseitig verstellbar / Adjustable on one side	(87)			21971 01
	Länge [mm] / Length [mm]:1679	(53)			
	Konusmaß [mm] / Cone Size [mm]:30	(42)			
	Rohr-Ø [mm] / Pipe Ø [mm]:52	(64)			
	mit Zubehör / With accessories	(123)			
	18.240 FC, FRC, FLC, FLRC, FLLC, FLLRC	10.05 -		Achsausführung / Axle Version:VOK-07	(17)
	18.330 FC, FRC, FLC, FLRC, FLLC, FLLRC	10.05 -		Achsausführung / Axle Version:VOK-08	(17)
				Scheibenbremse / Disc Brake	(66)
				Baumuster / Model:N08 N18 N28	(22)
				gekröpfte Vorderachse / Dropped front axle	(110)
	18.240 FK, FRK, FLK, FK-L	10.05 -		Achsausführung / Axle Version:VOK-07	(17)
				Achsausführung / Axle Version:VOK-08	(17)
				Scheibenbremse / Disc Brake	(66)
				Baumuster / Model:N08	(22)
				gekröpfte Vorderachse / Dropped front axle	(110)
18.280 FC, FRC, FLC, FLRC, FLLC, FLLRC	10.05 -		Achsausführung / Axle Version:VOK-07	(17)	
			Achsausführung / Axle Version:VOK-08	(17)	
			Scheibenbremse / Disc Brake	(66)	
			Baumuster / Model:N08 N18 N65 N28	(22)	
			gekröpfte Vorderachse / Dropped front axle	(110)	
18.280 FK, FRK, FK-L	10.05 -		Achsausführung / Axle Version:VOK-07	(17)	
18.330 FK, FLK, FRK, FLRK, FK-L	10.05 -		Achsausführung / Axle Version:VOK-08	(17)	
			Scheibenbremse / Disc Brake	(66)	
			Baumuster / Model:N08 N18	(22)	
			gekröpfte Vorderachse / Dropped front axle	(110)	
18.250 C/L/LX			Achsausführung / Axle Version:VOK-08	(17)	
18.290 C/L/LX			Baumuster / Model:N28	(22)	
18.250 FC, FLC, FLLC, FRC, FLRC, FLLRC,	10.05 -		gekröpfte Vorderachse / Dropped front axle	(110)	
18.290 FC, FLC, FRC, FLRC, FLLC, FLLRC	10.05 -				
18.340 FC, FLC, FLRC, FLLC, FLLRC, FRC	10.05 -				



MAN

TGM		4x2	10.05 -			
 6	Spurstange / Rod Assembly Führungsstange / Guide Rod beidseitig verstellbar / Adjustable on both sides Länge [mm] / Length [mm]:1632 Konusmaß [mm] / Cone Size [mm]:22 Rohr-Ø [mm] / Pipe Ø [mm]:38 mit Zubehör / With accessories	(7)		31882 01 81.46711.6894  ▲ 11378 01 ▲ 11379 01		
		(35)				
		(85)				
		(53)				
		(42)				
		(64)				
		(123)				
		18.240 FC, FRC, FLC, FLRC, FLLC, FLLRC	10.05 -			Achsausführung / Axle Version:VOK-05-01 (17)
		18.240 FK, FRK, FLK, FK-L	10.05 -			Achsausführung / Axle Version:VOK-05-02 (17)
		18.280 FC, FRC, FLC, FLRC, FLLC, FLLRC	10.05 -			Baumuster / Model:N08 (22)
18.280 FK, FRK, FK-L	10.05 -		für Links-/Rechtslenker / For left-/right-hand traffic (102)			
18.330 FC, FRC, FLC, FLRC, FLLC, FLLRC	10.05 -					
18.330 FK, FLK, FRK, FLRK, FK-L	10.05 -					
12.240 FLC, FLLC	10.05 -		Achsausführung / Axle Version:VOK-05-01 (17)			
12.280 FC, FLLC	10.05 -		Achsausführung / Axle Version:VOK-05-02 (17)			
15.240 FC, FLC, FLLC, FLRC, FLLRC	10.05 -		Baumuster / Model:N16 (22)			
15.280 FC, FLC, FLLC, FLRC, FLLRC	10.05 -		für Links-/Rechtslenker / For left-/right-hand traffic (102)			
 6	Spurstange / Rod Assembly Führungsstange / Guide Rod einseitig verstellbar / Adjustable on one side Länge [mm] / Length [mm]:1680 Konusmaß [mm] / Cone Size [mm]:26 Rohr-Ø [mm] / Pipe Ø [mm]:50 mit Zubehör / With accessories	(7)		34595 01 81.46711.6818  ▲ 23763 01 21971 01		
		(35)				
		(87)				
		(53)				
		(42)				
		(64)				
		(123)				
		12.240 FLC, FLLC	10.05 -			Achsausführung / Axle Version:VOK-06- (17)
		12.280 FC, FLLC	10.05 -			Baumuster / Model:N16 N26 (22)
		15.280 FC, FLC, FLLC, FLRC, FLLRC	10.05 -			gekröpfte Vorderachse / Dropped front axle (110)
12.250 FLC, FLLC	10.05 -					
15.250 FC, FLC, FLRC, FLLC, FLLRC	10.05 -					
15.290 FC, FLC, FLRC, FLLC, FLLRC	10.05 -					
15.240 FC, FLC, FLLC, FLRC, FLLRC	10.05 -		Achsausführung / Axle Version:VOK-06- (17)			
			Baumuster / Model:N16 N26 N63 (22)			
			gekröpfte Vorderachse / Dropped front axle (110)			
12.290 FLC, FLLC	10.05 -		Achsausführung / Axle Version:VOK-06- (17)			
			Baumuster / Model:N16 (22)			
			gekröpfte Vorderachse / Dropped front axle (110)			
 1	Lenkstange / Centre Rod Assembly Schubstange / Push Rod einseitig verstellbar / Adjustable on one side Länge [mm] / Length [mm]:875 Rohr-Ø [mm] / Pipe Ø [mm]:38 Konusmaß [mm] / Cone Size [mm]:26	(4)		23419 01 85.46610.6146  ▲ 11402 01		
		(68)				
		(87)				
		(53)				
		(64)				
		(42)				
		12.240 FLC, FLLC	10.05 -			Lenkstockhebel zur 1. VA / Pitman Arm to 1st FA (48)
		12.280 FC, FLLC	10.05 -			für Links-/Rechtslenker / For left-/right-hand traffic (102)
		15.280 FC, FLC, FLLC, FLRC, FLLRC	10.05 -			->04.2006 (101)
						für Lenkgetriebe-ID / For steering gear ID:ZF 8095 (33)
			Fahrerhaus-ID / Driver Cab ID:F99 (22)			
			Baumuster / Model:N16 (22)			
15.240 FC, FLC, FLLC, FLRC, FLLRC	10.05 -		Lenkstockhebel zur 1. VA / Pitman Arm to 1st FA (48)			
			für Links-/Rechtslenker / For left-/right-hand traffic (102)			
			->04.2006 (101)			
			für Lenkgetriebe-ID / For steering gear ID:ZF 8095 (33)			
			Fahrerhaus-ID / Driver Cab ID:F99 (22)			
			Baumuster / Model:N16 (22)			
15.240 FC, FLC, FLLC, FLRC, FLLRC	10.05 -		[RHD] (48)			
			Lenkstockhebel zur 1. VA / Pitman Arm to 1st FA (101)			
			für Lenkgetriebe-ID / For steering gear ID:ZF 8095 (33)			
			Fahrerhaus-ID / Driver Cab ID:F99 (22)			
			Baumuster / Model:N63 (22)			








Pos



Ref.














MAN

TGM		4x2	10.05 -		
 1	Lenkstange / Centre Rod Assembly Schubstange / Push Rod einseitig verstellbar / Adjustable on one side Länge [mm] / Length [mm]:926 Rohr-Ø [mm] / Pipe Ø [mm]:38 Konusmaß [mm] / Cone Size [mm]:26 mit Zubehör / With accessories	(4) (68) (87) (53) (64) (42) (123)		28956 01 85.46610.6147  11505 02	
	18.250 C/L/LX 18.290 C/L/LX 18.340 C/L/LX		 Lenkstockhebel zur 1. VA / Pitman Arm to 1st FA für Links-/Rechtslenker / For left-/right-hand traffic für Lenkgetriebe-ID / For steering gear ID:ZF 8098 für Lenkgetriebe-ID / For steering gear ID:ZF 8070 Baumuster / Model:N28	(48) (102) (101) (101) (22)	
 1	Lenkstange / Centre Rod Assembly Schubstange / Push Rod einseitig verstellbar / Adjustable on one side Länge [mm] / Length [mm]:882 Konusmaß [mm] / Cone Size [mm]:30 Konusmaß [mm] / Cone Size [mm]:26 Rohr-Ø [mm] / Pipe Ø [mm]:42 mit Zubehör / With accessories	(4) (68) (87) (53) (42) (42) (64) (123)		34591 01 85.46610.6163  11505 02	
	18.240 FC, FRC, FLC, FLRC, FLLC, FLLRC	10.05 -	RHD	Lenkstockhebel zur 1. VA / Pitman Arm to 1st FA Baumuster / Model:N62	(48) (22)
	18.240 FC, FRC, FLC, FLRC, FLLC, FLLRC	10.05 -		Lenkstockhebel zur 1. VA / Pitman Arm to 1st FA Baumuster / Model:N08 N18	(48) (22)
	18.240 FK, FRK, FLK, FK-L	10.05 -		Lenkstockhebel zur 1. VA / Pitman Arm to 1st FA Baumuster / Model:N08	(48) (22)
	18.330 FK, FLK, FRK, FLRK, FK-L	10.05 -			
	18.250 FK, FLK, FRK, FLRK	10.05 -			
	18.280 FC, FRC, FLC, FLRC, FLLC, FLLRC	10.05 -	RHD	Lenkstockhebel zur 1. VA / Pitman Arm to 1st FA Baumuster / Model:N65	(48) (22)
	18.280 FC, FRC, FLC, FLRC, FLLC, FLLRC	10.05 -		Lenkstockhebel zur 1. VA / Pitman Arm to 1st FA Baumuster / Model:N08 N18	(48) (22)
	18.280 FK, FRK, FK-L	10.05 -		Lenkstockhebel zur 1. VA / Pitman Arm to 1st FA Baumuster / Model:N08 N18	(48) (22)
	18.280 FK, FRK, FK-L	10.05 -	RHD		
	18.280 FK, FRK, FK-L	10.05 -		Lenkstockhebel zur 1. VA / Pitman Arm to 1st FA Baumuster / Model:N18	(48) (22)
	15.240 FC, FLC, FLLC, FLRC, FLLRC	10.05 -		Lenkstockhebel zur 1. VA / Pitman Arm to 1st FA Baumuster / Model:N08 N18	(48) (22)
	18.330 FC, FRC, FLC, FLRC, FLLC, FLLRC	10.05 -			
	15.250 FC, FLC, FLRC, FLLC, FLLRC	10.05 -			
	15.290 FC, FLC, FLRC, FLLC, FLLRC	10.05 -			
15.330 FC, FLC, FRC, FLRC	10.05 -				
15.340 FC, FLC, FLRC	10.05 -				
18.250 FC, FLC, FLLC, FRC, FLRC, FLLRC	10.05 -				
18.290 FC, FLC, FRC, FLRC, FLLC, FLLRC	10.05 -				
18.290 FK, FLK, FRK, FLRK	10.05 -				
18.340 FC, FLC, FLRC, FLLC, FLLRC, FRC	10.05 -				
18.340 FK, FRK, FLK, FLRK	10.05 -				
15.240 FLK, FLRK	10.05 -	Lenkstockhebel zur 1. VA / Pitman Arm to 1st FA Baumuster / Model:N18	(48) (22)		
15.250 FLK, FLRK	10.05 -				
15.280 FLK, FLRK	10.05 -				
15.290 FLK, FLRK	10.05 -				
15.330 FLK, FLRK	10.05 -				
15.340 FLK, FLRK	10.05 -				












MAN

TGM 4x2 10.05 -

 8	Lenker, Radaufhängung / Track Control Arm Dreieckslenker (NKW) / A-Frame (CV) Länge [mm] / Length [mm]:642,7 Rohr-Ø [mm] / Pipe Ø [mm]:48 Bohrung-Ø [mm] / Bore Ø [mm]:25 Lochabstand 1/Lochabstand 2 / Hole Pitch 1/ Hole Pitch 2:115/115 Bohrung-Ø 1 / Bohrung-Ø 2 [mm] / Bore Ø 1 / Bore Ø 2 [mm]:19/19 Molekularlager / Molecular Bearing	(3) (32) (53) (64) (26) (50) (24) (57)	31168 01 81.43270.6129 © 28760 01	
	18.240 FC, FRC, FLC, FLRC, FLLC, FLLRC 10.05 - 18.330 FC, FRC, FLC, FLRC, FLLC, FLLRC 10.05 - 18.250 FC, FLC, FLLC, FRC, FLRC, FLLRC, 10.05 - 18.290 FC, FLC, FRC, FLRC, FLLC, FLLRC 10.05 - 18.340 FC, FLC, FLRC, FLLC, FLLRC, FRC 10.05 -	 Antriebsachse / Drive Shaft (19) Achslast [t] / Axle Load [t]:11,5 (18) Achslast [t] / Axle Load [t]:12 (18) Baumuster / Model:N18 N28 (22) Ausrichtung des Zentralgelenkes beachten! / Observe alignment of central link (20)		
18.280 FC, FRC, FLC, FLRC, FLLC, FLLRC 10.05 -	 Antriebsachse / Drive Shaft (19) Achslast [t] / Axle Load [t]:11,0 (18) Achslast [t] / Axle Load [t]:10,0 (18) Baumuster / Model:N65 (22)			
18.280 FC, FRC, FLC, FLRC, FLLC, FLLRC 10.05 -	 Antriebsachse / Drive Shaft (19) Achslast [t] / Axle Load [t]:11,5 (18) Achslast [t] / Axle Load [t]:12 (18) Baumuster / Model:N18 N28 (22) Ausrichtung des Zentralgelenkes beachten! / Observe alignment of central link (20)			
18.280 FK, FRK, FK-L 10.05 - 15.240 FLK, FLRK 10.05 - 15.250 FLK, FLRK 10.05 - 15.280 FLK, FLRK 10.05 - 15.290 FLK, FLRK 10.05 - 15.330 FC, FLC, FRC, FLRC 10.05 - 15.330 FLK, FLRK 10.05 - 15.340 FC, FLC, FLRC 10.05 - 15.340 FLK, FLRK 10.05 - 18.290 FK, FLK, FRK, FLRK 10.05 - 18.340 FK, FRK, FLK, FLRK 10.05 -	 Antriebsachse / Drive Shaft (19) Achslast [t] / Axle Load [t]:11,5 (18) Achslast [t] / Axle Load [t]:12 (18) Baumuster / Model:N18 (22) Ausrichtung des Zentralgelenkes beachten! / Observe alignment of central link (20)			
12.240 FLC, FLLC 10.05 - 12.280 FC, FLLC 10.05 - 15.280 FC, FLC, FLLC, FLRC, FLLRC 10.05 - 12.250 FLC, FLLC 10.05 - 12.290 FLC, FLLC 10.05 -	 Antriebsachse / Drive Shaft (19) Achslast [t] / Axle Load [t]:11,0 (18) Achslast [t] / Axle Load [t]:10,0 (18) Baumuster / Model:N16 N26 (22)			
15.240 FC, FLC, FLLC, FLRC, FLLRC 10.05 -	 Antriebsachse / Drive Shaft (19) Achslast [t] / Axle Load [t]:11,0 (18) Achslast [t] / Axle Load [t]:10,0 (18) Baumuster / Model:N16 N26 N63 (22)			
15.240 FC, FLC, FLLC, FLRC, FLLRC 10.05 -	 Antriebsachse / Drive Shaft (19) Achslast [t] / Axle Load [t]:11,5 (18) Achslast [t] / Axle Load [t]:12 (18) Baumuster / Model:N18 (22) Ausrichtung des Zentralgelenkes beachten! / Observe alignment of central link (20)			
15.250 FC, FLC, FLRC, FLLC, FLLRC 10.05 - 15.290 FC, FLC, FLRC, FLLC, FLLRC 10.05 -	 Antriebsachse / Drive Shaft (19) Achslast [t] / Axle Load [t]:11,5 (18) Achslast [t] / Axle Load [t]:12 (18) Baumuster / Model:N18 (22) Ausrichtung des Zentralgelenkes beachten! / Observe alignment of central link (20)			
15.250 FC, FLC, FLRC, FLLC, FLLRC 10.05 - 15.290 FC, FLC, FLRC, FLLC, FLLRC 10.05 -	 Antriebsachse / Drive Shaft (19) Achslast [t] / Axle Load [t]:11,0 (18) Achslast [t] / Axle Load [t]:10,0 (18) Baumuster / Model:N16 N26 (22)			





TGM		4x2		10.05 -			
 10	Lenker, Radaufhängung / Track Control Arm Längslenker / Trailing Arm nicht verstellbar / Not adjustable Länge [mm] / Length [mm]:661 Rohr-Ø [mm] / Pipe Ø [mm]:40 Bohrung-Ø 1 / Bohrung-Ø 2 [mm] / Bore Ø 1 / Bore Ø 2 [mm]:19/19 Lochabstand 1/Lochabstand 2 / Hole Pitch 1/ Hole Pitch 2:130/130 Molekularlager / Molecular Bearing			(3)	33515 01 81.43220.6319 © 19726 01 		
	18.240 FC, FRC, FLC, FLRC, FLLC, FLLRC	10.05 -	(54)	 08.2005-> Achslast [t] / Axle Load [t]:11,5 Achslast [t] / Axle Load [t]:12 Baumuster / Model:N18		(18)	
	18.280 FC, FRC, FLC, FLRC, FLLC, FLLRC	10.05 -	(136)			(18)	
	12.240 FLC, FLLC	10.05 -	(53)			 08.2005-> Achslast [t] / Axle Load [t]:11 Achslast [t] / Axle Load [t]:10 Baumuster / Model:N16 N26	(18)
	12.280 FC, FLLC	10.05 -	(64)				(18)
15.280 FC, FLC, FLLC, FLRC, FLLRC	10.05 -	(24)	(22)				
15.240 FC, FLC, FLLC, FLRC, FLLRC	10.05 -	(50)	 08.2005-> Achslast [t] / Axle Load [t]:11 Achslast [t] / Axle Load [t]:10 Baumuster / Model:N16 N26 N63	(18)			
18.250 C/L/LX		(57)		(18)			
18.290 C/L/LX				(18)			
18.340 C/L/LX				(22)			
 8	Lenker, Radaufhängung / Track Control Arm Dreieckslenker (NKW) / A-Frame (CV) Länge [mm] / Length [mm]:642,7 Rohr-Ø [mm] / Pipe Ø [mm]:48 Bohrung-Ø 1 / Bohrung-Ø 2 [mm] / Bore Ø 1 / Bore Ø 2 [mm]:19/19/25 Lochabstand 1/Lochabstand 2 / Hole Pitch 1/ Hole Pitch 2:115/115/152 Molekularlager / Molecular Bearing			(3)	34586 01 81.43270.6136 		
	18.240 FC, FRC, FLC, FLRC, FLLC, FLLRC	10.05 -	(32)	 Antriebsachse / Drive Shaft Achslast [t] / Axle Load [t]:11,5 Achslast [t] / Axle Load [t]:12 Baumuster / Model:N18 N28 Ausrichtung des Zentralgelenkes beachten! / Observe alignment of central link		(19)	
	18.280 FC, FRC, FLC, FLRC, FLLC, FLLRC	10.05 -	(53)			(18)	
	18.330 FC, FRC, FLC, FLRC, FLLC, FLLRC	10.05 -	(64)			(18)	
	18.250 FC, FLC, FLLC, FRC, FLRC, FLLRC	10.05 -	(24)			(22)	
	18.290 FC, FLC, FRC, FLRC, FLLC, FLLRC	10.05 -	(50)			(20)	
	18.340 FC, FLC, FLRC, FLLC, FLLRC, FRC	10.05 -					
	15.240 FC, FLC, FLLC, FLRC, FLLRC	10.05 -				 Antriebsachse / Drive Shaft Achslast [t] / Axle Load [t]:11,5 Achslast [t] / Axle Load [t]:12 Baumuster / Model:N18 Ausrichtung des Zentralgelenkes beachten! / Observe alignment of central link	(19)
	18.280 FK, FRK, FK-L	10.05 -					(18)
	15.240 FLK, FLRK	10.05 -					(18)
	15.250 FC, FLC, FLRC, FLLC, FLLRC	10.05 -					(22)
	15.250 FLK, FLRK	10.05 -					(20)
	15.280 FLK, FLRK	10.05 -					
	15.290 FC, FLC, FLRC, FLLC, FLLRC	10.05 -					
	15.290 FLK, FLRK	10.05 -					
15.330 FC, FLC, FRC, FLRC	10.05 -						
15.330 FLK, FLRK	10.05 -						
15.340 FC, FLC, FLRC	10.05 -						
15.340 FLK, FLRK	10.05 -						
18.290 FK, FLK, FRK, FLRK	10.05 -						
18.340 FK, FRK, FLK, FLRK	10.05 -						




MAN

TGM 4x2 10.05 -













<p>Kugelkopf, Schaltgestänge Ball Socket, gearshift linkage am Schaltgestänge / At gearshift linkage Länge [mm] / Length [mm]:55 Innengewinde [mm] / Inner Thread [mm]:M12x1,75 mit Linksgewinde / With left-hand thread Aussengewinde [mm] / Outer Thread [mm]:M10x1,5 mit Rechtsgewinde / with right-hand thread Material: Stahlguß / Material: Cast Steel</p>	<p>(2) (79) (53) (41) (116) (21) (118) (55)</p>	<p>11372 01 81.95301.6171</p> 
<p>12.240 FLC, FLLC 10.05 - 18.250 C/L/LX 12.280 FC, FLLC 10.05 - 18.290 C/L/LX 15.240 FC, FLC, FLLC, FLRC, FLLRC 10.05 - 15.280 FC, FLC, FLLC, FLRC, FLLRC 10.05 - 18.240 FC, FRC, FLC, FLRC, FLLC, FLLRC 10.05 - 12.250 FLC, FLLC 10.05 - 18.240 FK, FRK, FLK, FK-L 10.05 - 18.280 FC, FRC, FLC, FLRC, FLLC, FLLRC 10.05 - 18.280 FK, FRK, FK-L 10.05 - 18.330 FC, FRC, FLC, FLRC, FLLC, FLLRC 10.05 - 18.330 FK, FLK, FRK, FLRK, FK-L 10.05 - 12.290 FLC, FLLC 10.05 - 18.340 C/L/LX 15.240 FLK, FLRK 10.05 - 15.250 FC, FLC, FLRC, FLLC, FLLRC 10.05 - 15.250 FLK, FLRK 10.05 - 15.280 FLK, FLRK 10.05 - 15.290 FC, FLC, FLRC, FLLC, FLLRC 10.05 - 15.290 FLK, FLRK 10.05 - 15.330 FC, FLC, FRC, FLRC 10.05 - 15.330 FLK, FLRK 10.05 - 15.340 FC, FLC, FLRC 10.05 - 15.340 FLK, FLRK 10.05 - 18.250 FC, FLC, FLLC, FRC, FLRC, FLLRC, 10.05 - 18.250 FK, FLK, FRK, FLRK 10.05 - 18.290 FC, FLC, FRC, FLRC, FLLC, FLLRC 10.05 - 18.290 FK, FLK, FRK, FLRK 10.05 - 18.340 FC, FLC, FLRC, FLLC, FLLRC, FRC 10.05 - 18.340 FK, FRK, FLK, FLRK 10.05 -</p>		
<p>Kugelkopf, Schaltgestänge Ball Socket, gearshift linkage am Schaltgestänge / At gearshift linkage Länge [mm] / Length [mm]:55 Innengewinde [mm] / Inner Thread [mm]:M12x1,75 mit Rechtsgewinde / with right-hand thread Aussengewinde [mm] / Outer Thread [mm]:M10x1,5 Material: Stahlguß / Material: Cast Steel</p>	<p>(2) (79) (53) (41) (118) (21) (55)</p>	<p>11373 01 81.95301.6170</p> 
<p>12.240 FLC, FLLC 10.05 - 18.250 C/L/LX 12.280 FC, FLLC 10.05 - 18.290 C/L/LX 15.240 FC, FLC, FLLC, FLRC, FLLRC 10.05 - 15.280 FC, FLC, FLLC, FLRC, FLLRC 10.05 - 12.250 FLC, FLLC 10.05 - 18.240 FK, FRK, FLK, FK-L 10.05 - 18.280 FC, FRC, FLC, FLRC, FLLC, FLLRC 10.05 - 18.280 FK, FRK, FK-L 10.05 - 18.330 FC, FRC, FLC, FLRC, FLLC, FLLRC 10.05 - 18.330 FK, FLK, FRK, FLRK, FK-L 10.05 - 12.290 FLC, FLLC 10.05 - 18.340 C/L/LX 15.240 FLK, FLRK 10.05 - 15.250 FC, FLC, FLRC, FLLC, FLLRC 10.05 - 15.250 FLK, FLRK 10.05 - 15.280 FLK, FLRK 10.05 - 15.290 FC, FLC, FLRC, FLLC, FLLRC 10.05 - 15.290 FLK, FLRK 10.05 - 15.330 FC, FLC, FRC, FLRC 10.05 - 15.330 FLK, FLRK 10.05 - 15.340 FC, FLC, FLRC 10.05 - 15.340 FLK, FLRK 10.05 - 18.250 FC, FLC, FLLC, FRC, FLRC, FLLRC, 10.05 - 18.250 FK, FLK, FRK, FLRK 10.05 - 18.290 FC, FLC, FRC, FLRC, FLLC, FLLRC 10.05 - 18.290 FK, FLK, FRK, FLRK 10.05 - 18.340 FC, FLC, FLRC, FLLC, FLLRC, FRC 10.05 - 18.340 FK, FRK, FLK, FLRK 10.05 -</p>		



TGM	4x2	10.05 -		
Kugelkopf, Schaltgestänge Ball Socket, gearshift linkage am Schaltgestänge / At gearshift linkage Länge [mm] / Length [mm]:116 Konusmaß [mm] / Cone Size [mm]:12 Aussengewinde [mm] / Outer Thread [mm]:M14x1,5 mit Rechtsgewinde / with right-hand thread Gewindemaß / Thread Size:M10x1,0		(2)	19610 01	81.95301.6202
		(79)		
		(53)		
		(42)		
		(21)		
		(118)		
		(37)		
12.240 FLC, FLLC		10.05 -		
18.250 C/L/LX				
12.280 FC, FLLC		10.05 -		
18.290 C/L/LX				
15.240 FC, FLC, FLLC, FLRC, FLLRC		10.05 -		
15.280 FC, FLC, FLLC, FLRC, FLLRC		10.05 -		
12.250 FLC, FLLC		10.05 -		
18.240 FK, FRK, FLK, FK-L		10.05 -		
18.280 FC, FRC, FLC, FLRC, FLLC, FLLRC		10.05 -		
18.280 FK, FRK, FK-L		10.05 -		
18.330 FC, FRC, FLC, FLRC, FLLC, FLLRC		10.05 -		
18.330 FK, FLK, FRK, FLRK, FK-L		10.05 -		
12.290 FLC, FLLC		10.05 -		
18.340 C/L/LX				
15.240 FLK, FLRK		10.05 -		
15.250 FC, FLC, FLRC, FLLC, FLLRC		10.05 -		
15.250 FLK, FLRK		10.05 -		
15.280 FLK, FLRK		10.05 -		
15.290 FC, FLC, FLRC, FLLC, FLLRC		10.05 -		
15.290 FLK, FLRK		10.05 -		
15.330 FC, FLC, FRC, FLRC		10.05 -		
15.330 FLK, FLRK		10.05 -		
15.340 FC, FLC, FLRC		10.05 -		
15.340 FLK, FLRK		10.05 -		
18.250 FC, FLC, FLLC, FRC, FLRC, FLLRC,		10.05 -		
18.250 FK, FLK, FRK, FLRK		10.05 -		
18.290 FC, FLC, FRC, FLRC, FLLC, FLLRC		10.05 -		
18.290 FK, FLK, FRK, FLRK		10.05 -		
18.340 FC, FLC, FLRC, FLLC, FLLRC, FRC		10.05 -		
18.340 FK, FRK, FLK, FLRK		10.05 -		



MAN

TGM		4x4	10.05 -		
 6	Spurstange / Rod Assembly Führungsstange / Guide Rod einseitig verstellbar / Adjustable on one side Länge [mm] / Length [mm]:1588 Konusmaß [mm] / Cone Size [mm]:30 Rohr-Ø [mm] / Pipe Ø [mm]:52 mit Zubehör / With accessories	(7)		11770 01 81.46711.6736 ▲ 11505 02 21971 01	
		(35)			
		(87)			
		(53)			
		(42)			
		(64)			
		(123)			
	18.240 FAC, FARC	10.05 -		Antriebsachse / Drive Shaft	(19)
	18.280 FAC, FARC	10.05 -		Achsausführung / Axle Version:VP-09-	(17)
	18.330 FAC, FARC	10.05 -		Baumuster / Model:N38	(22)
 6	Spurstange / Rod Assembly Führungsstange / Guide Rod einseitig verstellbar / Adjustable on one side Länge [mm] / Length [mm]:1450 Rohr-Ø [mm] / Pipe Ø [mm]:50 Konusmaß [mm] / Cone Size [mm]:26 mit Zubehör / With accessories	(7)		28766 01 81.46711.6744 ▲ 19927 01	
		(35)			
		(87)			
		(53)			
		(64)			
		(42)			
		(123)			
	13.240 FAL, FALC, FALRC, FAEC, FAERC, FALR	04.06 -			(18)
	13.280 FAEC, FAERC, FAL, FALC, FALRC	04.06 -		Achslast [t] / Axle Load [t]:6	(17)
				Achsausführung / Axle Version:VP-06-00	(22)
				Baumuster / Model:N36 N34	
	13.240 FALK, FALRK, FALK-L, FALRK-L	04.06 -			(18)
	13.280 FALK, FALRK, FALK-L, FALRK-L	04.06 -		Achslast [t] / Axle Load [t]:6	(17)
				Achsausführung / Axle Version:VP-06-00	(22)
				Baumuster / Model:N36	
 10	Lenker, Radaufhängung / Track Control Arm Längslenker / Trailing Arm nicht verstellbar / Not adjustable Länge [mm] / Length [mm]:661 Rohr-Ø [mm] / Pipe Ø [mm]:40 Bohrung-Ø 1 / Bohrung-Ø 2 [mm] / Bore Ø 1 / Bore Ø 2 [mm]:19/19 Lochabstand 1/Lochabstand 2 / Hole Pitch 1/ Hole Pitch 2:130/130 Molekularlager / Molecular Bearing	(3)		33515 01 81.43220.6319 ® 19726 01	
		(54)			
		(136)			
		(53)			
		(64)			
		(24)			
		(50)			
		(57)			
	13.240 FAL, FALC, FALRC, FAEC, FAERC, FALR	04.06 -			(22)
	13.280 FAEC, FAERC, FAL, FALC, FALRC	04.06 -		Baumuster / Model:N34 N36	
 8	Lenker, Radaufhängung / Track Control Arm Dreieckslenker (NKW) / A-Frame (CV) Länge [mm] / Length [mm]:642,7 Rohr-Ø [mm] / Pipe Ø [mm]:48 Bohrung-Ø 1 / Bohrung-Ø 2 [mm] / Bore Ø 1 / Bore Ø 2 [mm]:19/19/25 Lochabstand 1/Lochabstand 2 / Hole Pitch 1/ Hole Pitch 2:115/115/152 Molekularlager / Molecular Bearing	(3)		34586 01 81.43270.6136	
		(32)			
		(53)			
		(64)			
		(24)			
		(50)			
		(57)			
	13.240 FAL, FALC, FALRC, FAEC, FAERC, FALR	04.06 -			(19)
	13.280 FAEC, FAERC, FAL, FALC, FALRC	04.06 -		Antriebsachse / Drive Shaft	(22)
	13.250 FAEC, FAERC, FALC, FAL, FALRC, FALR	10.05 -		Baumuster / Model:N34 N36	
	13.290 FAEC, FAERC, FAL, FALR, FALC, FALRC	10.05 -			



Pos



Ref.




MAN

TGM		4x4	10.05 -	
Kugelkopf, Schaltgestänge Ball Socket, gearshift linkage am Schaltgestänge / At gearshift linkage Länge [mm] / Length [mm]:55 Innengewinde [mm] / Inner Thread [mm]:M12x1,75 mit Linksgewinde / With left-hand thread Aussengewinde [mm] / Outer Thread [mm]:M10x1,5 mit Rechtsgewinde / with right-hand thread Material: Stahlguß / Material: Cast Steel	(2)			11372 01 81.95301.6171 
	(79)	(53)	(41)	(116)
13.240 FAL, FALC, FALRC, FAEC, FAERC, FALR 13.240 FALK, FALRK, FALK-L, FALRK-L 13.280 FAEC, FAERC, FAL, FALC, FALRC 13.280 FALK, FALRK, FALK-L, FALRK-L 18.240 FAC, FARC 18.280 FAC, FARC 18.330 FAC, FARC 13.250 FAEC, FAERC, FALC, FAL, FALRC, FALR 13.250 FALK, FALRK 13.290 FAEC, FAERC, FAL, FALR, FALC, FALRC 13.290 FALK, FALRK 18.240 FAK, FARK 18.250 FAC, FARC 18.250 FAK, FARK 18.280 FAK, FARK 18.290 FAC, FARC 18.290 FAK, FARK 18.330 FAK, FARK 18.340 FAC, FARC 18.340 FAK, FARK	04.06 -	04.06 -	04.06 -	04.06 -
Kugelkopf, Schaltgestänge Ball Socket, gearshift linkage am Schaltgestänge / At gearshift linkage Länge [mm] / Length [mm]:55 Innengewinde [mm] / Inner Thread [mm]:M12x1,75 mit Rechtsgewinde / with right-hand thread Aussengewinde [mm] / Outer Thread [mm]:M10x1,5 Material: Stahlguß / Material: Cast Steel	(2)			11373 01 81.95301.6170 
	(79)	(53)	(41)	(118)
13.240 FAL, FALC, FALRC, FAEC, FAERC, FALR 13.240 FALK, FALRK, FALK-L, FALRK-L 13.280 FAEC, FAERC, FAL, FALC, FALRC 13.280 FALK, FALRK, FALK-L, FALRK-L 18.240 FAC, FARC 18.280 FAC, FARC 18.330 FAC, FARC 13.250 FAEC, FAERC, FALC, FAL, FALRC, FALR 13.250 FALK, FALRK 13.290 FAEC, FAERC, FAL, FALR, FALC, FALRC 13.290 FALK, FALRK 18.240 FAK, FARK 18.250 FAC, FARC 18.250 FAK, FARK 18.280 FAK, FARK 18.290 FAC, FARC 18.290 FAK, FARK 18.330 FAK, FARK 18.340 FAC, FARC 18.340 FAK, FARK	04.06 -	04.06 -	04.06 -	04.06 -













MAN

TGM 4x4 10.05 -

	<p>Kugelkopf, Schaltgestänge Ball Socket, gearshift linkage am Schaltgestänge / At gearshift linkage Länge [mm] / Length [mm]:116 Konusmaß [mm] / Cone Size [mm]:12 Aussengewinde [mm] / Outer Thread [mm]:M14x1,5 mit Rechtsgewinde / with right-hand thread Gewindemaß / Thread Size:M10x1,0</p>	<p>(2) (79) (53) (42) (21) (118) (37)</p>	<p>19610 01 81.95301.6202</p> 
	<ul style="list-style-type: none"> 13.240 FAL, FALC, FALRC, FAEC, FAERC, FALR 04.06 - 13.240 FALK, FALRK, FALK-L, FALRK-L 04.06 - 13.280 FAEC, FAERC, FAL, FALC, FALRC 04.06 - 13.280 FALK, FALRK, FALK-L, FALRK-L 04.06 - 18.240 FAC, FARC 10.05 - 18.280 FAC, FARC 10.05 - 18.330 FAC, FARC 10.05 - 13.250 FAEC, FAERC, FALC, FAL, FALRC, FALR 10.05 - 13.250 FALK, FALRK 10.05 - 13.290 FAEC, FAERC, FAL, FALR, FALC, FALRC 10.05 - 13.290 FALK, FALRK 10.05 - 18.240 FAK, FARK 05.06 - 18.250 FAC, FARC 10.05 - 18.250 FAK, FARK 10.05 - 18.280 FAK, FARK 10.05 - 18.290 FAC, FARC 10.05 - 18.290 FAK, FARK 10.05 - 18.330 FAK, FARK 10.05 - 18.340 FAC, FARC 10.05 - 18.340 FAK, FARK 10.05 - 		




TGM 6x2/4 10.05 -










 19	Lenker, Radaufhängung / Track Control Arm Querlenker / Control Arm Länge [mm] / Length [mm]:660 Rohr-Ø [mm] / Pipe Ø [mm]:40 Bohrung-Ø [mm] / Bore Ø [mm]:17 Lochabstand 1/Lochabstand 2 / Hole Pitch 1/ Hole Pitch 2:100 Molekularlager / Molecular Bearing	(3) (61) (53) (64) (26) (50) (57)	34589 01 85.43220.6004 
	22.240 FNLLC 10.05 - 22.250 FNLLC 10.05 - 22.280 FNLLC 10.05 - 22.290 FNLLC 10.05 -	 Baumuster / Model:N26 mit Stabilisator an der Vorderachse / with stabilizer at the front axle	(22) (121)
 6	Spurstange / Rod Assembly Führungsstange / Guide Rod einseitig verstellbar / Adjustable on one side Länge [mm] / Length [mm]:1680 Konusmaß [mm] / Cone Size [mm]:26 Rohr-Ø [mm] / Pipe Ø [mm]:50 mit Zubehör / With accessories	(7) (35) (87) (53) (42) (64) (123)	34595 01 81.46711.6818 ▲ 23763 01 21971 01 
	22.240 FNLLC 10.05 - 22.250 FNLLC 10.05 - 22.280 FNLLC 10.05 - 22.290 FNLLC 10.05 -	Achsausführung / Axle Version:VOK-06- Baumuster / Model:N26 gekrüpfte Vorderachse / Dropped front axle	(17) (22) (110)
 8	Lenker, Radaufhängung / Track Control Arm Dreieckslenker (NKW) / A-Frame (CV) Länge [mm] / Length [mm]:642,7 Rohr-Ø [mm] / Pipe Ø [mm]:48 Bohrung-Ø [mm] / Bore Ø [mm]:25 Lochabstand 1/Lochabstand 2 / Hole Pitch 1/ Hole Pitch 2:115/115 Bohrung-Ø 1 / Bohrung-Ø 2 [mm] / Bore Ø 1 / Bore Ø 2 [mm]:19/19 Molekularlager / Molecular Bearing	(3) (32) (53) (64) (26) (50) (24) (57)	31168 01 81.43270.6129 © 28760 01 
	22.240 FNLLC 10.05 - 22.250 FNLLC 10.05 - 22.280 FNLLC 10.05 - 22.290 FNLLC 10.05 -	 Antriebsachse / Drive Shaft Achslast [t] / Axle Load [t]:11,0 Achslast [t] / Axle Load [t]:10,0 Baumuster / Model:N26	(19) (18) (18) (22)
	Kugelpfopf, Schaltgestänge Ball Socket, gearshift linkage am Schaltgestänge / At gearshift linkage Länge [mm] / Length [mm]:55 Innengewinde [mm] / Inner Thread [mm]:M12x1,75 mit Linksgewinde / With left-hand thread Aussengewinde [mm] / Outer Thread [mm]:M10x1,5 mit Rechtsgewinde / with right-hand thread Material: Stahlguß / Material: Cast Steel	(2) (79) (53) (41) (116) (21) (118) (55)	11372 01 81.95301.6171 
	22.240 FNLLC 10.05 - 22.250 FNLLC 10.05 - 22.280 FNLLC 10.05 - 22.290 FNLLC 10.05 - 26.280 FNLC, FNLLC, FNLC, FNLLRC 26.290 FNLC, FNLLC, FNLC, FNLLRC 26.330 FNLC, FNLLC, FNLC, FNLLRC 26.340 FNLC, FNLLC, FNLC, FNLLRC		
	Kugelpfopf, Schaltgestänge Ball Socket, gearshift linkage am Schaltgestänge / At gearshift linkage Länge [mm] / Length [mm]:55 Innengewinde [mm] / Inner Thread [mm]:M12x1,75 mit Rechtsgewinde / with right-hand thread Aussengewinde [mm] / Outer Thread [mm]:M10x1,5 Material: Stahlguß / Material: Cast Steel	(2) (79) (53) (41) (118) (21) (55)	11373 01 81.95301.6170 
	22.240 FNLLC 10.05 - 22.250 FNLLC 10.05 - 22.280 FNLLC 10.05 - 22.290 FNLLC 10.05 - 26.280 FNLC, FNLLC, FNLC, FNLLRC 26.290 FNLC, FNLLC, FNLC, FNLLRC 26.330 FNLC, FNLLC, FNLC, FNLLRC 26.340 FNLC, FNLLC, FNLC, FNLLRC		



MAN




TGM		6x2/4	10.05 -	
	Kugelkopf, Schaltgestänge Ball Socket, gearshift linkage am Schaltgestänge / At gearshift linkage Länge [mm] / Length [mm]:116 Konusmaß [mm] / Cone Size [mm]:12 Aussengewinde [mm] / Outer Thread [mm]:M14x1,5 mit Rechtsgewinde / with right-hand thread Gewindemaß / Thread Size:M10x1,0	(2)		19610 01 81.95301.6202 
	22.240 FNLLC		10.05 -	
	22.250 FNLLC		10.05 -	
	22.280 FNLLC		10.05 -	
	22.290 FNLLC		10.05 -	
	26.280 FNLC, FNLLC, FNLCR, FNLLRC		10.05 -	
	26.290 FNLC, FNLLC, FNLCR, FNLLRC		10.05 -	
	26.330 FNLC, FNLLC, FNLCR, FNLLRC		10.05 -	
	26.340 FNLC, FNLLC, FNLCR, FNLLRC		10.05 -	














TGM		6x4		10.05 -	
 6	Spurstange / Rod Assembly Führungsstange / Guide Rod einseitig verstellbar / Adjustable on one side Länge [mm] / Length [mm]:1679 Konusmaß [mm] / Cone Size [mm]:30 Rohr-Ø [mm] / Pipe Ø [mm]:52 mit Zubehör / With accessories	(7) (35) (87) (53) (42) (64) (123)		25395 01 81.46711.6921  ▲ 21440 01 21971 01	
	26.280 FDR-TM 04.06 - 26.280 FDK, FDRK-HK 04.06 - 26.330 FDR-TM 04.06 - 26.330 FDK, FDRK-HK 04.06 -		Achsausführung / Axle Version:VOK-08 (17) Scheibenbremse / Disc Brake (66) Baumuster / Model:N48 (22) gekrüpfte Vorderachse / Dropped front axle (110)		
 1	Lenkstange / Centre Rod Assembly Schubstange / Push Rod einseitig verstellbar / Adjustable on one side Länge [mm] / Length [mm]:882 Konusmaß [mm] / Cone Size [mm]:30 Konusmaß [mm] / Cone Size [mm]:26 Rohr-Ø [mm] / Pipe Ø [mm]:42 mit Zubehör / With accessories	(4) (68) (87) (53) (42) (42) (64) (123)		34591 01 85.46610.6163  ▲ 11505 02	
	26.280 FDR-TM 04.06 - 26.280 FDK, FDRK-HK 04.06 - 26.330 FDR-TM 04.06 - 26.330 FDK, FDRK-HK 04.06 - 26.280 FD 10.05 - 26.290 FD, FDR 10.05 - 26.290 FDK, FDRK 10.05 - 26.330 FD, FDR 10.05 - 26.340 FD, FDR 10.05 - 26.340 FDK, FDRK-HK 10.05 -		Lenkstockhebel zur 1. VA / Pitman Arm to 1st FA (48) Baumuster / Model:N48 (22)		
 8	Lenker, Radaufhängung / Track Control Arm Dreieckslenker (NKW) / A-Frame (CV) Dreieckslenker / A-Frame Länge [mm] / Length [mm]:627 Rohr-Ø [mm] / Pipe Ø [mm]:48 Bohrung-Ø 1 / Bohrung-Ø 2 [mm] / Bore Ø 1 / Bore Ø 2 [mm]:25/25/25 Lochabstand 1/Lochabstand 2 / Hole Pitch 1/ Hole Pitch 2:130/130/152 Molekularlager / Molecular Bearing	(3) (32) (31) (53) (64) (24) (50) (57)		26053 01 81.43270.6087 ® 25157 01 	
	26.280 FDR-TM 04.06 - 26.280 FDK, FDRK-HK 04.06 - 26.330 FDR-TM 04.06 - 26.330 FDK, FDRK-HK 04.06 -		 Antriebsachse / Drive Shaft (19) Achslast [t] / Axle Load [t]:2x16 (18) Achsausführung / Axle Version:HYD/HY (17) Baumuster / Model:N48 (22) mit Stabilisator an der Hinterachse / with stabilizer on the rear axle (120) mit Parabelfeder / with parabolic spring (117) Ausrichtung des Zentralgelenkes beachten! / Observe alignment of central link (20)		
 10	Lenker, Radaufhängung / Track Control Arm Längslenker / Trailing Arm Länge [mm] / Length [mm]:596 Rohr-Ø [mm] / Pipe Ø [mm]:48 Bohrung-Ø 1 / Bohrung-Ø 2 [mm] / Bore Ø 1 / Bore Ø 2 [mm]:19/19 Lochabstand 1/Lochabstand 2 / Hole Pitch 1/ Hole Pitch 2:130/130 Molekularlager / Molecular Bearing	(3) (54) (53) (64) (24) (50) (57)		34588 01 85.43220.6001 ® 23211 01 	
	26.280 FDR-TM 04.06 - 26.280 FDK, FDRK-HK 04.06 - 26.330 FDR-TM 04.06 - 26.330 FDK, FDRK-HK 04.06 - 26.280 FD 10.05 - 26.290 FD, FDR 10.05 - 26.290 FDK, FDRK 10.05 - 26.330 FD, FDR 10.05 - 26.340 FD, FDR 10.05 - 26.340 FDK, FDRK-HK 10.05 -		Antriebsachse / Drive Shaft (19) Achsausführung / Axle Version:HYD / HY (17) Baumuster / Model:N48 (22) mit Stabilisator an der Hinterachse / with stabilizer on the rear axle (120) mit Parabelfeder / with parabolic spring (117)		



MAN

TGM		6x4	10.05 -		
Kugelkopf, Schaltgestänge Ball Socket, gearshift linkage am Schaltgestänge / At gearshift linkage Länge [mm] / Length [mm]:55 Innengewinde [mm] / Inner Thread [mm]:M12x1,75 mit Linksgewinde / With left-hand thread Aussengewinde [mm] / Outer Thread [mm]:M10x1,5 mit Rechtsgewinde / with right-hand thread Material: Stahlguß / Material: Cast Steel	(2)			11372 01	81.95301.6171
	(79)				
	(53)				
	(41)				
	(116)				
	(21)				
	(118)				
	(55)				
	26.280 FDR-TM	04.06 -			
	26.280 FDK, FDRK-HK	04.06 -			
	26.330 FDR-TM	04.06 -			
	26.330 FDK, FDRK-HK	04.06 -			
	26.280 FD	10.05 -			
	26.290 FD, FDR	10.05 -			
26.290 FDK, FDRK	10.05 -				
26.330 FD, FDR	10.05 -				
26.290 FD-TM, FDR-TM	07.08 -				
26.340 FD, FDR	10.05 -				
26.340 FDK, FDRK-HK	10.05 -				
26.340 FDR-TM	07.08 -				
Kugelkopf, Schaltgestänge Ball Socket, gearshift linkage am Schaltgestänge / At gearshift linkage Länge [mm] / Length [mm]:55 Innengewinde [mm] / Inner Thread [mm]:M12x1,75 mit Rechtsgewinde / with right-hand thread Aussengewinde [mm] / Outer Thread [mm]:M10x1,5 Material: Stahlguß / Material: Cast Steel	(2)			11373 01	81.95301.6170
	(79)				
	(53)				
	(41)				
	(118)				
	(21)				
	(55)				
	26.280 FDR-TM	04.06 -			
	26.280 FDK, FDRK-HK	04.06 -			
	26.330 FDR-TM	04.06 -			
	26.330 FDK, FDRK-HK	04.06 -			
	26.280 FD	10.05 -			
	26.290 FD, FDR	10.05 -			
	26.290 FDK, FDRK	10.05 -			
26.330 FD, FDR	10.05 -				
26.290 FD-TM, FDR-TM	07.08 -				
26.340 FD, FDR	10.05 -				
26.340 FDK, FDRK-HK	10.05 -				
26.340 FDR-TM	07.08 -				
Kugelkopf, Schaltgestänge Ball Socket, gearshift linkage am Schaltgestänge / At gearshift linkage Länge [mm] / Length [mm]:116 Konusmaß [mm] / Cone Size [mm]:12 Aussengewinde [mm] / Outer Thread [mm]:M14x1,5 mit Rechtsgewinde / with right-hand thread Gewindemaß / Thread Size:M10x1,0	(2)			19610 01	81.95301.6202
	(79)				
	(53)				
	(42)				
	(21)				
	(118)				
	(37)				
	26.280 FDR-TM	04.06 -			
	26.280 FDK, FDRK-HK	04.06 -			
	26.330 FDR-TM	04.06 -			
	26.330 FDK, FDRK-HK	04.06 -			
	26.280 FD	10.05 -			
	26.290 FD, FDR	10.05 -			
	26.290 FDK, FDRK	10.05 -			
26.330 FD, FDR	10.05 -				
26.290 FD-TM, FDR-TM	07.08 -				
26.340 FD, FDR	10.05 -				
26.340 FDK, FDRK-HK	10.05 -				
26.340 FDR-TM	07.08 -				





TGS		4x2	10.07 -		
 19	Lenker, Radaufhängung / Track Control Arm Querlenker / Control Arm nicht verstellbar / Not adjustable Länge [mm] / Length [mm]:941 Lochabstand 1/Lochabstand 2 / Hole Pitch 1/ Hole Pitch 2:115/115 Bohrung-Ø 1 / Bohrung-Ø 2 [mm] / Bore Ø 1 / Bore Ø 2 [mm]:17/17 Rohr-Ø [mm] / Pipe Ø [mm]:60 Molekularlager / Molecular Bearing		(3) (61) (136) (53) (50) (24) (64) (57)	25207 01 81.43220.6260 ® 25208 01 	
	18.320 FC, FLC, FLRC, FLLC, FLLRC, FLLW, FLLW/N	10.07 -		Achslast [t] / Axle Load [t]:8,5 Baumuster / Model:10S	(18) (22)
	18.360 FC, FLC, FLRC, FLLC, FLLRC, FLLW, FLLW/N	10.07 -			
	18.360 FLS, FLS/M, FLS-TS, FLRS, FLRS/M, FLLS, FLLS/N, FLLRS	10.07 -			
	18.480 FC, FLC, FLRC, FLLC, FLLRC, FLLW, FLLW/N	10.07 -			
	18.480 FLS, FLS/M, FLS-TS, FLRS, FLRS/M, FLLS, FLLS/N, FLLRS	10.07 -			
	18.540 FC, FLC, FLRC, FLLC, FLLRC, FLLW, FLLW/N	10.07 -			
	18.540 FLS, FLS/M, FLRS, FLRS/M, FLLS, FLLS/N, FLLRS	10.07 -			
	18.320 FLS, FLS/M, FLS-TS, FLRS, FLRS/M, FLLS, FLLS/N, FLLRS	10.07 -		Achslast [t] / Axle Load [t]:7,5 Baumuster / Model:13S	(18) (22)
	18.400 FLS, FLS/M, FLS-TS, FLRS, FLRS/M, FLLS, FLLS/N, FLLRS	10.07 -			
18.440 FLS, FLS/M, FLS-TS, FLRS, FLRS/M, FLLS, FLLS/N, FLLRS	10.07 -				
18.320 FLS, FLS/M, FLS-TS, FLRS, FLRS/M, FLLS, FLLS/N, FLLRS	10.07 -		Achslast [t] / Axle Load [t]:8,5 Baumuster / Model:10S	(18) (22)	
18.400 FLS, FLS/M, FLS-TS, FLRS, FLRS/M, FLLS, FLLS/N, FLLRS	10.07 -				
18.440 FLS, FLS/M, FLS-TS, FLRS, FLRS/M, FLLS, FLLS/N, FLLRS	10.07 -				
18.400 FC, FLC, FLRC, FLLC, FLLRC, FLLW, FLLW/N	10.07 -		Achslast [t] / Axle Load [t]:8,5 Baumuster / Model:10S	(18) (22)	
18.440 FC, FLC, FLRC, FLLC, FLLRC, FLLW, FLLW/N	10.07 -				
18.400 FC, FLC, FLRC, FLLC, FLLRC, FLLW, FLLW/N	10.07 -		Achslast [t] / Axle Load [t]:7,5 Baumuster / Model:15S	(18) (22)	
18.440 FC, FLC, FLRC, FLLC, FLLRC, FLLW, FLLW/N	10.07 -				
 6	Spurstange / Rod Assembly Führungsstange / Guide Rod beidseitig verstellbar / Adjustable on both sides Länge [mm] / Length [mm]:1652 Konusmaß [mm] / Cone Size [mm]:30 Rohr-Ø [mm] / Pipe Ø [mm]:50 mit Zubehör / With accessories		(7) (35) (85) (53) (42) (64) (123)	11768 01 81.46711.6725 ▲ 11492 02 ▲ 11505 02 	
	18.320 FC, FLC, FLRC, FLLC, FLLRC, FLLW, FLLW/N	10.07 -		Achsausführung / Axle Version:VO-09- Scheibenbremse / Disc Brake Baumuster / Model:03S 06S gerade Vorderachse / straight front axle	(17) (66) (22) (112)
	18.320 FK, FK-L, FLK, FLK/M	10.07 -			
	18.360 FC, FLC, FLRC, FLLC, FLLRC, FLLW, FLLW/N	10.07 -			
	18.360 FK, FK-L, FLK, FLK/M	10.07 -			
	18.400 FC, FLC, FLRC, FLLC, FLLRC, FLLW, FLLW/N	10.07 -			
	18.400 FK, FK-L, FLK, FLK/M	10.07 -			
	18.440 FC, FLC, FLRC, FLLC, FLLRC, FLLW, FLLW/N	10.07 -			
	18.440 FK, FK-L, FLK, FLK/M	10.07 -			
	18.480 FC, FLC, FLRC, FLLC, FLLRC, FLLW, FLLW/N	10.07 -			
18.480 FK, FK-L, FLK, FLK/M	10.07 -				
18.540 FC, FLC, FLRC, FLLC, FLLRC, FLLW, FLLW/N	10.07 -				
18.400 FLS, FLS/M, FLS-TS, FLRS, FLRS/M, FLLS, FLLS/N, FLLRS	10.07 -		Achsausführung / Axle Version:VO-09- Scheibenbremse / Disc Brake Baumuster / Model:06S gerade Vorderachse / straight front axle	(17) (66) (22) (112)	
18.440 FLS, FLS/M, FLS-TS, FLRS, FLRS/M, FLLS, FLLS/N, FLLRS	10.07 -				
18.480 FLS, FLS/M, FLS-TS, FLRS, FLRS/M, FLLS, FLLS/N, FLLRS	10.07 -				
18.540 FK, FK-L, FLK, FLK/M	10.07 -				
18.540 FLS, FLS/M, FLRS, FLRS/M, FLLS, FLLS/N, FLLRS	10.07 -				











MAN

TGS 4x2 10.07 -






 6	Spurstange / Rod Assembly Führungsstange / Guide Rod einseitig verstellbar / Adjustable on one side Länge [mm] / Length [mm]:1679 Konusmaß [mm] / Cone Size [mm]:30 Rohr-Ø [mm] / Pipe Ø [mm]:52 mit Zubehör / With accessories	(7) (35) (87) (53) (42) (64) (123)	25395 01 81.46711.6921 ▲ 21440 01 21971 01	
	18.320 FC, FLC, FLRC, FLLC, FLLRC, FLLW, FLLW/N	10.07 -	Achsausführung / Axle Version:VOK-08	(17)
	18.480 FC, FLC, FLRC, FLLC, FLLRC, FLLW, FLLW/N	10.07 -	Achsausführung / Axle Version:VOK-09	(17)
	18.540 FC, FLC, FLRC, FLLC, FLLRC, FLLW, FLLW/N	10.07 -	Scheibenbremse / Disc Brake	(66)
			Baumuster / Model:03S 06S 10S	(22)
			gekröpfte Vorderachse / Dropped front axle	(110)
	18.320 FK, FK-L, FLK, FLK/M	10.07 -	Achsausführung / Axle Version:VOK-08	(17)
	18.360 FC, FLC, FLRC, FLLC, FLLRC, FLLW, FLLW/N	10.07 -	Achsausführung / Axle Version:VOK-09	(17)
	18.360 FK, FK-L, FLK, FLK/M	10.07 -	Scheibenbremse / Disc Brake	(66)
	18.400 FK, FK-L, FLK, FLK/M	10.07 -	Baumuster / Model:03S 06S	(22)
18.440 FK, FK-L, FLK, FLK/M	10.07 -	gekröpfte Vorderachse / Dropped front axle	(110)	
18.480 FK, FK-L, FLK, FLK/M	10.07 -			
18.320 FLS, FLS/M, FLS-TS, FLRS, FLRS/M, FLLS, FLLS/N, FLLRS	10.07 -	Achsausführung / Axle Version:VOK-07	(17)	
		Achsausführung / Axle Version:VOK-08	(17)	
		Achsausführung / Axle Version:VOK-09	(17)	
		Scheibenbremse / Disc Brake	(66)	
		Baumuster / Model:13S 10S 08S	(22)	
		gekröpfte Vorderachse / Dropped front axle	(110)	
18.360 FLS, FLS/M, FLS-TS, FLRS, FLRS/M, FLLS, FLLS/N, FLLRS	10.07 -	Achsausführung / Axle Version:VOK-08	(17)	
		Achsausführung / Axle Version:VOK-09	(17)	
		Scheibenbremse / Disc Brake	(66)	
		Baumuster / Model:10S	(22)	
		gekröpfte Vorderachse / Dropped front axle	(110)	
18.400 FC, FLC, FLRC, FLLC, FLLRC, FLLW, FLLW/N	10.07 -	Achsausführung / Axle Version:VOK-08	(17)	
18.440 FC, FLC, FLRC, FLLC, FLLRC, FLLW, FLLW/N	10.07 -	Achsausführung / Axle Version:VOK-09	(17)	
		Scheibenbremse / Disc Brake	(66)	
		Baumuster / Model:03S 06S 10S 15S	(22)	
		gekröpfte Vorderachse / Dropped front axle	(110)	
18.400 FLS, FLS/M, FLS-TS, FLRS, FLRS/M, FLLS, FLLS/N, FLLRS	10.07 -	Achsausführung / Axle Version:VOK-08	(17)	
18.440 FLS, FLS/M, FLS-TS, FLRS, FLRS/M, FLLS, FLLS/N, FLLRS	10.07 -	Achsausführung / Axle Version:VOK-09	(17)	
		Scheibenbremse / Disc Brake	(66)	
		Baumuster / Model:13S 06S 10S	(22)	
		gekröpfte Vorderachse / Dropped front axle	(110)	
18.480 FLS, FLS/M, FLS-TS, FLRS, FLRS/M, FLLS, FLLS/N, FLLRS	10.07 -	Achsausführung / Axle Version:VOK-07	(17)	
18.540 FLS, FLS/M, FLRS, FLRS/M, FLLS, FLLS/N, FLLRS	10.07 -	Achsausführung / Axle Version:VOK-08	(17)	
		Achsausführung / Axle Version:VOK-09	(17)	
		Scheibenbremse / Disc Brake	(66)	
		Baumuster / Model:06S 10S 08S	(22)	
		gekröpfte Vorderachse / Dropped front axle	(110)	
18.540 FK, FK-L, FLK, FLK/M	10.07 -	Achsausführung / Axle Version:VOK-08	(17)	
		Achsausführung / Axle Version:VOK-09	(17)	
		Scheibenbremse / Disc Brake	(66)	
		Baumuster / Model:06S	(22)	
		gekröpfte Vorderachse / Dropped front axle	(110)	



TGS		4x2	10.07 -		
 1	Lenkstange / Centre Rod Assembly Schubstange / Push Rod einseitig verstellbar / Adjustable on one side Länge [mm] / Length [mm]:993 Konusmaß [mm] / Cone Size [mm]:30 Rohr-Ø [mm] / Pipe Ø [mm]:52 mit Zubehör / With accessories	(4) (68) (87) (53) (42) (64) (123)		30592 01 81.46611.6198 21971 01 	
	18.320 FC, FLC, FLRC, FLLC, FLLRC, FLLW, FLLW/N 18.320 FK, FK-L, FLK, FLK/M 18.360 FC, FLC, FLRC, FLLC, FLLRC, FLLW, FLLW/N 18.360 FK, FK-L, FLK, FLK/M 18.400 FC, FLC, FLRC, FLLC, FLLRC, FLLW, FLLW/N 18.400 FK, FK-L, FLK, FLK/M 18.440 FC, FLC, FLRC, FLLC, FLLRC, FLLW, FLLW/N 18.440 FK, FK-L, FLK, FLK/M 18.480 FC, FLC, FLRC, FLLC, FLLRC, FLLW, FLLW/N 18.480 FK, FK-L, FLK, FLK/M 18.540 FC, FLC, FLRC, FLLC, FLLRC, FLLW, FLLW/N	10.07 - 10.07 - 10.07 - 10.07 - 10.07 - 10.07 - 10.07 - 10.07 - 10.07 - 10.07 -	 Lenkstockhebel zur 1. VA / Pitman Arm to 1st FA für Links-/Rechtslenker / For left-/right-hand traffic Baumuster / Model:03S 06S	(48) (102) (22)	
	18.400 FLS, FLS/M, FLS-TS, FLRS, FLRS/M, FLLS, FLLS/N, FLLRS 18.440 FLS, FLS/M, FLS-TS, FLRS, FLRS/M, FLLS, FLLS/N, FLLRS 18.480 FLS, FLS/M, FLS-TS, FLRS, FLRS/M, FLLS, FLLS/N, FLLRS 18.540 FK, FK-L, FLK, FLK/M 18.540 FLS, FLS/M, FLRS, FLRS/M, FLLS, FLLS/N, FLLRS	10.07 - 10.07 - 10.07 - 10.07 - 10.07 -	 Lenkstockhebel zur 1. VA / Pitman Arm to 1st FA für Links-/Rechtslenker / For left-/right-hand traffic Baumuster / Model:06S	(48) (102) (22)	
	Lenkstange / Centre Rod Assembly Schubstange / Push Rod einseitig verstellbar / Adjustable on one side Länge [mm] / Length [mm]:967 Konusmaß [mm] / Cone Size [mm]:30 Rohr-Ø [mm] / Pipe Ø [mm]:52 mit Zubehör / With accessories	(4) (68) (87) (53) (42) (64) (123)		30593 01 81.46611.6200 25353 01 21971 01 	
18.320 FC, FLC, FLRC, FLLC, FLLRC, FLLW, FLLW/N 18.400 FC, FLC, FLRC, FLLC, FLLRC, FLLW, FLLW/N 18.440 FC, FLC, FLRC, FLLC, FLLRC, FLLW, FLLW/N	10.07 - 10.07 - 10.07 -	 Lenkstockhebel zur 1. VA / Pitman Arm to 1st FA Baumuster / Model:10S 15S	(48) (22)		
18.320 FLS, FLS/M, FLS-TS, FLRS, FLRS/M, FLLS, FLLS/N, FLLRS 18.400 FLS, FLS/M, FLS-TS, FLRS, FLRS/M, FLLS, FLLS/N, FLLRS 18.440 FLS, FLS/M, FLS-TS, FLRS, FLRS/M, FLLS, FLLS/N, FLLRS	10.07 - 10.07 - 10.07 -	 Lenkstockhebel zur 1. VA / Pitman Arm to 1st FA Baumuster / Model:10S 13S	(48) (22)		
18.360 FC, FLC, FLRC, FLLC, FLLRC, FLLW, FLLW/N 18.360 FLS, FLS/M, FLS-TS, FLRS, FLRS/M, FLLS, FLLS/N, FLLRS 18.480 FC, FLC, FLRC, FLLC, FLLRC, FLLW, FLLW/N 18.480 FLS, FLS/M, FLS-TS, FLRS, FLRS/M, FLLS, FLLS/N, FLLRS 18.540 FC, FLC, FLRC, FLLC, FLLRC, FLLW, FLLW/N 18.540 FLS, FLS/M, FLRS, FLRS/M, FLLS, FLLS/N, FLLRS	10.07 - 10.07 - 10.07 - 10.07 - 10.07 - 10.07 -	 Lenkstockhebel zur 1. VA / Pitman Arm to 1st FA Baumuster / Model:10S	(48) (22)		

















MAN

TGS	4x2	10.07 -		
 1	Lenkstange / Centre Rod Assembly Schubstange / Push Rod einseitig verstellbar / Adjustable on one side Länge [mm] / Length [mm]:960 Konusmaß [mm] / Cone Size [mm]:30 Rohr-Ø [mm] / Pipe Ø [mm]:50 mit Zubehör / With accessories		(4) (68) (87) (53) (42) (64) (123)	34590 01 81.46611.6204 25353 01 21971 01 
	18.320 FLS, FLS/M, FLS-TS, FLRS, FLRS/M, FLLS, FLLS/N, FLLRS	10.07 -	Lenkstockhebel zur 1. VA / Pitman Arm to 1st FA	(48)
	18.480 FLS, FLS/M, FLS-TS, FLRS, FLRS/M, FLLS, FLLS/N, FLLRS	10.07 -	für Lenkgetriebe-ID / For steering gear ID:RBL	(101)
	18.540 FLS, FLS/M, FLRS, FLRS/M, FLLS, FLLS/N, FLLRS	10.07 -	Baumuster / Model:08S gekröpfte Vorderachse / Dropped front axle	(22) (110)
 10	Lenker, Radaufhängung / Track Control Arm Längslenker / Trailing Arm nicht verstellbar / Not adjustable Länge [mm] / Length [mm]:596 Rohr-Ø [mm] / Pipe Ø [mm]:48 Bohrung-Ø 1 / Bohrung-Ø 2 [mm] / Bore Ø 1 / Bore Ø 2 [mm]:19/19 Lochabstand 1/Lochabstand 2 / Hole Pitch 1/ Hole Pitch 2:130/130 Molekularlager / Molecular Bearing		(3) (54) (136) (53) (64) (24) (50) (57)	25041 01 81.43220.6196 30610 01 
	18.320 FC, FLC, FLRC, FLLC, FLLRC, FLLW, FLLW/N	10.07 -		
	18.320 FK, FK-L, FLK, FLK/M	10.07 -	Antriebsachse / Drive Shaft	(19)
	18.360 FC, FLC, FLRC, FLLC, FLLRC, FLLW, FLLW/N	10.07 -	Achsausführung / Axle Version:HP-1352	(17)
	18.360 FK, FK-L, FLK, FLK/M	10.07 -	Achslast [t] / Axle Load [t]:13	(18)
	18.400 FC, FLC, FLRC, FLLC, FLLRC, FLLW, FLLW/N	10.07 -	Baumuster / Model:06S	(22)
	18.400 FK, FK-L, FLK, FLK/M	10.07 -		
	18.400 FLS, FLS/M, FLS-TS, FLRS, FLRS/M, FLLS, FLLS/N, FLLRS	10.07 -		
	18.440 FC, FLC, FLRC, FLLC, FLLRC, FLLW, FLLW/N	10.07 -		
	18.440 FK, FK-L, FLK, FLK/M	10.07 -		
	18.440 FLS, FLS/M, FLS-TS, FLRS, FLRS/M, FLLS, FLLS/N, FLLRS	10.07 -		
	18.480 FC, FLC, FLRC, FLLC, FLLRC, FLLW, FLLW/N	10.07 -		
	18.480 FK, FK-L, FLK, FLK/M	10.07 -		
	18.480 FLS, FLS/M, FLS-TS, FLRS, FLRS/M, FLLS, FLLS/N, FLLRS	10.07 -		
	18.540 FC, FLC, FLRC, FLLC, FLLRC, FLLW, FLLW/N	10.07 -		
	18.540 FK, FK-L, FLK, FLK/M	10.07 -		
	18.540 FLS, FLS/M, FLRS, FLRS/M, FLLS, FLLS/N, FLLRS	10.07 -		












TGS 4x2 10.07 -

 10	Lenker, Radaufhängung / Track Control Arm		(3)	25209 02	81.43220.6229
	Längslenker / Trailing Arm		(54)		
nicht verstellbar / Not adjustable		(136)			
Länge [mm] / Length [mm]:572		(53)			
Lochabstand 1/Lochabstand 2 / Hole Pitch 1/ Hole Pitch 2:130/130		(50)			
Bohrung-Ø 1 / Bohrung-Ø 2 [mm] / Bore Ø 1 / Bore Ø 2 [mm]:19/19		(24)			
Rohr-Ø [mm] / Pipe Ø [mm]:48		(64)			
Molekularlager / Molecular Bearing		(57)			
18.320 FC, FLC, FLRC, FLLC, FLLRC, FLLW, FLLW/N	10.07 -		Antriebsachse / Drive Shaft Achslast [t] / Axle Load [t]:13 Baumuster / Model:06S 10S		(19)
18.360 FC, FLC, FLRC, FLLC, FLLRC, FLLW, FLLW/N	10.07 -				(18)
18.480 FC, FLC, FLRC, FLLC, FLLRC, FLLW, FLLW/N	10.07 -				(22)
18.540 FC, FLC, FLRC, FLLC, FLLRC, FLLW, FLLW/N	10.07 -				
18.320 FK, FK-L, FLK, FLK/M	10.07 -		Antriebsachse / Drive Shaft Achslast [t] / Axle Load [t]:13 Baumuster / Model:06S		(19)
18.360 FK, FK-L, FLK, FLK/M	10.07 -				(18)
18.400 FK, FK-L, FLK, FLK/M	10.07 -				(22)
18.440 FK, FK-L, FLK, FLK/M	10.07 -				
18.480 FK, FK-L, FLK, FLK/M	10.07 -				
18.540 FK, FK-L, FLK, FLK/M	10.07 -				
18.320 FLS, FLS/M, FLS-TS, FLRS, FLRS/M, FLLS, FLLS/N, FLLRS	10.07 -		Antriebsachse / Drive Shaft Achslast [t] / Axle Load [t]:11,5 Baumuster / Model:13S		(19)
					(18)
					(22)
18.320 FLS, FLS/M, FLS-TS, FLRS, FLRS/M, FLLS, FLLS/N, FLLRS	10.07 -		Antriebsachse / Drive Shaft Achslast [t] / Axle Load [t]:13 Baumuster / Model:10S		(19)
					(18)
					(22)
18.360 FLS, FLS/M, FLS-TS, FLRS, FLRS/M, FLLS, FLLS/N, FLLRS	10.07 -		Antriebsachse / Drive Shaft Achslast [t] / Axle Load [t]:13 Baumuster / Model:10S		(19)
					(18)
					(22)
18.400 FC, FLC, FLRC, FLLC, FLLRC, FLLW, FLLW/N	10.07 -		Antriebsachse / Drive Shaft Achslast [t] / Axle Load [t]:11,5 Baumuster / Model:15S		(19)
18.440 FC, FLC, FLRC, FLLC, FLLRC, FLLW, FLLW/N	10.07 -				(18)
18.400 FC, FLC, FLRC, FLLC, FLLRC, FLLW, FLLW/N	10.07 -		Antriebsachse / Drive Shaft Achslast [t] / Axle Load [t]:13 Baumuster / Model:06S 10S		(19)
18.440 FC, FLC, FLRC, FLLC, FLLRC, FLLW, FLLW/N	10.07 -				(18)
					(22)
18.400 FLS, FLS/M, FLS-TS, FLRS, FLRS/M, FLLS, FLLS/N, FLLRS	10.07 -		Antriebsachse / Drive Shaft Achslast [t] / Axle Load [t]:11,5 Baumuster / Model:13S		(19)
					(18)
					(22)
18.400 FLS, FLS/M, FLS-TS, FLRS, FLRS/M, FLLS, FLLS/N, FLLRS	10.07 -		Antriebsachse / Drive Shaft Achslast [t] / Axle Load [t]:13 Baumuster / Model:06S 10S		(19)
					(18)
					(22)
18.440 FLS, FLS/M, FLS-TS, FLRS, FLRS/M, FLLS, FLLS/N, FLLRS	10.07 -		Antriebsachse / Drive Shaft Achslast [t] / Axle Load [t]:13 Baumuster / Model:06S		(19)
					(18)
					(22)
18.440 FLS, FLS/M, FLS-TS, FLRS, FLRS/M, FLLS, FLLS/N, FLLRS	10.07 -		Antriebsachse / Drive Shaft Achslast [t] / Axle Load [t]:11,5 Baumuster / Model:13S		(19)
					(18)
					(22)
18.480 FLS, FLS/M, FLS-TS, FLRS, FLRS/M, FLLS, FLLS/N, FLLRS	10.07 -		Antriebsachse / Drive Shaft Achslast [t] / Axle Load [t]:13 Baumuster / Model:06S 10S 08S		(19)
18.540 FLS, FLS/M, FLRS, FLRS/M, FLLS, FLLS/N, FLLRS	10.07 -				(18)
					(22)











MAN

TGS 4x2 10.07 -




 8	Lenker, Radaufhängung / Track Control Arm Dreieckslenker / A-Frame Dreieckslenker (NKW) / A-Frame (CV) Länge [mm] / Length [mm]:627 Lochabstand 1/Lochabstand 2 / Hole Pitch 1/ Hole Pitch 2:130/130 Bohrung-Ø 1 / Bohrung-Ø 2 [mm] / Bore Ø 1 / Bore Ø 2 [mm]:23/23 Rohr-Ø [mm] / Pipe Ø [mm]:48	(3) (31) (32) (53) (50) (24) (64)	25210 01 81.43270.6096 © 30588 01 © 31139 01	
	18.320 FC, FLC, FLRC, FLLC, FLLRC, FLLW, FLLW/N 10.07 - 18.360 FC, FLC, FLRC, FLLC, FLLRC, FLLW, FLLW/N 10.07 - 18.400 FLS, FLS/M, FLS-TS, FLRS, FLRS/M, FLLS, FLLS/N, FLLRS 10.07 - 18.440 FLS, FLS/M, FLS-TS, FLRS, FLRS/M, FLLS, FLLS/N, FLLRS 10.07 - 18.480 FC, FLC, FLRC, FLLC, FLLRC, FLLW, FLLW/N 10.07 - 18.480 FLS, FLS/M, FLS-TS, FLRS, FLRS/M, FLLS, FLLS/N, FLLRS 10.07 - 18.540 FC, FLC, FLRC, FLLC, FLLRC, FLLW, FLLW/N 10.07 - 18.540 FLS, FLS/M, FLRS, FLRS/M, FLLS, FLLS/N, FLLRS 10.07 -	 Achslast [t] / Axle Load [t]:>13 1.HA / 1st RA Baumuster / Model:06S 10S	(18) (12) (22)	
	18.320 FK, FK-L, FLK, FLK/M 10.07 - 18.360 FK, FK-L, FLK, FLK/M 10.07 - 18.400 FK, FK-L, FLK, FLK/M 10.07 - 18.440 FK, FK-L, FLK, FLK/M 10.07 - 18.480 FK, FK-L, FLK, FLK/M 10.07 - 18.540 FK, FK-L, FLK, FLK/M 10.07 -	 Achslast [t] / Axle Load [t]:>13 1.HA / 1st RA Baumuster / Model:06S	(18) (12) (22)	
	18.320 FLS, FLS/M, FLS-TS, FLRS, FLRS/M, FLLS, FLLS/N, FLLRS 10.07 - 18.360 FLS, FLS/M, FLS-TS, FLRS, FLRS/M, FLLS, FLLS/N, FLLRS 10.07 -	 Achslast [t] / Axle Load [t]:>13 1.HA / 1st RA Baumuster / Model:10S	(18) (12) (22)	
	18.400 FC, FLC, FLRC, FLLC, FLLRC, FLLW, FLLW/N 10.07 - 18.440 FC, FLC, FLRC, FLLC, FLLRC, FLLW, FLLW/N 10.07 -	 Achslast [t] / Axle Load [t]:>13 1.HA / 1st RA Baumuster / Model:06S 10S	(18) (12) (22)	
	18.400 FC, FLC, FLRC, FLLC, FLLRC, FLLW, FLLW/N 10.07 - 18.440 FC, FLC, FLRC, FLLC, FLLRC, FLLW, FLLW/N 10.07 -	 Achslast [t] / Axle Load [t]:>11,5 1.HA / 1st RA Baumuster / Model:15S	(18) (12) (22)	
	 8	Lenker, Radaufhängung / Track Control Arm Dreieckslenker (NKW) / A-Frame (CV) Dreieckslenker / A-Frame Länge [mm] / Length [mm]:627 Rohr-Ø [mm] / Pipe Ø [mm]:48 Bohrung-Ø 1 / Bohrung-Ø 2 [mm] / Bore Ø 1 / Bore Ø 2 [mm]:25/25/25 Lochabstand 1/Lochabstand 2 / Hole Pitch 1/ Hole Pitch 2:130/130/152 Molekularlager / Molecular Bearing	(3) (32) (31) (53) (64) (24) (50) (57)	26053 01 81.43270.6087 © 25157 01
18.320 FC, FLC, FLRC, FLLC, FLLRC, FLLW, FLLW/N 10.07 - 18.320 FK, FK-L, FLK, FLK/M 10.07 - 18.360 FC, FLC, FLRC, FLLC, FLLRC, FLLW, FLLW/N 10.07 - 18.360 FK, FK-L, FLK, FLK/M 10.07 - 18.400 FC, FLC, FLRC, FLLC, FLLRC, FLLW, FLLW/N 10.07 - 18.400 FK, FK-L, FLK, FLK/M 10.07 - 18.400 FLS, FLS/M, FLS-TS, FLRS, FLRS/M, FLLS, FLLS/N, FLLRS 10.07 - 18.440 FC, FLC, FLRC, FLLC, FLLRC, FLLW, FLLW/N 10.07 - 18.440 FK, FK-L, FLK, FLK/M 10.07 - 18.440 FLS, FLS/M, FLS-TS, FLRS, FLRS/M, FLLS, FLLS/N, FLLRS 10.07 - 18.480 FC, FLC, FLRC, FLLC, FLLRC, FLLW, FLLW/N 10.07 - 18.480 FK, FK-L, FLK, FLK/M 10.07 - 18.480 FLS, FLS/M, FLS-TS, FLRS, FLRS/M, FLLS, FLLS/N, FLLRS 10.07 - 18.540 FC, FLC, FLRC, FLLC, FLLRC, FLLW, FLLW/N 10.07 - 18.540 FK, FK-L, FLK, FLK/M 10.07 -		 Antriebsachse / Drive Shaft Achsausführung / Axle Version:HP-1352 Achslast [t] / Axle Load [t]:>13 Baumuster / Model:06S Ausrichtung des Zentralgelenkes beachten! / Observe alignment of central link	(19) (17) (18) (22) (20)	



TGS		4x2	10.07 -		
	Lenker, Radaufhängung / Track Control Arm Vierpunktlenker (NKW) / Four-Point Steering Arm (CV) nicht verstellbar / Not adjustable Länge [mm] / Length [mm]:572 Bohrung-Ø [mm] / Bore Ø [mm]:25 Lochabstand 1/Lochabstand 2 / Hole Pitch 1/ Hole Pitch 2:130 Molekularlager / Molecular Bearing	(3) (70) (136) (53) (26) (50) (57)		27601 01 81.43220.6327 © 30751 01	
	18.320 FC, FLC, FLRC, FLLC, FLLRC, FLLW, FLLW/N 18.360 FC, FLC, FLRC, FLLC, FLLRC, FLLW, FLLW/N 18.400 FC, FLC, FLRC, FLLC, FLLRC, FLLW, FLLW/N 18.400 FLS, FLS/M, FLS-TS, FLRS, FLRS/M, FLLS, FLLS/N, FLLRS 18.440 FC, FLC, FLRC, FLLC, FLLRC, FLLW, FLLW/N 18.440 FLS, FLS/M, FLS-TS, FLRS, FLRS/M, FLLS, FLLS/N, FLLRS 18.480 FC, FLC, FLRC, FLLC, FLLRC, FLLW, FLLW/N 18.540 FC, FLC, FLRC, FLLC, FLLRC, FLLW, FLLW/N	10.07 - 10.07 - 10.07 - 10.07 - 10.07 - 10.07 - 10.07 -		Achslast [t] / Axle Load [t]:>13,0 Baumuster / Model:10S 06S	(18) (22)
	18.320 FK, FK-L, FLK, FLK/M 18.360 FK, FK-L, FLK, FLK/M 18.400 FK, FK-L, FLK, FLK/M 18.440 FK, FK-L, FLK, FLK/M 18.480 FK, FK-L, FLK, FLK/M 18.540 FK, FK-L, FLK, FLK/M	10.07 - 10.07 - 10.07 - 10.07 - 10.07 - 10.07 -		Achslast [t] / Axle Load [t]:>13,0 Baumuster / Model:06S	(18) (22)
	18.320 FLS, FLS/M, FLS-TS, FLRS, FLRS/M, FLLS, FLLS/N, FLLRS 18.360 FLS, FLS/M, FLS-TS, FLRS, FLRS/M, FLLS, FLLS/N, FLLRS	10.07 - 10.07 -		Achslast [t] / Axle Load [t]:>13,0 Baumuster / Model:10S	(18) (22)
	18.480 FLS, FLS/M, FLS-TS, FLRS, FLRS/M, FLLS, FLLS/N, FLLRS 18.540 FLS, FLS/M, FLRS, FLRS/M, FLLS, FLLS/N, FLLRS	10.07 - 10.07 -		Achslast [t] / Axle Load [t]:>13,0 Baumuster / Model:10S 06S 08S	(18) (22)
	10				
	Lenker, Radaufhängung / Track Control Arm Längslenker / Trailing Arm für Dreieckslenker (NKW) / For A-Frame (CV) Länge [mm] / Length [mm]:414 Bohrung-Ø 1 / Bohrung-Ø 2 [mm] / Bore Ø 1 / Bore Ø 2 [mm]:23/23 Lochabstand 1/Lochabstand 2 / Hole Pitch 1/ Hole Pitch 2:130/130 Rohr-Ø [mm] / Pipe Ø [mm]:50	(3) (54) (92) (53) (24) (50) (64)		27846 01 81.43220.6247	
18.320 FLS, FLS/M, FLS-TS, FLRS, FLRS/M, FLLS, FLLS/N, FLLRS 18.400 FLS, FLS/M, FLS-TS, FLRS, FLRS/M, FLLS, FLLS/N, FLLRS 18.440 FLS, FLS/M, FLS-TS, FLRS, FLRS/M, FLLS, FLLS/N, FLLRS	10.07 - 10.07 - 10.07 -		Achslast [t] / Axle Load [t]:>11,5 Baumuster / Model:13S	(18) (22)	



MAN

TGS	4x2	10.07 -		
 13	Stange/Strebe, Stabilisator / Link Stabiliser Koppelstange / Coupling Rod Länge [mm] / Length [mm]:400 Rohr-Ø [mm] / Pipe Ø [mm]:50 Bohrung-Ø [mm] / Bore Ø [mm]:22		(9) (43) (53) (64) (26)	34598 01 81.43718.5133 
	18.320 FC, FLC, FLRC, FLLC, FLLRC, FLLW, FLLW/N 18.320 FK, FK-L, FLK, FLK/M 18.320 FLS, FLS/M, FLS-TS, FLRS, FLRS/M, FLLS, FLLS/N, FLLRS 18.360 FC, FLC, FLRC, FLLC, FLLRC, FLLW, FLLW/N 18.360 FK, FK-L, FLK, FLK/M 18.400 FC, FLC, FLRC, FLLC, FLLRC, FLLW, FLLW/N 18.400 FK, FK-L, FLK, FLK/M 18.400 FLS, FLS/M, FLS-TS, FLRS, FLRS/M, FLLS, FLLS/N, FLLRS 18.440 FC, FLC, FLRC, FLLC, FLLRC, FLLW, FLLW/N 18.440 FK, FK-L, FLK, FLK/M 18.440 FLS, FLS/M, FLS-TS, FLRS, FLRS/M, FLLS, FLLS/N, FLLRS 18.480 FC, FLC, FLRC, FLLC, FLLRC, FLLW, FLLW/N 18.480 FK, FK-L, FLK, FLK/M 18.480 FLS, FLS/M, FLS-TS, FLRS, FLRS/M, FLLS, FLLS/N, FLLRS 18.540 FC, FLC, FLRC, FLLC, FLLRC, FLLW, FLLW/N 18.540 FK, FK-L, FLK, FLK/M 18.540 FLS, FLS/M, FLRS, FLRS/M, FLLS, FLLS/N, FLLRS	10.07 - 10.07 -	 Achsausführung / Axle Version:HP-1352 Baumuster / Model:06S	(17) (22)






Pos



Ref.











MAN

TGS		4x4	10.07 -			
 6	Spurstange / Rod Assembly Führungsstange / Guide Rod beidseitig verstellbar / Adjustable on both sides Länge [mm] / Length [mm]:1652 Konusmaß [mm] / Cone Size [mm]:30 Rohr-Ø [mm] / Pipe Ø [mm]:50 mit Zubehör / With accessories		(7) (35) (85) (53) (42) (64) (123)		11768 01 81.46711.6725  ▲ 11492 02 ▲ 11505 02	
	18.320 FAC, FHLC	10.07 -	 Achsausführung / Axle Version:VH-09-01 Scheibenbremse / Disc Brake Baumuster / Model:22S gerade Vorderachse / straight front axle	(17) (66) (22) (112)		
	18.320 FAK, FAK-L, FALK, FALK-L, FHLK, FHLK/M	10.07 -				
	18.320 FAS, FHLS, FHLS/M	10.07 -				
	18.360 FAC, FHLC	10.07 -				
	18.360 FAK, FAK-L, FALK, FALK-L, FHLK, FHLK/M	10.07 -				
	18.360 FAS, FHLS, FHLS/M	10.07 -				
	18.400 FAC, FHLC	10.07 -				
	18.400 FAK, FAK-L, FALK, FALK-L, FHLK, FHLK/M	10.07 -				
	18.400 FAS, FALS, FHLS, FHLS/M	10.07 -				
	18.440 FAC, FHLC	10.07 -				
	18.440 FAK, FAK-L, FALK, FALK-L, FHLK, FHLK/M	10.07 -				
	18.440 FAS, FALS, FHLS, FHLS/M	10.07 -				
	18.540 FAC, FHLC	10.07 -				
	18.540 FAK, FAK-L, FALK, FALK-L, FHLK, FHLK/M	10.07 -				
	18.540 FAS, FALS, FHLS, FHLS/M	10.07 -				
	 6	Spurstange / Rod Assembly Führungsstange / Guide Rod einseitig verstellbar / Adjustable on one side Länge [mm] / Length [mm]:1588 Konusmaß [mm] / Cone Size [mm]:30 Rohr-Ø [mm] / Pipe Ø [mm]:52 mit Zubehör / With accessories		(7) (35) (87) (53) (42) (64) (123)		11770 01 81.46711.6736  ▲ 11505 02 21971 01
18.320 FAC, FHLC		10.07 -		Antriebsachse / Drive Shaft Achsausführung / Axle Version:VP-09 Baumuster / Model:52S	(19) (17) (22)	
18.320 FAS, FHLS, FHLS/M		10.07 -				
18.360 FAC, FHLC		10.07 -				
18.400 FAC, FHLC		10.07 -				
18.440 FAC, FHLC		10.07 -				
18.540 FAC, FHLC		10.07 -				
18.540 FAK, FAK-L, FALK, FALK-L, FHLK, FHLK/M		10.07 -				
18.320 FAK, FAK-L, FALK, FALK-L, FHLK, FHLK/M		10.07 -	Antriebsachse / Drive Shaft Achsausführung / Axle Version:VP-09 Baumuster / Model:52S 80S		(19) (17) (22)	
18.360 FAK, FAK-L, FALK, FALK-L, FHLK, FHLK/M		10.07 -				
18.360 FAS, FHLS, FHLS/M		10.07 -				
18.440 FAS, FALS, FHLS, FHLS/M		10.07 -				
18.540 FAS, FALS, FHLS, FHLS/M		10.07 -				
18.400 FAK, FAK-L, FALK, FALK-L, FHLK, FHLK/M		10.07 -			Antriebsachse / Drive Shaft Achsausführung / Axle Version:VP-09 Baumuster / Model:52S 82S	(19) (17) (22)
18.400 FAS, FALS, FHLS, FHLS/M		10.07 -				
18.440 FAK, FAK-L, FALK, FALK-L, FHLK, FHLK/M		10.07 -				












MAN

TGS 4x4 10.07 -

 6	Spurstange / Rod Assembly Führungsstange / Guide Rod einseitig verstellbar / Adjustable on one side Länge [mm] / Length [mm]:1679 Konusmaß [mm] / Cone Size [mm]:30 Rohr-Ø [mm] / Pipe Ø [mm]:52 mit Zubehör / With accessories	(7) (35) (87) (53) (42) (64) (123)	25395 01 81.46711.6921 ▲ 21440 01 21971 01		
	18.320 FAC, FHLC 10.07 - 18.320 FAK, FAK-L, FALK, FALK-L, FHLK, FHLK/M 10.07 - 18.320 FAS, FHLS, FHLS/M 10.07 - 18.360 FAC, FHLC 10.07 - 18.360 FAK, FAK-L, FALK, FALK-L, FHLK, FHLK/M 10.07 - 18.360 FAS, FHLS, FHLS/M 10.07 - 18.400 FAC, FHLC 10.07 - 18.400 FAK, FAK-L, FALK, FALK-L, FHLK, FHLK/M 10.07 - 18.400 FAS, FALS, FHLS, FHLS/M 10.07 - 18.440 FAC, FHLC 10.07 - 18.440 FAK, FAK-L, FALK, FALK-L, FHLK, FHLK/M 10.07 - 18.440 FAS, FALS, FHLS, FHLS/M 10.07 - 18.540 FAC, FHLC 10.07 - 18.540 FAK, FAK-L, FALK, FALK-L, FHLK, FHLK/M 10.07 - 18.540 FAS, FALS, FHLS, FHLS/M 10.07 -	Achsausführung / Axle Version:VHK-09-01 Baumuster / Model:22S	(17) (22)		
	 1	Lenkstange / Centre Rod Assembly Schubstange / Push Rod einseitig verstellbar / Adjustable on one side Länge [mm] / Length [mm]:1021 Rohr-Ø [mm] / Pipe Ø [mm]:52 Konusmaß [mm] / Cone Size [mm]:30 mit Zubehör / With accessories	(4) (68) (87) (53) (64) (42) (123)	30585 01 81.46611.6202 ▲ 25353 01 21971 01	
		18.320 FAC, FHLC 10.07 - 18.320 FAS, FHLS, FHLS/M 10.07 - 18.360 FAC, FHLC 10.07 - 18.400 FAC, FHLC 10.07 - 18.400 FAK, FAK-L, FALK, FALK-L, FHLK, FHLK/M 10.07 - 18.400 FAS, FALS, FHLS, FHLS/M 10.07 - 18.440 FAC, FHLC 10.07 - 18.440 FAK, FAK-L, FALK, FALK-L, FHLK, FHLK/M 10.07 - 18.540 FAC, FHLC 10.07 - 18.540 FAK, FAK-L, FALK, FALK-L, FHLK, FHLK/M 10.07 -	RHD  Lenkstockhebel zur 1. VA / Pitman Arm to 1st FA für Lenkgetriebe-ID / For steering gear ID:ZF 8098 Achslast [t] / Axle Load [t]:< 8,3 Baumuster / Model:52S	(48) (101) (18) (22)	
		18.320 FAK, FAK-L, FALK, FALK-L, FHLK, FHLK/M 10.07 - 18.360 FAK, FAK-L, FALK, FALK-L, FHLK, FHLK/M 10.07 - 18.440 FAS, FALS, FHLS, FHLS/M 10.07 - 18.540 FAS, FALS, FHLS, FHLS/M 10.07 -	RHD  Lenkstockhebel zur 1. VA / Pitman Arm to 1st FA für Lenkgetriebe-ID / For steering gear ID:ZF 8098 Baumuster / Model:52S Achslast [t] / Axle Load [t]:<8,3	(48) (101) (22) (18)	
		18.320 FAK, FAK-L, FALK, FALK-L, FHLK, FHLK/M 10.07 - 18.360 FAK, FAK-L, FALK, FALK-L, FHLK, FHLK/M 10.07 - 18.440 FAS, FALS, FHLS, FHLS/M 10.07 - 18.540 FAS, FALS, FHLS, FHLS/M 10.07 -	RHD  Lenkstockhebel zur 1. VA / Pitman Arm to 1st FA für Lenkgetriebe-ID / For steering gear ID:ZF 8098 Baumuster / Model:80S	(48) (101) (22)	
		18.360 FAS, FHLS, FHLS/M 10.07 -	RHD  Lenkstockhebel zur 1. VA / Pitman Arm to 1st FA für Lenkgetriebe-ID / For steering gear ID:ZF 8098 Baumuster / Model:80S	(48) (101) (22)	








TGS		4x4	10.07 -					
 1	Lenkstange / Centre Rod Assembly Schubstange / Push Rod einseitig verstellbar / Adjustable on one side Länge [mm] / Length [mm]:993 Konusmaß [mm] / Cone Size [mm]:30 Rohr-Ø [mm] / Pipe Ø [mm]:52 mit Zubehör / With accessories		(4) (68) (87) (53) (42) (64) (123)		30592 01 81.46611.6198 21971 01 			
	18.320 FAC, FHLC	10.07 -	 Lenkstockhebel zur 1. VA / Pitman Arm to 1st FA Baumuster / Model:22S	(48) (22)				
	18.320 FAK, FAK-L, FALK, FALK-L, FHLK, FHLK/M	10.07 -						
	18.320 FAS, FHLS, FHLS/M	10.07 -						
	18.360 FAC, FHLC	10.07 -						
	18.360 FAK, FAK-L, FALK, FALK-L, FHLK, FHLK/M	10.07 -						
	18.360 FAS, FHLS, FHLS/M	10.07 -						
	18.400 FAC, FHLC	10.07 -						
	18.400 FAK, FAK-L, FALK, FALK-L, FHLK, FHLK/M	10.07 -						
	18.400 FAS, FALS, FHLS, FHLS/M	10.07 -						
	18.440 FAC, FHLC	10.07 -						
	18.440 FAK, FAK-L, FALK, FALK-L, FHLK, FHLK/M	10.07 -						
	18.440 FAS, FALS, FHLS, FHLS/M	10.07 -						
	18.540 FAC, FHLC	10.07 -						
	18.540 FAK, FAK-L, FALK, FALK-L, FHLK, FHLK/M	10.07 -						
18.540 FAS, FALS, FHLS, FHLS/M	10.07 -							
 10	Lenker, Radaufhängung / Track Control Arm Längslenker / Trailing Arm nicht verstellbar / Not adjustable Länge [mm] / Length [mm]:596 Rohr-Ø [mm] / Pipe Ø [mm]:48 Bohrung-Ø 1 / Bohrung-Ø 2 [mm] / Bore Ø 1 / Bore Ø 2 [mm]:19/19 Lochabstand 1/Lochabstand 2 / Hole Pitch 1/ Hole Pitch 2:130/130 Molekularlager / Molecular Bearing		(3) (54) (136) (53) (64) (24) (50) (57)		25041 01 81.43220.6196 ® 30610 01 			
	18.320 FAC, FHLC	10.07 -	 Antriebsachse / Drive Shaft Achsausführung / Axle Version:HP-1352 Achslast [t] / Axle Load [t]:13 Baumuster / Model:22S	(19) (17) (18) (22)				
	18.320 FAS, FHLS, FHLS/M	10.07 -						
	18.360 FAC, FHLC	10.07 -						
	18.400 FAC, FHLC	10.07 -						
	18.400 FAS, FALS, FHLS, FHLS/M	10.07 -						
	18.540 FAC, FHLC	10.07 -						
	18.540 FAK, FAK-L, FALK, FALK-L, FHLK, FHLK/M	10.07 -						
	18.320 FAK, FAK-L, FALK, FALK-L, FHLK, FHLK/M	10.07 -			 Antriebsachse / Drive Shaft Achsausführung / Axle Version:HP-1352 Achslast [t] / Axle Load [t]:13 Baumuster / Model:22S 80S	(19) (17) (18) (22)		
	18.360 FAK, FAK-L, FALK, FALK-L, FHLK, FHLK/M	10.07 -						
	18.360 FAS, FHLS, FHLS/M	10.07 -						
	18.440 FAS, FALS, FHLS, FHLS/M	10.07 -						
	18.540 FAS, FALS, FHLS, FHLS/M	10.07 -						
	18.400 FAK, FAK-L, FALK, FALK-L, FHLK, FHLK/M	10.07 -					 Antriebsachse / Drive Shaft Achsausführung / Axle Version:HP-1352 Achslast [t] / Axle Load [t]:13 Baumuster / Model:22S	(19) (17) (18) (22)
	18.440 FAC, FHLC	10.07 -						
18.440 FAK, FAK-L, FALK, FALK-L, FHLK, FHLK/M	10.07 -							
18.400 FAK, FAK-L, FALK, FALK-L, FHLK, FHLK/M	10.07 -	 Antriebsachse / Drive Shaft Achsausführung / Axle Version:HP-1352 Achsausführung / Axle Version:HPD-1382 Achslast [t] / Axle Load [t]:2x13 Achslast [t] / Axle Load [t]:2x11,5 Baumuster / Model:82S	(19) (17) (17) (17) (18) (18) (22)					
18.440 FAC, FHLC	10.07 -							
18.440 FAK, FAK-L, FALK, FALK-L, FHLK, FHLK/M	10.07 -							













MAN

TGS 4x4 10.07 -







<p> 10</p>	<p>Lenker, Radaufhängung / Track Control Arm (3) Längslenker / Trailing Arm (54) nicht verstellbar / Not adjustable (136) Länge [mm] / Length [mm]:572 (53) Lochabstand 1/Lochabstand 2 / Hole Pitch 1/ Hole Pitch 2:130/130 (50) Bohrung-Ø 1 / Bohrung-Ø 2 [mm] / Bore Ø 1 / Bore Ø 2 [mm]:19/19 (24) Rohr-Ø [mm] / Pipe Ø [mm]:48 (64) Molekularlager / Molecular Bearing (57)</p>	<p>25209 02 81.43220.6229 © 23211 01</p> 
<p> 8</p>	<p>Lenker, Radaufhängung / Track Control Arm (3) Dreieckslenker / A-Frame (31) Dreieckslenker (NKW) / A-Frame (CV) (32) Länge [mm] / Length [mm]:627 (53) Lochabstand 1/Lochabstand 2 / Hole Pitch 1/ Hole Pitch 2:130/130 (50) Bohrung-Ø 1 / Bohrung-Ø 2 [mm] / Bore Ø 1 / Bore Ø 2 [mm]:23/23 (24) Rohr-Ø [mm] / Pipe Ø [mm]:48 (64)</p>	<p>25210 01 81.43270.6096 © 30588 01 © 31139 01</p> 
	<p>18.320 FAC, FHLC 10.07 - 18.320 FAK, FAK-L, FALK, FALK-L, FHLK, FHLK/M 10.07 - 18.320 FAS, FHLS, FHLS/M 10.07 - 18.360 FAC, FHLC 10.07 - 18.360 FAK, FAK-L, FALK, FALK-L, FHLK, FHLK/M 10.07 - 18.360 FAS, FHLS, FHLS/M 10.07 - 18.400 FAC, FHLC 10.07 - 18.400 FAK, FAK-L, FALK, FALK-L, FHLK, FHLK/M 10.07 - 18.400 FAS, FALS, FHLS, FHLS/M 10.07 - 18.440 FAC, FHLC 10.07 - 18.440 FAK, FAK-L, FALK, FALK-L, FHLK, FHLK/M 10.07 - 18.440 FAS, FALS, FHLS, FHLS/M 10.07 - 18.540 FAC, FHLC 10.07 - 18.540 FAK, FAK-L, FALK, FALK-L, FHLK, FHLK/M 10.07 - 18.540 FAS, FALS, FHLS, FHLS/M 10.07 -</p>	<p> Antriebsachse / Drive Shaft (19) Achslast [t] / Axle Load [t]:13 (18) nicht für / Not for:HP-1352 (128) Baumuster / Model:22S (22)</p>











TGS		4x4	10.07 -		
 8	Lenker, Radaufhängung / Track Control Arm Dreieckslenker (NKW) / A-Frame (CV) Dreieckslenker / A-Frame Länge [mm] / Length [mm]:627 Rohr-Ø [mm] / Pipe Ø [mm]:48 Bohrung-Ø 1 / Bohrung-Ø 2 [mm] / Bore Ø 1 / Bore Ø 2 [mm]:25/25/25 Lochabstand 1/Lochabstand 2 / Hole Pitch 1/ Hole Pitch 2:130/130/152 Molekularlager / Molecular Bearing		(3) (32) (31) (53) (64) (24) (50) (57)	26053 01 81.43270.6087 © 25157 01	
	18.320 FAC, FHLC 18.360 FAK, FAK-L, FALK, FALK-L, FHLK, FHLK/M 18.360 FAS, FHLS, FHLS/M 18.440 FAS, FALS, FHLS, FHLS/M 18.540 FAS, FALS, FHLS, FHLS/M	10.07 - 10.07 - 10.07 - 10.07 - 10.07 -	 Antriebsachse / Drive Shaft Achsausführung / Axle Version:HP-1352 Achslast [t] / Axle Load [t]:>13 Baumuster / Model:22S Ausrichtung des Zentralgelenkes beachten! / Observe alignment of central link	(19) (17) (18) (22) (20)	
	18.320 FAC, FHLC 18.360 FAK, FAK-L, FALK, FALK-L, FHLK, FHLK/M 18.360 FAS, FHLS, FHLS/M 18.440 FAS, FALS, FHLS, FHLS/M 18.540 FAS, FALS, FHLS, FHLS/M	10.07 - 10.07 - 10.07 - 10.07 - 10.07 -	 Antriebsachse / Drive Shaft Achsausführung / Axle Version:HP-1352 Achslast [t] / Axle Load [t]:>13 Baumuster / Model:22S 80S Ausrichtung des Zentralgelenkes beachten! / Observe alignment of central link	(19) (17) (18) (22) (20)	
	18.320 FAS, FHLS, FHLS/M 18.360 FAC, FHLC 18.400 FAC, FHLC 18.440 FAC, FHLC 18.540 FAC, FHLC 18.540 FAK, FAK-L, FALK, FALK-L, FHLK, FHLK/M	10.07 - 10.07 - 10.07 - 10.07 - 10.07 - 10.07 -	 Antriebsachse / Drive Shaft Achsausführung / Axle Version:HP-1352 Achslast [t] / Axle Load [t]:>13 Baumuster / Model:22S Ausrichtung des Zentralgelenkes beachten! / Observe alignment of central link	(19) (17) (18) (22) (20)	
	18.400 FAK, FAK-L, FALK, FALK-L, FHLK, FHLK/M 18.400 FAS, FALS, FHLS, FHLS/M 18.440 FAK, FAK-L, FALK, FALK-L, FHLK, FHLK/M	10.07 - 10.07 - 10.07 -	 Antriebsachse / Drive Shaft Achsausführung / Axle Version:HP-1352 Achsausführung / Axle Version:HPD-1382 Baumuster / Model:82S Achsausführung / Axle Version:6x6 Achslast [t] / Axle Load [t]:2x13 Achslast [t] / Axle Load [t]:2x11,5 Ausrichtung des Zentralgelenkes beachten! / Observe alignment of central link	(19) (17) (17) (22) (17) (18) (18) (20)	
	18.400 FAK, FAK-L, FALK, FALK-L, FHLK, FHLK/M 18.400 FAS, FALS, FHLS, FHLS/M 18.440 FAK, FAK-L, FALK, FALK-L, FHLK, FHLK/M	10.07 - 10.07 - 10.07 -	 Antriebsachse / Drive Shaft Achsausführung / Axle Version:HP-1352 Achslast [t] / Axle Load [t]:>13 Baumuster / Model:22S Ausrichtung des Zentralgelenkes beachten! / Observe alignment of central link	(19) (17) (18) (22) (20)	
	 Lenker, Radaufhängung / Track Control Arm Vierpunktenker (NKW) / Four-Point Steering Arm (CV) nicht verstellbar / Not adjustable Länge [mm] / Length [mm]:572 Bohrung-Ø [mm] / Bore Ø [mm]:25 Lochabstand 1/Lochabstand 2 / Hole Pitch 1/ Hole Pitch 2:130 Molekularlager / Molecular Bearing	(3) (70) (136) (53) (26) (60) (57)	27601 01 81.43220.6327 © 30751 01		
18.320 FAC, FHLC 18.320 FAK, FAK-L, FALK, FALK-L, FHLK, FHLK/M 18.320 FAS, FHLS, FHLS/M 18.360 FAC, FHLC 18.360 FAK, FAK-L, FALK, FALK-L, FHLK, FHLK/M 18.360 FAS, FHLS, FHLS/M 18.400 FAC, FHLC 18.400 FAK, FAK-L, FALK, FALK-L, FHLK, FHLK/M 18.400 FAS, FALS, FHLS, FHLS/M 18.440 FAC, FHLC 18.440 FAK, FAK-L, FALK, FALK-L, FHLK, FHLK/M 18.440 FAS, FALS, FHLS, FHLS/M 18.540 FAC, FHLC 18.540 FAK, FAK-L, FALK, FALK-L, FHLK, FHLK/M 18.540 FAS, FALS, FHLS, FHLS/M		10.07 - 10.07 - 10.07 - 10.07 - 10.07 - 10.07 - 10.07 - 10.07 - 10.07 - 10.07 - 10.07 - 10.07 - 10.07 - 10.07 -	 Achslast [t] / Axle Load [t]:>13,0 Antriebsachse / Drive Shaft Baumuster / Model:22S Hochlastpaket / High-load package	(18) (19) (22) (38)	



MAN

TGS		4x4	10.07 -			
 13	Stange/Strebe, Stabilisator / Link Stabiliser Koppelstange / Coupling Rod Länge [mm] / Length [mm]:450 Rohr-Ø [mm] / Pipe Ø [mm]:50 Bohrung-Ø [mm] / Bore Ø [mm]:22			(9) (43) (53) (64) (26)	34597 01 82.43718.5028 	
	18.320 FAK, FAK-L, FALK, FALK-L, FHLK, FHLK/M 10.07 - 18.360 FAK, FAK-L, FALK, FALK-L, FHLK, FHLK/M 10.07 - 18.360 FAS, FHLS, FHLS/M 10.07 - 18.440 FAS, FALS, FHLS, FHLS/M 10.07 - 18.540 FAS, FALS, FHLS, FHLS/M 10.07 -				Achsausführung / Axle Version:HP-1352 Baumuster / Model:80S	(17) (22)
	18.400 FAS, FALS, FHLS, FHLS/M 10.07 - 18.440 FAK, FAK-L, FALK, FALK-L, FHLK, FHLK/M 10.07 -				 1.HA / 1st RA 2.HA / 2nd RA Achsausführung / Axle Version:HP-1352 Achsausführung / Axle Version:HPD-1382 Baumuster / Model:82S	(12) (14) (17) (17) (22)
 13	Stange/Strebe, Stabilisator / Link Stabiliser Koppelstange / Coupling Rod Länge [mm] / Length [mm]:400 Rohr-Ø [mm] / Pipe Ø [mm]:50 Bohrung-Ø [mm] / Bore Ø [mm]:22			(9) (43) (53) (64) (26)	34598 01 81.43718.5133 	
	18.320 FAC, FHLC 10.07 - 18.320 FAK, FAK-L, FALK, FALK-L, FHLK, FHLK/M 10.07 - 18.320 FAS, FHLS, FHLS/M 10.07 - 18.360 FAC, FHLC 10.07 - 18.360 FAK, FAK-L, FALK, FALK-L, FHLK, FHLK/M 10.07 - 18.360 FAS, FHLS, FHLS/M 10.07 - 18.400 FAC, FHLC 10.07 - 18.400 FAK, FAK-L, FALK, FALK-L, FHLK, FHLK/M 10.07 - 18.400 FAS, FALS, FHLS, FHLS/M 10.07 - 18.440 FAC, FHLC 10.07 - 18.440 FAK, FAK-L, FALK, FALK-L, FHLK, FHLK/M 10.07 - 18.440 FAS, FALS, FHLS, FHLS/M 10.07 - 18.540 FAC, FHLC 10.07 - 18.540 FAK, FAK-L, FALK, FALK-L, FHLK, FHLK/M 10.07 - 18.540 FAS, FALS, FHLS, FHLS/M 10.07 -				 Achsausführung / Axle Version:HP-1352 Baumuster / Model:22S	(17) (22)

















TGS		6x2	10.07 -			
19	Lenker, Radaufhängung / Track Control Arm Querlenker / Control Arm nicht verstellbar / Not adjustable Länge [mm] / Length [mm]:941 Lochabstand 1/Lochabstand 2 / Hole Pitch 1/ Hole Pitch 2:115/115 Bohrung-Ø 1 / Bohrung-Ø 2 [mm] / Bore Ø 1 / Bore Ø 2 [mm]:17/17 Rohr-Ø [mm] / Pipe Ø [mm]:60 Molekularlager / Molecular Bearing	(3) (61) (136) (53) (50) (24) (64) (57)		25207 01 81.43220.6260 © 25208 01		
	24.320 FNLLW/N 10.07 - 24.360 FNLLW/N 10.07 - 24.400 FNLLW/N 10.07 -		 Achslast [t] / Axle Load [t]:7,5 Baumuster / Model:45S	(18) (22)		
6	Spurstange / Rod Assembly Führungsstange / Guide Rod einseitig verstellbar / Adjustable on one side Länge [mm] / Length [mm]:1679 Konusmaß [mm] / Cone Size [mm]:30 Rohr-Ø [mm] / Pipe Ø [mm]:52 mit Zubehör / With accessories	(7) (35) (87) (53) (42) (64) (123)		25395 01 81.46711.6921 ▲ 21440 01 21971 01		
	24.320 FNLLW/N 10.07 - 24.360 FNLLW/N 10.07 - 24.400 FNLLW/N 10.07 - 24.440 FNLLW/N 10.07 -		Achsausführung / Axle Version:VOK-08-01 Scheibenbremse / Disc Brake Baumuster / Model:24S gekrüpfte Vorderachse / Dropped front axle	(17) (66) (22) (110)		
	24.360 FPLS, FPLRS 10.07 - 24.400 FPLS, FPLRS 10.07 - 24.440 FPLS, FPLRS 10.07 - 24.480 FPLS, FPLRS 10.07 - 24.540 FPLS, FPLRS 10.07 -		Achsausführung / Axle Version:VOK-08 Achsausführung / Axle Version:VOK-09 Scheibenbremse / Disc Brake Baumuster / Model:24S gekrüpfte Vorderachse / Dropped front axle	(17) (17) (66) (22) (110)		
	1	Lenkstange / Centre Rod Assembly Schubstange / Push Rod einseitig verstellbar / Adjustable on one side Länge [mm] / Length [mm]:993 Konusmaß [mm] / Cone Size [mm]:30 Rohr-Ø [mm] / Pipe Ø [mm]:52 mit Zubehör / With accessories	(4) (68) (87) (53) (42) (64) (123)		30592 01 81.46611.6198 21971 01 ▲ 25353 01	
		24.360 FPLS, FPLRS 10.07 - 24.400 FPLS, FPLRS 10.07 - 24.440 FPLS, FPLRS 10.07 - 24.480 FPLS, FPLRS 10.07 - 24.540 FPLS, FPLRS 10.07 -		 Lenkstockhebel zur 1. VA / Pitman Arm to 1st FA Baumuster / Model:24S	(48) (22)	
	28.320 FNLS 07.08 - 28.360 FNLS 08.08 - 28.400 FNLS 08.08 - 28.440 FNLS 08.08 - 28.480 FNLS 08.08 - 28.540 FNLS 02.09 -		 Lenkstockhebel zur 1. VA / Pitman Arm to 1st FA Baumuster / Model:89S	(48) (22)		
1	Lenkstange / Centre Rod Assembly Schubstange / Push Rod einseitig verstellbar / Adjustable on one side Länge [mm] / Length [mm]:967 Konusmaß [mm] / Cone Size [mm]:30 Rohr-Ø [mm] / Pipe Ø [mm]:52 mit Zubehör / With accessories	(4) (68) (87) (53) (42) (64) (123)		30593 01 81.46611.6200 ▲ 25353 01 21971 01		
	24.320 FNLLW/N 10.07 - 24.360 FNLLW/N 10.07 - 24.400 FNLLW/N 10.07 - 24.440 FNLLW/N 10.07 -		 Lenkstockhebel zur 1. VA / Pitman Arm to 1st FA Baumuster / Model:45S	(48) (22)		



MAN

TGS 6x2 10.07 -

 10	Lenker, Radaufhängung / Track Control Arm Längslenker / Trailing Arm nicht verstellbar / Not adjustable Länge [mm] / Length [mm]:572 Lochabstand 1/Lochabstand 2 / Hole Pitch 1/ Hole Pitch 2:130/130 Bohrung-Ø 1 / Bohrung-Ø 2 [mm] / Bore Ø 1 / Bore Ø 2 [mm]:19/19 Rohr-Ø [mm] / Pipe Ø [mm]:48 Molekularlager / Molecular Bearing	(3) (54) (136) (53) (50) (24) (64) (57)		25209 02 81.43220.6229 ® 23211 01
	24.320 FNLLW/N 10.07 - 24.360 FNLLW/N 10.07 - 24.400 FNLLW/N 10.07 - 24.440 FNLLW/N 10.07 -	 Antriebsachse / Drive Shaft Schleppachse / trailing axle Baumuster / Model:45S	(19) (67) (22)	
24.360 FPLS, FPLRS 10.07 - 24.400 FPLS, FPLRS 10.07 - 24.440 FPLS, FPLRS 10.07 - 24.480 FPLS, FPLRS 10.07 - 24.540 FPLS, FPLRS 10.07 -	 Antriebsachse / Drive Shaft Vorlaufachse / Leading Axle Baumuster / Model:24S	(19) (71) (22)		
 8	Lenker, Radaufhängung / Track Control Arm Dreieckslenker / A-Frame Dreieckslenker (NKW) / A-Frame (CV) Länge [mm] / Length [mm]:627 Lochabstand 1/Lochabstand 2 / Hole Pitch 1/ Hole Pitch 2:130/130 Bohrung-Ø 1 / Bohrung-Ø 2 [mm] / Bore Ø 1 / Bore Ø 2 [mm]:23/23 Rohr-Ø [mm] / Pipe Ø [mm]:48	(3) (31) (32) (53) (50) (24) (64)		25210 01 81.43270.6096 ® 30588 01 ® 31139 01
	24.320 FNLLW/N 10.07 - 24.360 FNLLW/N 10.07 - 24.400 FNLLW/N 10.07 - 24.440 FNLLW/N 10.07 -	 Antriebsachse / Drive Shaft Achslast [t] / Axle Load [t]:11,5 Baumuster / Model:45S	(19) (18) (22)	
24.360 FPLS, FPLRS 10.07 - 24.400 FPLS, FPLRS 10.07 - 24.440 FPLS, FPLRS 10.07 - 24.480 FPLS, FPLRS 10.07 - 24.540 FPLS, FPLRS 10.07 -	 Vorlaufachse / Leading Axle Antriebsachse / Drive Shaft Baumuster / Model:24S	(71) (19) (22)		
 8	Lenker, Radaufhängung / Track Control Arm Dreieckslenker (NKW) / A-Frame (CV) Länge [mm] / Length [mm]:627 Lochabstand 1/Lochabstand 2 / Hole Pitch 1/ Hole Pitch 2:130/130 Bohrung-Ø 1 / Bohrung-Ø 2 [mm] / Bore Ø 1 / Bore Ø 2 [mm]:23/23 Lochabstand 1/Lochabstand 2 / Hole Pitch 1/ Hole Pitch 2:152 Bohrung-Ø [mm] / Bore Ø [mm]:25 Rohr-Ø [mm] / Pipe Ø [mm]:48 Molekularlager / Molecular Bearing	(3) (32) (53) (50) (24) (50) (26) (64) (57)		25211 01 81.43270.6097
	24.320 FNLLW/N 10.07 - 24.360 FNLLW/N 10.07 - 24.400 FNLLW/N 10.07 - 24.440 FNLLW/N 10.07 -	 Nachlaufachse / Trailing Axle Baumuster / Model:45S	(59) (22)	
	Lenker, Radaufhängung / Track Control Arm Vierpunktlenker (NKW) / Four-Point Steering Arm (CV) nicht verstellbar / Not adjustable Länge [mm] / Length [mm]:572 Bohrung-Ø [mm] / Bore Ø [mm]:25 Lochabstand 1/Lochabstand 2 / Hole Pitch 1/ Hole Pitch 2:130 Molekularlager / Molecular Bearing	(3) (70) (136) (53) (26) (50) (57)		27601 01 81.43220.6327 ® 30751 01
	24.360 FPLS, FPLRS 10.07 - 24.400 FPLS, FPLRS 10.07 - 24.440 FPLS, FPLRS 10.07 - 24.480 FPLS, FPLRS 10.07 - 24.540 FPLS, FPLRS 10.07 -	 Antriebsachse / Drive Shaft Baumuster / Model:24S	(19) (22)	






Pos



Ref.





MAN

TGS		6x2	10.07 -				
 8	Lenker, Radaufhängung / Track Control Arm Dreieckslenker (NKW) / A-Frame (CV) Länge [mm] / Length [mm]:713 Länge [mm] / Length [mm]:578,6 Rohr-Ø [mm] / Pipe Ø [mm]:48 Bohrung-Ø 1 / Bohrung-Ø 2 [mm] / Bore Ø 1 / Bore Ø 2 [mm]:25/23/23 Lochabstand 1/Lochabstand 2 / Hole Pitch 1/ Hole Pitch 2:130/130/130 Molekularlager / Molecular Bearing	(3) (32) (53) (53) (64) (24) (50) (57)		34368 01 81.43270.6102 © 25157 01			
	24.360 FPLS, FPLRS 10.07 - 24.400 FPLS, FPLRS 10.07 - 24.440 FPLS, FPLRS 10.07 - 24.480 FPLS, FPLRS 10.07 - 24.540 FPLS, FPLRS 10.07 -		 Vorlaufachse / Leading Axle Baumuster / Model:24S	(71) (22)			
	 7	Spurstange / Rod Assembly Führungsstange / Guide Rod einseitig verstellbar / Adjustable on one side Länge [mm] / Length [mm]:1392 Konusmaß [mm] / Cone Size [mm]:30 Rohr-Ø [mm] / Pipe Ø [mm]:60 mit Zubehör / With accessories	(7) (35) (87) (53) (42) (64) (123)			34594 01 81.46711.6865 ▲ 25353 01 21971 01	
	24.360 FPLS, FPLRS 10.07 - 24.400 FPLS, FPLRS 10.07 - 24.440 FPLS, FPLRS 10.07 - 24.480 FPLS, FPLRS 10.07 - 24.540 FPLS, FPLRS 10.07 -		Vorlaufachse / Leading Axle für Fahrzeuge mit gelenkter Vorlaufachse / For vehicles with hinged leading axle Achsausführung / Axle Version:LOL-08 Baumuster / Model:24S	(71) (96) (17) (22)			











MAN

TGS 6x2/2/4 10.07 -

19	Lenker, Radaufhängung / Track Control Arm Querlenker / Control Arm nicht verstellbar / Not adjustable Länge [mm] / Length [mm]:941 Lochabstand 1/Lochabstand 2 / Hole Pitch 1/ Hole Pitch 2:115/115 Bohrung-Ø 1 / Bohrung-Ø 2 [mm] / Bore Ø 1 / Bore Ø 2 [mm]:17/17 Rohr-Ø [mm] / Pipe Ø [mm]:60 Molekularlager / Molecular Bearing	(3) (61) (136) (53) (50) (24) (64) (57)	25207 01 81.43220.6260 ® 25208 01	
	26.320 FNLC, FNLRC, FNLLC, FNLLRC, FNLLW, FVLC 07.08 - 26.320 FNLS, FNLSR, FNLLS, FPLS, FLVS 07.08 - 26.360 FNLC, FNLRC, FNLLC, FNLLRC, FVLC 08.08 - 26.360 FNLS, FNLLS, FNLSR, FPLS, FPLRS, FVLS 08.08 - 26.400 FNLC, FNLRC, FNLLC, FNLLRC, FVLC, FNLLW 02.09 - 26.400 FNLS, FNLSR, FNLLS, FNLLRS 02.09 - 26.440 FNLC, FNLLC, FNLLW, FVLC 02.09 - 26.440 FNLS, FNLLS, FPLS, FVLS 02.09 - 26.480 FNLC, FNLLC, FNLLRC, FNLLW, FVLC 02.09 - 26.480 FNLS, FNLLS 02.09 - 26.540 FNLC, FNLRC, FNLLC, FNLLRC, FNLLW, FVLC 02.09 - 26.540 FNLS, FNLLS, FVLS 02.09 -		Baumuster / Model:21S (22)	
6	Spurstange / Rod Assembly Führungsstange / Guide Rod einseitig verstellbar / Adjustable on one side Länge [mm] / Length [mm]:1679 Konusmaß [mm] / Cone Size [mm]:30 Rohr-Ø [mm] / Pipe Ø [mm]:52 mit Zubehör / With accessories	(7) (35) (87) (53) (42) (64) (123)	25395 01 81.46711.6921 21440 01 21971 01	
	26.320 FNLC, FNLRC, FNLLC, FNLLRC, FNLLW, FVLC 07.08 - 26.320 FNLS, FNLSR, FNLLS, FPLS, FLVS 07.08 - 26.360 FNLC, FNLRC, FNLLC, FNLLRC, FVLC 08.08 - 26.360 FNLS, FNLLS, FNLSR, FPLS, FPLRS, FVLS 08.08 - 26.400 FNLC, FNLRC, FNLLC, FNLLRC, FVLC, FNLLW 02.09 - 26.440 FNLC, FNLLC, FNLLW, FVLC 02.09 - 26.440 FNLS, FNLLS, FPLS, FVLS 02.09 - 26.480 FNLC, FNLLC, FNLLRC, FNLLW, FVLC 02.09 - 26.480 FNLS, FNLLS 02.09 - 26.540 FNLC, FNLRC, FNLLC, FNLLRC, FNLLW, FVLC 02.09 - 26.540 FNLS, FNLLS, FVLS 02.09 - 26.400 FNLS, FNLSR, FNLLS, FNLLRS 02.09 -		Baumuster / Model:18S 21S 24S gekrüpfte Vorderachse / Dropped front axle (22) (110)	
			Baumuster / Model:18S 21S gekrüpfte Vorderachse / Dropped front axle (22) (110)	





TGS 6x2/2/4 10.07 -

 1 Lenkstange / Centre Rod Assembly Schubstange / Push Rod einseitig verstellbar / Adjustable on one side Länge [mm] / Length [mm]:993 Konusmaß [mm] / Cone Size [mm]:30 Rohr-Ø [mm] / Pipe Ø [mm]:52 mit Zubehör / With accessories	(4)	30592 01	81.46611.6198
	(68)	21971 01	
	(87)	25353 01	
	(53)		
	(42)		
	(64)		
	(123)		
26.320 FNLC, FNLRC, FNLLC, FNLLRC, FNLLW, FVLC 07.08 - 26.320 FNLS, FNLRs, FNLLS, FPLS, FLVS 07.08 - 26.360 FNLC, FNLRC, FNLLC, FNLLRC, FVLC 08.08 - 26.360 FNLS, FNLLS, FNLRs, FPLS, FPLRS, FVLS 08.08 - 26.400 FNLC, FNLRC, FNLLC, FNLLRC, FVLC, FNLLW 02.09 - 26.440 FNLC, FNLLC, FNLLW, FVLC 02.09 - 26.440 FNLS, FNLLS, FPLS, FVLS 02.09 - 26.480 FNLC, FNLLC, FNLLRC, FNLLW, FVLC 02.09 - 26.480 FNLS, FNLLS 02.09 - 26.540 FNLC, FNLRC, FNLLC, FNLLRC, FNLLW, FVLC 02.09 - 26.540 FNLS, FNLLS, FVLS 02.09 - 26.400 FNLS, FNLRs, FNLLS, FNLLRS 02.09 -		 Lenkstockhebel zur 1. VA / Pitman Arm to 1st FA (48) Baumuster / Model:18S 24S (22)	
26.400 FNLS, FNLRs, FNLLS, FNLLRS		 Lenkstockhebel zur 1. VA / Pitman Arm to 1st FA (48) Baumuster / Model:18S (22)	
28.320 FNLC 07.08 -		 Lenkstockhebel zur 1. VA / Pitman Arm to 1st FA (48) Baumuster / Model:89S (22)	
28.360 FNLC 08.08 - 28.400 FNLC 08.08 - 28.440 FNLC 08.08 - 28.480 FNLC 08.08 - 28.540 FNLC 02.09 -		 Lenkstockhebel zur 1. VA / Pitman Arm to 1st FA (48) Baumuster / Model:74S 89S (22)	
1 Lenkstange / Centre Rod Assembly Schubstange / Push Rod einseitig verstellbar / Adjustable on one side Länge [mm] / Length [mm]:967 Konusmaß [mm] / Cone Size [mm]:30 Rohr-Ø [mm] / Pipe Ø [mm]:52 mit Zubehör / With accessories	(4)	30593 01	81.46611.6200
(68)	25353 01		
(87)	21971 01		
(53)			
(42)			
(64)			
(123)			
26.320 FNLC, FNLRC, FNLLC, FNLLRC, FNLLW, FVLC 07.08 - 26.320 FNLS, FNLRs, FNLLS, FPLS, FLVS 07.08 - 26.360 FNLC, FNLRC, FNLLC, FNLLRC, FVLC 08.08 - 26.360 FNLS, FNLLS, FNLRs, FPLS, FPLRS, FVLS 08.08 - 26.400 FNLC, FNLRC, FNLLC, FNLLRC, FVLC, FNLLW 02.09 - 26.400 FNLS, FNLRs, FNLLS, FNLLRS 02.09 - 26.440 FNLC, FNLLC, FNLLW, FVLC 02.09 - 26.440 FNLS, FNLLS, FPLS, FVLS 02.09 - 26.480 FNLC, FNLLC, FNLLRC, FNLLW, FVLC 02.09 - 26.480 FNLS, FNLLS 02.09 - 26.540 FNLC, FNLRC, FNLLC, FNLLRC, FNLLW, FVLC 02.09 - 26.540 FNLS, FNLLS, FVLS 02.09 -		 Lenkstockhebel zur 1. VA / Pitman Arm to 1st FA (48) Baumuster / Model:21S (22)	










MAN

TGS 6x2/2/4 10.07 -

 <div style="border: 1px solid black; padding: 2px; display: inline-block;">4</div>	<p>Spurstangenkopf / Tie Rod End am Lenkzylinder / At steering cylinder Länge [mm] / Length [mm]:75 Innengewinde / Inner Thread Gewindemaß / Thread Size:M26x1,5 Konusmaß [mm] / Cone Size [mm]:30 mit Zubehör / With accessories</p>	(8) (78) (53) (40) (37) (42) (123)	<div style="text-align: right;"> 33772 01 81.95301.6280 </div> 																								
	<table border="0"> <tr><td>26.320 FNLC, FNLRC, FNLLC, FNLLRC, FNLLW, FVLC</td><td style="text-align: right;">07.08 -</td></tr> <tr><td>26.320 FNLS, FNLSR, FNLLS, FPLS, FLVS</td><td style="text-align: right;">07.08 -</td></tr> <tr><td>26.360 FNLC, FNLRC, FNLLC, FNLLRC, FVLC</td><td style="text-align: right;">08.08 -</td></tr> <tr><td>26.360 FNLS, FNLLS, FNLSR, FPLS, FPLRS, FVLS</td><td style="text-align: right;">08.08 -</td></tr> <tr><td>26.400 FNLC, FNLRC, FNLLC, FNLLRC, FVLC, FNLLW</td><td style="text-align: right;">02.09 -</td></tr> <tr><td>26.400 FNLS, FNLSR, FNLLS, FNLLRS</td><td style="text-align: right;">02.09 -</td></tr> <tr><td>26.440 FNLC, FNLLC, FNLLW, FVLC</td><td style="text-align: right;">02.09 -</td></tr> <tr><td>26.440 FNLS, FNLLS, FPLS, FVLS</td><td style="text-align: right;">02.09 -</td></tr> <tr><td>26.480 FNLC, FNLLC, FNLLRC, FNLLW, FVLC</td><td style="text-align: right;">02.09 -</td></tr> <tr><td>26.480 FNLS, FNLLS</td><td style="text-align: right;">02.09 -</td></tr> <tr><td>26.540 FNLC, FNLRC, FNLLC, FNLLRC, FNLLW, FVLC</td><td style="text-align: right;">02.09 -</td></tr> <tr><td>26.540 FNLS, FNLLS, FVLS</td><td style="text-align: right;">02.09 -</td></tr> </table>	26.320 FNLC, FNLRC, FNLLC, FNLLRC, FNLLW, FVLC	07.08 -	26.320 FNLS, FNLSR, FNLLS, FPLS, FLVS	07.08 -	26.360 FNLC, FNLRC, FNLLC, FNLLRC, FVLC	08.08 -	26.360 FNLS, FNLLS, FNLSR, FPLS, FPLRS, FVLS	08.08 -	26.400 FNLC, FNLRC, FNLLC, FNLLRC, FVLC, FNLLW	02.09 -	26.400 FNLS, FNLSR, FNLLS, FNLLRS	02.09 -	26.440 FNLC, FNLLC, FNLLW, FVLC	02.09 -	26.440 FNLS, FNLLS, FPLS, FVLS	02.09 -	26.480 FNLC, FNLLC, FNLLRC, FNLLW, FVLC	02.09 -	26.480 FNLS, FNLLS	02.09 -	26.540 FNLC, FNLRC, FNLLC, FNLLRC, FNLLW, FVLC	02.09 -	26.540 FNLS, FNLLS, FVLS	02.09 -		<p>① am Lenkzylinder / At steering cylinder (78) für Fahrzeuge mit gelenkter Nachlaufachse / For vehicles with hinged (95) trailing axle Baumuster / Model:18S 21S (22)</p>
26.320 FNLC, FNLRC, FNLLC, FNLLRC, FNLLW, FVLC	07.08 -																										
26.320 FNLS, FNLSR, FNLLS, FPLS, FLVS	07.08 -																										
26.360 FNLC, FNLRC, FNLLC, FNLLRC, FVLC	08.08 -																										
26.360 FNLS, FNLLS, FNLSR, FPLS, FPLRS, FVLS	08.08 -																										
26.400 FNLC, FNLRC, FNLLC, FNLLRC, FVLC, FNLLW	02.09 -																										
26.400 FNLS, FNLSR, FNLLS, FNLLRS	02.09 -																										
26.440 FNLC, FNLLC, FNLLW, FVLC	02.09 -																										
26.440 FNLS, FNLLS, FPLS, FVLS	02.09 -																										
26.480 FNLC, FNLLC, FNLLRC, FNLLW, FVLC	02.09 -																										
26.480 FNLS, FNLLS	02.09 -																										
26.540 FNLC, FNLRC, FNLLC, FNLLRC, FNLLW, FVLC	02.09 -																										
26.540 FNLS, FNLLS, FVLS	02.09 -																										









TGS 6x2/2/4 10.07 -

<p> 10</p>	<p>Lenker, Radaufhängung / Track Control Arm Längslenker / Trailing Arm nicht verstellbar / Not adjustable Länge [mm] / Length [mm]:572 Lochabstand 1/Lochabstand 2 / Hole Pitch 1/ Hole Pitch 2:130/130 Bohrung-Ø 1 / Bohrung-Ø 2 [mm] / Bore Ø 1 / Bore Ø 2 [mm]:19/19 Rohr-Ø [mm] / Pipe Ø [mm]:48 Molekularlager / Molecular Bearing</p>	<p>(3) (54) (136) (53) (50) (24) (64) (57)</p>	<p>25209 02 81.43220.6229 ® 23211 01</p> 
<p>26.320 FNLC, FNLRC, FNLLC, FNLLRC, FNLLW, FVLC 07.08 - 26.320 FNLS, FNLSR, FNLLS, FPLS, FLVS 07.08 - 26.360 FNLC, FNLRC, FNLLC, FNLLRC, FVLC 08.08 - 26.360 FNLS, FNLLS, FNLSR, FPLS, FPLRS, FVLS 08.08 - 26.400 FNLC, FNLRC, FNLLC, FNLLRC, FVLC, FNLLW 02.09 - 26.440 FNLS, FNLLS, FPLS, FVLS 02.09 - 26.480 FNLC, FNLLC, FNLLRC, FNLLW, FVLC 02.09 - 26.480 FNLS, FNLLS 02.09 - 26.540 FNLC, FNLRC, FNLLC, FNLLRC, FNLLW, FVLC 02.09 - 26.540 FNLS, FNLLS, FVLS 02.09 -</p>		<p> für Fahrzeuge mit gelenkter Nachlaufachse / For vehicles with hinged trailing axle (95) Baumuster / Model:18S 21S (22)</p>	
<p>26.320 FNLC, FNLRC, FNLLC, FNLLRC, FNLLW, FVLC 07.08 - 26.320 FNLS, FNLSR, FNLLS, FPLS, FLVS 07.08 - 26.360 FNLC, FNLRC, FNLLC, FNLLRC, FVLC 08.08 - 26.360 FNLS, FNLLS, FNLSR, FPLS, FPLRS, FVLS 08.08 - 26.400 FNLC, FNLRC, FNLLC, FNLLRC, FVLC, FNLLW 02.09 - 26.440 FNLS, FNLLS, FPLS, FVLS 02.09 - 26.480 FNLC, FNLLC, FNLLRC, FNLLW, FVLC 02.09 - 26.480 FNLS, FNLLS 02.09 - 26.540 FNLC, FNLRC, FNLLC, FNLLRC, FNLLW, FVLC 02.09 - 26.540 FNLS, FNLLS, FVLS 02.09 -</p>		<p>Antriebsachse / Drive Shaft (19) Baumuster / Model:18S 21S 24S (22)</p>	
<p>26.320 FNLC, FNLRC, FNLLC, FNLLRC, FNLLW, FVLC 07.08 - 26.320 FNLS, FNLSR, FNLLS, FPLS, FLVS 07.08 - 26.360 FNLC, FNLRC, FNLLC, FNLLRC, FVLC 08.08 - 26.360 FNLS, FNLLS, FNLSR, FPLS, FPLRS, FVLS 08.08 - 26.400 FNLC, FNLRC, FNLLC, FNLLRC, FVLC, FNLLW 02.09 - 26.440 FNLS, FNLLS, FPLS, FVLS 02.09 - 26.480 FNLC, FNLLC, FNLLRC, FNLLW, FVLC 02.09 - 26.480 FNLS, FNLLS 02.09 - 26.540 FNLC, FNLRC, FNLLC, FNLLRC, FNLLW, FVLC 02.09 - 26.540 FNLS, FNLLS, FVLS 02.09 -</p>		<p> für Fahrzeuge mit starrer Nachlaufachse / For vehicles with rigid trailing axle (97) Baumuster / Model:18S 21S (22)</p>	
<p>26.400 FNLS, FNLSR, FNLLS, FNLLRS 02.09 -</p>		<p>Antriebsachse / Drive Shaft (19) Baumuster / Model:18S 21S (22)</p>	
<p>26.400 FNLS, FNLSR, FNLLS, FNLLRS 02.09 -</p>		<p> für Fahrzeuge mit gelenkter Nachlaufachse / For vehicles with hinged trailing axle (95) Baumuster / Model:18S 21S (22)</p>	
<p>26.400 FNLS, FNLSR, FNLLS, FNLLRS 02.09 -</p>		<p> für Fahrzeuge mit starrer Nachlaufachse / For vehicles with rigid trailing axle (97) Baumuster / Model:18S 21S (22)</p>	
<p>26.440 FNLC, FNLLC, FNLLW, FVLC 02.09 -</p>		<p>Antriebsachse / Drive Shaft (19) Baumuster / Model:18S 21S 24S (22)</p>	
<p>26.440 FNLC, FNLLC, FNLLW, FVLC 02.09 -</p>		<p> für Fahrzeuge mit starrer Nachlaufachse / For vehicles with rigid trailing axle (97) Baumuster / Model:18S 21S (22)</p>	











MAN

TGS 6x2/2/4 10.07 -








 8	Lenker, Radaufhängung / Track Control Arm Dreieckslenker / A-Frame Dreieckslenker (NKW) / A-Frame (CV) Länge [mm] / Length [mm]:627 Lochabstand 1/Lochabstand 2 / Hole Pitch 1/ Hole Pitch 2:130/130 Bohrung-Ø 1 / Bohrung-Ø 2 [mm] / Bore Ø 1 / Bore Ø 2 [mm]:23/23 Rohr-Ø [mm] / Pipe Ø [mm]:48	(3) (31) (32) (53) (50) (24) (64)	25210 01 81.43270.6096 © 30588 01 © 31139 01		
	26.320 FNLS, FNLSR, FNLLS, FPLS, FLVS 07.08 - 26.360 FNLC, FNLCR, FNLLC, FNLLRC, FVLC 08.08 - 26.360 FNLS, FNLLS, FNLSR, FPLS, FPLRS, FVLS 08.08 - 26.400 FNLC, FNLCR, FNLLC, FNLLRC, FVLC, FNLLW 02.09 - 26.440 FNLC, FNLLC, FNLLW, FVLC 02.09 - 26.440 FNLS, FNLLS, FPLS, FVLS 02.09 - 26.480 FNLC, FNLLC, FNLLRC, FNLLW, FVLC 02.09 - 26.480 FNLS, FNLLS 02.09 - 26.540 FNLC, FNLCR, FNLLC, FNLLRC, FNLLW, FVLC 02.09 - 26.540 FNLS, FNLLS, FVLS 02.09 - 26.400 FNLS, FNLSR, FNLLS, FNLLRS 02.09 -	Antriebsachse / Drive Shaft Baumuster / Model:18S 21S 24S	(19) (22)		
 8	Lenker, Radaufhängung / Track Control Arm Dreieckslenker (NKW) / A-Frame (CV) Länge [mm] / Length [mm]:627 Lochabstand 1/Lochabstand 2 / Hole Pitch 1/ Hole Pitch 2:130/130 Bohrung-Ø 1 / Bohrung-Ø 2 [mm] / Bore Ø 1 / Bore Ø 2 [mm]:23/23 Lochabstand 1/Lochabstand 2 / Hole Pitch 1/ Hole Pitch 2:152 Bohrung-Ø [mm] / Bore Ø [mm]:25 Rohr-Ø [mm] / Pipe Ø [mm]:48 Molekularlager / Molecular Bearing	(3) (32) (53) (50) (24) (50) (26) (64) (57)	25211 01 81.43270.6097		
	26.320 FNLC, FNLCR, FNLLC, FNLLRC, FNLLW, FVLC 07.08 - 26.320 FNLS, FNLSR, FNLLS, FPLS, FLVS 07.08 - 26.360 FNLC, FNLCR, FNLLC, FNLLRC, FVLC 08.08 - 26.360 FNLS, FNLLS, FNLSR, FPLS, FPLRS, FVLS 08.08 - 26.400 FNLC, FNLCR, FNLLC, FNLLRC, FVLC, FNLLW 02.09 - 26.400 FNLS, FNLSR, FNLLS, FNLLRS 02.09 - 26.440 FNLC, FNLLC, FNLLW, FVLC 02.09 - 26.440 FNLS, FNLLS, FPLS, FVLS 02.09 - 26.480 FNLC, FNLLC, FNLLRC, FNLLW, FVLC 02.09 - 26.480 FNLS, FNLLS 02.09 - 26.540 FNLC, FNLCR, FNLLC, FNLLRC, FNLLW, FVLC 02.09 - 26.540 FNLS, FNLLS, FVLS 02.09 -	Nachlaufachse / Trailing Axle Baumuster / Model:18S 21S	(59) (22)		
	Lenker, Radaufhängung / Track Control Arm Vierpunktlenker (NKW) / Four-Point Steering Arm (CV) nicht verstellbar / Not adjustable Länge [mm] / Length [mm]:572 Bohrung-Ø [mm] / Bore Ø [mm]:25 Lochabstand 1/Lochabstand 2 / Hole Pitch 1/ Hole Pitch 2:130 Molekularlager / Molecular Bearing	(3) (70) (136) (53) (26) (50) (57)	27601 01 81.43220.6327 © 30751 01		
	26.320 FNLC, FNLCR, FNLLC, FNLLRC, FNLLW, FVLC 07.08 - 26.320 FNLS, FNLSR, FNLLS, FPLS, FLVS 07.08 - 26.360 FNLC, FNLCR, FNLLC, FNLLRC, FVLC 08.08 - 26.360 FNLS, FNLLS, FNLSR, FPLS, FPLRS, FVLS 08.08 - 26.400 FNLC, FNLCR, FNLLC, FNLLRC, FVLC, FNLLW 02.09 - 26.440 FNLC, FNLLC, FNLLW, FVLC 02.09 - 26.440 FNLS, FNLLS, FPLS, FVLS 02.09 - 26.480 FNLC, FNLLC, FNLLRC, FNLLW, FVLC 02.09 - 26.480 FNLS, FNLLS 02.09 - 26.540 FNLC, FNLCR, FNLLC, FNLLRC, FNLLW, FVLC 02.09 - 26.540 FNLS, FNLLS, FVLS 02.09 - 26.400 FNLS, FNLSR, FNLLS, FNLLRS 02.09 -	Antriebsachse / Drive Shaft Baumuster / Model:18S 21S 24S	(19) (22)		
				Antriebsachse / Drive Shaft Baumuster / Model:18S 21S	(19) (22)



TGS		6x2/2/4	10.07 -	
 10	Lenker, Radaufhängung / Track Control Arm Längslenker / Trailing Arm Länge [mm] / Length [mm]:572 Bohrung-Ø 1 / Bohrung-Ø 2 [mm] / Bore Ø 1 / Bore Ø 2 [mm]:19/19 Lochabstand 1/Lochabstand 2 / Hole Pitch 1/ Hole Pitch 2:130/130 Rohr-Ø [mm] / Pipe Ø [mm]:52 Molekularlager / Molecular Bearing	(3) (54) (53) (24) (50) (64) (57)	28329 01 81.43220.6268 ® 23211 01	
	26.320 FNLC, FNLRC, FNLLC, FNLLRC, FNLLW, FVLC 07.08 - 26.320 FNLS, FNLSRS, FNLLS, FPLS, FLVS 07.08 - 26.360 FNLC, FNLRC, FNLLC, FNLLRC, FVLC 08.08 - 26.360 FNLS, FNLLS, FNLSRS, FPLS, FPLRS, FVLS 08.08 - 26.400 FNLC, FNLRC, FNLLC, FNLLRC, FVLC, FNLLW 02.09 - 26.400 FNLS, FNLSRS, FNLLS, FNLLRS 02.09 - 26.440 FNLC, FNLLC, FNLLW, FVLC 02.09 - 26.440 FNLS, FNLLS, FPLS, FVLS 02.09 - 26.480 FNLC, FNLLC, FNLLRC, FNLLW, FVLC 02.09 - 26.480 FNLS, FNLLS 02.09 - 26.540 FNLC, FNLRC, FNLLC, FNLLRC, FNLLW, FVLC 02.09 - 26.540 FNLS, FNLLS, FVLS 02.09 -	 für Fahrzeuge mit gelenkter Nachlaufachse / For vehicles with hinged trailing axle (95) Baumuster / Model:18S 21S (22)		
 10	Lenker, Radaufhängung / Track Control Arm Längslenker / Trailing Arm Länge [mm] / Length [mm]:694 Rohr-Ø [mm] / Pipe Ø [mm]:50 Bohrung-Ø 1 / Bohrung-Ø 2 [mm] / Bore Ø 1 / Bore Ø 2 [mm]:19/19 Lochabstand 1/Lochabstand 2 / Hole Pitch 1/ Hole Pitch 2:130/130	(3) (54) (53) (64) (24) (50)	34587 01 81.43220.6265 ® 21184 01	
	26.320 FNLC, FNLRC, FNLLC, FNLLRC, FNLLW, FVLC 07.08 - 26.320 FNLS, FNLSRS, FNLLS, FPLS, FLVS 07.08 - 26.360 FNLC, FNLRC, FNLLC, FNLLRC, FVLC 08.08 - 26.360 FNLS, FNLLS, FNLSRS, FPLS, FPLRS, FVLS 08.08 - 26.400 FNLC, FNLRC, FNLLC, FNLLRC, FVLC, FNLLW 02.09 - 26.400 FNLS, FNLSRS, FNLLS, FNLLRS 02.09 - 26.440 FNLC, FNLLC, FNLLW, FVLC 02.09 - 26.440 FNLS, FNLLS, FPLS, FVLS 02.09 - 26.480 FNLC, FNLLC, FNLLRC, FNLLW, FVLC 02.09 - 26.480 FNLS, FNLLS 02.09 - 26.540 FNLC, FNLRC, FNLLC, FNLLRC, FNLLW, FVLC 02.09 - 26.540 FNLS, FNLLS, FVLS 02.09 -	Antriebsachse / Drive Shaft (19) Baumuster / Model:18S 21S (22) Bei Fahrzeugen mit pneumatischer Anfahrhilfe / for vehicles with pneumatic starting traction control (23)		
	28.360 FNLC 08.08 - 28.400 FNLC 08.08 - 28.440 FNLC 08.08 - 28.480 FNLC 08.08 - 28.540 FNLC 02.09 -	Antriebsachse / Drive Shaft (19) Baumuster / Model:74S (22) Bei Fahrzeugen mit pneumatischer Anfahrhilfe / for vehicles with pneumatic starting traction control (23)		
	26.320 FNLC, FNLRC, FNLLC, FNLLRC, FNLLW, FVLC 07.08 - 26.320 FNLS, FNLSRS, FNLLS, FPLS, FLVS 07.08 - 26.360 FNLC, FNLRC, FNLLC, FNLLRC, FVLC 08.08 - 26.360 FNLS, FNLLS, FNLSRS, FPLS, FPLRS, FVLS 08.08 - 26.400 FNLC, FNLRC, FNLLC, FNLLRC, FVLC, FNLLW 02.09 - 26.400 FNLS, FNLSRS, FNLLS, FNLLRS 02.09 - 26.440 FNLC, FNLLC, FNLLW, FVLC 02.09 - 26.440 FNLS, FNLLS, FPLS, FVLS 02.09 - 26.480 FNLC, FNLLC, FNLLRC, FNLLW, FVLC 02.09 - 26.480 FNLS, FNLLS 02.09 - 26.540 FNLC, FNLRC, FNLLC, FNLLRC, FNLLW, FVLC 02.09 - 26.540 FNLS, FNLLS, FVLS 02.09 -	 Lenkachse / Steering Axle (45) Baumuster / Model:18S 21S (22)		
 7	Spurstange / Rod Assembly Führungsstange / Guide Rod beidseitig verstellbar / Adjustable on both sides Länge [mm] / Length [mm]:1530 Konusmaß [mm] / Cone Size [mm]:30 Rohr-Ø [mm] / Pipe Ø [mm]:50 mit Zubehör / With accessories	(7) (35) (85) (53) (42) (64) (123)	25276 01 81.46711.6720 ▲ 11492 02 ▲ 11505 02	
	26.320 FNLC, FNLRC, FNLLC, FNLLRC, FNLLW, FVLC 07.08 - 26.320 FNLS, FNLSRS, FNLLS, FPLS, FLVS 07.08 - 26.360 FNLC, FNLRC, FNLLC, FNLLRC, FVLC 08.08 - 26.360 FNLS, FNLLS, FNLSRS, FPLS, FPLRS, FVLS 08.08 - 26.400 FNLC, FNLRC, FNLLC, FNLLRC, FVLC, FNLLW 02.09 - 26.400 FNLS, FNLSRS, FNLLS, FNLLRS 02.09 - 26.440 FNLC, FNLLC, FNLLW, FVLC 02.09 - 26.440 FNLS, FNLLS, FPLS, FVLS 02.09 - 26.480 FNLC, FNLLC, FNLLRC, FNLLW, FVLC 02.09 - 26.480 FNLS, FNLLS 02.09 - 26.540 FNLC, FNLRC, FNLLC, FNLLRC, FNLLW, FVLC 02.09 - 26.540 FNLS, FNLLS, FVLS 02.09 -			



MAN

TGS		6x2/2/4	10.07 -		
 7	Spurstange / Rod Assembly Führungsstange / Guide Rod einseitig verstellbar / Adjustable on one side Länge [mm] / Length [mm]:1392 Konusmaß [mm] / Cone Size [mm]:30 Rohr-Ø [mm] / Pipe Ø [mm]:60 mit Zubehör / With accessories	(7) (35) (87) (53) (42) (64) (123)		34594 01 81.46711.6865 ▲ 25353 01 21971 01	
	26.320 FNLC, FNLRC, FNLLC, FNLLRC, FNLLW, FVLC 26.320 FNLS, FNLSR, FNLLS, FPLS, FLVS 26.360 FNLC, FNLRC, FNLLC, FNLLRC, FVLC 26.360 FNLS, FNLLS, FNLSR, FPLS, FPLRS, FVLS 26.400 FNLC, FNLRC, FNLLC, FNLLRC, FVLC, FNLLW 26.440 FNLC, FNLLC, FNLLW, FVLC 26.440 FNLS, FNLLS, FPLS, FVLS 26.480 FNLC, FNLLC, FNLLRC, FNLLW, FVLC 26.480 FNLS, FNLLS 26.540 FNLC, FNLRC, FNLLC, FNLLRC, FNLLW, FVLC 26.540 FNLS, FNLLS, FVLS	07.08 - 07.08 - 08.08 - 08.08 - 02.09 - 02.09 - 02.09 - 02.09 - 02.09 - 02.09 - 02.09 - 02.09 -		Vorlaufachse / Leading Axle für Fahrzeuge mit gelenkter Vorlaufachse / For vehicles with hinged leading axle Achsausführung / Axle Version:LOL-08 Baumuster / Model:24S	(71) (96) (17) (22)
 5	Spurstangenkopf / Tie Rod End am Lenkzylinder / At steering cylinder Länge [mm] / Length [mm]:80 Innengewinde [mm] / Inner Thread [mm]:M30x1,5 mit Rechtsgewinde / with right-hand thread Konusmaß [mm] / Cone Size [mm]:30 mit Zubehör / With accessories	(8) (78) (53) (41) (118) (42) (123)		25165 01 81.95301.6238	
	28.360 FNLC 28.400 FNLC 28.440 FNLC 28.480 FNLC 28.540 FNLC	08.08 - 08.08 - 08.08 - 08.08 - 02.09 -		für Fahrzeuge mit gelenkter Nachlaufachse / For vehicles with hinged trailing axle Baumuster / Model:74S bei RAS (hydraulisch zwangsgelenkte Nachlaufachse) / with RAS (hydraulically positively steered tag axle)	(95) (22) (83)
 5	Spurstangenkopf / Tie Rod End am Lenkzylinder / At steering cylinder Länge [mm] / Length [mm]:90 Innengewinde / Inner Thread Gewindemaß / Thread Size:M26x1,5 Konusmaß [mm] / Cone Size [mm]:30 mit Zubehör / With accessories	(8) (78) (53) (40) (37) (42) (123)		33771 01 82.95301.6016	
	26.320 FNLC, FNLRC, FNLLC, FNLLRC, FNLLW, FVLC 26.320 FNLS, FNLSR, FNLLS, FPLS, FLVS 26.360 FNLC, FNLRC, FNLLC, FNLLRC, FVLC 26.360 FNLS, FNLLS, FNLSR, FPLS, FPLRS, FVLS 26.400 FNLC, FNLRC, FNLLC, FNLLRC, FVLC, FNLLW 26.400 FNLS, FNLSR, FNLLS, FNLLRS 26.440 FNLC, FNLLC, FNLLW, FVLC 26.440 FNLS, FNLLS, FPLS, FVLS 26.480 FNLC, FNLLC, FNLLRC, FNLLW, FVLC 26.480 FNLS, FNLLS 26.540 FNLC, FNLRC, FNLLC, FNLLRC, FNLLW, FVLC 26.540 FNLS, FNLLS, FVLS	07.08 - 07.08 - 08.08 - 08.08 - 02.09 - 02.09 - 02.09 - 02.09 - 02.09 - 02.09 - 02.09 - 02.09 - 02.09 - 02.09 -		für Fahrzeuge mit gelenkter Nachlaufachse / For vehicles with hinged trailing axle für Lenkgetriebe-ID / For steering gear ID:ZF 8098 Baumuster / Model:18S 21S	(95) (101) (22)

Pos





Ref.



MAN


TGS 6x2/2/4 10.07 -

 5	Spurstangenkopf / Tie Rod End am Lenkzylinder / At steering cylinder Länge [mm] / Length [mm]:75 Innengewinde / Inner Thread Gewindemaß / Thread Size:M26x1,5 Konusmaß [mm] / Cone Size [mm]:30 mit Zubehör / With accessories	(8) (78) (53) (40) (37) (42) (123)	33772 01 81.95301.6280 
	26.320 FNLC, FNLRC, FNLLC, FNLLRC, FNLLW, FVLC 07.08 - 26.320 FNLS, FNLRS, FNLLS, FPLS, FLVS 07.08 - 26.360 FNLC, FNLRC, FNLLC, FNLLRC, FVLC 08.08 - 26.360 FNLS, FNLLS, FNLRS, FPLS, FPLRS, FVLS 08.08 - 26.400 FNLC, FNLRC, FNLLC, FNLLRC, FVLC, FNLLW 02.09 - 26.400 FNLS, FNLRS, FNLLS, FNLLRS 02.09 - 26.440 FNLC, FNLLC, FNLLW, FVLC 02.09 - 26.440 FNLS, FNLLS, FPLS, FVLS 02.09 - 26.480 FNLC, FNLLC, FNLLRC, FNLLW, FVLC 02.09 - 26.480 FNLS, FNLLS 02.09 - 26.540 FNLC, FNLRC, FNLLC, FNLLRC, FNLLW, FVLC 02.09 - 26.540 FNLS, FNLLS, FVLS 02.09 -		für Lenkgetriebe-ID / For steering gear ID:ZF 8098 (101) für Fahrzeuge mit gelenkter Nachlaufachse / For vehicles with hinged trailing axle (95) Baumuster / Model:18S 21S (22)



MAN

TGS 6x4 10.07 -

6	<p>Spurstange / Rod Assembly Führungsstange / Guide Rod beidseitig verstellbar / Adjustable on both sides Länge [mm] / Length [mm]:1652 Konusmaß [mm] / Cone Size [mm]:30 Rohr-Ø [mm] / Pipe Ø [mm]:50 mit Zubehör / With accessories</p>	(7) (35) (85) (53) (42) (64) (123)	<p>11768 01 81.46711.6725  ▲ 11492 02 ▲ 11505 02</p>
	26.320 FDC, FDRC, FDLC, FDLC/M, FDLRC, FDLRC/M, FNHLC 07.08 - 26.360 FDC, FDRC, FDRC/M, FDLC, FNHLC 08.08 - 26.360 FDS, FDRS, FDRS/M, FDLS, FNHLS 08.08 - 26.400 FDS, FDS/M, FDLS, FDLS/M 02.09 - 26.440 FDC, FDRC, FDC/M, FDLC, FDLC/M, FNHLC 02.09 - 26.440 FDS, FDRS, FDS/M, FDLS, FDLRS 02.09 - 26.480 FDC, FDC/M, FDLC, FDLC/M, FDRC, FDRC/M, FNLHC 02.09 - 26.480 FDS, FDS/M, FDLS, FDLS/M, FDRS, FDRS/M 02.09 - 26.540 FDC, FDC/M, FDLC, FDLC/M, FDLRC, FDLRC/M 02.09 -		Baumuster / Model:30S 35S 26S (22) gerade Vorderachse / straight front axle (112)
	26.320 FDLS, FDLS/M, FDLRS, FDLRS/M, FNHLS 07.08 - 26.320 FDK, FDLK 07.08 - 26.360 FDK, FDLK 08.08 - 26.400 FDC, FDRC, FDC/M, FDLC, FDLC/M, FDLRC, FDLRC/M 02.09 - 26.400 FDK, FDLK 02.09 - 26.440 FDK, FDLK 02.09 - 26.480 FDK, FDLK 02.09 - 26.540 FDS, FDS/M, FDLS, FDLRS, FDLS/M 02.09 - 26.540 FDK, FDLK 02.09 - 33.360 FDC, FDLC 06.08 - 33.360 FDK, FDLK 02.09 - 33.360 FDS, FDLS 02.09 - 33.400 FDC, FDLC 06.08 - 33.400 FDK, FDLK 07.08 - 33.400 FDS, FDLS 02.09 - 33.440 FDC, FDLC 06.08 - 33.440 FDK, FDLK 06.08 - 33.440 FDS, FDLS 06.08 - 33.480 FDC, FDC/M, FDLC, FDLC/M 08.08 - 33.480 FDK, FDLK 08.08 - 33.480 FDS, FDLS, FDLS/M 08.08 - 33.540 FDC, FDLC 02.09 - 33.540 FDK, FDLK 02.09 - 33.540 FDS, FDLS 02.09 -		Baumuster / Model:30S 26S (22) gerade Vorderachse / straight front axle (112)

Pos





Ref.



MAN






TGS 6x4 10.07 -

 6	<p>Spurstange / Rod Assembly Führungsstange / Guide Rod einseitig verstellbar / Adjustable on one side Länge [mm] / Length [mm]:1679 Konusmaß [mm] / Cone Size [mm]:30 Rohr-Ø [mm] / Pipe Ø [mm]:52 mit Zubehör / With accessories</p>	(7) (35) (87) (53) (42) (64) (123)	<p>25395 01 81.46711.6921 ▲ 21440 01 21971 01</p> 
	26.320 FDC, FDRC, FDLC, FDLC/M, FDLRC, FDLRC/M, FNHLC 07.08 - 26.360 FDC, FDRC, FDRC/M, FDLC, FNHLC 08.08 - 26.360 FDS, FDRS, FDRS/M, FDLS, FNHLS 08.08 - 26.400 FDS, FDS/M, FDLS, FDLS/M 02.09 - 26.440 FDC, FDRC, FDC/M, FDLC, FDLC/M, FNHLC 02.09 - 26.440 FDS, FDRS, FDS/M, FDLS, FDLRS 02.09 - 26.480 FDC, FDC/M, FDLC, FDLC/M, FDRC, FDRC/M, FNLHC 02.09 - 26.480 FDS, FDS/M, FDLS, FDLS/M, FDRS, FDRS/M 02.09 - 26.540 FDC, FDC/M, FDLC, FDLC/M, FDLRC, FDLRC/M, 02.09 -		Baumuster / Model:26S 30S 35S gekröpfte Vorderachse / Dropped front axle (22) (110)
	26.320 FDLS, FDLS/M, FDLRS, FDLRS/M, FNHLS 07.08 - 26.320 FDK, FDLK 07.08 - 26.360 FDK, FDLK 08.08 - 26.400 FDC, FDRC, FDC/M, FDLC, FDLC/M, FDLRC, FDLRC/M 02.09 - 26.400 FDK, FDLK 02.09 - 26.440 FDK, FDLK 02.09 - 26.480 FDK, FDLK 02.09 - 26.540 FDS, FDS/M, FDLS, FDLRS, FDLS/M 02.09 - 26.540 FDK, FDLK 02.09 - 33.360 FDC, FDLC 06.08 - 33.360 FDK, FDLK 02.09 - 33.360 FDS, FDLS 02.09 - 33.400 FDC, FDLC 06.08 - 33.400 FDK, FDLK 07.08 - 33.400 FDS, FDLS 02.09 - 33.440 FDC, FDLC 06.08 - 33.440 FDK, FDLK 06.08 - 33.440 FDS, FDLS 06.08 - 33.480 FDC, FDC/M, FDLC, FDLC/M 08.08 - 33.480 FDK, FDLK 08.08 - 33.480 FDS, FDLS, FDLS/M 08.08 - 33.540 FDC, FDLC 02.09 - 33.540 FDK, FDLK 02.09 - 33.540 FDS, FDLS 02.09 -		Baumuster / Model:26S 30S gekröpfte Vorderachse / Dropped front axle (22) (110)



MAN

TGS 6x4 10.07 -

1	<p>Lenkstange / Centre Rod Assembly Schubstange / Push Rod einseitig verstellbar / Adjustable on one side Länge [mm] / Length [mm]:993 Konusmaß [mm] / Cone Size [mm]:30 Rohr-Ø [mm] / Pipe Ø [mm]:52 mit Zubehör / With accessories</p>	(4) (68) (87) (53) (42) (64) (123)	<p>30592 01 81.46611.6198 21971 01  25353 01</p>
	26.320 FDC, FDRC, FDLC, FDLC/M, FDLRC, FDLRC/M, FNHLC 07.08 - 26.360 FDC, FDRC, FDRS/M, FDLC, FNHLC 08.08 - 26.360 FDS, FDRS, FDRS/M, FDLS, FNHLS 08.08 - 26.400 FDS, FDS/M, FDLS, FDLS/M 02.09 - 26.440 FDC, FDRC, FDC/M, FDLC, FDLC/M, FNHLC 02.09 - 26.440 FDS, FDRS, FDS/M, FDLS, FDLRS 02.09 - 26.480 FDC, FDC/M, FDLC, FDLC/M, FDRS, FDRS/M, FNLHC 02.09 - 26.480 FDS, FDS/M, FDLS, FDLS/M, FDRS, FDRS/M 02.09 - 26.540 FDC, FDC/M, FDLC, FDLC/M, FDLRC, FDLRC/M 02.09 -		 Lenkstockhebel zur 1. VA / Pitman Arm to 1st FA Baumuster / Model:26S 30S 35S (48) (22)
	26.320 FDLs, FDLS/M, FDLRS, FDLRS/M, FNHLS 07.08 - 26.320 FDK, FDLK 07.08 - 26.360 FDK, FDLK 08.08 - 26.400 FDC, FDRS, FDC/M, FDLC, FDLC/M, FDLRC, FDLRC/M 02.09 - 26.400 FDK, FDLK 02.09 - 26.440 FDK, FDLK 02.09 - 26.480 FDK, FDLK 02.09 - 26.540 FDS, FDS/M, FDLS, FDLRS, FDLS/M 02.09 - 26.540 FDK, FDLK 02.09 - 33.360 FDC, FDLC 06.08 - 33.360 FDK, FDLK 02.09 - 33.360 FDS, FDLS 02.09 - 33.400 FDC, FDLC 06.08 - 33.400 FDK, FDLK 07.08 - 33.400 FDS, FDLS 02.09 - 33.440 FDC, FDLC 06.08 - 33.440 FDK, FDLK 06.08 - 33.440 FDS, FDLS 06.08 - 33.480 FDC, FDC/M, FDLC, FDLC/M 08.08 - 33.480 FDK, FDLK 08.08 - 33.480 FDS, FDLS, FDLS/M 08.08 - 33.540 FDC, FDLC 02.09 - 33.540 FDK, FDLK 02.09 - 33.540 FDS, FDLS 02.09 -		 Lenkstockhebel zur 1. VA / Pitman Arm to 1st FA Baumuster / Model:26S 30S (48) (22)
4	<p>Spurstangenkopf / Tie Rod End am Lenkzylinder / At steering cylinder Länge [mm] / Length [mm]:75 Innengewinde / Inner Thread Gewindemaß / Thread Size:M26x1,5 Konusmaß [mm] / Cone Size [mm]:30 mit Zubehör / With accessories</p>	(8) (78) (53) (40) (37) (42) (123)	<p>33772 01 81.95301.6280 </p>
	26.320 FDC, FDRS, FDLC, FDLC/M, FDLRC, FDLRC/M, FNHLC 07.08 - 26.360 FDC, FDRS, FDRS/M, FDLC, FNHLS 08.08 - 26.360 FDS, FDRS, FDRS/M, FDLS, FNHLS 08.08 - 26.400 FDS, FDS/M, FDLS, FDLS/M 02.09 - 26.440 FDC, FDRS, FDC/M, FDLC, FDLC/M, FNHLC 02.09 - 26.440 FDS, FDRS, FDS/M, FDLS, FDLRS 02.09 - 26.480 FDC, FDC/M, FDLC, FDLC/M, FDRS, FDRS/M, FNLHC 02.09 - 26.480 FDS, FDS/M, FDLS, FDLS/M, FDRS, FDRS/M 02.09 - 26.540 FDC, FDC/M, FDLC, FDLC/M, FDLRC, FDLRC/M 02.09 -		 am Lenkzylinder / At steering cylinder für Lenkgetriebe-ID / For steering gear ID:ZF 8098 für Fahrzeuge mit gelenkter Nachlaufachse / For vehicles with hinged trailing axle (78) Baumuster / Model:35S (101) (95) (22)

Pos





Ref.



MAN



TGS 6x4 10.07 -

<p> 10</p>	<p>Lenker, Radaufhängung / Track Control Arm Längslenker / Trailing Arm nicht verstellbar / Not adjustable Länge [mm] / Length [mm]:596 Rohr-Ø [mm] / Pipe Ø [mm]:48 Bohrung-Ø 1 / Bohrung-Ø 2 [mm] / Bore Ø 1 / Bore Ø 2 [mm]:19/19 Lochabstand 1/Lochabstand 2 / Hole Pitch 1/ Hole Pitch 2:130/130 Molekularlager / Molecular Bearing</p>	<p>(3) (54) (136) (53) (64) (24) (50) (57)</p>	<p>25041 01 81.43220.6196 © 30610 01</p> 
	<p>26.320 FDC, FDRC, FDLC, FDLC/M, FDLRC, FDLRC/M, FNHLC 07.08 - 26.320 FDLS, FDLS/M, FDLRS, FDLRS/M, FNHLS 07.08 - 26.320 FDK, FDLK 07.08 - 26.360 FDC, FDRC, FDRC/M, FDLC, FNHLC 08.08 - 26.360 FDS, FDRS, FDRS/M, FDLS, FNHLS 08.08 - 26.360 FDK, FDLK 08.08 - 26.400 FDC, FDRC, FDC/M, FDLC, FDLC/M, FDLRC, FDLRC/M 02.09 - 26.400 FDS, FDS/M, FDLS, FDLS/M 02.09 - 26.400 FDK, FDLK 02.09 - 26.440 FDC, FDRC, FDC/M, FDLC, FDLC/M, FNHLC 02.09 - 26.440 FDS, FDRS, FDS/M, FDLS, FDLRS 02.09 - 26.440 FDK, FDLK 02.09 - 26.480 FDC, FDC/M, FDLC, FDLC/M, FDRC, FDRC/M, FNLHC 02.09 - 26.480 FDS, FDS/M, FDLS, FDLS/M, FDRS, FDRS/M 02.09 - 26.480 FDK, FDLK 02.09 - 26.540 FDC, FDC/M, FDLC, FDLC/M, FDLRC, FDLRC/M, 02.09 - 26.540 FDS, FDS/M, FDLS, FDLRS, FDLS/M 02.09 - 26.540 FDK, FDLK 02.09 - 33.360 FDC, FDLC 06.08 - 33.360 FDK, FDLK 02.09 - 33.360 FDS, FDLS 02.09 - 33.400 FDC, FDLC 06.08 - 33.400 FDK, FDLK 07.08 - 33.400 FDS, FDLS 02.09 - 33.440 FDC, FDLC 06.08 - 33.440 FDK, FDLK 06.08 - 33.440 FDS, FDLS 06.08 - 33.480 FDC, FDC/M, FDLC, FDLC/M 08.08 - 33.480 FDK, FDLK 08.08 - 33.480 FDS, FDLS, FDLS/M 08.08 - 33.540 FDC, FDLC 02.09 - 33.540 FDK, FDLK 02.09 -</p>		<p>Antriebsachse / Drive Shaft (19) Achsausführung / Axle Version:HP- / HPD- (17) Trommelbremse / Drum Brake (69) Baumuster / Model:30S (22)</p>







MAN

TGS 6x4 10.07 -

 10	Lenker, Radaufhängung / Track Control Arm (3) Längslenker / Trailing Arm (54) nicht verstellbar / Not adjustable (136) Länge [mm] / Length [mm]:596 (53) Rohr-Ø [mm] / Pipe Ø [mm]:48 (64) Bohrung-Ø 1 / Bohrung-Ø 2 [mm] / Bore Ø 1 / Bore Ø 2 [mm]:19/19 (24) Lochabstand 1/Lochabstand 2 / Hole Pitch 1/ Hole Pitch 2:130/130 (50) Molekularlager / Molecular Bearing (57)	25041 01 81.43220.6196 © 30610 01	
	26.320 FDC, FDRC, FDLC, FDLC/M, FDLRC, FDLRC/M, FNHLC 07.08 - 26.320 FDLS, FDLS/M, FDLRS, FDLRS/M, FNHLS 07.08 - 26.320 FDK, FDLK 07.08 - 26.360 FDC, FDRC, FDRC/M, FDLC, FNHLC 08.08 - 26.360 FDS, FDRS, FDRS/M, FDLS, FNHLS 08.08 - 26.360 FDK, FDLK 08.08 - 26.400 FDC, FDRC, FDC/M, FDLC, FDLC/M, FDLRC, FDLRC/M 02.09 - 26.400 FDS, FDS/M, FDLS, FDLS/M 02.09 - 26.400 FDK, FDLK 02.09 - 26.440 FDC, FDRC, FDC/M, FDLC, FDLC/M, FNHLC 02.09 - 26.440 FDS, FDRS, FDS/M, FDLS, FDLRS 02.09 - 26.440 FDK, FDLK 02.09 - 26.480 FDC, FDC/M, FDLC, FDLC/M, FDRC, FDRC/M, FNLHC 02.09 - 26.480 FDS, FDS/M, FDLS, FDLS/M, FDRS, FDRS/M 02.09 - 26.480 FDK, FDLK 02.09 - 26.540 FDC, FDC/M, FDLC, FDLC/M, FDLRC, FDLRC/M, 02.09 - 26.540 FDS, FDS/M, FDLS, FDLRS, FDLS/M 02.09 - 26.540 FDK, FDLK 02.09 - 33.360 FDC, FDLC 06.08 - 33.360 FDK, FDLK 02.09 - 33.360 FDS, FDLS 02.09 - 33.400 FDC, FDLC 06.08 - 33.400 FDK, FDLK 07.08 - 33.400 FDS, FDLS 02.09 - 33.440 FDC, FDLC 06.08 - 33.440 FDK, FDLK 06.08 - 33.440 FDS, FDLS 06.08 - 33.480 FDC, FDC/M, FDLC, FDLC/M 08.08 - 33.480 FDK, FDLK 08.08 - 33.480 FDS, FDLS, FDLS/M 08.08 - 33.540 FDC, FDLC 02.09 - 33.540 FDK, FDLK 02.09 - 33.540 FDS, FDLS 02.09 - 33.540 FDS, FDLS 02.09 -	Antriebsachse / Drive Shaft (19) Baumuster / Model:26S (22)	
	33.540 FDS, FDLS 02.09 - 33.540 FDS, FDLS 02.09 -	Antriebsachse / Drive Shaft (19) Baumuster / Model:26S (22)	
	33.540 FDS, FDLS 02.09 -	Antriebsachse / Drive Shaft (19) Achsausführung / Axle Version:HP- / HPD (17) Trommelbremse / Drum Brake (69) Baumuster / Model:30S (22)	








TGS		6x4	10.07 -		
 10	Lenker, Radaufhängung / Track Control Arm Längslenker / Trailing Arm nicht verstellbar / Not adjustable Länge [mm] / Length [mm]:572 Lochabstand 1/Lochabstand 2 / Hole Pitch 1/ Hole Pitch 2:130/130 Bohrung-Ø 1 / Bohrung-Ø 2 [mm] / Bore Ø 1 / Bore Ø 2 [mm]:19/19 Rohr-Ø [mm] / Pipe Ø [mm]:48 Molekularlager / Molecular Bearing		(3) (54) (136) (53) (50) (24) (64) (57)	25209 02 81.43220.6229 ® 23211 01	
	26.320 FDC, FDR, FDLC, FDLC/M, FDLRC, FDLRC/M, FNHLC 07.08 - 26.360 FDC, FDR, FDLC, FNHLC 08.08 - 26.360 FDS, FDRS, FDRS/M, FDLS, FNHLS 08.08 - 26.400 FDS, FDS/M, FDLS, FDLS/M 02.09 - 26.440 FDC, FDR, FDC/M, FDLC, FDLC/M, FNHLC 02.09 - 26.440 FDS, FDRS, FDS/M, FDLS, FDLRS 02.09 - 26.480 FDC, FDC/M, FDLC, FDLC/M, FDR, FDR/M, FNHLC 02.09 - 26.480 FDS, FDS/M, FDLS, FDLS/M, FDRS, FDRS/M 02.09 - 26.540 FDC, FDC/M, FDLC, FDLC/M, FDLRC, FDLRC/M, 02.09 -	Antriebsachse / Drive Shaft Achsausführung / Axle Version:HY- / HYD Scheibenbremse / Disc Brake Baumuster / Model:30S 35S	(19) (17) (66) (22)		
	26.320 FDC, FDR, FDLC, FDLC/M, FDLRC, FDLRC/M, FNHLC 07.08 - 26.360 FDC, FDR, FDLC, FNHLC 08.08 - 26.360 FDS, FDRS, FDRS/M, FDLS, FNHLS 08.08 - 26.400 FDS, FDS/M, FDLS, FDLS/M 02.09 - 26.440 FDC, FDR, FDC/M, FDLC, FDLC/M, FNHLC 02.09 - 26.440 FDS, FDRS, FDS/M, FDLS, FDLRS 02.09 - 26.480 FDC, FDC/M, FDLC, FDLC/M, FDR, FDR/M, FNHLC 02.09 - 26.480 FDS, FDS/M, FDLS, FDLS/M, FDRS, FDRS/M 02.09 - 26.540 FDC, FDC/M, FDLC, FDLC/M, FDLRC, FDLRC/M, 02.09 -	 Schleppachse / trailing axle für Fahrzeuge mit gelenkter Nachlaufachse / For vehicles with hinged trailing axle Baumuster / Model:35S bei RAS (hydraulisch zwangsgelenkte Nachlaufachse) / with RAS (hydraulically positively steered tag axle)	(67) (95) (22) (83)		
	26.320 FDC, FDR, FDLC, FDLC/M, FDLRC, FDLRC/M, FNHLC 07.08 - 26.360 FDC, FDR, FDLC, FNHLC 08.08 - 26.360 FDS, FDRS, FDRS/M, FDLS, FNHLS 08.08 - 26.400 FDS, FDS/M, FDLS, FDLS/M 02.09 - 26.440 FDC, FDR, FDC/M, FDLC, FDLC/M, FNHLC 02.09 - 26.440 FDS, FDRS, FDS/M, FDLS, FDLRS 02.09 - 26.480 FDC, FDC/M, FDLC, FDLC/M, FDR, FDR/M, FNHLC 02.09 - 26.480 FDS, FDS/M, FDLS, FDLS/M, FDRS, FDRS/M 02.09 - 26.540 FDC, FDC/M, FDLC, FDLC/M, FDLRC, FDLRC/M, 02.09 -	 Schleppachse / trailing axle nicht für Fahrzeuge mit gelenkter Nachlaufachse / Not for vehicles with hinged trailing axle Baumuster / Model:35S	(67) (131) (22)		
	26.320 FDLS, FDLS/M, FDLRS, FDLRS/M, FNHLS 07.08 - 26.320 FDK, FDLK 07.08 - 26.360 FDK, FDLK 08.08 - 26.400 FDC, FDR, FDC/M, FDLC, FDLC/M, FDLRC, FDLRC/M 02.09 - 26.400 FDK, FDLK 02.09 - 26.440 FDK, FDLK 02.09 - 26.480 FDK, FDLK 02.09 - 26.540 FDS, FDS/M, FDLS, FDLRS, FDLS/M 02.09 - 26.540 FDK, FDLK 02.09 - 33.360 FDC, FDLC 06.08 - 33.360 FDK, FDLK 02.09 - 33.360 FDS, FDLS 02.09 - 33.400 FDC, FDLC 06.08 - 33.400 FDK, FDLK 07.08 - 33.400 FDS, FDLS 02.09 - 33.440 FDC, FDLC 06.08 - 33.440 FDK, FDLK 06.08 - 33.440 FDS, FDLS 06.08 - 33.480 FDC, FDC/M, FDLC, FDLC/M 08.08 - 33.480 FDK, FDLK 08.08 - 33.480 FDS, FDLS, FDLS/M 08.08 - 33.540 FDC, FDLC 02.09 - 33.540 FDK, FDLK 02.09 - 33.540 FDS, FDLS 02.09 -	Antriebsachse / Drive Shaft Achsausführung / Axle Version:HY- / HYD Scheibenbremse / Disc Brake Baumuster / Model:30S 35S	(19) (17) (66) (22)		






MAN

TGS 6x4 10.07 -

8	<p>Lenker, Radaufhängung / Track Control Arm Dreieckslenker / A-Frame Dreieckslenker (NKW) / A-Frame (CV) Länge [mm] / Length [mm]:627 Lochabstand 1/Lochabstand 2 / Hole Pitch 1/ Hole Pitch 2:130/130 Bohrung-Ø 1 / Bohrung-Ø 2 [mm] / Bore Ø 1 / Bore Ø 2 [mm]:23/23 Rohr-Ø [mm] / Pipe Ø [mm]:48</p>	(3) (31) (32) (53) (50) (24) (64)	<p>25210 01 81.43270.6096 © 30588 01 © 31139 01</p> 
	26.320 FDC, FDRC, FDLC, FDLRC/M, FDLRC, FDLRC/M, FNHLC 07.08 - 26.360 FDC, FDRC, FDRC/M, FDLC, FNHLC 08.08 - 26.360 FDS, FDRS, FDRS/M, FDLS, FNHLS 08.08 - 26.400 FDS, FDS/M, FDLS, FDLS/M 02.09 - 26.440 FDC, FDRC, FDC/M, FDLC, FDLRC/M, FNHLC 02.09 - 26.440 FDS, FDRS, FDS/M, FDLS, FDLRS 02.09 - 26.480 FDC, FDC/M, FDLC, FDLRC/M, FDRC, FDRC/M, FNLHC 02.09 - 26.480 FDS, FDS/M, FDLS, FDLS/M, FDRS, FDRS/M 02.09 - 26.540 FDC, FDC/M, FDLC, FDLRC/M, FDLRC, FDLRC/M, 02.09 -		 Antriebsachse / Drive Shaft (19) Achsausführung / Axle Version:HY- / HYD (17) Baumuster / Model:30S 35S (22)
	26.320 FDLs, FDLS/M, FDLRS, FDLRS/M, FNHLS 07.08 - 26.320 FDK, FDLK 07.08 - 26.360 FDK, FDLK 08.08 - 26.400 FDC, FDRC, FDC/M, FDLC, FDLRC/M, FDLRC, FDLRC/M 02.09 - 26.400 FDK, FDLK 02.09 - 26.440 FDK, FDLK 02.09 - 26.480 FDK, FDLK 02.09 - 26.540 FDS, FDS/M, FDLS, FDLRS, FDLS/M 02.09 - 26.540 FDK, FDLK 02.09 - 33.360 FDC, FDLC 06.08 - 33.360 FDK, FDLK 02.09 - 33.360 FDS, FDLS 02.09 - 33.400 FDC, FDLC 06.08 - 33.400 FDK, FDLK 07.08 - 33.400 FDS, FDLS 02.09 - 33.440 FDC, FDLC 06.08 - 33.440 FDK, FDLK 06.08 - 33.440 FDS, FDLS 06.08 - 33.480 FDC, FDC/M, FDLC, FDLRC/M 08.08 - 33.480 FDK, FDLK 08.08 - 33.480 FDS, FDLS, FDLS/M 08.08 - 33.540 FDC, FDLC 02.09 - 33.540 FDK, FDLK 02.09 - 33.540 FDS, FDLS 02.09 -		 Antriebsachse / Drive Shaft (19) Achsausführung / Axle Version:HY- / HYD (17) Baumuster / Model:30S (22)
8	<p>Lenker, Radaufhängung / Track Control Arm Dreieckslenker (NKW) / A-Frame (CV) Länge [mm] / Length [mm]:627 Lochabstand 1/Lochabstand 2 / Hole Pitch 1/ Hole Pitch 2:130/130 Bohrung-Ø 1 / Bohrung-Ø 2 [mm] / Bore Ø 1 / Bore Ø 2 [mm]:23/23 Lochabstand 1/Lochabstand 2 / Hole Pitch 1/ Hole Pitch 2:152 Bohrung-Ø [mm] / Bore Ø [mm]:25 Rohr-Ø [mm] / Pipe Ø [mm]:48 Molekularlager / Molecular Bearing</p>	(3) (32) (53) (50) (24) (50) (26) (64) (57)	<p>25211 01 81.43270.6097</p> 
	26.320 FDC, FDRC, FDLC, FDLRC/M, FDLRC, FDLRC/M, FNHLC 07.08 - 26.360 FDC, FDRC, FDRC/M, FDLC, FNHLC 08.08 - 26.360 FDS, FDRS, FDRS/M, FDLS, FNHLS 08.08 - 26.400 FDS, FDS/M, FDLS, FDLS/M 02.09 - 26.440 FDC, FDRC, FDC/M, FDLC, FDLRC/M, FNHLC 02.09 - 26.440 FDS, FDRS, FDS/M, FDLS, FDLRS 02.09 - 26.480 FDC, FDC/M, FDLC, FDLRC/M, FDRC, FDRC/M, FNLHC 02.09 - 26.480 FDS, FDS/M, FDLS, FDLS/M, FDRS, FDRS/M 02.09 - 26.540 FDC, FDC/M, FDLC, FDLRC/M, FDLRC, FDLRC/M, 02.09 -		 Nachlaufachse / Trailing Axle (59) Baumuster / Model:35S (22)






TGS 6x4 10.07 -

<p> 8</p>	<p>Lenker, Radaufhängung / Track Control Arm Dreieckslenker (NKW) / A-Frame (CV) Dreieckslenker / A-Frame Länge [mm] / Length [mm]:627 Rohr-Ø [mm] / Pipe Ø [mm]:48 Bohrung-Ø 1 / Bohrung-Ø 2 [mm] / Bore Ø 1 / Bore Ø 2 [mm]:25/25/25 Lochabstand 1/Lochabstand 2 / Hole Pitch 1/ Hole Pitch 2:130/130/152 Molekularlager / Molecular Bearing</p>	<p>(3) (32) (31) (53) (64) (24) (50) (57)</p> <p>26053 01 81.43270.6087 © 25157 01</p> 
	<p>26.320 FDC, FDRC, FDLC, FDLC/M, FDLRC, FDLRC/M, FNHLC 07.08 - 26.320 FDLS, FDLS/M, FDLRS, FDLRS/M, FNHLS 07.08 - 26.320 FDK, FDLK 07.08 - 26.360 FDC, FDRC, FDRC/M, FDLC, FNHLC 08.08 - 26.360 FDS, FDRS, FDRS/M, FDLS, FNHLS 08.08 - 26.360 FDK, FDLK 08.08 - 26.400 FDC, FDRC, FDC/M, FDLC, FDLC/M, FDLRC, FDLRC/M 02.09 - 26.400 FDS, FDS/M, FDLS, FDLS/M 02.09 - 26.400 FDK, FDLK 02.09 - 26.440 FDC, FDRC, FDC/M, FDLC, FDLC/M, FNHLC 02.09 - 26.440 FDS, FDRS, FDS/M, FDLS, FDLRS 02.09 - 26.440 FDK, FDLK 02.09 - 26.480 FDC, FDC/M, FDLC, FDLC/M, FDRC, FDRC/M, FNLHC 02.09 - 26.480 FDS, FDS/M, FDLS, FDLS/M, FDRS, FDRS/M 02.09 - 26.480 FDK, FDLK 02.09 - 26.540 FDC, FDC/M, FDLC, FDLC/M, FDLRC, FDLRC/M, 02.09 - 26.540 FDS, FDS/M, FDLS, FDLRS, FDLS/M 02.09 - 26.540 FDK, FDLK 02.09 - 33.360 FDC, FDLC 06.08 - 33.360 FDK, FDLK 02.09 - 33.360 FDS, FDLS 02.09 - 33.400 FDC, FDLC 06.08 - 33.400 FDK, FDLK 07.08 - 33.400 FDS, FDLS 02.09 - 33.440 FDC, FDLC 06.08 - 33.440 FDK, FDLK 06.08 - 33.440 FDS, FDLS 06.08 - 33.480 FDC, FDC/M, FDLC, FDLC/M 08.08 - 33.480 FDK, FDLK 08.08 - 33.480 FDS, FDLS, FDLS/M 08.08 - 33.540 FDC, FDLC 02.09 - 33.540 FDK, FDLK 02.09 - 33.540 FDS, FDLS 02.09 -</p>	<p></p> <p>Antriebsachse / Drive Shaft (19) Achsausführung / Axle Version:HP- / HPD- (17) Achsausführung / Axle Version:H9- / HD9- (17) Baumuster / Model:30S (22) Ausrichtung des Zentralgelenkes beachten! / Observe alignment of central link (20)</p>











MAN

TGS 6x4 10.07 -











8	<p>Lenker, Radaufhängung / Track Control Arm Dreieckslenker (NKW) / A-Frame (CV) Dreieckslenker / A-Frame Länge [mm] / Length [mm]:627 Rohr-Ø [mm] / Pipe Ø [mm]:48 Bohrung-Ø 1 / Bohrung-Ø 2 [mm] / Bore Ø 1 / Bore Ø 2 [mm]:25/25/25 Lochabstand 1/Lochabstand 2 / Hole Pitch 1/ Hole Pitch 2:130/130/152 Molekularlager / Molecular Bearing</p>	(3) (32) (31) (53) (64) (24) (50) (57)	<p>26053 01 81.43270.6087 © 25157 01</p> 																																																																		
	<table border="0"> <tr><td>26.320 FDC, FDRC, FDLC, FDLC/M, FDLRC, FDLRC/M, FNHLC</td><td>07.08 -</td></tr> <tr><td>26.320 FDLs, FDLs/M, FDLRS, FDLRS/M, FNHLS</td><td>07.08 -</td></tr> <tr><td>26.320 FDK, FDLK</td><td>07.08 -</td></tr> <tr><td>26.360 FDC, FDRC, FDRC/M, FDLC, FNHLC</td><td>08.08 -</td></tr> <tr><td>26.360 FDS, FDRS, FDRS/M, FDLS, FNHLS</td><td>08.08 -</td></tr> <tr><td>26.360 FDK, FDLK</td><td>08.08 -</td></tr> <tr><td>26.400 FDC, FDRC, FDC/M, FDLC, FDLC/M, FDLRC, FDLRC/M</td><td>02.09 -</td></tr> <tr><td>26.400 FDS, FDS/M, FDLS, FDLS/M</td><td>02.09 -</td></tr> <tr><td>26.400 FDK, FDLK</td><td>02.09 -</td></tr> <tr><td>26.440 FDC, FDRC, FDC/M, FDLC, FDLC/M, FNHLC</td><td>02.09 -</td></tr> <tr><td>26.440 FDS, FDRS, FDS/M, FDLS, FDLRS</td><td>02.09 -</td></tr> <tr><td>26.440 FDK, FDLK</td><td>02.09 -</td></tr> <tr><td>26.480 FDC, FDC/M, FDLC, FDLC/M, FDRC, FDRC/M, FNLHC</td><td>02.09 -</td></tr> <tr><td>26.480 FDS, FDS/M, FDLS, FDLS/M, FDRS, FDRS/M</td><td>02.09 -</td></tr> <tr><td>26.480 FDK, FDLK</td><td>02.09 -</td></tr> <tr><td>26.540 FDC, FDC/M, FDLC, FDLC/M, FDLRC, FDLRC/M</td><td>02.09 -</td></tr> <tr><td>26.540 FDS, FDS/M, FDLS, FDLRS, FDLS/M</td><td>02.09 -</td></tr> <tr><td>26.540 FDK, FDLK</td><td>02.09 -</td></tr> <tr><td>33.360 FDC, FDLC</td><td>06.08 -</td></tr> <tr><td>33.360 FDK, FDLK</td><td>02.09 -</td></tr> <tr><td>33.360 FDS, FDLS</td><td>02.09 -</td></tr> <tr><td>33.400 FDC, FDLC</td><td>06.08 -</td></tr> <tr><td>33.400 FDK, FDLK</td><td>07.08 -</td></tr> <tr><td>33.400 FDS, FDLS</td><td>02.09 -</td></tr> <tr><td>33.440 FDC, FDLC</td><td>06.08 -</td></tr> <tr><td>33.440 FDK, FDLK</td><td>06.08 -</td></tr> <tr><td>33.440 FDS, FDLS</td><td>06.08 -</td></tr> <tr><td>33.480 FDC, FDC/M, FDLC, FDLC/M</td><td>08.08 -</td></tr> <tr><td>33.480 FDK, FDLK</td><td>08.08 -</td></tr> <tr><td>33.480 FDS, FDLS, FDLS/M</td><td>08.08 -</td></tr> <tr><td>33.540 FDC, FDLC</td><td>02.09 -</td></tr> <tr><td>33.540 FDK, FDLK</td><td>02.09 -</td></tr> <tr><td>33.540 FDS, FDLS</td><td>02.09 -</td></tr> </table>	26.320 FDC, FDRC, FDLC, FDLC/M, FDLRC, FDLRC/M, FNHLC	07.08 -	26.320 FDLs, FDLs/M, FDLRS, FDLRS/M, FNHLS	07.08 -	26.320 FDK, FDLK	07.08 -	26.360 FDC, FDRC, FDRC/M, FDLC, FNHLC	08.08 -	26.360 FDS, FDRS, FDRS/M, FDLS, FNHLS	08.08 -	26.360 FDK, FDLK	08.08 -	26.400 FDC, FDRC, FDC/M, FDLC, FDLC/M, FDLRC, FDLRC/M	02.09 -	26.400 FDS, FDS/M, FDLS, FDLS/M	02.09 -	26.400 FDK, FDLK	02.09 -	26.440 FDC, FDRC, FDC/M, FDLC, FDLC/M, FNHLC	02.09 -	26.440 FDS, FDRS, FDS/M, FDLS, FDLRS	02.09 -	26.440 FDK, FDLK	02.09 -	26.480 FDC, FDC/M, FDLC, FDLC/M, FDRC, FDRC/M, FNLHC	02.09 -	26.480 FDS, FDS/M, FDLS, FDLS/M, FDRS, FDRS/M	02.09 -	26.480 FDK, FDLK	02.09 -	26.540 FDC, FDC/M, FDLC, FDLC/M, FDLRC, FDLRC/M	02.09 -	26.540 FDS, FDS/M, FDLS, FDLRS, FDLS/M	02.09 -	26.540 FDK, FDLK	02.09 -	33.360 FDC, FDLC	06.08 -	33.360 FDK, FDLK	02.09 -	33.360 FDS, FDLS	02.09 -	33.400 FDC, FDLC	06.08 -	33.400 FDK, FDLK	07.08 -	33.400 FDS, FDLS	02.09 -	33.440 FDC, FDLC	06.08 -	33.440 FDK, FDLK	06.08 -	33.440 FDS, FDLS	06.08 -	33.480 FDC, FDC/M, FDLC, FDLC/M	08.08 -	33.480 FDK, FDLK	08.08 -	33.480 FDS, FDLS, FDLS/M	08.08 -	33.540 FDC, FDLC	02.09 -	33.540 FDK, FDLK	02.09 -	33.540 FDS, FDLS	02.09 -		<p> Antriebsachse / Drive Shaft Achsausführung / Axle Version:HP- / HPD- Achsausführung / Axle Version:HYD- / HY- Baumuster / Model:26S Ausrichtung des Zentralgelenkes beachten! / Observe alignment of central link</p> (19) (17) (17) (22) (20)
26.320 FDC, FDRC, FDLC, FDLC/M, FDLRC, FDLRC/M, FNHLC	07.08 -																																																																				
26.320 FDLs, FDLs/M, FDLRS, FDLRS/M, FNHLS	07.08 -																																																																				
26.320 FDK, FDLK	07.08 -																																																																				
26.360 FDC, FDRC, FDRC/M, FDLC, FNHLC	08.08 -																																																																				
26.360 FDS, FDRS, FDRS/M, FDLS, FNHLS	08.08 -																																																																				
26.360 FDK, FDLK	08.08 -																																																																				
26.400 FDC, FDRC, FDC/M, FDLC, FDLC/M, FDLRC, FDLRC/M	02.09 -																																																																				
26.400 FDS, FDS/M, FDLS, FDLS/M	02.09 -																																																																				
26.400 FDK, FDLK	02.09 -																																																																				
26.440 FDC, FDRC, FDC/M, FDLC, FDLC/M, FNHLC	02.09 -																																																																				
26.440 FDS, FDRS, FDS/M, FDLS, FDLRS	02.09 -																																																																				
26.440 FDK, FDLK	02.09 -																																																																				
26.480 FDC, FDC/M, FDLC, FDLC/M, FDRC, FDRC/M, FNLHC	02.09 -																																																																				
26.480 FDS, FDS/M, FDLS, FDLS/M, FDRS, FDRS/M	02.09 -																																																																				
26.480 FDK, FDLK	02.09 -																																																																				
26.540 FDC, FDC/M, FDLC, FDLC/M, FDLRC, FDLRC/M	02.09 -																																																																				
26.540 FDS, FDS/M, FDLS, FDLRS, FDLS/M	02.09 -																																																																				
26.540 FDK, FDLK	02.09 -																																																																				
33.360 FDC, FDLC	06.08 -																																																																				
33.360 FDK, FDLK	02.09 -																																																																				
33.360 FDS, FDLS	02.09 -																																																																				
33.400 FDC, FDLC	06.08 -																																																																				
33.400 FDK, FDLK	07.08 -																																																																				
33.400 FDS, FDLS	02.09 -																																																																				
33.440 FDC, FDLC	06.08 -																																																																				
33.440 FDK, FDLK	06.08 -																																																																				
33.440 FDS, FDLS	06.08 -																																																																				
33.480 FDC, FDC/M, FDLC, FDLC/M	08.08 -																																																																				
33.480 FDK, FDLK	08.08 -																																																																				
33.480 FDS, FDLS, FDLS/M	08.08 -																																																																				
33.540 FDC, FDLC	02.09 -																																																																				
33.540 FDK, FDLK	02.09 -																																																																				
33.540 FDS, FDLS	02.09 -																																																																				
	<p>Lenker, Radaufhängung / Track Control Arm Vierpunktenker (NKW) / Four-Point Steering Arm (CV) nicht verstellbar / Not adjustable Länge [mm] / Length [mm]:572 Bohrung-Ø [mm] / Bore Ø [mm]:25 Lochabstand 1/Lochabstand 2 / Hole Pitch 1/ Hole Pitch 2:130 Molekularlager / Molecular Bearing</p>	(3) (70) (136) (53) (26) (50) (57)	<p>27601 01 81.43220.6327 © 30751 01</p> 																																																																		
	<table border="0"> <tr><td>26.320 FDC, FDRC, FDLC, FDLC/M, FDLRC, FDLRC/M, FNHLC</td><td>07.08 -</td></tr> <tr><td>26.360 FDC, FDRC, FDRC/M, FDLC, FNHLC</td><td>08.08 -</td></tr> <tr><td>26.360 FDS, FDRS, FDRS/M, FDLS, FNHLS</td><td>08.08 -</td></tr> <tr><td>26.400 FDS, FDS/M, FDLS, FDLS/M</td><td>02.09 -</td></tr> <tr><td>26.440 FDC, FDRC, FDC/M, FDLC, FDLC/M, FNHLC</td><td>02.09 -</td></tr> <tr><td>26.440 FDS, FDRS, FDS/M, FDLS, FDLRS</td><td>02.09 -</td></tr> <tr><td>26.480 FDC, FDC/M, FDLC, FDLC/M, FDRC, FDRC/M, FNLHC</td><td>02.09 -</td></tr> <tr><td>26.480 FDS, FDS/M, FDLS, FDLS/M, FDRS, FDRS/M</td><td>02.09 -</td></tr> <tr><td>26.540 FDC, FDC/M, FDLC, FDLC/M, FDLRC, FDLRC/M</td><td>02.09 -</td></tr> </table>	26.320 FDC, FDRC, FDLC, FDLC/M, FDLRC, FDLRC/M, FNHLC	07.08 -	26.360 FDC, FDRC, FDRC/M, FDLC, FNHLC	08.08 -	26.360 FDS, FDRS, FDRS/M, FDLS, FNHLS	08.08 -	26.400 FDS, FDS/M, FDLS, FDLS/M	02.09 -	26.440 FDC, FDRC, FDC/M, FDLC, FDLC/M, FNHLC	02.09 -	26.440 FDS, FDRS, FDS/M, FDLS, FDLRS	02.09 -	26.480 FDC, FDC/M, FDLC, FDLC/M, FDRC, FDRC/M, FNLHC	02.09 -	26.480 FDS, FDS/M, FDLS, FDLS/M, FDRS, FDRS/M	02.09 -	26.540 FDC, FDC/M, FDLC, FDLC/M, FDLRC, FDLRC/M	02.09 -		<p>Antriebsachse / Drive Shaft Baumuster / Model:35S</p> (19) (22)																																																
26.320 FDC, FDRC, FDLC, FDLC/M, FDLRC, FDLRC/M, FNHLC	07.08 -																																																																				
26.360 FDC, FDRC, FDRC/M, FDLC, FNHLC	08.08 -																																																																				
26.360 FDS, FDRS, FDRS/M, FDLS, FNHLS	08.08 -																																																																				
26.400 FDS, FDS/M, FDLS, FDLS/M	02.09 -																																																																				
26.440 FDC, FDRC, FDC/M, FDLC, FDLC/M, FNHLC	02.09 -																																																																				
26.440 FDS, FDRS, FDS/M, FDLS, FDLRS	02.09 -																																																																				
26.480 FDC, FDC/M, FDLC, FDLC/M, FDRC, FDRC/M, FNLHC	02.09 -																																																																				
26.480 FDS, FDS/M, FDLS, FDLS/M, FDRS, FDRS/M	02.09 -																																																																				
26.540 FDC, FDC/M, FDLC, FDLC/M, FDLRC, FDLRC/M	02.09 -																																																																				



TGS		6x4	10.07 -	
 10	Lenker, Radaufhängung / Track Control Arm Längslenker / Trailing Arm Länge [mm] / Length [mm]:572 Bohrung-Ø 1 / Bohrung-Ø 2 [mm] / Bore Ø 1 / Bore Ø 2 [mm]:19/19 Lochabstand 1/Lochabstand 2 / Hole Pitch 1/ Hole Pitch 2:130/130 Rohr-Ø [mm] / Pipe Ø [mm]:52 Molekularlager / Molecular Bearing	(3) (54) (53) (24) (50) (64) (57)		28329 01 81.43220.6268 ® 23211 01 
	26.320 FDC, FDRC, FDLC, FDLC/M, FDLRC, FDLRC/M, FNHLC 07.08 - 26.360 FDC, FDRC, FDRC/M, FDLC, FNHLC 08.08 - 26.360 FDS, FDRS, FDRS/M, FDLS, FNHLS 08.08 - 26.400 FDS, FDS/M, FDLS, FDLS/M 02.09 - 26.440 FDC, FDRC, FDC/M, FDLC, FDLC/M, FNHLC 02.09 - 26.440 FDS, FDRS, FDS/M, FDLS, FDLRS 02.09 - 26.480 FDC, FDC/M, FDLC, FDLC/M, FDRC, FDRC/M, FNLHC 02.09 - 26.480 FDS, FDS/M, FDLS, FDLS/M, FDRS, FDRS/M 02.09 - 26.540 FDC, FDC/M, FDLC, FDLC/M, FDLRC, FDLRC/M, 02.09 -		 für Fahrzeuge mit gelenkter Nachlaufachse / For vehicles with hinged trailing axle (95) Baumuster / Model:35S (22) bei RAS (hydraulisch zwangsgelenkte Nachlaufachse) / with RAS (hydraulically positively steered tag axle) (83)	
 10	Lenker, Radaufhängung / Track Control Arm Längslenker / Trailing Arm Länge [mm] / Length [mm]:694 Rohr-Ø [mm] / Pipe Ø [mm]:50 Bohrung-Ø 1 / Bohrung-Ø 2 [mm] / Bore Ø 1 / Bore Ø 2 [mm]:19/19 Lochabstand 1/Lochabstand 2 / Hole Pitch 1/ Hole Pitch 2:130/130	(3) (54) (53) (64) (24) (50)		34587 01 81.43220.6265 ® 21184 01 
	26.320 FDC, FDRC, FDLC, FDLC/M, FDLRC, FDLRC/M, FNHLC 07.08 - 26.360 FDC, FDRC, FDRC/M, FDLC, FNHLC 08.08 - 26.360 FDS, FDRS, FDRS/M, FDLS, FNHLS 08.08 - 26.400 FDS, FDS/M, FDLS, FDLS/M 02.09 - 26.440 FDC, FDRC, FDC/M, FDLC, FDLC/M, FNHLC 02.09 - 26.440 FDS, FDRS, FDS/M, FDLS, FDLRS 02.09 - 26.480 FDC, FDC/M, FDLC, FDLC/M, FDRC, FDRC/M, FNLHC 02.09 - 26.480 FDS, FDS/M, FDLS, FDLS/M, FDRS, FDRS/M 02.09 - 26.540 FDC, FDC/M, FDLC, FDLC/M, FDLRC, FDLRC/M, 02.09 -		Antriebsachse / Drive Shaft (19) Baumuster / Model:35S (22) Bei Fahrzeugen mit pneumatischer Anfahrhilfe / for vehicles with pneumatic starting traction control (23)	
 7	Spurstange / Rod Assembly Führungsstange / Guide Rod beidseitig verstellbar / Adjustable on both sides Länge [mm] / Length [mm]:1530 Konusmaß [mm] / Cone Size [mm]:30 Rohr-Ø [mm] / Pipe Ø [mm]:50 mit Zubehör / With accessories	(7) (35) (85) (53) (42) (64) (123)		25276 01 81.46711.6720 ▲ 11492 02 ▲ 11505 02 
	26.320 FDC, FDRC, FDLC, FDLC/M, FDLRC, FDLRC/M, FNHLC 07.08 - 26.360 FDC, FDRC, FDRC/M, FDLC, FNHLC 08.08 - 26.360 FDS, FDRS, FDRS/M, FDLS, FNHLS 08.08 - 26.400 FDS, FDS/M, FDLS, FDLS/M 02.09 - 26.440 FDC, FDRC, FDC/M, FDLC, FDLC/M, FNHLC 02.09 - 26.440 FDS, FDRS, FDS/M, FDLS, FDLRS 02.09 - 26.480 FDC, FDC/M, FDLC, FDLC/M, FDRC, FDRC/M, FNLHC 02.09 - 26.480 FDS, FDS/M, FDLS, FDLS/M, FDRS, FDRS/M 02.09 - 26.540 FDC, FDC/M, FDLC, FDLC/M, FDLRC, FDLRC/M, 02.09 -		 Achsausführung / Axle Version:NO- / NOL (17) Baumuster / Model:35S (22)	



MAN

TGS		6x4	10.07 -		
 5	Spurstangenkopf / Tie Rod End am Lenkzylinder / At steering cylinder Länge [mm] / Length [mm]:80 Innengewinde [mm] / Inner Thread [mm]:M30x1,5 mit Rechtsgewinde / with right-hand thread Konusmaß [mm] / Cone Size [mm]:30 mit Zubehör / With accessories	(8) (78) (53) (41) (118) (42) (123)		25165 01 81.95301.6238 	
	28.360 FANLC 08.08 - 28.360 FANLK 08.08 - 28.400 FANLC 08.08 - 28.400 FANLK 08.08 - 28.440 FANLC 08.08 - 28.440 FANLK 08.08 - 28.480 FANLC 08.08 - 28.480 FANLK 08.08 -		 für Fahrzeuge mit gelenkter Nachlaufachse / For vehicles with hinged trailing axle Baumuster / Model:84S bei RAS (hydraulisch zwangsgelenkte Nachlaufachse) / with RAS (hydraulically positively steered tag axle)	(95) (22) (83)	
 5	Spurstangenkopf / Tie Rod End am Lenkzylinder / At steering cylinder Länge [mm] / Length [mm]:90 Innengewinde / Inner Thread Gewindemaß / Thread Size:M26x1,5 Konusmaß [mm] / Cone Size [mm]:30 mit Zubehör / With accessories	(8) (78) (53) (40) (37) (42) (123)		33771 01 82.95301.6016 	
	26.320 FDC, FDRC, FDLC, FDLC/M, FDLRC, FDLRC/M, FNHLC 07.08 - 26.360 FDC, FDRC, FDRC/M, FDLC, FNHLC 08.08 - 26.360 FDS, FDRS, FDRS/M, FDLS, FNHLS 08.08 - 26.400 FDS, FDS/M, FDLS, FDLS/M 02.09 - 26.440 FDC, FDRC, FDC/M, FDLC, FDLC/M, FNHLC 02.09 - 26.440 FDS, FDRS, FDS/M, FDLS, FDLRS 02.09 - 26.480 FDC, FDC/M, FDLC, FDLC/M, FDRC, FDRC/M, FNLHC 02.09 - 26.480 FDS, FDS/M, FDLS, FDLS/M, FDRS, FDRS/M 02.09 - 26.540 FDC, FDC/M, FDLC, FDLC/M, FDLRC, FDLRC/M, 02.09 -		für Fahrzeuge mit gelenkter Nachlaufachse / For vehicles with hinged trailing axle für Lenkgetriebe-ID / For steering gear ID:ZF 8098 Baumuster / Model:35S	(95) (101) (22)	
 5	Spurstangenkopf / Tie Rod End am Lenkzylinder / At steering cylinder Länge [mm] / Length [mm]:75 Innengewinde / Inner Thread Gewindemaß / Thread Size:M26x1,5 Konusmaß [mm] / Cone Size [mm]:30 mit Zubehör / With accessories	(8) (78) (53) (40) (37) (42) (123)		33772 01 81.95301.6280 	
	26.320 FDC, FDRC, FDLC, FDLC/M, FDLRC, FDLRC/M, FNHLC 07.08 - 26.360 FDC, FDRC, FDRC/M, FDLC, FNHLC 08.08 - 26.360 FDS, FDRS, FDRS/M, FDLS, FNHLS 08.08 - 26.400 FDS, FDS/M, FDLS, FDLS/M 02.09 - 26.440 FDC, FDRC, FDC/M, FDLC, FDLC/M, FNHLC 02.09 - 26.440 FDS, FDRS, FDS/M, FDLS, FDLRS 02.09 - 26.480 FDC, FDC/M, FDLC, FDLC/M, FDRC, FDRC/M, FNLHC 02.09 - 26.480 FDS, FDS/M, FDLS, FDLS/M, FDRS, FDRS/M 02.09 - 26.540 FDC, FDC/M, FDLC, FDLC/M, FDLRC, FDLRC/M, 02.09 -		für Lenkgetriebe-ID / For steering gear ID:ZF 8098 für Fahrzeuge mit gelenkter Nachlaufachse / For vehicles with hinged trailing axle Baumuster / Model:35S	(101) (95) (22)	
 13	Stange/Strebe, Stabilisator / Link Stabiliser Koppelstange / Coupling Rod Länge [mm] / Length [mm]:450 Rohr-Ø [mm] / Pipe Ø [mm]:50 Bohrung-Ø [mm] / Bore Ø [mm]:22	(9) (43) (53) (64) (26)		34597 01 82.43718.5028 	
	28.360 FANLC 08.08 - 28.360 FANLK 08.08 - 28.400 FANLC 08.08 - 28.400 FANLK 08.08 - 28.440 FANLC 08.08 - 28.440 FANLK 08.08 - 28.480 FANLC 08.08 - 28.480 FANLK 08.08 -		 Antriebsachse / Drive Shaft Achsausführung / Axle Version:HP-1352 Baumuster / Model:84S	(19) (17) (22)	

Pos






Ref.



MAN



TGS 6x4 10.07 -

 13	Stange/Strebe, Stabilisator / Link Stabiliser Koppelstange / Coupling Rod Länge [mm] / Length [mm]:400 Rohr-Ø [mm] / Pipe Ø [mm]:50 Bohrung-Ø [mm] / Bore Ø [mm]:22	(9) (43) (53) (64) (26)	34598 01 81.43718.5133 
	26.320 FDC, FDRC, FDLC, FDLC/M, FDLRC, FDLRC/M, FNHLC 07.08 - 26.320 FDLS, FDLS/M, FDLRS, FDLRS/M, FNHLS 07.08 - 26.320 FDK, FDLK 07.08 - 26.360 FDC, FDRC, FDRC/M, FDLC, FNHLC 08.08 - 26.360 FDS, FDRS, FDRS/M, FDLS, FNHLS 08.08 - 26.360 FDK, FDLK 08.08 - 26.400 FDC, FDRC, FDC/M, FDLC, FDLC/M, FDLRC, FDLRC/M 02.09 - 26.400 FDS, FDS/M, FDLS, FDLS/M 02.09 - 26.400 FDK, FDLK 02.09 - 26.440 FDC, FDRC, FDC/M, FDLC, FDLC/M, FNHLC 02.09 - 26.440 FDS, FDRS, FDS/M, FDLS, FDLRS 02.09 - 26.440 FDK, FDLK 02.09 - 26.480 FDC, FDC/M, FDLC, FDLC/M, FDRC, FDRC/M, FNLHC 02.09 - 26.480 FDS, FDS/M, FDLS, FDLS/M, FDRS, FDRS/M 02.09 - 26.480 FDK, FDLK 02.09 - 26.540 FDC, FDC/M, FDLC, FDLC/M, FDLRC, FDLRC/M, 02.09 - 26.540 FDS, FDS/M, FDLS, FDLRS, FDLS/M 02.09 - 26.540 FDK, FDLK 02.09 - 33.360 FDC, FDLC 06.08 - 33.360 FDK, FDLK 02.09 - 33.360 FDS, FDLS 02.09 - 33.400 FDC, FDLC 06.08 - 33.400 FDK, FDLK 07.08 - 33.400 FDS, FDLS 02.09 - 33.440 FDC, FDLC 06.08 - 33.440 FDK, FDLK 06.08 - 33.440 FDS, FDLS 06.08 - 33.480 FDC, FDC/M, FDLC, FDLC/M 08.08 - 33.480 FDK, FDLK 08.08 - 33.480 FDS, FDLS, FDLS/M 08.08 - 33.540 FDC, FDLC 02.09 - 33.540 FDK, FDLK 02.09 - 33.540 FDS, FDLS 02.09 -		 Antriebsachse / Drive Shaft (19) Achsausführung / Axle Version:HD9/H9 (17) Achslast [t] / Axle Load [t]:2x11,5 (18) Achslast [t] / Axle Load [t]:2x13 (18) Baumuster / Model:30S (22)



MAN

TGS 6x6 10.07 -

6	<p>Spurstange / Rod Assembly Führungsstange / Guide Rod beidseitig verstellbar / Adjustable on both sides Länge [mm] / Length [mm]:1652 Konusmaß [mm] / Cone Size [mm]:30 Rohr-Ø [mm] / Pipe Ø [mm]:50 mit Zubehör / With accessories</p>	(7) (35) (85) (53) (42) (64) (123)	<p>11768 01 81.46711.6725 ▲ 11492 02 ▲ 11505 02</p> 
26.320 FDAC, FDALC, FDHLC, FDHLC/M, 07.08 - 26.320 FDAS, FDHLS, FDHLS/M, 07.08 - 26.320 FDAK, FDHLK 07.08 - 26.360 FDAC, FDALC, FDHLC, FDHLC/M 08.08 - 26.360 FDAS, FDHLS, FDHLS/M 08.08 - 26.360 FDAK, FDHLK 08.08 - 26.440 FDAK, FDALK, FDHLK 02.09 - 26.480 FDAC, FDALC, FDHLC, FDHLC/M 02.09 - 26.480 FDAS, FDALS, FDHLS 02.09 - 26.480 FDAK, FDALK, FDHLK 02.09 - 26.540 FDAC, FDALC, FDHLC, FDHLC/M 02.09 - 26.540 FDAS, FDALS, FDHLS 02.09 - 26.540 FDAK, FDALK, FDHLK 02.09 -		Baumuster / Model:70S (22) gerade Vorderachse / straight front axle (112)	
6	<p>Spurstange / Rod Assembly Führungsstange / Guide Rod einseitig verstellbar / Adjustable on one side Länge [mm] / Length [mm]:1588 Konusmaß [mm] / Cone Size [mm]:30 Rohr-Ø [mm] / Pipe Ø [mm]:52 mit Zubehör / With accessories</p>	(7) (35) (87) (53) (42) (64) (123)	<p>11770 01 81.46711.6736 ▲ 11505 02 21971 01</p> 
26.320 FDAC, FDALC, FDHLC, FDHLC/M, 07.08 - 26.320 FDAS, FDHLS, FDHLS/M, 07.08 - 26.320 FDAK, FDHLK 07.08 - 26.360 FDAC, FDALC, FDHLC, FDHLC/M 08.08 - 26.360 FDAS, FDHLS, FDHLS/M 08.08 - 26.360 FDAK, FDHLK 08.08 - 33.400 FDAC, FDALC 07.08 - 33.400 FDAS, FDALS 07.08 - 33.400 FDAK, FDALK 07.08 -		Antriebsachse / Drive Shaft (19) Achsausführung / Axle Version:VP-09 (17) Baumuster / Model:56S (22)	
26.400 FDAC, FDALC 02.09 - 26.400 FDAS, FDALS 02.09 - 26.400 FDAK, FDALK 02.09 - 26.440 FDAC, FDALC 02.09 - 26.440 FDAS, FDALS 02.09 - 26.440 FDAK, FDALK, FDHLK 02.09 - 26.480 FDAC, FDALC, FDHLC, FDHLC/M 02.09 - 26.480 FDAS, FDALS, FDHLS 02.09 - 26.480 FDAK, FDALK, FDHLK 02.09 - 26.540 FDAC, FDALC, FDHLC, FDHLC/M 02.09 - 26.540 FDAS, FDALS, FDHLS 02.09 - 26.540 FDAK, FDALK, FDHLK 02.09 - 33.360 FDAC, FDALC 06.08 - 33.360 FDAK, FDALK 02.09 - 33.360 FDAS, FDALS 06.08 - 33.440 FDAC, FDALC 07.08 - 33.440 FDAK, FDALK 07.08 - 33.440 FDAS, FDALS 06.08 - 33.480 FDAC, FDALC 08.08 - 33.480 FDAK, FDALK 08.08 - 33.480 FDAS, FDALS 08.08 - 33.540 FDAC, FDALC 02.09 - 33.540 FDAS, FDALS 02.09 - 33.540 FDAK, FDALK 02.09 -		Antriebsachse / Drive Shaft (19) Achsausführung / Axle Version:VP-09 (17) Baumuster / Model:56S 82S (22)	





Pos



Ref.






MAN

TGS		6x6	10.07 -	
 6	Spurstange / Rod Assembly Führungsstange / Guide Rod einseitig verstellbar / Adjustable on one side Länge [mm] / Length [mm]:1679 Konusmaß [mm] / Cone Size [mm]:30 Rohr-Ø [mm] / Pipe Ø [mm]:52 mit Zubehör / With accessories	(7) (35) (87) (53) (42) (64) (123)	25395 01 81.46711.6921  ▲ 21440 01 21971 01	
	26.320 FDAC, FDALC, FDHLC, FDHLC/M, 26.320 FDAS, FDHLS, FDHLS/M, 26.320 FDAK, FDHLK 26.360 FDAC, FDALC, FDHLC, FDHLC/M 26.360 FDAS, FDHLS, FDHLS/M 26.360 FDAK, FDHLK 26.440 FDAK, FDALK, FDHLK 26.480 FDAC, FDALC, FDHLC, FDHLC/M 26.480 FDAS, FDALS, FDHLS 26.480 FDAK, FDALK, FDHLK 26.540 FDAC, FDALC, FDHLC, FDHLC/M 26.540 FDAS, FDALS, FDHLS 26.540 FDAK, FDALK, FDHLK	07.08 - 07.08 - 07.08 - 08.08 - 08.08 - 08.08 - 02.09 - 02.09 - 02.09 - 02.09 - 02.09 - 02.09 - 02.09 - 02.09 - 02.09 -	Baumuster / Model:70S gekrüpte Vorderachse / Dropped front axle	(22) (110)
 1	Lenkstange / Centre Rod Assembly Schubstange / Push Rod einseitig verstellbar / Adjustable on one side Länge [mm] / Length [mm]:1021 Rohr-Ø [mm] / Pipe Ø [mm]:52 Konusmaß [mm] / Cone Size [mm]:30 mit Zubehör / With accessories	(4) (68) (87) (53) (64) (42) (123)	30585 01 81.46611.6202  ▲ 25353 01 21971 01	
	26.320 FDAC, FDALC, FDHLC, FDHLC/M, 26.320 FDAS, FDHLS, FDHLS/M, 26.320 FDAK, FDHLK 26.360 FDAC, FDALC, FDHLC, FDHLC/M 26.360 FDAS, FDHLS, FDHLS/M 26.360 FDAK, FDHLK 33.400 FDAC, FDALC 33.400 FDAS, FDALS 33.400 FDAK, FDALK	07.08 - 07.08 - 07.08 - 08.08 - 08.08 - 08.08 - 07.08 - 07.08 - 07.08 -	Lenkstockhebel zur 1. VA / Pitman Arm to 1st FA Antriebsachse / Drive Shaft Baumuster / Model:56S	(48) (19) (22)
	26.400 FDAC, FDALC 26.400 FDAS, FDALS 26.400 FDAK, FDALK 26.440 FDAC, FDALC 26.440 FDAS, FDALS 26.440 FDAK, FDALK, FDHLK 26.480 FDAC, FDALC, FDHLC, FDHLC/M 26.480 FDAS, FDALS, FDHLS 26.480 FDAK, FDALK, FDHLK 26.540 FDAC, FDALC, FDHLC, FDHLC/M 26.540 FDAS, FDALS, FDHLS 26.540 FDAK, FDALK, FDHLK 33.360 FDAC, FDALC 33.360 FDAK, FDALK 33.360 FDAS, FDALS 33.440 FDAC, FDALC 33.440 FDAK, FDALK 33.440 FDAS, FDALS 33.480 FDAC, FDALC 33.480 FDAK, FDALK 33.480 FDAS, FDALS 33.540 FDAC, FDALC 33.540 FDAS, FDALS 33.540 FDAK, FDALK	02.09 - 02.09 - 02.09 - 02.09 - 02.09 - 02.09 - 02.09 - 02.09 - 02.09 - 02.09 - 02.09 - 02.09 - 02.09 - 02.09 - 02.09 - 06.08 - 02.09 - 06.08 - 07.08 - 07.08 - 06.08 - 08.08 - 08.08 - 08.08 - 02.09 - 02.09 - 02.09 -	Lenkstockhebel zur 1. VA / Pitman Arm to 1st FA Antriebsachse / Drive Shaft Baumuster / Model:56S 82S	(48) (19) (22)













MAN

TGS 6x6 10.07 -

 1	<p>Lenkstange / Centre Rod Assembly Schubstange / Push Rod einseitig verstellbar / Adjustable on one side Länge [mm] / Length [mm]:993 Konusmaß [mm] / Cone Size [mm]:30 Rohr-Ø [mm] / Pipe Ø [mm]:52 mit Zubehör / With accessories</p>	<p>(4) (68) (87) (53) (42) (64) (123)</p>	<p>30592 01 81.46611.6198 21971 01  25353 01</p>
	<p>26.320 FDAC, FDALC, FDHLC, FDHLC/M, 07.08 - 26.320 FDAS, FDHLS, FDHLS/M, 07.08 - 26.320 FDAK, FDHLK 07.08 - 26.360 FDAC, FDALC, FDHLC, FDHLC/M 08.08 - 26.360 FDAS, FDHLS, FDHLS/M 08.08 - 26.360 FDAK, FDHLK 08.08 - 26.440 FDAK, FDALK, FDHLK 02.09 - 26.480 FDAC, FDALC, FDHLC, FDHLC/M 02.09 - 26.480 FDAS, FDALS, FDHLS 02.09 - 26.480 FDAK, FDALK, FDHLK 02.09 - 26.540 FDAC, FDALC, FDHLC, FDHLC/M 02.09 - 26.540 FDAS, FDALS, FDHLS 02.09 - 26.540 FDAK, FDALK, FDHLK 02.09 -</p>	<p> Lenkstockhebel zur 1. VA / Pitman Arm to 1st FA Baumuster / Model:70S</p>	<p>(48) (22)</p>









TGS 6x6 10.07 -

 10	Lenker, Radaufhängung / Track Control Arm Längslenker / Trailing Arm nicht verstellbar / Not adjustable Länge [mm] / Length [mm]:596 Rohr-Ø [mm] / Pipe Ø [mm]:48 Bohrung-Ø 1 / Bohrung-Ø 2 [mm] / Bore Ø 1 / Bore Ø 2 [mm]:19/19 Lochabstand 1/Lochabstand 2 / Hole Pitch 1/ Hole Pitch 2:130/130 Molekularlager / Molecular Bearing	(3) (54) (136) (53) (64) (24) (50) (57)	<p>25041 01 81.43220.6196 © 30610 01</p> 
	26.320 FDAC, FDALC, FDHLC, FDHLC/M, 26.320 FDAS, FDHLS, FDHLS/M, 26.320 FDAK, FDHLK 26.360 FDAC, FDALC, FDHLC, FDHLC/M 26.360 FDAS, FDHLS, FDHLS/M 26.360 FDAK, FDHLK	07.08 - 07.08 - 07.08 - 08.08 - 08.08 - 08.08 -	 Antriebsachse / Drive Shaft (19) Achsausführung / Axle Version:HD9-/H9- (17) Baumuster / Model:70S (22) Mittelhohe Bauart / Medium-high design (56)
	26.320 FDAC, FDALC, FDHLC, FDHLC/M, 26.320 FDAS, FDHLS, FDHLS/M, 26.320 FDAK, FDHLK 26.360 FDAC, FDALC, FDHLC, FDHLC/M 26.360 FDAS, FDHLS, FDHLS/M 26.360 FDAK, FDHLK	07.08 - 07.08 - 07.08 - 08.08 - 08.08 - 08.08 -	 Antriebsachse / Drive Shaft (19) Achsausführung / Axle Version:HPD-/HP- (17) Baumuster / Model:56S (22) Hohe Bauart / High design (39)
	26.400 FDAC, FDALC 26.400 FDAS, FDALS 26.400 FDAK, FDALK 26.440 FDAC, FDALC 26.440 FDAS, FDALS 33.360 FDAC, FDALC 33.360 FDAK, FDALK 33.360 FDAS, FDALS 33.440 FDAC, FDALC 33.440 FDAK, FDALK 33.440 FDAS, FDALS 33.480 FDAC, FDALC 33.480 FDAK, FDALK 33.480 FDAS, FDALS 33.540 FDAC, FDALC 33.540 FDAS, FDALS 33.540 FDAK, FDALK	02.09 - 02.09 - 02.09 - 02.09 - 02.09 - 06.08 - 02.09 - 06.08 - 07.08 - 07.08 - 06.08 - 08.08 - 08.08 - 08.08 - 02.09 - 02.09 - 02.09 -	 Antriebsachse / Drive Shaft (19) Achsausführung / Axle Version:HPD-/HP- (17) Baumuster / Model:56S (22) Hohe Bauart / High design (39)
	26.400 FDAC, FDALC 26.400 FDAS, FDALS 26.400 FDAK, FDALK 26.440 FDAC, FDALC 26.440 FDAS, FDALS 33.360 FDAC, FDALC 33.360 FDAK, FDALK 33.360 FDAS, FDALS 33.440 FDAC, FDALC 33.440 FDAK, FDALK 33.440 FDAS, FDALS 33.480 FDAC, FDALC 33.480 FDAK, FDALK 33.480 FDAS, FDALS 33.540 FDAC, FDALC 33.540 FDAS, FDALS 33.540 FDAK, FDALK	02.09 - 02.09 - 02.09 - 02.09 - 02.09 - 06.08 - 02.09 - 06.08 - 07.08 - 07.08 - 06.08 - 08.08 - 08.08 - 08.08 - 02.09 - 02.09 - 02.09 -	 Antriebsachse / Drive Shaft (19) Achsausführung / Axle Version:HPD-/HP- (17) Baumuster / Model:82S (22) Hohe Bauart / High design (39)
	26.440 FDAK, FDALK, FDHLK 26.480 FDAC, FDALC, FDHLC, FDHLC/M 26.480 FDAS, FDALS, FDHLS 26.480 FDAK, FDALK, FDHLK 26.540 FDAC, FDALC, FDHLC, FDHLC/M 26.540 FDAS, FDALS, FDHLS 26.540 FDAK, FDALK, FDHLK	02.09 - 02.09 - 02.09 - 02.09 - 02.09 - 02.09 - 02.09 -	 Antriebsachse / Drive Shaft (19) Achsausführung / Axle Version:HPD-/HP- (17) Baumuster / Model:82S (22) Hohe Bauart / High design (39)
	26.440 FDAK, FDALK, FDHLK 26.480 FDAC, FDALC, FDHLC, FDHLC/M 26.480 FDAS, FDALS, FDHLS 26.480 FDAK, FDALK, FDHLK 26.540 FDAC, FDALC, FDHLC, FDHLC/M 26.540 FDAS, FDALS, FDHLS 26.540 FDAK, FDALK, FDHLK	02.09 - 02.09 - 02.09 - 02.09 - 02.09 - 02.09 - 02.09 -	 Antriebsachse / Drive Shaft (19) Achsausführung / Axle Version:HPD-/HP- (17) Baumuster / Model:56S (22) Hohe Bauart / High design (39)
	26.440 FDAK, FDALK, FDHLK 26.480 FDAC, FDALC, FDHLC, FDHLC/M 26.480 FDAS, FDALS, FDHLS 26.480 FDAK, FDALK, FDHLK 26.540 FDAC, FDALC, FDHLC, FDHLC/M 26.540 FDAS, FDALS, FDHLS 26.540 FDAK, FDALK, FDHLK	02.09 - 02.09 - 02.09 - 02.09 - 02.09 - 02.09 - 02.09 -	 Antriebsachse / Drive Shaft (19) Achsausführung / Axle Version:HD9-/H9- (17) Baumuster / Model:70S (22) Mittelhohe Bauart / Medium-high design (56)
	33.400 FDAC, FDALC 33.400 FDAS, FDALS 33.400 FDAK, FDALK	07.08 - 07.08 - 07.08 -	 Antriebsachse / Drive Shaft (19) Achsausführung / Axle Version:HPD-/HP- (17) Baumuster / Model:56S (22) Hohe Bauart / High design (39)












MAN

TGS 6x6 10.07 -

 10	<p>Lenker, Radaufhängung / Track Control Arm Längslenker / Trailing Arm nicht verstellbar / Not adjustable Länge [mm] / Length [mm]:572 Lochabstand 1/Lochabstand 2 / Hole Pitch 1/ Hole Pitch 2:130/130 Bohrung-Ø 1 / Bohrung-Ø 2 [mm] / Bore Ø 1 / Bore Ø 2 [mm]:19/19 Rohr-Ø [mm] / Pipe Ø [mm]:48 Molekularlager / Molecular Bearing</p>	(3) (54) (136) (53) (50) (24) (64) (57)	<p>25209 02 81.43220.6229 ® 23211 01</p> 
	26.320 FDAC, FDALC, FDHLC, FDHLC/M, 07.08 - 26.320 FDAS, FDHLS, FDHLS/M, 07.08 - 26.320 FDAK, FDHLK 07.08 - 26.360 FDAC, FDALC, FDHLC, FDHLC/M 08.08 - 26.360 FDAS, FDHLS, FDHLS/M 08.08 - 26.360 FDAK, FDHLK 08.08 - 26.440 FDAK, FDALK, FDHLK 02.09 - 26.480 FDAC, FDALC, FDHLC, FDHLC/M 02.09 - 26.480 FDAS, FDALS, FDHLS 02.09 - 26.480 FDAK, FDALK, FDHLK 02.09 - 26.540 FDAC, FDALC, FDHLC, FDHLC/M 02.09 - 26.540 FDAS, FDALS, FDHLS 02.09 - 26.540 FDAK, FDALK, FDHLK 02.09 -		 <p>Antriebsachse / Drive Shaft (19) Achsausführung / Axle Version:HYD-/HY- (17) Baumuster / Model:70S (22) Niedrige Bauart / Low design (60)</p>
 8	<p>Lenker, Radaufhängung / Track Control Arm Dreieckslenker / A-Frame Dreieckslenker (NKW) / A-Frame (CV) Länge [mm] / Length [mm]:627 Lochabstand 1/Lochabstand 2 / Hole Pitch 1/ Hole Pitch 2:130/130 Bohrung-Ø 1 / Bohrung-Ø 2 [mm] / Bore Ø 1 / Bore Ø 2 [mm]:23/23 Rohr-Ø [mm] / Pipe Ø [mm]:48</p>	(3) (31) (32) (53) (50) (24) (64)	<p>25210 01 81.43270.6096 ® 30588 01 ® 31139 01</p> 
	26.320 FDAC, FDALC, FDHLC, FDHLC/M, 07.08 - 26.320 FDAS, FDHLS, FDHLS/M, 07.08 - 26.320 FDAK, FDHLK 07.08 - 26.360 FDAC, FDALC, FDHLC, FDHLC/M 08.08 - 26.360 FDAS, FDHLS, FDHLS/M 08.08 - 26.360 FDAK, FDHLK 08.08 - 26.440 FDAK, FDALK, FDHLK 02.09 - 26.480 FDAC, FDALC, FDHLC, FDHLC/M 02.09 - 26.480 FDAS, FDALS, FDHLS 02.09 - 26.480 FDAK, FDALK, FDHLK 02.09 - 26.540 FDAC, FDALC, FDHLC, FDHLC/M 02.09 - 26.540 FDAS, FDALS, FDHLS 02.09 - 26.540 FDAK, FDALK, FDHLK 02.09 -		 <p>Antriebsachse / Drive Shaft (19) Achsausführung / Axle Version:HYD-/HY- (17) Baumuster / Model:70S (22) Niedrige Bauart / Low design (60)</p>









TGS		6x6	10.07 -			
 8	Lenker, Radaufhängung / Track Control Arm	(3)			26053 01 81.43270.6087	
	Dreieckslenker (NKW) / A-Frame (CV)	(32)			® 25157 01	
	Dreieckslenker / A-Frame	(31)				
	Länge [mm] / Length [mm]:627	(53)				
	Rohr-Ø [mm] / Pipe Ø [mm]:48	(64)				
	Bohrung-Ø 1 / Bohrung-Ø 2 [mm] / Bore Ø 1 / Bore Ø 2 [mm]:25/25/25	(24)				
	Lochabstand 1/Lochabstand 2 / Hole Pitch 1/ Hole Pitch 2:130/130/152	(50)				
	Molekularlager / Molecular Bearing	(57)				
	26.320 FDAC, FDALC, FDHLC, FDHLC/M, 26.320 FDAS, FDHLS, FDHLS/M, 26.320 FDAK, FDHLK	07.08 - 07.08 - 07.08 -			Antriebsachse / Drive Shaft Achsausführung / Axle Version:HPD-/HP- Baumuster / Model:56S Hohe Bauart / High design Ausrichtung des Zentralgelenkes beachten! / Observe alignment of central link	(19) (17) (22) (39) (20)
	26.320 FDAC, FDALC, FDHLC, FDHLC/M, 26.320 FDAS, FDHLS, FDHLS/M, 26.320 FDAK, FDHLK	07.08 - 07.08 - 07.08 -			Antriebsachse / Drive Shaft Achsausführung / Axle Version:HD9-/H9- Baumuster / Model:70S Mittelhohe Bauart / Medium-high design Ausrichtung des Zentralgelenkes beachten! / Observe alignment of central link	(19) (17) (22) (56) (20)
26.400 FDAC, FDALC 26.400 FDAS, FDALS 26.400 FDAK, FDALK	02.09 - 02.09 - 02.09 -			Antriebsachse / Drive Shaft Achsausführung / Axle Version:HPD-/HP- Baumuster / Model:82S Hohe Bauart / High design Ausrichtung des Zentralgelenkes beachten! / Observe alignment of central link	(19) (17) (22) (39) (20)	
26.440 FDAC, FDALC 26.440 FDAS, FDALS 26.440 FDAK, FDALK	02.09 - 02.09 - 02.09 -			Antriebsachse / Drive Shaft Achsausführung / Axle Version:HPD-/HP- Baumuster / Model:56S Hohe Bauart / High design Ausrichtung des Zentralgelenkes beachten! / Observe alignment of central link	(19) (17) (22) (39) (20)	
26.480 FDAC, FDALC 26.480 FDAK, FDALK 26.480 FDAS, FDALS	02.09 - 02.09 - 02.09 -			Antriebsachse / Drive Shaft Achsausführung / Axle Version:HPD-/HP- Baumuster / Model:82S Hohe Bauart / High design Ausrichtung des Zentralgelenkes beachten! / Observe alignment of central link	(19) (17) (22) (39) (20)	
26.440 FDAK, FDALK, FDHLK 26.480 FDAC, FDALC, FDHLC, FDHLC/M 26.480 FDAS, FDALS, FDHLS	02.09 - 02.09 - 02.09 -			Antriebsachse / Drive Shaft Achsausführung / Axle Version:HPD-/HP- Baumuster / Model:82S Hohe Bauart / High design Ausrichtung des Zentralgelenkes beachten! / Observe alignment of central link	(19) (17) (22) (39) (20)	
26.540 FDAC, FDALC, FDHLC, FDHLC/M 26.540 FDAS, FDALS, FDHLS 26.540 FDAK, FDALK, FDHLK	02.09 - 02.09 - 02.09 -			Antriebsachse / Drive Shaft Achsausführung / Axle Version:HD9-/H9- Baumuster / Model:70S Mittelhohe Bauart / Medium-high design Ausrichtung des Zentralgelenkes beachten! / Observe alignment of central link	(19) (17) (22) (56) (20)	









MAN

TGS 6x6 10.07 -

<p> 8</p>	<p>Lenker, Radaufhängung / Track Control Arm Dreieckslenker (NKW) / A-Frame (CV) Dreieckslenker / A-Frame Länge [mm] / Length [mm]:627 Rohr-Ø [mm] / Pipe Ø [mm]:48 Bohrung-Ø 1 / Bohrung-Ø 2 [mm] / Bore Ø 1 / Bore Ø 2 [mm]:25/25/25 Lochabstand 1/Lochabstand 2 / Hole Pitch 1/ Hole Pitch 2:130/130/152 Molekularlager / Molecular Bearing</p>	<p>(3) (32) (31) (53) (64) (24) (50) (57)</p>	<p>26053 01 81.43270.6087 © 25157 01</p> 
	<p>26.440 FDAK, FDALK, FDHLK 02.09 - 26.480 FDAC, FDALC, FDHLC, FDHLC/M 02.09 - 26.480 FDAS, FDALS, FDHLS 02.09 - 26.480 FDAK, FDALK, FDHLK 02.09 - 26.540 FDAC, FDALC, FDHLC, FDHLC/M 02.09 - 26.540 FDAS, FDALS, FDHLS 02.09 - 26.540 FDAK, FDALK, FDHLK 02.09 -</p>		<p> Antriebsachse / Drive Shaft (19) Achsausführung / Axle Version:HPD-/HP- (17) Baumuster / Model:56S (22) Hohe Bauart / High design (39) Ausrichtung des Zentralgelenkes beachten! / Observe alignment of central link (20)</p>
<p> 8</p>	<p>Lenker, Radaufhängung / Track Control Arm Dreieckslenker (NKW) / A-Frame (CV) Länge [mm] / Length [mm]:622 Rohr-Ø [mm] / Pipe Ø [mm]:60 Bohrung-Ø 1 / Bohrung-Ø 2 [mm] / Bore Ø 1 / Bore Ø 2 [mm]:24/24 Lochabstand 1/Lochabstand 2 / Hole Pitch 1/ Hole Pitch 2:130/130</p>	<p>(3) (32) (53) (64) (24) (50)</p>	<p>30752 01 81.43270.6145</p> 
	<p>26.320 FDAC, FDALC, FDHLC, FDHLC/M, 07.08 - 26.320 FDAS, FDHLS, FDHLS/M, 07.08 - 26.320 FDAK, FDHLK 07.08 - 26.360 FDAC, FDALC, FDHLC, FDHLC/M 08.08 - 26.360 FDAS, FDHLS, FDHLS/M 08.08 - 26.360 FDAK, FDHLK 08.08 - 26.400 FDAC, FDALC 02.09 - 26.400 FDAS, FDALS 02.09 - 26.400 FDAK, FDALK 02.09 - 26.440 FDAC, FDALC 02.09 - 26.440 FDAS, FDALS 02.09 - 26.440 FDAK, FDALK, FDHLK 02.09 - 26.480 FDAC, FDALC, FDHLC, FDHLC/M 02.09 - 26.480 FDAS, FDALS, FDHLS 02.09 - 26.480 FDAK, FDALK, FDHLK 02.09 - 26.540 FDAC, FDALC, FDHLC, FDHLC/M 02.09 - 26.540 FDAS, FDALS, FDHLS 02.09 - 26.540 FDAK, FDALK, FDHLK 02.09 - 33.360 FDAC, FDALC 06.08 - 33.360 FDAK, FDALK 02.09 - 33.360 FDAS, FDALS 06.08 - 33.400 FDAC, FDALC 07.08 - 33.400 FDAS, FDALS 07.08 - 33.400 FDAK, FDALK 07.08 - 33.440 FDAC, FDALC 07.08 - 33.440 FDAK, FDALK 07.08 - 33.440 FDAS, FDALS 06.08 - 33.480 FDAC, FDALC 08.08 - 33.480 FDAK, FDALK 08.08 - 33.480 FDAS, FDALS 08.08 - 33.540 FDAC, FDALC 02.09 - 33.540 FDAS, FDALS 02.09 - 33.540 FDAK, FDALK 02.09 -</p>		<p> Antriebsachse / Drive Shaft (19) Achsausführung / Axle Version:HPD-/HP- (17) Baumuster / Model:56S (22) Hohe Bauart / High design (39)</p>








TGS 6x6 10.07 -

<p> 10</p>	<p>Lenker, Radaufhängung / Track Control Arm Längslenker / Trailing Arm Länge [mm] / Length [mm]:585 Rohr-Ø [mm] / Pipe Ø [mm]:58 Bohrung-Ø 1 / Bohrung-Ø 2 [mm] / Bore Ø 1 / Bore Ø 2 [mm]:21 / 21 Lochabstand 1/Lochabstand 2 / Hole Pitch 1/ Hole Pitch 2:130/ 130 Molekularlager / Molecular Bearing</p>	<p>(3) (54) (53) (64) (24) (50) (57)</p>	<p>31936 01 82.43220.6008 © 21769 01</p> 
	<p>26.320 FDAC, FDALC, FDHLC, FDHLC/M, 07.08 - 26.320 FDAS, FDHLS, FDHLS/M, 07.08 - 26.320 FDAK, FDHLK 07.08 - 26.360 FDAC, FDALC, FDHLC, FDHLC/M 08.08 - 26.360 FDAS, FDHLS, FDHLS/M 08.08 - 26.360 FDAK, FDHLK 08.08 - 26.400 FDAC, FDALC 02.09 - 26.400 FDAS, FDALS 02.09 - 26.400 FDAK, FDALK 02.09 - 26.440 FDAC, FDALC 02.09 - 26.440 FDAS, FDALS 02.09 - 26.440 FDAK, FDALK, FDHLK 02.09 - 26.480 FDAC, FDALC, FDHLC, FDHLC/M 02.09 - 26.480 FDAS, FDALS, FDHLS 02.09 - 26.480 FDAK, FDALK, FDHLK 02.09 - 26.540 FDAC, FDALC, FDHLC, FDHLC/M 02.09 - 26.540 FDAS, FDALS, FDHLS 02.09 - 26.540 FDAK, FDALK, FDHLK 02.09 - 33.360 FDAC, FDALC 06.08 - 33.360 FDAK, FDALK 02.09 - 33.360 FDAS, FDALS 06.08 - 33.400 FDAC, FDALC 07.08 - 33.400 FDAS, FDALS 07.08 - 33.400 FDAK, FDALK 07.08 - 33.440 FDAC, FDALC 07.08 - 33.440 FDAK, FDALK 07.08 - 33.440 FDAS, FDALS 06.08 - 33.480 FDAC, FDALC 08.08 - 33.480 FDAK, FDALK 08.08 - 33.480 FDAS, FDALS 08.08 - 33.540 FDAC, FDALC 02.09 - 33.540 FDAS, FDALS 02.09 - 33.540 FDAK, FDALK 02.09 -</p>		<p> Antriebsachse / Drive Shaft Achsausführung / Axle Version:HPD-/HP- (19) Baumuster / Model:56S (17) Hohe Bauart / High design (22) (39)</p>
<p> 13</p>	<p>Stange/Strebe, Stabilisator / Link Stabiliser Koppelstange / Coupling Rod Länge [mm] / Length [mm]:450 Rohr-Ø [mm] / Pipe Ø [mm]:50 Bohrung-Ø [mm] / Bore Ø [mm]:22</p>	<p>(9) (43) (53) (64) (26)</p>	<p>34597 01 82.43718.5028</p>  <p> 1.HA / 1st RA (12) 2.HA / 2nd RA (14) Achsausführung / Axle Version:HP-1352 (17) Achsausführung / Axle Version:HPD-1382 (17) Baumuster / Model:82S (22)</p>
	<p>26.400 FDAC, FDALC 02.09 - 26.400 FDAS, FDALS 02.09 - 26.400 FDAK, FDALK 02.09 - 26.440 FDAC, FDALC 02.09 - 26.440 FDAS, FDALS 02.09 - 26.440 FDAK, FDALK, FDHLK 02.09 - 26.480 FDAC, FDALC, FDHLC, FDHLC/M 02.09 - 26.480 FDAS, FDALS, FDHLS 02.09 - 26.480 FDAK, FDALK, FDHLK 02.09 - 26.540 FDAC, FDALC, FDHLC, FDHLC/M 02.09 - 26.540 FDAS, FDALS, FDHLS 02.09 - 26.540 FDAK, FDALK, FDHLK 02.09 - 33.360 FDAC, FDALC 06.08 - 33.360 FDAK, FDALK 02.09 - 33.360 FDAS, FDALS 06.08 - 33.440 FDAC, FDALC 07.08 - 33.440 FDAK, FDALK 07.08 - 33.440 FDAS, FDALS 06.08 - 33.480 FDAC, FDALC 08.08 - 33.480 FDAK, FDALK 08.08 - 33.480 FDAS, FDALS 08.08 - 33.540 FDAC, FDALC 02.09 - 33.540 FDAS, FDALS 02.09 - 33.540 FDAK, FDALK 02.09 -</p>		



MAN

TGS 6x6 10.07 -

 13	Stange/Strebe, Stabilisator / Link Stabiliser Koppelstange / Coupling Rod Länge [mm] / Length [mm]:400 Rohr-Ø [mm] / Pipe Ø [mm]:50 Bohrung-Ø [mm] / Bore Ø [mm]:22	(9) (43) (53) (64) (26)	34598 01 81.43718.5133 																																						
	<table border="0" style="width: 100%;"> <tr> <td style="width: 40%;">26.320 FDAC, FDALC, FDHLC, FDHLC/M,</td> <td style="width: 15%;">07.08 -</td> <td rowspan="14" style="width: 40%; vertical-align: top;">  Antriebsachse / Drive Shaft (19) Achsausführung / Axle Version:HD9/H9 (17) Achslast [t] / Axle Load [t]:2x11,5 (18) Achslast [t] / Axle Load [t]:2x13 (18) Baumuster / Model:70S (22) </td> <td style="width: 5%;"></td> </tr> <tr> <td>26.320 FDAS, FDHLS, FDHLS/M,</td> <td>07.08 -</td> <td></td> </tr> <tr> <td>26.320 FDAK, FDHLK</td> <td>07.08 -</td> <td></td> </tr> <tr> <td>26.360 FDAC, FDALC, FDHLC, FDHLC/M</td> <td>08.08 -</td> <td></td> </tr> <tr> <td>26.360 FDAS, FDHLS, FDHLS/M</td> <td>08.08 -</td> <td></td> </tr> <tr> <td>26.360 FDAK, FDHLK</td> <td>08.08 -</td> <td></td> </tr> <tr> <td>26.440 FDAK, FDALK, FDHLK</td> <td>02.09 -</td> <td></td> </tr> <tr> <td>26.480 FDAC, FDALC, FDHLC, FDHLC/M</td> <td>02.09 -</td> <td></td> </tr> <tr> <td>26.480 FDAS, FDALS, FDHLS</td> <td>02.09 -</td> <td></td> </tr> <tr> <td>26.480 FDAK, FDALK, FDHLK</td> <td>02.09 -</td> <td></td> </tr> <tr> <td>26.540 FDAC, FDALC, FDHLC, FDHLC/M</td> <td>02.09 -</td> <td></td> </tr> <tr> <td>26.540 FDAS, FDALS, FDHLS</td> <td>02.09 -</td> <td></td> </tr> <tr> <td>26.540 FDAK, FDALK, FDHLK</td> <td>02.09 -</td> <td></td> </tr> </table>	26.320 FDAC, FDALC, FDHLC, FDHLC/M,	07.08 -	 Antriebsachse / Drive Shaft (19) Achsausführung / Axle Version:HD9/H9 (17) Achslast [t] / Axle Load [t]:2x11,5 (18) Achslast [t] / Axle Load [t]:2x13 (18) Baumuster / Model:70S (22)		26.320 FDAS, FDHLS, FDHLS/M,	07.08 -		26.320 FDAK, FDHLK	07.08 -		26.360 FDAC, FDALC, FDHLC, FDHLC/M	08.08 -		26.360 FDAS, FDHLS, FDHLS/M	08.08 -		26.360 FDAK, FDHLK	08.08 -		26.440 FDAK, FDALK, FDHLK	02.09 -		26.480 FDAC, FDALC, FDHLC, FDHLC/M	02.09 -		26.480 FDAS, FDALS, FDHLS	02.09 -		26.480 FDAK, FDALK, FDHLK	02.09 -		26.540 FDAC, FDALC, FDHLC, FDHLC/M	02.09 -		26.540 FDAS, FDALS, FDHLS	02.09 -		26.540 FDAK, FDALK, FDHLK	02.09 -	
26.320 FDAC, FDALC, FDHLC, FDHLC/M,	07.08 -	 Antriebsachse / Drive Shaft (19) Achsausführung / Axle Version:HD9/H9 (17) Achslast [t] / Axle Load [t]:2x11,5 (18) Achslast [t] / Axle Load [t]:2x13 (18) Baumuster / Model:70S (22)																																							
26.320 FDAS, FDHLS, FDHLS/M,	07.08 -																																								
26.320 FDAK, FDHLK	07.08 -																																								
26.360 FDAC, FDALC, FDHLC, FDHLC/M	08.08 -																																								
26.360 FDAS, FDHLS, FDHLS/M	08.08 -																																								
26.360 FDAK, FDHLK	08.08 -																																								
26.440 FDAK, FDALK, FDHLK	02.09 -																																								
26.480 FDAC, FDALC, FDHLC, FDHLC/M	02.09 -																																								
26.480 FDAS, FDALS, FDHLS	02.09 -																																								
26.480 FDAK, FDALK, FDHLK	02.09 -																																								
26.540 FDAC, FDALC, FDHLC, FDHLC/M	02.09 -																																								
26.540 FDAS, FDALS, FDHLS	02.09 -																																								
26.540 FDAK, FDALK, FDHLK	02.09 -																																								











Pos



Ref.















MAN















TGS		8x2/4	10.07 -		
 6	Spurstange / Rod Assembly Führungsstange / Guide Rod einseitig verstellbar / Adjustable on one side Länge [mm] / Length [mm]:1679 Konusmaß [mm] / Cone Size [mm]:30 Rohr-Ø [mm] / Pipe Ø [mm]:52 mit Zubehör / With accessories	(7) (35) (87) (53) (42) (64) (123)		25395 01 81.46711.6921 ▲ 21440 01 ▲ 21971 01	
	35.320 FFNLC 01.09 - 35.360 FFNLC 06.08 - 35.400 FFNLC 06.08 - 35.440 FFNLC 06.08 - 35.480 FFNLC 06.08 -		Baumuster / Model:90S gekröpfte Vorderachse / Dropped front axle	(22) (110)	
 3	Lenkstange / Centre Rod Assembly Schubstange / Push Rod nicht verstellbar / Not adjustable Länge [mm] / Length [mm]:1800 Konusmaß [mm] / Cone Size [mm]:30 Rohr-Ø [mm] / Pipe Ø [mm]:62 mit Zubehör / With accessories	(4) (68) (136) (53) (42) (64) (123)		28328 01 81.46611.6161	
	35.320 FFNLC 01.09 - 35.360 FFNLC 06.08 - 35.400 FFNLC 06.08 - 35.440 FFNLC 06.08 - 35.480 FFNLC 06.08 -		LHD am Lenkhebel / At steering lever am Zwischenhebel / At the intermediate lever nicht für Fahrzeuge mit gelenkter Nachlaufachse / Not for vehicles with hinged trailing axle Baumuster / Model:90S	(77) (80) (131) (22)	
 2	Lenkstange / Centre Rod Assembly Schubstange / Push Rod beidseitig verstellbar / Adjustable on both sides Länge [mm] / Length [mm]:993 Konusmaß [mm] / Cone Size [mm]:30 Rohr-Ø [mm] / Pipe Ø [mm]:40 mit Zubehör / With accessories	(4) (68) (85) (53) (42) (64) (123)		28331 01 82.46610.6184 ▲ 11492 02 ▲ 11505 02	
	35.320 FFNLC 01.09 - 35.360 FFNLC 06.08 - 35.400 FFNLC 06.08 - 35.440 FFNLC 06.08 - 35.480 FFNLC 06.08 -		LHD Zwischenhebel zur Vorderachse 2 / Control arm to front axle 2 nicht für Fahrzeuge mit gelenkter Nachlaufachse / Not for vehicles with hinged trailing axle Baumuster / Model:90S	(74) (131) (22)	
 1	Lenkstange / Centre Rod Assembly Schubstange / Push Rod einseitig verstellbar / Adjustable on one side Länge [mm] / Length [mm]:993 Konusmaß [mm] / Cone Size [mm]:30 Rohr-Ø [mm] / Pipe Ø [mm]:52 mit Zubehör / With accessories	(4) (68) (87) (53) (42) (64) (123)		30592 01 81.46611.6198 ▲ 21971 01 ▲ 25353 01	
	35.320 FFNLC 01.09 - 35.360 FFNLC 06.08 - 35.400 FFNLC 06.08 - 35.440 FFNLC 06.08 - 35.480 FFNLC 06.08 -		LHD Lenkstockhebel zur 1. VA / Pitman Arm to 1st FA Baumuster / Model:90S	(48) (22)	
 3	Lenkstange / Centre Rod Assembly Schubstange / Push Rod nicht verstellbar / Not adjustable Länge [mm] / Length [mm]:1796 Konusmaß [mm] / Cone Size [mm]:30 Rohr-Ø [mm] / Pipe Ø [mm]:62 mit Zubehör / With accessories	(4) (68) (136) (53) (42) (64) (123)		34592 01 81.46611.6156	
	35.320 FFNLC 01.09 - 35.360 FFNLC 06.08 - 35.400 FFNLC 06.08 - 35.440 FFNLC 06.08 - 35.480 FFNLC 06.08 -		am Lenkhebel / At steering lever am Zwischenhebel / At the intermediate lever für Fahrzeuge mit gelenkter Nachlaufachse / For vehicles with hinged trailing axle Baumuster / Model:90S	(77) (80) (95) (22)	

MAN

TGS 8x2/4 10.07 -









 2	Lenkstange / Centre Rod Assembly Schubstange / Push Rod beidseitig verstellbar / Adjustable on both sides Länge [mm] / Length [mm]:1030 Konusmaß [mm] / Cone Size [mm]:30 Rohr-Ø [mm] / Pipe Ø [mm]:40 mit Zubehör / With accessories	(4) (68) (85) (53) (42) (64) (123)	34593 01 81.46611.6159  ▲ 11505 02 ▲ 11492 02
	35.320 FFNLC 01.09 - 35.360 FFNLC 06.08 - 35.400 FFNLC 06.08 - 35.440 FFNLC 06.08 - 35.480 FFNLC 06.08 -	Zwischenhebel zur Vorderachse 2 / Control arm to front axle 2 für Fahrzeuge mit gelenkter Nachlaufachse / For vehicles with hinged trailing axle Baumuster / Model:90S	(74) (95) (22)
 4	Spurstangenkopf / Tie Rod End am Lenkzylinder / At steering cylinder Länge [mm] / Length [mm]:90 Konusmaß [mm] / Cone Size [mm]:38 mit Innengewinde / with internal thread Gewindemaß / Thread Size:M36x1,5 mit Zubehör / With accessories	(8) (78) (53) (42) (115) (37) (123)	30756 01 82.95301.6019 
	35.320 FFNLC 01.09 - 35.360 FFNLC 06.08 - 35.400 FFNLC 06.08 - 35.440 FFNLC 06.08 - 35.480 FFNLC 06.08 -	LHD am Lenkzylinder / At steering cylinder Baumuster / Model:90S	(78) (22)
 10	Lenker, Radaufhängung / Track Control Arm Längslenker / Trailing Arm nicht verstellbar / Not adjustable Länge [mm] / Length [mm]:572 Lochabstand 1/Lochabstand 2 / Hole Pitch 1/ Hole Pitch 2:130/130 Bohrung-Ø 1 / Bohrung-Ø 2 [mm] / Bore Ø 1 / Bore Ø 2 [mm]:19/19 Rohr-Ø [mm] / Pipe Ø [mm]:48 Molekularlager / Molecular Bearing	(3) (54) (136) (53) (50) (24) (64) (57)	25209 02 81.43220.6229 ® 23211 01 
	35.320 FFNLC 01.09 - 35.360 FFNLC 06.08 - 35.440 FFNLC 06.08 - 35.480 FFNLC 06.08 -	 für Fahrzeuge mit gelenkter Nachlaufachse / For vehicles with hinged trailing axle Baumuster / Model:90S	(95) (22)
	35.320 FFNLC 01.09 - 35.360 FFNLC 06.08 - 35.440 FFNLC 06.08 - 35.480 FFNLC 06.08 -	 Antriebsachse / Drive Shaft für Fahrzeuge mit starrer Nachlaufachse / For vehicles with rigid trailing axle Baumuster / Model:90S	(19) (97) (22)
	35.400 FFNLC 06.08 -	 für Fahrzeuge mit starrer Nachlaufachse / For vehicles with rigid trailing axle Baumuster / Model:90S	(97) (22)
	35.400 FFNLC 06.08 -	 Antriebsachse / Drive Shaft für Fahrzeuge mit starrer Nachlaufachse / For vehicles with rigid trailing axle Baumuster / Model:90S	(19) (97) (22)
 8	Lenker, Radaufhängung / Track Control Arm Dreieckslenker / A-Frame Dreieckslenker (NKW) / A-Frame (CV) Länge [mm] / Length [mm]:627 Lochabstand 1/Lochabstand 2 / Hole Pitch 1/ Hole Pitch 2:130/130 Bohrung-Ø 1 / Bohrung-Ø 2 [mm] / Bore Ø 1 / Bore Ø 2 [mm]:23/23 Rohr-Ø [mm] / Pipe Ø [mm]:48	(3) (31) (32) (53) (50) (24) (64)	25210 01 81.43270.6096 ® 30588 01 ® 31139 01 
	35.320 FFNLC 01.09 - 35.360 FFNLC 06.08 - 35.400 FFNLC 06.08 - 35.440 FFNLC 06.08 - 35.480 FFNLC 06.08 -	Antriebsachse / Drive Shaft Baumuster / Model:90S	(19) (22)



TGS		8x2/4	10.07 -		
 8	Lenker, Radaufhängung / Track Control Arm Dreieckslenker (NKW) / A-Frame (CV) Länge [mm] / Length [mm]:627 Lochabstand 1/Lochabstand 2 / Hole Pitch 1/ Hole Pitch 2:130/130 Bohrung-Ø 1 / Bohrung-Ø 2 [mm] / Bore Ø 1 / Bore Ø 2 [mm]:23/23 Lochabstand 1/Lochabstand 2 / Hole Pitch 1/ Hole Pitch 2:152 Bohrung-Ø [mm] / Bore Ø [mm]:25 Rohr-Ø [mm] / Pipe Ø [mm]:48 Molekularlager / Molecular Bearing	(3) (32) (53) (50) (24) (50) (26) (64) (57)		25211 01	81.43270.6097
	35.320 FFNLC 01.09 - 35.360 FFNLC 06.08 - 35.400 FFNLC 06.08 - 35.440 FFNLC 06.08 - 35.480 FFNLC 06.08 -		 Nachlaufachse / Trailing Axle (59) Baumuster / Model:90S (22)		
 10	Lenker, Radaufhängung / Track Control Arm Längslenker / Trailing Arm Länge [mm] / Length [mm]:572 Bohrung-Ø 1 / Bohrung-Ø 2 [mm] / Bore Ø 1 / Bore Ø 2 [mm]:19/19 Lochabstand 1/Lochabstand 2 / Hole Pitch 1/ Hole Pitch 2:130/130 Rohr-Ø [mm] / Pipe Ø [mm]:52 Molekularlager / Molecular Bearing	(3) (54) (53) (24) (50) (64) (57)		28329 01	81.43220.6268 ® 23211 01
	35.320 FFNLC 01.09 - 35.360 FFNLC 06.08 - 35.400 FFNLC 06.08 - 35.440 FFNLC 06.08 - 35.480 FFNLC 06.08 -		 für Fahrzeuge mit gelenkter Nachlaufachse / For vehicles with hinged trailing axle (95) Baumuster / Model:90S (22)		
 10	Lenker, Radaufhängung / Track Control Arm Längslenker / Trailing Arm Länge [mm] / Length [mm]:694 Rohr-Ø [mm] / Pipe Ø [mm]:50 Bohrung-Ø 1 / Bohrung-Ø 2 [mm] / Bore Ø 1 / Bore Ø 2 [mm]:19/19 Lochabstand 1/Lochabstand 2 / Hole Pitch 1/ Hole Pitch 2:130/130	(3) (54) (53) (64) (24) (50)		34587 01	81.43220.6265 ® 21184 01
	35.320 FFNLC 01.09 - 35.360 FFNLC 06.08 - 35.400 FFNLC 06.08 - 35.440 FFNLC 06.08 - 35.480 FFNLC 06.08 -		Antriebsachse / Drive Shaft (19) Länderausführung: Skandinavien / Country Version: Scandinavia (51) Baumuster / Model:90S (22) Bei Fahrzeugen mit pneumatischer Anfahrhilfe / for vehicles with pneumatic starting traction control (23)		
 7	Spurstange / Rod Assembly Führungsstange / Guide Rod beidseitig verstellbar / Adjustable on both sides Länge [mm] / Length [mm]:1530 Konusmaß [mm] / Cone Size [mm]:30 Rohr-Ø [mm] / Pipe Ø [mm]:50 mit Zubehör / With accessories	(7) (35) (85) (53) (42) (64) (123)		25276 01	81.46711.6720 ▲ 11492 02 ▲ 11505 02
	35.320 FFNLC 01.09 - 35.360 FFNLC 06.08 - 35.400 FFNLC 06.08 - 35.440 FFNLC 06.08 - 35.480 FFNLC 06.08 -		 für Fahrzeuge mit gelenkter Nachlaufachse / For vehicles with hinged trailing axle (95) Baumuster / Model:35S (22)		
 5	Spurstangenkopf / Tie Rod End am Lenkzylinder / At steering cylinder Länge [mm] / Length [mm]:80 Innengewinde [mm] / Inner Thread [mm]:M30x1,5 mit Rechtsgewinde / with right-hand thread Konusmaß [mm] / Cone Size [mm]:30 mit Zubehör / With accessories	(8) (78) (53) (41) (118) (42) (123)		25165 01	81.95301.6238
	35.320 FFNLC 01.09 - 35.360 FFNLC 06.08 - 35.400 FFNLC 06.08 - 35.440 FFNLC 06.08 - 35.480 FFNLC 06.08 -		 für Fahrzeuge mit gelenkter Nachlaufachse / For vehicles with hinged trailing axle (95) Baumuster / Model:90S (22) bei RAS (hydraulisch zwangsgelenkte Nachlaufachse) / with RAS (hydraulically positively steered tag axle) (83)		



MAN

TGS		8x4	10.07 -		
 6	Spurstange / Rod Assembly	(7)		11768 01	81.46711.6725
	Führungsstange / Guide Rod	(35)		▲ 11492 02	
	beidseitig verstellbar / Adjustable on both sides	(85)		▲ 11505 02	
	Länge [mm] / Length [mm]:1652	(53)			
	Konusmaß [mm] / Cone Size [mm]:30	(42)			
	Rohr-Ø [mm] / Pipe Ø [mm]:50	(64)			
	mit Zubehör / With accessories	(123)			
	37.320 FFD-TM	10.07 -	Baumuster / Model:39S	(22)	
	37.360 FFD-TM	10.07 -	gerade Vorderachse / straight front axle	(112)	
	37.400 FFD-TM	10.07 -			
37.440 FFD-TM	10.07 -				
37.480 FFD-TM	10.07 -				
37.540 FFD-TM	10.07 -				
41.360 FFD-TM	10.07 -				
41.400 FFD-TM	10.07 -				
41.440 FFD-TM	10.07 -				
41.480 FFD-TM	10.07 -				
41.540 FFD-TM	10.07 -				
 6	Spurstange / Rod Assembly	(7)		25395 01	81.46711.6921
	Führungsstange / Guide Rod	(35)		▲ 21440 01	
	einseitig verstellbar / Adjustable on one side	(87)		21971 01	
	Länge [mm] / Length [mm]:1679	(53)			
	Konusmaß [mm] / Cone Size [mm]:30	(42)			
	Rohr-Ø [mm] / Pipe Ø [mm]:52	(64)			
	mit Zubehör / With accessories	(123)			
	37.320 FFD-TM	10.07 -	Baumuster / Model:39S	(22)	
	37.360 FFD-TM	10.07 -	gekröpfte Vorderachse / Dropped front axle	(110)	
	37.400 FFD-TM	10.07 -			
37.440 FFD-TM	10.07 -				
37.480 FFD-TM	10.07 -				
37.540 FFD-TM	10.07 -				
41.360 FFD-TM	10.07 -				
41.400 FFD-TM	10.07 -				
41.440 FFD-TM	10.07 -				
41.480 FFD-TM	10.07 -				
41.540 FFD-TM	10.07 -				
 3	Lenkstange / Centre Rod Assembly	(4)		28328 01	81.46611.6161
	Schubstange / Push Rod	(68)			
	nicht verstellbar / Not adjustable	(136)			
	Länge [mm] / Length [mm]:1800	(53)			
	Konusmaß [mm] / Cone Size [mm]:30	(42)			
	Rohr-Ø [mm] / Pipe Ø [mm]:62	(64)			
	mit Zubehör / With accessories	(123)			
	37.320 FFD-TM	10.07 -	LHD	(77)	
	37.360 FFD-TM	10.07 -	am Lenkhebel / At steering lever	(80)	
	37.400 FFD-TM	10.07 -	am Zwischenhebel / At the intermediate lever	(101)	
37.440 FFD-TM	10.07 -	für Lenkgetriebe-ID / For steering gear ID:ZF 8099	(22)		
37.480 FFD-TM	10.07 -	Baumuster / Model:39S			
37.540 FFD-TM	10.07 -				
41.360 FFD-TM	10.07 -				
41.400 FFD-TM	10.07 -				
41.440 FFD-TM	10.07 -				
41.480 FFD-TM	10.07 -				
41.540 FFD-TM	10.07 -				
 2	Lenkstange / Centre Rod Assembly	(4)		28331 01	82.46610.6184
	Schubstange / Push Rod	(68)		▲ 11492 02	
	beidseitig verstellbar / Adjustable on both sides	(85)		▲ 11505 02	
	Länge [mm] / Length [mm]:993	(53)			
	Konusmaß [mm] / Cone Size [mm]:30	(42)			
	Rohr-Ø [mm] / Pipe Ø [mm]:40	(64)			
	mit Zubehör / With accessories	(123)			
	37.320 FFD-TM	10.07 -	LHD	(74)	
	37.360 FFD-TM	10.07 -	Zwischenhebel zur Vorderachse 2 / Control arm to front axle 2	(22)	
	37.400 FFD-TM	10.07 -	Baumuster / Model:39S		
37.440 FFD-TM	10.07 -				
37.480 FFD-TM	10.07 -				
37.540 FFD-TM	10.07 -				
41.360 FFD-TM	10.07 -				
41.400 FFD-TM	10.07 -				
41.440 FFD-TM	10.07 -				
41.480 FFD-TM	10.07 -				
41.540 FFD-TM	10.07 -				









Pos



Ref.









MAN

TGS		8x4	10.07 -		
 1	Lenkstange / Centre Rod Assembly Schubstange / Push Rod einseitig verstellbar / Adjustable on one side Länge [mm] / Length [mm]:993 Konusmaß [mm] / Cone Size [mm]:30 Rohr-Ø [mm] / Pipe Ø [mm]:52 mit Zubehör / With accessories	(4) (68) (87) (53) (42) (64) (123)		30592 01 81.46611.6198 21971 01  25353 01	
	37.320 FFD-TM 10.07 - 37.360 FFD-TM 10.07 - 37.400 FFD-TM 10.07 - 37.440 FFD-TM 10.07 - 37.480 FFD-TM 10.07 - 37.540 FFD-TM 10.07 - 41.360 FFD-TM 10.07 - 41.400 FFD-TM 10.07 - 41.440 FFD-TM 10.07 - 41.480 FFD-TM 10.07 - 41.540 FFD-TM 10.07 -		  Lenkstockhebel zur 1. VA / Pitman Arm to 1st FA Baumuster / Model:39S	(48) (22)	
 4	Spurstangenkopf / Tie Rod End am Lenkzylinder / At steering cylinder Länge [mm] / Length [mm]:90 Konusmaß [mm] / Cone Size [mm]:38 mit Innengewinde / with internal thread Gewindemaß / Thread Size:M36x1,5 mit Zubehör / With accessories	(8) (78) (53) (42) (115) (37) (123)		30756 01 82.95301.6019 	
	37.320 FFD-TM 10.07 - 37.360 FFD-TM 10.07 - 37.400 FFD-TM 10.07 - 37.440 FFD-TM 10.07 - 37.480 FFD-TM 10.07 - 37.540 FFD-TM 10.07 - 41.360 FFD-TM 10.07 - 41.400 FFD-TM 10.07 - 41.440 FFD-TM 10.07 - 41.480 FFD-TM 10.07 - 41.540 FFD-TM 10.07 -		am Lenkzylinder / At steering cylinder Baumuster / Model:39S	(78) (22)	
 10	Lenker, Radaufhängung / Track Control Arm Längslenker / Trailing Arm nicht verstellbar / Not adjustable Länge [mm] / Length [mm]:596 Rohr-Ø [mm] / Pipe Ø [mm]:48 Bohrung-Ø 1 / Bohrung-Ø 2 [mm] / Bore Ø 1 / Bore Ø 2 [mm]:19/19 Lochabstand 1/Lochabstand 2 / Hole Pitch 1/ Hole Pitch 2:130/130 Molekularlager / Molecular Bearing	(3) (54) (136) (53) (64) (24) (60) (57)		25041 01 81.43220.6196 ® 30610 01 	
	37.320 FFD-TM 10.07 - 37.360 FFD-TM 10.07 - 37.400 FFD-TM 10.07 - 37.440 FFD-TM 10.07 - 37.480 FFD-TM 10.07 - 37.540 FFD-TM 10.07 - 41.360 FFD-TM 10.07 - 41.400 FFD-TM 10.07 - 41.440 FFD-TM 10.07 - 41.480 FFD-TM 10.07 - 41.540 FFD-TM 10.07 -		Antriebsachse / Drive Shaft Achsausführung / Axle Version:HYD- / HY- Achsausführung / Axle Version:HPD- / HP- Achslast [t] / Axle Load [t]:2 x 13 Baumuster / Model:39S	(19) (17) (17) (18) (22)	



MAN

TGS 8x4 10.07 -

 8	Lenker, Radaufhängung / Track Control Arm Dreieckslenker (NKW) / A-Frame (CV) Dreieckslenker / A-Frame Länge [mm] / Length [mm]:627 Rohr-Ø [mm] / Pipe Ø [mm]:48 Bohrung-Ø 1 / Bohrung-Ø 2 [mm] / Bore Ø 1 / Bore Ø 2 [mm]:25/25/25 Lochabstand 1/Lochabstand 2 / Hole Pitch 1/ Hole Pitch 2:130/130/152 Molekularlager / Molecular Bearing	(3) (32) (31) (53) (64) (24) (50) (57)	26053 01 81.43270.6087 © 25157 01		
	37.320 FFD-TM 10.07 - 37.360 FFD-TM 10.07 - 37.400 FFD-TM 10.07 - 37.440 FFD-TM 10.07 - 37.480 FFD-TM 10.07 - 37.540 FFD-TM 10.07 - 41.360 FFD-TM 10.07 - 41.400 FFD-TM 10.07 - 41.440 FFD-TM 10.07 - 41.480 FFD-TM 10.07 - 41.540 FFD-TM 10.07 -	Antriebsachse / Drive Shaft Achsausführung / Axle Version:HYD- / HY- Achsausführung / Axle Version:HPD- / HP- Achslast [t] / Axle Load [t]:2 x 13 Baumuster / Model:39S Niedrige Bauart / Low design Ausrichtung des Zentralgelenkes beachten! / Observe alignment of central link	(19) (17) (17) (18) (22) (60) (20)		
 8	Lenker, Radaufhängung / Track Control Arm Dreieckslenker (NKW) / A-Frame (CV) Länge [mm] / Length [mm]:627 Lochabstand 1/Lochabstand 2 / Hole Pitch 1/ Hole Pitch 2:152/130/130 Bohrung-Ø 1 / Bohrung-Ø 2 [mm] / Bore Ø 1 / Bore Ø 2 [mm]:25/25/25 Rohr-Ø [mm] / Pipe Ø [mm]:48 Molekularlager / Molecular Bearing	(3) (32) (53) (50) (24) (64) (57)	27709 01 81.43270.6137 © 25157 01		
	37.320 FFD-TM 10.07 - 37.360 FFD-TM 10.07 - 37.400 FFD-TM 10.07 - 37.440 FFD-TM 10.07 - 37.480 FFD-TM 10.07 - 37.540 FFD-TM 10.07 - 41.360 FFD-TM 10.07 - 41.400 FFD-TM 10.07 - 41.440 FFD-TM 10.07 - 41.480 FFD-TM 10.07 - 41.540 FFD-TM 10.07 -	Antriebsachse / Drive Shaft Achsausführung / Axle Version:HP/HPD- Achslast [t] / Axle Load [t]:2 x 13 Baumuster / Model:39S Mittelhohe Bauart / Medium-high design Ausrichtung des Zentralgelenkes beachten! / Observe alignment of central link	(19) (17) (18) (22) (56) (20)		
 10	Lenker, Radaufhängung / Track Control Arm Längslenker / Trailing Arm Länge [mm] / Length [mm]:585 Rohr-Ø [mm] / Pipe Ø [mm]:58 Bohrung-Ø 1 / Bohrung-Ø 2 [mm] / Bore Ø 1 / Bore Ø 2 [mm]:21 / 21 Lochabstand 1/Lochabstand 2 / Hole Pitch 1/ Hole Pitch 2:130/ 130 Molekularlager / Molecular Bearing	(3) (54) (53) (64) (24) (50) (57)	31936 01 82.43220.6008 © 21769 01		
	37.320 FFD-TM 10.07 - 37.360 FFD-TM 10.07 - 37.400 FFD-TM 10.07 - 37.440 FFD-TM 10.07 - 37.480 FFD-TM 10.07 - 37.540 FFD-TM 10.07 - 41.360 FFD-TM 10.07 - 41.400 FFD-TM 10.07 - 41.440 FFD-TM 10.07 - 41.480 FFD-TM 10.07 - 41.540 FFD-TM 10.07 -	Achsausführung / Axle Version:HPD- / HP- Achslast [t] / Axle Load [t]:2 x 16 Baumuster / Model:39S mit Trapezfeder / With trapezoid spring Mittelhohe Bauart / Medium-high design	(17) (18) (22) (122) (56)		





Pos



Ref.




MAN

TGS		8x4/4	10.07 -	
 6	Spurstange / Rod Assembly Führungsstange / Guide Rod beidseitig verstellbar / Adjustable on both sides Länge [mm] / Length [mm]:1652 Konusmaß [mm] / Cone Size [mm]:30 Rohr-Ø [mm] / Pipe Ø [mm]:50 mit Zubehör / With accessories	(7) (35) (85) (53) (42) (64) (123)		11768 01 81.46711.6725  ▲ 11492 02 ▲ 11505 02
	35.320 FFDC, FFDLC, FDNLC	06.08 -	Baumuster / Model:37S 41S	(22)
	35.320 FFDC, FFDLK	08.08 -	gerade Vorderachse / straight front axle	(112)
	35.360 FFDC, FFDLC, FDNLC	06.08 -		
	35.400 FFDC, FDNLC	06.08 -	Baumuster / Model:37S	(22)
			gerade Vorderachse / straight front axle	(112)
	35.440 FDNLC, FFDC, FFNLC	06.08 -	Baumuster / Model:39S	(22)
	37.320 FFDC	07.08 -	gerade Vorderachse / straight front axle	(112)
	37.320 FFDC	07.08 -		
	37.360 FFDC	07.08 -		
	37.360 FFDC	07.08 -		
	37.400 FFDC	07.08 -		
	37.400 FFDC	07.08 -		
	37.440 FFDC	07.08 -		
	37.440 FFDC	07.08 -		
37.480 FFDC	07.08 -			
37.480 FFDC	07.08 -			
37.540 FFDC	02.09 -			
37.540 FFDC	02.09 -			
41.360 FFDC	07.08 -			
41.360 FFDC	07.08 -			
41.400 FFDC	07.08 -			
41.400 FFDC	07.08 -			
41.440 FFDC	07.08 -			
41.440 FFDC	07.08 -			
41.480 FFDC	07.08 -			
41.480 FFDC	07.08 -			
41.480 FFDC	07.08 -			
41.540 FFDC	02.09 -			
41.540 FFDC	02.09 -			
 6	Spurstange / Rod Assembly Führungsstange / Guide Rod einseitig verstellbar / Adjustable on one side Länge [mm] / Length [mm]:1679 Konusmaß [mm] / Cone Size [mm]:30 Rohr-Ø [mm] / Pipe Ø [mm]:52 mit Zubehör / With accessories	(7) (35) (87) (53) (42) (64) (123)		25395 01 81.46711.6921  ▲ 21440 01 ▲ 21971 01
	35.320 FFDC, FFDLC, FDNLC	06.08 -	Baumuster / Model:37S 41S 92S	(22)
	35.360 FFDC, FFDLC, FDNLC	06.08 -	gekröpfte Vorderachse / Dropped front axle	(110)
	35.320 FFDC, FFDLK	08.08 -	Baumuster / Model:37S 41S	(22)
			gekröpfte Vorderachse / Dropped front axle	(110)
	35.400 FFDC, FDNLC	06.08 -	Baumuster / Model:37S 92S	(22)
			gekröpfte Vorderachse / Dropped front axle	(110)
	35.440 FDNLC, FFDC, FFNLC	06.08 -	Baumuster / Model:39S	(22)
	37.320 FFDC	07.08 -	gekröpfte Vorderachse / Dropped front axle	(110)
	37.320 FFDC	07.08 -		
	37.360 FFDC	07.08 -		
	37.360 FFDC	07.08 -		
	37.400 FFDC	07.08 -		
	37.400 FFDC	07.08 -		
	37.440 FFDC	07.08 -		
37.440 FFDC	07.08 -			
37.480 FFDC	07.08 -			
37.480 FFDC	07.08 -			
37.540 FFDC	02.09 -			
37.540 FFDC	02.09 -			
41.360 FFDC	07.08 -			
41.360 FFDC	07.08 -			
41.400 FFDC	07.08 -			
41.400 FFDC	07.08 -			
41.440 FFDC	07.08 -			
41.440 FFDC	07.08 -			
41.480 FFDC	07.08 -			
41.480 FFDC	07.08 -			
41.480 FFDC	07.08 -			
41.540 FFDC	02.09 -			
41.540 FFDC	02.09 -			











MAN

TGS 8x4/4 10.07 -

3	Lenkstange / Centre Rod Assembly Schubstange / Push Rod nicht verstellbar / Not adjustable Länge [mm] / Length [mm]:1800 Konusmaß [mm] / Cone Size [mm]:30 Rohr-Ø [mm] / Pipe Ø [mm]:62 mit Zubehör / With accessories	(4) (68) (136) (53) (42) (64) (123)	28328 01 81.46611.6161 
	35.320 FFDC, FFDLC, FDNLC 06.08 - 35.320 FFDK, FFDLK 08.08 - 35.360 FFDC, FFDLC, FDNLC 06.08 - 35.400 FFDC, FDNLC 06.08 - 35.360 FFDK, FFDLK, FFDRK 08.08 - 35.400 FFDK, FFDLK, FFDRK 08.08 - 35.440 FFDK, FFDLK, FFDRK 08.08 - 35.480 FDNLC, FFDC, FFDLC 06.08 - 35.480 FFDK, FFDLK, FFDRK 08.08 - 35.540 FFDK, FFDLK, FFDRK 02.09 - 35.440 FDNLC, FFDC, FFNLC 06.08 -		LHD am Lenkhebel / At steering lever (77) am Zwischenhebel / At the intermediate lever (80) für Lenkgetriebe-ID / For steering gear ID:ZF 8099 (101) Baumuster / Model:41S (22)
			LHD am Lenkhebel / At steering lever (77) am Zwischenhebel / At the intermediate lever (80) für Lenkgetriebe-ID / For steering gear ID:ZF 8099 (101) Baumuster / Model:39S 41S (22)
	37.320 FFDC 07.08 - 37.320 FFDK 07.08 - 37.360 FFDC 07.08 - 37.360 FFDK 07.08 - 37.400 FFDC 07.08 - 37.400 FFDK 07.08 - 37.440 FFDC 07.08 - 37.440 FFDK 07.08 - 37.480 FFDC 07.08 - 37.480 FFDK 07.08 - 37.540 FFDC 02.09 - 37.540 FFDK 02.09 - 41.360 FFDC 07.08 - 41.360 FFDK 07.08 - 41.400 FFDC 07.08 - 41.400 FFDK 07.08 - 41.440 FFDC 07.08 - 41.480 FFDC 07.08 - 41.440 FFDK 07.08 - 41.480 FFDK 07.08 - 41.540 FFDC 02.09 - 41.540 FFDK 02.09 -		LHD am Lenkhebel / At steering lever (77) am Zwischenhebel / At the intermediate lever (80) für Lenkgetriebe-ID / For steering gear ID:ZF 8099 (101) Baumuster / Model:39S (22)









TGS 8x4/4 10.07 -













 2	Lenkstange / Centre Rod Assembly Schubstange / Push Rod beidseitig verstellbar / Adjustable on both sides Länge [mm] / Length [mm]:993 Konusmaß [mm] / Cone Size [mm]:30 Rohr-Ø [mm] / Pipe Ø [mm]:40 mit Zubehör / With accessories	(4) (68) (85) (53) (42) (64) (123)	28331 01 82.46610.6184 11492 02 11505 02	
	35.320 FFDC, FFDLC, FDNLC 06.08 - 35.320 FFDC, FFDLK 08.08 - 35.360 FFDC, FFDLC, FDNLC 06.08 -	LHD Zwischenhebel zur Vorderachse 2 / Control arm to front axle 2 für Lenkgetriebe-ID / For steering gear ID:ZF 8099 Baumuster / Model:41S	(74) (101) (22)	
 1	Lenkstange / Centre Rod Assembly Schubstange / Push Rod einseitig verstellbar / Adjustable on one side Länge [mm] / Length [mm]:993 Konusmaß [mm] / Cone Size [mm]:30 Rohr-Ø [mm] / Pipe Ø [mm]:52 mit Zubehör / With accessories	(4) (68) (87) (53) (42) (64) (123)	30592 01 81.46611.6198 21971 01 25353 01	
	35.320 FFDC, FFDLC, FDNLC 06.08 - 35.360 FFDC, FFDLC, FDNLC 06.08 -	 Lenkstockhebel zur 1. VA / Pitman Arm to 1st FA Baumuster / Model:37S 41S 92S	(48) (22)	
	35.320 FFDC, FFDLK 08.08 -	 Lenkstockhebel zur 1. VA / Pitman Arm to 1st FA Baumuster / Model:37S 41S	(48) (22)	
	35.400 FFDC, FDNLC 06.08 -	 Lenkstockhebel zur 1. VA / Pitman Arm to 1st FA Baumuster / Model:37S 92S	(48) (22)	
	35.440 FDNLC, FFDC, FFNLC 06.08 - 37.320 FFDC 07.08 - 37.320 FFDC 07.08 - 37.360 FFDC 07.08 - 37.360 FFDC 07.08 - 37.400 FFDC 07.08 - 37.400 FFDC 07.08 - 37.440 FFDC 07.08 - 37.440 FFDC 07.08 - 37.480 FFDC 07.08 - 37.480 FFDC 07.08 - 37.540 FFDC 02.09 - 37.540 FFDC 02.09 - 41.360 FFDC 07.08 - 41.360 FFDC 07.08 - 41.400 FFDC 07.08 - 41.400 FFDC 07.08 - 41.440 FFDC 07.08 - 41.480 FFDC 07.08 - 41.480 FFDC 07.08 - 41.540 FFDC 02.09 - 41.540 FFDC 02.09 -	LHD  Lenkstockhebel zur 1. VA / Pitman Arm to 1st FA Baumuster / Model:39S	(48) (22)	



MAN









TGS		8x4/4	10.07 -		
 3	Lenkstange / Centre Rod Assembly Schubstange / Push Rod nicht verstellbar / Not adjustable Länge [mm] / Length [mm]:1796 Konusmaß [mm] / Cone Size [mm]:30 Rohr-Ø [mm] / Pipe Ø [mm]:62 mit Zubehör / With accessories	(4) (68) (136) (53) (42) (64) (123)		34592 01 81.46611.6156 	
	35.320 FFDC, FFDLC, FDNLC 06.08 - 35.360 FFDC, FFDLC, FDNLC 06.08 - 35.320 FFDC, FFDLC 08.08 -		am Zwischenhebel / At the intermediate lever Baumuster / Model:37S 41S 92S	(80) (22)	
	35.400 FFDC, FDNLC 06.08 -		am Zwischenhebel / At the intermediate lever Baumuster / Model:37S 41S	(80) (22)	
			am Zwischenhebel / At the intermediate lever Baumuster / Model:37S 92S	(80) (22)	
 2	Lenkstange / Centre Rod Assembly Schubstange / Push Rod beidseitig verstellbar / Adjustable on both sides Länge [mm] / Length [mm]:1030 Konusmaß [mm] / Cone Size [mm]:30 Rohr-Ø [mm] / Pipe Ø [mm]:40 mit Zubehör / With accessories	(4) (68) (85) (53) (42) (64) (123)		34593 01 81.46611.6159  ▲ 11505 02 ▲ 11492 02	
	35.320 FFDC, FFDLC, FDNLC 06.08 - 35.320 FFDC, FFDLC 08.08 - 35.360 FFDC, FFDLC, FDNLC 06.08 - 35.400 FFDC, FDNLC 06.08 -		Zwischenhebel zur Vorderachse 2 / Control arm to front axle 2 Baumuster / Model:37S	(74) (22)	
 4	Spurstangenkopf / Tie Rod End am Lenkzylinder / At steering cylinder Länge [mm] / Length [mm]:90 Konusmaß [mm] / Cone Size [mm]:38 mit Innengewinde / with internal thread Gewindemaß / Thread Size:M36x1,5 mit Zubehör / With accessories	(8) (78) (53) (42) (115) (37) (123)		30756 01 82.95301.6019 	
	35.320 FFDC, FFDLC, FDNLC 06.08 - 35.320 FFDC, FFDLC 08.08 - 35.360 FFDC, FFDLC, FDNLC 06.08 -		LHD am Lenkzylinder / At steering cylinder für Lenkgetriebe-ID / For steering gear ID:ZF 8099 Baumuster / Model:41S	(78) (101) (22)	
	35.440 FDNLC, FFDC, FFNLC 06.08 - 37.320 FFDC 07.08 - 37.320 FFDC 07.08 - 37.360 FFDC 07.08 - 37.360 FFDC 07.08 - 37.400 FFDC 07.08 - 37.400 FFDC 07.08 - 37.440 FFDC 07.08 - 37.440 FFDC 07.08 - 37.480 FFDC 07.08 - 37.540 FFDC 02.09 - 37.540 FFDC 02.09 - 41.360 FFDC 07.08 - 41.360 FFDC 07.08 - 41.400 FFDC 07.08 - 41.400 FFDC 07.08 - 41.440 FFDC 07.08 - 41.480 FFDC 07.08 - 41.440 FFDC 07.08 - 41.480 FFDC 07.08 - 41.540 FFDC 02.09 - 41.540 FFDC 02.09 -		am Lenkzylinder / At steering cylinder Baumuster / Model:39S	(78) (22)	



TGS		8x4/4	10.07 -		
 10	Lenker, Radaufhängung / Track Control Arm Längslenker / Trailing Arm nicht verstellbar / Not adjustable Länge [mm] / Length [mm]:596 Rohr-Ø [mm] / Pipe Ø [mm]:48 Bohrung-Ø 1 / Bohrung-Ø 2 [mm] / Bore Ø 1 / Bore Ø 2 [mm]:19/19 Lochabstand 1/Lochabstand 2 / Hole Pitch 1/ Hole Pitch 2:130/130 Molekularlager / Molecular Bearing	(3)		25041 01 81.43220.6196 ® 30610 01	
	35.320 FFDC, FFDLC, FDNLC 06.08 - 35.320 FFDK, FFDLK 08.08 - 35.360 FFDC, FFDLC, FDNLC 06.08 -	(54) (136)		Antriebsachse / Drive Shaft (19) Achsausführung / Axle Version:HD9/H9- (17) Baumuster / Model:41S (22) Mittelhohe Bauart / Medium-high design (56)	
	35.320 FFDC, FFDLC, FDNLC 06.08 - 35.320 FFDK, FFDLK 08.08 - 35.360 FFDC, FFDLC, FDNLC 06.08 -	(53) (64) (24) (50)		Antriebsachse / Drive Shaft (19) Baumuster / Model:37S (22)	
	35.400 FFDC, FDNLC 06.08 -	(57)		Antriebsachse / Drive Shaft (19) Baumuster / Model:37S (22)	
	35.440 FDNLC, FFDC, FFNLC 06.08 - 37.320 FFDC 07.08 - 37.320 FFDK 07.08 - 37.360 FFDC 07.08 - 37.360 FFDK 07.08 - 37.400 FFDC 07.08 - 37.400 FFDK 07.08 - 37.440 FFDC 07.08 - 37.440 FFDK 07.08 - 37.480 FFDC 07.08 - 37.480 FFDK 07.08 - 37.540 FFDC 02.09 - 37.540 FFDK 02.09 - 41.360 FFDC 07.08 - 41.360 FFDK 07.08 - 41.400 FFDC 07.08 - 41.400 FFDK 07.08 - 41.440 FFDC 07.08 - 41.480 FFDC 07.08 - 41.440 FFDK 07.08 - 41.480 FFDK 07.08 - 41.540 FFDC 02.09 - 41.540 FFDK 02.09 -	(54) (136) (53) (64) (24) (50) (57)		Antriebsachse / Drive Shaft (19) Achsausführung / Axle Version:HYD- / HY- (17) Achsausführung / Axle Version:HPD- / HP- (17) Achslast [t] / Axle Load [t]:2 x 13 (18) Baumuster / Model:39S (22)	
	10				
	Lenker, Radaufhängung / Track Control Arm Längslenker / Trailing Arm nicht verstellbar / Not adjustable Länge [mm] / Length [mm]:572 Lochabstand 1/Lochabstand 2 / Hole Pitch 1/ Hole Pitch 2:130/130 Bohrung-Ø 1 / Bohrung-Ø 2 [mm] / Bore Ø 1 / Bore Ø 2 [mm]:19/19 Rohr-Ø [mm] / Pipe Ø [mm]:48 Molekularlager / Molecular Bearing	(3)		25209 02 81.43220.6229 ® 23211 01	
	35.320 FFDC, FFDLC, FDNLC 06.08 - 35.360 FFDC, FFDLC, FDNLC 06.08 -	(54) (136)		für Fahrzeuge mit gelenkter Nachlaufachse / For vehicles with hinged trailing axle (95) Baumuster / Model:92S (22)	
	35.320 FFDC, FFDLC, FDNLC 06.08 - 35.360 FFDC, FFDLC, FDNLC 06.08 -	(53) (50)		Antriebsachse / Drive Shaft (19) Achsausführung / Axle Version:HY/HYD- (17) Baumuster / Model:41S 92S (22) Niedrige Bauart / Low design (60)	
	35.320 FFDK, FFDLK 08.08 -	(24) (64)		Antriebsachse / Drive Shaft (19) Achsausführung / Axle Version:HY/HYD- (17) Baumuster / Model:41S (22) Niedrige Bauart / Low design (60)	
	35.400 FFDC, FDNLC 06.08 -	(57)		für Fahrzeuge mit gelenkter Nachlaufachse / For vehicles with hinged trailing axle (95) Baumuster / Model:92S (22)	
	35.400 FFDC, FDNLC 06.08 -			Antriebsachse / Drive Shaft (19) Achsausführung / Axle Version:HY/HYD- (17) Baumuster / Model:92S (22) Niedrige Bauart / Low design (60)	














MAN

TGS	8x4/4	10.07 -			
 8 Lenker, Radaufhängung / Track Control Arm Dreieckslenker / A-Frame (31) Dreieckslenker (NKW) / A-Frame (CV) (32) Länge [mm] / Length [mm]:627 (53) Lochabstand 1/Lochabstand 2 / Hole Pitch 1/ Hole Pitch 2:130/130 (50) Bohrung-Ø 1 / Bohrung-Ø 2 [mm] / Bore Ø 1 / Bore Ø 2 [mm]:23/23 (24) Rohr-Ø [mm] / Pipe Ø [mm]:48 (64)			25210 01 81.43270.6096 © 30588 01 © 31139 01		
	35.320 FFDC, FFDLC, FDNLC 06.08 - 35.360 FFDC, FFDLC, FDNLC 06.08 -				Antriebsachse / Drive Shaft (19) Achsausführung / Axle Version:HYD-/HY- (17) Baumuster / Model:41S 92S (22) Niedrige Bauart / Low design (60)
	35.320 FFDK, FFDLK 08.08 -				Antriebsachse / Drive Shaft (19) Achsausführung / Axle Version:HYD-/HY- (17) Baumuster / Model:41S (22) Niedrige Bauart / Low design (60)
	35.400 FFDC, FDNLC 06.08 -				Antriebsachse / Drive Shaft (19) Achsausführung / Axle Version:HYD-/HY- (17) Baumuster / Model:92S (22) Niedrige Bauart / Low design (60)
 8 Lenker, Radaufhängung / Track Control Arm Dreieckslenker (NKW) / A-Frame (CV) (32) Länge [mm] / Length [mm]:627 (53) Lochabstand 1/Lochabstand 2 / Hole Pitch 1/ Hole Pitch 2:130/130 (50) Bohrung-Ø 1 / Bohrung-Ø 2 [mm] / Bore Ø 1 / Bore Ø 2 [mm]:23/23 (24) Lochabstand 1/Lochabstand 2 / Hole Pitch 1/ Hole Pitch 2:152 (50) Bohrung-Ø [mm] / Bore Ø [mm]:25 (26) Rohr-Ø [mm] / Pipe Ø [mm]:48 (64) Molekularlager / Molecular Bearing (57)			25211 01 81.43270.6097		
	35.320 FFDC, FFDLC, FDNLC 06.08 - 35.360 FFDC, FFDLC, FDNLC 06.08 - 35.400 FFDC, FDNLC 06.08 -				Nachlaufachse / Trailing Axle (59) Baumuster / Model:92S (22)





TGS 8x4/4 10.07 -

 8	Lenker, Radaufhängung / Track Control Arm Dreieckslenker (NKW) / A-Frame (CV) Dreieckslenker / A-Frame Länge [mm] / Length [mm]:627 Rohr-Ø [mm] / Pipe Ø [mm]:48 Bohrung-Ø 1 / Bohrung-Ø 2 [mm] / Bore Ø 1 / Bore Ø 2 [mm]:25/25/25 Lochabstand 1/Lochabstand 2 / Hole Pitch 1/ Hole Pitch 2:130/130/152 Molekularlager / Molecular Bearing	(3) (32) (31) (53) (64) (24) (50) (57)	26053 01 © 25157 01 	
	35.320 FFDC, FFDLC, FDNLC 35.320 FFDK, FFDLK	06.08 - 08.08 -	 Antriebsachse / Drive Shaft Achsausführung / Axle Version:HP/HPD- Baumuster / Model:37S Niedrige Bauart / Low design Ausrichtung des Zentralgelenkes beachten! / Observe alignment of central link	(19) (17) (22) (60) (20)
	35.320 FFDC, FFDLC, FDNLC 35.320 FFDK, FFDLK	06.08 - 08.08 -	 Antriebsachse / Drive Shaft Achsausführung / Axle Version:HY/HYD- Baumuster / Model:37S Ausrichtung des Zentralgelenkes beachten! / Observe alignment of central link	(19) (17) (22) (20)
	35.320 FFDC, FFDLC, FDNLC 35.320 FFDK, FFDLK	06.08 - 08.08 -	 Antriebsachse / Drive Shaft Achsausführung / Axle Version:HD9-/H9 Baumuster / Model:41S Mittelhohe Bauart / Medium-high design Ausrichtung des Zentralgelenkes beachten! / Observe alignment of central link	(19) (17) (22) (56) (20)
	35.360 FFDC, FFDLC, FDNLC	06.08 -	 Antriebsachse / Drive Shaft Achsausführung / Axle Version:HY/HYD- Baumuster / Model:37S Ausrichtung des Zentralgelenkes beachten! / Observe alignment of central link	(19) (17) (22) (20)
	35.360 FFDC, FFDLC, FDNLC	06.08 -	 Antriebsachse / Drive Shaft Achsausführung / Axle Version:HYD-/HY- Baumuster / Model:41S Niedrige Bauart / Low design Ausrichtung des Zentralgelenkes beachten! / Observe alignment of central link	(19) (17) (22) (60) (20)
	35.360 FFDC, FFDLC, FDNLC	06.08 -	 Antriebsachse / Drive Shaft Achsausführung / Axle Version:HP/HPD- Baumuster / Model:37S Niedrige Bauart / Low design Ausrichtung des Zentralgelenkes beachten! / Observe alignment of central link	(19) (17) (22) (60) (20)
	35.360 FFDC, FFDLC, FDNLC	06.08 -	 Antriebsachse / Drive Shaft Achsausführung / Axle Version:HD9-/H9 Baumuster / Model:41S Mittelhohe Bauart / Medium-high design Ausrichtung des Zentralgelenkes beachten! / Observe alignment of central link	(19) (17) (22) (56) (20)
	35.400 FFDC, FDNLC	06.08 -	 Antriebsachse / Drive Shaft Achsausführung / Axle Version:HY/HYD- Baumuster / Model:37S Ausrichtung des Zentralgelenkes beachten! / Observe alignment of central link	(19) (17) (22) (20)
	35.400 FFDC, FDNLC	06.08 -	 Antriebsachse / Drive Shaft Achsausführung / Axle Version:HP/HPD- Baumuster / Model:37S Niedrige Bauart / Low design Ausrichtung des Zentralgelenkes beachten! / Observe alignment of central link	(19) (17) (22) (60) (20)










MAN

TGS 8x4/4 10.07 -

 8	Lenker, Radaufhängung / Track Control Arm (3)		26053 01 81.43270.6087
	Dreieckslenker (NKW) / A-Frame (CV) (32) Dreieckslenker / A-Frame (31) Länge [mm] / Length [mm]:627 (53) Rohr-Ø [mm] / Pipe Ø [mm]:48 (64) Bohrung-Ø 1 / Bohrung-Ø 2 [mm] / Bore Ø 1 / Bore Ø 2 [mm]:25/25/25 (24) Lochabstand 1/Lochabstand 2 / Hole Pitch 1/ Hole Pitch 2:130/130/152 (50) Molekularlager / Molecular Bearing (57)		© 25157 01 
	35.440 FDNLC, FFDC, FFNLC 06.08 - 37.320 FFDC 07.08 - 37.320 FFDK 07.08 - 37.360 FFDC 07.08 - 37.360 FFDK 07.08 - 37.400 FFDC 07.08 - 37.400 FFDK 07.08 - 37.440 FFDC 07.08 - 37.440 FFDK 07.08 - 37.480 FFDC 07.08 - 37.480 FFDK 07.08 - 37.540 FFDC 02.09 - 37.540 FFDK 02.09 - 41.360 FFDC 07.08 - 41.360 FFDK 07.08 - 41.400 FFDC 07.08 - 41.400 FFDK 07.08 - 41.440 FFDC 07.08 - 41.480 FFDC 07.08 - 41.440 FFDK 07.08 - 41.480 FFDK 07.08 - 41.540 FFDC 02.09 - 41.540 FFDK 02.09 -	Antriebsachse / Drive Shaft (19) Achsausführung / Axle Version:HYD- / HY- (17) Achsausführung / Axle Version:HPD- / HP- (17) Achslast [t] / Axle Load [t]:2 x 13 (18) Baumuster / Model:39S (22) Niedrige Bauart / Low design (60) Ausrichtung des Zentralgelenkes beachten! / Observe alignment of central link (20)	









TGS		8x4/4	10.07 -		
 8	Lenker, Radaufhängung / Track Control Arm Dreieckslenker (NKW) / A-Frame (CV) Länge [mm] / Length [mm]:627 Lochabstand 1/Lochabstand 2 / Hole Pitch 1/ Hole Pitch 2:152/130/130 Bohrung-Ø 1 / Bohrung-Ø 2 [mm] / Bore Ø 1 / Bore Ø 2 [mm]:25/25/25 Rohr-Ø [mm] / Pipe Ø [mm]:48 Molekularlager / Molecular Bearing	(3) (52) (53) (50) (24) (64) (57)		27709 01 81.43270.6137 © 25157 01	
	35.320 FFDC, FFDC, FDNLC	06.08 -	 Antriebsachse / Drive Shaft (19) Achsausführung / Axle Version:HP/HPD- (17) Baumuster / Model:39S (22) Mittelhohe Bauart / Medium-high design (56) Ausrichtung des Zentralgelenkes beachten! / Observe alignment of central link (20)		
	35.320 FFDC, FFDC, FDNLC 35.360 FFDC, FFDC, FDNLC 35.400 FFDC, FDNLC	08.08 - 06.08 - 06.08 -	 Antriebsachse / Drive Shaft (19) Achsausführung / Axle Version:HP/HPD- (17) Baumuster / Model:37S (22) Mittelhohe Bauart / Medium-high design (56) Ausrichtung des Zentralgelenkes beachten! / Observe alignment of central link (20)		
	35.440 FDNLC, FFDC, FDNLC 37.320 FFDC 37.360 FFDC 37.400 FFDC 37.440 FFDC	06.08 - 07.08 - 07.08 - 07.08 - 07.08 -	Antriebsachse / Drive Shaft (19) Achsausführung / Axle Version:HP/HPD- (17) Achslast [t] / Axle Load [t]:2 x 13 (18) Baumuster / Model:37S (22) Mittelhohe Bauart / Medium-high design (56) Ausrichtung des Zentralgelenkes beachten! / Observe alignment of central link (20)		
	37.320 FFDC 37.360 FFDC 37.400 FFDC 37.440 FFDC 37.480 FFDC 37.480 FFDC 37.540 FFDC 37.540 FFDC 41.360 FFDC 41.360 FFDC 41.400 FFDC 41.400 FFDC 41.440 FFDC 41.440 FFDC 41.480 FFDC 41.440 FFDC 41.480 FFDC 41.540 FFDC 41.540 FFDC	07.08 - 07.08 - 07.08 - 07.08 - 07.08 - 07.08 - 02.09 - 02.09 - 07.08 - 07.08 - 07.08 - 07.08 - 07.08 - 07.08 - 07.08 - 07.08 - 02.09 - 02.09 -	Antriebsachse / Drive Shaft (19) Achsausführung / Axle Version:HP/HPD- (17) Achslast [t] / Axle Load [t]:2 x 13 (18) Baumuster / Model:39S (22) Mittelhohe Bauart / Medium-high design (56) Ausrichtung des Zentralgelenkes beachten! / Observe alignment of central link (20)		
 10	Lenker, Radaufhängung / Track Control Arm Längslenker / Trailing Arm Länge [mm] / Length [mm]:572 Bohrung-Ø 1 / Bohrung-Ø 2 [mm] / Bore Ø 1 / Bore Ø 2 [mm]:19/19 Lochabstand 1/Lochabstand 2 / Hole Pitch 1/ Hole Pitch 2:130/130 Rohr-Ø [mm] / Pipe Ø [mm]:52 Molekularlager / Molecular Bearing	(3) (54) (53) (24) (50) (64) (57)		28329 01 81.43220.6268 © 23211 01	
	35.320 FFDC, FFDC, FDNLC 35.360 FFDC, FFDC, FDNLC 35.400 FFDC, FDNLC	06.08 - 06.08 - 06.08 -	 für Fahrzeuge mit gelenkter Nachlaufachse / For vehicles with hinged trailing axle (95) Baumuster / Model:92S (22)		



MAN

TGS 8x4/4 10.07 -

<p> 8</p>	<p>Lenker, Radaufhängung / Track Control Arm Dreieckslenker (NKW) / A-Frame (CV) Länge [mm] / Length [mm]:622 Rohr-Ø [mm] / Pipe Ø [mm]:60 Bohrung-Ø 1 / Bohrung-Ø 2 [mm] / Bore Ø 1 / Bore Ø 2 [mm]:24/24 Lochabstand 1/Lochabstand 2 / Hole Pitch 1/ Hole Pitch 2:130/130</p>	<p>(3) (32) (53) (64) (24) (50)</p>	<p>30752 01 81.43270.6145</p>  <p>Achsausführung / Axle Version:HPD- / HP- Achslast [t] / Axle Load [t]:2 x 16 Baumuster / Model:39S Mittelhohe Bauart / Medium-high design mit Trapezfeder / With trapezoid spring</p> <p>(17) (18) (22) (56) (122)</p>
<p> 10</p>	<p>Lenker, Radaufhängung / Track Control Arm Längslenker / Trailing Arm Länge [mm] / Length [mm]:585 Rohr-Ø [mm] / Pipe Ø [mm]:58 Bohrung-Ø 1 / Bohrung-Ø 2 [mm] / Bore Ø 1 / Bore Ø 2 [mm]:21 / 21 Lochabstand 1/Lochabstand 2 / Hole Pitch 1/ Hole Pitch 2:130/ 130 Molekularlager / Molecular Bearing</p>	<p>(3) (54) (53) (64) (24) (50) (57)</p>	<p>31936 01 82.43220.6008 ® 21769 01</p>  <p>Achsausführung / Axle Version:HPD- / HP- Achslast [t] / Axle Load [t]:2 x 16 Baumuster / Model:39S mit Trapezfeder / With trapezoid spring Mittelhohe Bauart / Medium-high design</p> <p>(17) (18) (22) (122) (56)</p>
<p> 7</p>	<p>Spurstange / Rod Assembly Führungsstange / Guide Rod beidseitig verstellbar / Adjustable on both sides Länge [mm] / Length [mm]:1530 Konusmaß [mm] / Cone Size [mm]:30 Rohr-Ø [mm] / Pipe Ø [mm]:50 mit Zubehör / With accessories</p>	<p>(7) (35) (85) (53) (42) (64) (123)</p>	<p>25276 01 81.46711.6720 ▲ 11492 02 ▲ 11505 02</p>  <p>Nachlaufachse / Trailing Axle für Fahrzeuge mit gelenkter Nachlaufachse / For vehicles with hinged trailing axle Baumuster / Model:92S</p> <p>(59) (95) (22)</p>







Pos



Ref.














MAN

TGS		8x4/4		10.07 -	
 5	Spurstangenkopf / Tie Rod End am Lenkzylinder / At steering cylinder Länge [mm] / Length [mm]:80 Innengewinde [mm] / Inner Thread [mm]:M30x1,5 mit Rechtsgewinde / with right-hand thread Konusmaß [mm] / Cone Size [mm]:30 mit Zubehör / With accessories	(8) (78) (53) (41) (118) (42) (123)		25165 01 81.95301.6238	
	35.320 FFDC, FFDLC, FDNLC 06.08 - 35.360 FFDC, FFDLC, FDNLC 06.08 - 35.400 FFDC, FDNLC 06.08 -		 für Fahrzeuge mit gelenkter Nachlaufachse / For vehicles with hinged trailing axle (95) Baumuster / Model:92S (22) bei RAS (hydraulisch zwangsgelenkte Nachlaufachse) / with RAS (hydraulically positively steered tag axle) (83)		
 13	Stange/Strebe, Stabilisator / Link Stabiliser Koppelstange / Coupling Rod Länge [mm] / Length [mm]:400 Rohr-Ø [mm] / Pipe Ø [mm]:50 Bohrung-Ø [mm] / Bore Ø [mm]:22	(9) (43) (53) (64) (26)		34598 01 81.43718.5133	
	35.320 FFDC, FFDLC, FDNLC 06.08 - 35.320 FFDC, FFDLC 08.08 - 35.360 FFDC, FFDLC, FDNLC 06.08 -		 Antriebsachse / Drive Shaft (19) Achsausführung / Axle Version:HD9/H9 (17) Achslast [t] / Axle Load [t]:2x11,5 (18) Achslast [t] / Axle Load [t]:2x13 (18) Baumuster / Model:41S (22)		

MAN

TGS 8x6/4 10.07 -

 6	Spurstange / Rod Assembly Führungsstange / Guide Rod beidseitig verstellbar / Adjustable on both sides Länge [mm] / Length [mm]:1531 Konusmaß [mm] / Cone Size [mm]:30 Rohr-Ø [mm] / Pipe Ø [mm]:42 mit Zubehör / With accessories	(7) (35) (85) (53) (42) (64) (123)	31930 01 81.46711.6855  ▲ 11492 02 ▲ 11505 02	
	35.400 FFD, FFDHLK	06.08 -	2.VA / 2nd FA Achsausführung / Axle Version:VPD Baumuster / Model:96S	(15) (17) (22)
 2	Lenkstange / Centre Rod Assembly Schubstange / Push Rod beidseitig verstellbar / Adjustable on both sides Länge [mm] / Length [mm]:993 Konusmaß [mm] / Cone Size [mm]:30 Rohr-Ø [mm] / Pipe Ø [mm]:40 mit Zubehör / With accessories	(4) (68) (85) (53) (42) (64) (123)	28331 01 82.46610.6184  ▲ 11492 02 ▲ 11505 02	
	35.320 FFD, FFDHLK 35.360 FFD, FFHDLK 35.400 FFD, FFDHLK	06.08 - 06.08 - 06.08 -	LHD Zwischenhebel zur Vorderachse 2 / Control arm to front axle 2 für Lenkgetriebe-ID / For steering gear ID:ZF 8099 Baumuster / Model:59S	(74) (101) (22)
 1	Lenkstange / Centre Rod Assembly Schubstange / Push Rod einseitig verstellbar / Adjustable on one side Länge [mm] / Length [mm]:993 Konusmaß [mm] / Cone Size [mm]:30 Rohr-Ø [mm] / Pipe Ø [mm]:52 mit Zubehör / With accessories	(4) (68) (87) (53) (42) (64) (123)	30592 01 81.46611.6198 21971 01 ▲ 25353 01 	
	35.320 FFD, FFDHLK 35.360 FFD, FFHDLK 35.400 FFD, FFDHLK	06.08 - 06.08 - 06.08 -	 Lenkstockhebel zur 1. VA / Pitman Arm to 1st FA Baumuster / Model:59S	(48) (22)
 2	Lenkstange / Centre Rod Assembly Schubstange / Push Rod beidseitig verstellbar / Adjustable on both sides Länge [mm] / Length [mm]:1030 Konusmaß [mm] / Cone Size [mm]:30 Rohr-Ø [mm] / Pipe Ø [mm]:40 mit Zubehör / With accessories	(4) (68) (85) (53) (42) (64) (123)	34593 01 81.46611.6159 ▲ 11505 02 ▲ 11492 02 	
	35.400 FFD, FFDHLK	06.08 -	Zwischenhebel zur Vorderachse 2 / Control arm to front axle 2 für Lenkgetriebe-ID / For steering gear ID:ZF 8098 Baumuster / Model:90S	(74) (101) (22)
 4	Spurstangenkopf / Tie Rod End am Lenkzylinder / At steering cylinder Länge [mm] / Length [mm]:90 Konusmaß [mm] / Cone Size [mm]:38 mit Innengewinde / with internal thread Gewindemaß / Thread Size:M36x1,5 mit Zubehör / With accessories	(8) (78) (53) (42) (115) (37) (123)	30756 01 82.95301.6019 	
	35.320 FFD, FFDHLK 35.360 FFD, FFHDLK	06.08 - 06.08 -	LHD am Lenkzylinder / At steering cylinder für Lenkgetriebe-ID / For steering gear ID:ZF 8099 Baumuster / Model:59S 93S	(78) (101) (22)
	35.400 FFD, FFDHLK	06.08 -	LHD am Lenkzylinder / At steering cylinder für Lenkgetriebe-ID / For steering gear ID:ZF 8099 nicht für / Not for:WEBER HYDRAULIK Baumuster / Model:96S	(78) (101) (128) (22)
	35.400 FFD, FFDHLK	06.08 -	LHD am Lenkzylinder / At steering cylinder für Lenkgetriebe-ID / For steering gear ID:ZF 8099 Baumuster / Model:59S	(78) (101) (22)





Pos



Ref.













MAN











TGS		8x6/4	10.07 -		
8	Lenker, Radaufhängung / Track Control Arm Dreieckslenker (NKW) / A-Frame (CV) Dreieckslenker / A-Frame Länge [mm] / Length [mm]:627 Rohr-Ø [mm] / Pipe Ø [mm]:48 Bohrung-Ø 1 / Bohrung-Ø 2 [mm] / Bore Ø 1 / Bore Ø 2 [mm]:25/25/25 Lochabstand 1/Lochabstand 2 / Hole Pitch 1/ Hole Pitch 2:130/130/152 Molekularlager / Molecular Bearing	(3) (32) (31) (53) (64) (24) (50) (57)		26053 01 81.43270.6087 ® 25157 01	
	35.400 FFDPAK, FFDHLK	06.08 -	1.HA / 1st RA 2.HA / 2nd RA Baumuster / Model:96S Ausrichtung des Zentralgelenkes beachten! / Observe alignment of central link	(12) (14) (22) (20)	
8	Lenker, Radaufhängung / Track Control Arm Dreieckslenker (NKW) / A-Frame (CV) Länge [mm] / Length [mm]:622 Rohr-Ø [mm] / Pipe Ø [mm]:60 Bohrung-Ø 1 / Bohrung-Ø 2 [mm] / Bore Ø 1 / Bore Ø 2 [mm]:24/24 Lochabstand 1/Lochabstand 2 / Hole Pitch 1/ Hole Pitch 2:130/130	(3) (32) (53) (64) (24) (50)		30752 01 81.43270.6145	
	35.400 FFDPAK, FFDHLK	06.08 -	1.HA / 1st RA 2.HA / 2nd RA Baumuster / Model:96S	(12) (14) (22)	
13	Stange/Strebe, Stabilisator / Link Stabiliser Koppelstange / Coupling Rod Länge [mm] / Length [mm]:400 Rohr-Ø [mm] / Pipe Ø [mm]:50 Bohrung-Ø [mm] / Bore Ø [mm]:22	(9) (43) (53) (64) (26)		34598 01 81.43718.5133	
	35.320 FFDPAK, FFDHLK 35.360 FFDPAK, FFDHLK 35.400 FFDPAK, FFDHLK	06.08 - 06.08 - 06.08 -	 Antriebsachse / Drive Shaft Achsausführung / Axle Version:HD9/H9 Achslast [t] / Axle Load [t]:2x11,5 Achslast [t] / Axle Load [t]:2x13 Baumuster / Model:59S	(19) (17) (18) (18) (22)	

MAN

TGS 8x8 10.07 -







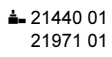

 6	Spurstange / Rod Assembly Führungsstange / Guide Rod beidseitig verstellbar / Adjustable on both sides Länge [mm] / Length [mm]:1531 Konusmaß [mm] / Cone Size [mm]:30 Rohr-Ø [mm] / Pipe Ø [mm]:42 mit Zubehör / With accessories	(7) (35) (85) (53) (42) (64) (123)	31930 01 81.46711.6855  ▲ 11492 02 ▲ 11505 02
	35.360 FFDKAK 06.08 - 35.320 FFDKAK 06.08 - 35.400 FFDKAK 06.08 -	2.VA / 2nd FA Achsausführung / Axle Version:VPD Baumuster / Model:96S	(15) (17) (22)
 2	Lenkstange / Centre Rod Assembly Schubstange / Push Rod beidseitig verstellbar / Adjustable on both sides Länge [mm] / Length [mm]:1030 Konusmaß [mm] / Cone Size [mm]:30 Rohr-Ø [mm] / Pipe Ø [mm]:40 mit Zubehör / With accessories	(4) (68) (85) (53) (42) (64) (123)	34593 01 81.46611.6159  ▲ 11505 02 ▲ 11492 02
	35.360 FFDKAK 06.08 - 35.320 FFDKAK 06.08 - 35.400 FFDKAK 06.08 -	Zwischenhebel zur Vorderachse 2 / Control arm to front axle 2 für Lenkgetriebe-ID / For steering gear ID:ZF 8098 Baumuster / Model:90S	(74) (101) (22)
 4	Spurstangenkopf / Tie Rod End am Lenkzylinder / At steering cylinder Länge [mm] / Length [mm]:90 Konusmaß [mm] / Cone Size [mm]:38 mit Innengewinde / with internal thread Gewindemaß / Thread Size:M36x1,5 mit Zubehör / With accessories	(8) (78) (53) (42) (115) (37) (123)	30756 01 82.95301.6019 
	35.360 FFDKAK 06.08 - 35.320 FFDKAK 06.08 - 35.400 FFDKAK 06.08 -	LHD am Lenkzylinder / At steering cylinder für Lenkgetriebe-ID / For steering gear ID:ZF 8099 nicht für / Not for:WEBER HYDRAULIK Baumuster / Model:96S	(78) (101) (128) (22)
 8	Lenker, Radaufhängung / Track Control Arm Dreieckslenker (NKW) / A-Frame (CV) Dreieckslenker / A-Frame Länge [mm] / Length [mm]:627 Rohr-Ø [mm] / Pipe Ø [mm]:48 Bohrung-Ø 1 / Bohrung-Ø 2 [mm] / Bore Ø 1 / Bore Ø 2 [mm]:25/25/25 Lochabstand 1/Lochabstand 2 / Hole Pitch 1/ Hole Pitch 2:130/130/152 Molekularlager / Molecular Bearing	(3) (32) (31) (53) (64) (24) (50) (57)	26053 01 81.43270.6087 ® 25157 01 
	35.360 FFDKAK 06.08 - 35.320 FFDKAK 06.08 - 35.400 FFDKAK 06.08 -	1.HA / 1st RA 2.HA / 2nd RA Baumuster / Model:96S Ausrichtung des Zentralgelenkes beachten! / Observe alignment of central link	(12) (14) (22) (20)
 8	Lenker, Radaufhängung / Track Control Arm Dreieckslenker (NKW) / A-Frame (CV) Länge [mm] / Length [mm]:622 Rohr-Ø [mm] / Pipe Ø [mm]:60 Bohrung-Ø 1 / Bohrung-Ø 2 [mm] / Bore Ø 1 / Bore Ø 2 [mm]:24/24 Lochabstand 1/Lochabstand 2 / Hole Pitch 1/ Hole Pitch 2:130/130	(3) (32) (53) (64) (24) (50)	30752 01 81.43270.6145 
	35.320 FFDKAK 06.08 - 35.400 FFDKAK 06.08 -	1.HA / 1st RA 2.HA / 2nd RA Baumuster / Model:96S	(12) (14) (22)



TGX		4x2	10.07 -			
 19	Lenker, Radaufhängung / Track Control Arm Querlenker / Control Arm nicht verstellbar / Not adjustable Länge [mm] / Length [mm]:941 Lochabstand 1/Lochabstand 2 / Hole Pitch 1/ Hole Pitch 2:115/115 Bohrung-Ø 1 / Bohrung-Ø 2 [mm] / Bore Ø 1 / Bore Ø 2 [mm]:17/17 Rohr-Ø [mm] / Pipe Ø [mm]:60 Molekularlager / Molecular Bearing		(3) (61) (136) (53) (50) (24) (64) (57)	25207 01 © 25208 01	81.43220.6260 	
	18.360 FLC, FLRC, FLLC, FLLRC, FLLW, FLLW/N 18.400 FLC, FLRC, FLLC, FLLRC, FLLW, FLLW/N 18.440 FLC, FLRC, FLLC, FLLRC, FLLW, FLLW/N 18.480 FLC, FLRC, FLLC, FLLRC, FLLW, FLLW/N	10.07 - 10.07 - 10.07 - 10.07 -	 Achslast [t] / Axle Load [t]:8,5 Baumuster / Model:10X	(18) (22)		
	18.360 FLC, FLRC, FLLC, FLLRC, FLLW, FLLW/N 18.400 FLC, FLRC, FLLC, FLLRC, FLLW, FLLW/N 18.440 FLC, FLRC, FLLC, FLLRC, FLLW, FLLW/N 18.480 FLC, FLRC, FLLC, FLLRC, FLLW, FLLW/N	10.07 - 10.07 - 10.07 - 10.07 -	 Achslast [t] / Axle Load [t]:7,5 Baumuster / Model:15X	(18) (22)		
	18.540 FLC, FLRC, FLLC, FLLRC, FLLW, FLLW/N	10.07 -	 Achslast [t] / Axle Load [t]:8,5 Baumuster / Model:10X	(18) (22)		
	18.540 FLC, FLRC, FLLC, FLLRC, FLLW, FLLW/N	10.07 -	 Achslast [t] / Axle Load [t]:7,5 Baumuster / Model:15X	(18) (22)		
	18.540 FLC, FLRC, FLLC, FLLRC, FLLW, FLLW/N	10.07 -	 Achslast [t] / Axle Load [t]:7,5 Baumuster / Model:45S	(18) (22)		
	18.360 FLS, FLS/M, FLRS, FLRS/N, FLLS, FLLS/N, FLLRS,FLLRS/N 18.400 FLS, FLS/M, FLRS, FLRS/N, FLLS, FLLS/N, FLLRS,FLLRS/N 18.480 FLS, FLS/M, FLRS, FLRS/N, FLLS, FLLS/N, FLLRS,FLLRS/N 18.540 FLS, FLS/M, FLRS, FLRS/N, FLLS, FLLS/N,FLLRS,FLLRS/N	10.07 - 10.07 - 10.07 - 10.07 -	 Achslast [t] / Axle Load [t]:8,5 Baumuster / Model:10X	(18) (22)		
	18.360 FLS, FLS/M, FLRS, FLRS/N, FLLS, FLLS/N, FLLRS,FLLRS/N 18.400 FLS, FLS/M, FLRS, FLRS/N, FLLS, FLLS/N, FLLRS,FLLRS/N 18.480 FLS, FLS/M, FLRS, FLRS/N, FLLS, FLLS/N, FLLRS,FLLRS/N 18.540 FLS, FLS/M, FLRS, FLRS/N, FLLS, FLLS/N,FLLRS,FLLRS/N	10.07 - 10.07 - 10.07 - 10.07 -	 Achslast [t] / Axle Load [t]:7,5 Baumuster / Model:13X	(18) (22)		
	18.440 FLS, FLS/M, FLRS, FLRS/M, FLLS, FLLS/N, FLLRS,FLLRS/	10.07 -	 Achslast [t] / Axle Load [t]:8,5 Baumuster / Model:10X	(18) (22)		

MAN

TGX 4x2 10.07 -

 6	Spurstange / Rod Assembly Führungsstange / Guide Rod beidseitig verstellbar / Adjustable on both sides Länge [mm] / Length [mm]:1652 Konusmaß [mm] / Cone Size [mm]:30 Rohr-Ø [mm] / Pipe Ø [mm]:50 mit Zubehör / With accessories	(7) (35) (85) (53) (42) (64) (123)	11768 01 81.46711.6725  ▲ 11492 02 ▲ 11505 02		
	18.360 FLC, FLRC, FLLC, FLLRC, FLLW, FLLW/N	10.07 -		Achsausführung / Axle Version:VO-09- Scheibenbremse / Disc Brake	(17) (66)
	18.360 FLS, FLS/M, FLRS, FLRS/N, FLLS, FLLS/N, FLLRS,FLLRS/N	10.07 -		Baumuster / Model:06X	(22)
	18.400 FLC, FLRC, FLLC, FLLRC, FLLW, FLLW/N	10.07 -		gerade Vorderachse / straight front axle	(112)
	18.400 FLS, FLS/M, FLRS, FLRS/N, FLLS, FLLS/N, FLLRS,FLLRS/N	10.07 -			
	18.440 FLC, FLRC, FLLC, FLLRC, FLLW, FLLW/N	10.07 -			
	18.440 FLS, FLS/M, FLRS, FLRS/M, FLLS, FLLS/N, FLLRS,FLLRS/	10.07 -			
	18.480 FLC, FLRC, FLLC, FLLRC, FLLW, FLLW/N	10.07 -			
	18.480 FLS, FLS/M, FLRS, FLRS/N, FLLS, FLLS/N, FLLRS,FLLRS/N	10.07 -			
	18.540 FLC, FLRC, FLLC, FLLRC, FLLW, FLLW/N	10.07 -			
	18.540 FLS, FLS/M, FLRS, FLRS/N, FLLS, FLLS/N,FLLRS,FLLRS/N	10.07 -			
	18.680 FLS	10.07 -		Achsausführung / Axle Version:VO-09- Scheibenbremse / Disc Brake	(17) (66)
				Baumuster / Model:78X	(22)
			gerade Vorderachse / straight front axle	(112)	
 6	Spurstange / Rod Assembly Führungsstange / Guide Rod einseitig verstellbar / Adjustable on one side Länge [mm] / Length [mm]:1679 Konusmaß [mm] / Cone Size [mm]:30 Rohr-Ø [mm] / Pipe Ø [mm]:52 mit Zubehör / With accessories	(7) (35) (87) (53) (42) (64) (123)	25395 01 81.46711.6921  ▲ 21440 01 21971 01		
	18.360 FLC, FLRC, FLLC, FLLRC, FLLW, FLLW/N	10.07 -		Achsausführung / Axle Version:VOK-07	(17)
	18.400 FLC, FLRC, FLLC, FLLRC, FLLW, FLLW/N	10.07 -		Achsausführung / Axle Version:VOK-08	(17)
	18.440 FLC, FLRC, FLLC, FLLRC, FLLW, FLLW/N	10.07 -		Achsausführung / Axle Version:VOK-09	(17)
	18.480 FLC, FLRC, FLLC, FLLRC, FLLW, FLLW/N	10.07 -		Scheibenbremse / Disc Brake	(66)
	18.540 FLC, FLRC, FLLC, FLLRC, FLLW, FLLW/N	10.07 -		Baumuster / Model:06X 10X 15X	(22)
	18.540 FLS, FLS/M, FLRS, FLRS/N, FLLS, FLLS/N, FLLRS,FLLRS/N	10.07 -		gekröpfte Vorderachse / Dropped front axle	(110)
	18.360 FLS, FLS/M, FLRS, FLRS/N, FLLS, FLLS/N, FLLRS,FLLRS/N	10.07 -		Achsausführung / Axle Version:VOK-07	(17)
	18.480 FLS, FLS/M, FLRS, FLRS/N, FLLS, FLLS/N, FLLRS,FLLRS/N	10.07 -		Achsausführung / Axle Version:VOK-08	(17)
	18.540 FLS, FLS/M, FLRS, FLRS/N, FLLS, FLLS/N,FLLRS,FLLRS/N	10.07 -		Achsausführung / Axle Version:VOK-09	(17)
				Scheibenbremse / Disc Brake	(66)
				Baumuster / Model:06X 10X 13X	(22)
				gekröpfte Vorderachse / Dropped front axle	(110)
18.400 FLS, FLS/M, FLRS, FLRS/N, FLLS, FLLS/N, FLLRS,FLLRS/N	10.07 -		Achsausführung / Axle Version:VOK-07	(17)	
			Achsausführung / Axle Version:VOK-08	(17)	
			Achsausführung / Axle Version:VOK-09	(17)	
			Scheibenbremse / Disc Brake	(66)	
			Baumuster / Model:06X 10X 13X 05X	(22)	
			gekröpfte Vorderachse / Dropped front axle	(110)	
18.680 FLS	10.07 -		Achsausführung / Axle Version:VOK-08	(17)	
			Achsausführung / Axle Version:VOK-09	(17)	
			Scheibenbremse / Disc Brake	(66)	
			Baumuster / Model:78X	(22)	
			gekröpfte Vorderachse / Dropped front axle	(110)	











Pos







Ref.














MAN

TGX		4x2	10.07 -		
 1	Lenkstange / Centre Rod Assembly Schubstange / Push Rod einseitig verstellbar / Adjustable on one side Länge [mm] / Length [mm]:993 Konusmaß [mm] / Cone Size [mm]:30 Rohr-Ø [mm] / Pipe Ø [mm]:52 mit Zubehör / With accessories	(4) (68) (87) (53) (42) (64) (123)		30592 01 81.46611.6198 21971 01 	
	18.360 FLC, FLRC, FLLC, FLLRC, FLLW, FLLW/N	10.07 -		Lenkstockhebel zur 1. VA / Pitman Arm to 1st FA Baumuster / Model:06X	(48) (22)
	18.360 FLS, FLS/M, FLRS, FLRS/N, FLLS, FLLS/N, FLLRS,FLLRS/N	10.07 -			
	18.400 FLC, FLRC, FLLC, FLLRC, FLLW, FLLW/N	10.07 -			
	18.440 FLC, FLRC, FLLC, FLLRC, FLLW, FLLW/N	10.07 -			
	18.440 FLS, FLS/M, FLRS, FLRS/M, FLLS, FLLS/N, FLLRS,FLLRS/	10.07 -			
18.480 FLC, FLRC, FLLC, FLLRC, FLLW, FLLW/N	10.07 -				
18.480 FLS, FLS/M, FLRS, FLRS/N, FLLS, FLLS/N, FLLRS,FLLRS/N	10.07 -				
18.540 FLC, FLRC, FLLC, FLLRC, FLLW, FLLW/N	10.07 -				
18.540 FLS, FLS/M, FLRS, FLRS/N, FLLS, FLLS/N,FLLRS,FLLRS/N	10.07 -				
18.400 FLS, FLS/M, FLRS, FLRS/N, FLLS, FLLS/N, FLLRS,FLLRS/N	10.07 -			Lenkstockhebel zur 1. VA / Pitman Arm to 1st FA Baumuster / Model:05X 06X	(48) (22)
18.680 FLS	10.07 -			Lenkstockhebel zur 1. VA / Pitman Arm to 1st FA Baumuster / Model:78X	(48) (22)
 1	Lenkstange / Centre Rod Assembly Schubstange / Push Rod einseitig verstellbar / Adjustable on one side Länge [mm] / Length [mm]:967 Konusmaß [mm] / Cone Size [mm]:30 Rohr-Ø [mm] / Pipe Ø [mm]:52 mit Zubehör / With accessories	(4) (68) (87) (53) (42) (64) (123)		30593 01 81.46611.6200 	
	18.360 FLC, FLRC, FLLC, FLLRC, FLLW, FLLW/N	10.07 -		Lenkstockhebel zur 1. VA / Pitman Arm to 1st FA Baumuster / Model:10X 15X	(48) (22)
	18.400 FLC, FLRC, FLLC, FLLRC, FLLW, FLLW/N	10.07 -			
	18.440 FLC, FLRC, FLLC, FLLRC, FLLW, FLLW/N	10.07 -			
	18.480 FLC, FLRC, FLLC, FLLRC, FLLW, FLLW/N	10.07 -			
	18.540 FLC, FLRC, FLLC, FLLRC, FLLW, FLLW/N	10.07 -			
18.360 FLS, FLS/M, FLRS, FLRS/N, FLLS, FLLS/N, FLLRS,FLLRS/N	10.07 -			Lenkstockhebel zur 1. VA / Pitman Arm to 1st FA Baumuster / Model:10X 13X	(48) (22)
18.400 FLS, FLS/M, FLRS, FLRS/N, FLLS, FLLS/N, FLLRS,FLLRS/N	10.07 -				
18.480 FLS, FLS/M, FLRS, FLRS/N, FLLS, FLLS/N, FLLRS,FLLRS/N	10.07 -				
18.540 FLS, FLS/M, FLRS, FLRS/N, FLLS, FLLS/N,FLLRS,FLLRS/N	10.07 -				
18.440 FLS, FLS/M, FLRS, FLRS/M, FLLS, FLLS/N, FLLRS,FLLRS/	10.07 -			Lenkstockhebel zur 1. VA / Pitman Arm to 1st FA Baumuster / Model:10X	(48) (22)

**MAN**

TGX	4x2	10.07 -		
 10	Lenker, Radaufhängung / Track Control Arm	(3)		25041 01 81.43220.6196 ® 30610 01
	Längslenker / Trailing Arm nicht verstellbar / Not adjustable Länge [mm] / Length [mm]:596 Rohr-Ø [mm] / Pipe Ø [mm]:48 Bohrung-Ø 1 / Bohrung-Ø 2 [mm] / Bore Ø 1 / Bore Ø 2 [mm]:19/19 Lochabstand 1/Lochabstand 2 / Hole Pitch 1/ Hole Pitch 2:130/130 Molekularlager / Molecular Bearing	(54) (136) (53) (64) (24) (50) (57)		
	18.360 FLC, FLRC, FLLC, FLLRC, FLLW, FLLW/N 18.360 FLS, FLS/M, FLRS, FLRS/N, FLLS, FLLS/N, FLLRS, FLLRS/N 18.400 FLC, FLRC, FLLC, FLLRC, FLLW, FLLW/N 18.400 FLS, FLS/M, FLRS, FLRS/N, FLLS, FLLS/N, FLLRS, FLLRS/N 18.440 FLC, FLRC, FLLC, FLLRC, FLLW, FLLW/N 18.440 FLS, FLS/M, FLRS, FLRS/M, FLLS, FLLS/N, FLLRS, FLLRS/ 18.480 FLC, FLRC, FLLC, FLLRC, FLLW, FLLW/N 18.480 FLS, FLS/M, FLRS, FLRS/N, FLLS, FLLS/N, FLLRS, FLLRS/N 18.540 FLC, FLRC, FLLC, FLLRC, FLLW, FLLW/N 18.540 FLS, FLS/M, FLRS, FLRS/N, FLLS, FLLS/N, FLLRS, FLLRS/N 18.680 FLS	10.07 - 10.07 - 10.07 - 10.07 - 10.07 - 10.07 - 10.07 - 10.07 - 10.07 - 10.07 - 10.07 - 10.07 - 10.07 -	 Antriebsachse / Drive Shaft Achsausführung / Axle Version:HP-1352 Achslast [t] / Axle Load [t]:13 Baumuster / Model:06X	(19) (17) (18) (22)
			 Antriebsachse / Drive Shaft Achsausführung / Axle Version:HP-1352 Achslast [t] / Axle Load [t]:13 Baumuster / Model:78X	(19) (17) (18) (22)















TGX		4x2	10.07 -		
 10	Lenker, Radaufhängung / Track Control Arm Längslenker / Trailing Arm nicht verstellbar / Not adjustable Länge [mm] / Length [mm]:572 Lochabstand 1/Lochabstand 2 / Hole Pitch 1/ Hole Pitch 2:130/130 Bohrung-Ø 1 / Bohrung-Ø 2 [mm] / Bore Ø 1 / Bore Ø 2 [mm]:19/19 Rohr-Ø [mm] / Pipe Ø [mm]:48 Molekularlager / Molecular Bearing		(3) (54) (136) (53) (50) (24) (64) (57)		25209 02 81.43220.6229 ® 23211 01 
	18.360 FLC, FLRC, FLLC, FLLRC, FLLW, FLLW/N	10.07 -		Antriebsachse / Drive Shaft Achslast [t] / Axle Load [t]:13 Baumuster / Model:06X 10X	(19) (18) (22)
	18.400 FLC, FLRC, FLLC, FLLRC, FLLW, FLLW/N	10.07 -		Antriebsachse / Drive Shaft Achslast [t] / Axle Load [t]:11,5 Baumuster / Model:15X	(19) (18) (22)
	18.440 FLC, FLRC, FLLC, FLLRC, FLLW, FLLW/N	10.07 -		Antriebsachse / Drive Shaft Achslast [t] / Axle Load [t]:13 Baumuster / Model:06X 10X	(19) (18) (22)
	18.480 FLC, FLRC, FLLC, FLLRC, FLLW, FLLW/N	10.07 -		Antriebsachse / Drive Shaft Achslast [t] / Axle Load [t]:11,5 Baumuster / Model:13X	(19) (18) (22)
	18.540 FLC, FLRC, FLLC, FLLRC, FLLW, FLLW/N	10.07 -		Antriebsachse / Drive Shaft Achslast [t] / Axle Load [t]:13 Baumuster / Model:05X 06X 10X	(19) (18) (22)
	18.360 FLS, FLS/M, FLRS, FLRS/N, FLLS, FLLS/N, FLLRS,FLLRS/N	10.07 -		Antriebsachse / Drive Shaft Achslast [t] / Axle Load [t]:11,5 Baumuster / Model:13X	(19) (18) (22)
	18.480 FLS, FLS/M, FLRS, FLRS/N, FLLS, FLLS/N, FLLRS,FLLRS/N	10.07 -		Antriebsachse / Drive Shaft Achslast [t] / Axle Load [t]:13 Baumuster / Model:06X 10X	(19) (18) (22)
	18.540 FLS, FLS/M, FLRS, FLRS/N, FLLS, FLLS/N, FLLRS,FLLRS/N	10.07 -		Antriebsachse / Drive Shaft Achslast [t] / Axle Load [t]:13 Baumuster / Model:06X 10X	(19) (18) (22)
	18.680 FLS	10.07 -		Antriebsachse / Drive Shaft Achslast [t] / Axle Load [t]:13 nicht für / Not for:HP-1352 Baumuster / Model:78X	(19) (18) (128) (22)












MAN

TGX 4x2 10.07 -




 8	Lenker, Radaufhängung / Track Control Arm Dreieckslenker / A-Frame Dreieckslenker (NKW) / A-Frame (CV) Länge [mm] / Length [mm]:627 Lochabstand 1/Lochabstand 2 / Hole Pitch 1/ Hole Pitch 2:130/130 Bohrung-Ø 1 / Bohrung-Ø 2 [mm] / Bore Ø 1 / Bore Ø 2 [mm]:23/23 Rohr-Ø [mm] / Pipe Ø [mm]:48		(3) (31) (32) (53) (50) (24) (64)	25210 01 81.43270.6096 © 30588 01 © 31139 01	
	18.360 FLC, FLRC, FLLC, FLLRC, FLLW, FLLW/N	10.07 -	 Achslast [t] / Axle Load [t]:>13 1.HA / 1st RA Baumuster / Model:15X	(18) (12) (22)	
	18.360 FLC, FLRC, FLLC, FLLRC, FLLW, FLLW/N	10.07 -	 Achslast [t] / Axle Load [t]:>13 Antriebsachse / Drive Shaft Baumuster / Model:06X 10X	(18) (19) (22)	
	18.400 FLC, FLRC, FLLC, FLLRC, FLLW, FLLW/N	10.07 -	 Achslast [t] / Axle Load [t]:>13 1.HA / 1st RA Baumuster / Model:15X	(18) (12) (22)	
	18.440 FLC, FLRC, FLLC, FLLRC, FLLW, FLLW/N	10.07 -			
	18.480 FLC, FLRC, FLLC, FLLRC, FLLW, FLLW/N	10.07 -			
	18.540 FLC, FLRC, FLLC, FLLRC, FLLW, FLLW/N	10.07 -			
	18.400 FLC, FLRC, FLLC, FLLRC, FLLW, FLLW/N	10.07 -	 Achslast [t] / Axle Load [t]:>13 1.HA / 1st RA Baumuster / Model:06X 10X	(18) (12) (22)	
18.440 FLC, FLRC, FLLC, FLLRC, FLLW, FLLW/N	10.07 -				
18.480 FLC, FLRC, FLLC, FLLRC, FLLW, FLLW/N	10.07 -				
18.540 FLC, FLRC, FLLC, FLLRC, FLLW, FLLW/N	10.07 -				
18.360 FLS, FLS/M, FLRS, FLRS/N, FLLS, FLLS/N, FLLRS,FLLRS/N	10.07 -	 Achslast [t] / Axle Load [t]:>13 1.HA / 1st RA Baumuster / Model:06X 10X	(18) (12) (22)		
18.400 FLS, FLS/M, FLRS, FLRS/N, FLLS, FLLS/N, FLLRS,FLLRS/N	10.07 -				
18.440 FLS, FLS/M, FLRS, FLRS/M, FLLS, FLLS/N, FLLRS,FLLRS/	10.07 -				
18.480 FLS, FLS/M, FLRS, FLRS/N, FLLS, FLLS/N, FLLRS,FLLRS/N	10.07 -				
18.540 FLS, FLS/M, FLRS, FLRS/N, FLLS, FLLS/N,FLLRS,FLLRS/N	10.07 -				
18.680 FLS	10.07 -	 Antriebsachse / Drive Shaft Baumuster / Model:78X	(19) (22)		
 10	Lenker, Radaufhängung / Track Control Arm Längslenker / Trailing Arm Länge [mm] / Length [mm]:531 Lochabstand 1/Lochabstand 2 / Hole Pitch 1/ Hole Pitch 2:130/130 Bohrung-Ø 1 / Bohrung-Ø 2 [mm] / Bore Ø 1 / Bore Ø 2 [mm]:19/19 Bohrung-Ø [mm] / Bore Ø [mm]:48 Molekularlager / Molecular Bearing		(3) (54) (53) (50) (24) (26) (57)	25780 01 81.43220.6190 © 11755 01	
	18.360 FLC, FLRC, FLLC, FLLRC, FLLW, FLLW/N	10.07 -	 Antriebsachse / Drive Shaft Achslast [t] / Axle Load [t]:13 für / for:FN 200 Baumuster / Model:06X	(19) (18) (89) (22)	
	18.360 FLS, FLS/M, FLRS, FLRS/N, FLLS, FLLS/N, FLLRS,FLLRS/N	10.07 -			
	18.400 FLC, FLRC, FLLC, FLLRC, FLLW, FLLW/N	10.07 -			
	18.400 FLS, FLS/M, FLRS, FLRS/N, FLLS, FLLS/N, FLLRS,FLLRS/N	10.07 -			
	18.440 FLC, FLRC, FLLC, FLLRC, FLLW, FLLW/N	10.07 -			
	18.440 FLS, FLS/M, FLRS, FLRS/M, FLLS, FLLS/N, FLLRS,FLLRS/	10.07 -			
	18.480 FLC, FLRC, FLLC, FLLRC, FLLW, FLLW/N	10.07 -			
18.480 FLS, FLS/M, FLRS, FLRS/N, FLLS, FLLS/N, FLLRS,FLLRS/N	10.07 -				
18.540 FLC, FLRC, FLLC, FLLRC, FLLW, FLLW/N	10.07 -	 Antriebsachse / Drive Shaft Achslast [t] / Axle Load [t]:13 für / for:FN 200 Baumuster / Model:78X	(19) (18) (89) (22)		
18.540 FLS, FLS/M, FLRS, FLRS/N, FLLS, FLLS/N,FLLRS,FLLRS/N	10.07 -				
18.680 FLS	10.07 -				














TGX		4x2	10.07 -		
 8	Lenker, Radaufhängung / Track Control Arm Dreieckslenker (NKW) / A-Frame (CV) Dreieckslenker / A-Frame Länge [mm] / Length [mm]:627 Rohr-Ø [mm] / Pipe Ø [mm]:48 Bohrung-Ø 1 / Bohrung-Ø 2 [mm] / Bore Ø 1 / Bore Ø 2 [mm]:25/25/25 Lochabstand 1/Lochabstand 2 / Hole Pitch 1/ Hole Pitch 2:130/130/152 Molekularlager / Molecular Bearing	(3) (32) (31) (53) (64) (24) (50) (57)		26053 01 81.43270.6087 ® 25157 01	
	18.360 FLC, FLRC, FLLC, FLLRC, FLLW, FLLW/N 10.07 - 18.360 FLS, FLS/M, FLRS, FLRS/N, FLLS, FLLS/N, FLLRS,FLLRS/N 10.07 - 18.400 FLC, FLRC, FLLC, FLLRC, FLLW, FLLW/N 10.07 - 18.400 FLS, FLS/M, FLRS, FLRS/N, FLLS, FLLS/N, FLLRS,FLLRS/N 10.07 - 18.440 FLC, FLRC, FLLC, FLLRC, FLLW, FLLW/N 10.07 - 18.440 FLS, FLS/M, FLRS, FLRS/M, FLLS, FLLS/N, FLLRS,FLLRS/ 10.07 - 18.480 FLC, FLRC, FLLC, FLLRC, FLLW, FLLW/N 10.07 - 18.480 FLS, FLS/M, FLRS, FLRS/N, FLLS, FLLS/N, FLLRS,FLLRS/N 10.07 - 18.540 FLC, FLRC, FLLC, FLLRC, FLLW, FLLW/N 10.07 - 18.540 FLS, FLS/M, FLRS, FLRS/N, FLLS, FLLS/N,FLLRS,FLLRS/N 10.07 - 18.680 FLS 10.07 -	 Antriebsachse / Drive Shaft (19) Achsausführung / Axle Version:HP-1352 (17) Achslast [t] / Axle Load [t]:>13 (18) Baumuster / Model:06X (22) Ausrichtung des Zentralgelenkes beachten! / Observe alignment of central link (20)			
	18.680 FLS 10.07 -	 Antriebsachse / Drive Shaft (19) Achsausführung / Axle Version:HP-1352 (17) Achslast [t] / Axle Load [t]:>13 (18) Baumuster / Model:78X (22) Ausrichtung des Zentralgelenkes beachten! / Observe alignment of central link (20)			
	Lenker, Radaufhängung / Track Control Arm Vierpunktenker (NKW) / Four-Point Steering Arm (CV) nicht verstellbar / Not adjustable Länge [mm] / Length [mm]:572 Bohrung-Ø [mm] / Bore Ø [mm]:25 Lochabstand 1/Lochabstand 2 / Hole Pitch 1/ Hole Pitch 2:130 Molekularlager / Molecular Bearing	(3) (70) (136) (53) (26) (50) (57)		27601 01 81.43220.6327 ® 30751 01	
	18.360 FLC, FLRC, FLLC, FLLRC, FLLW, FLLW/N 10.07 - 18.360 FLS, FLS/M, FLRS, FLRS/N, FLLS, FLLS/N, FLLRS,FLLRS/N 10.07 - 18.400 FLC, FLRC, FLLC, FLLRC, FLLW, FLLW/N 10.07 - 18.440 FLC, FLRC, FLLC, FLLRC, FLLW, FLLW/N 10.07 - 18.440 FLS, FLS/M, FLRS, FLRS/M, FLLS, FLLS/N, FLLRS,FLLRS/ 10.07 - 18.480 FLC, FLRC, FLLC, FLLRC, FLLW, FLLW/N 10.07 - 18.480 FLS, FLS/M, FLRS, FLRS/N, FLLS, FLLS/N, FLLRS,FLLRS/N 10.07 - 18.540 FLC, FLRC, FLLC, FLLRC, FLLW, FLLW/N 10.07 - 18.540 FLS, FLS/M, FLRS, FLRS/N, FLLS, FLLS/N,FLLRS,FLLRS/N 10.07 - 18.400 FLS, FLS/M, FLRS, FLRS/N, FLLS, FLLS/N, FLLRS,FLLRS/N 10.07 -	 Achslast [t] / Axle Load [t]:>13,0 (18) Baumuster / Model:06X 10X (22)			
	18.680 FLS 10.07 -	 Achslast [t] / Axle Load [t]:>13,0 (18) Baumuster / Model:05X 06X 10X (22)			
	18.680 FLS 10.07 -	 Antriebsachse / Drive Shaft (19) Baumuster / Model:78X (22)			



MAN













TGX		4x2	10.07 -		
10	Lenker, Radaufhängung / Track Control Arm Längslenker / Trailing Arm für Dreieckslenker (NKW) / For A-Frame (CV) Länge [mm] / Length [mm]:414 Bohrung-Ø 1 / Bohrung-Ø 2 [mm] / Bore Ø 1 / Bore Ø 2 [mm]:23/23 Lochabstand 1/Lochabstand 2 / Hole Pitch 1/ Hole Pitch 2:130/130 Rohr-Ø [mm] / Pipe Ø [mm]:50	(3) (54) (92) (53) (24) (50) (64)		27846 01 81.43220.6247 	
	18.360 FLS, FLS/M, FLRS, FLRS/N, FLLS, FLLS/N, FLLRS,FLLRS/N 10.07 - 18.400 FLS, FLS/M, FLRS, FLRS/N, FLLS, FLLS/N, FLLRS,FLLRS/N 10.07 - 18.480 FLS, FLS/M, FLRS, FLRS/N, FLLS, FLLS/N, FLLRS,FLLRS/N 10.07 - 18.540 FLS, FLS/M, FLRS, FLRS/N, FLLS, FLLS/N,FLLRS,FLLRS/N 10.07 -		Achslast [t] / Axle Load [t]:>11,5 Baumuster / Model:13X	(18) (22)	
10	Lenker, Radaufhängung / Track Control Arm Längslenker / Trailing Arm Länge [mm] / Length [mm]:694 Rohr-Ø [mm] / Pipe Ø [mm]:50 Bohrung-Ø 1 / Bohrung-Ø 2 [mm] / Bore Ø 1 / Bore Ø 2 [mm]:19/19 Lochabstand 1/Lochabstand 2 / Hole Pitch 1/ Hole Pitch 2:130/130	(3) (54) (53) (64) (24) (50)		34587 01 81.43220.6265 © 21184 01 	
	18.680 FLS 10.07 -		Antriebsachse / Drive Shaft Achslast [t] / Axle Load [t]:16 Baumuster / Model:78X	(19) (18) (22)	
13	Stange/Strebe, Stabilisator / Link Stabiliser Koppelstange / Coupling Rod Länge [mm] / Length [mm]:400 Rohr-Ø [mm] / Pipe Ø [mm]:50 Bohrung-Ø [mm] / Bore Ø [mm]:22	(9) (43) (53) (64) (26)		34598 01 81.43718.5133 	
	18.360 FLC, FLRC, FLLC, FLLRC, FLLW, FLLW/N 10.07 - 18.360 FLS, FLS/M, FLRS, FLRS/N, FLLS, FLLS/N, FLLRS,FLLRS/N 10.07 - 18.400 FLC, FLRC, FLLC, FLLRC, FLLW, FLLW/N 10.07 - 18.400 FLS, FLS/M, FLRS, FLRS/N, FLLS, FLLS/N, FLLRS,FLLRS/N 10.07 - 18.440 FLC, FLRC, FLLC, FLLRC, FLLW, FLLW/N 10.07 - 18.440 FLS, FLS/M, FLRS, FLRS/M, FLLS, FLLS/N, FLLRS,FLLRS/ 10.07 - 18.480 FLC, FLRC, FLLC, FLLRC, FLLW, FLLW/N 10.07 - 18.480 FLS, FLS/M, FLRS, FLRS/N, FLLS, FLLS/N, FLLRS,FLLRS/N 10.07 - 18.540 FLC, FLRC, FLLC, FLLRC, FLLW, FLLW/N 10.07 - 18.540 FLS, FLS/M, FLRS, FLRS/N, FLLS, FLLS/N,FLLRS,FLLRS/N 10.07 -		Achsausführung / Axle Version:HP-1352 Baumuster / Model:06X	(17) (22)	
	18.680 FLS 10.07 -		Achsausführung / Axle Version:HP-1352 Achslast [t] / Axle Load [t]:13 Baumuster / Model:06X	(17) (18) (22)	

TGX 4x4 10.07 -

 6	Spurstange / Rod Assembly Führungsstange / Guide Rod einseitig verstellbar / Adjustable on one side Länge [mm] / Length [mm]:1679 Konusmaß [mm] / Cone Size [mm]:30 Rohr-Ø [mm] / Pipe Ø [mm]:52 mit Zubehör / With accessories	(7) (35) (87) (53) (42) (64) (123)	25395 01 81.46711.6921 ▲ 21440 01 21971 01 
	18.360 FHLC 10.07 - 18.360 FHLS, FHLS/M 10.07 - 18.400 FHLC 10.07 - 18.400 FHLS, FHLS/M 10.07 - 18.440 FHLC 10.07 - 18.440 FHLS, FHLS/M 10.07 - 18.480 FHLC 10.07 - 18.480 FHLS, FHLS/M 10.07 - 18.540 FHLC 10.07 - 18.540 FHLS, FHLS/M 10.07 -	Achsausführung / Axle Version:VHK-09-01 (17) Scheibenbremse / Disc Brake (66) Baumuster / Model:22X (22) gekrüpfte Vorderachse / Dropped front axle (110)	
 1	Lenkstange / Centre Rod Assembly Schubstange / Push Rod einseitig verstellbar / Adjustable on one side Länge [mm] / Length [mm]:993 Konusmaß [mm] / Cone Size [mm]:30 Rohr-Ø [mm] / Pipe Ø [mm]:52 mit Zubehör / With accessories	(4) (68) (87) (53) (42) (64) (123)	30592 01 81.46611.6198 21971 01 ▲ 25353 01 
	18.360 FHLC 10.07 - 18.360 FHLS, FHLS/M 10.07 - 18.400 FHLC 10.07 - 18.400 FHLS, FHLS/M 10.07 - 18.440 FHLC 10.07 - 18.440 FHLS, FHLS/M 10.07 - 18.480 FHLC 10.07 - 18.480 FHLS, FHLS/M 10.07 - 18.540 FHLC 10.07 - 18.540 FHLS, FHLS/M 10.07 -	 Lenkstockhebel zur 1. VA / Pitman Arm to 1st FA (48) Baumuster / Model:22X (22)	
 10	Lenker, Radaufhängung / Track Control Arm Längslenker / Trailing Arm nicht verstellbar / Not adjustable Länge [mm] / Length [mm]:596 Rohr-Ø [mm] / Pipe Ø [mm]:48 Bohrung-Ø 1 / Bohrung-Ø 2 [mm] / Bore Ø 1 / Bore Ø 2 [mm]:19/19 Lochabstand 1/Lochabstand 2 / Hole Pitch 1/ Hole Pitch 2:130/130 Molekularlager / Molecular Bearing	(3) (54) (136) (53) (64) (24) (50) (57)	25041 01 81.43220.6196 ® 30610 01 
	18.360 FHLC 10.07 - 18.360 FHLS, FHLS/M 10.07 - 18.400 FHLC 10.07 - 18.400 FHLS, FHLS/M 10.07 - 18.440 FHLC 10.07 - 18.440 FHLS, FHLS/M 10.07 - 18.480 FHLC 10.07 - 18.480 FHLS, FHLS/M 10.07 - 18.540 FHLC 10.07 - 18.540 FHLS, FHLS/M 10.07 -	 Antriebsachse / Drive Shaft (19) Achsausführung / Axle Version:HP-1352 (17) Achslast [t] / Axle Load [t]:13 (18) Baumuster / Model:22X (22)	
 10	Lenker, Radaufhängung / Track Control Arm Längslenker / Trailing Arm nicht verstellbar / Not adjustable Länge [mm] / Length [mm]:572 Lochabstand 1/Lochabstand 2 / Hole Pitch 1/ Hole Pitch 2:130/130 Bohrung-Ø 1 / Bohrung-Ø 2 [mm] / Bore Ø 1 / Bore Ø 2 [mm]:19/19 Rohr-Ø [mm] / Pipe Ø [mm]:48 Molekularlager / Molecular Bearing	(3) (54) (136) (53) (50) (24) (64) (57)	25209 02 81.43220.6229 ® 23211 01 
	18.360 FHLC 10.07 - 18.360 FHLS, FHLS/M 10.07 - 18.400 FHLC 10.07 - 18.400 FHLS, FHLS/M 10.07 - 18.440 FHLC 10.07 - 18.440 FHLS, FHLS/M 10.07 - 18.480 FHLC 10.07 - 18.480 FHLS, FHLS/M 10.07 - 18.540 FHLC 10.07 - 18.540 FHLS, FHLS/M 10.07 -	 Antriebsachse / Drive Shaft (19) Achslast [t] / Axle Load [t]:13 (18) nicht für / Not for:HP-1352 (128) Baumuster / Model:22X (22)	

MAN










TGX 4x4 10.07 -

	Lenker, Radaufhängung / Track Control Arm Dreieckslenker / A-Frame (31) Dreieckslenker (NKW) / A-Frame (CV) (32) Länge [mm] / Length [mm]:627 (53) Lochabstand 1/Lochabstand 2 / Hole Pitch 1/ Hole Pitch 2:130/130 (50) Bohrung-Ø 1 / Bohrung-Ø 2 [mm] / Bore Ø 1 / Bore Ø 2 [mm]:23/23 (24) Rohr-Ø [mm] / Pipe Ø [mm]:48 (64)		25210 01 81.43270.6096 ® 30588 01 ® 31139 01 
	18.360 FHLC 10.07 - 18.360 FHLS, FHLS/M 10.07 - 18.400 FHLC 10.07 - 18.400 FHLS, FHLS/M 10.07 - 18.440 FHLC 10.07 - 18.440 FHLS, FHLS/M 10.07 - 18.480 FHLC 10.07 - 18.480 FHLS, FHLS/M 10.07 - 18.540 FHLC 10.07 - 18.540 FHLS, FHLS/M 10.07 -	 Antriebsachse / Drive Shaft (19) Baumuster / Model:22X (22)	
	Lenker, Radaufhängung / Track Control Arm Dreieckslenker (NKW) / A-Frame (CV) (32) Dreieckslenker / A-Frame (31) Länge [mm] / Length [mm]:627 (53) Rohr-Ø [mm] / Pipe Ø [mm]:48 (64) Bohrung-Ø 1 / Bohrung-Ø 2 [mm] / Bore Ø 1 / Bore Ø 2 [mm]:25/25/25 (24) Lochabstand 1/Lochabstand 2 / Hole Pitch 1/ Hole Pitch 2:130/130/152 (50) Molekularlager / Molecular Bearing (57)		26053 01 81.43270.6087 ® 25157 01 
	18.360 FHLC 10.07 - 18.360 FHLS, FHLS/M 10.07 - 18.400 FHLC 10.07 - 18.400 FHLS, FHLS/M 10.07 - 18.440 FHLC 10.07 - 18.440 FHLS, FHLS/M 10.07 - 18.480 FHLC 10.07 - 18.480 FHLS, FHLS/M 10.07 - 18.540 FHLC 10.07 - 18.540 FHLS, FHLS/M 10.07 -	 Antriebsachse / Drive Shaft (19) Achsausführung / Axle Version:HP-1352 (17) Achslast [t] / Axle Load [t]:>13 (18) Baumuster / Model:22X (22) Ausrichtung des Zentralgelenkes beachten! / Observe alignment of central link (20)	
	Lenker, Radaufhängung / Track Control Arm Vierpunktenker (NKW) / Four-Point Steering Arm (CV) (70) nicht verstellbar / Not adjustable (136) Länge [mm] / Length [mm]:572 (53) Bohrung-Ø [mm] / Bore Ø [mm]:25 (26) Lochabstand 1/Lochabstand 2 / Hole Pitch 1/ Hole Pitch 2:130 (50) Molekularlager / Molecular Bearing (57)		27601 01 81.43220.6327 ® 30751 01 
	18.360 FHLC 10.07 - 18.360 FHLS, FHLS/M 10.07 - 18.400 FHLC 10.07 - 18.400 FHLS, FHLS/M 10.07 - 18.440 FHLC 10.07 - 18.440 FHLS, FHLS/M 10.07 - 18.480 FHLC 10.07 - 18.480 FHLS, FHLS/M 10.07 - 18.540 FHLC 10.07 - 18.540 FHLS, FHLS/M 10.07 -	 Achslast [t] / Axle Load [t]:13,0 (18) Achslast [t] / Axle Load [t]:11,0 (18) Antriebsachse / Drive Shaft (19) Baumuster / Model:22X (22) Hochlastpaket / High-load package (38)	
	Stange/Strebe, Stabilisator / Link Stabiliser Koppelstange / Coupling Rod (9) Länge [mm] / Length [mm]:400 (53) Rohr-Ø [mm] / Pipe Ø [mm]:50 (64) Bohrung-Ø [mm] / Bore Ø [mm]:22 (26)		34598 01 81.43718.5133 
	18.360 FHLC 10.07 - 18.360 FHLS, FHLS/M 10.07 - 18.400 FHLC 10.07 - 18.400 FHLS, FHLS/M 10.07 - 18.440 FHLC 10.07 - 18.440 FHLS, FHLS/M 10.07 - 18.480 FHLC 10.07 - 18.480 FHLS, FHLS/M 10.07 - 18.540 FHLC 10.07 - 18.540 FHLS, FHLS/M 10.07 -	 Achsausführung / Axle Version:HP-1352 (17) Baumuster / Model:22X (22)	















MAN

TGX 6x2 10.07 -

1	Lenkstange / Centre Rod Assembly Schubstange / Push Rod einseitig verstellbar / Adjustable on one side Länge [mm] / Length [mm]:993 Konusmaß [mm] / Cone Size [mm]:30 Rohr-Ø [mm] / Pipe Ø [mm]:52 mit Zubehör / With accessories	(4) (68) (87) (53) (42) (64) (123)	30592 01 81.46611.6198 21971 01 
	26.320 FNLS, FNLLS 10.07 - 26.360 FNLC, FNLRC, FNLLC, FNLLRC, FNLLW 10.07 - 26.400 FNLC, FNLRC, FNLLC, FNLLRC, FNLLW 10.07 - 26.480 FNLC, FNLRC, FNLLC, FNLLRC, FNLLW 10.07 - 26.540 FNLC, FNLRC, FNLLC, FNLLRC, FNLLW 10.07 -		 Lenkstockhebel zur 1. VA / Pitman Arm to 1st FA Baumuster / Model:18X (48) (22)
	28.360 FNLC 10.07 - 28.360 FNLS 10.07 - 28.400 FNLC 10.07 - 28.400 FNLS 10.07 - 28.440 FNLC 10.07 - 28.440 FNLS 10.07 - 28.480 FNLC 10.07 - 28.480 FNLS 10.07 - 28.540 FNLC 10.07 -		 Lenkstockhebel zur 1. VA / Pitman Arm to 1st FA Baumuster / Model:89X (48) (22)
1	Lenkstange / Centre Rod Assembly Schubstange / Push Rod einseitig verstellbar / Adjustable on one side Länge [mm] / Length [mm]:967 Konusmaß [mm] / Cone Size [mm]:30 Rohr-Ø [mm] / Pipe Ø [mm]:52 mit Zubehör / With accessories	(4) (68) (87) (53) (42) (64) (123)	30593 01 81.46611.6200 25353 01 21971 01 
	24.360 FNLLW/N 10.07 - 24.360 FPLS, FPLRS 10.07 - 24.400 FNLLW/N 10.07 - 24.400 FPLS, FPLRS 10.07 - 24.440 FNLLW/N 10.07 - 24.440 FPLS, FPLRS 10.07 - 24.480 FNLLW/N 10.07 - 24.480 FPLS, FPLRS 10.07 - 24.540 FPLS, FPLRS 10.07 -		 Lenkstockhebel zur 1. VA / Pitman Arm to 1st FA Baumuster / Model:45X (48) (22)
	26.320 FNLS, FNLLS 10.07 - 26.360 FNLC, FNLRC, FNLLC, FNLLRC, FNLLW 10.07 - 26.400 FNLC, FNLRC, FNLLC, FNLLRC, FNLLW 10.07 - 26.480 FNLC, FNLRC, FNLLC, FNLLRC, FNLLW 10.07 - 26.540 FNLC, FNLRC, FNLLC, FNLLRC, FNLLW 10.07 -		 Lenkstockhebel zur 1. VA / Pitman Arm to 1st FA Baumuster / Model:21X (48) (22)
4	Spurstangenkopf / Tie Rod End am Lenkzylinder / At steering cylinder Länge [mm] / Length [mm]:75 Innengewinde / Inner Thread Gewindemaß / Thread Size:M26x1,5 Konusmaß [mm] / Cone Size [mm]:30 mit Zubehör / With accessories	(8) (78) (53) (40) (37) (42) (123)	33772 01 81.95301.6280 
	26.320 FNLS, FNLLS 10.07 - 26.360 FNLC, FNLRC, FNLLC, FNLLRC, FNLLW 10.07 - 26.400 FNLC, FNLRC, FNLLC, FNLLRC, FNLLW 10.07 - 26.480 FNLC, FNLRC, FNLLC, FNLLRC, FNLLW 10.07 - 26.540 FNLC, FNLRC, FNLLC, FNLLRC, FNLLW 10.07 -		 am Lenkzylinder / At steering cylinder für Lenkgetriebe-ID / For steering gear ID:ZF 8098 für Fahrzeuge mit gelenkter Nachlaufachse / For vehicles with hinged trailing axle Baumuster / Model:18X 21X (78) (101) (95) (22)
	26.440 FNLC, FNLRC, FNLLC, FNLLRC, FNLLW 10.07 -		 am Lenkzylinder / At steering cylinder für Lenkgetriebe-ID / For steering gear ID:ZF 8098 für Fahrzeuge mit gelenkter Nachlaufachse / For vehicles with hinged trailing axle Baumuster / Model:18X (78) (101) (95) (22)














TGX		6x2	10.07 -		
 10	Lenker, Radaufhängung / Track Control Arm Längslenker / Trailing Arm nicht verstellbar / Not adjustable Länge [mm] / Length [mm]:596 Rohr-Ø [mm] / Pipe Ø [mm]:48 Bohrung-Ø 1 / Bohrung-Ø 2 [mm] / Bore Ø 1 / Bore Ø 2 [mm]:19/19 Lochabstand 1/Lochabstand 2 / Hole Pitch 1/ Hole Pitch 2:130/130 Molekularlager / Molecular Bearing		(3) (54) (136) (53) (64) (24) (50) (57)	25041 01 81.43220.6196 © 30610 01	
	26.440 FNLC, FNLRC, FNLLC, FNLLRC, FNLLW	10.07 -		Antriebsachse / Drive Shaft Achsausführung / Axle Version:HP-1352 Achslast [t] / Axle Load [t]:13 Baumuster / Model:22X	(19) (17) (18) (22)
 10	Lenker, Radaufhängung / Track Control Arm Längslenker / Trailing Arm nicht verstellbar / Not adjustable Länge [mm] / Length [mm]:572 Lochabstand 1/Lochabstand 2 / Hole Pitch 1/ Hole Pitch 2:130/130 Bohrung-Ø 1 / Bohrung-Ø 2 [mm] / Bore Ø 1 / Bore Ø 2 [mm]:19/19 Rohr-Ø [mm] / Pipe Ø [mm]:48 Molekularlager / Molecular Bearing		(3) (54) (136) (53) (50) (24) (64) (57)	25209 02 81.43220.6229 © 23211 01	
	24.360 FNLLW/N 24.360 FPLS, FPLRS 24.400 FNLLW/N 24.400 FPLS, FPLRS 24.440 FNLLW/N 24.440 FPLS, FPLRS 24.480 FNLLW/N 24.480 FPLS, FPLRS 24.540 FPLS, FPLRS	10.07 - 10.07 - 10.07 - 10.07 - 10.07 - 10.07 - 10.07 - 10.07 - 10.07 -		Antriebsachse / Drive Shaft Schleppachse / trailing axle Baumuster / Model:45X	(19) (67) (22)
	26.320 FNLS, FNLLS 26.360 FNLC, FNLRC, FNLLC, FNLLRC, FNLLW 26.400 FNLC, FNLRC, FNLLC, FNLLRC, FNLLW 26.480 FNLC, FNLRC, FNLLC, FNLLRC, FNLLW 26.540 FNLC, FNLRC, FNLLC, FNLLRC, FNLLW	10.07 - 10.07 - 10.07 - 10.07 - 10.07 -		Antriebsachse / Drive Shaft Schleppachse / trailing axle Baumuster / Model:18X 21X	(19) (67) (22)
	26.320 FNLS, FNLLS 26.360 FNLC, FNLRC, FNLLC, FNLLRC, FNLLW 26.400 FNLC, FNLRC, FNLLC, FNLLRC, FNLLW 26.480 FNLC, FNLRC, FNLLC, FNLLRC, FNLLW 26.540 FNLC, FNLRC, FNLLC, FNLLRC, FNLLW	10.07 - 10.07 - 10.07 - 10.07 - 10.07 -		für Fahrzeuge mit gelenkter Nachlaufachse / For vehicles with hinged trailing axle Baumuster / Model:18X 21X	(95) (22)
	26.440 FNLC, FNLRC, FNLLC, FNLLRC, FNLLW	10.07 -		für Fahrzeuge mit gelenkter Nachlaufachse / For vehicles with hinged trailing axle Baumuster / Model:18X	(95) (22)
	26.440 FNLC, FNLRC, FNLLC, FNLLRC, FNLLW	10.07 -		Antriebsachse / Drive Shaft Achslast [t] / Axle Load [t]:13 nicht für / Not for:HP-1352 Baumuster / Model:22X	(19) (18) (128) (22)
	26.440 FNLC, FNLRC, FNLLC, FNLLRC, FNLLW	10.07 -		Antriebsachse / Drive Shaft Schleppachse / trailing axle Baumuster / Model:18X	(19) (67) (22)
	28.360 FNLC 28.360 FNLS 28.400 FNLC 28.400 FNLS 28.440 FNLC 28.440 FNLS 28.480 FNLC 28.480 FNLS 28.540 FNLC	10.07 - 10.07 - 10.07 - 10.07 - 10.07 - 10.07 - 10.07 - 10.07 - 10.07 -		Antriebsachse / Drive Shaft Baumuster / Model:89X	(19) (22)













MAN

TGX 6x2 10.07 -




 8	Lenker, Radaufhängung / Track Control Arm Dreieckslenker / A-Frame Dreieckslenker (NKW) / A-Frame (CV) Länge [mm] / Length [mm]:627 Lochabstand 1/Lochabstand 2 / Hole Pitch 1/ Hole Pitch 2:130/130 Bohrung-Ø 1 / Bohrung-Ø 2 [mm] / Bore Ø 1 / Bore Ø 2 [mm]:23/23 Rohr-Ø [mm] / Pipe Ø [mm]:48	(3) (31) (32) (53) (50) (24) (64)		25210 01 81.43270.6096 © 30588 01 © 31139 01 
	26.320 FNLS, FNLLS 26.360 FNLC, FNLRC, FNLLC, FNLLRC, FNLLW 26.400 FNLC, FNLRC, FNLLC, FNLLRC, FNLLW 26.480 FNLC, FNLRC, FNLLC, FNLLRC, FNLLW 26.540 FNLC, FNLRC, FNLLC, FNLLRC, FNLLW	10.07 - 10.07 - 10.07 - 10.07 - 10.07 -	 Vorlaufachse / Leading Axle Antriebsachse / Drive Shaft Baumuster / Model:18X 21X	(71) (19) (22)
	26.440 FNLC, FNLRC, FNLLC, FNLLRC, FNLLW	10.07 -	 Vorlaufachse / Leading Axle Antriebsachse / Drive Shaft Baumuster / Model:18X	(71) (19) (22)
	26.440 FNLC, FNLRC, FNLLC, FNLLRC, FNLLW	10.07 -	 Antriebsachse / Drive Shaft Baumuster / Model:22X	(19) (22)
	28.360 FNLC 28.360 FNLS 28.400 FNLC 28.400 FNLS 28.440 FNLC 28.440 FNLS 28.480 FNLC 28.480 FNLS 28.540 FNLC	10.07 - 10.07 - 10.07 - 10.07 - 10.07 - 10.07 - 10.07 - 10.07 - 10.07 -	 Antriebsachse / Drive Shaft Baumuster / Model:89X	(19) (22)
 8	Lenker, Radaufhängung / Track Control Arm Dreieckslenker (NKW) / A-Frame (CV) Länge [mm] / Length [mm]:627 Lochabstand 1/Lochabstand 2 / Hole Pitch 1/ Hole Pitch 2:130/130 Bohrung-Ø 1 / Bohrung-Ø 2 [mm] / Bore Ø 1 / Bore Ø 2 [mm]:23/23 Lochabstand 1/Lochabstand 2 / Hole Pitch 1/ Hole Pitch 2:152 Bohrung-Ø [mm] / Bore Ø [mm]:25 Rohr-Ø [mm] / Pipe Ø [mm]:48 Molekularlager / Molecular Bearing	(3) (32) (53) (50) (24) (50) (26) (64) (57)		25211 01 81.43270.6097 
	24.360 FNLLW/N 24.360 FPLS, FPLRS 24.400 FNLLW/N 24.400 FPLS, FPLRS 24.440 FNLLW/N 24.440 FPLS, FPLRS 24.480 FNLLW/N 24.480 FPLS, FPLRS 24.540 FPLS, FPLRS	10.07 - 10.07 - 10.07 - 10.07 - 10.07 - 10.07 - 10.07 - 10.07 - 10.07 -	 Nachlaufachse / Trailing Axle Baumuster / Model:45X	(59) (22)
	26.320 FNLS, FNLLS 26.360 FNLC, FNLRC, FNLLC, FNLLRC, FNLLW 26.400 FNLC, FNLRC, FNLLC, FNLLRC, FNLLW 26.480 FNLC, FNLRC, FNLLC, FNLLRC, FNLLW 26.540 FNLC, FNLRC, FNLLC, FNLLRC, FNLLW	10.07 - 10.07 - 10.07 - 10.07 - 10.07 -	 Nachlaufachse / Trailing Axle Baumuster / Model:18X 21X	(59) (22)
	26.440 FNLC, FNLRC, FNLLC, FNLLRC, FNLLW	10.07 -	 Nachlaufachse / Trailing Axle Baumuster / Model:18X	(59) (22)













TGX		6x2		10.07 -	
	Lenker, Radaufhängung / Track Control Arm Vierpunktleiter (NKW) / Four-Point Steering Arm (CV) nicht verstellbar / Not adjustable Länge [mm] / Length [mm]:572 Bohrung-Ø [mm] / Bore Ø [mm]:25 Lochabstand 1/Lochabstand 2 / Hole Pitch 1/ Hole Pitch 2:130 Molekularlager / Molecular Bearing	(3) (70) (136) (53) (26) (50) (57)		27601 01 81.43220.6327 © 30751 01	
	26.320 FNLS, FNLLS 26.360 FNLC, FNLRC, FNLLC, FNLLRC, FNLLW 26.400 FNLC, FNLRC, FNLLC, FNLLRC, FNLLW 26.480 FNLC, FNLRC, FNLLC, FNLLRC, FNLLW 26.540 FNLC, FNLRC, FNLLC, FNLLRC, FNLLW	10.07 - 10.07 - 10.07 - 10.07 - 10.07 -		Achslast [t] / Axle Load [t]:13,0 Achslast [t] / Axle Load [t]:11,0 Antriebsachse / Drive Shaft Baumuster / Model:18X 21X Hochlastpaket / High-load package	(18) (18) (19) (22) (38)
	26.440 FNLC, FNLRC, FNLLC, FNLLRC, FNLLW	10.07 -		Achslast [t] / Axle Load [t]:13,0 Achslast [t] / Axle Load [t]:11,0 Antriebsachse / Drive Shaft Baumuster / Model:18X 21X 22X Hochlastpaket / High-load package	(18) (18) (19) (22) (38)
 10	Lenker, Radaufhängung / Track Control Arm Längslenker / Trailing Arm Länge [mm] / Length [mm]:572 Bohrung-Ø 1 / Bohrung-Ø 2 [mm] / Bore Ø 1 / Bore Ø 2 [mm]:19/19 Lochabstand 1/Lochabstand 2 / Hole Pitch 1/ Hole Pitch 2:130/130 Rohr-Ø [mm] / Pipe Ø [mm]:52 Molekularlager / Molecular Bearing	(3) (54) (53) (24) (50) (64) (57)		28329 01 81.43220.6268 © 23211 01	
	26.320 FNLS, FNLLS 26.360 FNLC, FNLRC, FNLLC, FNLLRC, FNLLW 26.400 FNLC, FNLRC, FNLLC, FNLLRC, FNLLW 26.480 FNLC, FNLRC, FNLLC, FNLLRC, FNLLW 26.540 FNLC, FNLRC, FNLLC, FNLLRC, FNLLW	10.07 - 10.07 - 10.07 - 10.07 - 10.07 -		für Fahrzeuge mit gelenkter Nachlaufachse / For vehicles with hinged trailing axle Baumuster / Model:18X 21X bei RAS (hydraulisch zwangsgelenkte Nachlaufachse) / with RAS (hydraulically positively steered tag axle)	(95) (22) (83)
	26.440 FNLC, FNLRC, FNLLC, FNLLRC, FNLLW	10.07 -		für Fahrzeuge mit gelenkter Nachlaufachse / For vehicles with hinged trailing axle Baumuster / Model:18X bei RAS (hydraulisch zwangsgelenkte Nachlaufachse) / with RAS (hydraulically positively steered tag axle)	(95) (22) (83)
 10	Lenker, Radaufhängung / Track Control Arm Längslenker / Trailing Arm Länge [mm] / Length [mm]:694 Rohr-Ø [mm] / Pipe Ø [mm]:50 Bohrung-Ø 1 / Bohrung-Ø 2 [mm] / Bore Ø 1 / Bore Ø 2 [mm]:19/19 Lochabstand 1/Lochabstand 2 / Hole Pitch 1/ Hole Pitch 2:130/130	(3) (54) (53) (64) (24) (50)		34587 01 81.43220.6265 © 21184 01	
	26.320 FNLS, FNLLS 26.360 FNLC, FNLRC, FNLLC, FNLLRC, FNLLW 26.400 FNLC, FNLRC, FNLLC, FNLLRC, FNLLW 26.480 FNLC, FNLRC, FNLLC, FNLLRC, FNLLW 26.540 FNLC, FNLRC, FNLLC, FNLLRC, FNLLW	10.07 - 10.07 - 10.07 - 10.07 - 10.07 -		Antriebsachse / Drive Shaft Baumuster / Model:18X 21X Bei Fahrzeugen mit pneumatischer Anfahrhilfe / for vehicles with pneumatic starting traction control	(19) (22) (23)
	26.440 FNLC, FNLRC, FNLLC, FNLLRC, FNLLW	10.07 -		Antriebsachse / Drive Shaft Baumuster / Model:18X Bei Fahrzeugen mit pneumatischer Anfahrhilfe / for vehicles with pneumatic starting traction control	(19) (22) (23)



MAN











TGX		6x2	10.07 -		
 5	Spurstangenkopf / Tie Rod End am Lenkzylinder / At steering cylinder Länge [mm] / Length [mm]:90 Innengewinde / Inner Thread Gewindemaß / Thread Size:M26x1,5 Konusmaß [mm] / Cone Size [mm]:30 mit Zubehör / With accessories	(8) (78) (53) (40) (37) (42) (123)		33771 01 82.95301.6016	
	26.320 FNLS, FNLLS 26.360 FNLC, FNLRC, FNLLC, FNLLRC, FNLLW 26.400 FNLC, FNLRC, FNLLC, FNLLRC, FNLLW 26.480 FNLC, FNLRC, FNLLC, FNLLRC, FNLLW 26.540 FNLC, FNLRC, FNLLC, FNLLRC, FNLLW	10.07 - 10.07 - 10.07 - 10.07 - 10.07 -		für Fahrzeuge mit gelenkter Nachlaufachse / For vehicles with hinged trailing axle für Lenkgetriebe-ID / For steering gear ID:ZF 8098 Baumuster / Model:18X 21X	(95) (101) (22)
	26.440 FNLC, FNLRC, FNLLC, FNLLRC, FNLLW	10.07 -		für Fahrzeuge mit gelenkter Nachlaufachse / For vehicles with hinged trailing axle für Lenkgetriebe-ID / For steering gear ID:ZF 8098 Baumuster / Model:18X	(95) (101) (22)
	Spurstangenkopf / Tie Rod End am Lenkzylinder / At steering cylinder Länge [mm] / Length [mm]:75 Innengewinde / Inner Thread Gewindemaß / Thread Size:M26x1,5 Konusmaß [mm] / Cone Size [mm]:30 mit Zubehör / With accessories	(8) (78) (53) (40) (37) (42) (123)		33772 01 81.95301.6280	
	26.320 FNLS, FNLLS 26.360 FNLC, FNLRC, FNLLC, FNLLRC, FNLLW 26.400 FNLC, FNLRC, FNLLC, FNLLRC, FNLLW 26.480 FNLC, FNLRC, FNLLC, FNLLRC, FNLLW 26.540 FNLC, FNLRC, FNLLC, FNLLRC, FNLLW	10.07 - 10.07 - 10.07 - 10.07 - 10.07 -		für Lenkgetriebe-ID / For steering gear ID:ZF 8098 für Fahrzeuge mit gelenkter Nachlaufachse / For vehicles with hinged trailing axle Baumuster / Model:18X 21X	(101) (95) (22)
26.440 FNLC, FNLRC, FNLLC, FNLLRC, FNLLW	10.07 -		für Lenkgetriebe-ID / For steering gear ID:ZF 8098 für Fahrzeuge mit gelenkter Nachlaufachse / For vehicles with hinged trailing axle Baumuster / Model:18X	(101) (95) (22)	



















TGX		6x2/2/4		10.07 -	
 19	Lenker, Radaufhängung / Track Control Arm Querlenker / Control Arm nicht verstellbar / Not adjustable Länge [mm] / Length [mm]:941 Lochabstand 1/Lochabstand 2 / Hole Pitch 1/ Hole Pitch 2:115/115 Bohrung-Ø 1 / Bohrung-Ø 2 [mm] / Bore Ø 1 / Bore Ø 2 [mm]:17/17 Rohr-Ø [mm] / Pipe Ø [mm]:60 Molekularlager / Molecular Bearing	(3) (61) (136) (53) (50) (24) (64) (57)		25207 01 81.43220.6260 © 25208 01	
	26.360 FNLS, FNLLS, FNLRs, FNLLRS, FPLS, FPLRS, FVLS 10.07 - 26.400 FNLS, FNLLS, FNLRs, FNLLRS, FPLS, FPLRS, FVLS 10.07 - 26.480 FNLS, FNLLS, FNLRs, FNLLRS, FPLS, FPLRS, FVLS 10.07 -		 Achslast [t] / Axle Load [t]:8,5 Baumuster / Model:21X	(18) (22)	
 6	Spurstange / Rod Assembly Führungsstange / Guide Rod einseitig verstellbar / Adjustable on one side Länge [mm] / Length [mm]:1679 Konusmaß [mm] / Cone Size [mm]:30 Rohr-Ø [mm] / Pipe Ø [mm]:52 mit Zubehör / With accessories	(7) (35) (87) (53) (42) (64) (123)		25395 01 81.46711.6921 ▲ 21440 01 21971 01	
	26.360 FNLS, FNLLS, FNLRs, FNLLRS, FPLS, FPLRS, FVLS 10.07 - 26.400 FNLS, FNLLS, FNLRs, FNLLRS, FPLS, FPLRS, FVLS 10.07 -		Achsausführung / Axle Version:VOK-08 Achsausführung / Axle Version:VOK-09 Scheibenbremse / Disc Brake Baumuster / Model:21X 18X 24X gekrüpfte Vorderachse / Dropped front axle	(17) (17) (66) (22) (110)	
	26.440 FNLS, FNLLS, FNLRs, FNLLRS, FPLS, FPLRS, FVLS 10.07 - 26.540 FNLS, FNLRs, FPLS, FPLRS, FVLS 10.07 -		Achsausführung / Axle Version:VOK-08 Achsausführung / Axle Version:VOK-09 Scheibenbremse / Disc Brake Baumuster / Model:24X gekrüpfte Vorderachse / Dropped front axle	(17) (17) (66) (22) (110)	
	26.440 FNLS, FNLLS, FNLRs, FNLLRS, FPLS, FPLRS, FVLS 10.07 - 26.540 FNLS, FNLRs, FPLS, FPLRS, FVLS 10.07 -		Achsausführung / Axle Version:VHK-09-01 Scheibenbremse / Disc Brake Baumuster / Model:22X gekrüpfte Vorderachse / Dropped front axle	(17) (66) (22) (110)	
	26.480 FNLS, FNLLS, FNLRs, FNLLRS, FPLS, FPLRS, FVLS 10.07 -		Achsausführung / Axle Version:VHK-09-01 Scheibenbremse / Disc Brake Baumuster / Model:22X gekrüpfte Vorderachse / Dropped front axle	(17) (66) (22) (110)	
	26.480 FNLS, FNLLS, FNLRs, FNLLRS, FPLS, FPLRS, FVLS 10.07 -		Achsausführung / Axle Version:VOK-08 Achsausführung / Axle Version:VOK-09 Scheibenbremse / Disc Brake Baumuster / Model:21X gekrüpfte Vorderachse / Dropped front axle	(17) (17) (66) (22) (110)	
 1	Lenkstange / Centre Rod Assembly Schubstange / Push Rod einseitig verstellbar / Adjustable on one side Länge [mm] / Length [mm]:993 Konusmaß [mm] / Cone Size [mm]:30 Rohr-Ø [mm] / Pipe Ø [mm]:52 mit Zubehör / With accessories	(4) (68) (87) (53) (42) (64) (123)		30592 01 81.46611.6198 21971 01 ▲ 25353 01	
	26.360 FNLS, FNLLS, FNLRs, FNLLRS, FPLS, FPLRS, FVLS 10.07 - 26.400 FNLS, FNLLS, FNLRs, FNLLRS, FPLS, FPLRS, FVLS 10.07 - 26.540 FNLS, FNLRs, FPLS, FPLRS, FVLS 10.07 -		 Lenkstockhebel zur 1. VA / Pitman Arm to 1st FA Baumuster / Model:18X 24X	(48) (22)	
	26.440 FNLS, FNLLS, FNLRs, FNLLRS, FPLS, FPLRS, FVLS 10.07 -		 Lenkstockhebel zur 1. VA / Pitman Arm to 1st FA Baumuster / Model:18X 24X 22X	(48) (22)	
	26.480 FNLS, FNLLS, FNLRs, FNLLRS, FPLS, FPLRS, FVLS 10.07 -		 Lenkstockhebel zur 1. VA / Pitman Arm to 1st FA Baumuster / Model:18X 22X	(48) (22)	

MAN

TGX 6x2/2/4 10.07 -

 1	Lenkstange / Centre Rod Assembly Schubstange / Push Rod einseitig verstellbar / Adjustable on one side Länge [mm] / Length [mm]:967 Konusmaß [mm] / Cone Size [mm]:30 Rohr-Ø [mm] / Pipe Ø [mm]:52 mit Zubehör / With accessories	(4) (68) (87) (53) (42) (64) (123)	30593 01 81.46611.6200 ▲ 25353 01 21971 01 
	26.360 FNLS, FNLLS, FNLRs, FNLLRS, FPLS, FPLRS, FVLS 10.07 - 26.400 FNLS, FNLLS, FNLRs, FNLLRS, FPLS, FPLRS, FVLS 10.07 - 26.480 FNLS, FNLLS, FNLRs, FNLLRS, FPLS, FPLRS, FVLS 10.07 -		 Lenkstockhebel zur 1. VA / Pitman Arm to 1st FA Baumuster / Model:21X (48) (22)
 4	Spurstangenkopf / Tie Rod End am Lenkzylinder / At steering cylinder Länge [mm] / Length [mm]:75 Innengewinde / Inner Thread Gewindemaß / Thread Size:M26x1,5 Konusmaß [mm] / Cone Size [mm]:30 mit Zubehör / With accessories	(8) (78) (53) (40) (37) (42) (123)	33772 01 81.95301.6280 
	26.360 FNLS, FNLLS, FNLRs, FNLLRS, FPLS, FPLRS, FVLS 10.07 - 26.400 FNLS, FNLLS, FNLRs, FNLLRS, FPLS, FPLRS, FVLS 10.07 - 26.480 FNLS, FNLLS, FNLRs, FNLLRS, FPLS, FPLRS, FVLS 10.07 -		 am Lenkzylinder / At steering cylinder (78) für Lenkgetriebe-ID / For steering gear ID:ZF 8098 (101) für Fahrzeuge mit gelenkter Nachlaufachse / For vehicles with hinged (95) trailing axle Baumuster / Model:18X 21X (22)
	26.440 FNLS, FNLLS, FNLRs, FNLLRS, FPLS, FPLRS, FVLS 10.07 - 26.540 FNLS, FNLRs, FPLS, FPLRS, FVLS 10.07 -		 am Lenkzylinder / At steering cylinder (78) für Lenkgetriebe-ID / For steering gear ID:ZF 8098 (101) für Fahrzeuge mit gelenkter Nachlaufachse / For vehicles with hinged (95) trailing axle Baumuster / Model:18X (22)
 10	Lenker, Radaufhängung / Track Control Arm Längslenker / Trailing Arm nicht verstellbar / Not adjustable Länge [mm] / Length [mm]:596 Rohr-Ø [mm] / Pipe Ø [mm]:48 Bohrung-Ø 1 / Bohrung-Ø 2 [mm] / Bore Ø 1 / Bore Ø 2 [mm]:19/19 Lochabstand 1/Lochabstand 2 / Hole Pitch 1/ Hole Pitch 2:130/130 Molekularlager / Molecular Bearing	(3) (54) (136) (53) (64) (24) (50) (57)	25041 01 81.43220.6196 ® 30610 01 
	26.440 FNLS, FNLLS, FNLRs, FNLLRS, FPLS, FPLRS, FVLS 10.07 - 26.480 FNLS, FNLLS, FNLRs, FNLLRS, FPLS, FPLRS, FVLS 10.07 -		 Antriebsachse / Drive Shaft (19) Achsausführung / Axle Version:HP-1352 (17) Achslast [t] / Axle Load [t]:13 (18) Baumuster / Model:22X (22)














TGX		6x2/2/4	10.07 -		25209 02	81.43220.6229
 10	Lenker, Radaufhängung / Track Control Arm			(3)		
	Längslenker / Trailing Arm			(54)		
	nicht verstellbar / Not adjustable			(136)		
	Länge [mm] / Length [mm]:572			(53)		
	Lochabstand 1/Lochabstand 2 / Hole Pitch 1/ Hole Pitch 2:130/130			(50)		
	Bohrung-Ø 1 / Bohrung-Ø 2 [mm] / Bore Ø 1 / Bore Ø 2 [mm]:19/19			(24)		
	Rohr-Ø [mm] / Pipe Ø [mm]:48			(64)		
	Molekularlager / Molecular Bearing			(57)		
	26.360 FNLS, FNLLS, FNLRs, FNLLRS, FPLS, FPLRS, FVLS	10.07 -			Antriebsachse / Drive Shaft	(19)
	26.400 FNLS, FNLLS, FNLRs, FNLLRS, FPLS, FPLRS, FVLS	10.07 -			Schleppachse / trailing axle	(67)
					Baumuster / Model:18X 21X	(22)
	26.360 FNLS, FNLLS, FNLRs, FNLLRS, FPLS, FPLRS, FVLS	10.07 -			Antriebsachse / Drive Shaft	(19)
	26.400 FNLS, FNLLS, FNLRs, FNLLRS, FPLS, FPLRS, FVLS	10.07 -			Vorlaufachse / Leading Axle	(71)
					Baumuster / Model:24X	(22)
	26.360 FNLS, FNLLS, FNLRs, FNLLRS, FPLS, FPLRS, FVLS	10.07 -			für Fahrzeuge mit gelenkter Nachlaufachse / For vehicles with hinged trailing axle	(95)
	26.400 FNLS, FNLLS, FNLRs, FNLLRS, FPLS, FPLRS, FVLS	10.07 -			Baumuster / Model:18X 21X	(22)
	26.440 FNLS, FNLLS, FNLRs, FNLLRS, FPLS, FPLRS, FVLS	10.07 -			Antriebsachse / Drive Shaft	(19)
					Schleppachse / trailing axle	(67)
					Baumuster / Model:18X	(22)
	26.440 FNLS, FNLLS, FNLRs, FNLLRS, FPLS, FPLRS, FVLS	10.07 -			Antriebsachse / Drive Shaft	(19)
					Achslast [t] / Axle Load [t]:13	(18)
					nicht für / Not for:HP-1352	(128)
					Baumuster / Model:22X	(22)
	26.440 FNLS, FNLLS, FNLRs, FNLLRS, FPLS, FPLRS, FVLS	10.07 -			Antriebsachse / Drive Shaft	(19)
					Vorlaufachse / Leading Axle	(71)
					Baumuster / Model:24X	(22)
	26.440 FNLS, FNLLS, FNLRs, FNLLRS, FPLS, FPLRS, FVLS	10.07 -			für Fahrzeuge mit gelenkter Nachlaufachse / For vehicles with hinged trailing axle	(95)
					Baumuster / Model:18X	(22)
	26.480 FNLS, FNLLS, FNLRs, FNLLRS, FPLS, FPLRS, FVLS	10.07 -			Antriebsachse / Drive Shaft	(19)
					Schleppachse / trailing axle	(67)
					Baumuster / Model:18X 21X	(22)
	26.480 FNLS, FNLLS, FNLRs, FNLLRS, FPLS, FPLRS, FVLS	10.07 -			Antriebsachse / Drive Shaft	(19)
					Achslast [t] / Axle Load [t]:13	(18)
					nicht für / Not for:HP-1352	(128)
					Baumuster / Model:22X	(22)
	26.480 FNLS, FNLLS, FNLRs, FNLLRS, FPLS, FPLRS, FVLS	10.07 -			für Fahrzeuge mit gelenkter Nachlaufachse / For vehicles with hinged trailing axle	(95)
					Baumuster / Model:18X 21X	(22)
	26.540 FNLS, FNLRs, FPLS, FPLRS, FVLS	10.07 -			Antriebsachse / Drive Shaft	(19)
					Schleppachse / trailing axle	(67)
					Baumuster / Model:18X	(22)
	26.540 FNLS, FNLRs, FPLS, FPLRS, FVLS	10.07 -			Antriebsachse / Drive Shaft	(19)
					Vorlaufachse / Leading Axle	(71)
					Baumuster / Model:24X	(22)
	26.540 FNLS, FNLRs, FPLS, FPLRS, FVLS	10.07 -			für Fahrzeuge mit gelenkter Nachlaufachse / For vehicles with hinged trailing axle	(95)
					Baumuster / Model:18X	(22)


















MAN

TGX 6x2/2/4 10.07 -

 8	Lenker, Radaufhängung / Track Control Arm Dreieckslenker / A-Frame Dreieckslenker (NKW) / A-Frame (CV) Länge [mm] / Length [mm]:627 Lochabstand 1/Lochabstand 2 / Hole Pitch 1/ Hole Pitch 2:130/130 Bohrung-Ø 1 / Bohrung-Ø 2 [mm] / Bore Ø 1 / Bore Ø 2 [mm]:23/23 Rohr-Ø [mm] / Pipe Ø [mm]:48	(3) (31) (32) (53) (50) (24) (64)	25210 01 81.43270.6096 © 30588 01 © 31139 01	
	26.360 FNLS, FNLLS, FNLRs, FNLLRS, FPLS, FPLRS, FVLS 10.07 - 26.400 FNLS, FNLLS, FNLRs, FNLLRS, FPLS, FPLRS, FVLS 10.07 -	 Vorlaufachse / Leading Axle Antriebsachse / Drive Shaft Baumuster / Model:18X 24X 21X	(71) (19) (22)	
	26.440 FNLS, FNLLS, FNLRs, FNLLRS, FPLS, FPLRS, FVLS 10.07 -	 Vorlaufachse / Leading Axle Antriebsachse / Drive Shaft Baumuster / Model:18X 24X	(71) (19) (22)	
	26.440 FNLS, FNLLS, FNLRs, FNLLRS, FPLS, FPLRS, FVLS 10.07 -	 Antriebsachse / Drive Shaft Baumuster / Model:22X	(19) (22)	
	26.480 FNLS, FNLLS, FNLRs, FNLLRS, FPLS, FPLRS, FVLS 10.07 -	 Vorlaufachse / Leading Axle Antriebsachse / Drive Shaft Baumuster / Model:18X 21X	(71) (19) (22)	
	26.480 FNLS, FNLLS, FNLRs, FNLLRS, FPLS, FPLRS, FVLS 10.07 -	 Antriebsachse / Drive Shaft Baumuster / Model:22X	(19) (22)	
	26.540 FNLS, FNLRs, FPLS, FPLRS, FVLS 10.07 -	 Vorlaufachse / Leading Axle Antriebsachse / Drive Shaft Baumuster / Model:18X 24X	(71) (19) (22)	
	 8	Lenker, Radaufhängung / Track Control Arm Dreieckslenker (NKW) / A-Frame (CV) Länge [mm] / Length [mm]:627 Lochabstand 1/Lochabstand 2 / Hole Pitch 1/ Hole Pitch 2:130/130 Bohrung-Ø 1 / Bohrung-Ø 2 [mm] / Bore Ø 1 / Bore Ø 2 [mm]:23/23 Lochabstand 1/Lochabstand 2 / Hole Pitch 1/ Hole Pitch 2:152 Bohrung-Ø [mm] / Bore Ø [mm]:25 Rohr-Ø [mm] / Pipe Ø [mm]:48 Molekularlager / Molecular Bearing	(3) (32) (53) (50) (24) (26) (64) (57)	25211 01 81.43270.6097
26.360 FNLS, FNLLS, FNLRs, FNLLRS, FPLS, FPLRS, FVLS 10.07 - 26.400 FNLS, FNLLS, FNLRs, FNLLRS, FPLS, FPLRS, FVLS 10.07 - 26.480 FNLS, FNLLS, FNLRs, FNLLRS, FPLS, FPLRS, FVLS 10.07 -		 Nachlaufachse / Trailing Axle Baumuster / Model:18X 21X	(59) (22)	
26.440 FNLS, FNLLS, FNLRs, FNLLRS, FPLS, FPLRS, FVLS 10.07 - 26.540 FNLS, FNLRs, FPLS, FPLRS, FVLS 10.07 -		 Nachlaufachse / Trailing Axle Baumuster / Model:18X	(59) (22)	








TGX		6x2/2/4		10.07 -	
	Lenker, Radaufhängung / Track Control Arm Vierpunktenker (NKW) / Four-Point Steering Arm (CV) nicht verstellbar / Not adjustable Länge [mm] / Length [mm]:572 Bohrung-Ø [mm] / Bore Ø [mm]:25 Lochabstand 1/Lochabstand 2 / Hole Pitch 1/ Hole Pitch 2:130 Molekularlager / Molecular Bearing	(3) (70) (136) (53) (26) (50) (57)	27601 01 © 30751 01	81.43220.6327 	
	26.360 FNLS, FNLLS, FNLRs, FNLLRS, FPLS, FPLRS, FVLS 26.400 FNLS, FNLLS, FNLRs, FNLLRS, FPLS, FPLRS, FVLS	10.07 - 10.07 -	 Achslast [t] / Axle Load [t]:13,0 Achslast [t] / Axle Load [t]:11,0 Antriebsachse / Drive Shaft Baumuster / Model:18X 21X Hochlastpaket / High-load package	(18) (18) (19) (22) (38)	
	26.360 FNLS, FNLLS, FNLRs, FNLLRS, FPLS, FPLRS, FVLS 26.400 FNLS, FNLLS, FNLRs, FNLLRS, FPLS, FPLRS, FVLS	10.07 - 10.07 -	 Antriebsachse / Drive Shaft Achslast [t] / Axle Load [t]:10,5 Achslast [t] / Axle Load [t]:11,5 Baumuster / Model:24X	(19) (18) (18) (22)	
	26.440 FNLS, FNLLS, FNLRs, FNLLRS, FPLS, FPLRS, FVLS	10.07 -	 Achslast [t] / Axle Load [t]:13,0 Achslast [t] / Axle Load [t]:11,0 Antriebsachse / Drive Shaft Baumuster / Model:18X 21X 22X Hochlastpaket / High-load package	(18) (18) (19) (22) (38)	
	26.440 FNLS, FNLLS, FNLRs, FNLLRS, FPLS, FPLRS, FVLS	10.07 -	 Antriebsachse / Drive Shaft Achslast [t] / Axle Load [t]:10,5 Achslast [t] / Axle Load [t]:11,5 Baumuster / Model:24X	(19) (18) (18) (22)	
	26.480 FNLS, FNLLS, FNLRs, FNLLRS, FPLS, FPLRS, FVLS	10.07 -	 Achslast [t] / Axle Load [t]:13,0 Achslast [t] / Axle Load [t]:11,0 Antriebsachse / Drive Shaft Baumuster / Model:18X 21X 22X Hochlastpaket / High-load package	(18) (18) (19) (22) (38)	
	26.540 FNLS, FNLRs, FPLS, FPLRS, FVLS	10.07 -	 Antriebsachse / Drive Shaft Achslast [t] / Axle Load [t]:10,5 Achslast [t] / Axle Load [t]:11,5 Baumuster / Model:24X	(19) (18) (18) (22)	
	26.540 FNLS, FNLRs, FPLS, FPLRS, FVLS	10.07 -	 Achslast [t] / Axle Load [t]:13,0 Achslast [t] / Axle Load [t]:11,0 Antriebsachse / Drive Shaft Baumuster / Model:18X Hochlastpaket / High-load package	(18) (18) (19) (22) (38)	
	 10	Lenker, Radaufhängung / Track Control Arm Längslenker / Trailing Arm Länge [mm] / Length [mm]:572 Bohrung-Ø 1 / Bohrung-Ø 2 [mm] / Bore Ø 1 / Bore Ø 2 [mm]:19/19 Lochabstand 1/Lochabstand 2 / Hole Pitch 1/ Hole Pitch 2:130/130 Rohr-Ø [mm] / Pipe Ø [mm]:52 Molekularlager / Molecular Bearing	(3) (54) (53) (24) (50) (64) (57)	28329 01 © 23211 01	81.43220.6268 
26.360 FNLS, FNLLS, FNLRs, FNLLRS, FPLS, FPLRS, FVLS 26.400 FNLS, FNLLS, FNLRs, FNLLRS, FPLS, FPLRS, FVLS 26.480 FNLS, FNLLS, FNLRs, FNLLRS, FPLS, FPLRS, FVLS		10.07 - 10.07 - 10.07 -	 für Fahrzeuge mit gelenkter Nachlaufachse / For vehicles with hinged trailing axle Baumuster / Model:18X 21X bei RAS (hydraulisch zwangsgelenkte Nachlaufachse) / with RAS (hydraulically positively steered tag axle)	(95) (22) (83)	
26.440 FNLS, FNLLS, FNLRs, FNLLRS, FPLS, FPLRS, FVLS 26.540 FNLS, FNLRs, FPLS, FPLRS, FVLS		10.07 - 10.07 -	 für Fahrzeuge mit gelenkter Nachlaufachse / For vehicles with hinged trailing axle Baumuster / Model:18X bei RAS (hydraulisch zwangsgelenkte Nachlaufachse) / with RAS (hydraulically positively steered tag axle)	(95) (22) (83)	







MAN

TGX 6x2/2/4 10.07 -

8	Lenker, Radaufhängung / Track Control Arm Dreieckslenker (NKW) / A-Frame (CV) Länge [mm] / Length [mm]:713 Länge [mm] / Length [mm]:578,6 Rohr-Ø [mm] / Pipe Ø [mm]:48 Bohrung-Ø 1 / Bohrung-Ø 2 [mm] / Bore Ø 1 / Bore Ø 2 [mm]:25/23/23 Lochabstand 1/Lochabstand 2 / Hole Pitch 1/ Hole Pitch 2:130/130/130 Molekularlager / Molecular Bearing	(3) (32) (53) (53) (64) (24) (50) (57)	34368 01 81.43270.6102 © 25157 01		
	26.360 FNLS, FNLLS, FNLRs, FNLLRS, FPLS, FPLRS, FVLS 10.07 - 26.400 FNLS, FNLLS, FNLRs, FNLLRS, FPLS, FPLRS, FVLS 10.07 - 26.440 FNLS, FNLLS, FNLRs, FNLLRS, FPLS, FPLRS, FVLS 10.07 - 26.540 FNLS, FNLRs, FNLRs, FPLS, FPLRS, FVLS 10.07 -		 Vorlaufachse / Leading Axle Baumuster / Model:24X	(71) (22)	
	10	Lenker, Radaufhängung / Track Control Arm Längslenker / Trailing Arm Länge [mm] / Length [mm]:694 Rohr-Ø [mm] / Pipe Ø [mm]:50 Bohrung-Ø 1 / Bohrung-Ø 2 [mm] / Bore Ø 1 / Bore Ø 2 [mm]:19/19 Lochabstand 1/Lochabstand 2 / Hole Pitch 1/ Hole Pitch 2:130/130	(3) (54) (53) (64) (24) (50)	34587 01 81.43220.6265 © 21184 01	
	26.360 FNLS, FNLLS, FNLRs, FNLLRS, FPLS, FPLRS, FVLS 10.07 - 26.400 FNLS, FNLLS, FNLRs, FNLLRS, FPLS, FPLRS, FVLS 10.07 - 26.480 FNLS, FNLLS, FNLRs, FNLLRS, FPLS, FPLRS, FVLS 10.07 - 26.440 FNLS, FNLLS, FNLRs, FNLLRS, FPLS, FPLRS, FVLS 10.07 - 26.540 FNLS, FNLRs, FNLRs, FPLS, FPLRS, FVLS 10.07 -		Antriebsachse / Drive Shaft Baumuster / Model:18X 21X Bei Fahrzeugen mit pneumatischer Anfahrhilfe / for vehicles with pneumatic starting traction control	(19) (22) (23)	
			Antriebsachse / Drive Shaft Baumuster / Model:18X Bei Fahrzeugen mit pneumatischer Anfahrhilfe / for vehicles with pneumatic starting traction control	(19) (22) (23)	
7	Spurstange / Rod Assembly Führungsstange / Guide Rod beidseitig verstellbar / Adjustable on both sides Länge [mm] / Length [mm]:1530 Konusmaß [mm] / Cone Size [mm]:30 Rohr-Ø [mm] / Pipe Ø [mm]:50 mit Zubehör / With accessories	(7) (35) (85) (53) (42) (64) (123)	25276 01 81.46711.6720 ▲ 11492 02 ▲ 11505 02		
	26.360 FNLS, FNLLS, FNLRs, FNLLRS, FPLS, FPLRS, FVLS 10.07 - 26.400 FNLS, FNLLS, FNLRs, FNLLRS, FPLS, FPLRS, FVLS 10.07 - 26.480 FNLS, FNLLS, FNLRs, FNLLRS, FPLS, FPLRS, FVLS 10.07 - 26.440 FNLS, FNLLS, FNLRs, FNLLRS, FPLS, FPLRS, FVLS 10.07 - 26.540 FNLS, FNLRs, FNLRs, FPLS, FPLRS, FVLS 10.07 -		Schleppachse / trailing axle für Fahrzeuge mit gelenkter Nachlaufachse / For vehicles with hinged trailing axle Achsausführung / Axle Version:LOL-08 Baumuster / Model:18X 21X	(67) (95) (17) (22)	
			Schleppachse / trailing axle für Fahrzeuge mit gelenkter Nachlaufachse / For vehicles with hinged trailing axle Achsausführung / Axle Version:LOL-08 Baumuster / Model:18X	(67) (95) (17) (22)	
	7	Spurstange / Rod Assembly Führungsstange / Guide Rod einseitig verstellbar / Adjustable on one side Länge [mm] / Length [mm]:1392 Konusmaß [mm] / Cone Size [mm]:30 Rohr-Ø [mm] / Pipe Ø [mm]:60 mit Zubehör / With accessories	(7) (35) (87) (53) (42) (64) (123)	34594 01 81.46711.6865 ▲ 25353 01 21971 01	
	26.360 FNLS, FNLLS, FNLRs, FNLLRS, FPLS, FPLRS, FVLS 10.07 - 26.400 FNLS, FNLLS, FNLRs, FNLLRS, FPLS, FPLRS, FVLS 10.07 - 26.440 FNLS, FNLLS, FNLRs, FNLLRS, FPLS, FPLRS, FVLS 10.07 - 26.540 FNLS, FNLRs, FNLRs, FPLS, FPLRS, FVLS 10.07 -		Vorlaufachse / Leading Axle für Fahrzeuge mit gelenkter Vorlaufachse / For vehicles with hinged leading axle Achsausführung / Axle Version:LOL-08 Baumuster / Model:24X	(71) (96) (17) (22)	














TGX		6x2/2/4	10.07 -			
 5	Spurstangenkopf / Tie Rod End am Lenkzylinder / At steering cylinder Länge [mm] / Length [mm]:90 Innengewinde / Inner Thread Gewindemaß / Thread Size:M26x1,5 Konusmaß [mm] / Cone Size [mm]:30 mit Zubehör / With accessories	(8)		33771 01	82.95301.6016	
		(78)				
		(53)				
		(40)				
	26.360 FNLS, FNLLS, FNLRs, FNLLRS, FPLS, FPLRS, FVLS	10.07 -	für Fahrzeuge mit gelenkter Nachlaufachse / For vehicles with hinged trailing axle	(95)		
	26.480 FNLS, FNLLS, FNLRs, FNLLRS, FPLS, FPLRS, FVLS	10.07 -	für Lenkgetriebe-ID / For steering gear ID:ZF 8098 Baumuster / Model:18X 21X	(101) (22)		
	26.440 FNLS, FNLLS, FNLRs, FNLLRS, FPLS, FPLRS, FVLS	10.07 -	für Fahrzeuge mit gelenkter Nachlaufachse / For vehicles with hinged trailing axle	(95)		
	26.540 FNLS, FNLRs, FPLS, FPLRS, FVLS	10.07 -	für Lenkgetriebe-ID / For steering gear ID:ZF 8098 Baumuster / Model:18X	(101) (22)		
 5	Spurstangenkopf / Tie Rod End am Lenkzylinder / At steering cylinder Länge [mm] / Length [mm]:75 Innengewinde / Inner Thread Gewindemaß / Thread Size:M26x1,5 Konusmaß [mm] / Cone Size [mm]:30 mit Zubehör / With accessories	(8)		33772 01	81.95301.6280	
		(78)				
		(53)				
		(40)				
	26.360 FNLS, FNLLS, FNLRs, FNLLRS, FPLS, FPLRS, FVLS	10.07 -	für Lenkgetriebe-ID / For steering gear ID:ZF 8098	(101)		
	26.400 FNLS, FNLLS, FNLRs, FNLLRS, FPLS, FPLRS, FVLS	10.07 -	für Fahrzeuge mit gelenkter Nachlaufachse / For vehicles with hinged trailing axle	(95)		
	26.480 FNLS, FNLLS, FNLRs, FNLLRS, FPLS, FPLRS, FVLS	10.07 -	Baumuster / Model:18X 21X	(22)		
	26.440 FNLS, FNLLS, FNLRs, FNLLRS, FPLS, FPLRS, FVLS	10.07 -	für Lenkgetriebe-ID / For steering gear ID:ZF 8098	(101)		
	26.540 FNLS, FNLRs, FPLS, FPLRS, FVLS	10.07 -	für Fahrzeuge mit gelenkter Nachlaufachse / For vehicles with hinged trailing axle Baumuster / Model:18X	(95) (22)		
















MAN

TGX 6x4 10.07 -

 6	Spurstange / Rod Assembly Führungsstange / Guide Rod beidseitig verstellbar / Adjustable on both sides Länge [mm] / Length [mm]:1652 Konusmaß [mm] / Cone Size [mm]:30 Rohr-Ø [mm] / Pipe Ø [mm]:50 mit Zubehör / With accessories	(7) (35) (85) (53) (42) (64) (123)	11768 01 81.46711.6725  ▲ 11492 02 ▲ 11505 02	
	32.360 FDC, FDC/M, FDLC 32.360 FDS, FDS/M, FDLS, FDLS/M	10.07 - 10.07 -	 Achsausführung / Axle Version:VO-09- Scheibenbremse / Disc Brake Baumuster / Model:26X gerade Vorderachse / straight front axle	(17) (66) (22) (112)
	33.400 FDC, FDC/M, FDLC 33.400 FDS, FDS/M, FDLS, FDLS/M 33.440 FDC, FDC/M, FDLC 33.440 FDS, FDS/M, FDLS, FDLS/M 33.480 FDC, FDC/M, FDLC 33.480 FDS, FDS/M, FDLS, FDLS/M 33.540 FDC, FDC/M, FDLC 33.540 FDS, FDS/M, FDLS, FDLS/M	10.07 - 10.07 - 10.07 - 10.07 - 10.07 - 10.07 - 10.07 - 10.07 -	 Achsausführung / Axle Version:VO-09- Scheibenbremse / Disc Brake Baumuster / Model:26X 30X gerade Vorderachse / straight front axle	(17) (66) (22) (112)
 6	Spurstange / Rod Assembly Führungsstange / Guide Rod einseitig verstellbar / Adjustable on one side Länge [mm] / Length [mm]:1679 Konusmaß [mm] / Cone Size [mm]:30 Rohr-Ø [mm] / Pipe Ø [mm]:52 mit Zubehör / With accessories	(7) (35) (87) (53) (42) (64) (123)	25395 01 81.46711.6921  ▲ 21440 01 21971 01	
	32.360 FDC, FDC/M, FDLC 32.360 FDS, FDS/M, FDLS, FDLS/M	10.07 - 10.07 -	Achsausführung / Axle Version:VOK-08 Achsausführung / Axle Version:VOK-09 Scheibenbremse / Disc Brake Baumuster / Model:26X gekrüpfte Vorderachse / Dropped front axle	(17) (17) (66) (22) (110)
	33.400 FDC, FDC/M, FDLC 33.400 FDS, FDS/M, FDLS, FDLS/M 33.440 FDC, FDC/M, FDLC 33.440 FDS, FDS/M, FDLS, FDLS/M 33.480 FDC, FDC/M, FDLC 33.480 FDS, FDS/M, FDLS, FDLS/M 33.540 FDC, FDC/M, FDLC 33.540 FDS, FDS/M, FDLS, FDLS/M	10.07 - 10.07 - 10.07 - 10.07 - 10.07 - 10.07 - 10.07 - 10.07 -	Achsausführung / Axle Version:VOK-08 Achsausführung / Axle Version:VOK-09 Scheibenbremse / Disc Brake Baumuster / Model:30X 26X gekrüpfte Vorderachse / Dropped front axle	(17) (17) (66) (22) (110)
	33.680 FDLC 33.680 FDLS	10.07 - 10.07 -	Achsausführung / Axle Version:VOK-08 Achsausführung / Axle Version:VOK-09 Scheibenbremse / Disc Brake Baumuster / Model:79X gekrüpfte Vorderachse / Dropped front axle	(17) (17) (66) (22) (110)
	 1	Lenkstange / Centre Rod Assembly Schubstange / Push Rod einseitig verstellbar / Adjustable on one side Länge [mm] / Length [mm]:993 Konusmaß [mm] / Cone Size [mm]:30 Rohr-Ø [mm] / Pipe Ø [mm]:52 mit Zubehör / With accessories	(4) (68) (87) (53) (42) (64) (123)	30592 01 81.46611.6198  21971 01 ▲ 25353 01
		32.360 FDC, FDC/M, FDLC 32.360 FDS, FDS/M, FDLS, FDLS/M	10.07 - 10.07 -	 Lenkstockhebel zur 1. VA / Pitman Arm to 1st FA Baumuster / Model:26X
33.400 FDC, FDC/M, FDLC 33.400 FDS, FDS/M, FDLS, FDLS/M 33.440 FDC, FDC/M, FDLC 33.440 FDS, FDS/M, FDLS, FDLS/M 33.480 FDC, FDC/M, FDLC 33.480 FDS, FDS/M, FDLS, FDLS/M 33.540 FDC, FDC/M, FDLC 33.540 FDS, FDS/M, FDLS, FDLS/M		10.07 - 10.07 - 10.07 - 10.07 - 10.07 - 10.07 - 10.07 - 10.07 -	 Lenkstockhebel zur 1. VA / Pitman Arm to 1st FA Baumuster / Model:26X 30X	(48) (22)
33.680 FDLC 33.680 FDLS		10.07 - 10.07 -	 Lenkstockhebel zur 1. VA / Pitman Arm to 1st FA Baumuster / Model:79X	(48) (22)











TGX		6x4		10.07 -	
 10	Lenker, Radaufhängung / Track Control Arm Längslenker / Trailing Arm nicht verstellbar / Not adjustable Länge [mm] / Length [mm]:596 Rohr-Ø [mm] / Pipe Ø [mm]:48 Bohrung-Ø 1 / Bohrung-Ø 2 [mm] / Bore Ø 1 / Bore Ø 2 [mm]:19/19 Lochabstand 1/Lochabstand 2 / Hole Pitch 1/ Hole Pitch 2:130/130 Molekularlager / Molecular Bearing	(3)		25041 01 81.43220.6196 © 30610 01	
	32.360 FDC, FDC/M, FDLC	10.07 -	 Antriebsachse / Drive Shaft (19) Baumuster / Model:26X (22) mit Stabilisator an der Hinterachse / with stabilizer on the rear axle (120)		
	32.360 FDS, FDS/M, FDLS, FDLS/M	10.07 -			
	33.400 FDC, FDC/M, FDLC	10.07 -	 Antriebsachse / Drive Shaft (19) Achsausführung / Axle Version:HD9/H9 (17) Achslast [t] / Axle Load [t]:2x11,5 (18) Achslast [t] / Axle Load [t]:2x13 (18) Baumuster / Model:30X (22)		
	33.400 FDS, FDS/M, FDLS, FDLS/M	10.07 -			
	33.440 FDC, FDC/M, FDLC	10.07 -			
	33.440 FDS, FDS/M, FDLS, FDLS/M	10.07 -			
	33.480 FDC, FDC/M, FDLC	10.07 -			
	33.480 FDS, FDS/M, FDLS, FDLS/M	10.07 -			
	33.540 FDC, FDC/M, FDLC	10.07 -			
33.540 FDS, FDS/M, FDLS, FDLS/M	10.07 -				
33.400 FDC, FDC/M, FDLC	10.07 -	 Antriebsachse / Drive Shaft (19) Baumuster / Model:26X (22) mit Stabilisator an der Hinterachse / with stabilizer on the rear axle (120)			
33.400 FDS, FDS/M, FDLS, FDLS/M	10.07 -				
33.440 FDC, FDC/M, FDLC	10.07 -				
33.440 FDS, FDS/M, FDLS, FDLS/M	10.07 -				
33.480 FDC, FDC/M, FDLC	10.07 -				
33.480 FDS, FDS/M, FDLS, FDLS/M	10.07 -				
33.540 FDC, FDC/M, FDLC	10.07 -				
33.540 FDS, FDS/M, FDLS, FDLS/M	10.07 -				
33.680 FDLC	10.07 -	 Antriebsachse / Drive Shaft (19) Achslast [t] / Axle Load [t]:2x13 (18) Baumuster / Model:79X (22) mit Stabilisator an der Hinterachse / with stabilizer on the rear axle (120)			
33.680 FDLS	10.07 -				
 10	Lenker, Radaufhängung / Track Control Arm Längslenker / Trailing Arm nicht verstellbar / Not adjustable Länge [mm] / Length [mm]:572 Lochabstand 1/Lochabstand 2 / Hole Pitch 1/ Hole Pitch 2:130/130 Bohrung-Ø 1 / Bohrung-Ø 2 [mm] / Bore Ø 1 / Bore Ø 2 [mm]:19/19 Rohr-Ø [mm] / Pipe Ø [mm]:48 Molekularlager / Molecular Bearing	(3)		25209 02 81.43220.6229 © 23211 01	
	33.400 FDC, FDC/M, FDLC	10.07 -	 Antriebsachse / Drive Shaft (19) Achsausführung / Axle Version:HYD/HY (17) Achslast [t] / Axle Load [t]:2x13 (18) Achslast [t] / Axle Load [t]:2x11,5 (18) Baumuster / Model:30X (22)		
	33.400 FDS, FDS/M, FDLS, FDLS/M	10.07 -			
	33.440 FDC, FDC/M, FDLC	10.07 -			
	33.440 FDS, FDS/M, FDLS, FDLS/M	10.07 -			
	33.480 FDC, FDC/M, FDLC	10.07 -			
	33.480 FDS, FDS/M, FDLS, FDLS/M	10.07 -			
	33.540 FDC, FDC/M, FDLC	10.07 -			
	33.540 FDS, FDS/M, FDLS, FDLS/M	10.07 -			
	33.680 FDLC	10.07 -	 Vorlaufachse / Leading Axle (71) Achslast [t] / Axle Load [t]:2x13 (18) Baumuster / Model:79X (22) mit Stabilisator an der Hinterachse / with stabilizer on the rear axle (120)		
33.680 FDLS	10.07 -				
 8	Lenker, Radaufhängung / Track Control Arm Dreieckslenker / A-Frame Dreieckslenker (NKW) / A-Frame (CV) Länge [mm] / Length [mm]:627 Lochabstand 1/Lochabstand 2 / Hole Pitch 1/ Hole Pitch 2:130/130 Bohrung-Ø 1 / Bohrung-Ø 2 [mm] / Bore Ø 1 / Bore Ø 2 [mm]:23/23 Rohr-Ø [mm] / Pipe Ø [mm]:48	(3)		25210 01 81.43270.6096 © 30588 01 © 31139 01	
	33.400 FDC, FDC/M, FDLC	10.07 -	 Antriebsachse / Drive Shaft (19) Baumuster / Model:30X (22) Achsausführung / Axle Version:HYD / HY (17) Achslast [t] / Axle Load [t]:2x11,5 (18) Achslast [t] / Axle Load [t]:2x13 (18)		
	33.400 FDS, FDS/M, FDLS, FDLS/M	10.07 -			
	33.440 FDC, FDC/M, FDLC	10.07 -			
	33.440 FDS, FDS/M, FDLS, FDLS/M	10.07 -			
	33.480 FDC, FDC/M, FDLC	10.07 -			
	33.480 FDS, FDS/M, FDLS, FDLS/M	10.07 -			
	33.540 FDC, FDC/M, FDLC	10.07 -			
	33.540 FDS, FDS/M, FDLS, FDLS/M	10.07 -			










MAN

TGX 6x4 10.07 -

 8	Lenker, Radaufhängung / Track Control Arm Dreieckslenker (NKW) / A-Frame (CV) Dreieckslenker / A-Frame Länge [mm] / Length [mm]:627 Rohr-Ø [mm] / Pipe Ø [mm]:48 Bohrung-Ø 1 / Bohrung-Ø 2 [mm] / Bore Ø 1 / Bore Ø 2 [mm]:25/25/25 Lochabstand 1/Lochabstand 2 / Hole Pitch 1/ Hole Pitch 2:130/130/152 Molekularlager / Molecular Bearing	(3) (32) (31) (53) (64) (24) (50) (57)	26053 01 81.43270.6087 ® 25157 01	
	32.360 FDC, FDC/M, FDLC 10.07 - 32.360 FDS, FDS/M, FDLS, FDLS/M 10.07 - 33.440 FDC, FDC/M, FDLC 10.07 -	 Antriebsachse / Drive Shaft Achsausführung / Axle Version:HP-1333 Achsausführung / Axle Version:HP-1352 Achsausführung / Axle Version:HPD-1353 Achsausführung / Axle Version:HPD-1382 Achsausführung / Axle Version:HYP/HY Baumuster / Model:26X mit Stabilisator an der Hinterachse / with stabilizer on the rear axle Ausrichtung des Zentralgelenkes beachten! / Observe alignment of central link	(19) (17) (17) (17) (17) (17) (22) (120) (20)	
	33.400 FDC, FDC/M, FDLC 10.07 - 33.400 FDS, FDS/M, FDLS, FDLS/M 10.07 - 33.440 FDS, FDS/M, FDLS, FDLS/M 10.07 - 33.480 FDC, FDC/M, FDLC 10.07 - 33.480 FDS, FDS/M, FDLS, FDLS/M 10.07 - 33.540 FDC, FDC/M, FDLC 10.07 - 33.540 FDS, FDS/M, FDLS, FDLS/M 10.07 -	 Antriebsachse / Drive Shaft Achsausführung / Axle Version:HD9/H9 Achslast [t] / Axle Load [t]:2x13 Achslast [t] / Axle Load [t]:2x11,5 Baumuster / Model:30X Ausrichtung des Zentralgelenkes beachten! / Observe alignment of central link	(19) (17) (18) (18) (22) (20)	
	33.400 FDC, FDC/M, FDLC 10.07 - 33.400 FDS, FDS/M, FDLS, FDLS/M 10.07 - 33.440 FDS, FDS/M, FDLS, FDLS/M 10.07 - 33.480 FDC, FDC/M, FDLC 10.07 - 33.480 FDS, FDS/M, FDLS, FDLS/M 10.07 - 33.540 FDC, FDC/M, FDLC 10.07 - 33.540 FDS, FDS/M, FDLS, FDLS/M 10.07 -	 Antriebsachse / Drive Shaft Achsausführung / Axle Version:HP-1333 Achsausführung / Axle Version:HP-1352 Achsausführung / Axle Version:HPD-1353 Achsausführung / Axle Version:HPD-1382 Achsausführung / Axle Version:HYP/HY Baumuster / Model:26X mit Stabilisator an der Hinterachse / with stabilizer on the rear axle Ausrichtung des Zentralgelenkes beachten! / Observe alignment of central link	(19) (17) (17) (17) (17) (17) (22) (120) (20)	
 8	Lenker, Radaufhängung / Track Control Arm Dreieckslenker (NKW) / A-Frame (CV) Länge [mm] / Length [mm]:627 Lochabstand 1/Lochabstand 2 / Hole Pitch 1/ Hole Pitch 2:152/130/130 Bohrung-Ø 1 / Bohrung-Ø 2 [mm] / Bore Ø 1 / Bore Ø 2 [mm]:25/25/25 Rohr-Ø [mm] / Pipe Ø [mm]:48 Molekularlager / Molecular Bearing	(3) (32) (53) (50) (24) (64) (57)	27709 01 81.43270.6137 ® 25157 01	
	32.360 FDC, FDC/M, FDLC 10.07 - 32.360 FDS, FDS/M, FDLS, FDLS/M 10.07 - 33.400 FDC, FDC/M, FDLC 10.07 - 33.400 FDS, FDS/M, FDLS, FDLS/M 10.07 - 33.440 FDC, FDC/M, FDLC 10.07 - 33.440 FDS, FDS/M, FDLS, FDLS/M 10.07 - 33.480 FDC, FDC/M, FDLC 10.07 - 33.480 FDS, FDS/M, FDLS, FDLS/M 10.07 - 33.540 FDC, FDC/M, FDLC 10.07 - 33.540 FDS, FDS/M, FDLS, FDLS/M 10.07 -	 Antriebsachse / Drive Shaft Achsausführung / Axle Version:HP-1352 Achsausführung / Axle Version:HPD-1382 Achsausführung / Axle Version:HP-1333 Achsausführung / Axle Version:HP-1353 Baumuster / Model:26X Ausrichtung des Zentralgelenkes beachten! / Observe alignment of central link	(19) (17) (17) (17) (17) (17) (22) (20)	






TGX		6x4		10.07 -	
8	Lenker, Radaufhängung / Track Control Arm Dreieckslenker (NKW) / A-Frame (CV) Länge [mm] / Length [mm]:627 Rohr-Ø [mm] / Pipe Ø [mm]:58 Bohrung-Ø 1 / Bohrung-Ø 2 [mm] / Bore Ø 1 / Bore Ø 2 [mm]:25/25 Lochabstand 1/Lochabstand 2 / Hole Pitch 1/ Hole Pitch 2:130/130	(3) (32) (53) (64) (24) (50)		30416 01 81.43270.6117 © 25157 01 © 31139 01	
	32.360 FDC, FDC/M, FDLC	10.07 -	1.HA / 1st RA	(12)	
	32.360 FDS, FDS/M, FDLS, FDLS/M	10.07 -	2.HA / 2nd RA Achsausführung / Axle Version:HP-1652 Achsausführung / Axle Version:HPD-1682 Baumuster / Model:26X mit Parabelfeder / with parabolic spring	(14) (17) (17) (22) (117)	
	33.400 FDC, FDC/M, FDLC	10.07 -	 Antriebsachse / Drive Shaft Achslast [t] / Axle Load [t]:2x13 Baumuster / Model:30X mit Stabilisator an der Hinterachse / with stabilizer on the rear axle	(19)	
	33.400 FDS, FDS/M, FDLS, FDLS/M	10.07 -		(18)	
	33.440 FDC, FDC/M, FDLC	10.07 -		(22)	
	33.440 FDS, FDS/M, FDLS, FDLS/M	10.07 -		(120)	
	33.480 FDC, FDC/M, FDLC	10.07 -			
	33.480 FDS, FDS/M, FDLS, FDLS/M	10.07 -			
	33.540 FDC, FDC/M, FDLC	10.07 -			
33.540 FDS, FDS/M, FDLS, FDLS/M	10.07 -				
33.400 FDC, FDC/M, FDLC	10.07 -	1.HA / 1st RA	(12)		
33.400 FDS, FDS/M, FDLS, FDLS/M	10.07 -	2.HA / 2nd RA	(14)		
33.440 FDC, FDC/M, FDLC	10.07 -	Achsausführung / Axle Version:HP-1652	(17)		
33.440 FDS, FDS/M, FDLS, FDLS/M	10.07 -	Achsausführung / Axle Version:HPD-1682	(17)		
33.480 FDC, FDC/M, FDLC	10.07 -	Baumuster / Model:26X 30X	(22)		
33.480 FDS, FDS/M, FDLS, FDLS/M	10.07 -	mit Parabelfeder / with parabolic spring	(117)		
33.540 FDC, FDC/M, FDLC	10.07 -				
33.540 FDS, FDS/M, FDLS, FDLS/M	10.07 -				
33.680 FDLC	10.07 -	 1.HA / 1st RA 2.HA / 2nd RA Achslast [t] / Axle Load [t]:2x13 Baumuster / Model:79X	(12)		
33.680 FDLS	10.07 -		(14)		
10	Lenker, Radaufhängung / Track Control Arm Längslenker / Trailing Arm Länge [mm] / Length [mm]:585 Rohr-Ø [mm] / Pipe Ø [mm]:58 Bohrung-Ø 1 / Bohrung-Ø 2 [mm] / Bore Ø 1 / Bore Ø 2 [mm]:21 / 21 Lochabstand 1/Lochabstand 2 / Hole Pitch 1/ Hole Pitch 2:130/ 130 Molekularlager / Molecular Bearing	(3) (54) (53) (64) (24) (50) (57)		31936 01 82.43220.6008 © 21769 01	
	32.360 FDC, FDC/M, FDLC	10.07 -	 Antriebsachse / Drive Shaft Achslast [t] / Axle Load [t]:2x16 Achsausführung / Axle Version:HP-1652/HPD-1682 Baumuster / Model:26X mit Parabelfeder / with parabolic spring mit Stabilisator an der Hinterachse / with stabilizer on the rear axle	(19)	
	32.360 FDS, FDS/M, FDLS, FDLS/M	10.07 -		(18)	
	33.400 FDC, FDC/M, FDLC	10.07 -		(17)	
	33.400 FDS, FDS/M, FDLS, FDLS/M	10.07 -		(22)	
	33.440 FDC, FDC/M, FDLC	10.07 -		(117)	
	33.440 FDS, FDS/M, FDLS, FDLS/M	10.07 -		(120)	
	33.480 FDC, FDC/M, FDLC	10.07 -			
	33.480 FDS, FDS/M, FDLS, FDLS/M	10.07 -			
	33.540 FDC, FDC/M, FDLC	10.07 -			
33.540 FDS, FDS/M, FDLS, FDLS/M	10.07 -				
8	Lenker, Radaufhängung / Track Control Arm Dreieckslenker (NKW) / A-Frame (CV) Länge [mm] / Length [mm]:713 Länge [mm] / Length [mm]:578,6 Rohr-Ø [mm] / Pipe Ø [mm]:48 Bohrung-Ø 1 / Bohrung-Ø 2 [mm] / Bore Ø 1 / Bore Ø 2 [mm]:25/23/23 Lochabstand 1/Lochabstand 2 / Hole Pitch 1/ Hole Pitch 2:130/130/130 Molekularlager / Molecular Bearing	(3) (32) (53) (64) (24) (50) (57)		34368 01 81.43270.6102 © 25157 01	
	33.680 FDLC	10.07 -	 Vorlaufachse / Leading Axle Achslast [t] / Axle Load [t]:2x13 Baumuster / Model:79X mit Stabilisator an der Hinterachse / with stabilizer on the rear axle	(71)	
	33.680 FDLS	10.07 -		(18)	
				(22)	
				(120)	















MAN

TGX 6x4 10.07 -

 13	Stange/Strebe, Stabilisator / Link Stabiliser Koppelstange / Coupling Rod Länge [mm] / Length [mm]:400 Rohr-Ø [mm] / Pipe Ø [mm]:50 Bohrung-Ø [mm] / Bore Ø [mm]:22	(9) (43) (53) (64) (26)	34598 01 81.43718.5133 
	33.400 FDC, FDC/M, FDLC 10.07 - 33.400 FDS, FDS/M, FDLS, FDLS/M 10.07 - 33.440 FDC, FDC/M, FDLC 10.07 - 33.440 FDS, FDS/M, FDLS, FDLS/M 10.07 - 33.480 FDC, FDC/M, FDLC 10.07 - 33.480 FDS, FDS/M, FDLS, FDLS/M 10.07 - 33.540 FDC, FDC/M, FDLC 10.07 - 33.540 FDS, FDS/M, FDLS, FDLS/M 10.07 -	 Antriebsachse / Drive Shaft (19) Achsausführung / Axle Version:HD9/H9 (17) Achslast [t] / Axle Load [t]:2x11,5 (18) Achslast [t] / Axle Load [t]:2x13 (18) Baumuster / Model:30X (22)	


















TGX		8x4/4	10.07 -		
 6	Spurstange / Rod Assembly Führungsstange / Guide Rod einseitig verstellbar / Adjustable on one side Länge [mm] / Length [mm]:1679 Konusmaß [mm] / Cone Size [mm]:30 Rohr-Ø [mm] / Pipe Ø [mm]:52 mit Zubehör / With accessories	(7) (35) (87) (53) (42) (64) (123)		25395 01 81.46711.6921 ▲ 21440 01 ▲ 21971 01	
	35.360 FDNLC	06.08 -	Achsausführung / Axle Version:VOK-08	(17)	
	35.400 FDNLC	06.08 -	Achsausführung / Axle Version:VOK-09	(17)	
	35.440 FDNLC	06.08 -	Scheibenbremse / Disc Brake	(66)	
	35.480 FDNLC	06.08 -	Baumuster / Model:92X	(22)	
35.540 FDNLC	06.08 -	gekröpfte Vorderachse / Dropped front axle	(110)		
41.540 FVDS, FVDLS	06.08 -	Achsausführung / Axle Version:VOK-08	(17)		
		Achsausführung / Axle Version:VOK-09	(17)		
		Scheibenbremse / Disc Brake	(66)		
		Baumuster / Model:87X	(22)		
		gekröpfte Vorderachse / Dropped front axle	(110)		
41.680 FVDS, FVDLS	10.07 -	Achsausführung / Axle Version:VOK-08	(17)		
		Achsausführung / Axle Version:VOK-09	(17)		
		Scheibenbremse / Disc Brake	(66)		
		Baumuster / Model:95X 94X	(22)		
		gekröpfte Vorderachse / Dropped front axle	(110)		
 1	Lenkstange / Centre Rod Assembly Schubstange / Push Rod einseitig verstellbar / Adjustable on one side Länge [mm] / Length [mm]:993 Konusmaß [mm] / Cone Size [mm]:30 Rohr-Ø [mm] / Pipe Ø [mm]:52 mit Zubehör / With accessories	(4) (68) (87) (53) (42) (64) (123)		30592 01 81.46611.6198 ▲ 21971 01 ▲ 25353 01	
	35.360 FDNLC	06.08 -	 Lenkstockhebel zur 1. VA / Pitman Arm to 1st FA Baumuster / Model:92X	(48)	
	35.400 FDNLC	06.08 -		(22)	
	35.440 FDNLC	06.08 -			
	35.480 FDNLC	06.08 -			
35.540 FDNLC	06.08 -				
41.540 FVDS, FVDLS	06.08 -	 Lenkstockhebel zur 1. VA / Pitman Arm to 1st FA Baumuster / Model:87X	(48) (22)		
41.680 FVDS, FVDLS	10.07 -	 Lenkstockhebel zur 1. VA / Pitman Arm to 1st FA Baumuster / Model:95X 94X	(48) (22)		
 10	Lenker, Radaufhängung / Track Control Arm Längslenker / Trailing Arm nicht verstellbar / Not adjustable Länge [mm] / Length [mm]:596 Rohr-Ø [mm] / Pipe Ø [mm]:48 Bohrung-Ø 1 / Bohrung-Ø 2 [mm] / Bore Ø 1 / Bore Ø 2 [mm]:19/19 Lochabstand 1/Lochabstand 2 / Hole Pitch 1/ Hole Pitch 2:130/130 Molekularlager / Molecular Bearing	(3) (54) (136) (53) (64) (24) (50) (57)		25041 01 81.43220.6196 ® 30610 01	
	41.540 FVDS, FVDLS	06.08 -	 Antriebsachse / Drive Shaft Achslast [t] / Axle Load [t]:2x13 Baumuster / Model:87X mit Stabilisator an der Hinterachse / with stabilizer on the rear axle	(19) (18) (22) (120)	
	41.680 FVDS, FVDLS	10.07 -	 Antriebsachse / Drive Shaft Achslast [t] / Axle Load [t]:2x13 Baumuster / Model:94X 95X mit Stabilisator an der Hinterachse / with stabilizer on the rear axle	(19) (18) (22) (120)	
	41.680 FVDS, FVDLS	10.07 -	 Antriebsachse / Drive Shaft Achslast [t] / Axle Load [t]:2x13 Baumuster / Model:94X 95X mit Stabilisator an der Hinterachse / with stabilizer on the rear axle mit Parabelfeder / with parabolic spring	(19) (18) (22) (120) (117)	

















MAN

TGX 8x4/4 10.07 -






 10	Lenker, Radaufhängung / Track Control Arm Längslenker / Trailing Arm nicht verstellbar / Not adjustable Länge [mm] / Length [mm]:572 Lochabstand 1/Lochabstand 2 / Hole Pitch 1/ Hole Pitch 2:130/130 Bohrung-Ø 1 / Bohrung-Ø 2 [mm] / Bore Ø 1 / Bore Ø 2 [mm]:19/19 Rohr-Ø [mm] / Pipe Ø [mm]:48 Molekularlager / Molecular Bearing	(3) (54) (136) (53) (50) (24) (64) (57)	25209 02 81.43220.6229 ® 23211 01	
	35.360 FDNLC 06.08 - 35.400 FDNLC 06.08 - 35.440 FDNLC 06.08 - 35.480 FDNLC 06.08 - 35.540 FDNLC 06.08 -	 Schleppachse / trailing axle für Fahrzeuge mit gelenkter Nachlaufachse / For vehicles with hinged trailing axle Baumuster / Model:92X	(67) (95) (22)	
	35.360 FDNLC 06.08 - 35.400 FDNLC 06.08 - 35.440 FDNLC 06.08 - 35.480 FDNLC 06.08 - 35.540 FDNLC 06.08 -	 Antriebsachse / Drive Shaft Baumuster / Model:92X	(19) (22)	
	41.540 FVDS, FVDLS 06.08 -	 Vorlaufachse / Leading Axle Achslast [t] / Axle Load [t]:2x13 Baumuster / Model:87X mit Stabilisator an der Hinterachse / with stabilizer on the rear axle	(71) (18) (22) (120)	
	41.680 FVDS, FVDLS 10.07 -	 Vorlaufachse / Leading Axle Baumuster / Model:94X 95X mit Stabilisator an der Hinterachse / with stabilizer on the rear axle mit Parabelfeder / with parabolic spring	(71) (22) (120) (117)	
	41.680 FVDS, FVDLS 10.07 -	 Vorlaufachse / Leading Axle Baumuster / Model:94X 95X mit Stabilisator an der Hinterachse / with stabilizer on the rear axle	(71) (22) (120)	
	35.360 FDNLC 06.08 - 35.400 FDNLC 06.08 - 35.440 FDNLC 06.08 - 35.480 FDNLC 06.08 - 35.540 FDNLC 06.08 -	 Antriebsachse / Drive Shaft für Fahrzeuge mit gelenkter Nachlaufachse / For vehicles with hinged trailing axle Baumuster / Model:92X	(19) (95) (22)	
 8	Lenker, Radaufhängung / Track Control Arm Dreieckslenker / A-Frame Dreieckslenker (NKW) / A-Frame (CV) Länge [mm] / Length [mm]:627 Lochabstand 1/Lochabstand 2 / Hole Pitch 1/ Hole Pitch 2:130/130 Bohrung-Ø 1 / Bohrung-Ø 2 [mm] / Bore Ø 1 / Bore Ø 2 [mm]:23/23 Rohr-Ø [mm] / Pipe Ø [mm]:48	(3) (31) (32) (53) (50) (24) (64)	25210 01 81.43270.6096 ® 30588 01 ® 31139 01	
	35.360 FDNLC 06.08 - 35.400 FDNLC 06.08 - 35.440 FDNLC 06.08 - 35.480 FDNLC 06.08 - 35.540 FDNLC 06.08 -	 Antriebsachse / Drive Shaft für Fahrzeuge mit gelenkter Nachlaufachse / For vehicles with hinged trailing axle Baumuster / Model:92X	(19) (95) (22)	
 8	Lenker, Radaufhängung / Track Control Arm Dreieckslenker (NKW) / A-Frame (CV) Länge [mm] / Length [mm]:627 Lochabstand 1/Lochabstand 2 / Hole Pitch 1/ Hole Pitch 2:130/130 Bohrung-Ø 1 / Bohrung-Ø 2 [mm] / Bore Ø 1 / Bore Ø 2 [mm]:23/23 Lochabstand 1/Lochabstand 2 / Hole Pitch 1/ Hole Pitch 2:152 Bohrung-Ø [mm] / Bore Ø [mm]:25 Rohr-Ø [mm] / Pipe Ø [mm]:48 Molekularlager / Molecular Bearing	(3) (32) (53) (50) (24) (50) (26) (64) (57)	25211 01 81.43270.6097	
	35.360 FDNLC 06.08 - 35.400 FDNLC 06.08 - 35.440 FDNLC 06.08 - 35.480 FDNLC 06.08 -	 Nachlaufachse / Trailing Axle für Fahrzeuge mit gelenkter Nachlaufachse / For vehicles with hinged trailing axle Baumuster / Model:90X	(59) (95) (22)	
	35.540 FDNLC 06.08 -	 Nachlaufachse / Trailing Axle für Fahrzeuge mit gelenkter Nachlaufachse / For vehicles with hinged trailing axle Baumuster / Model:92X	(59) (95) (22)	





















TGX		8x4/4		10.07 -		
 10	Lenker, Radaufhängung / Track Control Arm Längslenker / Trailing Arm Länge [mm] / Length [mm]:572 Bohrung-Ø 1 / Bohrung-Ø 2 [mm] / Bore Ø 1 / Bore Ø 2 [mm]:19/19 Lochabstand 1/Lochabstand 2 / Hole Pitch 1/ Hole Pitch 2:130/130 Rohr-Ø [mm] / Pipe Ø [mm]:52 Molekularlager / Molecular Bearing	(3) (54) (53) (24) (50) (64) (57)	28329 01 81.43220.6268 © 23211 01			
			35.360 FDNLC 06.08 - 35.400 FDNLC 06.08 - 35.440 FDNLC 06.08 - 35.480 FDNLC 06.08 - 35.540 FDNLC 06.08 -	 für Fahrzeuge mit gelenkter Nachlaufachse / For vehicles with hinged trailing axle (95) Baumuster / Model:92X (22) bei RAS (hydraulisch zwangsgelenkte Nachlaufachse) / with RAS (hydraulically positively steered tag axle) (83)		
 8	Lenker, Radaufhängung / Track Control Arm Dreieckslenker (NKW) / A-Frame (CV) Länge [mm] / Length [mm]:627 Rohr-Ø [mm] / Pipe Ø [mm]:58 Bohrung-Ø 1 / Bohrung-Ø 2 [mm] / Bore Ø 1 / Bore Ø 2 [mm]:25/25 Lochabstand 1/Lochabstand 2 / Hole Pitch 1/ Hole Pitch 2:130/130	(3) (32) (53) (64) (24) (50)	30416 01 81.43270.6117 © 25157 01 © 31139 01			
			41.540 FVDS, FVDLS 06.08 -	 Antriebsachse / Drive Shaft (19) Achslast [t] / Axle Load [t]:2x13 (18) Baumuster / Model:87X (22)		
			41.680 FVDS, FVDLS 10.07 -	 Antriebsachse / Drive Shaft (19) Achslast [t] / Axle Load [t]:2x13 (18) Baumuster / Model:94X 95X (22)		
 8	Lenker, Radaufhängung / Track Control Arm Dreieckslenker (NKW) / A-Frame (CV) Länge [mm] / Length [mm]:622 Rohr-Ø [mm] / Pipe Ø [mm]:60 Bohrung-Ø 1 / Bohrung-Ø 2 [mm] / Bore Ø 1 / Bore Ø 2 [mm]:24/24 Lochabstand 1/Lochabstand 2 / Hole Pitch 1/ Hole Pitch 2:130/130	(3) (32) (53) (64) (24) (50)	30752 01 81.43270.6145			
			41.680 FVDS, FVDLS 10.07 -	1.HA / 1st RA (12) 2.HA / 2nd RA (14) Baumuster / Model:94X 95X (22)		
 8	Lenker, Radaufhängung / Track Control Arm Dreieckslenker (NKW) / A-Frame (CV) Länge [mm] / Length [mm]:713 Länge [mm] / Length [mm]:578,6 Rohr-Ø [mm] / Pipe Ø [mm]:48 Bohrung-Ø 1 / Bohrung-Ø 2 [mm] / Bore Ø 1 / Bore Ø 2 [mm]:25/23/23 Lochabstand 1/Lochabstand 2 / Hole Pitch 1/ Hole Pitch 2:130/130/130 Molekularlager / Molecular Bearing	(3) (32) (53) (53) (64) (24) (50) (57)	34368 01 81.43270.6102 © 25157 01			
			41.540 FVDS, FVDLS 06.08 -	 Vorlaufachse / Leading Axle (71) Achslast [t] / Axle Load [t]:7,5 (18) Baumuster / Model:87X (22) mit Stabilisator an der Hinterachse / with stabilizer on the rear axle (120)		
			41.680 FVDS, FVDLS 10.07 -	Vorlaufachse / Leading Axle (71) Baumuster / Model:94X 95X (22) mit Stabilisator an der Hinterachse / with stabilizer on the rear axle (120)		
 7	Spurstange / Rod Assembly Führungsstange / Guide Rod beidseitig verstellbar / Adjustable on both sides Länge [mm] / Length [mm]:1530 Konusmaß [mm] / Cone Size [mm]:30 Rohr-Ø [mm] / Pipe Ø [mm]:50 mit Zubehör / With accessories	(7) (35) (85) (53) (42) (64) (123)	25276 01 81.46711.6720 11492 02 11505 02			
			35.360 FDNLC 06.08 - 35.400 FDNLC 06.08 - 35.440 FDNLC 06.08 - 35.480 FDNLC 06.08 - 35.540 FDNLC 06.08 -	Schleppachse / trailing axle (67) für Fahrzeuge mit gelenkter Nachlaufachse / For vehicles with hinged trailing axle (95) Achsausführung / Axle Version:LOL-08 (17) Baumuster / Model:92X (22)		












MAN




TGX		8x4/4	10.07 -		
 7	Spurstange / Rod Assembly Führungsstange / Guide Rod einseitig verstellbar / Adjustable on one side Länge [mm] / Length [mm]:1392 Konusmaß [mm] / Cone Size [mm]:30 Rohr-Ø [mm] / Pipe Ø [mm]:60 mit Zubehör / With accessories	(7) (35) (87) (53) (42) (64) (123)		34594 01 81.46711.6865 25353 01 21971 01	
	41.540 FVDS, FVDLS	06.08 -	Vorlaufachse / Leading Axle für Fahrzeuge mit gelenkter Vorlaufachse / For vehicles with hinged leading axle Achsausführung / Axle Version:LOL-08 Baumuster / Model:87X	(71) (96) (17) (22)	
	41.680 FVDS, FVDLS	10.07 -	Vorlaufachse / Leading Axle für Fahrzeuge mit gelenkter Vorlaufachse / For vehicles with hinged leading axle Achsausführung / Axle Version:LOL-08 Baumuster / Model:94X 95X	(71) (96) (17) (22)	
 5	Spurstangenkopf / Tie Rod End am Lenkzylinder / At steering cylinder Länge [mm] / Length [mm]:80 Innengewinde [mm] / Inner Thread [mm]:M30x1,5 mit Rechtsgewinde / with right-hand thread Konusmaß [mm] / Cone Size [mm]:30 mit Zubehör / With accessories	(8) (78) (53) (41) (118) (42) (123)		25165 01 81.95301.6238	
	35.360 FDNLC	06.08 -	 für Fahrzeuge mit gelenkter Nachlaufachse / For vehicles with hinged trailing axle Baumuster / Model:92X bei RAS (hydraulisch zwangsgelenkte Nachlaufachse) / with RAS (hydraulically positively steered tag axle)	(95)	
	35.400 FDNLC	06.08 -		(22)	
	35.440 FDNLC	06.08 -		(83)	
	35.480 FDNLC	06.08 -			
35.540 FDNLC	06.08 -				

i			Ref.
Reparatursatz, Lenker / Repair Kit, link für Längslenker / For drag link Lochabstand 1/Lochabstand 2 / Hole Pitch 1/ Hole Pitch 2:130 Bohrung-Ø 1 / Bohrung-Ø 2 [mm] / Bore Ø 1 / Bore Ø 2 [mm]:19	(5) (103) (50) (24)	11713 01 	81.43220.6108
Reparatursatz, Lenker / Repair Kit, link für Längslenker / For drag link Lochabstand 1/Lochabstand 2 / Hole Pitch 1/ Hole Pitch 2:130 Bohrung-Ø 1 / Bohrung-Ø 2 [mm] / Bore Ø 1 / Bore Ø 2 [mm]:19/19 Dicke/Stärke [mm] / Thickness [mm]:30 Molekularlager / Molecular Bearing	(5) (103) (50) (24) (28) (57)	11755 01 	81.43220.6055
Reparatursatz, Lenker / Repair Kit, link für Längslenker / For drag link Lochabstand 1/Lochabstand 2 / Hole Pitch 1/ Hole Pitch 2:130 Bohrung-Ø 1 / Bohrung-Ø 2 [mm] / Bore Ø 1 / Bore Ø 2 [mm]:19	(5) (103) (50) (24)	11759 01 	81.43230.6043
Reparatursatz, Lenker / Repair Kit, link für Dreieckslenker (NKW) / For A-Frame (CV)	(5) (92)	19598 01 	81.43270.6065
Reparatursatz, Lenker / Repair Kit, link für Längslenker / For drag link Lochabstand 1/Lochabstand 2 / Hole Pitch 1/ Hole Pitch 2:100 Bohrung-Ø [mm] / Bore Ø [mm]:17 Molekularlager / Molecular Bearing	(5) (103) (50) (26) (57)	19677 01 	81.43220.6202
Reparatursatz, Lenker / Repair Kit, link für Längslenker / For drag link Lochabstand 1/Lochabstand 2 / Hole Pitch 1/ Hole Pitch 2:130 Bohrung-Ø 1 / Bohrung-Ø 2 [mm] / Bore Ø 1 / Bore Ø 2 [mm]:19 Molekularlager / Molecular Bearing	(5) (103) (50) (24) (57)	19726 01 	81.43220.6315
Reparatursatz, Lenker / Repair Kit, link für Längslenker / For drag link Lochabstand 1/Lochabstand 2 / Hole Pitch 1/ Hole Pitch 2:115 Bohrung-Ø 1 / Bohrung-Ø 2 [mm] / Bore Ø 1 / Bore Ø 2 [mm]:17 Dicke/Stärke [mm] / Thickness [mm]:24 Molekularlager / Molecular Bearing	(5) (103) (50) (24) (28) (57)	19893 01 	81.43230.6051
Spurstangenkopf / Tie Rod End für Schubstange / For push rod Länge [mm] / Length [mm]:141 Konusmaß [mm] / Cone Size [mm]:26 Aussengewinde [mm] / Outer Thread [mm]:M30x1,5 mit Rechtsgewinde / with right-hand thread gerade / Straight mit Zubehör / With accessories	(8) (106) (53) (42) (21) (118) (111) (123)	19927 01 	81.95301.6331
Spurstangenkopf / Tie Rod End für Querlenker / For control arm Länge [mm] / Length [mm]:120 Innengewinde [mm] / Inner Thread [mm]:M30x1,5 mit Rechtsgewinde / with right-hand thread	(8) (105) (53) (41) (118)	19967 01 	81.95301.6216

i			⚠	Ref.
Reparatursatz, Lenker / Repair Kit, link für Längslenker / For drag link Lochabstand 1/Lochabstand 2 / Hole Pitch 1/ Hole Pitch 2:130 Bohrung-Ø 1 / Bohrung-Ø 2 [mm] / Bore Ø 1 / Bore Ø 2 [mm]:19	(5) (103) (50) (24)		21184 01	81.43220.6132 
Reparatursatz, Lenker / Repair Kit, link für Dreieckslenker (NKW) / For A-Frame (CV) Lochabstand 1/Lochabstand 2 / Hole Pitch 1/ Hole Pitch 2:152 Bohrung-Ø 1 / Bohrung-Ø 2 [mm] / Bore Ø 1 / Bore Ø 2 [mm]:23 Dicke/Stärke [mm] / Thickness [mm]:24 Molekularlager / Molecular Bearing	(5) (92) (50) (24) (28) (57)		21204 01	81.43270.6079 
Spurstangenkopf / Tie Rod End Länge [mm] / Length [mm]:150 Konusmaß [mm] / Cone Size [mm]:30 Aussengewinde [mm] / Outer Thread [mm]:M30x1,5 mit Rechtsgewinde / with right-hand thread gekröpft / Angled mit Zubehör / With accessories	(8) (53) (42) (21) (118) (109) (123)		21440 01	
Reparatursatz, Lenker / Repair Kit, link für Längslenker / For drag link Lochabstand 1/Lochabstand 2 / Hole Pitch 1/ Hole Pitch 2:130 Bohrung-Ø 1 / Bohrung-Ø 2 [mm] / Bore Ø 1 / Bore Ø 2 [mm]:21/21 Dicke/Stärke [mm] / Thickness [mm]:35 Molekularlager / Molecular Bearing	(5) (103) (50) (24) (28) (57)		21769 01	81.43220.6241 
Schraube, Spureinstellung / Bolt, wheel alignment DIN/ISO / DIN / ISO:727-2.2 Länge [mm] / Length [mm]:90 Innengewinde [mm] / Inner Thread [mm]:M30x1,5 mit Rechtsgewinde / with right-hand thread Gewindemaß / Thread Size:M38x1,5 mit Linksgewinde / With left-hand thread	(6) (27) (53) (41) (118) (37) (116)		21971 01	
Reparatursatz, Lenker / Repair Kit, link für Längslenker / For drag link Lochabstand 1/Lochabstand 2 / Hole Pitch 1/ Hole Pitch 2:100 Bohrung-Ø 1 / Bohrung-Ø 2 [mm] / Bore Ø 1 / Bore Ø 2 [mm]:15 Dicke/Stärke [mm] / Thickness [mm]:24	(5) (103) (50) (24) (28)		23206 01	81.43220.6197 
Reparatursatz, Lenker / Repair Kit, link für Längslenker / For drag link Lochabstand 1/Lochabstand 2 / Hole Pitch 1/ Hole Pitch 2:130 Bohrung-Ø 1 / Bohrung-Ø 2 [mm] / Bore Ø 1 / Bore Ø 2 [mm]:19 Molekularlager / Molecular Bearing	(5) (103) (50) (24) (57)		23211 01	85.43220.6002 
Spurstangenkopf / Tie Rod End für Führungsstange / For guide bar Länge [mm] / Length [mm]:141 Konusmaß [mm] / Cone Size [mm]:26 Aussengewinde [mm] / Outer Thread [mm]:M30x1,5 mit Rechtsgewinde / with right-hand thread gekröpft / Angled Lage/Grad / Position / Degree:9°30' mit Zubehör / With accessories	(8) (100) (53) (42) (21) (118) (109) (44) (123)		23763 01	81.95301.6270 
Spurstangenkopf / Tie Rod End Länge [mm] / Length [mm]:120 Konusmaß [mm] / Cone Size [mm]:30 Aussengewinde [mm] / Outer Thread [mm]:M38x1,5 mit Rechtsgewinde / with right-hand thread mit Zubehör / With accessories	(8) (53) (42) (21) (118) (123)		23775 01	81.95301.6184 

Komponentenstückliste/Components Partslist

i			Ref.
Reparatursatz, Lenker / Repair Kit, link für Längslenker / For drag link Lochabstand 1/Lochabstand 2 / Hole Pitch 1/ Hole Pitch 2:115 Bohrung-Ø 1 / Bohrung-Ø 2 [mm] / Bore Ø 1 / Bore Ø 2 [mm]:19 Dicke/Stärke [mm] / Thickness [mm]:24 Molekularlager / Molecular Bearing	(5) (103) (50) (24) (28) (57)	24764 01 	81.43270.6091
Reparatursatz, Lenker / Repair Kit, link für Dreieckslenker (NKW) / For A-Frame (CV) Lochabstand 1/Lochabstand 2 / Hole Pitch 1/ Hole Pitch 2:130 Bohrung-Ø 1 / Bohrung-Ø 2 [mm] / Bore Ø 1 / Bore Ø 2 [mm]:25 Molekularlager / Molecular Bearing	(5) (92) (50) (24) (57)	25157 01 	81.43270.6105
Reparatursatz, Lenker / Repair Kit, link für Längslenker / For drag link Lochabstand 1/Lochabstand 2 / Hole Pitch 1/ Hole Pitch 2:115 Bohrung-Ø 1 / Bohrung-Ø 2 [mm] / Bore Ø 1 / Bore Ø 2 [mm]:17 Dicke/Stärke [mm] / Thickness [mm]:24 Molekularlager / Molecular Bearing	(5) (103) (50) (24) (28) (57)	25208 01 	81.43220.6244
Spurstangenkopf / Tie Rod End Länge [mm] / Length [mm]:141 Konusmaß [mm] / Cone Size [mm]:30 Aussengewinde [mm] / Outer Thread [mm]:M30x1,5 mit Rechtsgewinde / with right-hand thread mit Zubehör / With accessories	(8) (53) (42) (21) (118) (123)	25353 01 	81.95301.6286
Reparatursatz, Lenker / Repair Kit, link für Dreieckslenker / for steering arm Lochabstand 1/Lochabstand 2 / Hole Pitch 1/ Hole Pitch 2:152 Bohrung-Ø 1 [mm] / Bore Ø 1 [mm]:23 Molekularlager / Molecular Bearing mit Sicherungsring / With lock ring	(5) (91) (50) (25) (57) (119)	27622 01 	81.43270.6100
Reparatursatz, Lenker / Repair Kit, link für Dreieckslenker (NKW) / For A-Frame (CV) Bohrung-Ø 1 / Bohrung-Ø 2 [mm] / Bore Ø 1 / Bore Ø 2 [mm]:19/19 Lochabstand 1/Lochabstand 2 / Hole Pitch 1/ Hole Pitch 2:115 Molekularlager / Molecular Bearing	(5) (92) (24) (50) (57)	28760 01 	81.43270.6119
Reparatursatz, Lenker / Repair Kit, link für Dreieckslenker (NKW) / For A-Frame (CV) Lochabstand 1/Lochabstand 2 / Hole Pitch 1/ Hole Pitch 2:130 Bohrung-Ø 1 / Bohrung-Ø 2 [mm] / Bore Ø 1 / Bore Ø 2 [mm]:23/23 Molekularlager / Molecular Bearing	(5) (92) (50) (24) (57)	30588 01 	81.43270.6126
Reparatursatz, Lenker / Repair Kit, link für Längslenker / For drag link Bohrung-Ø [mm] / Bore Ø [mm]:19 Lochabstand 1/Lochabstand 2 / Hole Pitch 1/ Hole Pitch 2:130 Molekularlager / Molecular Bearing	(5) (103) (26) (50) (57)	30610 01 	81.43220.6250
Reparatursatz, Lenker / Repair Kit, link für Vierpunktenker (NKW) / For four-point steering arm Bohrung-Ø [mm] / Bore Ø [mm]:25 Lochabstand 1/Lochabstand 2 / Hole Pitch 1/ Hole Pitch 2:130 Molekularlager / Molecular Bearing	(5) (108) (26) (50) (57)	30751 01 	81.43220.6285

i			Ref.
<p>Reparaturatz, Lenker / Repair Kit, link für Dreieckslenker / for steering arm</p>	<p>(5) (91)</p>		<p>31139 01 81.95301.6132</p> 

Arithmetische Liste / Part number list

Artikelnummer Article No.	Seite Page	Hersteller Manufacturer	Artikelnummer Article No.	Seite Page	Hersteller Manufacturer
11371 01	232 236 246 252	MAN	11505 02	1 2 3 4 6 7 14 15 16 19 24 25 26 27 28 30 31 34 35 36 40 41 42 43 58 60 61 62 63 69 70 71 72 73 74 75 76 77 87 88 89 91 92 93 95 97 101 102 103 108 109 113 114 117 118 119 120 121 122 124 125 126 128 130 132 133 135 136 137 141 142 143 144 153 154 155 156 161 162 163 164 169 170 171 172 174 176 177 179 180 182 184 185 186 187 188 189 201 208 213 214 227 230 231 234 235 239 240 242 243 244 245 248 251 252 258 259 262 264 265 266 269 292 301 316 317 321 337 340 346 350 351 387 388 389 394 409 410 415 416 417 420 421 442 443 444 449 452 453 454 468 469 474 479 481 489 503 506 515 518 527 528 529 530 533 534 535 536 542 544 546 548 568 570 577 579	MAN
11372 01	9 17 21 31 36 51 52 66 83 90 94 111 115 122 133 150 158 167 205 209 221 222 227 228 232 237 249 252 260 262 266 465 472 475 477 480	MAN	11572 01	5 6 14 20 25 34 39 40 59 60 72 88	MAN
11373 01	10 17 21 32 36 53 54 67 84 90 94 111 115 123 134 151 159 167 206 210 223 224 228 233 237 249 253 260 263 266 466 472 475 477 480	MAN			
11376 02	190 192 195 198 579	MAN			
11377 03	190 192 195 579	MAN			
11378 01	190 192 193 196 197 199 200 201 209 241 459 460 461 462 463 468 579	MAN			
11379 01	190 192 196 197 239 459 460 468 579	MAN			
11402 01	99 191 194 212 213 215 230 234 242 244 245 248 251 257 258 262 462 468 579	MAN			
11403 01	99 212 230 234 248 579	MAN			
11492 02	1 2 3 4 14 19 24 25 26 28 34 35 69 70 71 72 73 74 75 76 77 88 89 92 93 101 103 108 114 117 119 120 121 124 125 126 128 130 132 135 136 137 141 142 155	MAN			

Arithmetische Liste / Part number list

Artikelnummer Article No.	Seite Page	Hersteller Manufacturer	Artikelnummer Article No.	Seite Page	Hersteller Manufacturer
11713 01	220 247 259 579 580	MAN	11773 01	9 12 16 204 220	MAN
11753 01	10 22 32 55 67 85 96 98	MAN	11785 01	87 91	MAN
11755 01	47 48 49 64 80 89 93 146 157 165 173 177 180 182 186 189 282 313 331 344 359 423 552 580	MAN	17802 01	190 192	MAN
11757 02	8 16 20 29 35 44 79 95 98 110 121 131 144 172 174 177 180 217 232 236 246 259 265 305 325 341 358	MAN	18376 01	190 192	MAN
11759 01	219 580	MAN	18464 01	11 18 224	MAN
11760 02	8 21 30 36 45 46 79 110 121 132 145 172 175 177 180	MAN	18495 01	47 48 49 64 80 89 93 146 157 165 173 177 180 182 186 189 359 423	MAN
11766 01	5 6 14 20 25 34 38 39 40 59 60 72 88 92 95 97 104 105 106 107 119 127 138 139 170 176 179 181 185 188	MAN	18499 01	73 88 92 162 170 181 185 188	MAN
11768 01	1 2 13 19 23 69 100 101 117 121 124 132 135 136 161 169 176 178 181 184 187 238 264 269 292 301 321 349 350 351 393 409 410 442 452 481 489 506 518 530 533 548 570	MAN	18919 01	213 230 234	MAN
11770 01	2 13 37 58 87 91 113 153 169 174 181 184 187 208 251 262 292 340 387 388 394 442 449 452 467 474 489	MAN	19453 01	190 192	MAN
			19598 01	96 98 218 232 236 246 259 265 580	MAN
			19599 01	49 81 147 165	MAN
			19606 01	6 15 41 61 62	MAN
			19607 01	198	MAN
			19610 01	12 18 22 33 36 56 57 68 86 90 94 112 116 123 134 152 160 168 207 210 225 226 229 233 237 250 253 261 263 266 466 473 476 478 480	MAN
			19677 01	203 204 248 580	MAN
			19726 01	471 474 580	MAN
			19893 01	1 13 19 23 34 37 95 97 100 117 124 135 169 176 178 211 232 236 238 255 264 265 580	MAN
			19927 01	208 227 251 262 474 580	MAN
			19967 01	190 193 202 203 464 580	MAN
			19995 01	3 14 19 24 30 31 36 37 95 97 102 121	MAN

Arithmetische Liste / Part number list

Artikelnummer Article No.	Seite Page	Hersteller Manufacturer	Artikelnummer Article No.	Seite Page	Hersteller Manufacturer
20396 01	74 88 92	MAN	21971 01	3 14 19	MAN
20399 01	96 98 218	MAN		30 31 36	
	232 236 246			37 58 87	
	259 265			91 95 97	
20592 01	107 113 128	MAN		102 103 113	
	140 141 163			118 122 125	
	171 176 179			132 133 137	
20887 01	50 65 81	MAN		153 154 169	
	89 93 147			170 174 176	
	158 166 173			178 181 184	
	183 186 189			187 208 211	
	360 423			227 230 234	
20889 01	195	MAN		239 241 251	
20974 01	191 193 194	MAN		256 262 264	
20991 01	199 200 209	MAN		266 271 272	
21014 01	196 197 239	MAN		273 274 275	
				276 293 294	
21048 01	219	MAN		298 302 303	
				304 317 318	
21075 01	78 89 93	MAN		322 323 324	
	165 172 174			337 340 341	
	182 186 189			346 352 353	
21076 01	82	MAN		354 355 356	
			357 387 388		
21184 01	247 260 288	MAN	389 394 395		
	316 336 346		396 397 407		
	387 440 503		408 411 412		
	515 529 554		417 418 419		
	561 568 580		440 442 443		
21204 01	49 81 147	MAN	449 452 453		
	165 581		454 468 474		
21282 01	99 211 230	MAN	477 479 483		
	234		484 489 490		
21408 01	214 227 230	MAN	491 495 497		
	231 234 235		498 499 504		
21440 01	241 256 271	MAN	507 508 518		
	272 293 302		519 520 527		
	303 322 323		531 535 544		
	340 352 353		549 555 558		
	354 395 407		563 564 568		
	411 412 442		570 575 578		
	452 467 479		581		
	482 490 495				
	498 507 519				
	527 530 533				
	548 555 557				
563 570 575					
581					
21471 01	231 235 264	MAN	22058 01	108 114 119	MAN
21769 01	50 65 81	MAN	128 142 155		
	89 93 147		163 171 177		
	158 166 173		179		
	183 186 189		22529 01	220 247 259	MAN
	335 384 385		22709 01	239	MAN
	406 436 437		22929 01	238 255	MAN
	438 439 447		22930 01	201 247	MAN
	450 457 525		22932 01	1 13	MAN
	532 542 573		22953 01	1 13 19	MAN
				23 34 37	
		95 97 100			
		117 124 135			
		169 176 178			
		211 232 236			
		238 255 264			
		265			

Arithmetische Liste / Part number list

Artikelnummer Article No.	Seite Page	Hersteller Manufacturer	Artikelnummer Article No.	Seite Page	Hersteller Manufacturer
23193 01	190 193 202 464	MAN	23455 01	88 92	MAN
23194 01	203 464	MAN	23457 01	76 77 89 93	MAN
23206 01	238 255 581	MAN	23463 01	120 129	MAN
23211 01	278 279 287 295 306 307 308 309 314 315 327 328 329 333 334 335 343 345 365 366 367 378 407 440 479 485 492 496 501 503 511 514 515 522 529 541 551 555 561 565 567 571 577 581	MAN	23464 02	243	MAN
23265 01	87 91 170 181 184 187	MAN	23465 01	258 262 264	MAN
23268 01	120 129	MAN	23466 01	164 171 182 185 188	MAN
23270 01	102	MAN	23467 01	243 252	MAN
23271 01	190 192	MAN	23564 01	96 98 260	MAN
23275 01	212 248	MAN	23763 01	240 256 468 477 581	MAN
23282 01	227	MAN	23775 01	87 91 581	MAN
23303 01	102 118 125	MAN	23933 01	126 171 182 185 188	MAN
23304 01	154 251	MAN	24111 01	28 35 244	MAN
23305 01	103 118 125 170 176 178	MAN	24120 01	120 129	MAN
23307 01	240 256	MAN	24122 01	262	MAN
23405 01	201 241 461	MAN	24123 01	6 15 108	MAN
23407 01	257	MAN	24124 01	258 265	MAN
23411 01	191 194	MAN	24125 01	193	MAN
23414 01	99	MAN	24126 01	70 87 91 161	MAN
23415 01	194	MAN	24380 01	259 265	MAN
23417 01	242 462	MAN	24764 01	96 98 218 232 236 246 259 265 581 582	MAN
23418 01	258	MAN	25041 01	148 166 277 295 325 342 361 362 363 364 398 399 424 425 426 445 449 455 484 491 509 510 521 531 537 550 555 559 564 571 575	MAN
23419 01	251 468	MAN	25099 01	215	MAN
23428 01	75 88 92 125	MAN	25100 01	216	MAN
23436 01	26 34	MAN	25157 01	149 167 283 284 286 297 298 315 332 333 335 336 346 371 372 373 374 375 376 377 378 379 380 381 382 386 400	MAN
23443 01	243	MAN			
23447 01	27 35	MAN			
23448 01	28 35	MAN			

Arithmetische Liste / Part number list

Artikelnummer Article No.	Seite Page	Hersteller Manufacturer	Artikelnummer Article No.	Seite Page	Hersteller Manufacturer	
25165 01	318 338 347	MAN	25394 01	120 130	MAN	
	390 504 516					
	529 543 578					
25207 01	267 268 300	MAN	25395 01	241 256 270	MAN	
	320 340 348			271 272 293		
	481 495 498			302 303 322		
	547 557 563			323 340 352		
25208 01	267 268 300	MAN		353 354 395		407 411 412
	320 340 348			442 452 467		
	481 495 498			479 482 490		
	547 557 563			495 498 506		
	582			507 519 527		
25209 02	278 279 295	MAN		530 533 548		555 557 563
	306 307 308		570 575			
	309 326 327		25565 01	247 260	MAN	
	328 329 343		25780 01	282 313 331	MAN	
	365 366 367			344 552		
	407 426 485		26053 01	149 166 283	MAN	
	492 496 501			284 297 332		
	511 522 528			345 371 372		
	537 551 555			373 400 401		
	559 565 571			428 429 430		
	576			431 446 450		
25210 01	280 281 296	MAN		456 479 486	493 513 514	
	310 311 330			523 524 532		
	344 368 369			539 540 545		
	407 427 486			546 553 556		
	492 496 502		572			
	512 522 528		26788 01	245	MAN	
	538 552 556		26825 01	113 154 293	MAN	
	560 566 571			396 452		
	576		26916 01	109 120 130	MAN	
	25211 01			312 331 344	MAN	143 144 164
370 496 502		172 177 180				
512 529 538		182 185 188				
560 566 576		27322 01	254	MAN		
25272 01	244 462	MAN	27601 01	285 286 297	MAN	
	25276 01			4 14 19		313 332 345
24 71 87		374 487 493				
91 103 137		496 502 514				
162 240 317		553 556 561				
337 346 389	567					
503 515 529	27622 01	254 582	MAN			
542 568 577		27673 01	114 130 156	MAN		
25285 01	245 248	MAN	172 174 182	MAN		
	25353 01		103 113 118		186 189	
125 154 170		27709 01	167 286 333	MAN		
176 178 273			375 376 377			
274 275 276		378 402 432	27846 01	287 487 554	MAN	
294 298 304		433 532 541				
317 318 324		572				
337 341 346		27847 01		7 16 42		MAN
355 356 357		28328 01	413 414 415	MAN		
389 396 397			442 453 527			
408 418 419			530 534			
440 443 449						
452 453 454						
483 484 491						
497 499 504						
508 520 527						
531 535 544						

Artikelnummer Article No.	Seite Page	Hersteller Manufacturer	Artikelnummer Article No.	Seite Page	Hersteller Manufacturer									
28329 01	287 314 315	MAN	30752 01	335 383 405	MAN									
	334 335 345			436 447 450										
	378 407 503			457 524 542										
	515 529 541			545 546 577										
	561 567 577		30756 01	422 444 449	MAN									
28330 01	201 245	MAN	31139 01	8 21 30	MAN									
28331 01	416 417 443	MAN	36 45 46	31168 01	MAN									
	453 527 530		49 80 81											
	535 544		110 121 132											
28482 01	238 254 255	MAN	145 147 165			31313 01	MAN							
	266		172 175 177											
28760 01	470 477 582	MAN	180 280 281			31773 01	MAN							
28766 01	208 227 251	MAN	180 280 281					31882 01	MAN					
	262 474		296 310 311											
28956 01	252 469	MAN	315 330 335							31895 01	MAN			
	30416 01		315 335 379									344 368 369		
30416 01	380 381 382	MAN	378 379 380									31930 01	MAN	
	403 404 434		381 382 403											
	435 447 450		404 407 433											
	457 573 577		434 435 447											
	30585 01		294 397 443	MAN	450 457 486									31936 01
30585 01	449 454 490	492 496 502												
	519	512 522 528												
30588 01	280 281 296	MAN	538 552 556		33515 01									
	310 311 330		560 566 572											
	344 368 369		573 577 582											
	407 427 486		583											
	492 496 502		31168 01	470 477		MAN								
	512 522 528		31313 01	462		MAN								
	538 552 556		31773 01	459		MAN								
	560 566 571		31882 01	459 460 468		MAN								
576 582	31895 01	463	MAN											
30592 01	273 274 294	MAN	31930 01	449 453 544		MAN								
	303 323 341		546											
	355 356 397		31936 01	335 384 385			MAN							
	407 418 419		406 437 438											
	443 454 483		439 447 450											
	491 495 499		457 525 532											
	508 520 527		542 573											
	531 535 544		33515 01	471 474	MAN									
549 555 558	33771 01	122 133 173	MAN											
563 570 575	289 319 338													
30593 01	275 304 324	MAN		347 390 504	33772 01	MAN								
	341 357 483			516 562 569										
	495 499 549			122 133 173										
	558 564			290 319 339										
	30610 01			148 166 277			MAN	347 391 500						
30610 01	295 325 342	504 505 516												
	361 362 363	562 569												
	364 398 399	34368 01	298 315 336	MAN										
	424 425 426	346 386 407												
	445 449 455	439 497 568												
	484 491 509	573 577												
	510 521 531	34586 01	471 474		MAN									
	537 550 555	34587 01	288 316 336		MAN									
	559 564 571	346 387 440												
	575 582	30688 01	204 248		MAN									
30688 01	204 248	MAN	30751 01		285 286 297	MAN								
	30751 01		313 332 345											

Arithmetische Liste / Part number list

Artikelnummer Article No.	Seite Page	Hersteller Manufacturer	Artikelnummer Article No.	Seite Page	Hersteller Manufacturer
34588 01	440 479	MAN			
34589 01	467 477	MAN			
34590 01	276 484	MAN			
34591 01	469 479	MAN			
34592 01	420 443 454 527 536	MAN			
34593 01	421 444 454 528 536 544 546	MAN			
34594 01	298 318 337 346 389 408 440 497 504 568 578	MAN			
34595 01	468 477	MAN			
34596 01	461	MAN			
34597 01	299 347 391 406 447 451 458 494 516 525	MAN			
34598 01	291 299 392 441 448 458 488 494 517 526 543 545 554 556 574	MAN			

Vergleichsliste / Cross reference list

Vergleichs-Nr. Compare No.	Artikelnummer Article No.	Vergleichs-Nr. Compare No.	Artikelnummer Article No.	Vergleichs-Nr. Compare No.	Artikelnummer Article No.
MAN		MAN		MAN	
06.36090.0603	11753 01	81.43220.6315	19726 01	81.43270.9053	20399 01
81.43220.6055	11755 01	81.43220.6319	33515 01	81.43718.5133	34598 01
81.43220.6092	18495 01	81.43220.6327	27601 01	81.46610.6305	17802 01
81.43220.6093	20887 01	81.43230.6043	11759 01	81.46610.6329	18376 01
81.43220.6106	22953 01	81.43230.6051	19893 01	81.46610.6348	23457 01
81.43220.6108	11713 01	81.43230.6062	22932 01	81.46610.6567	23436 01
81.43220.6129	11757 02	81.43230.9031	21048 01	81.46610.6584	21471 01
81.43220.6132	21184 01	81.43250.6007	23193 01	81.46610.6597	23443 01
81.43220.6140	22529 01	81.43250.6014	23194 01	81.46610.6603	23448 01
81.43220.6167	22929 01	81.43270.6065	19598 01	81.46610.6604	23447 01
81.43220.6168	22930 01	81.43270.6077	19599 01	81.46610.6656	19606 01
81.43220.6174	25565 01	81.43270.6078	11760 02	81.46610.6660	27847 01
81.43220.6190	25780 01	81.43270.6079	21204 01	81.46610.6661	23414 01
81.43220.6196	25041 01	81.43270.6087	26053 01	81.46610.6696	23415 01
81.43220.6197	23206 01	81.43270.6091	24764 01	81.46610.6720	24126 01
81.43220.6202	19677 01	81.43270.6096	25210 01	81.46610.6722	11766 01
81.43220.6213	28482 01	81.43270.6097	25211 01	81.46610.6761	23268 01
81.43220.6216	30688 01	81.43270.6100	27622 01	81.46610.6779	20592 01
81.43220.6229	25209 02	81.43270.6102	34368 01	81.46610.6784	23463 01
81.43220.6241	21769 01	81.43270.6105	25157 01	81.46610.6793	24120 01
81.43220.6244	25208 01	81.43270.6117	30416 01	81.46610.6876	18499 01
81.43220.6247	27846 01	81.43270.6119	28760 01	81.46611.6004	26916 01
81.43220.6250	30610 01	81.43270.6126	30588 01	81.46611.6013	24123 01
81.43220.6260	25207 01	81.43270.6129	31168 01	81.46611.6014	25394 01
81.43220.6265	34587 01	81.43270.6136	34586 01	81.46611.6019	22058 01
81.43220.6268	28329 01	81.43270.6137	27709 01	81.46611.6075	26788 01
81.43220.6285	30751 01	81.43270.6145	30752 01	81.46611.6095	25285 01

Vergleichsliste / Cross reference list

Vergleichs-Nr. Compare No.	Artikelnummer Article No.	Vergleichs-Nr. Compare No.	Artikelnummer Article No.	Vergleichs-Nr. Compare No.	Artikelnummer Article No.
MAN		MAN			
81.46611.6156	34592 01	81.95301.6263	11572 01		
81.46611.6159	34593 01	81.95301.6270	23763 01		
81.46611.6161	28328 01	81.95301.6278	11505 02		
81.46611.6198	30592 01	81.95301.6279	11492 02		
81.46611.6200	30593 01	81.95301.6280	33772 01		
81.46611.6202	30585 01	81.95301.6286	25353 01		
81.46611.6204	34590 01	81.95301.6304	11377 03		
81.46710.6241	23271 01	81.95301.6331	19927 01		
81.46710.6279	23933 01	82.43220.6008	31936 01		
81.46710.6316	23275 01	82.43718.5028	34597 01		
81.46710.6319	23428 01	82.46610.6021	23411 01		
81.46710.6393	21282 01	82.46610.6049	24111 01		
81.46710.6410	19453 01	82.46610.6057	27673 01		
81.46710.6418	20396 01	82.46610.6079	23455 01		
81.46710.6434	25099 01	82.46610.6184	28331 01		
81.46710.6436	25100 01	82.46610.6191	23466 01		
81.46710.6439	18919 01	82.95301.6016	33771 01		
81.46710.6442	21408 01	82.95301.6019	30756 01		
81.46710.6906	23303 01	85.43220.6001	34588 01		
81.46710.6920	23282 01	85.43220.6002	23211 01		
81.46710.6937	11785 01	85.43220.6004	34589 01		
81.46711.6710	22709 01	85.43270.6001	27322 01		
81.46711.6711	23307 01	85.46610.6102	19607 01		
81.46711.6714	23270 01	85.46610.6104	20991 01		
81.46711.6720	25276 01	85.46610.6140	23405 01		
81.46711.6724	19995 01	85.46610.6141	25272 01		
81.46711.6725	11768 01	85.46610.6142	23417 01		
81.46711.6726	23305 01	85.46610.6143	23464 02		
81.46711.6728	20889 01	85.46610.6144	23467 01		
81.46711.6729	21014 01	85.46610.6146	23419 01		
81.46711.6736	11770 01	85.46610.6147	28956 01		
81.46711.6740	23265 01	85.46610.6150	23407 01		
81.46711.6744	28766 01	85.46610.6151	23418 01		
81.46711.6746	23304 01	85.46610.6152	24380 01		
81.46711.6818	34595 01	85.46610.6153	24124 01		
81.46711.6855	31930 01	85.46610.6154	24122 01		
81.46711.6865	34594 01	85.46610.6155	23465 01		
81.46711.6867	26825 01	85.46610.6156	28330 01		
81.46711.6892	31773 01	85.46610.6162	31895 01		
81.46711.6894	31882 01	85.46610.6163	34591 01		
81.46711.6915	34596 01	85.46610.6246	31313 01		
81.46711.6921	25395 01	88.46610.6019	24125 01		
81.95301.0040	21076 01				
81.95301.0074	11403 01				
81.95301.0079	11379 01				
81.95301.6060	11378 01				
81.95301.6127	20974 01				
81.95301.6132	31139 01				
81.95301.6142	11376 02				
81.95301.6144	11773 01				
81.95301.6169	11371 01				
81.95301.6170	11373 01				
81.95301.6171	11372 01				
81.95301.6184	23775 01				
81.95301.6202	19610 01				
81.95301.6204	18464 01				
81.95301.6216	19967 01				
81.95301.6220	23564 01				
81.95301.6225	21075 01				
81.95301.6238	25165 01				
81.95301.6239	11402 01				

Neuaufnahmen / New to range

Artikelnummer Article No.	Seite Page	Hersteller Manufacturer
11757 02	8 16 20	MAN
	29 35 44	
	79 95 98	
	110 121 131	
	144 172 174	
	177 180 217	
	232 236 246	
	259 265 305	
	325 341 358	
	21408 01	
23268 01	120 129	MAN
23270 01	102	MAN
23304 01	154 251	MAN
23417 01	242 462	MAN
24380 01	259 265	MAN
25041 01	148 166 277	MAN
	295 325 342	
	361 362 363	
	364 398 399	
	424 425 426	
	445 449 455	
	484 491 509	
	510 521 531	
	537 550 555	
	559 564 571 575	
25099 01	215	MAN
25100 01	216	MAN
25209 02	278 279 295	MAN
	306 307 308	
	309 326 327	
	328 329 343	
	365 366 367	
	407 426 485	
	492 496 501	
	511 522 528	
	537 551 555	
	559 565 571 576	
25272 01	244 462	MAN
25394 01	120 130	MAN
25395 01	241 256 270	MAN
	271 272 293	
	302 303 322	
	323 340 352	
	353 354 395	
	407 411 412	
	442 452 467	
	479 482 490	
	495 498 506	
	507 519 527 530 533 548 555 557 563 570 575	
25565 01	247 260	MAN
25780 01	282 313 331	MAN
	344 552	

Artikelnummer Article No.	Seite Page	Hersteller Manufacturer
26053 01	149 166 283	MAN
	284 297 332	
	345 371 372	
	373 400 401	
	428 429 430	
	431 446 450	
	456 479 486	
	493 513 514	
	523 524 532	
	539 540 545 546 553 556 572	
26788 01	245	MAN
26825 01	113 154 293	MAN
	396 452	
26916 01	109 120 130	MAN
	143 144 164	
	172 177 180	
	182 185 188	
27322 01	254	MAN
27601 01	285 286 297	MAN
	313 332 345	
	374 487 493	
	496 502 514	
	553 556 561 567	
27673 01	114 130 156	MAN
	172 174 182	
	186 189	
27709 01	167 286 333	MAN
	375 376 377	
	378 402 432	
	433 532 541 572	
	27846 01	
27847 01	7 16 42	MAN
	43 63	
28328 01	413 414 415	MAN
	442 453 527	
	530 534	
28329 01	287 314 315	MAN
	334 335 345	
	378 407 503	
	515 529 541 561 567 577	
28330 01	201 245	MAN
28331 01	416 417 443	MAN
	453 527 530	
	535 544	
28482 01	238 254 255	MAN
	266	
28766 01	208 227 251	MAN
	262 474	
28956 01	252 469	MAN
30416 01	315 335 379	MAN
	380 381 382	
	403 404 434	
	435 447 450	
	457 573 577	
30585 01	294 397 443	MAN
	449 454 490	
	519	

Artikelnummer Article No.	Seite Page	Hersteller Manufacturer
30592 01	273 274 294	MAN
	303 323 341	
	355 356 397	
	407 418 419	
	443 454 483	
	491 495 499	
	508 520 527	
	531 535 544	
	549 555 558	
	563 570 575	
30593 01	275 304 324	MAN
	341 357 483	
	495 499 549	
	558 564	
30688 01	204 248	MAN
30752 01	335 383 405	MAN
	436 447 450	
	457 524 542	
	545 546 577	
30756 01	422 444 449	MAN
	455 528 531	
	536 544 546	
31168 01	470 477	MAN
31313 01	462	MAN
31773 01	459	MAN
31882 01	459 460 468	MAN
31895 01	463	MAN
31930 01	449 453 544	MAN
	546	
31936 01	335 384 385	MAN
	406 437 438	
	439 447 450	
	457 525 532	
	542 573	
33515 01	471 474	MAN
33771 01	122 133 173	MAN
	289 319 338	
	347 390 504	
	516 562 569	
33772 01	122 133 173	MAN
	290 319 339	
	347 391 500	
	504 505 516	
	562 569	
34368 01	298 315 336	MAN
	346 386 407	
	439 497 568	
	573 577	
34587 01	288 316 336	MAN
	346 387 440	
	503 515 529	
	554 561 568	
34588 01	440 479	MAN
34591 01	469 479	MAN
34592 01	420 443 454	MAN
	527 536	
34593 01	421 444 454	MAN
	528 536 544	
	546	

Artikelnummer Article No.	Seite Page	Hersteller Manufacturer
------------------------------	---------------	----------------------------

Geänderte Bestellnummer / Amended part numbers

Artikelnummer alt Article No. old	Artikelnummer neu Article No. new	Artikelnummer alt Article No. old	Artikelnummer neu Article No. new	Artikelnummer alt Article No. old	Artikelnummer neu Article No. new
11390 01	11492 02				
11722 01	23775 01				
11727 01	11402 01				
11728 01	11403 01				
11771 01	31139 01				
11774 01	11505 02				
11775 01	11492 02				
18020 01	11492 02				
18481 01	11492 02				
19333 01	11378 01				
19620 01	11505 02				
19750 01	11378 01				
19888 01	11402 01				
20912 01	11505 02				
21005 01	11403 01				
21007 01	11505 02				
21008 01	11492 02				
21384 01	11402 01				
21408 02	21408 01				
21466 01	11402 01				
21670 01	11403 01				
23099 01	11402 01				
23100 01	11403 01				
23109 01	11403 01				
23120 01	11492 02				
23180 01	23206 01				
23281 01	22709 01				
23283 01	28766 01				
23306 01	23307 01				
23416 01	25272 01				
23420 01	23933 01				
23746 01	11402 01				
24117 01	24126 01				
24570 01	11402 01				
24571 01	11403 01				
25099 02	25099 01				
25100 02	25100 01				
25209 01	25209 02				
25213 01	30592 01				
25395 02	25395 01				
25558 01	30593 01				
25718 01	11402 01				
25719 01	11403 01				
31587 01	11492 02				
31588 01	11505 02				
31613 01	25353 01				
31667 01	11373 01				
31668 01	11372 01				

Geänderte Bestellnummer / Amended part numbers

Artikelnummer neu Article No. new	Artikelnummer alt Article No. old	Artikelnummer neu Article No. new	Artikelnummer alt Article No. old	Artikelnummer neu Article No. new	Artikelnummer alt Article No. old
11372 01	31668 01	11492 02	18020 01	25353 01	31613 01
11373 01	31667 01	11492 02	18481 01	25395 01	25395 02
11378 01	19333 01	11492 02	21008 01	28766 01	23283 01
11378 01	19750 01	11492 02	23120 01	30592 01	25213 01
11402 01	11727 01	11492 02	31587 01	30593 01	25558 01
11402 01	19888 01	11505 02	11774 01	31139 01	11771 01
11402 01	21384 01	11505 02	19620 01		
11402 01	21466 01	11505 02	20912 01		
11402 01	23099 01	11505 02	21007 01		
11402 01	23746 01	11505 02	31588 01		
11402 01	24570 01	21408 01	21408 02		
11402 01	25718 01	22709 01	23281 01		
11403 01	11728 01	23206 01	23180 01		
11403 01	21005 01	23307 01	23306 01		
11403 01	21670 01	23775 01	11722 01		
11403 01	23100 01	23933 01	23420 01		
11403 01	23109 01	24126 01	24117 01		
11403 01	24571 01	25099 01	25099 02		
11403 01	25719 01	25100 01	25100 02		
11492 02	11390 01	25209 02	25209 01		
11492 02	11775 01	25272 01	23416 01		

- DE** MAN Lenkungs- und Fahrwerkteile für Nfz
- EN** MAN steering and suspension parts for commercial vehicles
- FR** MAN pièces pour direction et châssis pour véhicules utilitaires
- ES** MAN piezas de la dirección y del chasis para vehículos industriales
- IT** MAN parti dello sterzo e dell'autotelaio per veicoli commerciali
- PL** MAN części układu kierowniczego i podwozia do pojazdów użytkowych
- RU** MAN детали рулевого механизма и шасси для груз. автомобилей
- EL** MAN εξαρτήματα συστήματος διεύθυνσης και ανάρτησης για επαγγελματικά οχήματα