

Power Transmission Group

Our Drive – Your Success

III/2013

Zuordnungsliste  
PKW + Transporter

Application guide  
cars + vans

Liste de correspondance  
voitures + camionnettes

Lista de aplicaciones  
turismos + furgonetas

Elenco di corrispondenza  
per autovetture + autocarro

Таблица применяемости  
Легковые автомобили + мини-вэны



**Inhaltsverzeichnis**  
**Content**  
**Sommaire**  
**Indice**  
**Indice**  
**Содержание**



Zuordnungsliste PKW

Application guide  
for passenger cars

Liste de correspondance  
voitures de tourisme

Lista de aplicaciones  
para turismos

Elenco di correlazione  
per autovetture

Таблица применяемости  
легковые автомобили

2	—	ACURA	505	—	LADA
2	—	ALFA ROMEO	509	—	LANCIA
25	—	ALPINE	529	—	LAND ROVER
25	—	ARO	532	—	LDV
25	—	AUDI	533	—	LINCOLN
147	—	AUDI (FAW)	534	—	LOTUS
148	—	AUSTIN	534	—	LTi
150	—	AUTO UNION	534	—	MAHINDRA RENAULT
150	—	AUTOBIANCHI	534	—	MAPLE (SMA)
151	—	BARKAS	534	—	MARUTI
151	—	BEDFORD	534	—	MASERATI
151	—	BEIJING BENZ (BBDC)	534	—	MAZDA
151	—	BMW	560	—	MERCEDES-BENZ
187	—	BMW (BRILLIANCE)	652	—	MERCEDES-BENZ (BBDC)
188	—	BORGWARD	653	—	MG
188	—	BUICK	656	—	MINI
188	—	BUICK (SGM)	657	—	MITSUBISHI
188	—	CADILLAC	685	—	MITSUBISHI (BBDC)
189	—	CADILLAC (SGM)	685	—	MORRIS
189	—	CHANGAN (CHANA)	685	—	MOSKVICH
189	—	CHANGHE	685	—	NISSAN
189	—	CHERY	712	—	NISSAN (DONGFENG)
189	—	CHEVROLET	712	—	NSU
195	—	CHEVROLET (SGM)	712	—	OPEL
195	—	CHEVROLET (SGMW)	794	—	PANTHER
195	—	CHRYSLER	794	—	PEUGEOT
199	—	CHRYSLER (BBDC)	887	—	PEUGEOT (DF-PSA)
199	—	CITROËN	887	—	PININFARINA
280	—	CITROEN (DF-PSA)	887	—	PLYMOUTH
281	—	DACIA	888	—	PORSCHE
286	—	DAEWOO	895	—	PROTON
290	—	DAF	896	—	PUCH
290	—	DAIHATSU	896	—	RENAULT
295	—	DAIMLER	975	—	RENAULT TRUCKS
296	—	DODGE	976	—	ROEWE (SAIC)
297	—	DONGNAN (SOUEAST)	976	—	ROVER
297	—	FAW JILIN	988	—	SAAB
297	—	FAW TIANJIN	997	—	SEAT
297	—	FERRARI	1044	—	SKODA
297	—	FIAT	1082	—	SKODA (SVW)
367	—	FIAT (NANJING)	1082	—	SMART
367	—	FORD	1084	—	SSANGYONG
444	—	FORD (CHANGAN)	1084	—	SUBARU
445	—	FORD USA	1094	—	SUZUKI
445	—	FSO	1103	—	SUZUKI (CHANGAN)
445	—	GAZ	1104	—	TALBOT
446	—	GEELY	1106	—	TATA (TELCO)
446	—	GLAS	1106	—	TOYOTA
446	—	GMC	1142	—	TOYOTA (FAW)
446	—	GREAT WALL	1142	—	TOYOTA (GAC)
446	—	HAFEI	1142	—	TRABANT
446	—	HOLDEN	1143	—	TRIUMPH
447	—	HONDA	1144	—	UAZ
463	—	HONDA (GAC)	1144	—	VAUXHALL
463	—	HONGQI	1197	—	VOLVO
463	—	HUMMER	1251	—	VOLVO (CHANGAN)
463	—	HYUNDAI	1251	—	VW
480	—	HYUNDAI (BEIJING)	1449	—	VW (FAW)
480	—	INFINITI	1449	—	VW (SVW)
481	—	INNOCENTI	1450	—	WARTBURG
481	—	ISUZU	1450	—	ZASTAVA
483	—	IVECO	1451	—	ZAZ
493	—	JAGUAR	1451	—	ZHONGHUA(BRILLIANCE)
495	—	JEEP			
497	—	JEEP (BJC)			
497	—	KIA			
505	—	KIA (DYK)			



## ACURA

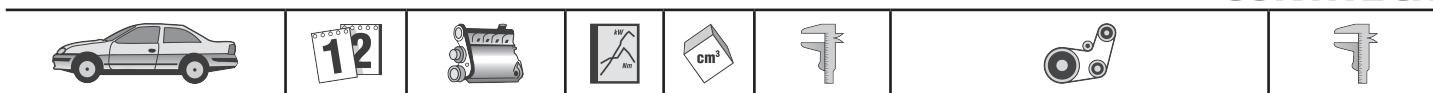
**NSX**

↔	3.0	01/90-08/97	C30A3	201	2977		AC ALT	4PK975 5PK1105
	R 3.0	01/92-08/97	C30A4	188	2977		AC ALT	4PK975 5PK1105

## ALFA ROMEO

<b>145 (930)</b>								
	1.4 i.e.	07/94-12/96	AR33501	66	1351		ALT PS AC ALT, (Magneti Marelli), FOR ALT: 100A, OE-NO 60816045 CA, 2x CA	5PK865 AVX10X825 AVX13X950 AP9017
	1.4 i.e. 16V T.S.	12/96-01/01	AR33503, AR38501	76	1370	CT581 CT581K1	ALT, (-AC) ALT, (AC), OE-NO 46749664 ALT, (AC), OE-NO 71739915 ALT, (AC), OE-NO 60662991 CA, WP CA, WP, MTR-CODE: AR33503 CA, WP, MTR-CODE: AR33503	6PK1045 6PK1830 6PK1845 6PK1856
	1.6 i.e.	10/94-12/96	AR33201	76	1596	CT581 CT581K1	ALT PS AC CA, 2x CA	5PK865 AVX10X825 AVX13X950
	1.6 i.e. 16V T.S.	12/96-01/01	AR67601, AR38201	88	1598	CT947 CT947K2	ALT, (-AC) ALT, (AC), OE-NO 71739915 ALT, (AC), OE-NO 60662991 CA CA, MTR-CODE: AR67601	6PK1045 6PK1845 6PK1856
	1.7 i.e. 16V	10/94-12/96	AR33401	95	1712	CT782 CT782K1	ALT PS AC CA, 2x CA, 2X	5PK865 AVX10X825 AVX13X950
	1.8 i.e. 16V	03/98-01/01	AR32201	106	1747	CT877 CT877K1 CT877WP1	ALT, (-AC) ALT, (AC) CA, 2X CA CA	6PK1045 6PK1856
	1.8 i.e. 16V T.S.	12/96-12/98	AR67106, AR38401	103	1747	CT877 CT877K1 CT877WP1	ALT, (-AC) ALT, (AC), OE-NO 71739915 ALT, (AC), OE-NO 60662991 CA, WP CA, WP CA, WP, MTR-CODE: AR 67106	6PK1045 6PK1845 6PK1856
	1.9 D	07/94-02/99	AR67501	68	1929	CT617 CT617K1	ALT, (-AC), MTR-NO 1723044⇒ AC ALT, (AC), MTR-NO 1723044⇒ PS CA CA	5PK915 5PK940 5PK990 AVX10X725
	1.9 JTD	02/99-01/01	AR32302	77	1910	CT968 CT968K2 CT968WP2	ALT, PS, (-AC) ALT, PS, AC, ⇒02/1999, ⇒MTR-NO 1370829 ALT, PS, AC, 03/1999⇒, MTR-NO 1370829⇒ ALT, (Magneti Marelli), FOR ALT: 100A, OE-NO 60816045 CA CA CA	6PK1038 6PK1780 6PK1795 AP9017 VD1065
	1.9 TD	10/94-02/99	AR67501, AR33601	66	1929	CT617 CT617K1	ALT, (-AC), MTR-NO 1723044⇒ AC ALT, (AC), MTR-NO 1723044⇒ PS CA CA	5PK915 5PK940 5PK990 AVX10X725
	2.0 16V Quadrifoglio	03/98-01/01	AR32301	114	1970	CT877 CT877K1 CT877WP1	ALT, PS, (-AC), MTR-NO 1385144⇒ ALT, PS, AC, MTR-NO 1385144⇒ ALT, PS, (-AC), ⇒MTR-NO 1385143 ALT, PS, AC, ⇒MTR-NO 1385143 CA CA CA CA	6PK1080 6PK1973 7PK1080 7PK1980





## ALFA ROMEO

145 (930)							
↔					<b>CT970</b> <b>CT970K1</b>	BS BS	
2.0 16V T.S.	10/95-01/01	AR67204	110	1970	<b>CT877</b> <b>CT877K1</b> <b>CT877WP1</b> <b>CT970</b> <b>CT970K1</b>	ALT ALT, AC CA CA CA BS BS	<b>7PK1080</b> <b>7PK1950</b>
146 (930)							
1.4 i.e.	12/94-12/96	AR33501	66	1351	<b>CT581</b> <b>CT581K1</b>	ALT PS AC CA, 2x CA	<b>5PK865</b> <b>AVX10X825</b> <b>AVX13X950</b>
1.4 i.e. 16V T.S.	11/96-01/01	AR33503, AR38501	76	1370	<b>CT1149</b> <b>CT1149K1</b> <b>CT1149WP1</b>	ALT, (-AC) ALT, (AC), OE-NO 46749664 ALT, (AC), OE-NO 71739915 ALT, (AC), OE-NO 60662991 CA, WP CA, WP, MTR-CODE: AR33503 CA, WP, MTR-CODE: AR33503	<b>6PK1045</b> <b>6PK1830</b> <b>6PK1845</b> <b>6PK1856</b>
1.6 i.e.	12/94-12/96	AR33201	76	1596	<b>CT581</b> <b>CT581K1</b>	ALT PS AC CA, 2x CA	<b>5PK865</b> <b>AVX10X825</b> <b>AVX13X950</b>
1.6 i.e. 16V T.S.	11/96-01/01	AR67601, AR38201	88	1598	<b>CT947</b> <b>CT947K2</b>	ALT, (-AC) ALT, (AC), OE-NO 71739915 ALT, (AC), OE-NO 60662991 CA CA	<b>6PK1045</b> <b>6PK1845</b> <b>6PK1856</b>
1.7 i.e. 16V	12/94-12/96	AR33401	95	1712	<b>CT782</b> <b>CT782K1</b>	ALT PS AC CA, 2x CA, 2X	<b>5PK865</b> <b>AVX10X825</b> <b>AVX13X950</b>
1.8 i.e. 16V T.S.	11/96-01/01	AR67106, AR38401	103	1747	<b>CT877</b> <b>CT877K1</b> <b>CT877WP1</b>	ALT, (-AC) ALT, (AC), OE-NO 71739915 ALT, (AC), OE-NO 60662991 CA, WP CA, WP CA, WP, MTR-CODE: AR 67106	<b>6PK1045</b> <b>6PK1845</b> <b>6PK1856</b>
	03/98-01/01	AR32201	106		<b>CT877</b> <b>CT877K1</b> <b>CT877WP1</b>	ALT, (-AC) ALT, (AC), OE-NO 71739915 ALT, (AC), OE-NO 60662991 CA, WP CA, WP CA, WP	<b>6PK1045</b> <b>6PK1845</b> <b>6PK1856</b>
1.9 D	05/95-09/96	AR67501	68	1929	<b>CT617</b> <b>CT617K1</b>	ALT, (-AC), MTR-NO 1723044⇒ AC ALT, (AC), MTR-NO 1723044⇒ PS CA CA	<b>5PK915</b> <b>5PK940</b> <b>5PK990</b> <b>AVX10X725</b>
1.9 JTD	02/99-01/01	AR32302	77	1910	<b>CT968</b> <b>CT968K2</b> <b>CT968WP2</b>	ALT, PS, (-AC) ALT, PS, AC, ⇒02/1999, ⇒MTR-NO 1370829 ALT, PS, AC, 03/1999⇒, MTR-NO 1370830⇒ ALT, (Magneti Marelli), FOR ALT: 100A, OE-NO 60816045	<b>6PK1038</b> <b>6PK1780</b> <b>6PK1795</b> <b>AP9017</b> <b>VD1065</b>
						CA CA CA	
1.9 TD	12/94-02/99	AR67501, AR33601	66	1929	<b>CT617</b> <b>CT617K1</b>	ALT, (-AC), MTR-NO 1723044⇒ AC ALT, (AC), MTR-NO 1723044⇒ PS CA CA	<b>5PK915</b> <b>5PK940</b> <b>5PK990</b> <b>AVX10X725</b>
2.0 16V Quadrifoglio	03/98-01/01	AR32301	114	1970	<b>CT877</b> <b>CT877K1</b>	ALT, PS, (-AC), MTR-NO 1385144⇒ ALT, PS, AC, MTR-NO 1385144⇒ ALT, PS, (-AC), ⇒MTR-NO 1385143 ALT, PS, AC, ⇒MTR-NO 1385143 CA CA	<b>6PK1080</b> <b>6PK1973</b> <b>7PK1080</b> <b>7PK1950</b>




**ALFA ROMEO**

146 (930)							
					CT877WP1 CT970 CT970K1	CA BS BS	
2.0 16V T.S.	10/95-01/01	AR67204	110	1970		ALT ALT, AC CA CA CA CA BS, MTR-NO 0117878⇒ BS, MTR-NO 0117878⇒ BS, ⇒MTR-NO 0117877	7PK1080 7PK1950
147 (937)							
1.6 16V T.SPARK (937AXB1A)	01/01-03/10	AR32104	88	1598		ALT, PS, MTR-NO 2835764⇒ ALT, PS, ⇒MTR-NO 2835763 ALT, PS, AC, MTR-NO 2835764⇒ ALT, PS, AC, ⇒MTR-NO 2835763 CA, WP, MTR-CODE: AR 321.03, AR 321.04 CA, WP CA, WP	6PK1033 6PK1045 6PK1845 6PK1856
1.6 16V T.SPARK ECO (937AXA1A)	01/01-03/10	AR37203	77	1598		ALT, PS, MTR-NO 2835764⇒ ALT, PS, ⇒MTR-NO 2835763 ALT, PS, AC, MTR-NO 2835764⇒ ALT, PS, AC, ⇒MTR-NO 2835763 CA, WP CA, WP CA, WP	6PK1033 6PK1045 6PK1845 6PK1856
1.9 JTD	06/03-03/10	182B9.000	74	1910		ALT, PS, (-AC) ALT, PS, (AC) ALT, (Denso), FOR ALT: 105A, OE-NO 60816557, FOR ALT: 120A, OE-NO 60816954, 9948513 CA CA CA	6PK1038 6PK1836 AP9017 VD1065
1.9 JTD (937AXD1A)	04/01-03/10	937A2.000	85	1910		ALT, PS, (-AC) ALT, PS, (AC) ALT, (Denso), FOR ALT: 105A, OE-NO 60816557, 46782213, FOR ALT: 120A, OE-NO 60816954, 60815944 CA, WP CA, WP CA, WP	6PK1038 6PK1836 AP9017 VD1065
1.9 JTD 16V	11/02-03/10	192A5.000	103	1910		ALT, AC ONLY WITH VD1065 ALT, (Denso), FOR ALT: 105A, OE-NO 46782213, FOR ALT: 120A, OE-NO 60816954 CA CA	6PK1836 MS29 AP9017 VD1065
	09/03-09/04	937A4.000	93			ALT, PS, AC ALT, (Denso), FOR ALT: 105A, OE-NO 46782213, FOR ALT: 120A, OE-NO 60816954 CA CA	6PK1836 AP9017 VD1065
	10/04-03/10	192B1.000	100			ALT, PS, AC ALT, (Denso), FOR ALT: 105A, OE-NO 46782213, FOR ALT: 120A, OE-NO 60816954 CA CA	6PK1836 AP9017 VD1065
1.9 JTDM	10/04-03/10	939A7.000	85	1910		ALT, PS, (-AC) ALT, PS, (AC) ALT, (Denso), FOR ALT: 105A, OE-NO 46782213, 60816557, FOR ALT: 120A, OE-NO 60816954, 60815944 CA, WP CA, WP CA, WP	6PK1038 6PK1836 AP9017 VD1065
1.9 JTDM 16V	07/05-03/10	937A5.000	110	1910		ALT, PS, AC ALT, (Denso), FOR ALT: 105A, OE-NO	6PK1836 AP9017





## ALFA ROMEO

**147 (937)**

						46782213, FOR ALT: 120A, OE-NO 60816954	<b>VD1065</b>
						<b>CT1076</b> CA, MTR-CODE: 937 A5.000, Euro3 <b>CT1076K1</b> CA, MTR-CODE: 937 A5.000, Euro3 <b>CT1105</b> CA, Euro4 <b>CT1105K1</b> CA, Euro4 <b>CT1105WP1</b> CA, Euro4	
	06/08-03/10	937A6.000	125			ALT, (Magneti Marelli), FOR ALT: 105A, OE-NO 46782213	<b>AP9017</b>
1.9 JTDM 8V	07/05-03/10	937A3.000	88	1910		ALT, PS, (-AC) ALT, PS, (AC) ALT, (Denso), FOR ALT: 105A, OE-NO 46782213, FOR ALT: 120A, OE-NO 60816954	<b>6PK1038</b> <b>6PK1836</b> <b>AP9017</b>  <b>VD1065</b>
						<b>CT968</b> CA, MTR-CODE: 937A3.000 <b>CT968K2</b> CA, MTR-CODE: 937A3.000 <b>CT968WP2</b> CA, MTR-CODE: 937A.3000	
2.0 16V T.SPARK (937AXC1_)	01/01-03/10	AR32310	110	1970		ALT, PS, (-AC), MTR-NO 2835765⇒ ALT, PS, (-AC), ⇒MTR-NO 2835764 ALT, PS, AC, MTR-NO 2835765⇒ ALT, PS, AC, ⇒MTR-NO 2835764	<b>6PK1060</b> <b>6PK1080</b> <b>6PK1965</b> <b>6PK1973</b>
						<b>CT877</b> CA <b>CT877K2</b> CA <b>CT877WP2</b> CA <b>CT970</b> BS <b>CT970K1</b> BS	
3.2 GTA	02/03-03/10	932A.000	184	3179		ALT, PS, AC	<b>6PK1990</b>
						<b>CT1119</b> CA <b>CT1119K1</b> CA	

**155 (167)**

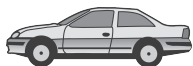
1.6 16V T.S.	05/96-12/97	AR67601	88	1598		ALT, PS, (-AC) ALT, PS, (AC) CA CA	<b>6PK1045</b> <b>6PK1845</b>
						<b>CT947</b> CA <b>CT947K2</b> CA	
1.7 T.S.	04/93-04/96	AR67103	83	1748		ALT ALT, AC	<b>4PK962</b> <b>5PK1295</b>
1.7 T.S. (167.A4D, 167.A4H)	04/93-04/96	AR67105	85	1748		PS ALT, (AC) ALT, (-AC)	<b>4PK962</b> <b>5PK1285</b> <b>5PK813</b>
1.7 T.S. 16V	05/96-12/97	AR67106	103	1747		ALT ALT, AC	<b>6PK1045</b> <b>6PK1845</b>
						<b>CT877</b> CA <b>CT877K1</b> CA <b>CT877WP1</b> CA	
1.8 T.S.	02/92-12/97	AR67402	77	1756		PS ALT, (AC) ALT, (-AC)	<b>4PK962</b> <b>5PK1285</b> <b>5PK813</b>
	02/92-06/93	AR67101	95	1773		PS ALT, (AC) ALT, (-AC)	<b>4PK962</b> <b>5PK1285</b> <b>5PK813</b>
1.8 T.S. Sport (167.A4A, 167.A4C, 167.A4E)	01/92-12/96	AR67101, AR67102	93	1773		PS ALT, (AC) ALT, (-AC)	<b>4PK962</b> <b>5PK1285</b> <b>5PK813</b>
1.9 TD (167.A3)	04/93-12/97	AR67501	66	1929		ALT, (-AC), ⇒MTR-NO 1723043, ⇒12/1993 ALT, (-AC), MTR-NO 1723044⇒ AC ALT, (AC), ⇒MTR-NO 1723043, ⇒12/1993 ALT, (AC), MTR-NO 1723044⇒ PS	<b>5PK906</b> <b>5PK915</b> <b>5PK940</b> <b>5PK975</b> <b>5PK990</b> <b>AVX10X725</b>
						<b>CT617</b> CA <b>CT617K1</b> CA	
2.0 16V Turbo Q4	01/92-12/97	AR67203	140	1995		ALT PS, (AC) AC PS, (-AC)	<b>5PK1054</b> <b>AVX13X750</b> <b>AVX13X850</b> <b>AVX13X875</b>
						<b>CT833</b> BS <b>CT931</b> CA <b>CT931K1</b> CA	
2.0 16V Turbo Q4 (167.A2B, 167.A2C, 167.A2E)	01/92-12/97	AR67203	137	1995		ALT PS, (AC) AC PS, (-AC)	<b>5PK1054</b> <b>AVX13X750</b> <b>AVX13X850</b> <b>AVX13X875</b>
						<b>CT833</b> BS <b>CT931</b> CA <b>CT931K1</b> CA	
2.0 T.S. (167.A2)	02/92-04/93	AR67201	106	1995		PS	<b>4PK962</b>



## ALFA ROMEO

155 (167)							
						ALT, (AC) ALT, (-AC)	5PK1285 5PK813
2.0 T.S. (167.A2A)	02/92-02/95	AR67202	104	1995		PS ALT, (AC) ALT, (-AC)	4PK962 5PK1285 5PK813
2.0 T.S. 16V (167.A2G)	03/95-12/97	AR67204	110	1970	CT877 CT877K1 CT877WP1 CT970 CT970K1	ALT ALT, AC CA CA CA BS BS, MTR-NO 0087812⇒	7PK1080 7PK1950
2.5 TD (167.A1A)	04/93-12/97	VM07B, VM31B	92	2499		ALT WP PS AC	7PK1715 AVX10X625 AVX10X825 AVX13X1015
2.5 V6 (167.A1)	02/92-09/96	AR67301	121	2492		PS, (AC) PS ALT AC CA	4PK673 4PK875 5PK1015 6PK976
2.5 V6 (167.A1C, 167.A1E)	10/92-12/97	AR67302, AR67303	120	2492	CT819	PS, (AC) PS ALT AC CA	4PK673 4PK875 5PK1015 6PK976
					CT819	CA	
156 (932)							
1.6 16V T.SPARK (932A4)	09/97-09/05	AR67601, AR32102, AR32104, AR32103	88	1598	CT1149 CT1149K1 CT1149WP1 CT947 CT947K2	ALT, PS, (-AC), OE-NO 60653027 ALT, PS, (-AC), OE-NO 60815889 ALT, PS, (AC), OE-NO 60815887 ALT, PS, (AC), OE-NO 60662991 CA, MTR-CODE: AR32103, AR32104 CA, MTR-CODE: AR32103, AR 32104 CA, MTR-CODE: AR32103, AR 32104 CA, MTR-CODE: AR32102, AR67601 CA, MTR-CODE: AR32102, AR67601	6PK1033 6PK1045 6PK1845 6PK1856
1.8 16V T.SPARK (932A3)	09/97-10/00	AR32201	106	1747	CT877 CT877K1 CT877WP1	ALT, PS, (-AC), OE-NO 60653027 ALT, PS, (-AC), OE-NO 60815889 ALT, PS, (AC), OE-NO 60815887 ALT, PS, (AC), OE-NO 60662991 CA CA CA CA	6PK1033 6PK1045 6PK1845 6PK1856
1.8 16V T.SPARK (932A31__)	10/00-09/05	AR32205	103	1747	CT947 CT947K2	ALT, PS, (-AC), OE-NO 60653027 ALT, PS, (-AC), OE-NO 60815889 ALT, PS, (AC), OE-NO 60815887 ALT, PS, (AC), OE-NO 60662991 CA, MTR-CODE: AR32205 CA, MTR-CODE: 32205	6PK1033 6PK1045 6PK1845 6PK1856
1.9 JTD	11/03-09/05	937A4.000	93	1910	CT1076 CT1076K1 CT1105 CT1105K1 CT1105WP1	ALT ALT, (Denso), FOR ALT: 120A, OE-NO 60816954 CA, OE-NO 46791189 CA, OE-NO 46791189 CA, OE-NO 55183528 CA, OE-NO 55183528 CA, OE-NO 55183528	6PK1836 AP9017
	11/02-11/04	192B1.000	100		CT1076 CT1076K1 CT1105 CT1105K1 CT1105WP1	ALT ALT, (Denso), FOR ALT: 120A, OE-NO 60816954 CA, OE-NO 46791189 CA, OE-NO 46791189 CA, OE-NO 55183528 CA, OE-NO 55183528 CA, OE-NO 55183528	6PK1836 AP9017
	07/04-09/05	937A5.000	110		CT1076 CT1076K1 CT1105 CT1105K1 CT1105WP1	ALT ALT, (Denso), FOR ALT: 120A, OE-NO 46809068 CA, OE-NO 46791189 CA, OE-NO 46791189 CA, OE-NO 55183528 CA, OE-NO 55183528 CA, OE-NO 55183528	6PK1836 AP9017 VD1065
1.9 JTD (932A2B, 932A2C)	05/01-09/05	937A2.000	85	1910		ALT, (-AC) ALT, (AC) ONLY WITH VD1065 ALT, (Denso), FOR ALT: 100A, OE-NO	6PK1038 6PK1836 MS29 AP9017





## ALFA ROMEO

156 (932)

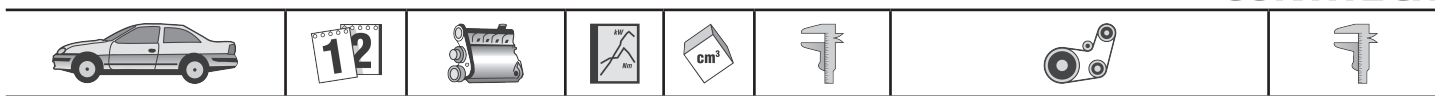
						60816045, FOR ALT: 105A, OE-NO 60816557, FOR ALT: 120A, OE-NO 60816954, 60815944	VD1065
					<b>CT968</b> <b>CT968K2</b> <b>CT968WP2</b>	CA CA CA	
1.9 JTD (932A2B__)	10/00-05/01	AR37101	81	1910		ALT, (-AC) ALT, (AC), OE-NO 55189677 ALT, (AC), OE-NO 71739915 ONLY WITH VD1065 ALT, (Denso), FOR ALT: 100A, OE-NO 60816045, FOR ALT: 105A, OE-NO 60816557, FOR ALT: 120A, OE-NO 60816954, 60815944 ALT, (Magneti Marelli), FOR ALT: 100A, OE-NO 60815953, 46765838	6PK1038 6PK1836 6PK1845 MS29 AP9017 AP9058 VD1065
					<b>CT968</b> <b>CT968K2</b> <b>CT968WP2</b>	CA CA CA	
1.9 JTD (932B2)	09/97-10/00	AR32302	77	1910		ALT, PS, (-AC) ALT, PS, (AC), OE-NO 55189677 ALT, PS, (AC), OE-NO 60815887 ALT, (Magneti Marelli), FOR ALT: 100A, OE-NO 60816045	6PK1038 6PK1836 6PK1845 AP9017 VD1065
					<b>CT968</b> <b>CT968K2</b> <b>CT968WP2</b>	CA, WP CA, WP CA, WP	
1.9 JTD 16V	11/02-09/05	192A5.000	103	1910		ALT, PS, (-AC) ALT, PS, (AC) ALT, (Denso), FOR ALT: 120A, OE-NO 60816954	6PK1038 6PK1836 AP9017 VD1065
					<b>CT1076</b> <b>CT1076K1</b>	CA CA	
2.0 16V T.SPARK (932A2)	09/97-10/00	AR32301	114	1970		ALT, PS, (-AC), MTR-NO 2835765⇒ ALT, PS, (-AC), MTR-NO 1385144⇒, ⇒MTR-NO 2835764 ALT, PS, AC, MTR-NO 2835765⇒ ALT, PS, AC, MTR-NO 1385144⇒, ⇒MTR-NO 2835764 ALT, PS, (-AC), ⇒MTR-NO 1385143 ALT, PS, AC, ⇒MTR-NO 1385143	6PK1060 6PK1080 6PK1965 6PK1973 7PK1080 7PK1980
					<b>CT877</b> <b>CT877K1</b> <b>CT877WP1</b> <b>CT970</b> <b>CT970K1</b>	CA CA CA BS BS	
2.0 16V T.SPARK (932A21__)	10/00-03/02	AR32310	110	1970		ALT, PS, (-AC), MTR-NO 2835765⇒ ALT, PS, (-AC), ⇒MTR-NO 2835764 ALT, PS, AC, MTR-NO 2835765⇒ ALT, PS, AC, ⇒MTR-NO 2835764	6PK1060 6PK1080 6PK1965 6PK1973
					<b>CT877</b> <b>CT877K2</b> <b>CT877WP2</b> <b>CT970</b> <b>CT970K1</b>	CA CA CA BS BS	
2.0 JTS (932AXA)	03/02-09/05	937A1.000	122	1970		ALT, PS, AC	6PK1965
					<b>CT877</b> <b>CT877K2</b> <b>CT877WP2</b> <b>CT970</b> <b>CT970K1</b>	CA CA CA BS BS	
2.0 Twin Spark	11/97-04/00	AR32303	118	1970		ALT, (-AC) ALT, (AC)	7PK1080 7PK1970
					<b>CT877</b> <b>CT877K1</b> <b>CT877WP1</b> <b>CT970</b>	CA CA CA BS	
2.4 JTD	10/03-09/05	841G.000	129	2387		ALT, PS, AC ALT, PS, AC ONLY WITH VD1064 ALT, (Denso), FOR ALT: 120A, OE-NO 46809068	6PK1760 6PK1760D1 MS28 AP9017 VD1064
					<b>CT1076</b>	CA	




**ALFA ROMEO**
**ALFA ROMEO**

156 (932)							
	06/03-09/05	841M.000	120		<b>CT1076K2</b>	CA ALT ALT, (Denso), FOR ALT: 120A, OE-NO 46809068	<b>6PK1760</b> <b>AP9017</b>
					<b>CT1076</b> <b>CT1076K2</b>	CA CA	
2.4 JTD (932A1B_)	10/00-09/05	839A6.000	103	2387		ALT, PS, (-AC) ALT, PS, AC ALT, PS, AC ONLY WITH VD1064 ALT, (Denso), FOR ALT: 100A, OE-NO 60816045, FOR ALT: 120A, OE-NO 60815944	<b>6PK1105</b> <b>6PK1760</b> <b>6PK1760D1</b> <b>MS28</b> <b>AP9017</b>
					<b>CT968</b> <b>CT968K1</b> <b>CT968WP1</b>	CA CA CA	<b>VD1064</b>
2.4 JTD (932AXC)	03/02-09/05	841C000	110	2387		ALT, PS, (-AC) ALT, PS, AC ALT, PS, AC ONLY WITH VD1064 ALT, (Denso), FOR ALT: 120A, OE-NO 60816954	<b>6PK1105</b> <b>6PK1760</b> <b>6PK1760D1</b> <b>MS28</b> <b>AP9017</b>
					<b>CT968</b> <b>CT968K1</b> <b>CT968WP1</b>	CA CA CA	<b>VD1064</b>
2.4 JTD (932B1)	09/97-10/00	AR32501	100	2387		ALT, PS, (-AC) ALT, PS, AC, ⇒03/2000, ⇒MTR-NO 1904012 ALT, PS, AC, 04/2000⇒, MTR-NO 1904013⇒ 04/2000⇒, MTR-NO 1904013⇒, ALT, PS, AC ONLY WITH VD1064 ALT, (Denso), FOR ALT: 100A, OE-NO 60816045, FOR ALT: 120A, OE-NO 60816954, 60815944	<b>6PK1105</b> <b>6PK1750</b>
					<b>CT968</b> <b>CT968K1</b> <b>CT968WP1</b>	CA CA CA	<b>6PK1760</b> <b>6PK1760D1</b> <b>MS28</b> <b>AP9017</b>
					<b>CT968</b> <b>CT968K1</b> <b>CT968WP1</b>	CA CA CA	<b>VD1064</b>
2.5 V6 24V (932A1)	09/97-12/01	AR32401, AR32402	140	2492	<b>CT1119</b>	ALT, PS, AC	<b>6PK1990</b>
					<b>CT1119K1</b>	CA CA	
2.5 V6 24V (932A11_)	10/00-09/05	AR32405	141	2492	<b>CT1119</b>	ALT, PS, AC	<b>6PK1990</b>
					<b>CT1119K1</b>	CA CA	
3.2 GTA (932AXB)	03/02-09/05	932A.000	184	3179	<b>CT1119</b>	ALT, PS, AC	<b>6PK1990</b>
					<b>CT1119K1</b>	CA CA	
156 Sportwagon (932)							
1.6 16V T.SPARK. (932A4)	05/00-05/06	AR67601, AR32102, AR32104, AR32103	88	1598		ALT, PS, (-AC), OE-NO 60653027 ALT, PS, (-AC), OE-NO 60815889 ALT, PS, (AC), OE-NO 60815887 ALT, PS, (AC), OE-NO 60662991 CA, MTR-CODE: AR 321.03, AR 321.04 CA, MTR-CODE: AR32103, AR 32104 CA, MTR-CODE: AR32103, AR 32104 CA, MTR-CODE: AR 321.02, AR 676.01 CA, MTR-CODE: AR32102, AR67601	<b>6PK1033</b> <b>6PK1045</b> <b>6PK1845</b> <b>6PK1856</b>
					<b>CT1149</b> <b>CT1149K1</b> <b>CT1149WP1</b> <b>CT947</b> <b>CT947K2</b>		
1.8 16V T.SPARK (932A3)	05/00-10/00	AR32201	106	1747		ALT, PS, (-AC), OE-NO 60653027 ALT, PS, (-AC), OE-NO 60815889 ALT, PS, (AC), OE-NO 60815887 ALT, PS, (AC), OE-NO 60662991 CA, MTR-CODE: AR32201 CA, MTR-CODE: AR32201 CA, MTR-CODE: AR32201	<b>6PK1033</b> <b>6PK1045</b> <b>6PK1845</b> <b>6PK1856</b>
					<b>CT877</b> <b>CT877K1</b> <b>CT877WP1</b>		
1.8 16V T.SPARK (932B31_)	10/00-05/06	AR32205	103	1747		ALT, PS, (-AC), OE-NO 60653027 ALT, PS, (-AC), OE-NO 60815889 ALT, PS, (AC), OE-NO 60815887 ALT, PS, (AC), OE-NO 60662991 CA, MTR-CODE: AR32205	<b>6PK1033</b> <b>6PK1045</b> <b>6PK1845</b> <b>6PK1856</b>
					<b>CT947</b>		
1.9 JTD	03/05-05/06	937A5.000	110	1910		ALT ALT, (Denso), FOR ALT: 120A, OE-NO 46809068, 60816954	<b>6PK1836</b> <b>AP9017</b>
					<b>CT1076</b>	CA, OE-NO 46791189	<b>VD1065</b>





## ALFA ROMEO

156 Sportwagon (932)

					<b>CT1076K1</b> <b>CT1105</b> <b>CT1105K1</b> <b>CT1105WP1</b>	CA, OE-NO 46791189 CA, OE-NO 55183528 CA, OE-NO 55183528 CA, OE-NO 55183528	
	11/03-05/06	937A4.000	93			ALT ALT, (Denso), FOR ALT: 120A, OE-NO 46809068, 60816954 CA, OE-NO 46791189 <b>CT1076</b> <b>CT1076K1</b> <b>CT1105</b> <b>CT1105K1</b> <b>CT1105WP1</b>	<b>6PK1836</b> <b>AP9017</b>
	11/02-11/04	192B1.000	100			ALT ALT, (Denso), FOR ALT: 120A, OE-NO 60816954 CA, OE-NO 46791189 <b>CT1076</b> <b>CT1076K1</b> <b>CT1105</b> <b>CT1105K1</b> <b>CT1105WP1</b>	<b>6PK1836</b> <b>AP9017</b>
1.9 JTD (932B2)	05/00-10/00	AR32302	77	1910		ALT, (-AC) ALT, (AC), OE-NO 55189677 ALT, (AC), OE-NO 71739915 ONLY WITH VD1065 ALT, (Magneti Marelli), FOR ALT: 100A, OE-NO 60816045 <b>CT968</b> <b>CT968K2</b> <b>CT968WP2</b>	<b>6PK1038</b> <b>6PK1836</b> <b>6PK1845</b> <b>MS29</b> <b>AP9017</b> <b>VD1065</b>
1.9 JTD (932B2B, 932B2C)	05/01-05/06	937A2.000	85	1910		ALT, (-AC) ALT, (AC) ONLY WITH VD1065 ALT, (Denso), FOR ALT: 100A, OE-NO 60816045, FOR ALT: 120A, OE-NO 60816954, 60815944 <b>CT968</b> <b>CT968K2</b> <b>CT968WP2</b>	<b>6PK1038</b> <b>6PK1836</b> <b>MS29</b> <b>AP9017</b> <b>VD1065</b>
1.9 JTD (932B2B _)	10/00-05/01	AR37101	81	1910		ALT, (-AC) ALT, (AC), OE-NO 55189677 ALT, (AC), OE-NO 71739915 ONLY WITH VD1065 ALT, (Denso), FOR ALT: 100A, OE-NO 60816045, FOR ALT: 120A, OE-NO 60815944 ALT, (Magneti Marelli), FOR ALT: 100A, OE-NO 60815953, 46765838 <b>CT968</b> <b>CT968K2</b> <b>CT968WP2</b>	<b>6PK1038</b> <b>6PK1836</b> <b>6PK1845</b> <b>MS29</b> <b>AP9017</b> <b>AP9058</b> <b>VD1065</b>
1.9 JTD 16V	11/02-05/06	192A5.000	103	1910		ALT, PS, (-AC) ALT, PS, (AC) ALT, (Denso), FOR ALT: 120A, OE-NO 60816954 <b>CT1076</b> <b>CT1076K1</b>	<b>6PK1038</b> <b>6PK1836</b> <b>AP9017</b> <b>VD1065</b>
1.9 JTD 16V Q4	07/04-05/06	937A5.000	110	1910		ALT, PS, AC ALT, (Denso), FOR ALT: 120A, OE-NO 60816954, 46809068 <b>CT1076</b> <b>CT1076K1</b> <b>CT1105</b> <b>CT1105K1</b> <b>CT1105WP1</b>	<b>6PK1836</b> <b>AP9017</b> <b>VD1065</b>
2.0	03/02-05/06	932A2.000	119	1970		ALT <b>CT877</b> <b>CT877K2</b> <b>CT877WP2</b> <b>CT970</b>	<b>6PK1965</b>
2.0 16V T.SPARK (932A2)	05/00-10/00	AR32301	114	1970		ALT, PS, (-AC), MTR-NO 2835765⇒ ALT, PS, (-AC), MTR-NO 1385144⇒, ⇒MTR-NO 2835764 ALT, PS, AC, MTR-NO 2835765⇒	<b>6PK1060</b> <b>6PK1080</b> <b>6PK1965</b>





## ALFA ROMEO

156 Sportwagon (932)

						ALT, PS, AC, MTR-NO 1385144⇒, ⇒MTR-NO 2835764 ALT, PS, (-AC), ⇒MTR-NO 1385143 ALT, PS, AC, ⇒MTR-NO 1385143	6PK1973 7PK1080 7PK1950
					<b>CT877</b> <b>CT877K1</b> <b>CT877WP1</b> <b>CT970</b> <b>CT970K1</b>	CA CA CA BS BS	
2.0 16V T.SPARK (932B21__)	10/00-03/02	AR32310	110	1970		ALT, PS, (-AC), MTR-NO 2835765⇒ ALT, PS, (-AC), ⇒MTR-NO 2835764 ALT, PS, AC, MTR-NO 2835765⇒ ALT, PS, AC, ⇒MTR-NO 2835764	6PK1060 6PK1080 6PK1965 6PK1973
					<b>CT877</b> <b>CT877K2</b> <b>CT877WP2</b> <b>CT970</b> <b>CT970K1</b>	CA CA CA BS BS	
2.0 JTS (932BXA)	03/02-05/06	937A1.000	122	1970		ALT, PS, AC	6PK1965
					<b>CT877</b> <b>CT877K2</b> <b>CT877WP2</b> <b>CT970</b> <b>CT970K1</b>	CA CA CA BS BS	
2.4 JTD	10/03-05/06	841G.000	129	2387		ALT, PS, AC ALT, PS, AC ONLY WITH VD1064 ALT, (Denso), OE-NO 46809068, FOR ALT: 120A	6PK1760 6PK1760D1 MS28 AP9017 VD1064
					<b>CT1076</b> <b>CT1076K2</b>	CA CA	
	06/03-05/06	841M.000	120			ALT ALT, (Denso), OE-NO 46809068, FOR ALT: 120A	6PK1760 AP9017
					<b>CT1076</b> <b>CT1076K2</b>	CA CA	
2.4 JTD (932B1)	05/00-10/00	AR32501	100	2387		ALT, PS, (-AC) ALT, PS, AC, ⇒MTR-NO 1904012 ALT, PS, AC, MTR-NO 1904013⇒ MTR-NO 1904013⇒, ALT, PS, AC ONLY WITH VD1064 ALT, (Denso), FOR ALT: 100A, OE-NO 60816045, FOR ALT: 120A, OE-NO 60815944	6PK1105 6PK1750 6PK1760 6PK1760D1 MS28 AP9017 VD1064
					<b>CT968</b> <b>CT968K1</b> <b>CT968WP1</b>	CA CA CA	
2.4 JTD (932B1B__)	10/00-05/06	839A6.000	103	2387		ALT, PS, (-AC) ALT, PS, AC ALT, PS, AC ONLY WITH VD1064 ALT, (Denso), FOR ALT: 100A, OE-NO 60816045, FOR ALT: 120A, OE-NO 60815944	6PK1105 6PK1760 6PK1760D1 MS28 AP9017 VD1064
					<b>CT968</b> <b>CT968K1</b> <b>CT968WP1</b>	CA CA CA	
2.4 JTD (932BXC)	03/02-05/06	841C000	110	2387		ALT, PS, (-AC) ALT, PS, AC ALT, PS, AC ONLY WITH VD1064 ALT, (Denso), FOR ALT: 120A, OE-NO 60816954	6PK1105 6PK1760 6PK1760D1 MS28 AP9017 VD1064
					<b>CT968</b> <b>CT968K1</b> <b>CT968WP1</b>	CA CA CA	
2.5 V6 24V (932A1)	05/00-10/00	AR32401	140	2492		ALT, PS, AC	6PK1990
					<b>CT1119</b> <b>CT1119K1</b>	CA CA	
2.5 V6 24V (932B11__)	10/00-05/06	AR32405	141	2492		ALT, PS, AC	6PK1990
					<b>CT1119</b> <b>CT1119K1</b>	CA CA	
3.2 GTA (932BXB)	03/02-05/06	932A.000	184	3179		ALT, PS, AC	6PK1990
					<b>CT1119</b>	CA	





<b>ALFA ROMEO</b>										
<b>156 Sportwagon (932)</b>										
					<b>CT1119K1</b>	CA				
<b>159 (939)</b>										
1.8 MPI	03/07-11/11	939A4.000	103	1796	<b>CT1077</b> <b>CT1077K1</b> <b>CT1077WP1</b>	PS ALT, CH-NO 7067139⇒ ALT, ⇒CH-NO 7067138 CA CA CA	<b>4PK643 ELAST</b> <b>5PK1546</b> <b>5PK1592</b>			
1.8 TBi	05/09-11/11	939B1.000	147	1742	<b>CT1157</b>	ALT CA	<b>6PK1750</b>			
1.9 JTDM 16V	09/05-11/11	939A2.000	110	1910	<b>CT1105</b> <b>CT1105K1</b> <b>CT1105WP1</b>	ALT, 05/2007⇒ ALT, ⇒05/2007 ALT, (Denso), FOR ALT: 120A, OE-NO 73503235, FOR ALT: 140A, OE-NO 73501591 ALT, (Denso), FOR ALT: 100A, OE-NO 51764265, 51854901, FOR ALT: 120A, OE- NO 51793678, 51854902	<b>6PK1725</b> <b>6PK1733</b> <b>AP9017</b>  <b>AP9054</b>  <b>VD1065</b>			
						939A8.000, 937A8.000	100	ALT, 05/2007⇒ ALT, ⇒05/2007 ALT, (Denso), FOR ALT: 120A, OE-NO 73503235, FOR ALT: 140A, OE-NO 73501591 ALT, (Denso), FOR ALT: 100A, OE-NO 51764265, 51854901, FOR ALT: 120A, OE- NO 51793678, 51854902	<b>6PK1725</b> <b>6PK1733</b> <b>AP9017</b>  <b>AP9054</b>  <b>VD1065</b>	
1.9 JTDM 8V	09/05-11/11	939A1.000	88	1910	<b>CT1106</b> <b>CT1106K1</b> <b>CT1106WP1</b>	ALT, 05/2007⇒ ALT, ⇒05/2007 ALT, (Denso), FOR ALT: 120A, OE-NO 73503235, FOR ALT: 140A, OE-NO 73501591 ALT, (Denso), FOR ALT: 100A, OE-NO 51764265, 51854901, FOR ALT: 120A, OE- NO 51793678, 51854902	<b>6PK1725</b> <b>6PK1733</b> <b>AP9017</b>  <b>AP9054</b>  <b>VD1065</b>			
						939A7.000, 937A7.000	85	ALT, 05/2007⇒ ALT, ⇒05/2007 ALT, (Denso), FOR ALT: 120A, OE-NO 73503235, FOR ALT: 140A, OE-NO 73501591 ALT, (Denso), FOR ALT: 100A, OE-NO 51764265, 51854901, FOR ALT: 120A, OE- NO 51793678, 51854902	<b>6PK1733</b> <b>AP9017</b>  <b>AP9054</b>  <b>VD1065</b>	
1.9 JTS	09/05-11/11	939A6.000	118	1859	<b>CT968</b> <b>CT968K2</b>	CA, MTR-CODE: 939 A1.000 CA CA	<b>3PK977 ELAST</b> <b>5PK1070</b>			
2.0 JTDM	05/09-11/11	939B3.000	125	1956	<b>CT1105</b>	ALT ALT, (Denso), FOR ALT: 100A, OE-NO 51764265, 51854901, FOR ALT: 120A, OE- NO 51793678, 51854902	<b>6PK1725</b> <b>AP9054</b>  <b>VD1065</b>			
						06/10-11/11	939B4.000	100	ALT ALT, (Denso), FOR ALT: 100A, OE-NO 51764265, 51854901, FOR ALT: 120A, OE- NO 51793678, 51854902	<b>6PK1725</b> <b>AP9054</b>  <b>VD1065</b>
						05/09-11/11	844A2.000	120	ALT, (Denso), FOR ALT: 100A, OE-NO 51764265, 51854901, FOR ALT: 120A, OE- NO 51793678, 51854902	<b>AP9054</b>
2.2 JTS	09/05-11/11	939A5.000	136	2198	<b>CT1105</b>	ALT	<b>5PK1070</b>			
2.4 JTDM	09/05-11/11	939A3.000	147	2387	<b>CT1105</b>	ALT AC PS, AC	<b>5PK595 ELAST</b> <b>6PK1005</b> <b>6PK1580</b> <b>VD1064</b>			
						CA				

**ALFA ROMEO**



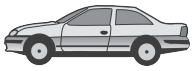
**ALFA ROMEO**
**ALFA ROMEO**
**156 Sportwagon (932)**

	05/07-11/11	939A9.000	154		<b>CT1105K2</b>	CA ALT AC, (PS)	<b>5PK595 ELAST</b> <b>6PK1580</b> <b>VD1064</b>
					<b>CT1105</b> <b>CT1105K2</b>	CA CA	
2.4 JTDM Q4	05/07-11/11	939A9.000	154	2387		ALT PS, AC	<b>5PK595 ELAST</b> <b>6PK1580</b> <b>VD1064</b>
					<b>CT1105</b> <b>CT1105K2</b>	CA CA	
3.2 JTS	02/08-11/11	939A.000	191	3195		ALT	<b>6PK2145</b>
3.2 JTS Q4	12/05-11/11	939A.000	191	3195		ALT	<b>6PK2145</b>

**159 Sportwagon (939)**

1.8 MPI	03/07-11/11	939A4.000	103	1796		PS ALT, CH-NO 7067139⇒ ALT, ⇒CH-NO 7067138	<b>4PK643 ELAST</b> <b>5PK1546</b> <b>5PK1592</b>
					<b>CT1077</b> <b>CT1077K1</b> <b>CT1077WP1</b>	CA CA CA	
1.8 TBi	05/09-11/11	939B1.000	147	1742		ALT CA	<b>6PK1750</b>
					<b>CT1157</b>		
1.9 JTDM 16V	03/06-11/11	939A2.000	110	1910		ALT, 05/2007⇒ ALT, ⇒05/2007 ALT, (Denso), FOR ALT: 120A, OE-NO 73503235, FOR ALT: 140A, OE-NO 73501591 ALT, (Denso), FOR ALT: 100A, OE-NO 51764265, 51854901, FOR ALT: 120A, OE-NO 51793678, 51854902	<b>6PK1725</b> <b>6PK1733</b> <b>AP9017</b>  <b>AP9054</b>  <b>VD1065</b>
					<b>CT1105</b> <b>CT1105K1</b> <b>CT1105WP1</b>	CA, MTR-CODE: 939 A2.000, 939 A8.000 CA, MTR-CODE: 939 A2.000, 939 A8.000 CA, MTR-CODE: 939 A2.000, 939 A8.000	
		937A8.000	100			ALT, 05/2007⇒ ALT, ⇒05/2007 ALT, (Denso), FOR ALT: 120A, OE-NO 73503235, FOR ALT: 140A, OE-NO 73501591 ALT, (Denso), FOR ALT: 100A, OE-NO 51764265, 51854901, FOR ALT: 120A, OE-NO 51793678, 51854902	<b>6PK1725</b> <b>6PK1733</b> <b>AP9017</b>  <b>AP9054</b>  <b>VD1065</b>
					<b>CT1105</b> <b>CT1105K1</b> <b>CT1105WP1</b>	CA, MTR-CODE: 937 A8.000 CA, MTR-CODE: 937 A8.000 CA, MTR-CODE: 937 A8.000	
1.9 JTDM 8V	03/06-11/11	939A1.000	88	1910		ALT, ⇒05/2007 ALT, 05/2007⇒ ALT, (Denso), FOR ALT: 120A, OE-NO 73503235, FOR ALT: 140A, OE-NO 73501591 ALT, (Denso), FOR ALT: 100A, OE-NO 51764265, 51854901, FOR ALT: 120A, OE-NO 51793678, 51854902	<b>6PK1725</b> <b>6PK1733</b> <b>AP9017</b>  <b>AP9054</b>  <b>VD1065</b>
					<b>CT1106</b> <b>CT1106K1</b> <b>CT1106WP1</b>	CA CA CA	
		937A7.000	85			ALT, 05/2007⇒ ALT, ⇒05/2007 ALT, (Denso), FOR ALT: 120A, OE-NO 73503235, FOR ALT: 140A, OE-NO 73501591 ALT, (Denso), FOR ALT: 100A, OE-NO 51764265, 51854901, FOR ALT: 120A, OE-NO 51793678, 51854902	<b>6PK1725</b> <b>6PK1733</b> <b>AP9017</b>  <b>AP9054</b>  <b>VD1065</b>
					<b>CT1106</b> <b>CT1106K1</b> <b>CT1106WP1</b>	CA CA CA	
1.9 JTS	03/06-11/11	939A6.000	118	1859		PS ALT	<b>3PK977 ELAST</b> <b>5PK1070</b>
2.0 JTDM	05/09-11/11	939B3.000	125	1956		ALT ALT, (Denso), FOR ALT: 100A, OE-NO 51764265, 51854901, FOR ALT: 120A, OE-NO 51793678, 51854902	<b>6PK1725</b> <b>AP9054</b>  <b>VD1065</b>
					<b>CT1105</b>	CA	
	06/10-11/11	939B4.000	100			ALT	<b>6PK1725</b>





## ALFA ROMEO

### 159 Sportwagon (939)

						ALT, (Denso), FOR ALT: 100A, OE-NO 51764265, 51854901, FOR ALT: 120A, OE-NO 51793678, 51854902	AP9054 VD1065
	05/09-11/11	844A2.000	120		CT1105	CA	
	05/09-11/11	844A2.000	120			ALT, (Denso), FOR ALT: 100A, OE-NO 51764265, 51854901, FOR ALT: 120A, OE-NO 51793678, 51854902	AP9054
2.2 JTS	03/06-11/11	939A5.000	136	2198		ALT	5PK1070
2.4 JTDM	03/06-11/11	939A3.000	147	2387		ALT AC PS, AC	5PK595 ELAST 6PK1005 6PK1580 VD1064
					CT1105 CT1105K2	CA CA	
	05/07-11/11	939A9.000	154			ALT AC, (PS)	5PK595 ELAST 6PK1580 VD1064
					CT1105 CT1105K2	CA CA	
2.4 JTDM Q4	05/07-11/11	939A9.000	154	2387		ALT PS, AC	5PK595 ELAST 6PK1580 VD1064
					CT1105 CT1105K2	CA CA	
3.2 JTS	02/08-11/11	939A.000	191	3195		ALT	6PK2145
3.2 JTS Q4	03/06-11/11	939A.000	191	3195		ALT	6PK2145

### 164 (164)

2.0	06/87-09/98		102	1962		PS PS, WP ALT, AC ALT ALT, (AC) ALT ALT, (AC)	4PK962 5PK1100 5PK1295 5PK825 5PK990 AVX13X800 AVX13X975
2.0 T.S. (164.A2C, 164.A2L)	06/87-09/92	AR06416	105	1995		PS PS, WP ALT, AC ALT ALT, AC ALT	4PK962 5PK1100 5PK1295 5PK825 5PK990 AVX13X800
2.0 T.S. (164.A2H)	06/87-12/90	AR06420	109	1995		PS PS, WP ALT, AC ALT ALT, AC ALT	4PK962 5PK1100 5PK1295 5PK825 5PK990 AVX13X800
2.0 T.S. (164.H3)	09/92-09/98	AR64103	106	1995		PS ALT, (AC) ALT, (-AC)	4PK962 5PK1285 5PK813
2.0 Turbo	07/90-10/92	AR64102	148	1995		ALT, (AC) PS, MTR-NO 81722⇒ PS, ⇨MTR-NO 81721 AC ALT, (-AC)	AVX10X750 AVX10X775 AVX10X788 AVX13X1050 AVX13X975
					CT575	CA	
	02/88-10/92	AR06476	129			ALT CA CA	AVX10X1090
					CT608 CT608K2	CA CA	
	10/87-09/98		128			ALT CA CA	AVX10X1090
					CT608 CT608K2	CA CA	
2.0 V6 Turbo (164.A2G, 164.A2F)	03/91-09/92	AR64101	150	1997		ALT, (AC) PS, MTR-NO 81722⇒ PS, ⇨MTR-NO 81721 AC ALT, (-AC)	AVX10X750 AVX10X775 AVX10X788 AVX13X1050 AVX13X975
					CT575	CA	
2.0 V6 Turbo (164.K3)	09/92-09/98	AR64102	148	1996		PS ALT, (-AC) ALT, (AC) CA	4PK770 7PK1175 7PK1240
					CT819	CA	
2.5 TD (164.A1A)	06/87-09/92	VM84A	84	2499		ALT, ⇨MTR-NO 3060 ALT, MTR-NO 3061⇒ WP PS, OE-NO 60574816 PS, OE-NO 60513650 AC	5PK1100 7PK1113 AVX10X625 AVX10X813 AVX10X825 AVX13X1025



## ALFA ROMEO

<b>164 (164)</b>							
↔	2.5 TD (164.K2A, 164.K2B)	09/92-09/98	VM32B, VM08B	92	2499	ALT, PS ALT, PS, AC	7PK1715 7PK2050
	2.5 V6	09/92-09/98	AR66201	120	2492	ALT, PS, AC	7PK1980
	3.0	11/87-09/91	AR06410	138	2959	ALT, (AC), ⇨03/1990 ALT, (AC), 04/1990⇨ PS, MTR-NO 0083011⇨ PS, ⇨MTR-NO 0083010 AC, 11/1987⇨ ALT, (-AC), 11/1987⇨	5PK675 AVX10X750 AVX10X775 AVX10X788 AVX13X1050 AVX13X975
						<b>CT575</b> CA	
		10/94-08/97	AR64399	145		PS ALT, (-AC) ALT, (AC) CA	4PK765 7PK1175 7PK1240
						<b>CT819</b> CA	
		04/93-02/95	AR64304	168		ALT, PS, AC	7PK1980
	3.0 24V (164.K1)	09/92-09/98	AR66301, AR66302	155	2959	ALT, PS, AC	7PK1980
	3.0 24V Q4 (164.K1M, 164.K1C)	02/94-09/98	AR64308, AR64307	170	2959	ALT, PS, AC	7PK1980
	3.0 24V QV (164.H1)	09/92-09/98	AR64304	171	2959	ALT, PS, AC	7PK1980
	3.0 i.e. QV (164.AG)	09/90-09/92	AR06430, AR64301	147	2959	ALT, PS, AC PS ALT CA	7PK1980 AVX10X785 AVX13X975
						<b>CT575</b> CA	
	3.0 V6 (164.A)	06/87-09/92	AR06410	141	2959	ALT, (AC), ⇨03/1990 ALT, (AC), 04/1990⇨ PS, MTR-NO 0083011⇨ PS, ⇨MTR-NO 0083010 AC, 11/1987⇨ ALT, (-AC), 11/1987⇨	5PK675 AVX10X750 AVX10X775 AVX10X788 AVX13X1050 AVX13X975
						<b>CT575</b> CA	
	3.0 V6 (164.AD, 164.AH, 164.AB)	06/87-09/92	AR06412	135	2959	ALT, (AC), ⇨03/1990 ALT, (AC), 04/1990⇨ PS, MTR-NO 0083011⇨ PS, ⇨MTR-NO 0083010 AC, 11/1987⇨ ALT, (-AC), 11/1987⇨	5PK675 AVX10X750 AVX10X775 AVX10X788 AVX13X1050 AVX13X975
						<b>CT575</b> CA	
	3.0 V6 (164.H1A, 164.H1B, 164.K1P)	09/92-09/98	AR66303, AR64305	132	2959	PS ALT, (-AC) ALT, (AC) CA	4PK770 7PK1175 7PK1240
						<b>CT819</b> CA	
<b>166 (936)</b>							
	2.0 T.Spark (936A3A__)	09/98-10/00	AR34103	114	1970	ALT, PS, (-AC), MTR-NO 1385144⇨ ALT, PS, AC, MTR-NO 1385144⇨ ALT, PS, (-AC), ⇨MTR-NO 1385143 ALT, PS, AC, ⇨MTR-NO 1385143	6PK1080 6PK1973 7PK1080 7PK1980
						<b>CT877</b> <b>CT877K1</b> <b>CT877WP1</b> <b>CT970</b> <b>CT970K1</b> CA CA CA BS BS	
	2.0 T.Spark (936A3B__)	10/00-06/07	AR36301	110	1970	ALT, PS, (-AC), MTR-NO 1385144⇨ ALT, PS, AC, MTR-NO 1385144⇨ ALT, PS, (-AC), ⇨MTR-NO 1385143 ALT, PS, AC, ⇨MTR-NO 1385143	6PK1080 6PK1973 7PK1080 7PK1980
						<b>CT877</b> <b>CT877K1</b> <b>CT877WP1</b> <b>CT970</b> <b>CT970K1</b> CA CA CA BS BS	
	2.0 V6 (936A3__)	09/98-10/00	AR34102	151	1996	ALT, PS, AC	6PK1990
	2.4 JTD	04/02-06/07	841C000	110	2387	ALT, PS, AC ALT, (Denso), FOR ALT: 120A, OE-NO 60816954, 60815944	6PK1740 AP9017 VD1064
						<b>CT968</b> <b>CT968K1</b> <b>CT968WP1</b> CA CA CA	
		10/03-06/07	841G.000, 841H.000	129		ALT, PS, AC ALT, (Denso), FOR ALT: 120A, OE-NO 60816954, 60815944	6PK1740 AP9017 VD1064
						<b>CT1076</b> <b>CT1076K2</b> CA CA	
		07/06-06/07	841M.000	132		ALT, PS, AC ALT, (Denso), FOR ALT: 120A, OE-NO 60816954, 60815944	6PK1740 AP9017





## ALFA ROMEO

166 (936)							
					CT1105 CT1105K2	CA CA	VD1064
	07/05-06/07	936B.000, 841M.000	136			ALT, PS, AC ALT, (Denso), FOR ALT: 120A, OE-NO 60816954, 60815944	6PK1740 AP9017 VD1064
					CT1105 CT1105K2	CA CA	VD1064
2.4 JTD (936A2A__)	09/98-10/00	AR34202	100	2387		ALT, PS, AC ALT, (Denso), FOR ALT: 120A, OE-NO 60815944	6PK1740 AP9017 VD1064
					CT968 CT968K1 CT968WP1	CA CA CA	VD1064
2.4 JTD (936A2B__)	10/00-06/07	839A6.000	103	2387		ALT, PS, AC ALT, (Denso), FOR ALT: 120A, OE-NO 60816954, 60815944	6PK1740 AP9017 VD1064
					CT968 CT968K1 CT968WP1	CA CA CA	VD1064
2.5 V6 24V (936A2__)	09/98-10/00	AR34201	140	2492		ALT, PS, AC CA CA	6PK1990
					CT1119 CT1119K1	CA CA	6PK1990
2.5 V6 24V (936A21__)	10/00-06/07	AR36201	138	2492		ALT, PS, AC CA CA	6PK1990
					CT1119 CT1119K1	CA CA	6PK1990
3.0 V6 24V (936A1__)	09/98-10/00	AR34301	166	2959		ALT, PS, AC CA CA	6PK1990
					CT1119 CT1119K1	CA CA	6PK1990
3.0 V6 24V (936A11__)	10/00-06/07	AR36101	162	2959		ALT, PS, AC CA CA	6PK1990
					CT1119 CT1119K1	CA CA	6PK1990
3.2 V6 24V	10/03-06/07	936A.000	176	3179		ALT, PS, AC CA CA	6PK1990
					CT1119 CT1119K1	CA CA	6PK1990
1750-2000							
1750 (105,48)	03/68-10/72	AR00548	83	1779		ALT, WP, FAN	AVX10X850
33 (905)							
1.2 (905.A)	06/83-12/89	AR30585	50	1186		PS ALT ALT, FOR ALT: 55A ALT	AVX10X825 AVX10X850 AVX10X865 AVX10X875
					CT581 CT581K1 CT654 CT654K1	CA, 01/1988⇒, 2x CA, 01/1988⇒ CA, ⇒12/1987, 2x CA, ⇒12/1987	AVX10X825 AVX10X850 AVX10X865 AVX10X875
1.3 (905.A1A, 905.A1C, 905.A1D, 905.A1F, 905. A1H)	10/84-12/89	AR30168, AR30587	63	1351		PS ALT ALT, FOR ALT: 55A ALT	AVX10X825 AVX10X850 AVX10X865 AVX10X875
					CT581 CT581K1 CT654 CT654K1	CA, 01/1988⇒, 2x CA, 01/1988⇒ CA, ⇒12/1987, 2x CA, ⇒12/1987	AVX10X825 AVX10X850 AVX10X865 AVX10X875
1.3 (905.A1B, 905.A1C, 905.A1G)	06/83-12/89	AR30502, AR30586	55	1351		PS ALT ALT, FOR ALT: 55A ALT	AVX10X825 AVX10X850 AVX10X865 AVX10X875
					CT581 CT581K1 CT654 CT654K1	CA, 01/1988⇒, 2x CA, 01/1988⇒ CA, ⇒12/1987, 2x CA, ⇒12/1987	AVX10X825 AVX10X850 AVX10X865 AVX10X875
1.3 i.e.	05/83-12/89	AR30168	66	1351		PS CA, 2x CA	AVX10X825
					CT654 CT654K1	CA	AVX10X825
1.5	05/83-12/93	AR30182	70	1490		PS ALT, (DOUBLE CARB) ALT, (CARB), FOR ALT: 55A ALT, (CARB), NOT FOR ALT: 55A CA CA	AVX10X825 AVX10X850 AVX10X865 AVX10X875
					CT654 CT654K1	CA CA	AVX10X825
1.5 (905.A2)	07/86-12/89	AR30588	75	1490		PS ALT ALT, FOR ALT: 55A ALT	AVX10X825 AVX10X850 AVX10X865 AVX10X875
					CT581 CT581K1 CT654 CT654K1	CA, 01/1988⇒, 2x CA, 01/1988⇒ CA, ⇒12/1987, 2x CA, ⇒12/1987	AVX10X825 AVX10X850 AVX10X865 AVX10X875




**ALFA ROMEO**
**ALFA ROMEO**

<b>33 (905)</b>							
↔ 1.5 (905.A2A)	06/83-12/85	AR30504, AR30143	62	1490	CT654 CT654K1	PS ALT ALT, FOR ALT: 55A ALT CA, 2X CA	AVX10X825 AVX10X850 AVX10X865 AVX10X875
1.5 (905.A2G)	06/83-12/86	AR30520	66	1490	CT654 CT654K1	PS ALT ALT, FOR ALT: 55A ALT CA, 2X CA	AVX10X825 AVX10X850 AVX10X865 AVX10X875
1.5 4x4 (905.A2)	11/83-12/84	AR30504	62	1490	CT654 CT654K1	PS ALT ALT, FOR ALT: 55A ALT CA, 2X CA	AVX10X825 AVX10X850 AVX10X865 AVX10X875
	07/86-12/89	AR30588	75		CT581 CT581K1 CT654 CT654K1	PS ALT ALT, FOR ALT: 55A ALT CA, 01/1988⇒, 2x CA, 01/1988⇒ CA, ⇒12/1987, 2x CA, ⇒12/1987	AVX10X825 AVX10X850 AVX10X865 AVX10X875
1.5 4x4 (905.A2F)	01/85-09/86	AR30520	66	1490	CT654 CT654K1	PS ALT ALT, FOR ALT: 55A ALT CA, 2X CA	AVX10X825 AVX10X850 AVX10X865 AVX10X875
1.5 4x4 (905.A2M, 905.A2T)	09/86-12/89	AR30146, AR30588	77	1490	CT581 CT581K1 CT654 CT654K1	PS ALT ALT, FOR ALT: 55A ALT CA, 01/1988⇒, 2x CA, MTR-CODE: AR30588, 01/1988⇒ CA, ⇒12/1987, 2x CA, ⇒12/1987	AVX10X825 AVX10X850 AVX10X865 AVX10X875
1.5 QV (905.A2N, 905.A2V)	06/84-12/89	AR30146, AR30508, AR30588	77	1490	CT581 CT581K1 CT654 CT654K1	PS ALT ALT, FOR ALT: 55A ALT CA, 01/1988⇒, 2x CA, MTR-CODE: AR30588, 01/1988⇒ CA, ⇒12/1987, 2x CA, ⇒12/1987	AVX10X825 AVX10X850 AVX10X865 AVX10X875
1.7	01/86-12/89	AR30550	87	1712	CT581 CT581K1	CA, 2x CA, 01/1988⇒	
1.7 i.e. (905.A3D)	09/88-12/89	AR30558	77	1712	CT581 CT581K1	PS ALT AC CA, 2x CA	AVX10X825 AVX10X850 AVX13X950
1.7 QV (905.A3)	03/88-12/89	AR30550	84	1712	CT581 CT581K1	PS ALT AC CA, 2x CA	AVX10X825 AVX10X850 AVX13X950
1.8 TD	01/86-06/90	VM82A	54	1779		PS ALT	AVX10X1150 AVX10X1150
<b>33 (907A)</b>							
1.4 i.e. (907.A3A, 907.A3B)	06/91-09/94	AR30753, AR30755	65	1351	CT581 CT581K1	PS ALT ALT, FOR ALT: 55A ALT CA, 2x CA	AVX10X825 AVX10X850 AVX10X865 AVX10X875
			66		CT581 CT581K1	PS ALT ALT, FOR ALT: 55A ALT CA, 2x CA	AVX10X825 AVX10X850 AVX10X865 AVX10X875
1.5 i.e	01/90-09/94	AR30751	71	1490	CT581 CT581K1	CA, 2x CA	
1.5 i.e. (907A2A)	07/90-08/91	AR30750	74	1490	CT581	CA, 2x	





## ALFA ROMEO

33 (907A)								
						<b>CT581K1</b>	CA	
1.7 16V (907.A1B)	01/90-03/92	AR30746	101	1712		<b>CT782</b>	CA, 2x	
						<b>CT782K1</b>	CA, 2X	
1.7 16V (907.A1C)	01/90-09/94	AR30747	95	1712			PS ALT AC	AVX10X825 AVX10X850 AVX13X950
						<b>CT782</b>	CA, 2x	
						<b>CT782K1</b>	CA, 2X	
	01/90-03/92		97				PS ALT AC	AVX10X825 AVX10X850 AVX13X950
						<b>CT782</b>	CA, 2x	
						<b>CT782K1</b>	CA, 2X	
1.7 16V 4x4 (907.A1G)	01/90-09/94	AR30747	95	1712			PS ALT AC	AVX10X825 AVX10X850 AVX13X950
						<b>CT782</b>	CA, 2x	
						<b>CT782K1</b>	CA, 2X	
			97				PS ALT AC	AVX10X825 AVX10X850 AVX13X950
						<b>CT782</b>	CA, 2x	
						<b>CT782K1</b>	CA, 2X	
1.7 16V 4x4 (907A1F)	01/90-09/94	AR30746	101	1712		<b>CT782</b>	CA, 2x	
						<b>CT782K1</b>	CA, 2X	
1.7 i.e. (907.A1A)	01/90-03/92	AR30736, AR30737	79	1712			PS ALT AC	AVX10X825 AVX10X850 AVX13X950
						<b>CT581</b>	CA, 2x	
						<b>CT581K1</b>	CA	
	04/92-09/94	AR30737A	77				PS ALT AC	AVX10X825 AVX10X850 AVX13X950
						<b>CT581</b>	CA, 2x	
						<b>CT581K1</b>	CA	
1.7 i.e. 4x4	01/90-03/92	AR30736, AR30737	79	1712		<b>CT581</b>	CA, 2x	
						<b>CT581K1</b>	CA	
33 Sportwagon (905A)								
1.5	09/84-12/86	AR30520	66	1490			PS ALT ALT, FOR ALT: 55A ALT	AVX10X825 AVX10X850 AVX10X865 AVX10X875
						<b>CT654</b>	CA, 2X	
						<b>CT654K1</b>	CA	
	12/86-12/89	AR30588	75				PS ALT ALT, FOR ALT: 55A ALT	AVX10X825 AVX10X850 AVX10X865 AVX10X875
						<b>CT581</b>	CA, 01/1988⇒, 2x	
						<b>CT581K1</b>	CA, 01/1988⇒	
						<b>CT654</b>	CA, ⇒12/1987, 2x	
						<b>CT654K1</b>	CA, ⇒12/1987	
		AR30146, AR30508, AR30588	77				PS ALT ALT, FOR ALT: 55A ALT	AVX10X825 AVX10X850 AVX10X865 AVX10X875
						<b>CT581</b>	CA, 01/1988⇒, 2x	
						<b>CT581K1</b>	CA, MTR-CODE: AR30588, 01/1988⇒	
						<b>CT654</b>	CA, ⇒12/1987, 2x	
						<b>CT654K1</b>	CA, ⇒12/1987	
1.5 4x4	12/86-12/89	AR30588	75	1490			PS ALT ALT, FOR ALT: 55A ALT	AVX10X825 AVX10X850 AVX10X865 AVX10X875
						<b>CT581</b>	CA, 01/1988⇒, 2x	
						<b>CT581K1</b>	CA, 01/1988⇒	
						<b>CT654</b>	CA, ⇒12/1987, 2x	
						<b>CT654K1</b>	CA, ⇒12/1987	
1.5 4x4 (905.A2B, 905.A2C)	09/84-12/86	AR30520	66	1490			PS ALT ALT, FOR ALT: 55A ALT	AVX10X825 AVX10X850 AVX10X865 AVX10X875
						<b>CT654</b>	CA, 2X	
						<b>CT654K1</b>	CA	
1.5 4x4 (905.A2U)	12/86-03/89	AR30146, AR30508, AR30588	77	1490			PS ALT ALT, FOR ALT: 55A ALT	AVX10X825 AVX10X850 AVX10X865 AVX10X875

**ALFA ROMEO**




## ALFA ROMEO

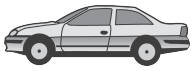
### 33 Sportwagon (905A)

					CT581 CT581K1 CT654 CT654K1	CA, 01/1988⇒, 2x CA, MTR-CODE: AR30588, 01/1988⇒ CA, ⇒12/1987, 2x CA, ⇒12/1987	
1.7	03/88-12/89	AR30550	87	1712	CT581 CT581K1	CA, 2x CA	
1.7 i.e.	09/88-12/89	AR30558	77	1712	CT581 CT581K1	PS ALT AC CA, 2x CA	AVX10X825 AVX10X850 AVX13X950
1.7 i.e. 4x4	09/88-12/89	AR30558, AR30737	77	1712	CT581 CT581K1	PS ALT AC CA, 2x CA	AVX10X825 AVX10X850 AVX13X950

### 33 Sportwagon (907B)

1.4 i.e.	06/91-09/94	AR30755	65	1351	CT581 CT581K1	PS ALT, FOR ALT: 55A ALT CA, 2x CA	AVX10X825 AVX10X865 AVX10X875
			66		CT581 CT581K1	PS ALT, FOR ALT: 55A ALT CA, 2x CA	AVX10X825 AVX10X865 AVX10X875
1.4 i.e. 4x4	06/91-09/94	AR30587, AR30755	66	1351	CT581 CT581K1	CA, 2x CA, MTR-CODE: AR30755	
1.5 i.e.	01/90-09/94	AR30751	71	1490	CT581 CT581K1	CA, 2x CA	
1.7 16V	01/90-03/92	AR30746	101	1712	CT782 CT782K1	CA, 2x CA, 2X	
1.7 16V (907.B1G)	01/90-09/94	AR30747	97	1712	CT782 CT782K1	PS ALT AC CA, 2x CA, 2X	AVX10X825 AVX10X850 AVX13X950
			95		CT782 CT782K1	PS ALT AC CA, 2x CA, 2X	AVX10X825 AVX10X850 AVX13X950
1.7 16V 4x4 (907.B1H)	01/90-03/92	AR30747	97	1712	CT782 CT782K1	PS ALT AC CA, 2x CA, 2X	AVX10X825 AVX10X850 AVX13X950
	01/90-09/94		95		CT782 CT782K1	PS ALT AC CA, 2x CA, 2X	AVX10X825 AVX10X850 AVX13X950
1.7 i.e. (907.B1A)	01/90-03/92	AR30736, AR30737	79	1712	CT581 CT581K1	PS ALT AC CA, 2x CA	AVX10X825 AVX10X850 AVX13X950
	04/92-09/94	AR30737	77		CT581 CT581K1	PS ALT AC CA, 2x CA	AVX10X825 AVX10X850 AVX13X950
1.7 i.e. 4x4 (907.B1E)	01/90-03/92	AR30736, AR30737	79	1712	CT581 CT581K1	PS ALT AC CA, 2x CA	AVX10X825 AVX10X850 AVX13X950
<b>6 (119)</b>							
2.0	07/81-12/86	AR01932	99	1997	CT575	ALT CA	AVX10X925
2.5 i.e.	04/79-06/84	AR01928	116	2492	CT575	ALT PS CA	AVX10X838 AVX10X875
2.5 i.e. (119.AA, 119.AB)	10/83-12/86	AR01928	110	2492	CT575	ALT PS CA	AVX10X838 AVX10X875





## ALFA ROMEO

**6 (119)**

↔ 1.6	05/85-09/89	AR61101	76	1570		ALT PS AC	AVX10X825 AVX13X1100 AVX13X850
1.6 (162.B2B, 162.B2C)	05/85-09/89	AR06100	81	1567		ALT PS AC	AVX10X825 AVX13X1100 AVX13X850
1.6 (162.B2B, 162.B2C) KAT	05/89-02/92	AR61101	81	1567		ALT PS AC	AVX10X825 AVX13X1100 AVX13X850
1.8 (162.B1A, 162.B1B)	09/85-06/89	AR06202	85	1779		ALT PS AC	AVX10X825 AVX13X1100 AVX13X850
1.8 (162.B1H)	08/89-02/92	AR61201	90	1779		ALT PS AC	AVX10X825 AVX13X1100 AVX13X850
1.8 (162.B1L, 162.B1F)	09/88-02/92	AR06168, AR61102	88	1779		ALT PS AC	AVX10X825 AVX13X1100 AVX13X850
1.8 Turbo (162.B1C, 162. B1D, 162.B1G)	09/86-02/92	AR06134	110	1779		ALT PS AC	AVX10X825 AVX13X1100 AVX13X850
1.8 Turbo i.e. (162.B1E)	02/86-01/90	AR06158	114	1779		ALT PS AC	AVX10X825 AVX13X1100 AVX13X850
2.0 (162.BA)	05/85-10/88	AR06212	94	1962		ALT PS AC	AVX10X825 AVX13X1100 AVX13X850
2.0 T.S (162.B4A) KAT	05/85-02/92	AR06224	109	1962		ALT PS AC	AVX10X825 AVX13X1100 AVX13X850
2.0 T.S. (162.4CB, 162. B4, 162.B4A)	01/87-02/92	AR06166, AR06224	107	1962		ALT PS AC	AVX10X825 AVX13X1100 AVX13X850
2.0 T.S. (162.B4A)	01/87-12/88	AR06224	109	1962		ALT PS AC	AVX10X825 AVX13X1100 AVX13X850
2.0 TD (162.BD, 162.BG)	05/85-09/92	VM80A	70	1995		ALT PS	AVX10X1100 AVX10X650
2.5 V6 (162.B3)	05/85-08/86	AR01646, AR01911	115	2492		ALT PS AC CA	AVX10X838 AVX10X990 AVX13X925
3.0 V6 (162.B6A)	01/87-12/90	AR06120	136	2959	CT575	ALT PS AC CA	AVX10X838 AVX10X990 AVX13X925
3.0 V6 (162.B6A) KAT	01/87-02/92	AR06124	136	2959	CT575	ALT PS AC CA	AVX10X838 AVX10X990 AVX13X925
3.0 V6 (162.B6C)	02/90-02/92	AR61503	141	2959	CT575	ALT PS AC CA	AVX10X838 AVX10X990 AVX13X925

**90 (162)**

1.8	10/84-07/87	AR06202	89	1779		ALT PS AC	AVX10X825 AVX13X1125 AVX13X850
1.8 (162.A1A)	10/84-07/87	AR06202	85	1779		ALT PS AC	AVX10X825 AVX13X1125 AVX13X850
2.0 i.e.	10/84-07/87	AR06210	97	1997		ALT PS AC	AVX10X825 AVX13X1125 AVX13X850
2.0 i.e. (162.A2A, 162. A2E)	10/84-07/87	AR01713, AR06212	94	1962		ALT PS AC	AVX10X825 AVX13X1125 AVX13X850
2.4 TD (162.B5)	10/84-07/87	VM81A	81	2393		ALT PS	AVX10X1100 AVX10X650
2.5 i.e. V6 (162.A, 162. AA)	10/84-07/87	AR01646, AR01911	110	2492		ALT PS AC CA	AVX10X838 AVX10X990 AVX13X925

**ALFASUD (901)**

1.2 (901.D0, 901.D1)	06/72-09/84	AR30102	46	1186		ALT, 2X ALT CA, 2X CA	AVX10X875 AVX10X888
----------------------	-------------	---------	----	------	--	--------------------------------	------------------------





## ALFA ROMEO

### ALFASUD (901)

↔ 1.2 (901.D5)	03/80-09/84	AR30102S	44	1186	CT654 CT654K1	ALT, 2X ALT CA, 2X CA	AVX10X875 AVX10X888
1.2 ti	11/73-09/84	AR30104	50	1186	CT654 CT654K1	ALT, 2X ALT CA, 2X CA	AVX10X875 AVX10X888
1.3 (901.F0)	01/78-02/80	AR30180	50	1286	CT654 CT654K1	ALT, 2X ALT CA, 2X CA	AVX10X875 AVX10X888
1.3 SC/ti Super	09/77-09/84	AR30164	55	1351	CT654 CT654K1	ALT, 2X ALT CA, 2X CA	AVX10X875 AVX10X888
1.3 Super (901.F2)	01/79-09/84	AR30160	51	1351	CT654 CT654K1	ALT, 2X ALT CA, 2X CA	AVX10X875 AVX10X888
1.3 ti (901.G0)	09/77-09/84	AR30184	55	1286	CT654 CT654K1	ALT, 2X ALT CA, 2X CA	AVX10X875 AVX10X888
1.3 ti (901.G4)	03/80-12/84	AR30168	63	1351	CT654 CT654K1	ALT, 2X ALT CA, 2X CA	AVX10X875 AVX10X888
1.5 ti	03/80-12/84	AR30128	70	1490	CT654 CT654K1	ALT, 2X ALT CA, 2X CA	AVX10X875 AVX10X888
1.5 ti (901.F1, 901.F4, 901.G1)	01/79-09/84	AR30124	61	1490	CT654 CT654K1	ALT, 2X ALT CA, 2X CA	AVX10X875 AVX10X888
1.5 ti Sprint	01/83-12/84	AR30146	77	1490	CT654 CT654K1	ALT ALT, OE-NO 107037 ALT, OE-NO 101947 CA, 2X CA	AVX10X850 AVX10X875 AVX10X888

### ALFASUD Giardinetta (904)

1.2	01/78-12/81	AR30102	46	1186	CT654 CT654K1	ALT, 2X ALT CA, 2X CA	AVX10X875 AVX10X888
1.3	03/80-12/81	AR30160	51	1351	CT654 CT654K1	ALT, 2X ALT CA, 2X CA	AVX10X875 AVX10X888

### ALFASUD Sprint (902.A)

1.3 (902.A0)	09/76-12/81	AR30184	55	1286	CT654 CT654K1	ALT, 2X ALT CA, 2X CA	AVX10X875 AVX10X888
1.4	05/78-02/80	AR30164	55	1351	CT654 CT654K1	ALT, 2X ALT CA, 2X CA	AVX10X875 AVX10X888
	07/79-12/89	AR30168	63		CT654 CT654K1	ALT, 2X ALT CA, 2X CA	AVX10X875 AVX10X888
1.5	01/83-12/87	AR30146	77	1490	CT654 CT654K1	ALT ALT, OE-NO 107037 ALT, OE-NO 101947 CA, 2X CA	AVX10X850 AVX10X875 AVX10X888
1.5 (902.A1)	05/78-12/81	AR30124	61	1490	CT654	ALT, 2X ALT CA, 2X	AVX10X875 AVX10X888
1.5 (902.A5)	07/79-01/87	AR30128	70	1490	CT654 CT654K1	ALT, 2X ALT CA, 2X CA	AVX10X875 AVX10X888
1.7 i.e.	10/87-12/89	AR30558	77	1712		PS ALT AC	AVX10X825 AVX10X850 AVX13X950





<b>ALFA ROMEO</b>							
<b>ALFASUD Sprint (902.A)</b>							
						<b>CT581</b> CA, 01/1988⇒, 2x <b>CT581K1</b> CA, 01/1988⇒ <b>CT654</b> CA, 2X, ⇒12/1987 <b>CT654K1</b> CA, ⇒12/1987	
<b>ALFETTA (116)</b>							
1.6 (116.B1A)	01/75-12/84	AR01600	79	1570		ALT AC	AVX10X825 AVX13X1250
1.8	07/74-12/77	AR01608X	85	1779		ALT AC	AVX10X825 AVX13X1250
	10/79-12/84	AR01608	89			ALT AC	AVX10X825 AVX13X1250
1.8 (116.B2)	10/79-12/84	AR01678	90	1779		ALT AC	AVX10X825 AVX13X1250
2.0 (116.55F, 116.56F, 116.55N, 116.56N)	07/78-12/84	AR01655, AR01713, AR10520	97	1962		ALT AC	AVX10X825 AVX13X1250
2.0 (116.55G, 116.56G)	03/77-02/80	AR01623	89	1962		ALT AC	AVX10X825 AVX13X1250
2.0 TD (116.BA)	10/79-03/83	VM4HT/2	60	1995		ALT	AVX10X1025
2.4 TD (116.B3)	04/83-12/84	VM4HT2.4	70	2393		ALT	AVX10X1100
<b>ALFETTA GT (116)</b>							
1.6	01/76-09/82	AR01600	79	1570		ALT AC	AVX10X825 AVX13X1250
1.8	01/74-12/76	AR01608X	85	1779		ALT AC	AVX10X825 AVX13X1250
		AR01608	89			ALT AC	AVX10X825 AVX13X1250
2.0	07/78-01/86	AR01623	89	1962		ALT AC	AVX10X825 AVX13X1250
<b>ARNA (920)</b>							
1.2 (920.AA)	01/85-12/86	AR31000	44	1186		ALT CA, 2X CA	AVX10X875
1.2 (920.AB, 920.AC)	01/85-12/86	AR30500	50	1186		ALT CA, 2X CA	AVX10X875
1.3 TI (920.A1B)	03/83-12/86	AR30168, AR31010	63	1351		ALT CA, 2X CA	AVX10X875
<b>BRERA</b>							
1.8 Tbi	05/09-	939B1.000	147	1742		ALT	6PK1750
2.0 JTDM	05/09-	939B3.000	125	1956		ALT ALT, (Denso), FOR ALT: 100A, OE-NO 51854901, FOR ALT: 120A, OE-NO 51854902	6PK1725 AP9054
						CA	VD1065
	03/08-	844A2.000	120			ALT, (Denso), FOR ALT: 100A, OE-NO 51854901, FOR ALT: 120A, OE-NO 51854902	AP9054
2.2 JTS	01/06-	939A5.000	136	2198		ALT	5PK1070
2.4 JTDM 20V	01/06-	939A3.000	147	2387		PS, AC	6PK1580 VD1064
						CA CA	
	05/07-	939A9.000	154			ALT AC, (PS)	5PK595 ELAST 6PK1580 VD1064
						CA CA	
3.2 JTS	03/08-	939A.000	191	3195		ALT	6PK2145
3.2 JTS Q4	01/06-	939A.000	191	3195		ALT	6PK2145
<b>GIULIA</b>							
1300 Super (115)	01/74-12/78	AR00530	64	1290		ALT, FAN	AVX10X813
1300 TI (105,39)	04/69-07/75		62	1290		ALT	AVX10X813
1600 Super (105,14)	06/64-08/69	AR00526	71	1570		ALT	AVX10X813
1600 Super (115)	01/74-12/78	AR00526	76	1570		ALT	AVX10X813
<b>GIULIETTA (116)</b>							
1.3 (116.44A)	10/77-06/83	AR01644	66	1357		ALT AC	AVX10X825 AVX13X1250
1.6 (116.50B)	10/77-04/85	AR01600	79	1570		ALT AC	AVX10X825 AVX13X1250
						ALT AC	AVX10X825 AVX13X1250
1.8 (116.AA, 116.AB)	04/79-04/85	AR01678	90	1779		ALT AC	AVX10X825 AVX13X1250
1.8 Turbo	01/84-12/85	AR01354	110	1779		ALT AC	AVX10X825 AVX13X1250
						ALT	AVX10X825
2.0 (116.A1A)	06/80-04/85	AR01655,	96	1962		ALT	AVX10X825

**ALFA ROMEO**




## ALFA ROMEO

### GIULIETTA (116)

2.0 TD	01/83-12/85	AR11671 VM4HT	61	1995		AC	AVX13X1250
2.0 Turbo	07/83-06/84	AR01699	125	1962		ALT	AVX10X1025 AVX10X825 AVX13X1250

### GIULIETTA (940)

1.6 JTDM	04/10-	940A3.000	77	1598		ALT, HOT COUNTRIES ALT, COLD COUNTRIES	6PK1374 6PK1400 VD1065
					CT1155 CT1155K1 CT1155WP1	CA CA CA	
1.8 Tbi	04/10-	940A1.000	173	1742		CT1157	CA
2.0 JTDM	04/10-	940A4.000	125	1956		ALT OE-NO 71747797	6PK1400 VD1065

### GT

1300 Junior (105)	01/66-12/77	AR00530	64	1290		ALT	AVX10X735
1600 (105)	03/63-12/66	AR00526S	75	1570		ALT	AVX10X825
	01/66-12/68	AR00536	80			ALT	AVX10X825
1600 (115)	09/72-12/77	AR00526S	76	1570		ALT	AVX10X825
	06/71-12/77	AR00536	80			ALT	AVX10X825
A 1600 (105)	01/65-12/70	AR10538	83	1570		ALT	AVX10X825
V 1750 (105)	01/67-12/72	AR00548	83	1779		ALT	AVX10X850
V 2000 (105)	01/71-12/77	AR10527	96	1962		AC	AVX10X1250
						ALT	AVX10X825

### GT (937)

1.8 TS	11/03-09/10	AR32205	103	1747		ALT, (-AC) ALT, (AC)	6PK1033 6PK1845
					CT947 CT947K2	CA CA	
1.9 JTD	11/03-09/10	937A5.000	110	1910		ALT, AC ONLY WITH VD1065 ALT, (Denso), FOR ALT: 105A, OE-NO 46782213, FOR ALT: 120A, OE-NO 60816954	6PK1836 MS29 AP9017  VD1065
					CT1076 CT1076K1 CT1105 CT1105K1 CT1105WP1	CA, MTR-CODE: 937 A5.000, Euro3 CA, MTR-CODE: 937 A5.000, Euro3 CA, Euro4 CA, Euro4 CA, Euro4	
	05/08-09/10	937A6.000	125			ALT, (Denso), FOR ALT: 105A, OE-NO 46782213, FOR ALT: 120A, OE-NO 60816954	AP9017
2.0 JTS	11/03-09/10	937A1.000, 932A2.000	121	1970		ALT, (-AC) ALT, (AC)	6PK1060 6PK1965
					CT877 CT877K2 CT877WP2 CT970 CT970K1	CA CA CA BS BS	
3.2 GTA	11/03-09/10	936A.000	176	3179		ALT, WP, PS, AC	6PK1990
					CT1119 CT1119K1	CA CA	

### GTV (116)

2.0	07/78-01/86	AR01655, AR06212	96	1962		ALT AC	AVX10X825 AVX13X1250
2.0 (116.36 E)	01/85-12/85	AR06212	94	1962		ALT AC	AVX10X825 AVX13X1250
6 2.5 (116.CA)	11/80-02/87	AR01646	116	2492		ALT	AVX10X850
					CT575	CA	

### GTV (916C\_)

1.8 16V (916C3)	05/98-10/05	AR32201	106	1747		ALT, (-AC) ALT, (AC)	6PK1045 6PK1856
					CT877 CT877K1 CT877WP1	CA, WP CA, WP CA, WP	
2.0 JTS	04/03-10/05	937A1.000	121	1970		ALT, PS, AC	6PK1965
					CT877 CT877K2 CT877WP2 CT970 CT970K1	CA CA CA BS BS	
2.0 T.SPARK 16V (916. C2_, 916C2C00)	06/95-10/05	AR16201, AR32310	110	1970		ALT, PS, (-AC) ALT, PS, AC	7PK1080 7PK1950
					CT877 CT877K1 CT877WP1 CT970	CA CA CA BS, MTR-NO 0134319⇒	





<b>ALFA ROMEO</b>							
<b>GTV (916C_)</b>							
					<b>CT970K1</b>	BS, MTR-NO 0134319⇒, ⇒MTR-NO 2417143	
					<b>CT971</b>	BS, ⇒MTR-NO 0134318	
2.0 T.SPARK 16V (916C2C)	05/98-08/00	AR32301	114	1970		ALT, (-AC), OE-NO 60676136 ALT, (-AC), OE-NO 60662969 ALT, (AC), OE-NO 60653030 ALT, (AC), OE-NO 60630741 ALT, (-AC), OE-NO 60617858 ALT, (AC), OE-NO 60652358	6PK1060 6PK1080 6PK1965 6PK1973 7PK1080 7PK1980
					<b>CT877</b> <b>CT877K1</b> <b>CT877WP1</b> <b>CT970</b> <b>CT970K1</b>	CA CA CA BS BS	
2.0 V6 Turbo (916.C2A)	06/95-09/98	AR16202	148	1996		PS ALT AC CA	4PK673 5PK1010 6PK976
					<b>CT819</b>	CA	
3.0 V6 24V (916.C1)	10/96-10/00	AR16102	162	2959		ALT, PS, AC CA CA	6PK1990
					<b>CT1119</b> <b>CT1119K1</b>	CA CA	
3.0 V6 24V (916.C1B_)	10/00-10/05	AR16105	160	2959		ALT, PS, AC CA CA	6PK1990
					<b>CT1119</b> <b>CT1119K1</b>	CA CA	
3.2 V6 24V	04/03-10/05	936A6.000	176	3179		ALT, PS, AC CA CA	6PK1990
					<b>CT1119</b> <b>CT1119K1</b>	CA CA	
<b>MITO (955)</b>							
1.4	09/08-	199A6.000	70	1368		ALT, (-AC) ALT, (AC) CA CA	4PK665 5PK1150
					<b>CT1049</b> <b>CT1049K1</b> <b>CT1049WP1</b>	CA CA CA	
		955A1.000	58			ALT, (-AC) ALT, (AC) CA CA	4PK665 5PK1150
					<b>CT1049</b> <b>CT1049K1</b> <b>CT1049WP1</b>	CA CA CA	
1.4 TB	09/08-	199A8.000	114	1368		ALT, (-AC) ALT, (AC) CA CA	4PK665 5PK1150
					<b>CT1049</b> <b>CT1049K1</b> <b>CT1049WP1</b>	CA CA CA	
1.6 JTDM	09/08-	198A2.000, 955A3.000	88	1598		ALT, (-AC) ALT, (AC) ALT, (Denso), FOR ALT: 100A, OE-NO 51764265, 51854901, FOR ALT: 120A, OE-NO 51793678, 51854902	6PK1038 6PK1374 AP9054
					<b>CT1155</b> <b>CT1155K1</b> <b>CT1155WP1</b>	CA CA CA	VD1065
		955A4.000	85			ALT, (-AC) ALT, (AC) ALT, (Denso), FOR ALT: 100A, OE-NO 51764265, 51854901, FOR ALT: 120A, OE-NO 51793678, 51854902	6PK1038 6PK1374 AP9054
					<b>CT1155</b> <b>CT1155K1</b> <b>CT1155WP1</b>	CA CA CA	
<b>MONTREAL</b>							
2.6 (105,64)	12/72-03/79	AR10832	143	2593		ALT PS	AVX10X775 AVX10X990
<b>SPIDER (105)</b>							
1300	01/68-12/77	AR00530	64	1290		ALT, WP, FAN	AVX10X813
1600	03/66-12/68	AR00526, AR00536, AR01600	80	1570		ALT, WP, FAN	AVX10X825
1750	01/67-12/71	AR00548	83	1779		ALT	AVX10X850
2000	01/71-12/77	AR00512	96	1962		ALT	AVX10X813
					<b>CT685</b>	CA	
<b>SPIDER (115)</b>							
1600	03/76-12/90	AR00526	76	1570		ALT, WP, FAN	AVX10X825
	03/71-12/79	AR00536	80			ALT, WP, FAN	AVX10X825
	01/90-12/93	AR01563	79			ALT, WP, FAN	AVX10X825
2000	08/86-12/90	AR01544	85	1962		PS ALT	5PK950 AVX10X825
		AR00515	92			PS	5PK950

**ALFA ROMEO**






## ALFA ROMEO

### SPIDER (115)

						ALT	AVX10X825
	01/90-12/93	AR01588	88			PS	5PK950
2000 Veloce	01/77-12/93	AR00515, AR01590	93	1962		ALT	AVX10X825
						PS	5PK950
						ALT	AVX10X825

### SPIDER (916S\_)

1.8 16V (916S3)	05/98-04/05	AR32201	106	1747		ALT, (-AC) ALT, (AC) CA CA CA	6PK1045 6PK1856
2.0 JTS	04/03-04/05	937A1.000	121	1970	CT877 CT877K1 CT877WP1	ALT, PS, AC CA CA CA CA	6PK1965
2.0 T.SPARK 16V (916S2B)	05/98-08/00	AR32301	114	1970	CT877 CT877K2 CT877WP2 CT970 CT970K1	ALT, (-AC), MTR-NO 1385144⇒ ALT, (AC), MTR-NO 1385144⇒ ALT, (-AC), ⇒MTR-NO 1385143 ALT, (AC), ⇒MTR-NO 1385143	6PK1080 6PK1973 7PK1080 7PK1980
2.0 T.SPARK 16V (916S2C00)	06/95-04/05	AR16201, AR32310	110	1970	CT877 CT877K1 CT877WP1 CT970 CT970K1 CT971	ALT, (-AC), MTR-NO 1385144⇒ ALT, (AC), MTR-NO 1385144⇒ ALT, (-AC), ⇒MTR-NO 1385143 ALT, (AC), ⇒MTR-NO 1385143 BS, MTR-NO 0134319⇒ BS, MTR-NO 0134319⇒ BS, ⇒MTR-NO 0134318	6PK1080 6PK1973 7PK1080 7PK1980
3.0 V6 (916S1)	06/95-04/05	AR16101	141	2959		PS, (AC) ALT PS AC CA	4PK673 5PK1010 5PK875 6PK976
3.0 V6 (916S1B00)	10/00-04/05	AR16105	160	2959	CT819	ALT, PS, AC CA	6PK1990
3.0 V6 24V	01/99-10/00	AR16102	162	2959	CT1119 CT1119K1	ALT, PS, AC CA	6PK1990
3.2 V6 24V	04/03-04/05	936A6.000	176	3179	CT1119 CT1119K1	ALT, PS, AC CA CA	6PK1990

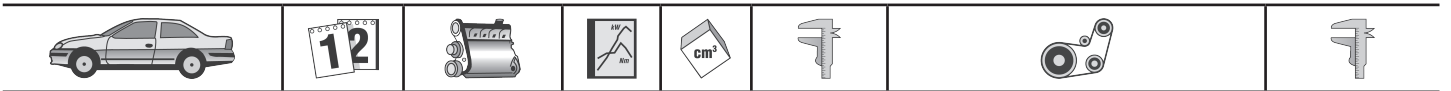
### SPIDER (939)

1.8 Tbi	05/09-	939B1.000	147	1742	CT1157	ALT CA	6PK1750
2.0 JTDM	05/09-	939B3.000	125	1956		ALT ALT, (Denso), FOR ALT: 100A, OE-NO 51854901, FOR ALT: 120A, OE-NO 51854902	6PK1725 AP9054
	04/09-	844A2.000	120		CT1105	CA ALT, (Denso), FOR ALT: 100A, OE-NO 51854901, FOR ALT: 120A, OE-NO 51854902	VD1065 AP9054
2.2 JTS	09/06-	939A5.000	136	2198		ALT	5PK1070
2.4 JTDM	04/07-	939A3.000	147	2387		ALT PS	5PK595 ELAST 6PK1580 VD1064
	03/08-		154		CT1105 CT1105K2	CA CA ALT PS	5PK595 ELAST 6PK1580 VD1064
3.2 JTS	03/08-	939A.000	191	3195		CA CA	
3.2 JTS Q4	09/06-	939A.000	191	3195		ALT	6PK2145

### SZ

3.0 V6 Zagato	09/88-08/94	AR61501	152	2959		PS, (AC) ALT PS	4PK673 5PK1015 5PK875
---------------	-------------	---------	-----	------	--	-----------------------	-----------------------------





**ALFA ROMEO**

<b>SZ</b>						<b>CT819</b>	AC CA	<b>6PK976</b>
-----------	--	--	--	--	--	--------------	----------	---------------

**ALPINE**

<b>1600</b>	1.6 SC-SI	01/73-12/75		93	1605		ALT	<b>AVX10X850</b>
<b>A110</b>	1100 (L)	01/68-12/70		70	1108		ALT	<b>AVX10X925</b>
<b>A310</b>	1.6	01/71-12/77		93	1605		ALT, 01/1972⇒ WP, 01/1972⇒	<b>AVX10X675</b> <b>AVX10X725</b>
	1.6 Injection	01/76-12/77		94	1605		ALT, 01/1972⇒ WP, 01/1972⇒	<b>AVX10X675</b> <b>AVX10X725</b>
	1.7	01/71-12/77		70	1647		ALT, 01/1972⇒ WP, 01/1972⇒	<b>AVX10X675</b> <b>AVX10X725</b>
	2.7 V6	01/76-12/84		110	2664		ALT	<b>AVX10X1250</b>
<b>A610</b>	3.0 TURBO	01/91-04/95		184	2975		ALT, ⇒08/1994	<b>5PK1720</b>
<b>BERLINETTE</b>	1300	01/76-12/77		50	1289		ALT	<b>AVX10X1225</b>
	1600 SX	01/76-12/77		70	1647		WP ALT	<b>AVX10X725</b> <b>AVX10X850</b>
<b>V6</b>	2.5 TURBO	01/85-12/90	Z7U-734	136	2458		ALT ALT, PS, AC	<b>5PK1450</b> <b>5PK1815</b>
		01/88-12/90	Z7U	147			ALT ALT, PS, AC	<b>5PK1450</b> <b>5PK1815</b>
	2.9 GT	01/85-12/90	Z6W	116	2850		ALT AC	<b>5PK1325</b> <b>AVX13X925</b>

**ARO**

<b>SPARTANA</b>	1.2	01/99-10/06	C3G702	40	1239		ALT, AC AC ALT	<b>4PK1165</b> <b>5PK900</b> <b>AVX10X1150</b>
-----------------	-----	-------------	--------	----	------	--	----------------------	--

**AUDI**

<b>100 (43, C2)</b>	1.6	08/76-07/82	YV	63	1588		PS ALT CA CA	<b>AVX10X800</b> <b>AVX10X950</b>
						<b>CT637</b> <b>CT637K1</b>		
	1.9	08/80-07/82	WH	74	1921		ALT PS, ⇒CH-NO 43-B-025 665 AC PS, CH-NO 43-B-025 666⇒ CA, CH-NO 44-E-000 001⇒ CA, CH-NO 44-E-000 001⇒ CA, CH-NO 44-E-000 001⇒ CA, ⇒CH-NO 44-D-200 000	<b>AVX10X800</b> <b>AVX13X1000</b> <b>AVX13X910</b> <b>AVX13X990</b>
						<b>CT539</b> <b>CT539K1</b> <b>CT539WP1</b> <b>CT635</b>		
	2.0	06/76-08/78	WA	85	1984		PS ALT PS, OE-NO 035 145 271 F AC PS, OE-NO 035 260 849 C	<b>AVX10X800</b> <b>AVX10X910</b> <b>AVX13X1000</b> <b>AVX13X910</b> <b>AVX13X990</b>
						<b>CT637</b> <b>CT637K1</b>	CA CA	
	2.0 D	08/78-07/82	CN	51	1986		VACP ALT (LC) PS, CH-NO 43-B-025 666⇒ PS, ⇒CH-NO 43-B-025 665 AC	<b>AVX10X600</b> <b>AVX10X813</b> <b>AVX13X1000</b> <b>AVX13X1030</b> <b>AVX13X1050</b> <b>AVX13X910</b>
						<b>CT641</b> <b>CT704</b> <b>CT704K1</b> <b>CT704WP1</b>	INJP CA CA CA	
	2.1	10/77-07/82	WB, WE	85	2144		ALT PS, ⇒CH-NO 43-B-025 665 AC PS, CH-NO 43-B-025 666⇒ CA, ⇒CH-NO 44-D-200 000	<b>AVX10X800</b> <b>AVX13X1000</b> <b>AVX13X910</b> <b>AVX13X990</b>
						<b>CT635</b>		
		03/77-07/82	WC, WG	100			ALT PS, ⇒CH-NO 43-B-025 665 AC PS, CH-NO 43-B-025 666⇒	<b>AVX10X800</b> <b>AVX13X1000</b> <b>AVX13X910</b> <b>AVX13X990</b>



AUDI


**AUDI**
**AUDI**

100 (43, C2)

 100 (44, 44Q, C3)  
 1.8

02/86-07/88

SH

65

1781

**CT635**

CA, ⇒CH-NO 44-D-200 000

 2.FAN  
 PS  
 ALT  
 AC, CH-NO 44-G-053 401⇒  
 AC, ⇒CH-NO 44-G-053 400

**2PJ838**  
 AVX10X730  
 AVX10X950  
 AVX13X800  
 AVX13X915

**CT637**  
**CT637K1**

 2.FAN  
 PS  
 ALT  
 AC, CH-NO 44-G-053 401⇒  
 AC, ⇒CH-NO 44-G-053 400

**2PJ838**  
 AVX10X730  
 AVX10X950  
 AVX13X800  
 AVX13X915

**CT637**  
**CT637K1**

 2.FAN  
 PS  
 ALT  
 AC, CH-NO 44-G-053 401⇒  
 AC, ⇒CH-NO 44-G-053 400

**2PJ838**  
 AVX10X730  
 AVX10X950  
 AVX13X800  
 AVX13X915

**CT637**  
**CT637K1**

 2.FAN  
 PS  
 ALT  
 AC, CH-NO 44-G-053 401⇒  
 AC, ⇒CH-NO 44-G-053 400

**2PJ838**  
 AVX10X730  
 AVX10X950  
 AVX13X800  
 AVX13X915

**CT637**  
**CT637K1**

 2.FAN  
 PS  
 ALT  
 AC, CH-NO 44-G-053 401⇒  
 AC, ⇒CH-NO 44-G-053 400

**2PJ838**  
 AVX10X730  
 AVX10X950  
 AVX13X800  
 AVX13X915

**CT637**  
**CT637K1**

 2.FAN  
 PS  
 ALT  
 AC, CH-NO 44-G-053 401⇒  
 AC, ⇒CH-NO 44-G-053 400

**2PJ838**  
 AVX10X730  
 AVX10X950  
 AVX13X800  
 AVX13X915

**CT637**  
**CT637K1**

 2.FAN  
 PS  
 ALT  
 AC, CH-NO 44-G-053 401⇒  
 AC, ⇒CH-NO 44-G-053 400

**2PJ838**  
 AVX10X730  
 AVX10X950  
 AVX13X800  
 AVX13X915

**CT637**  
**CT637K1**

 ALT  
 AC  
 PS, (-AC)  
 PS, (AC)

**11,5X790Ld**  
 AVX13X910  
 AVX13X960  
 AVX13X990

**CT539**  
**CT539K1**

 ALT, ⇒CH-NO 44-F-300 000  
 ALT, CH-NO 44-G-000 001⇒  
 AC  
 PS, (-AC)  
 PS, (AC)

**AVX10X800**  
**AVX10X818**  
**AVX13X915**  
**AVX13X960**  
**AVX13X990**
**CT660**  
**CT660K1**  
**CT660WP1**

 ALT, ⇒CH-NO 44-F-300 000  
 ALT, CH-NO 44-G-000 001⇒  
 AC  
 PS, (-AC)  
 PS, (AC)

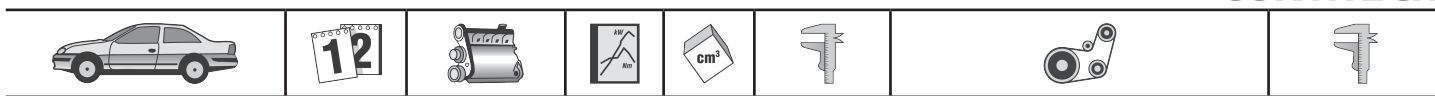
**AVX10X800**  
**AVX10X818**  
**AVX13X915**  
**AVX13X960**  
**AVX13X990**
**CT660**  
**CT660K1**  
**CT660WP1**

 ALT, OE-NO 076 903 137  
 ALT, OE-NO 074 903 137  
 AC  
 PS

**AVX10X813**  
**AVX10X838**  
**AVX13X915**  
**AVX13X990**
**CT641**

INJP





# AUDI

100 (44, 44Q, C3)							
					CT704 CT704K1 CT704WP1	CA CA CA	
2.0 D Turbo	08/82-02/88	DE	64	1986		ALT AC PS	11,5X790Ld AVX13X915 AVX13X990
					CT641 CT704 CT704K1 CT704WP1	INJP CA CA CA	
	03/88-11/90	NC	74			ALT AC PS	11,5X790Ld AVX13X915 AVX13X990
					CT641 CT704 CT704K1 CT704WP1	INJP CA CA CA	
2.0 KAT	01/88-11/90	RT	85	1994		ALT, ⇨CH-NO 44-F-300 000 ALT, CH-NO 44-G-000 001⇨ AC PS, (-AC) PS, (AC)	AVX10X800 AVX10X818 AVX13X915 AVX13X960 AVX13X990
					CT539 CT539K1 CT539WP1 CT660 CT660K1 CT660WP1	CA, CH-NO 44-J-246 282⇨ CA, CH-NO 44-J-246 282⇨ CA, CH-NO 44-J-246 282⇨ CA, ⇨CH-NO 44-J-246 281 CA, ⇨CH-NO 44-J-246 281 CA, ⇨CH-NO 44-J-246 281	
2.1	08/82-07/84	WC	100	2144		ALT, ⇨CH-NO 44-F-300 000 ALT, CH-NO 44-G-000 001⇨ AC PS, (-AC) PS, (AC)	AVX10X800 AVX10X818 AVX13X915 AVX13X960 AVX13X990
					CT660 CT660K1 CT660WP1	CA CA CA	
2.2	10/84-09/86	KZ	85	2226		ALT, ⇨CH-NO 44-F-300 000 ALT, CH-NO 44-G-000 001⇨ AC PS, (-AC) PS, (AC)	AVX10X800 AVX10X818 AVX13X915 AVX13X960 AVX13X990
					CT660 CT660K1 CT660WP1	CA CA CA	
	08/84-12/88	KU	101			ALT, ⇨CH-NO 44-F-300 000 ALT, CH-NO 44-G-000 001⇨ AC PS, (-AC) PS, (AC)	AVX10X800 AVX10X818 AVX13X915 AVX13X960 AVX13X990
					CT539 CT539K1 CT539WP1 CT660 CT660K1 CT660WP1	CA, CH-NO 44-J-246 282⇨ CA, CH-NO 44-J-246 282⇨ CA, CH-NO 44-J-246 282⇨ CA, ⇨CH-NO 44-J-246 281 CA, ⇨CH-NO 44-J-246 281 CA, ⇨CH-NO 44-J-246 281	
	08/82-07/84	WU	79	2144		ALT, ⇨CH-NO 44-F-300 000 ALT, CH-NO 44-G-000 001⇨ AC PS, (-AC) PS, (AC)	AVX10X800 AVX10X818 AVX13X915 AVX13X960 AVX13X990
					CT660 CT660K1 CT660WP1	CA CA CA	
		KF	96			ALT, ⇨CH-NO 44-F-300 000 ALT, CH-NO 44-G-000 001⇨ AC PS, (-AC) PS, (AC)	AVX10X800 AVX10X818 AVX13X915 AVX13X960 AVX13X990
					CT660 CT660K1 CT660WP1	CA CA CA	
2.2 E quattro	08/85-07/86	PX	88	2226		ALT, ⇨CH-NO 44-F-300 000 ALT, CH-NO 44-G-000 001⇨ AC PS, (-AC) PS, (AC)	AVX10X800 AVX10X818 AVX13X915 AVX13X960 AVX13X990
					CT660 CT660K1	CA CA	

**AUDI**



AUDI

**AUDI**

100 (44, 44Q, C3)

2.2 E Turbo quattro	08/86-11/90	MC	121	2226	CT660WP1 CA	ALT, ⇨CH-NO 44-F-300 000 ALT, CH-NO 44-G-000 001⇨ AC PS, (-AC) PS, (AC) CA, CH-NO 44-J-246 282⇨ CA, CH-NO 44-J-246 282⇨ CA, CH-NO 44-J-246 282⇨ CA, ⇨CH-NO 44-J-246 281 CA, ⇨CH-NO 44-J-246 281 CA, ⇨CH-NO 44-J-246 281	AVX10X800 AVX10X818 AVX13X915 AVX13X960 AVX13X990
2.2 KAT	06/89-11/90	HX, KU	101	2226	CT539 CT539K1 CT539WP1 CT660 CT660K1 CT660WP1	ALT, ⇨CH-NO 44-F-300 000 ALT, CH-NO 44-G-000 001⇨ AC PS, (-AC) PS, (AC) CA, CH-NO 44-J-246 282⇨ CA, CH-NO 44-J-246 282⇨ CA, CH-NO 44-J-246 282⇨ CA, ⇨CH-NO 44-J-246 281 CA, ⇨CH-NO 44-J-246 281 CA, ⇨CH-NO 44-J-246 281	AVX10X800 AVX10X818 AVX13X915 AVX13X960 AVX13X990
2.2 quattro	08/84-12/88	KU	101	2226	CT539 CT539K1 CT539WP1 CT660 CT660K1 CT660WP1	ALT, ⇨CH-NO 44-F-300 000 ALT, CH-NO 44-G-000 001⇨ AC PS, (-AC) PS, (AC) CA, CH-NO 44-J-246 282⇨ CA, CH-NO 44-J-246 282⇨ CA, CH-NO 44-J-246 282⇨ CA, ⇨CH-NO 44-J-246 281 CA, ⇨CH-NO 44-J-246 281 CA, ⇨CH-NO 44-J-246 281	AVX10X800 AVX10X818 AVX13X915 AVX13X960 AVX13X990
2.2 quattro KAT	06/89-11/90	HX, KU	101	2226	CT539 CT539K1 CT539WP1 CT660 CT660K1 CT660WP1	ALT, ⇨CH-NO 44-F-300 000 ALT, CH-NO 44-G-000 001⇨ AC PS, (-AC) PS, (AC) CA, CH-NO 44-J-246 282⇨ CA, CH-NO 44-J-246 282⇨ CA, CH-NO 44-J-246 282⇨ CA, ⇨CH-NO 44-J-246 281 CA, ⇨CH-NO 44-J-246 281 CA, ⇨CH-NO 44-J-246 281	AVX10X800 AVX10X818 AVX13X915 AVX13X960 AVX13X990
2.2 Turbo	08/86-11/90	MC	121	2226	CT539 CT539K1 CT539WP1 CT660 CT660K1 CT660WP1	ALT, ⇨CH-NO 44-F-300 000 ALT, CH-NO 44-G-000 001⇨ AC PS, (-AC) PS, (AC) CA, CH-NO 44-J-246 282⇨ CA, CH-NO 44-J-246 282⇨ CA, CH-NO 44-J-246 282⇨ CA, ⇨CH-NO 44-J-246 281 CA, ⇨CH-NO 44-J-246 281 CA, ⇨CH-NO 44-J-246 281	AVX10X800 AVX10X818 AVX13X915 AVX13X960 AVX13X990
2.3 E	10/86-11/90	NF	100	2309	CT539 CT539K1 CT539WP1 CT660 CT660K1 CT660WP1	ALT, ⇨CH-NO 44-F-300 000 ALT, CH-NO 44-G-000 001⇨ AC PS, (-AC) PS, (AC) CA, CH-NO 44-J-246 282⇨ CA, CH-NO 44-J-246 282⇨ CA, CH-NO 44-J-246 282⇨ CA, ⇨CH-NO 44-J-246 281 CA, ⇨CH-NO 44-J-246 281 CA, ⇨CH-NO 44-J-246 281	AVX10X800 AVX10X818 AVX13X915 AVX13X960 AVX13X990
	01/90-11/90	AAR	98		CT926 CT926K1	ALT, (-AC), CH-NO 4A-M-000 001⇨ ALT, (AC), CH-NO 4A-M-000 001⇨ ALT, ⇨CH-NO 44-F-300 000 ALT, CH-NO 44-G-000 001⇨, ⇨CH-NO 4A-M-050 000 AC, ⇨CH-NO 4A-M-050 000 PS, (-AC), ⇨CH-NO 4A-M-050 000 PS, (AC), ⇨CH-NO 4A-M-050 000 CA, MTR-CODE: AAR CA, MTR-CODE: AAR	6PK1293 6PK1693 AVX10X800 AVX10X818 AVX13X915 AVX13X960 AVX13X990
2.3 E quattro	08/86-11/90	NF	100	2309		ALT, ⇨CH-NO 44-F-300 000	AVX10X800





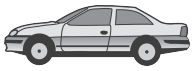
<b>AUDI</b>							
<b>100 (44, 44Q, C3)</b>							
						ALT, CH-NO 44-G-000 001⇒ AC PS, (-AC) PS, (AC) CA, CH-NO 44-J-246 282⇒ CA, CH-NO 44-J-246 282⇒ CA, CH-NO 44-J-246 282⇒ CA, ⇒CH-NO 44-J-246 281 CA, ⇒CH-NO 44-J-246 281 CA, ⇒CH-NO 44-J-246 281	AVX10X818 AVX13X915 AVX13X960 AVX13X990
2.3 quattro	01/90-11/90	AAR	98	2309	<b>CT539</b> <b>CT539K1</b> <b>CT539WP1</b> <b>CT660</b> <b>CT660K1</b> <b>CT660WP1</b>	ALT, (-AC), CH-NO 4A-M-000 001⇒ ALT, (AC), CH-NO 4A-M-000 001⇒ ALT, ⇒CH-NO 44-F-300 000 ALT, CH-NO 44-G-000 001⇒, ⇒CH-NO 4A-M-050 000 AC, ⇒CH-NO 4A-M-050 000 PS, (-AC), ⇒CH-NO 4A-M-050 000 PS, (AC), ⇒CH-NO 4A-M-050 000 CA CA	6PK1293 6PK1693 AVX10X800 AVX10X818 AVX13X915 AVX13X960 AVX13X990
2.4 D	08/89-07/91	3D	60	2370	<b>CT926</b> <b>CT926K1</b>	ALT PS AC INJP CA	AVX10X838 AVX13X1030 AVX13X938
2.5 TDI	01/90-11/90	1T	88	2461	<b>CT791</b> <b>CT791K1</b> <b>CT939</b>	ALT PS AC INJP INJP CA	AVX10X838 AVX13X1025 AVX13X950
<b>100 (4A, C4)</b>							
2.0	12/90-06/94	AAE	74	1984	<b>CT630</b> <b>CT630K2</b>	PS, ⇒CH-NO 4AM100000 ALT, CH-NO 4AN000001⇒ PS, ⇒CH-NO 4AM100000 PS, ⇒CH-NO 4AM100000 PS, CH-NO 4AN000001⇒ ALT, ⇒CH-NO 4AM100000 AC CA CA	11,2X820Ld 4PK855 AVX10X825 AVX10X850 AVX10X913 AVX10X950 AVX13X800
2.0 E	12/90-06/94	AAD, ABK	85	1984	<b>CT630</b> <b>CT630K2</b>	PS, ⇒CH-NO 4AM100000 ALT, CH-NO 4AN000001⇒ PS, ⇒CH-NO 4AM100000 PS, ⇒CH-NO 4AM100000 PS, CH-NO 4AN000001⇒ ALT, ⇒CH-NO 4AM100000 AC CA CA	11,2X820Ld 4PK855 AVX10X825 AVX10X850 AVX10X913 AVX10X950 AVX13X800
2.0 E 16V	01/92-06/94	ACE	103	1984	<b>CT869</b> <b>CT869K1</b>	ALT PS AC CA CA, ⇒MTR-NO 017 139	4PK890 AVX10X910 AVX13X805
2.0 E 16V quattro	07/92-06/94	ACE	103	1984	<b>CT869</b> <b>CT869K1</b>	ALT PS AC CA CA, ⇒MTR-NO 017 139	4PK890 AVX10X910 AVX13X805
2.0 E quattro	12/90-07/92	AAD	85	1984	<b>CT630</b> <b>CT630K2</b>	PS, ⇒CH-NO 4AM100000 ALT, CH-NO 4AN000001⇒ PS, ⇒CH-NO 4AM100000 PS, ⇒CH-NO 4AM100000 PS, CH-NO 4AN000001⇒ ALT, ⇒CH-NO 4AM100000 AC CA CA	11,2X820Ld 4PK855 AVX10X825 AVX10X850 AVX10X913 AVX10X950 AVX13X800
2.3 E	12/90-06/94	AAR	98	2309	<b>CT926</b> <b>CT926K1</b>	ALT, PS ALT, PS, AC CA CA	6PK1293 6PK1693
2.3 E quattro	12/90-06/94	AAR	98	2309	<b>CT926</b> <b>CT926K1</b>	ALT, PS ALT, PS, AC CA CA	6PK1293 6PK1693
2.4 D	12/90-06/94	AAS	60	2370		ALT, PS	6PK1325

**AUDI**


**AUDI**
**100 (4A, C4)**

					CT645 CT755	ALT, PS, AC INJP CA	6PK1705
2.5 TDI	12/90-06/94	AAT, ABP	85	2461	CT755 CT755K1 CT755K1 CT791 CT791K1	ALT, (-AC) ALT, (AC) CA CA, MTR-CODE: ABP CA, MTR-CODE: AAT, ⇒MTR-NO 038 460 INJP INJP	6PK1325 6PK1705
2.6	03/92-06/94	ABC	110	2598	CT726 CT726K1	ALT, PS, (-AC) ALT, AC, CH-NO 4A-R-029518⇒ ALT, PS, AC, ⇒CH-NO 4A-R-029517 CA CA	6PK1675 6PK1905 6PK2260
	07/93-06/94	ACZ	102		CT726 CT726K1	ALT, (-AC) ALT, (AC), CH-NO 4A-R-029 518⇒ ALT, (AC), ⇒CH-NO 4A-R-029 517 CA CA	6PK1675 6PK1905 6PK2260
2.6 E quattro	08/93-07/94	ACZ	102	2598	CT726 CT726K1	ALT, (-AC) ALT, (AC), CH-NO 4A-R-029 518⇒ ALT, (AC), ⇒CH-NO 4A-R-029 517 CA CA	6PK1675 6PK1905 6PK2260
2.6 quattro	04/92-06/94	ABC	110	2598	CT726 CT726K1	ALT, PS, (-AC) ALT, AC, CH-NO 4A-R-029518⇒ ALT, PS, AC, ⇒CH-NO 4A-R-029517 CA CA	6PK1675 6PK1905 6PK2260
2.8 E	12/90-06/94	AAH	128	2771	CT726 CT726K1	ALT, PS, (-AC) ALT, PS, (AC), CH-NO 4A-R-029 518⇒ ALT, PS, (AC), CH-NO 4A-N-023 927⇒ ALT, PS, (AC), ⇒CH-NO 4A-R-029 517 ALT, PS, (AC), ⇒CH-NO 4A-N-023 926 CA CA	6PK1675 6PK1905 6PK2260 6PK2260 6PK2280
						ALT, PS, (-AC) ALT, PS, (AC), CH-NO 4A-R-029 518⇒ ALT, PS, (AC), CH-NO 4A-N-023 927⇒ ALT, PS, (AC), ⇒CH-NO 4A-R-029 517 ALT, PS, (AC), ⇒CH-NO 4A-N-023 926 CA CA	6PK1675 6PK1905 6PK2260 6PK2260 6PK2280
						ALT, PS, (-AC) ALT, PS, (AC), CH-NO 4A-R-029 518⇒ ALT, PS, (AC), CH-NO 4A-N-023 927⇒ ALT, PS, (AC), ⇒CH-NO 4A-R-029 517 ALT, PS, (AC), ⇒CH-NO 4A-N-023 926 CA CA	6PK1675 6PK1905 6PK2260 6PK2260 6PK2280
S4 Turbo quattro	08/91-06/94	AAN	169	2226	CT515	ALT, (-AC) ALT, (AC) CA	6PK1293 6PK1693
S4 V8 quattro	03/94-06/94	AEC	213	4172	CT727	ALT CA	6PK2615
	10/92-06/94	ABH	206		CT727	ALT CA	6PK2615
<b>100 (C1)</b>							
1.6	01/75-07/76	YM	63	1588	CT637 CT637K1	ALT CA CA	AVX10X950
1.8	09/71-07/74	ZU	63	1760		ALT	AVX10X950
	10/70-07/76	ZZ	74			ALT	AVX10X950
	11/68-11/71	ZV	59				WP ALT
ZX		66				WP ALT	AVX10X1025 AVX10X875
1.9	09/71-07/76	ZJ	82	1871		ALT	AVX10X950
<b>100 Avant (43, C2)</b>							
1.6	07/77-02/83	YV	63	1588	CT637 CT637K1	PS ALT CA CA	AVX10X800 AVX10X950
						ALT PS, ⇒CH-NO 43-B-025 665 AC PS, CH-NO 43-B-025 666⇒ CA, CH-NO 44-E-000 001⇒ CA, CH-NO 44-E-000 001⇒ CA, CH-NO 44-E-000 001⇒ CA, ⇒CH-NO 44-D-200 000	AVX10X800 AVX13X1000 AVX13X910 AVX13X990
1.9	08/80-07/82	WH	74	1921	CT539 CT539K1 CT539WP1 CT635	PS ALT PS, OE-NO 035 145 271 F	AVX10X800 AVX10X910 AVX13X1000





## AUDI

### 100 Avant (43, C2)

					CT637 CT637K1	AC PS, OE-NO 035 260 849 C CA CA	AVX13X910 AVX13X990
2.0 D	08/78-02/83	CN	51	1986	CT641 CT704 CT704K1 CT704WP1	VACP ALT (LC) PS, CH-NO 43-B-025 666⇒ PS, ⇒CH-NO 43-B-025 665 AC INJP CA CA CA	AVX10X600 AVX10X813 AVX13X1000 AVX13X1030 AVX13X1050 AVX13X910
2.1	07/77-02/83	WB, WE	85	2144	CT635	ALT PS, ⇒CH-NO 43-B-025 665 AC PS, CH-NO 43-B-025 666⇒ CA, ⇒CH-NO 44-D-200 000	AVX10X800 AVX13X1000 AVX13X910 AVX13X990
		WC, WG	100			ALT PS, ⇒CH-NO 43-B-025 665 AC PS, CH-NO 43-B-025 666⇒ CA, ⇒CH-NO 44-D-200 000	AVX10X800 AVX13X1000 AVX13X910 AVX13X990

### 100 Avant (44, 44Q, C3)

1.8	08/82-12/87	DR, RS	55	1781	CT637 CT637K1	2.FAN PS ALT AC, CH-NO 44-G-053 401⇒ AC, ⇒CH-NO 44-G-053 400 CA CA	2PJ838 AVX10X730 AVX10X950 AVX13X800 AVX13X915
	02/86-07/90	SH	65		CT637 CT637K1	2.FAN PS ALT AC, CH-NO 44-G-053 401⇒ AC, ⇒CH-NO 44-G-053 400 CA CA	2PJ838 AVX10X730 AVX10X950 AVX13X800 AVX13X915
	08/83-07/89	DS, JW, NP	66		CT637 CT637K1	2.FAN PS ALT AC, CH-NO 44-G-053 401⇒ AC, ⇒CH-NO 44-G-053 400 CA CA	2PJ838 AVX10X730 AVX10X950 AVX13X800 AVX13X915
1.8 KAT	03/85-11/90	4B, PH	66	1781	CT637 CT637K1	2.FAN PS ALT AC, CH-NO 44-G-053 401⇒ AC, ⇒CH-NO 44-G-053 400 CA CA	2PJ838 AVX10X730 AVX10X950 AVX13X800 AVX13X915
1.8 quattro	08/86-07/90	SH	65	1781	CT637 CT637K1	2.FAN PS ALT AC, CH-NO 44-G-053 401⇒ AC, ⇒CH-NO 44-G-053 400 CA CA	2PJ838 AVX10X730 AVX10X950 AVX13X800 AVX13X915
	10/84-07/88	JW, NP	66		CT637 CT637K1	2.FAN PS ALT AC, CH-NO 44-G-053 401⇒ AC, ⇒CH-NO 44-G-053 400 CA CA	2PJ838 AVX10X730 AVX10X950 AVX13X800 AVX13X915
1.8 quattro KAT	08/85-10/90	4B, PH	66	1781	CT637 CT637K1	2.FAN PS ALT AC, CH-NO 44-G-053 401⇒ AC, ⇒CH-NO 44-G-053 400 CA CA	2PJ838 AVX10X730 AVX10X950 AVX13X800 AVX13X915
1.9	02/83-07/84	WH	74	1921		ALT AC PS, (-AC) PS, (AC)	11,5X790Ld AVX13X910 AVX13X960 AVX13X990







**AUDI**

100 Avant (44, 44Q, C3)

Engine	Year	Model	Power	Year	Part Number	Notes	Accessories
2.0	09/86-11/87	SL	83	1994	CT539 CT539K1	CA CA	
2.0	09/86-11/87	SL	83	1994	CT660 CT660K1 CT660WP1	CA CA CA	AVX10X800 AVX10X818 AVX13X915 AVX13X960 AVX13X990
2.0 D	03/83-11/90	CN	51	1986	CT641 CT704 CT704K1 CT704WP1	INJP CA CA CA	AVX10X813 AVX10X838 AVX13X915 AVX13X990
2.0 E	01/85-12/87	KP	85	1994	CT660 CT660K1 CT660WP1	CA CA CA	AVX10X800 AVX10X818 AVX13X915 AVX13X960 AVX13X990
2.0 E KAT	01/88-11/90	RT	85	1994	CT539 CT539K1 CT539WP1 CT660 CT660K1 CT660WP1	CA, CH-NO 44-F-300 000 CA, CH-NO 44-G-000 001⇒ CA, CH-NO 44-J-246 282⇒ CA, CH-NO 44-J-246 281 CA, CH-NO 44-J-246 281 CA, CH-NO 44-J-246 281	AVX10X800 AVX10X818 AVX13X915 AVX13X960 AVX13X990
2.0 TD	03/83-10/87	DE	64	1986	CT641 CT704 CT704K1 CT704WP1	INJP CA CA CA	11,5X790Ld AVX13X915 AVX13X990
2.0 TD	03/88-11/90	NC	74		CT641 CT704 CT704K1 CT704WP1	INJP CA CA CA	11,5X790Ld AVX13X915 AVX13X990
2.1	08/82-07/84	WC	100	2144	CT660 CT660K1 CT660WP1	CA CA CA	AVX10X800 AVX10X818 AVX13X915 AVX13X960 AVX13X990
2.1	08/82-07/84	KF	96		CT660 CT660K1 CT660WP1	CA CA CA	AVX10X800 AVX10X818 AVX13X915 AVX13X960 AVX13X990
2.2	10/84-09/86	KZ	85	2226	CT660 CT660K1 CT660WP1	CA CA CA	AVX10X800 AVX10X818 AVX13X915 AVX13X960 AVX13X990
2.2	08/84-12/88	KU	101			CA CA CA	AVX10X800 AVX10X818 AVX13X915





<b>AUDI</b>							
<b>100 Avant (44, 44Q, C3)</b>							
						PS, (-AC) PS, (AC) CA, CH-NO 44-J-246 282⇒ CA, CH-NO 44-J-246 282⇒ CA, CH-NO 44-J-246 282⇒ CA, ⇒CH-NO 44-J-246 281 CA, ⇒CH-NO 44-J-246 281 CA, ⇒CH-NO 44-J-246 281	AVX13X960 AVX13X990
2.2 E quattro	08/85-07/86	PX	88	2226	CT539 CT539K1 CT539WP1 CT660 CT660K1 CT660WP1	ALT, ⇒CH-NO 44-F-300 000 ALT, CH-NO 44-G-000 001⇒ AC PS, (-AC) PS, (AC) CA CA CA	AVX10X800 AVX10X818 AVX13X915 AVX13X960 AVX13X990
2.2 KAT	06/89-11/90	HX, KU	101	2226	CT539 CT539K1 CT539WP1 CT660 CT660K1 CT660WP1	ALT, ⇒CH-NO 44-F-300 000 ALT, CH-NO 44-G-000 001⇒ AC PS, (-AC) PS, (AC) CA, CH-NO 44-J-246 282⇒ CA, CH-NO 44-J-246 282⇒ CA, CH-NO 44-J-246 282⇒ CA, ⇒CH-NO 44-J-246 281 CA, ⇒CH-NO 44-J-246 281 CA, ⇒CH-NO 44-J-246 281	AVX10X800 AVX10X818 AVX13X915 AVX13X960 AVX13X990
2.2 quattro	08/84-12/88	KU	101	2226	CT539 CT539K1 CT539WP1 CT660 CT660K1 CT660WP1	ALT, ⇒CH-NO 44-F-300 000 ALT, CH-NO 44-G-000 001⇒ AC PS, (-AC) PS, (AC) CA, CH-NO 44-J-246 282⇒ CA, CH-NO 44-J-246 282⇒ CA, CH-NO 44-J-246 282⇒ CA, ⇒CH-NO 44-J-246 281 CA, ⇒CH-NO 44-J-246 281 CA, ⇒CH-NO 44-J-246 281	AVX10X800 AVX10X818 AVX13X915 AVX13X960 AVX13X990
2.2 quattro KAT	06/89-11/90	HX, KU	101	2226	CT539 CT539K1 CT539WP1 CT660 CT660K1 CT660WP1	ALT, ⇒CH-NO 44-F-300 000 ALT, CH-NO 44-G-000 001⇒ AC PS, (-AC) PS, (AC) CA, CH-NO 44-J-246 282⇒ CA, CH-NO 44-J-246 282⇒ CA, CH-NO 44-J-246 282⇒ CA, ⇒CH-NO 44-J-246 281 CA, ⇒CH-NO 44-J-246 281 CA, ⇒CH-NO 44-J-246 281	AVX10X800 AVX10X818 AVX13X915 AVX13X960 AVX13X990
2.2 Turbo	08/86-11/90	MC	121	2226	CT539 CT539K1 CT539WP1 CT660 CT660K1 CT660WP1	ALT, ⇒CH-NO 44-F-300 000 ALT, CH-NO 44-G-000 001⇒ AC PS, (-AC) PS, (AC) CA, CH-NO 44-J-246 282⇒ CA, CH-NO 44-J-246 282⇒ CA, CH-NO 44-J-246 282⇒ CA, ⇒CH-NO 44-J-246 281 CA, ⇒CH-NO 44-J-246 281 CA, ⇒CH-NO 44-J-246 281	AVX10X800 AVX10X818 AVX13X915 AVX13X960 AVX13X990
2.2 Turbo quattro	08/86-11/90	MC	121	2226	CT539 CT539K1 CT539WP1 CT660 CT660K1 CT660WP1	ALT, ⇒CH-NO 44-F-300 000 ALT, CH-NO 44-G-000 001⇒ AC PS, (-AC) PS, (AC) CA, CH-NO 44-J-246 282⇒ CA, CH-NO 44-J-246 282⇒ CA, CH-NO 44-J-246 282⇒ CA, ⇒CH-NO 44-J-246 281 CA, ⇒CH-NO 44-J-246 281 CA, ⇒CH-NO 44-J-246 281	AVX10X800 AVX10X818 AVX13X915 AVX13X960 AVX13X990
2.3	08/86-11/90	NF	100	2309	CT539 CT539K1	ALT, ⇒CH-NO 44-F-300 000 ALT, CH-NO 44-G-000 001⇒ AC PS, (-AC) PS, (AC) CA, CH-NO 44-J-246 282⇒ CA, CH-NO 44-J-246 282⇒	AVX10X800 AVX10X818 AVX13X915 AVX13X960 AVX13X990

**AUDI**

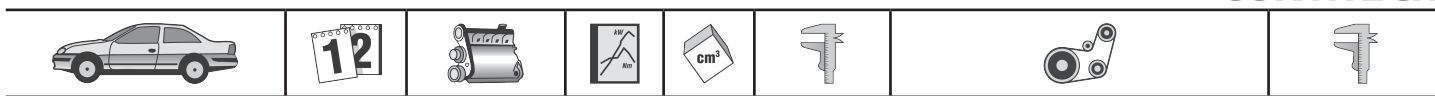


**AUDI**

100 Avant (44, 44Q, C3)

					CT539WP1 CT660 CT660K1 CT660WP1	CA, CH-NO 44-J-246 282⇒ CA, ⇒CH-NO 44-J-246 281 CA, ⇒CH-NO 44-J-246 281 CA, ⇒CH-NO 44-J-246 281	
	03/90-11/90	AAR	98			ALT, (-AC), CH-NO 4A-M-000 001⇒ ALT, (AC), CH-NO 4A-M-000 001⇒ ALT, ⇒CH-NO 44-F-300 000 ALT, CH-NO 44-G-000 001⇒, ⇒CH-NO 4A-M-050 000 AC, ⇒CH-NO 4A-M-050 000 PS, (-AC), ⇒CH-NO 4A-M-050 000 PS, (AC), ⇒CH-NO 4A-M-050 000 CA CA	6PK1293 6PK1693 AVX10X800 AVX10X818  AVX13X915 AVX13X960 AVX13X990
2.3 E quattro	08/86-11/90	NF	100	2309	CT926 CT926K1	ALT, ⇒CH-NO 44-F-300 000 ALT, CH-NO 44-G-000 001⇒ AC PS, (-AC) PS, (AC)	AVX10X800 AVX10X818 AVX13X915 AVX13X960 AVX13X990
					CT539 CT539K1 CT539WP1 CT660 CT660K1 CT660WP1	CA, CH-NO 44-J-246 282⇒ CA, CH-NO 44-J-246 282⇒ CA, CH-NO 44-J-246 282⇒ CA, ⇒CH-NO 44-J-246 281 CA, ⇒CH-NO 44-J-246 281 CA, ⇒CH-NO 44-J-246 281	
2.3 quattro	01/90-11/90	AAR	98	2309	CT926 CT926K1	ALT, (-AC), CH-NO 4A-M-000 001⇒ ALT, (AC), CH-NO 4A-M-000 001⇒ ALT, ⇒CH-NO 44-F-300 000 ALT, CH-NO 44-G-000 001⇒, ⇒CH-NO 4A-M-050 000 AC, ⇒CH-NO 4A-M-050 000 PS, (-AC), ⇒CH-NO 4A-M-050 000 PS, (AC), ⇒CH-NO 4A-M-050 000 CA CA	6PK1293 6PK1693 AVX10X800 AVX10X818  AVX13X915 AVX13X960 AVX13X990
2.4 D	08/89-11/90	3D	60	2370	CT645 CT939	ALT PS AC INJP CA	AVX10X838 AVX13X1030 AVX13X938
2.5 TDI	01/90-11/90	1T	88	2461	CT791 CT791K1 CT939	ALT PS AC INJP INJP CA	AVX10X838 AVX13X1025 AVX13X950
<b>100 Avant (4A, C4)</b>							
2.0 E	09/91-06/94	AAE	74	1984	CT630 CT630K2	PS, ⇒CH-NO 4AM100000 ALT, CH-NO 4AN000001⇒ PS, ⇒CH-NO 4AM100000 PS, ⇒CH-NO 4AM100000 PS, CH-NO 4AN000001⇒ ALT, ⇒CH-NO 4AM100000 AC CA CA	11,2X820Ld 4PK855 AVX10X825 AVX10X850 AVX10X913 AVX10X950 AVX13X800
		AAD, ABK	85		CT630 CT630K2	PS, ⇒CH-NO 4AM100000 ALT, CH-NO 4AN000001⇒ PS, ⇒CH-NO 4AM100000 PS, ⇒CH-NO 4AM100000 PS, CH-NO 4AN000001⇒ ALT, ⇒CH-NO 4AM100000 AC CA CA	11,2X820Ld 4PK855 AVX10X825 AVX10X850 AVX10X913 AVX10X950 AVX13X800
2.0 E quattro	12/90-07/92	AAD	85	1984	CT630 CT630K2	PS, ⇒CH-NO 4AM100000 ALT, CH-NO 4AN000001⇒ PS, ⇒CH-NO 4AM100000 PS, ⇒CH-NO 4AM100000 PS, CH-NO 4AN000001⇒ ALT, ⇒CH-NO 4AM100000 AC CA CA	11,2X820Ld 4PK855 AVX10X825 AVX10X850 AVX10X913 AVX10X950 AVX13X800
2.3 E	09/91-06/94	AAR	98	2309	CT926 CT926K1	ALT, PS ALT, PS, AC CA CA	6PK1293 6PK1693





## AUDI

100 Avant (4A, C4)							
↔ 2.3 E quattro	09/91-06/94	AAR	98	2309		ALT, PS ALT, PS, AC CA CA	6PK1293 6PK1693
					CT926 CT926K1		
2.4 D	12/90-06/94	AAS	60	2370		ALT, PS ALT, PS, AC INJP CA	6PK1325 6PK1705
					CT645 CT755		
2.5 TDI	12/90-06/94	AAT, ABP	85	2461		ALT, (-AC) ALT, (AC) CA CA, MTR-CODE: ABP CA, MTR-CODE: AAT, ⇒MTR-NO 038 460 INJP INJP	6PK1325 6PK1705
					CT755 CT755K1 CT755K1 CT791 CT791K1		
2.6	03/92-06/94	ABC	110	2598		ALT, PS, (-AC) ALT, AC, CH-NO 4A-R-029518⇒ ALT, PS, AC, ⇒CH-NO 4A-R-029517 CA CA	6PK1675 6PK1905 6PK2260
					CT726 CT726K1		
	07/93-06/94	ACZ	102			ALT, (-AC) ALT, (AC), CH-NO 4A-R-029 518⇒ ALT, (AC), ⇒CH-NO 4A-R-029 517 CA CA	6PK1675 6PK1905 6PK2260
					CT726 CT726K1		
2.6 E quattro	08/93-07/94	ACZ	102	2598		ALT, (-AC) ALT, (AC), CH-NO 4A-R-029 518⇒ ALT, (AC), ⇒CH-NO 4A-R-029 517 CA CA	6PK1675 6PK1905 6PK2260
					CT726 CT726K1		
2.6 quattro	07/92-06/94	ABC	110	2598		ALT, PS, (-AC) ALT, AC, CH-NO 4A-R-029518⇒ ALT, PS, AC, ⇒CH-NO 4A-R-029517 CA CA	6PK1675 6PK1905 6PK2260
					CT726 CT726K1		
2.8 E	09/91-06/94	AAH	128	2771		ALT, PS, (-AC) ALT, PS, (AC), CH-NO 4A-R-029 518⇒ ALT, PS, (AC), CH-NO 4A-N-023 927⇒ ALT, PS, (AC), ⇒CH-NO 4A-R-029 517 ALT, PS, (AC), ⇒CH-NO 4A-N-023 926 CA CA	6PK1675 6PK1905 6PK2260 6PK2260 6PK2280
					CT726 CT726K1		
2.8 E quattro	09/91-06/94	AAH	128	2771		ALT, PS, (-AC) ALT, PS, (AC), CH-NO 4A-R-029 518⇒ ALT, PS, (AC), CH-NO 4A-N-023 927⇒ ALT, PS, (AC), ⇒CH-NO 4A-R-029 517 ALT, PS, (AC), ⇒CH-NO 4A-N-023 926 CA CA	6PK1675 6PK1905 6PK2260 6PK2260 6PK2280
					CT726 CT726K1		
S4 Turbo quattro	09/91-06/94	AAN	169	2226		ALT, (-AC) ALT, (AC) CA	6PK1293 6PK1693
					CT515		
S4 V8 quattro	03/94-06/94	AEC	213	4172		ALT CA	6PK2615
					CT727		
	10/92-06/94	ABH	206			ALT CA	6PK2615
					CT727		
100 Coupe (C1)							
1.9	08/71-12/76	ZJ	82	1871		PS ALT	AVX10X1025 AVX10X875
	07/70-07/71	ZP	85			WP ALT	AVX10X1025 AVX10X875
200 (43)							
2.1 5 E	10/79-09/82	WC	100	2144		ALT PS, CH-NO 43B025666⇒ PS, ⇒CH-NO 43B025665 AC CA, ⇒CH-NO 44E012000 CA, CH-NO 44E012001⇒	AVX10X800 AVX13X1000 AVX13X1025 AVX13X900
					CT635 CT660		
2.1 5 T	10/79-08/82	WJ	125	2144		ALT PS, CH-NO 43B025666⇒ PS, ⇒CH-NO 43B025665 AC CA, ⇒CH-NO 44E012000 CA, CH-NO 44E012001⇒	AVX10X800 AVX13X1000 AVX13X1025 AVX13X900
					CT635 CT660		
200 (44, 44Q)							
2.1 5 E	08/83-07/84	WC	100	2144		ALT PS, (AC) AC	AVX10X800 AVX13X1000 AVX13X925





**AUDI**

200 (44, 44Q)



					<b>CT635</b> <b>CT660</b> <b>CT660K1</b> <b>CT660WP1</b>	PS CA, ⇒CH-NO 44E012000 CA, CH-NO 44E012001⇒ CA, CH-NO 44-E-000 001⇒ CA, CH-NO 44-E-000 001⇒	<b>AVX13X960</b>
2.1 Turbo	08/83-01/88	KG	134	2144	<b>CT539</b> <b>CT660</b> <b>CT660K1</b> <b>CT660WP1</b>	ALT, 01/1985⇒ ALT, ⇒12/1984 PS, (AC) AC PS CA, CH-NO 44J246282⇒ CA, ⇒CH-NO 44J246281 CA, CH-NO 44-E-012 001⇒ CA, CH-NO 44-E-012 001⇒	<b>11,2X820Ld</b> <b>AVX10X785</b> <b>AVX13X1000</b> <b>AVX13X925</b> <b>AVX13X960</b>
2.1 Turbo quattro	08/83-09/86	KG	134	2144	<b>CT539</b> <b>CT660</b> <b>CT660K1</b> <b>CT660WP1</b>	ALT, 01/1985⇒ ALT, ⇒12/1984 PS, (AC) AC PS CA, CH-NO 44J246282⇒ CA, ⇒CH-NO 44J246281 CA, CH-NO 44-E-012 001⇒ CA, CH-NO 44-E-012 001⇒	<b>11,2X820Ld</b> <b>AVX10X785</b> <b>AVX13X1000</b> <b>AVX13X925</b> <b>AVX13X960</b>
2.2	08/84-07/85	KU	101	2226	<b>CT660</b> <b>CT660K1</b> <b>CT660WP1</b>	ALT PS, (AC) AC PS CA CA CA	<b>AVX10X800</b> <b>AVX13X1000</b> <b>AVX13X925</b> <b>AVX13X960</b>
2.2 20V Turbo quattro	03/89-12/90	3B	162	2226	<b>CT926</b>	ALT PS, (AC) AC PS CA	<b>11,2X820Ld</b> <b>AVX13X1000</b> <b>AVX13X925</b> <b>AVX13X960</b>
2.2 Turbo	08/85-09/91	MC	121	2226	<b>CT539</b> <b>CT539K1</b> <b>CT539WP1</b> <b>CT660</b> <b>CT660K1</b> <b>CT660WP1</b>	ALT PS, (AC) AC PS, (-AC) CA, CH-NO 44-K-000 001⇒ CA, CH-NO 44-K-000 001⇒ CA, CH-NO 44-K-000 001⇒ CA, ⇒CH-NO 44-J-400 000 CA, ⇒CH-NO 44-J-400 000 CA, ⇒CH-NO 44-J-400 000	<b>11,2X820Ld</b> <b>AVX13X1000</b> <b>AVX13X915</b> <b>AVX13X960</b>
	02/88-12/90	2B	140		<b>CT539</b> <b>CT539K1</b> <b>CT539WP1</b> <b>CT660</b> <b>CT660K1</b> <b>CT660WP1</b>	ALT PS, (AC) AC PS, (-AC) CA, CH-NO 44-K-000 001⇒ CA, CH-NO 44-K-000 001⇒ CA, CH-NO 44-K-000 001⇒ CA, ⇒CH-NO 44-J-400 000 CA, ⇒CH-NO 44-J-400 000 CA, ⇒CH-NO 44-J-400 000	<b>11,2X820Ld</b> <b>AVX13X1000</b> <b>AVX13X915</b> <b>AVX13X960</b>
		1B	147		<b>CT539</b> <b>CT539K1</b> <b>CT539WP1</b> <b>CT660</b> <b>CT660K1</b> <b>CT660WP1</b>	ALT PS, (AC) AC PS, (-AC) CA, CH-NO 44-K-000 001⇒ CA, CH-NO 44-K-000 001⇒ CA, CH-NO 44-K-000 001⇒ CA, ⇒CH-NO 44-J-400 000 CA, ⇒CH-NO 44-J-400 000 CA, ⇒CH-NO 44-J-400 000	<b>11,2X820Ld</b> <b>AVX13X1000</b> <b>AVX13X915</b> <b>AVX13X960</b>
2.2 Turbo quattro	01/85-12/91	MC	121	2226	<b>CT539</b> <b>CT539K1</b> <b>CT539WP1</b> <b>CT660</b> <b>CT660K1</b> <b>CT660WP1</b>	ALT PS, (AC) AC PS, (-AC) CA, CH-NO 44-J-246 282⇒ CA, CH-NO 44-J-246 282⇒ CA, CH-NO 44-J-246 282⇒ CA, ⇒CH-NO 44-J-246 281 CA, ⇒CH-NO 44-J-246 281 CA, ⇒CH-NO 44-J-246 281	<b>11,2X820Ld</b> <b>AVX13X1000</b> <b>AVX13X915</b> <b>AVX13X960</b>
	02/88-11/90	1B	147			ALT PS, (AC) AC	<b>11,2X820Ld</b> <b>AVX13X1000</b> <b>AVX13X915</b>





<b>AUDI</b>						
<b>200 (44, 44Q)</b>						
↔						PS, (-AC) <b>AVX13X960</b>
					<b>CT539</b> CA, CH-NO 44-J-246 282⇒	
					<b>CT539K1</b> CA, CH-NO 44-J-246 282⇒	
					<b>CT539WP1</b> CA, CH-NO 44-J-246 282⇒	
					<b>CT660</b> CA, ⇒CH-NO 44-J-246 281	
					<b>CT660K1</b> CA, ⇒CH-NO 44-J-246 281	
					<b>CT660WP1</b> CA, ⇒CH-NO 44-J-246 281	
2.3	11/86-09/91	NF	100	2309	ALT	<b>AVX10X800</b>
					PS, (AC)	<b>AVX13X1000</b>
					AC	<b>AVX13X925</b>
					PS	<b>AVX13X950</b>
					<b>CT539</b> CA, 06/1988⇒	
					<b>CT539K1</b> CA, MTR-NO 063 969⇒	
					<b>CT539WP1</b> CA, MTR-NO 063 969⇒	
					<b>CT660</b> CA, ⇒06/1988	
					<b>CT660K1</b> CA, ⇒MTR-NO 063 968	
					<b>CT660WP1</b> CA, ⇒MTR-NO 063 968	
<b>200 Avant (44, 44Q)</b>						
2.1 Turbo quattro	09/83-01/88	KG	134	2144	ALT, 01/1985⇒	<b>11,2X820Ld</b>
					ALT, ⇒12/1984	<b>AVX10X785</b>
					PS, (AC)	<b>AVX13X1000</b>
					AC	<b>AVX13X925</b>
					PS	<b>AVX13X960</b>
					<b>CT539</b> CA, CH-NO 44J246282⇒	
					<b>CT660</b> CA, ⇒CH-NO 44J246281	
					<b>CT660K1</b> CA, CH-NO 44-E-012 001⇒	
					<b>CT660WP1</b> CA, CH-NO 44-E-012 001⇒	
2.2 20V Turbo quattro	07/89-12/90	3B	162	2226	ALT	<b>11,2X820Ld</b>
					PS, (AC)	<b>AVX13X1000</b>
					AC	<b>AVX13X925</b>
					PS	<b>AVX13X960</b>
					<b>CT926</b> CA	
2.2 Turbo	08/85-09/91	MC	121	2226	ALT	<b>11,2X820Ld</b>
					PS, (AC)	<b>AVX13X1000</b>
					AC	<b>AVX13X915</b>
					PS, (-AC)	<b>AVX13X960</b>
					<b>CT539</b> CA, CH-NO 44-K-000 001⇒	
					<b>CT539K1</b> CA, CH-NO 44-K-000 001⇒	
					<b>CT539WP1</b> CA, CH-NO 44-K-000 001⇒	
					<b>CT660</b> CA, ⇒CH-NO 44-J-400 000	
					<b>CT660K1</b> CA, ⇒CH-NO 44-J-400 000	
					<b>CT660WP1</b> CA, ⇒CH-NO 44-J-400 000	
2.2 Turbo quattro	09/83-12/90	MC	121	2226	ALT	<b>11,2X820Ld</b>
					PS, (AC)	<b>AVX13X1000</b>
					AC	<b>AVX13X915</b>
					PS, (-AC)	<b>AVX13X960</b>
					<b>CT539</b> CA, CH-NO 44-J-246 282⇒	
					<b>CT539K1</b> CA, CH-NO 44-J-246 282⇒	
					<b>CT539WP1</b> CA, CH-NO 44-J-246 282⇒	
					<b>CT660</b> CA, ⇒CH-NO 44-J-246 281	
					<b>CT660K1</b> CA, ⇒CH-NO 44-J-246 281	
					<b>CT660WP1</b> CA, ⇒CH-NO 44-J-246 281	
	02/88-12/91	1B	147		ALT	<b>11,2X820Ld</b>
					PS, (AC)	<b>AVX13X1000</b>
					AC	<b>AVX13X915</b>
					PS, (-AC)	<b>AVX13X960</b>
					<b>CT539</b> CA, CH-NO 44-J-246 282⇒	
					<b>CT539K1</b> CA, CH-NO 44-J-246 282⇒	
					<b>CT539WP1</b> CA, CH-NO 44-J-246 282⇒	
					<b>CT660</b> CA, ⇒CH-NO 44-J-246 281	
					<b>CT660K1</b> CA, ⇒CH-NO 44-J-246 281	
					<b>CT660WP1</b> CA, ⇒CH-NO 44-J-246 281	
2.3	11/86-09/91	NF	100	2309	ALT	<b>AVX10X800</b>
					PS, (AC)	<b>AVX13X1000</b>
					AC	<b>AVX13X925</b>
					PS	<b>AVX13X950</b>
					<b>CT539</b> CA, 06/1988⇒	
					<b>CT539K1</b> CA, MTR-NO 063 969⇒	
					<b>CT539WP1</b> CA, MTR-NO 063 969⇒	
					<b>CT660</b> CA, ⇒06/1988	
					<b>CT660K1</b> CA, ⇒MTR-NO 063 968	
					<b>CT660WP1</b> CA, ⇒MTR-NO 063 968	
<b>50 (86)</b>						
1.1	08/74-07/78	HB	37	1093	ALT	<b>AVX10X695</b>
					CA	
					<b>CT633</b> CA	
					<b>CT633WP1</b> CA	
	08/74-07/77	HC	44		ALT	<b>AVX10X695</b>
					CA	
					<b>CT633</b> CA	


**AUDI**

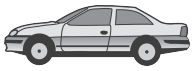


AUDI

**AUDI**

<b>50 (86)</b>							
1.3	08/77-07/78	HH	44	1272	CT633WP1	CA	AVX10X695
					CT633	CA	
					CT633WP1	CA	
<b>60</b>							
1.5	09/68-08/72		40	1496		FAN	AVX10X1125
						ALT	AVX10X740
<b>75</b>							
1.7	09/68-08/72	ZG	55	1695		WP, FAN	AVX10X1125
						DYN	AVX10X735
<b>75 Variant</b>							
1.7	09/68-08/72	ZG	55	1695		WP, FAN	AVX10X1125
						DYN	AVX10X735
<b>80</b>							
1.7	09/66-08/68		59	1695		FAN	AVX10X1125
						DYN	AVX10X735
<b>80 (80, 82, B1)</b>							
1.3	05/72-07/78	ZA	40	1297	CT637	ALT	AVX10X950
					CT637K1	CA	
		ZF	44		CT637	ALT	AVX10X950
					CT637K1	CA	
1.5	05/72-08/75	ZB, YJ	55	1471	CT637	ALT	AVX10X950
					CT637K1	AC	AVX13X900
					CT637	CA	
					CT637K1	CA	
	05/72-07/76	ZC	63		CT637	ALT	AVX10X950
					CT637K1	AC	AVX13X900
					CT637	CA	
					CT637K1	CA	
1.6	09/75-07/78	YN	55	1588	CT637	PS	AVX10X850
					CT637K1	ALT	AVX10X950
					CT637	AC	AVX13X800
					CT637K1	CA	
		YP	63		CT637	AC	AVX10X900
					CT637K1	ALT	AVX10X950
					CT637	CA	
					CT637K1	CA	
1.6 GT	09/73-07/76	XX	74	1584	CT637	AC	AVX10X900
					CT637K1	ALT	AVX10X950
					CT637	CA	
					CT637K1	CA	
1.6 GTE	01/76-07/78	YS	81	1588	CT637	AC	AVX10X900
					CT637K1	ALT	AVX10X950
					CT637	CA	
					CT637K1	CA	
<b>80 (81, 85, B2)</b>							
1.3	09/78-07/81	FY	40	1272	CT633	ALT, CH-NO 8192300001⇒	AVX10X685
					CT633WP1	ALT, ⇒CH-NO 8192300000	AVX10X695
					CT633	CA	
					CT633WP1	CA	
	09/78-07/86	EP	44	1297	CT633	PS, ⇒CH-NO 81G100000	AVX10X763
					CT637	PS, CH-NO 81G160001⇒	AVX10X850
					CT637K1	ALT	AVX10X940
					CT637	AC	AVX13X825
					CT637	CA, ⇒07/1981	
					CT637K1	CA, 08/1981⇒	
					CT637K1	CA, MTR-CODE: EP	
	09/78-07/81	FZ		1272	CT633	ALT, CH-NO 8192300001⇒	AVX10X690
					CT633WP1	ALT, ⇒CH-NO 8192300000	AVX10X700
					CT633	CA	
					CT633WP1	CA	
1.6	02/86-07/86	SA	54	1595	CT637	PS	AVX10X850
					CT637K1	ALT	AVX10X950
					CT637	AC	AVX13X800
					CT637K1	CA	
					CT637K1	CA	
	08/78-07/86	DT	55		CT637	PS, ⇒CH-NO 81G100000	AVX10X763
					CT637K1	PS, CH-NO 81G160001⇒	AVX10X850
					CT637	ALT	AVX10X940
					CT637K1	AC	AVX13X825
					CT637	CA	
					CT637K1	CA	
	08/78-02/83	YP	63	1588	CT637	ALT, 01/1982⇒	AVX10X940
					CT637K1	ALT, ⇒12/1981	AVX10X950
					CT637K1	AC	AVX13X825





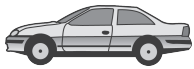
## AUDI

80 (81, 85, B2)

					CT637 CT637K1	CA CA	
	08/78-07/86	WV, YN	55			PS, ⇨CH-NO 81-G-160 000 PS, CH-NO 81-G-160 001⇨ ALT AC CA CA	AVX10X763 AVX10X850 AVX10X950 AVX13X825
1.6 D	08/80-08/86	CR, JK	40	1588	CT637 CT637K1	WP ALT, ⇨12/1983 ALT, 01/1984⇨ ALT, (AC), ⇨12/1983 PS AC CA CA	AVX10X613 AVX10X735 AVX10X763 AVX10X775 AVX10X800 AVX13X825
1.6 GLE	01/79-12/86	YZ	81	1588	CT513 CT513K1	ALT, 01/1982⇨ ALT, ⇨12/1981 AC CA CA	AVX10X940 AVX10X950 AVX13X825
1.6 TD	08/81-05/86	CY	51	1588	CT637 CT637K1	ALT, 01/1984⇨ WP ALT, ⇨12/1983 ALT, (AC), ⇨12/1983 PS AC CA CA	AVX10X600 AVX10X613 AVX10X735 AVX10X775 AVX10X800 AVX13X825
1.8	02/86-07/86	SF	65	1781	CT513 CT513K1	PS ALT AC CA CA	AVX10X850 AVX10X950 AVX13X800
	01/83-08/86	DS	66		CT637 CT637K1	PS, ⇨CH-NO 81G100000 PS, CH-NO 81G160001⇨ ALT AC CA CA	AVX10X763 AVX10X850 AVX10X940 AVX13X825
	08/83-08/86	JN	68		CT637 CT637K1	PS, ⇨CH-NO 81G100000 PS, CH-NO 81G160001⇨ ALT AC CA CA	AVX10X763 AVX10X850 AVX10X940 AVX13X825
1.8 CC quattro (85Q)	08/84-08/86	JV, NE	66	1781	CT637 CT637K1	PS, ⇨CH-NO 81G160000 PS, CH-NO 81G160001⇨ ALT AC CA CA	AVX10X763 AVX10X850 AVX10X940 AVX13X825
	08/85-08/86	JN	68		CT637 CT637K1	PS, ⇨CH-NO 81G160000 PS, CH-NO 81G160001⇨ ALT AC CA CA	AVX10X763 AVX10X850 AVX10X940 AVX13X825
1.8 GTE	10/84-08/86	DZ	82	1781	CT637 CT637K1	PS, ⇨CH-NO 81G160000 PS, CH-NO 81G160001⇨ ALT AC CA CA	AVX10X763 AVX10X850 AVX10X940 AVX13X825
	08/85-07/86	PV	81		CT637 CT637K1	PS, ⇨CH-NO 81G160000 PS, CH-NO 81G160001⇨ ALT AC CA CA	AVX10X763 AVX10X850 AVX10X940 AVX13X825
1.8 GTE quattro (85Q)	08/84-08/86	DZ	82	1781	CT637 CT637K1	PS, ⇨CH-NO 81G160000 PS, CH-NO 81G160001⇨ ALT AC CA CA	AVX10X763 AVX10X850 AVX10X940 AVX13X825
	03/85-08/86	PV	81		CT637 CT637K1	PS, ⇨CH-NO 81G160000 PS, CH-NO 81G160001⇨	AVX10X763 AVX10X850






**AUDI**
**AUDI**
**80 (81, 85, B2)**

						ALT AC CA CA	AVX10X940 AVX13X825
1.9 CD-5S	09/81-07/83	WN	85	1921	CT637 CT637K1	ALT CA	AVX10X800
2.0	10/83-09/84	HP, JS	85	1994	CT635	ALT PS AC CA, 08/1984⇒ CA, ⇒07/1984	AVX10X800 AVX10X850 AVX13X800
2.0 quattro (85Q)	10/83-09/84	JS	85	1994	CT637 CT660 CT660K1 CT660WP1	ALT PS AC CA, 08/1984⇒ CA, ⇒07/1984	AVX10X800 AVX10X850 AVX13X800
2.2	10/80-07/83	WE	85	2144	CT635	ALT PS, MTR-NO 138201⇒, ⇒MTR-NO 142931 AC CA	AVX10X800 AVX10X965 AVX13X900
2.2 quattro (85Q)	08/82-07/84	KK	100	2144	CT635 CT660 CT660K1 CT660WP1	ALT PS AC CA, ⇒CH-NO CH85D902500 CA, CH-NO CH85E900001⇒ CA CA	AVX10X800 AVX10X850 AVX13X800

**80 (89, 89Q, 8A, B3)**

1.6	09/86-08/91	RN	55	1595	CT637 CT637K1	PS, 01/1991⇒, ⇒CH-NO 8CN025000 PS ALT AC CA CA	AVX10X825 AVX10X850 AVX10X950 AVX13X800
	08/87-09/91	PP	51		CT637 CT637K1	PS, 01/1991⇒, ⇒CH-NO 8CN025000 PS ALT AC CA CA	AVX10X825 AVX10X850 AVX10X950 AVX13X800
1.6 D	09/86-08/91	JK	40	1588	CT513 CT513K1	WP, ⇒CH-NO 8AM040000 WP, CH-NO 8AM040001⇒ ALT, (AC) ALT PS AC, MTR-CODE: JK, RA AC, MTR-CODE: SB CA CA	AVX10X613 AVX10X643 AVX10X715 AVX10X735 AVX10X788 AVX13X800 AVX13X875
1.6 TD	09/86-08/91	RA, SB	59	1588	CT513 CT513K1	WP, ⇒CH-NO 8AM040000 WP, CH-NO 8AM040001⇒ ALT, (AC) ALT PS AC, MTR-CODE: JK, RA AC, MTR-CODE: SB CA CA	AVX10X613 AVX10X643 AVX10X715 AVX10X735 AVX10X788 AVX13X800 AVX13X875
1.8	10/86-01/90	RU	55	1781	CT637 CT637K1	PS ALT AC CA CA	AVX10X850 AVX10X950 AVX13X800
	09/86-07/88	SD	83	1847	CT637 CT637K1	PS ALT AC CA CA	AVX10X850 AVX10X950 AVX13X800
1.8 E	06/86-08/91	DZ	82	1781	CT637 CT637K1	PS ALT AC CA CA	AVX10X850 AVX10X950 AVX13X800





<b>AUDI</b>							
<b>80 (89, 89Q, 8A, B3)</b> ↔ 1.8 E quattro	09/86-08/91	DZ	82	1781	CT637 CT637K1	PS ALT AC CA CA	AVX10X850 AVX10X950 AVX13X800
1.8 quattro	09/86-08/90	SD	83	1847	CT637 CT637K1	PS ALT AC CA CA	AVX10X850 AVX10X950 AVX13X800
1.8 S	09/86-12/90	SF	65	1781	CT637 CT637K1	PS ALT AC CA CA	AVX10X850 AVX10X950 AVX13X800
	09/86-10/91	PM, JN, NE	66		CT637 CT637K1	PS ALT AC CA CA	AVX10X850 AVX10X950 AVX13X800
1.8 S quattro	09/86-07/90	SF	65	1781	CT637 CT637K1	PS ALT AC CA CA	AVX10X850 AVX10X950 AVX13X800
	09/86-09/91	PM, JN, NE	66		CT637 CT637K1	PS ALT AC CA CA	AVX10X850 AVX10X950 AVX13X800
1.9 D	08/89-08/91	1Y	50	1896	CT867 CT867K1	WP, ⇨CH-NO 8AM040000 WP, CH-NO 8AM040001⇨ ALT, (AC) ALT PS AC CA CA	AVX10X617 AVX10X643 AVX10X710 AVX10X735 AVX10X775 AVX13X865
2.0	10/90-08/91	AAD	82	1984	CT630 CT630K2	PS ALT AC CA CA	AVX10X850 AVX10X950 AVX13X800
2.0 E	08/88-10/90	3A	83	1984	CT637 CT637K1	PS ALT AC CA CA	AVX10X850 AVX10X950 AVX13X800
2.0 E 16V	03/90-09/91	6A	101	1984	CT869 CT869K1	ALT, CH-NO 8CN025001⇨ PS ALT, ⇨CH-NO 8CN025000 WP AC CA CA	4PK890 AVX10X888 AVX10X900 AVX10X900 AVX13X800
2.0 E 16V quattro	03/90-08/91	6A	101	1984	CT869 CT869K1	ALT, CH-NO 8CN025001⇨ PS ALT, ⇨CH-NO 8CN025000 WP AC CA CA	4PK890 AVX10X888 AVX10X900 AVX10X900 AVX13X800
2.0 E quattro	08/88-09/90	3A	83	1984	CT637 CT637K1	PS ALT AC CA CA	AVX10X850 AVX10X950 AVX13X800
2.0 quattro	10/90-08/91	AAD	85	1984	CT630 CT630K2	PS ALT AC CA CA	AVX10X850 AVX10X950 AVX13X800
		3A	82		CT630 CT637K1	PS ALT AC CA CA	AVX10X850 AVX10X950 AVX13X800
2.3 quattro	10/87-07/89	NG	98	2309		ALT	11,2X866Ld

**AUDI**




AUDI

**AUDI**

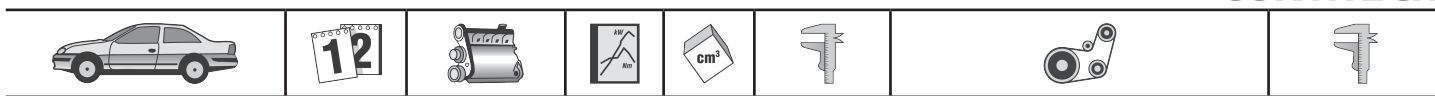
80 (89, 89Q, 8A, B3)

					AC PS CA, CH-NO 89-J-394 743⇒ CA, CH-NO 89-J-394 743⇒ CA, CH-NO 89-J-394 743⇒ CA, ⇒CH-NO 89-J-394 742 CA, ⇒CH-NO 89-J-394 742 CA, ⇒CH-NO 89-J-394 742	AVX13X915 AVX13X990
--	--	--	--	--	--	------------------------

80 (8C, B4)

1.6	09/91-12/94	ABM	52	1595	PS, ⇒CH-NO 8CN025000 ALT, CH-NO 8CN025001⇒ PS, ⇒CH-NO 8CN025000 PS, CH-NO 8CN025001⇒ ALT, ⇒CH-NO 8CN025000 AC CA CA	11,2X820Ld 4PK855 AVX10X850 AVX10X910 AVX10X950 AVX13X800
1.6 E	06/93-12/94	ADA	74	1595	PS, ⇒CH-NO 8CN025000 ALT, CH-NO 8CN025001⇒ PS, ⇒CH-NO 8CN025000 PS, CH-NO 8CN025001⇒ ALT, ⇒CH-NO 8CN025000 AC CA CA	11,2X820Ld 4PK855 AVX10X850 AVX10X910 AVX10X950 AVX13X800
1.9 TD	09/91-12/94	AAZ	55	1896	PS, WP ALT, (AC) ALT, (-AC) ONLY WITH VD1084 CA CA, ⇒MTR-NO 552 765 CA, MTR-NO 552 766⇒	11,9X903Ld 6PK1173 6PK890 MS13 VD1084
1.9 TDI	09/91-12/94	1Z	66	1896	PS, WP ALT, (AC) ALT, (-AC) ONLY WITH VD1084 CA CA, ⇒MTR-NO 289 575 CA, MTR-NO 289 576⇒	11,9X903Ld 6PK1173 6PK890 MS13 VD1084
2.0	09/91-12/94	ABT	66	1984	PS, ⇒CH-NO 8CN025000 ALT, CH-NO 8CN025001⇒ PS, ⇒CH-NO 8CN025000 PS, CH-NO 8CN025001⇒ ALT, ⇒CH-NO 8CN025000 AC CA CA, ⇒CH-NO 8C-S-075 037 CA, CH-NO 8C-S-075 038⇒	11,2X820Ld 4PK855 AVX10X850 AVX10X913 AVX10X950 AVX13X800
2.0 E	09/91-12/94	ABK	85	1984	PS, ⇒CH-NO 8CN025000 ALT, CH-NO 8CN025001⇒ PS, ⇒CH-NO 8CN025000 PS, CH-NO 8CN025001⇒ ALT, ⇒CH-NO 8CN025000 AC CA CA, ⇒CH-NO 8C-S-075 037 CA, CH-NO 8C-S-075 038⇒	11,2X820Ld 4PK855 AVX10X850 AVX10X913 AVX10X950 AVX13X800
2.0 E 16V	08/92-12/94	ACE	103	1984	ALT, CH-NO 8CN025001⇒ PS ALT, ⇒CH-NO 8CN025000 AC CA CA, ⇒MTR-NO 017 139	4PK890 AVX10X888 AVX10X900 AVX13X800
2.0 E 16V quattro	04/92-12/94	ACE	103	1984	ALT, CH-NO 8CN025001⇒ PS ALT, ⇒CH-NO 8CN025000 AC CA CA, ⇒MTR-NO 017 139	4PK890 AVX10X888 AVX10X900 AVX13X800
2.0 E quattro	09/91-12/94	ABK	85	1984	PS, ⇒CH-NO 8CN025000 ALT, CH-NO 8CN025001⇒ PS, ⇒CH-NO 8CN025000 PS, CH-NO 8CN025001⇒ ALT, ⇒CH-NO 8CN025000 AC CA	11,2X820Ld 4PK855 AVX10X850 AVX10X913 AVX10X950 AVX13X800





<b>AUDI</b>						
<b>80 (8C, B4)</b>						
2.0 quattro	11/93-07/94	ADW	79	1984	<b>CT630K2</b> <b>CT630K4</b>  <b>CT630</b> <b>CT630K2</b> <b>CT630K4</b>	CA, ⇒CH-NO 8C-S-075 037 CA, CH-NO 8C-S-075 038⇒ PS, ⇒CH-NO 8C-N-025 000 ALT, CH-NO 8C-N-025 001⇒ PS, ⇒CH-NO 8C-N-025 000 PS, CH-NO 8C-N-025 001⇒ ALT, ⇒CH-NO 8C-N-025 000 AC CA CA, ⇒CH-NO 8C-S-075 037 CA, CH-NO 8C-S-075 038⇒
						11,2X820Ld 4PK855 AVX10X850 AVX10X913 AVX10X950 AVX13X800
2.3 E	09/91-12/94	NG	98	2309	<b>CT539</b> <b>CT539K1</b> <b>CT926</b> <b>CT926K1</b>	ALT AC PS CA, ⇒CH-NO 8A-N-200000 CA, ⇒CH-NO 8A-N-200000 CA, CH-NO 8C-N-000001⇒ CA, CH-NO 8C-N-000001⇒
						11,2X866Ld AVX13X915 AVX13X990
2.3 E quattro	09/91-12/94	NG	98	2309	<b>CT926</b> <b>CT926K1</b>	ALT AC PS CA CA
						11,2X866Ld AVX13X915 AVX13X990
2.6	07/92-12/94	ABC	110	2598	<b>CT726</b> <b>CT726K1</b> <b>CT726K2</b> <b>CT726WP2</b>	ALT, PS, (-AC), CH-NO 8C-S-050001⇒ ALT, PS, (-AC), ⇒CH-NO 8C-S-050000 ALT, PS, AC, CH-NO 8C-S-050001⇒ ALT, PS, AC, CH-NO 8C-R-060966⇒, ⇒CH-NO 8C-S-050000 ALT, PS, AC, ⇒CH-NO 8C-R-060965 CA CA, ⇒CH-NO 8C-S-025 820 CA, CH-NO 8C-S-025 821⇒ CA, CH-NO 8C-S-025 821⇒
						6PK1635 6PK1675 6PK1863 6PK1905  6PK2260
2.6 quattro	06/92-12/94	ABC	110	2598	<b>CT726</b> <b>CT726K1</b> <b>CT726K2</b> <b>CT726WP2</b>	ALT, PS, (-AC), CH-NO 8C-S-050001⇒ ALT, PS, (-AC), ⇒CH-NO 8C-S-050000 ALT, PS, AC, CH-NO 8C-S-050001⇒ ALT, PS, AC, CH-NO 8C-R-060966⇒, ⇒CH-NO 8C-S-050000 ALT, PS, AC, ⇒CH-NO 8C-R-060965 CA CA, ⇒CH-NO 8C-S-025 820 CA, CH-NO 8C-S-025 821⇒ CA, CH-NO 8C-S-025 821⇒
						6PK1635 6PK1675 6PK1863 6PK1905  6PK2260
2.8	09/91-12/94	AAH	128	2771	<b>CT726</b> <b>CT726K1</b> <b>CT726K2</b> <b>CT726WP2</b>	ALT, PS, (-AC), CH-NO 8C-S-050001⇒ ALT, PS, (-AC), ⇒CH-NO 8C-S-050000 ALT, PS, AC, CH-NO 8C-S-050001⇒ ALT, PS, AC, CH-NO 8C-R-060966⇒, ⇒CH-NO 8C-S-050000 ALT, PS, AC, ⇒CH-NO 8C-R-060965 CA CA, ⇒CH-NO 8C-S-025 820 CA, CH-NO 8C-S-025 821⇒ CA, CH-NO 8C-S-025 821⇒
						6PK1635 6PK1675 6PK1863 6PK1905  6PK2260
2.8 quattro	09/91-12/94	AAH	128	2771	<b>CT726</b> <b>CT726K1</b> <b>CT726K2</b> <b>CT726WP2</b>	ALT, PS, (-AC), CH-NO 8C-S-050001⇒ ALT, PS, (-AC), ⇒CH-NO 8C-S-050000 ALT, PS, AC, CH-NO 8C-S-050001⇒ ALT, PS, AC, CH-NO 8C-R-060966⇒, ⇒CH-NO 8C-S-050000 ALT, PS, AC, ⇒CH-NO 8C-R-060965 CA CA, ⇒CH-NO 8C-S-025 820 CA, CH-NO 8C-S-025 821⇒ CA, CH-NO 8C-S-025 821⇒
						6PK1635 6PK1675 6PK1863 6PK1905  6PK2260
S2 quattro	02/93-12/94	ABY	169	2226	<b>CT515</b>	PS ALT, AC CA
						4PK890 AVX13X1030
<b>80 Avant (8C, B4)</b>						
1.6 E	06/93-01/96	ADA	74	1595	<b>CT637</b> <b>CT637K1</b>	PS, ⇒CH-NO 8CN025000 ALT, CH-NO 8CN025001⇒ PS, ⇒CH-NO 8CN025000 PS, CH-NO 8CN025001⇒ ALT, ⇒CH-NO 8CN025000 AC CA CA
						11,2X820Ld 4PK855 AVX10X850 AVX10X910 AVX10X950 AVX13X800
1.9 TD	09/91-12/94	AAZ	55	1896		PS, WP ALT, (AC) ALT, (-AC)
						11,9X903Ld 6PK1173 6PK890

**AUDI**



**AUDI**

80 Avant (8C, B4)



						ONLY WITH VD1084	MS13 VD1084
					CT867 CT867K1 CT867K2	CA CA, MTR-CODE: AAZ, ⇒MTR-NO 552 765 CA, MTR-CODE: AAZ, MTR-NO 552 766⇒	
1.9 TDI	07/92-01/96	1Z	66	1896		PS, WP ALT, (AC) ALT, (-AC) ONLY WITH VD1084	11,9X903Ld 6PK1173 6PK890 MS13 VD1084
					CT867 CT867K3 CT867K4	CA CA, ⇒MTR-NO 289 575 CA, MTR-NO 289 576⇒	
2.0	07/92-01/96	ABT	66	1984		PS, ⇒CH-NO 8CN025000 ALT, CH-NO 8CN025001⇒ PS, ⇒CH-NO 8CN025000 PS, CH-NO 8CN025001⇒ ALT, ⇒CH-NO 8CN025000 AC	11,2X820Ld 4PK855 AVX10X850 AVX10X913 AVX10X950 AVX13X800
					CT630 CT630K2 CT630K4	CA CA, ⇒CH-NO 8C-S-075 037 CA, CH-NO 8C-S-075 038⇒	
2.0 E	07/92-01/96	ABK	85	1984		PS, ⇒CH-NO 8CN025000 ALT, CH-NO 8CN025001⇒ PS, ⇒CH-NO 8CN025000 PS, CH-NO 8CN025001⇒ ALT, ⇒CH-NO 8CN025000 AC	11,2X820Ld 4PK855 AVX10X850 AVX10X913 AVX10X950 AVX13X800
					CT630 CT630K2 CT630K4	CA CA, ⇒CH-NO 8C-S-075 037 CA, CH-NO 8C-S-075 038⇒	
2.0 E 16V	02/93-01/96	ACE	103	1984		ALT, CH-NO 8CN025001⇒ PS ALT, ⇒CH-NO 8CN025000 AC	4PK890 AVX10X888 AVX10X900 AVX13X800
					CT869 CT869K1	CA CA, ⇒MTR-NO 017 139	
2.0 E 16V quattro	12/92-07/95	ACE	103	1984		ALT, CH-NO 8CN025001⇒ PS ALT, ⇒CH-NO 8CN025000 AC	4PK890 AVX10X888 AVX10X900 AVX13X800
					CT869 CT869K1	CA CA, ⇒MTR-NO 017 139	
2.0 quattro	11/93-01/96	ADW	79	1984		PS, ⇒CH-NO 8CN025000 ALT, CH-NO 8CN025001⇒ PS, ⇒CH-NO 8CN025000 PS, CH-NO 8CN025001⇒ ALT, ⇒CH-NO 8CN025000 AC	11,2X820Ld 4PK855 AVX10X850 AVX10X913 AVX10X950 AVX13X800
					CT630 CT630K2 CT630K4	CA CA, ⇒CH-NO 8C-S-075 037 CA, CH-NO 8C-S-075 038⇒	
2.3 E	07/92-01/96	NG	98	2309		ALT AC PS	11,2X866Ld AVX13X915 AVX13X990
					CT539 CT539K1 CT926 CT926K1	CA, ⇒CH-NO 8A-N-200000 CA, ⇒CH-NO 8A-N-200000 CA, CH-NO 8C-N-000001⇒ CA, CH-NO 8C-N-000001⇒	
2.3 E quattro	09/91-11/94	NG	98	2309		ALT AC PS	11,2X866Ld AVX13X915 AVX13X990
					CT926 CT926K1	CA CA	
2.6	07/92-01/96	ABC	110	2598		ALT, PS, (-AC), CH-NO 8C-S-050001⇒ ALT, PS, (-AC), ⇒CH-NO 8C-S-050000 ALT, PS, AC, CH-NO 8C-S-050001⇒ ALT, PS, AC, CH-NO 8C-R-060966⇒, ⇒CH-NO 8C-S-050000 ALT, PS, AC, ⇒CH-NO 8C-R-060965	6PK1635 6PK1675 6PK1863 6PK1905 6PK2260
					CT726 CT726K1 CT726K2 CT726WP2	CA CA, ⇒CH-NO 8C-S-025 820 CA, CH-NO 8C-S-025 821⇒ CA, CH-NO 8C-S-025 821⇒	
2.6 quattro	07/92-07/95	ABC	110	2598		ALT, PS, (-AC), CH-NO 8C-S-050001⇒ ALT, PS, (-AC), ⇒CH-NO 8C-S-050000 ALT, PS, AC, CH-NO 8C-S-050001⇒ ALT, PS, AC, CH-NO 8C-R-060966⇒,	6PK1635 6PK1675 6PK1863 6PK1905





<b>AUDI</b>							
<b>80 Avant (8C, B4)</b>							
					<b>CT726</b>	ALT, PS, AC, ⇒CH-NO 8C-R-060965	<b>6PK2260</b>
					<b>CT726K1</b>	CA	
					<b>CT726K2</b>	CA, ⇒CH-NO 8C-S-025 820	
					<b>CT726WP2</b>	CA, CH-NO 8C-S-025 821⇒	
	08/94-01/96	ACZ	102			ALT, (-AC)	<b>6PK1760</b>
						ALT, (AC), ⇒CH-NO 8D-T-185 641	<b>6PK1873</b>
						ALT, (AC), CH-NO 8D-T-185 642⇒	<b>6PK1880</b>
					<b>CT920</b>	CA	
					<b>CT920K1</b>	CA	
					<b>CT920K2</b>	CA	
					<b>CT920WP3</b>	CA, CH-NO 8C-S-025 821⇒	
2.8	09/91-01/96	AAH	128	2771		ALT, PS, (-AC), CH-NO 8C-S-050001⇒	<b>6PK1635</b>
						ALT, PS, (-AC), ⇒CH-NO 8C-S-050000	<b>6PK1675</b>
						ALT, PS, AC, CH-NO 8C-S-050001⇒	<b>6PK1863</b>
						ALT, PS, AC, CH-NO 8C-R-060966⇒,	<b>6PK1905</b>
						⇒CH-NO 8C-S-050000	
						ALT, PS, AC, ⇒CH-NO 8C-R-060965	<b>6PK2260</b>
					<b>CT726</b>	CA	
					<b>CT726K1</b>	CA, ⇒CH-NO 8C-S-025 820	
					<b>CT726K2</b>	CA, CH-NO 8C-S-025 821⇒	
					<b>CT726WP2</b>	CA, CH-NO 8C-S-025 821⇒	
2.8 quattro	08/92-07/95	AAH	128	2771		ALT, PS, (-AC), CH-NO 8C-S-050001⇒	<b>6PK1635</b>
						ALT, PS, (-AC), ⇒CH-NO 8C-S-050000	<b>6PK1675</b>
						ALT, PS, AC, CH-NO 8C-S-050001⇒	<b>6PK1863</b>
						ALT, PS, AC, CH-NO 8C-R-060966⇒,	<b>6PK1905</b>
						⇒CH-NO 8C-S-050000	
						ALT, PS, AC, ⇒CH-NO 8C-R-060965	<b>6PK2260</b>
					<b>CT726</b>	CA	
					<b>CT726K1</b>	CA, ⇒CH-NO 8C-S-025 820	
					<b>CT726K2</b>	CA, CH-NO 8C-S-025 821⇒	
					<b>CT726WP2</b>	CA, CH-NO 8C-S-025 821⇒	
RS2 quattro (P1)	03/94-05/95	ADU	232	2226		ALT	<b>4PK890</b>
						PS	<b>AVX13X1030</b>
						AC	<b>AVX13X915</b>
S2 quattro	02/93-07/95	ABY	169	2226		PS	<b>4PK890</b>
						ALT, AC	<b>AVX13X1030</b>
					<b>CT515</b>	CA	
<b>90 (81, 85, B2)</b>							
1.6 TD	10/85-01/87	CY	51	1588	<b>CT513</b>	CA	
					<b>CT513K1</b>	CA	
2.0	10/84-03/87	HP, JS	85	1994		ALT, ⇒CH-NO 81F090000	<b>AVX10X800</b>
						ALT, CH-NO 81F090001⇒	<b>AVX10X825</b>
						AC	<b>AVX13X1000</b>
						PS	<b>AVX13X1000</b>
					<b>CT660</b>	CA	
					<b>CT660K1</b>	CA	
					<b>CT660WP1</b>	CA	
	03/86-03/87	SK	83			ALT, ⇒CH-NO 81F090000	<b>AVX10X800</b>
						ALT, CH-NO 81F090001⇒	<b>AVX10X825</b>
						AC	<b>AVX13X1000</b>
						PS	<b>AVX13X1000</b>
					<b>CT660</b>	CA	
					<b>CT660K1</b>	CA	
					<b>CT660WP1</b>	CA	
2.0 quattro	08/84-08/86	JS	85	1994		ALT, ⇒CH-NO 81F090000	<b>AVX10X800</b>
						ALT, CH-NO 81F090001⇒	<b>AVX10X825</b>
						AC	<b>AVX13X1000</b>
						PS	<b>AVX13X1000</b>
					<b>CT660</b>	CA	
					<b>CT660K1</b>	CA	
					<b>CT660WP1</b>	CA	
2.2	01/85-03/87	KX	85	2226		ALT, ⇒CH-NO 81F090000	<b>AVX10X800</b>
						ALT, CH-NO 81F090001⇒	<b>AVX10X825</b>
						AC	<b>AVX13X1000</b>
						PS	<b>AVX13X1000</b>
					<b>CT660</b>	CA	
					<b>CT660K1</b>	CA	
					<b>CT660WP1</b>	CA	
	10/84-03/87	HY, KV	100			ALT, ⇒CH-NO 81F090000	<b>AVX10X800</b>
						ALT, CH-NO 81F090001⇒	<b>AVX10X825</b>
						AC	<b>AVX13X1000</b>
						PS	<b>AVX13X1000</b>
					<b>CT660</b>	CA	
					<b>CT660K1</b>	CA, ⇒CH-NO 89-J-394 742	
					<b>CT660WP1</b>	CA, ⇒CH-NO 89-J-394 742	
2.2 E quattro	11/84-03/87	KV	100	2226		ALT, ⇒CH-NO 81F090000	<b>AVX10X800</b>
						ALT, CH-NO 81F090001⇒	<b>AVX10X825</b>

**AUDI**



**AUDI**
**AUDI**
**90 (81, 85, B2)**


					<b>CT660</b> <b>CT660K1</b> <b>CT660WP1</b>	AC PS CA CA, ⇨CH-NO 89-J-394 742 CA, ⇨CH-NO 89-J-394 742	<b>AVX13X1000</b> <b>AVX13X1000</b>
08/85-03/87	JT		88		<b>CT660</b> <b>CT660K1</b> <b>CT660WP1</b>	ALT, ⇨CH-NO 81F090000 ALT, CH-NO 81F090001⇨ AC PS CA CA, ⇨CH-NO 89-J-394 742 CA, ⇨CH-NO 89-J-394 742	<b>AVX10X800</b> <b>AVX10X825</b> <b>AVX13X1000</b> <b>AVX13X1000</b>

**90 (89, 89Q, 8A, B3)**

1.6 TD	04/87-09/91	RA, SB	59	1588	<b>CT513</b> <b>CT513K1</b>	CA CA	
2.0	07/88-09/91	PS	85	1994	<b>CT539</b> <b>CT539K1</b> <b>CT539WP1</b> <b>CT660</b> <b>CT660K1</b> <b>CT660WP1</b>	ALT AC PS CA, CH-NO 89J394743⇨ CA, CH-NO 89-J-394 743⇨ CA, CH-NO 89-J-394 743⇨ CA, ⇨CH-NO 89J394742 CA, ⇨CH-NO 89-J-394 742 CA, ⇨CH-NO 89-J-394 742	<b>11,2X866Ld</b> <b>AVX13X915</b> <b>AVX13X990</b>
2.0 quattro	08/89-07/90	6A	101	1984	<b>CT869</b> <b>CT869K1</b>	ALT, CH-NO 8CN025001⇨ PS ALT, ⇨CH-NO 8CN025000 WP AC CA CA	<b>4PK890</b> <b>AVX10X888</b> <b>AVX10X900</b> <b>AVX10X900</b> <b>AVX13X800</b>
2.2 E	04/87-07/91	KV	100	2226	<b>CT539</b> <b>CT539K1</b> <b>CT539WP1</b> <b>CT660</b> <b>CT660K1</b> <b>CT660WP1</b>	ALT AC PS CA, CH-NO 89J394747⇨ CA, CH-NO 89-J-394 743⇨ CA, CH-NO 89-J-394 743⇨ CA, ⇨CH-NO 89J394746 CA, ⇨CH-NO 89-J-394 742 CA, ⇨CH-NO 89-J-394 742	<b>11,2X866Ld</b> <b>AVX13X915</b> <b>AVX13X990</b>
2.2 E quattro	04/87-09/91	KV	100	2226	<b>CT539</b> <b>CT539K1</b> <b>CT539WP1</b> <b>CT660</b> <b>CT660K1</b> <b>CT660WP1</b>	ALT AC PS CA, CH-NO 89J394747⇨ CA, CH-NO 89-J-394 743⇨ CA, CH-NO 89-J-394 743⇨ CA, ⇨CH-NO 89J394746 CA, ⇨CH-NO 89-J-394 742 CA, ⇨CH-NO 89-J-394 742	<b>11,2X866Ld</b> <b>AVX13X915</b> <b>AVX13X990</b>
2.3 E	04/87-07/91	NG	100	2309	<b>CT539</b> <b>CT539K1</b> <b>CT539WP1</b> <b>CT660</b> <b>CT660K1</b> <b>CT660WP1</b>	ALT AC PS CA, CH-NO 89-J-396 703⇨ CA, CH-NO 89-J-396 703⇨ CA, CH-NO 89-J-396 703⇨ CA, ⇨CH-NO 89-J-396 702 CA, ⇨CH-NO 89-J-396 702 CA, ⇨CH-NO 89-J-396 702	<b>11,2X866Ld</b> <b>AVX13X915</b> <b>AVX13X990</b>
	04/87-09/91		98		<b>CT539</b> <b>CT539K1</b> <b>CT539WP1</b> <b>CT660</b> <b>CT660K1</b> <b>CT660WP1</b>	ALT AC PS CA, CH-NO 89-J-396 703⇨ CA, CH-NO 89-J-396 703⇨ CA, CH-NO 89-J-396 703⇨ CA, ⇨CH-NO 89-J-396 702 CA, ⇨CH-NO 89-J-396 702 CA, ⇨CH-NO 89-J-396 702	<b>11,2X866Ld</b> <b>AVX13X915</b> <b>AVX13X990</b>
2.3 E 20V	04/90-07/91	7A	123	2309	<b>CT926</b>	ALT AC PS CA	<b>11,2X866Ld</b> <b>AVX13X915</b> <b>AVX13X990</b>
	08/88-07/91		125		<b>CT926</b>	ALT AC PS CA	<b>11,2X866Ld</b> <b>AVX13X915</b> <b>AVX13X990</b>
2.3 E 20V quattro	06/88-09/91	7A	125	2309	<b>CT926</b>	ALT AC PS	<b>11,2X866Ld</b> <b>AVX13X915</b> <b>AVX13X990</b>





<b>AUDI</b>							
<b>90 (89, 89Q, 8A, B3)</b>							
	04/90-09/91		123		<b>CT926</b>	CA ALT AC PS	11,2X866Ld AVX13X915 AVX13X990
2.3 E quattro	04/87-07/91	NG	100	2309	<b>CT926</b>	CA ALT AC PS	11,2X866Ld AVX13X915 AVX13X990
	04/87-09/91		98		<b>CT539</b> <b>CT539K1</b> <b>CT539WP1</b> <b>CT660</b> <b>CT660K1</b> <b>CT660WP1</b>	CA, CH-NO 89-J-394 743⇒ CA, CH-NO 89-J-394 743⇒ CA, CH-NO 89-J-394 743⇒ CA, ⇒CH-NO 89-J-394 742 CA, ⇒CH-NO 89-J-394 742 CA, ⇒CH-NO 89-J-394 742	11,2X866Ld AVX13X915 AVX13X990
	04/87-09/91		98		<b>CT539</b> <b>CT539K1</b> <b>CT539WP1</b> <b>CT660</b> <b>CT660K1</b> <b>CT660WP1</b>	CA, CH-NO 89-J-394 743⇒ CA, CH-NO 89-J-394 743⇒ CA, CH-NO 89-J-394 743⇒ CA, ⇒CH-NO 89-J-394 742 CA, ⇒CH-NO 89-J-394 742 CA, ⇒CH-NO 89-J-394 742	11,2X866Ld AVX13X915 AVX13X990
<b>A1 (8X1)</b>							
1.2 TFSI	05/10-	CBZA	63	1197		ALT, (-AC) ALT, (AC) ALT, (Bosch), FOR ALT: 140A, OE-NO 03F 903 023 D, 03C 903 025 F ALT, (Valeo), FOR ALT: 110A, OE-NO 03F 903 023 E	6PK1432 6PK1693 AP9012 AP9012
1.4 TFSI	04/12-	CPTA	103	1395		ALT, (AC) ALT, (-AC) CA	6PK1000 6PK737
	05/10-	CAXA, CNVA	90	1390	<b>CT1167</b>	ALT, (-AC) ALT, (AC) ALT, (Bosch), FOR ALT: 140A, OE-NO 03C 903 023 S, 03C 903 023 A ALT, (Valeo), FOR ALT: 140A, OE-NO 03C 903 023 T, 03C 903 025 D	6PK1090 6PK1733 AP9012 AP9012
	01/11-	CAVG, CTHG, CTJA	136			AIRC ALT, (-AC) ALT, (AC) ALT, (Valeo), FOR ALT: 110A, OE-NO 03C 903 023 G, FOR ALT: 140A, OE-NO 03C 903 025 D, MTR-CODE: CAVG ALT, (Bosch), FOR ALT: 140A, OE-NO 03C 903 023 A, MTR-CODE: CAVG	5PK491 6PK1600 6PK1698 AP9012 AP9012
1.6 TDI	05/10-	CAYC	77	1598		ALT, (AC) ALT, (-AC) ALT, (-AC)  ALT, (Bosch), FOR ALT: 110A, OE-NO 06F903023D, FOR ALT: 140A, OE-NO 03L903023, 06F903023F ALT, (Valeo), FOR ALT: 110A, OE-NO 06F903023E, FOR ALT: 140A, OE-NO 03L903023A, 03L903023F	6PK1070 6PK842 ELAST 6PK842 ELAST T1 AP9001  AP9001  VD1111
	03/11-	CAYB	66		<b>CT1139</b> <b>CT1139K1</b> <b>CT1139WP1</b>	CA CA MTR-CODE: CAYC, CA, WP ALT, (AC) ALT, (-AC) ALT, (-AC)  ALT, (Bosch), FOR ALT: 110A, OE-NO 06F903023D, FOR ALT: 140A, OE-NO 03L903023, 06F903023F ALT, (Valeo), FOR ALT: 110A, OE-NO 06F903023E, FOR ALT: 140A, OE-NO 03L903023A, 03L903023F	6PK1070 6PK842 ELAST 6PK842 ELAST T1 AP9001  AP9001  VD1111
2.0 TDI	05/12-	CFHB	100	1968		ALT, (AC) ALT, (-AC) ALT, (-AC)	6PK1070 6PK842 ELAST 6PK842 ELAST

**AUDI**






AUDI

**AUDI**

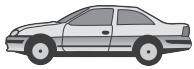
A1 (8X1)							
					CT1139 CT1139K2 CT1139WP2	ALT, (Bosch), FOR ALT: 110A, OE-NO 06F903023D, FOR ALT: 140A, OE-NO 03L903023, 06F903023F ALT, (Valeo), FOR ALT: 110A, OE-NO 06F903023E, FOR ALT: 140A, OE-NO 03L903023A, 03L903023F CA CA CA, WP	T1 AP9001 AP9001 VD1111
09/11-	CFHD	105			CT1139 CT1139K2 CT1139WP2	ALT, (AC) ALT, (-AC) ALT, (-AC) ALT, (Bosch), FOR ALT: 110A, OE-NO 06F903023D, FOR ALT: 140A, OE-NO 03L903023, 06F903023F ALT, (Valeo), FOR ALT: 110A, OE-NO 06F903023E, FOR ALT: 140A, OE-NO 03L903023A, 03L903023F CA CA CA, WP	6PK1070 6PK842 ELAST 6PK842 ELAST T1 AP9001 AP9001 VD1111
A1 Sportback (8XA)							
1.2 TFSI	01/12-	CBZA	63	1197		ALT, (-AC) ALT, (AC) ALT, (Bosch), FOR ALT: 140A, OE-NO 03F 903 023 D, 03C 903 025 F ALT, (Valeo), FOR ALT: 110A, OE-NO 03F 903 023 E	6PK1432 6PK1693 AP9012 AP9012
1.4 TFSI	11/11-	CAXA, CNVA	90	1390		ALT, (-AC) ALT, (AC) ALT, (Bosch), FOR ALT: 140A, OE-NO 03C 903 023 S, 03C 903 023 A ALT, (Valeo), FOR ALT: 140A, OE-NO 03C 903 023 T, 03C 903 025 D	6PK1090 6PK1733 AP9012 AP9012
	04/12-	CPTA	103	1395	CT1167	ALT, (AC) ALT, (-AC) CA	6PK1000 6PK737
	11/11-	CAVG, CTHG, CTJA	136	1390		AIRC ALT, (-AC) ALT, (AC) ALT, (Valeo), FOR ALT: 110A, OE-NO 03C 903 023 G, FOR ALT: 140A, OE-NO 03C 903 025 D, MTR-CODE: CAVG ALT, (Bosch), FOR ALT: 140A, OE-NO 03C 903 023 A, MTR-CODE: CAVG	5PK491 6PK1600 6PK1698 AP9012 AP9012
1.6 TDI	11/11-	CAYB	66	1598	CT1139 CT1139K2 CT1139WP2	ALT, (AC) ALT, (-AC) ALT, (-AC) ALT, (Bosch), FOR ALT: 110A, OE-NO 06F903023D, FOR ALT: 140A, OE-NO 03L903023, 06F903023F ALT, (Valeo), FOR ALT: 110A, OE-NO 06F903023E, FOR ALT: 140A, OE-NO 03L903023A, 03L903023F CA CA MTR-CODE: CAYB, CA, WP	6PK1070 6PK842 ELAST 6PK842 ELAST T1 AP9001 AP9001 VD1111
		CAYC	77			ALT, (AC) ALT, (-AC) ALT, (-AC) ALT, (Bosch), FOR ALT: 110A, OE-NO 06F903023D, FOR ALT: 140A, OE-NO 03L903023, 06F903023F ALT, (Valeo), FOR ALT: 110A, OE-NO 06F903023E, FOR ALT: 140A, OE-NO 03L903023A, 03L903023F CA CA MTR-CODE: CAYC, CA, WP	6PK1070 6PK842 ELAST 6PK842 ELAST T1 AP9001 AP9001 VD1111
2.0 TDI	05/12-	CFHB	100	1968	CT1139 CT1139K1 CT1139WP1	ALT, (AC)	6PK1070





<b>AUDI</b>							
<b>A1 Sportback (8XA)</b>							
						ALT, (-AC) ALT, (-AC)  ALT, (Bosch), FOR ALT: 110A, OE-NO 06F903023D, FOR ALT: 140A, OE-NO 03L903023, 06F903023F ALT, (Valeo), FOR ALT: 110A, OE-NO 06F903023E, FOR ALT: 140A, OE-NO 03L903023A, 03L903023F  <b>CT1139</b> <b>CT1139K2</b> <b>CT1139WP2</b> CA CA CA, WP	<b>6PK842 ELAST</b> <b>6PK842 ELAST T1</b> <b>AP9001</b>  <b>AP9001</b>  <b>VD1111</b>
<b>A2 (8Z0)</b>							
1.2 TDI	03/01-08/05	ANY	45	1191	<b>CT1090</b> <b>CT1090K1</b> <b>CT1090K2</b> CA CA CA	ALT, PS, (-AC) ALT, PS, (AC)  <b>6PK858</b> <b>6PK995</b>	
1.4	02/00-08/05	AUA, BBY	55	1390	<b>CT957(SET)</b> <b>CT957K1</b> <b>CT957WP1</b> CA CA CA	ALT, (AC) ALT, (-AC)  <b>6PK1084</b> <b>6PK745</b>	
1.4 TDI	02/00-08/05	AMF, BHC	55	1422	<b>CT1028</b> <b>CT1028K2</b> <b>CT1028K3</b> <b>CT1028K4</b> <b>CT1028WP1</b>  <b>CT1028WP3</b> CA CA, ⇒CH-NO 8Z-2-017 000 CA, CH-NO 8Z-2-017 001⇒ CA, ⇒CH-NO 8Z-2-017 000 CA, MTR-CODE: AMF, CH-NO 8Z-2-017 001⇒, ⇒CH-NO 8Z-2-070 000 CA, MTR-CODE: BHC, CH-NO 8Z-2-017 001⇒	ALT, PS ALT, PS, AC ALT, (Bosch), FOR ALT: 120A, OE-NO 045 903 023 A, 045 903 023 F, FOR ALT: 140A, OE-NO 045 903 023 G  <b>6PK858</b> <b>6PK995</b> <b>AP9001</b>	
	11/03-08/05	ATL	66		<b>CT1028</b> <b>CT1028K3</b> <b>CT1028WP3</b> CA CA, WP CA, WP CA, WP	ALT, (-AC) ALT, (AC)  <b>6PK858</b> <b>6PK995</b>	
1.6 FSI	05/02-08/05	BAD	81	1598	<b>CT957(SET)</b> <b>CT957K1</b> <b>CT957WP2</b> CA CA CA	ALT, AC ALT  <b>6PK1080</b> <b>6PK737</b>	
<b>A3 (8L1)</b>							
1.6	08/00-05/03	AVU, BFQ	75	1595	<b>CT908</b> <b>CT908K1</b> <b>CT908WP1</b> CA CA CA	ALT, (AC), ⇒05/2003 ALT, (-AC), ⇒05/2003 ALT, (Bosch), FOR ALT: 120A, OE-NO 028 903 028 E ALT, (Valeo), FOR ALT: 120A, OE-NO 038 903 023 S ALT, (Hitachi), FOR ALT: 120A, OE-NO 028 903 029 G  <b>6DPK1195</b> <b>6PK1120</b> <b>AP9001</b>  <b>AP9001</b>  <b>AP9001</b>	
	09/96-05/03	AEH, AKL, APF	74		<b>CT908</b> <b>CT908K1</b> <b>CT908WP1</b> CA CA CA	ALT, (AC) ALT, (-AC) ALT, (Bosch), FOR ALT: 120A, OE-NO 038 903 023 E ALT, (Valeo), FOR ALT: 120A, OE-NO 038 903 023 S ALT, (Hitachi), FOR ALT: 120A, OE-NO 038 903 023 G  <b>6DPK1195</b> <b>6PK1120</b> <b>AP9001</b>  <b>AP9001</b>  <b>AP9001</b>	
1.8	09/96-05/03	AGN, APG	92	1781	<b>CT908</b> <b>CT908K1</b> <b>CT908WP1</b> CA CA CA	ALT, (AC) ALT, (-AC) ALT, (Bosch), FOR ALT: 120A, OE-NO 028 903 028 E ALT, (Valeo), FOR ALT: 120A, OE-NO 038 903 023 S ALT, (Hitachi), FOR ALT: 120A, OE-NO 028 903 029 G  <b>6DPK1195</b> <b>6PK1120</b> <b>AP9001</b>  <b>AP9001</b>  <b>AP9001</b>	

**AUDI**

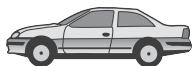
AUDI

**AUDI**

A3 (8L1)

					<b>CT909</b> CA <b>CT909K2</b> CA, CH-NO 8L-Y-125 001⇒ <b>CT909K3</b> CA, CH-NO 8L-Y-125 001⇒ <b>CT909K6</b> CA, ⇒CH-NO 8L-Y-125 000 <b>CT909K7</b> CA, ⇒CH-NO 8L-Y-125 000 <b>CT909WP1</b> CA, CH-NO 8L-Y-125 001⇒	<b>VD1107</b>
1.8 T	12/98-05/03	AJQ, APP, ARY, AUQ	132	1781	<b>CT909</b> CA <b>CT909K2</b> CA, MTR-CODE: AJQ,APP,AUQ, CH-NO 8L-Y-125 001⇒, CA, MTR-CODE: ARY <b>CT909K3</b> CA, MTR-CODE: AJQ,APP,AUQ, CH-NO 8L-Y-125 001⇒, CA, MTR-CODE: ARY <b>CT909K6</b> CA, MTR-CODE: AJQ,APP,AUQ, ⇒CH-NO 8L-Y-125 000 <b>CT909K7</b> CA, MTR-CODE: AJQ,APP,AUQ, ⇒CH-NO 8L-Y-125 000 <b>CT909WP1</b> CA, MTR-CODE: AJQ,APP,AUQ, CH-NO 8L-Y-125 001⇒ <b>CT909WP1</b> CA, MTR-CODE: ARY	<b>6DPK1195</b> <b>6PK1120</b> <b>AP9001</b> <b>AP9001</b> <b>AP9001</b> <b>AP9001</b> <b>VD1107</b>
	12/96-05/03	AGU, AQA, ARZ, AUM	110		<b>CT909</b> CA <b>CT909K2</b> CA, CH-NO 8L-Y-125 001⇒ <b>CT909K3</b> CA, CH-NO 8L-Y-125 001⇒ <b>CT909K6</b> CA, ⇒CH-NO 8L-Y-125 000 <b>CT909K7</b> CA, ⇒CH-NO 8L-Y-125 000 <b>CT909WP1</b> CA, CH-NO 8L-Y-125 001⇒	<b>6DPK1195</b> <b>6PK1120</b> <b>AP9001</b> <b>AP9001</b> <b>AP9001</b> <b>VD1107</b>
1.8 T quattro	10/98-05/03	AJQ, ARY	132	1781	<b>CT909</b> CA <b>CT909K2</b> CA, CH-NO 8L-Y-125 001⇒ <b>CT909K3</b> CA, CH-NO 8L-Y-125 001⇒ <b>CT909K6</b> CA, ⇒CH-NO 8L-Y-125 000 <b>CT909K7</b> CA, ⇒CH-NO 8L-Y-125 000 <b>CT909WP1</b> CA, CH-NO 8L-Y-125 001⇒	<b>6DPK1195</b> <b>6PK1120</b> <b>AP9001</b> <b>AP9001</b> <b>AP9001</b> <b>VD1107</b>
	12/96-05/03	AGU, AQA, ARX	110		<b>CT909</b> CA <b>CT909K2</b> CA, CH-NO 8L-Y-125 001⇒ <b>CT909K3</b> CA, CH-NO 8L-Y-125 001⇒ <b>CT909K6</b> CA, ⇒CH-NO 8L-Y-125 000 <b>CT909K7</b> CA, ⇒CH-NO 8L-Y-125 000 <b>CT909WP1</b> CA, CH-NO 8L-Y-125 001⇒	<b>6DPK1195</b> <b>6PK1120</b> <b>AP9001</b> <b>AP9001</b> <b>AP9001</b> <b>VD1107</b>
1.9 TDI	08/00-05/03	ASZ	96	1896	ALT, (AC)	<b>6DPK1195</b>





**AUDI**

A3 (8L1)

A3 (8L1)				<p>ALT, (-AC) ALT, (Bosch), FOR ALT: 70A, OE-NO 038 903 023 K, FOR ALT: 90A, OE-NO 038 903 023 L, FOR ALT: 120A, OE-NO 038 903 023 E ALT, (Valeo), FOR ALT: 90A, OE-NO 038 903 023 R, FOR ALT: 120A, OE-NO 038 903 023 S ALT, (Hitachi), FOR ALT: 120A, OE-NO 038 903 023 G</p> <p><b>CT1028</b> CA <b>CT1028K2</b> CA, ⇨MTR-NO 115 000 <b>CT1028K3</b> CA, MTR-NO 115 001⇨ <b>CT1028K4</b> CA, ⇨MTR-NO 115 000 <b>CT1028WP4</b> CA, MTR-NO 115 001⇨, CH-NO 8L-3-000 001⇨ <b>CT1028WP7</b> CA, ⇨MTR-NO 115 000, ⇨CH-NO 8L-2-150 000</p>	<p><b>6PK1120</b> <b>AP9001</b> <b>AP9001</b> <b>AP9001</b> <b>AP9001</b> <b>VD1091</b></p>
	10/00-05/03	ATD, AXR	74	<p>ALT, (AC) ALT, (-AC) ALT, (Bosch), FOR ALT: 70A, OE-NO 038 903 023 K, FOR ALT: 90A, OE-NO 038 903 023 L, FOR ALT: 120A, OE-NO 038 903 023 E ALT, (Valeo), FOR ALT: 90A, OE-NO 038 903 023 R, FOR ALT: 120A, OE-NO 038 903 023 S ALT, (Hitachi), FOR ALT: 120A, OE-NO 038 903 023 G</p> <p><b>CT1028</b> MTR-CODE: ATD, AXR, CA, WP <b>CT1028K2</b> MTR-CODE: ATD, ⇨MTR-NO 165 000, CA, WP <b>CT1028K3</b> MTR-CODE: ATD, MTR-NO 165 001⇨, CA, WP <b>CT1028K3</b> MTR-CODE: AXR, CA, WP <b>CT1028K4</b> MTR-CODE: ATD, ⇨MTR-NO 165 000, CA, WP <b>CT1028WP2</b> MTR-CODE: ATD, MTR-NO 165 001⇨, ⇨CH-NO 8L-2-150 000, CA, WP <b>CT1028WP2</b> MTR-CODE: AXR, ⇨CH-NO 8L-2-150 000, CA, WP <b>CT1028WP4</b> MTR-CODE: ATD, MTR-NO 165 001⇨, CH-NO 8L-3-000 001⇨, CA, WP <b>CT1028WP4</b> MTR-CODE: AXR, CH-NO 8L-3-000 001⇨, CA, WP <b>CT1028WP7</b> MTR-CODE: ATD, ⇨MTR-NO 165 000, ⇨CH-NO 8L-2-150 000, CA, WP</p>	<p><b>6DPK1195</b> <b>6PK1120</b> <b>AP9001</b> <b>AP9001</b> <b>AP9001</b> <b>AP9001</b> <b>VD1091</b></p>
	09/96-07/01	AGR, ALH	66	<p>ALT, PS, (AC) ALT, PS, (-AC) ONLY WITH VD1089 ONLY WITH VD1076 ALT, (Bosch), FOR ALT: 70A, OE-NO 038 903 023 K, FOR ALT: 90A, OE-NO 038 903 023 L, FOR ALT: 120A, OE-NO 028 903 028 E ALT, (Valeo), FOR ALT: 70A, OE-NO 038 903 023 Q, FOR ALT: 90A, OE-NO 038 903 023 R, FOR ALT: 120A, OE-NO 038 903 023 S ALT, (Hitachi), FOR ALT: 120A, OE-NO 028 903 029 G ALT, ⇨CH-NO 8L-W-010 000, (Bosch), FOR ALT: 70A, OE-NO 038 903 023 G, FOR ALT: 90A, OE-NO 038 903 023 H, FOR ALT: 120A, OE-NO 038 903 023 J MTR-CODE: ALH, CH-NO 8L-3-070 001⇨, 8L-31222 001⇨ MTR-CODE: AGR MTR-CODE: ALH, ⇨CH-NO 8L-3-070 000, 8L-31222 000</p> <p><b>CT1044</b> CA, WP, MTR-CODE: AGR, MTR-NO 565 001⇨ <b>CT1044</b> CA, WP, MTR-CODE: ALH, MTR-NO 500 001⇨ <b>CT1044K1</b> CA, WP, MTR-CODE: AGR, MTR-NO 565 001⇨</p>	<p><b>6PK1660</b> <b>6PK906</b> <b>MS17</b> <b>MS17</b> <b>AP9001</b> <b>AP9001</b> <b>AP9001</b> <b>AP9001</b> <b>AP9016</b> <b>VD1076</b> <b>VD1089</b> <b>VD1089</b></p>

AUDI





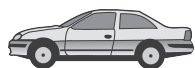
AUDI

**AUDI**

A3 (8L1)  
↔

					<p><b>CT1044K1</b> CA, WP, MTR-CODE: ALH, MTR-NO 500 001⇒</p> <p><b>CT1044WP1</b> CA, WP, MTR-CODE: ALH, MTR-NO 500 001⇒</p> <p><b>CT1044WP1</b> CA, WP, MTR-CODE: AGR, MTR-NO 565 001⇒</p> <p><b>CT946</b> CA, WP, MTR-CODE: AGR, ⇒MTR-NO 565 000</p> <p><b>CT946</b> CA, WP, MTR-CODE: ALH, ⇒MTR-NO 500 000</p> <p><b>CT946K1</b> CA, WP, MTR-CODE: AGR, ⇒MTR-NO 044 441</p>	
	08/97-07/01	AHF, ASV	81		<p>ALT, PS, (AC) <b>6PK1660</b></p> <p>ALT, PS, (-AC) <b>6PK906</b></p> <p>ONLY WITH VD1089 <b>MS17</b></p> <p>ONLY WITH VD1076 <b>MS17</b></p> <p>ALT, (Bosch), FOR ALT: 70A, OE-NO 038 903 023 K, FOR ALT: 90A, OE-NO 038 903 023 L, FOR ALT: 120A, OE-NO 038 903 023 E <b>AP9001</b></p> <p>ALT, (Valeo), FOR ALT: 70A, OE-NO 038 903 023 Q, FOR ALT: 90A, OE-NO 038 903 023 R, FOR ALT: 120A, OE-NO 038 903 023 S <b>AP9001</b></p> <p>ALT, (Hitachi), FOR ALT: 120A, OE-NO 038 903 029 G <b>AP9001</b></p> <p>ALT, MTR-CODE: AHF, ⇒CH-NO 8L-W-010 000, (Bosch), FOR ALT: 70A, OE-NO 038 903 023 G, FOR ALT: 90A, OE-NO 038 903 023 H, FOR ALT: 120A, OE-NO 038 903 023 J <b>AP9016</b></p> <p>MTR-CODE: ASV, AHF, CH-NO 8L-3-070 001⇒, 8L-31222 001⇒ <b>VD1076</b></p> <p>MTR-CODE: ASV, AHF, ⇒CH-NO 8L-3-070 000, 8L-31222 000 <b>VD1089</b></p> <p><b>CT1044</b> CA, WP, MTR-CODE: AHF, MTR-NO 595 001⇒</p> <p><b>CT1044</b> CA, WP, MTR-CODE: ASV, MTR-NO 150 001⇒</p> <p><b>CT1044K1</b> CA, WP, MTR-CODE: AHF, MTR-NO 595 001⇒, CA, WP, MTR-CODE: ASV</p> <p><b>CT1044WP1</b> CA, WP, MTR-CODE: AHF, MTR-NO 595 001⇒</p> <p><b>CT946</b> CA, WP, MTR-CODE: AHF, ⇒MTR-NO 595 000</p> <p><b>CT946</b> CA, WP, MTR-CODE: ASV, ⇒MTR-NO 150 000</p> <p><b>CT946K1</b> CA, WP, MTR-CODE: AHF, ⇒MTR-NO 006 065</p>	
1.9 TDI quattro	08/00-05/03	ASZ	96	1896	<p>ALT, (AC) <b>6DPK1195</b></p> <p>ALT, (-AC) <b>6PK1120</b></p> <p>ALT, (Bosch), FOR ALT: 70A, OE-NO 038 903 023 K, FOR ALT: 90A, OE-NO 038 903 023 L, FOR ALT: 120A, OE-NO 038 903 023 E <b>AP9001</b></p> <p>ALT, (Valeo), FOR ALT: 90A, OE-NO 038 903 023 R, FOR ALT: 120A, OE-NO 038 903 023 S <b>AP9001</b></p> <p>ALT, (Hitachi), FOR ALT: 120A, OE-NO 038 903 023 G <b>AP9001</b></p> <p><b>CT1028</b> MTR-CODE: ASZ, CA, WP</p> <p><b>CT1028K2</b> MTR-CODE: ASZ, ⇒MTR-NO 115 000, CA, WP</p> <p><b>CT1028K3</b> MTR-CODE: ASZ, MTR-NO 115 001⇒, CA, WP</p> <p><b>CT1028K4</b> MTR-CODE: ASZ, ⇒MTR-NO 115 000, CA, WP</p> <p><b>CT1028WP2</b> MTR-CODE: ASZ, MTR-NO 115 001⇒, CA, WP, ⇒CH-NO 8L-2-150 000</p> <p><b>CT1028WP4</b> MTR-CODE: ASZ, MTR-NO 115 001⇒, CA, WP, CH-NO 8L-3-000 001⇒</p> <p><b>CT1028WP7</b> MTR-CODE: ASZ, ⇒MTR-NO 115 000, CA, WP, ⇒CH-NO 8L-2-150 000</p>	
S3 quattro	03/99-04/02	APY, AMK, AUL	154	1781	<p>ALT, PS, AC <b>6DPK1195</b></p> <p>ALT, PS <b>6PK1120</b></p> <p>ALT, (Bosch), FOR ALT: 120A, OE-NO 038 903 023 E <b>AP9001</b></p>	





## AUDI

A3 (8L1)

					<p>ALT, (Valeo), FOR ALT: 120A, OE-NO 038 903 023 S <b>AP9001</b></p> <p>ALT, (Hitachi), FOR ALT: 120A, OE-NO 038 903 023 G <b>AP9001</b></p> <p><b>CT909</b> CA</p> <p><b>CT909K2</b> CA, MTR-CODE: APY, CH-NO 8L-Y-125 001⇒</p> <p><b>CT909K2</b> CA, MTR-CODE: AMK, AUL</p> <p><b>CT909K3</b> CA, MTR-CODE: APY, CH-NO 8L-Y-125 001⇒</p> <p><b>CT909K3</b> CA, MTR-CODE: AMK, AUL</p> <p><b>CT909K6</b> CA, MTR-CODE: APY, ⇒CH-NO 8L-Y-125 000</p> <p><b>CT909K7</b> CA, MTR-CODE: APY, ⇒CH-NO 8L-Y-125 000</p> <p><b>CT909WP1</b> CA, MTR-CODE: APY, CH-NO 8L-Y-125 001⇒</p> <p><b>CT909WP1</b> CA, MTR-CODE: AMK, AUL</p>	
	10/01-05/03	BAM	165		<p>ALT, PS, AC <b>6DPK1195</b></p> <p>ALT, PS <b>6PK1120</b></p> <p>ALT, (Bosch), FOR ALT: 120A, OE-NO 028 903 028 E <b>AP9001</b></p> <p>ALT, (Valeo), FOR ALT: 120A, OE-NO 038 903 023 S <b>AP9001</b></p> <p>ALT, (Hitachi), FOR ALT: 120A, OE-NO 028 903 029 G <b>AP9001</b></p> <p><b>CT909</b> CA</p> <p><b>CT909K2</b> CA</p> <p><b>CT909K3</b> CA</p> <p><b>CT909WP1</b> CA</p>	
<b>A3 (8P1)</b>						
1.2 TSI	04/10-08/12	CBZB	77	1197	<p>ALT, (-AC) <b>6PK1432</b></p> <p>ALT, (AC) <b>6PK1693</b></p> <p>ALT, (Bosch), FOR ALT: 140A, OE-NO 03F 903 023 D, 03C 903 023 F <b>AP9012</b></p> <p>ALT, (Valeo), FOR ALT: 110A, OE-NO 03F 903 023 E <b>AP9012</b></p>	
1.4 TFSI	09/07-08/12	CAXC, CMSA	92	1390	<p>ALT, (-AC) <b>6PK1090</b></p> <p>ALT, (AC) <b>6PK1733</b></p> <p>ALT, (Valeo), OE-NO 03C 903 023 G, FOR ALT: 110A <b>AP9012</b></p> <p>(Valeo), OE-NO 03C 903 023 C, FOR ALT: 140A <b>AP9012</b></p> <p>ALT, (Bosch), OE-NO 03C 903 023 A, FOR ALT: 140A <b>AP9012</b></p>	
1.6	05/03-08/12	BGU, BSE, BSF, CCSA, CMXA	75	1595	<p>ALT, (AC) <b>6PK1045</b></p> <p>ALT, (-AC) <b>6PK900</b></p> <p>ALT, (Bosch), FOR ALT: 110A, OE-NO 06F903023D, 06F903023G, FOR ALT: 140A, OE-NO 06F903023F, MTR-CODE: BSE, BSF, BGU <b>AP9001</b></p> <p>ALT, (Valeo), FOR ALT: 90A, OE-NO 06A903023, FOR ALT: 110A, OE-NO 06F903023B, 06F903023E, FOR ALT: 140A, OE-NO 06F903023C, MTR-CODE: BSE, BSF, BGU <b>AP9001</b></p> <p><b>CT908</b> CA</p> <p><b>CT908K1</b> CA</p> <p><b>CT908WP1</b> CA</p>	
1.6 E-Power	01/11-08/12	CMXA	75	1595	<p>ALT, (AC) <b>6PK1045</b></p> <p>ALT, (-AC) <b>6PK900</b></p> <p>ALT, (Bosch), FOR ALT: 140A, OE-NO 06F903023F <b>AP9001</b></p> <p>ALT, (Valeo), FOR ALT: 140A, OE-NO 03P903023C <b>AP9001</b></p> <p><b>CT908</b> CA</p> <p><b>CT908K1</b> CA</p> <p><b>CT908WP1</b> CA</p>	
1.6 FSI	08/03-09/07	BAG, BLP, BLF	85	1598	<p>ALT, WP, (-AC) <b>6PK1090</b></p> <p>ALT, WP, AC <b>6PK1733</b></p>	
1.6 TDI	05/09-08/12	CAYB	66	1598	<p>MTR-CODE: CAYB, CAYC, ALT, (AC) <b>6PK1070</b></p> <p>MTR-CODE: CAYB, CAYC, ALT, (-AC) <b>6PK842 ELAST</b></p> <p>MTR-CODE: CAYB, CAYC, ALT, (-AC) <b>6PK842 ELAST T1</b></p> <p>ONLY WITH VD1076 <b>MS18</b></p> <p>ALT, (Bosch), FOR ALT: 140A, OE-NO 06F903023F, 03L903023 <b>AP9001</b></p> <p>ALT, (Valeo), FOR ALT: 140A, OE-NO <b>AP9001</b></p>	

AUDI

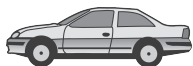


AUDI

**AUDI**

A3 (8P1)						
					<p>MTR-CODE: CAYB, CAYC, ⇨ 10/2009 MTR-CODE: CAYB, CAYC, 11/2009⇨</p> <p><b>CT1139</b> <b>CT1139K1</b> <b>CT1139WP1</b></p> <p>MTR-CODE: CAYB, CAYC, CA MTR-CODE: CAYB, CAYC, CA MTR-CODE: CAYB, CAYC, CA, WP</p>	<p><b>VD1076</b> <b>VD1111</b></p>
		CAYC	77		<p>MTR-CODE: CAYB, CAYC, ALT, (AC) MTR-CODE: CAYB, CAYC, ALT, (-AC) MTR-CODE: CAYB, CAYC, ALT, (-AC)</p> <p>ONLY WITH VD1076 ALT, (Bosch), FOR ALT: 140A, OE-NO 06F903023F, 03L903023 ALT, (Valeo), FOR ALT: 140A, OE-NO 06F903023C, 03L903023A</p> <p>MTR-CODE: CAYB, CAYC, ⇨ 10/2009 MTR-CODE: CAYB, CAYC, 11/2009⇨</p> <p><b>CT1139</b> <b>CT1139K1</b> <b>CT1139WP1</b></p> <p>MTR-CODE: CAYB, CAYC, CA MTR-CODE: CAYB, CAYC, CA MTR-CODE: CAYB, CAYC, CA, WP</p>	<p><b>6PK1070</b> <b>6PK842 ELAST</b> <b>6PK842 ELAST</b> <b>T1</b> <b>MS18</b> <b>AP9001</b></p> <p><b>AP9001</b></p> <p><b>VD1076</b> <b>VD1111</b></p>
1.8 T	08/06-08/12	BPU	110	1781	ALT	<b>6PK1120</b>
1.8 TFSI	11/06-08/12	BYT, BZB, CDAA	118	1798	<p>ALT ALT, (Bosch), FOR ALT: 140A, OE-NO 06B903016AB ALT, (Valeo), FOR ALT: 140A, OE-NO 06D903016AB, 06D903016A, 06J903023C, 06H903017E</p> <p><b>CT1143</b> WP</p>	<p><b>6PK1120</b> <b>AP9009</b></p> <p><b>AP9009</b></p>
1.8 TFSI quattro	07/08-08/12	CDAA	118	1798	<p>ALT ALT, (Bosch), FOR ALT: 140A, OE-NO 06B903016AB ALT, (Valeo), FOR ALT: 140A, OE-NO 06J903023C, 06H903017E</p> <p><b>CT1143</b> WP</p>	<p><b>6PK1120</b> <b>AP9009</b></p> <p><b>AP9009</b></p>
1.9 TDI	05/03-05/10	BKC, BLS, BXE	77	1896	<p>ALT, (AC) ALT, (AC) ALT, (-AC) MTR-CODE: BLS, ONLY WITH VD1076 MTR-CODE: BXE, BKC, ONLY WITH VD1076 ALT, (Bosch), FOR ALT: 110A, OE-NO 06F903023D, FOR ALT: 140A, OE-NO 06F903023F ALT, (Valeo), FOR ALT: 110A, OE-NO 06F903023E, FOR ALT: 140A, OE-NO 06F903023C</p> <p><b>CT1028</b> <b>CT1028K3</b> <b>CT1028WP3</b></p> <p>CA, WP CA, WP CA, WP</p>	<p><b>6PK1050</b> <b>6PK1050D2</b> <b>6PK948</b> <b>MS18</b> <b>MS37</b></p> <p><b>AP9001</b></p> <p><b>AP9001</b></p> <p><b>VD1076</b></p>
2.0	06/06-08/12		120	1984	<p>ALT, (Bosch), FOR ALT: 110A, OE-NO 06F903023D, FOR ALT: 140A, OE-NO 03L903023F, 03L903023, MTR-CODE: BUY ALT, (Valeo), FOR ALT: 110A, OE-NO 06F903023E, FOR ALT: 140A, OE-NO 06F903023C, 03L903023A, MTR-CODE: BUY ALT, (Bosch), FOR ALT: 110A, OE-NO 06F903023D, FOR ALT: 140A, OE-NO 03L903023F, 03L903023, MTR-CODE: BUY ALT, (Valeo), FOR ALT: 110A, OE-NO 06F903023E, FOR ALT: 140A, OE-NO 06F903023C, 03L903023A, MTR-CODE: BUY</p>	<p><b>AP9001</b></p> <p><b>AP9001</b></p> <p><b>AP9036</b></p> <p><b>AP9036</b></p>
2.0 FSI	05/03-06/08	AXW, BLX, BLY, BMB, BLR, BVY, BVZ	110	1984	<p>ALT, (AC) ALT, (-AC) ALT, (Bosch), FOR ALT: 140A, OE-NO 06F903023F ALT, (Valeo), FOR ALT: 140A, OE-NO 06F903023C</p> <p><b>CT1056</b> <b>CT1056K1</b> <b>CT1088</b> <b>CT1088K1</b></p> <p>CA, MTR-CODE: AXW, BMB CA, MTR-CODE: AXW, BMB CA, MTR-CODE: BLX, BLY, BLR, BVY, BVZ CA, MTR-CODE: BLX, BLY, BLR, BVY, BVZ</p>	<p><b>6PK1045</b> <b>6PK900</b> <b>AP9001</b></p> <p><b>AP9001</b></p> <p><b>VD1107</b></p>
2.0 TDI	05/03-08/12	AZV, CBAA, CFFA	100	1968	<p>MTR-CODE: AZV, BKD, ALT, (AC) MTR-CODE: AZV, BKD, ALT, (AC)</p>	<p><b>6PK1050</b> <b>6PK1050D2</b></p>





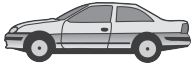
**AUDI**

A3 (8P1)

					<p>MTR-CODE: CBAA, CBAB, CFFA, CFFB, ALT, (AC) <b>6PK1070</b></p> <p>MTR-CODE: CBAA, CBAB, CFFA, CFFB, ALT, (-AC) <b>6PK842 ELAST</b></p> <p>MTR-CODE: CBAA, CBAB, CFFA, CFFB, ALT, (-AC) <b>6PK842 ELAST T1</b></p> <p>MTR-CODE: AZV, BKD, ALT, (-AC) <b>6PK948</b></p> <p>MTR-CODE: CBAA, CBAB, ONLY WITH VD1076 <b>MS18</b></p> <p>MTR-CODE: CFFA, CFFB, CLJA, ONLY WITH VD1111 <b>MS18</b></p> <p>MTR-CODE: AZV, BKD, ONLY WITH VD1076 <b>MS37</b></p> <p>ALT, (Bosch), FOR ALT: 110A, OE-NO 06F903023D, MTR-CODE: AZV <b>AP9001</b></p> <p>MTR-CODE: AZV, BKD, CBAA, CBAB <b>VD1076</b></p> <p>MTR-CODE: CFFA, CFFB <b>VD1111</b></p> <p>MTR-CODE: AZV, BKD, CA, WP</p> <p>MTR-CODE: AZV, BKD, CA, WP, ⇒01/2007</p> <p>CA, WP, MTR-CODE: AZV, BKD, 02/2007⇒</p> <p>CA, WP, MTR-CODE: AZV, BKD, ⇒01/2007</p> <p>MTR-CODE: AZV, BKD, CA, WP, 02/2007⇒</p> <p>MTR-CODE: CBAA, CBAB, CA, WP</p> <p>MTR-CODE: CBAA, CBAB, CA, WP</p> <p>MTR-CODE: CBAA, CBAB, CA, WP</p> <p>MTR-CODE: CFFA, CFFB, CA, WP</p> <p>MTR-CODE: CFFA, CFFB, CLJA, CA, WP, ⇒11/2010</p> <p>MTR-CODE: CFFA, CFFB, CLJA, CA, 12/2010⇒</p> <p>MTR-CODE: CFFA, CFFB, CA, WP, ⇒11/2010</p> <p>MTR-CODE: CFFA, CFFB, CA, WP, 12/2010⇒</p>
03/06-08/12	BMN, CBBB, CFGB	125		<p>MTR-CODE: BMN, ALT, (AC) <b>6PK1050</b></p> <p>MTR-CODE: BMN, ALT, (AC) <b>6PK1050D2</b></p> <p>MTR-CODE: CBBB, CFGB, ALT, (AC) <b>6PK1070</b></p> <p>MTR-CODE: CBBB, CFGB, ALT, (-AC) <b>6PK842 ELAST</b></p> <p>MTR-CODE: CBBB, CFGB, ALT, (-AC) <b>6PK842 ELAST T1</b></p> <p>MTR-CODE: BMN, ALT, (-AC) ONLY WITH VD1076 <b>6PK948</b></p> <p>ONLY WITH VD1111 <b>MS18</b></p> <p>ALT, (Bosch), FOR ALT: 110A, OE-NO 06F903023D, FOR ALT: 140A, OE-NO 06F903023F, MTR-CODE: BMN <b>MS18</b></p> <p>ALT, (Valeo), FOR ALT: 110A, OE-NO 06F903023E, FOR ALT: 140A, OE-NO 06F903023C, MTR-CODE: BMN <b>AP9001</b></p> <p>MTR-CODE: BMN, CBBB <b>VD1076</b></p> <p>MTR-CODE: CFGB <b>VD1111</b></p> <p>MTR-CODE: BMN, CA, WP</p> <p>MTR-CODE: BMN, CA, WP</p> <p>MTR-CODE: BMN, CA, WP</p> <p>MTR-CODE: CBBB, CA, WP</p> <p>MTR-CODE: CBBB, CA, WP</p> <p>MTR-CODE: CBBB, CA, WP</p> <p>MTR-CODE: CFGB, CA, WP</p> <p>MTR-CODE: CFGB, CA, WP, ⇒11/2010</p> <p>MTR-CODE: CFGB, CA, WP, 12/2010⇒</p> <p>MTR-CODE: CFGB, CA, WP, ⇒11/2010</p> <p>MTR-CODE: CFGB, CA, WP, 12/2010⇒</p>	
06/05-06/08	BMM	103		<p>ALT, (AC) <b>6PK1050</b></p> <p>ALT, (AC) <b>6PK1050D2</b></p> <p>ALT, (-AC) <b>6PK948</b></p> <p>ONLY WITH VD1076 <b>MS18</b></p> <p>ALT, (Bosch), FOR ALT: 140A, OE-NO 06F903023F <b>AP9001</b></p> <p>ALT, (Valeo), FOR ALT: 110A, OE-NO 06F903023E, FOR ALT: 140A, OE-NO 06F903023C <b>AP9001</b></p> <p>CA, WP <b>VD1076</b></p> <p>CA, WP</p> <p>CA, WP</p>	
06/06-06/08	BUY	120		<p>ALT, (AC) <b>6PK1050</b></p> <p>ALT, (AC) <b>6PK1050D2</b></p> <p>ALT, (-AC) <b>6PK948</b></p>	

**AUDI**





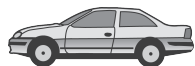
AUDI

**AUDI**

A3 (8P1)  
↔

					<p>ONLY WITH VD1076 ALT, (Bosch), FOR ALT: 110A, OE-NO 06F903023D, FOR ALT: 140A, OE-NO 03L903023F, 03L903023 ALT, (Valeo), FOR ALT: 110A, OE-NO 06F903023E, FOR ALT: 140A, OE-NO 06F903023C, 03L903023A</p> <p><b>MS18</b> <b>AP9001</b></p> <p><b>AP9001</b></p> <p><b>VD1076</b></p> <p><b>CT1051</b> <b>CT1051K2</b> <b>CT1051WP2</b></p> <p>MTR-CODE: BUY, CA MTR-CODE: BUY, CA MTR-CODE: BUY, CA</p>	
2.0 TDI 16V	05/03-08/12	BKD, CBAB, CFFB, CLJA	103	1968	<p>MTR-CODE: AZV, BKD, ALT, (AC) MTR-CODE: AZV, BKD, ALT, (AC) MTR-CODE: CBAA, CBAB, CFFA, CFFB, CLJA, ALT, (AC) MTR-CODE: CBAA, CBAB, CFFA, CFFB, CLJA, ALT, (-AC) MTR-CODE: CBAA, CBAB, CFFA, CFFB, CLJA, ALT, (-AC) MTR-CODE: AZV, BKD, ALT, (-AC) MTR-CODE: CBAA, CBAB, ONLY WITH VD1076 MTR-CODE: CFFA, CFFB, CLJA, ONLY WITH VD1111 MTR-CODE: AZV, BKD, ONLY WITH VD1076 MTR-CODE: BKD, ALT, (Bosch), FOR ALT: 110A, OE-NO 06F903023D, FOR ALT: 140A, OE-NO 06F903023F MTR-CODE: BKD, ALT, (Valeo), FOR ALT: 110A, OE-NO 06F903023E, FOR ALT: 140A, OE-NO 06F903023C MTR-CODE: AZV, BKD, CBAA, CBAB MTR-CODE: CFFA, CFFB, CLJA</p> <p><b>6PK1050</b> <b>6PK1050D2</b> <b>6PK1070</b></p> <p><b>6PK842 ELAST</b></p> <p><b>6PK842 ELAST T1</b> <b>6PK948</b> <b>MS18</b></p> <p><b>MS18</b></p> <p><b>MS37</b></p> <p><b>AP9001</b></p> <p><b>AP9001</b></p> <p><b>VD1076</b> <b>VD1111</b></p> <p><b>CT1051</b> <b>CT1051K1</b> <b>CT1051K2</b> <b>CT1051WP1</b> <b>CT1051WP2</b> <b>CT1134</b> <b>CT1134K1</b> <b>CT1134WP2</b> <b>CT1139</b> <b>CT1139K1</b> <b>CT1139K2</b> <b>CT1139WP1</b> <b>CT1139WP2</b></p> <p>MTR-CODE: AZV, BKD, CA, WP MTR-CODE: AZV, BKD, CA, WP, ⇒01/2007 CA, WP, MTR-CODE: AZV, BKD, 02/2007⇒ CA, WP, MTR-CODE: AZV, BKD, ⇒01/2007 MTR-CODE: AZV, BKD, CA, WP, 02/2007⇒ MTR-CODE: CBAA, CBAB, CA, WP MTR-CODE: CBAA, CBAB, CA, WP MTR-CODE: CBAA, CBAB, CA, WP MTR-CODE: CFFA, CFFB, CLJA, CA, WP MTR-CODE: CFFA, CFFB, CLJA, CA, WP, ⇒11/2010 MTR-CODE: CFFA, CFFB, CLJA, CA, 12/2010⇒ MTR-CODE: CFFA, CFFB, CA, WP, ⇒11/2010 MTR-CODE: CFFA, CFFB, CA, WP, 12/2010⇒</p>	
2.0 TDI 16V quattro	08/04-08/12	BKD, CBAB, CFFB	103	1968	<p>MTR-CODE: AZV, BKD, ALT, (AC) MTR-CODE: AZV, BKD, ALT, (AC) MTR-CODE: CBAA, CBAB, CFFA, CFFB, ALT, (AC) MTR-CODE: CBAA, CBAB, CFFA, CFFB, ALT, (-AC) MTR-CODE: CBAA, CBAB, CFFA, CFFB, ALT, (-AC) MTR-CODE: AZV, BKD, ALT, (-AC) MTR-CODE: CBAA, CBAB, ONLY WITH VD1076 MTR-CODE: CFFA, CFFB, CLJA, ONLY WITH VD1111 MTR-CODE: AZV, BKD, ONLY WITH VD1076 MTR-CODE: BKD, ALT, (Bosch), FOR ALT: 110A, OE-NO 06F903023D, FOR ALT: 140A, OE-NO 06F903023F MTR-CODE: BKD, ALT, (Valeo), FOR ALT: 110A, OE-NO 06F903023E, FOR ALT: 140A, OE-NO 06F903023C MTR-CODE: AZV, BKD, CBAA, CBAB MTR-CODE: CFFA, CFFB</p> <p><b>6PK1050</b> <b>6PK1050D2</b> <b>6PK1070</b></p> <p><b>6PK842 ELAST</b></p> <p><b>6PK842 ELAST T1</b> <b>6PK948</b> <b>MS18</b></p> <p><b>MS18</b></p> <p><b>MS37</b></p> <p><b>AP9001</b></p> <p><b>AP9001</b></p> <p><b>VD1076</b> <b>VD1111</b></p> <p><b>CT1051</b> <b>CT1051K1</b> <b>CT1051K2</b> <b>CT1051WP1</b></p> <p>MTR-CODE: AZV, BKD, CA, WP MTR-CODE: AZV, BKD, CA, WP, ⇒01/2007 CA, WP, MTR-CODE: AZV, BKD, 02/2007⇒ CA, WP, MTR-CODE: AZV, BKD, ⇒01/2007</p>	





## AUDI

A3 (8P1)

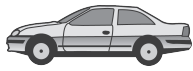
					<p><b>CT1051WP2</b> MTR-CODE: AZV, BKD, CA, WP, 02/2007⇒</p> <p><b>CT1134</b> MTR-CODE: CBAA, CBAB, CA, WP</p> <p><b>CT1134K1</b> MTR-CODE: CBAA, CBAB, CA, WP</p> <p><b>CT1134WP2</b> MTR-CODE: CBAA, CBAB, CA, WP</p> <p><b>CT1139</b> MTR-CODE: CFFA, CFFB, CA, WP</p> <p><b>CT1139K1</b> MTR-CODE: CFFA, CFFB, CLJA, CA, WP, ⇒11/2010</p> <p><b>CT1139K2</b> MTR-CODE: CFFA, CFFB, CLJA, CA, 12/2010⇒</p> <p><b>CT1139WP1</b> MTR-CODE: CFFA, CFFB, CA, WP, ⇒11/2010</p> <p><b>CT1139WP2</b> MTR-CODE: CFFA, CFFB, CA, WP, 12/2010⇒</p>	
2.0 TDI quattro	05/03-06/08	AZV	100	1968	<p>MTR-CODE: AZV, BKD, ALT, (AC)</p> <p>MTR-CODE: AZV, BKD, ALT, (AC)</p> <p>MTR-CODE: CBAA, CBAB, CFFA, CFFB, CLJA, ALT, (AC)</p> <p>MTR-CODE: CBAA, CBAB, CFFA, CFFB, CLJA, ALT, (-AC)</p> <p>MTR-CODE: CBAA, CBAB, CFFA, CFFB, CLJA, ALT, (-AC)</p> <p>MTR-CODE: AZV, BKD, ALT, (-AC)</p> <p>MTR-CODE: CBAA, CBAB, ONLY WITH VD1076</p> <p>MTR-CODE: CFFA, CFFB, CLJA, ONLY WITH VD1111</p> <p>MTR-CODE: AZV, BKD, ONLY WITH VD1076</p> <p>ALT, (Bosch), FOR ALT: 110A, OE-NO 06F903023D, MTR-CODE: AZV</p> <p>MTR-CODE: AZV, BKD, CBAA, CBAB</p> <p>MTR-CODE: CFFA, CFFB, CLJA</p> <p>MTR-CODE: AZV, BKD, CA, WP</p> <p>MTR-CODE: AZV, BKD, CA, WP, ⇒01/2007</p> <p>CA, WP, MTR-CODE: AZV, BKD, 02/2007⇒</p> <p>CA, WP, MTR-CODE: AZV, BKD, ⇒01/2007</p> <p>MTR-CODE: AZV, BKD, CA, WP, 02/2007⇒</p>	<p><b>6PK1050</b></p> <p><b>6PK1050D2</b></p> <p><b>6PK1070</b></p> <p><b>6PK842 ELAST</b></p> <p><b>6PK842 ELAST T1</b></p> <p><b>6PK948</b></p> <p><b>MS18</b></p> <p><b>MS18</b></p> <p><b>MS37</b></p> <p><b>AP9001</b></p> <p><b>VD1076</b></p> <p><b>VD1111</b></p>
	03/06-08/12	BMN, CBBB, CFGB	125		<p>MTR-CODE: BMN, ALT, (AC)</p> <p>MTR-CODE: BMN, ALT, (AC)</p> <p>MTR-CODE: CBBB, CFGB, ALT, (AC)</p> <p>MTR-CODE: CBBB, CFGB, ALT, (-AC)</p> <p>MTR-CODE: CBBB, CFGB, ALT, (-AC)</p> <p>MTR-CODE: BMN, ALT, (-AC) ONLY WITH VD1076</p> <p>ONLY WITH VD1111</p> <p>ALT, (Bosch), FOR ALT: 110A, OE-NO 06F903023D, FOR ALT: 140A, OE-NO 03L903023F, 03L903023, MTR-CODE: BMN</p> <p>ALT, (Valeo), FOR ALT: 110A, OE-NO 06F903023E, FOR ALT: 140A, OE-NO 06F903023C, 03L903023A, MTR-CODE: BMN</p> <p>MTR-CODE: BMN, CBBB</p> <p>MTR-CODE: CFGB</p> <p>MTR-CODE: BMN, CA, WP</p> <p>MTR-CODE: BMN, CA, WP</p> <p>MTR-CODE: BMN, CA, WP</p> <p>MTR-CODE: CBBB, CA, WP</p> <p>MTR-CODE: CBBB, CA, WP</p> <p>MTR-CODE: CFGB, CA, WP</p> <p>MTR-CODE: CFGB, CA, WP, ⇒11/2010</p> <p>MTR-CODE: CFGB, CA, WP, 12/2010⇒</p> <p>MTR-CODE: CFGB, CA, WP, ⇒11/2010</p> <p>MTR-CODE: CFGB, CA, WP, 12/2010⇒</p>	<p><b>6PK1050</b></p> <p><b>6PK1050D2</b></p> <p><b>6PK1070</b></p> <p><b>6PK842 ELAST</b></p> <p><b>6PK842 ELAST T1</b></p> <p><b>6PK948</b></p> <p><b>MS18</b></p> <p><b>MS18</b></p> <p><b>AP9001</b></p> <p><b>AP9001</b></p> <p><b>VD1076</b></p> <p><b>VD1111</b></p>
	01/06-06/08	BMM	103		<p>ALT, (AC)</p> <p>ALT, (AC)</p> <p>ALT, (-AC)</p> <p>ONLY WITH VD1076</p> <p>ALT, (Bosch), FOR ALT: 140A, OE-NO 06F903023F</p> <p>ALT, (Valeo), FOR ALT: 110A, OE-NO 06F903023E, FOR ALT: 140A, OE-NO 06F903023C</p>	<p><b>6PK1050</b></p> <p><b>6PK1050D2</b></p> <p><b>6PK948</b></p> <p><b>MS18</b></p> <p><b>AP9001</b></p> <p><b>AP9001</b></p> <p><b>VD1076</b></p>
					<p><b>CT1028</b> CA, WP</p>	

AUDI


**AUDI**
**AUDI**

A3 (8P1)					
					<b>CT1028K3</b> CA, WP <b>CT1028WP4</b> CA, WP
2.0 TFSI	09/04-08/12	AXX, BWA, CAWB, CCZA	147	1984	<b>CT1088</b> ALT, (AC), MTR-CODE: AXX, BWA, BPY <b>CT1088K1</b> ALT, MTR-CODE: CAWB, CCZA <b>CT1143</b> ALT, (-AC), MTR-CODE: AXX, BWA, BPY MTR-CODE: BWA, AXX, ALT, (Bosch), FOR ALT: 140A, OE-NO 06F903023F MTR-CODE: BWA, AXX, ALT, (Valeo), FOR ALT: 140A, OE-NO 06F903023C MTR-CODE: CAWB, CCZA, ALT, (Valeo), FOR ALT: 140A, OE-NO 06D903016A, 06J903023C, 06D903016AB CA, MTR-CODE: AXX, BWA, BPY CA, MTR-CODE: AXX, BWA, BPY WP, MTR-CODE: CAWB, CCZA, CBFA
2.0 TFSI quattro	09/04-08/12	AXX, BWA, CCZA	147	1984	<b>CT1088</b> ALT, (AC), MTR-CODE: AXX, BWA, BPY <b>CT1088K1</b> ALT, MTR-CODE: CAWB, CCZA <b>CT1143</b> ALT, (-AC), MTR-CODE: AXX, BWA, BPY MTR-CODE: BWA, AXX, ALT, (Bosch), FOR ALT: 140A, OE-NO 06F903023F MTR-CODE: BWA, AXX, ALT, (Valeo), FOR ALT: 140A, OE-NO 06F903023C ALT, (Valeo), FOR ALT: 140A, OE-NO 06D903016AB, 06J903023C, MTR-CODE: CCZA CA, MTR-CODE: AXX, BWA, BPY CA, MTR-CODE: AXX, BWA, BPY WP, MTR-CODE: CAWB, CCZA, CBFA
3.2 V6 quattro	07/03-05/09	BDB, BMJ, BUB	184	3189	<b>CT1088</b> ALT, (-AC) <b>CT1088K1</b> ALT, (AC), CH-NO 8P-7-103 001⇨, ⇨CH- <b>CT1143</b> NO 8P-7-250 000 ALT, (AC), ⇨CH-NO 8P-7-103 000 MTR-CODE: BUB, ALT, (Bosch), FOR ALT: 140A, OE-NO 06F903023F MTR-CODE: BUB, ALT, (Valeo), FOR ALT: 140A, OE-NO 06F903023C ALT, (Valeo), FOR ALT: 140A, OE-NO 06F903023P
S3 quattro	11/06-08/12	BHZ, CDLA	195	1984	<b>CT1088</b> ALT, PS, AC ALT, (Bosch), FOR ALT: 140A, OE-NO 06F903023F, MTR-CODE: BHZ ALT, (Valeo), FOR ALT: 140A, OE-NO 06F903023C, MTR-CODE: BHZ CA, WP
	02/07-08/12	BZC, CDLC	188		<b>CT1088</b> ALT, (AC) ALT, (Bosch), FOR ALT: 140A, OE-NO 06F903023F, MTR-CODE: BZC ALT, (Valeo), FOR ALT: 140A, OE-NO 06F903023C, MTR-CODE: BZC CA
A3 (8V1)					
1.2 TFSI	02/13-	CJZA	77	1197	<b>CT1167</b> ALT, (AC) ALT, (-AC) CA
1.4 TFSI	04/12-	CMBA	90	1395	<b>CT1167</b> ALT, (AC) ALT, (-AC) CA
	10/12-	CPTA	103		<b>CT1167</b> ALT, (AC) ALT, (-AC) CA
A3 Cabriolet (8P7)					
1.2 TFSI	03/10-	CBZB	77	1197	<b>CT908</b> ALT, (-AC) <b>CT908K1</b> ALT, (AC) ALT, (Bosch), FOR ALT: 140A, OE-NO 03F 903 023 D, 03C 903 023 F
1.4 TFSI	02/11-	CAXC	92	1390	<b>CT908</b> ALT, (-AC) <b>CT908K1</b> ALT, (AC)
1.6	09/08-	BSE	75	1595	<b>CT908</b> ALT, (AC) <b>CT908K1</b> ALT, (-AC) ALT, (Bosch), FOR ALT: 140A, OE-NO 06F903023F ALT, (Valeo), FOR ALT: 140A, OE-NO 06F903023C CA
					<b>CT908</b> CA <b>CT908K1</b> CA
1.6 TDI	05/09-	CAYC	77	1598	<b>CT908</b> MTR-CODE: CAYC, ALT, (AC) <b>CT908K1</b> MTR-CODE: CAYC, ALT, (-AC) MTR-CODE: CAYC, ALT, (-AC)





## AUDI

### A3 Cabriolet (8P7)

						ONLY WITH VD1076 ALT, (Bosch), FOR ALT: 140A, OE-NO 06F903023F, 03L903023 ALT, (Valeo), FOR ALT: 140A, OE-NO 06F903023C, 03L903023A MTR-CODE: CAYB, CAYC, ⇒10/2009 MTR-CODE: CAYB, CAYC, 11/2009⇒ MTR-CODE: CAYC, CA MTR-CODE: CAYC, CA MTR-CODE: CAYB, CAYC, CA, WP	<b>MS18</b> <b>AP9001</b>  <b>AP9001</b>  <b>VD1076</b> <b>VD1111</b>
1.8 TFSI	04/08-	BZB, CDAA	118	1798	<b>CT1139</b> <b>CT1139K1</b> <b>CT1139WP1</b>	ALT ALT, (Bosch), FOR ALT: 140A, OE-NO 06B903016AB ALT, (Valeo), FOR ALT: 140A, OE-NO 06D903016A, 06J903023C, 06H903017E WP	<b>6PK1120</b> <b>AP9009</b>  <b>AP9009</b>
1.9 TDI	04/08-	BLS	77	1896	<b>CT1143</b>	ALT, (AC) ALT, (AC) ALT, (-AC) ONLY WITH VD1076 ALT, (Bosch), FOR ALT: 140A, OE-NO 06F903023F ALT, (Valeo), FOR ALT: 140A, OE-NO 06F903023C	<b>6PK1050</b> <b>6PK1050D2</b> <b>6PK948</b> <b>MS18</b> <b>AP9001</b>  <b>AP9001</b>  <b>VD1076</b>
2.0 TDI	04/08-	CBAB, CFFB	103	1968	<b>CT1028</b> <b>CT1028K3</b> <b>CT1028WP3</b>	CA CA CA	
		CBAA, CFFA	100		<b>CT1134</b> <b>CT1134K1</b> <b>CT1134WP2</b> <b>CT1139</b> <b>CT1139K1</b> <b>CT1139K2</b> <b>CT1139WP1</b>  <b>CT1139WP2</b>	MTR-CODE: CBAA, CBAB, CFFA, CFFB, ALT, (AC) MTR-CODE: CBAA, CBAB, CFFA, CFFB, ALT, (-AC) MTR-CODE: CBAA, CBAB, CFFA, CFFB, ALT, (-AC) ALT, (Bosch), FOR ALT: 140A, OE-NO 06F903023F, 03L903023 ALT, (Valeo), FOR ALT: 140A, OE-NO 06F903023C, 03L903023A MTR-CODE: CBAA, CBAB MTR-CODE: CFFA, CFFB MTR-CODE: CBAA, CBAB, CA MTR-CODE: CBAA, CBAB, CA MTR-CODE: CBAA, CBAB, CA, WP MTR-CODE: CFFA, CFFB, CA MTR-CODE: CFFA, CFFB, CA, ⇒11/2010 MTR-CODE: CFFA, CFFB, CA, 12/2010⇒ MTR-CODE: CFFA, CFFB, CA, WP, ⇒11/2010 MTR-CODE: CFFA, CFFB, CA, WP, 12/2010⇒	<b>6PK1070</b>  <b>6PK842 ELAST</b>  <b>6PK842 ELAST</b> <b>T1</b> <b>AP9001</b>  <b>AP9001</b>  <b>VD1076</b> <b>VD1111</b>
		CBAA, CFFA	100		<b>CT1134</b> <b>CT1134K1</b> <b>CT1134WP2</b> <b>CT1139</b> <b>CT1139K1</b> <b>CT1139K2</b> <b>CT1139WP1</b>  <b>CT1139WP2</b>	MTR-CODE: CBAA, CBAB, CFFA, CFFB, ALT, (AC) MTR-CODE: CBAA, CBAB, CFFA, CFFB, ALT, (-AC) MTR-CODE: CBAA, CBAB, CFFA, CFFB, ALT, (-AC) ALT, (Bosch), FOR ALT: 140A, OE-NO 06F903023F, 03L903023 ALT, (Valeo), FOR ALT: 140A, OE-NO 06F903023C, 03L903023A MTR-CODE: CBAA, CBAB MTR-CODE: CFFA, CFFB MTR-CODE: CBAA, CBAB, CA MTR-CODE: CBAA, CBAB, CA MTR-CODE: CBAA, CBAB, CA, WP MTR-CODE: CFFA, CFFB, CA MTR-CODE: CFFA, CFFB, CA, ⇒11/2010 MTR-CODE: CFFA, CFFB, CA, 12/2010⇒ MTR-CODE: CFFA, CFFB, CA, WP, ⇒11/2010 MTR-CODE: CFFA, CFFB, CA, WP, 12/2010⇒	<b>6PK1070</b>  <b>6PK842 ELAST</b>  <b>6PK842 ELAST</b> <b>T1</b> <b>AP9001</b>  <b>AP9001</b>  <b>VD1076</b> <b>VD1111</b>
2.0 TFSI	04/08-	CAWB, CCZA	147	1984		ALT ALT, (Bosch), FOR ALT: 140A, OE-NO 06B903016AB ALT, (Valeo), FOR ALT: 140A, OE-NO 06D903016A, MTR-CODE: CAWB ALT, (Valeo), FOR ALT: 140A, OE-NO	<b>6PK1120</b> <b>AP9009</b>  <b>AP9009</b>  <b>AP9009</b>



# AUDI

## A3 Cabriolet (8P7)

						06J903023C, MTR-CODE: CCZA WP
--	--	--	--	--	--	----------------------------------

## A3 Sportback (8PA)

1.2 TSI	04/10-	CBZB	77	1197		ALT, (-AC) ALT, (AC) ALT, (Bosch), FOR ALT: 140A, OE-NO 03F 903 023 D, 03C 903 023 F ALT, (Valeo), FOR ALT: 110A, OE-NO 03F 903 023 E	6PK1432 6PK1693 AP9012 AP9012
1.4 TFSI	09/07-	CAXC, CMSA	92	1390		ALT, (-AC) ALT, (AC) ALT, (Valeo), OE-NO 03C 903 023 G, FOR ALT: 110A, OE-NO 03C 903 023 C, FOR ALT: 140A ALT, (Bosch), OE-NO 03C 903 023 A, FOR ALT: 140A	6PK1090 6PK1733 AP9012 AP9012
1.6	09/04-	BGU, BSE, BSF, CCSA, CMXA	75	1595	CT908 CT908K1 CT908WP1	ALT, (AC) ALT, (-AC) ALT, (Bosch), FOR ALT: 110A, OE-NO 06F903023G, 06F903023D, FOR ALT: 140A, OE-NO 06F903023F, MTR-CODE: BSE, BSF, BGU ALT, (Valeo), FOR ALT: 90A, OE-NO 06A903023, FOR ALT: 110A, OE-NO 06F903023B, 06F903023E, FOR ALT: 140A, OE-NO 06F903023C, MTR-CODE: BSE, BSF, BGU	6PK1045 6PK900 AP9001 AP9001
1.6 E-Power	01/11-	CMXA	75	1595	CT908 CT908K1 CT908WP1	ALT, (AC) ALT, (-AC) ALT, (Bosch), FOR ALT: 140A, OE-NO 06F903023F ALT, (Valeo), FOR ALT: 140A, OE-NO 03P903023C	6PK1045 6PK900 AP9001 AP9001
1.6 FSI	09/04-	BLP, BLF	85	1598		ALT, WP, (-AC) ALT, WP, AC	6PK1090 6PK1733
1.6 TDI	05/09-	CAYB	66	1598	CT1139 CT1139K1 CT1139WP1	MTR-CODE: CAYB, CAYC, ALT, (AC) MTR-CODE: CAYB, CAYC, ALT, (-AC) MTR-CODE: CAYB, CAYC, ALT, (-AC)  ONLY WITH VD1076 ALT, (Bosch), FOR ALT: 140A, OE-NO 06F903023F, 03L903023 ALT, (Valeo), FOR ALT: 140A, OE-NO 06F903023C, 03L903023A MTR-CODE: CAYB, CAYC, ⇒ 10/2009 MTR-CODE: CAYB, CAYC, 11/2009⇒ MTR-CODE: CAYB, CAYC, CA MTR-CODE: CAYB, CAYC, CA MTR-CODE: CAYB, CAYC, CA, WP	6PK1070 6PK842 ELAST 6PK842 ELAST T1 MS18 AP9001 AP9001 VD1076 VD1111
		CAYC	77			MTR-CODE: CAYB, CAYC, ALT, (AC) MTR-CODE: CAYB, CAYC, ALT, (-AC) MTR-CODE: CAYB, CAYC, ALT, (-AC)  ONLY WITH VD1076 ALT, (Bosch), FOR ALT: 140A, OE-NO 06F903023F, 03L903023 ALT, (Valeo), FOR ALT: 140A, OE-NO 06F903023C, 03L903023A MTR-CODE: CAYB, CAYC, ⇒ 10/2009 MTR-CODE: CAYB, CAYC, 11/2009⇒ MTR-CODE: CAYB, CAYC, CA MTR-CODE: CAYB, CAYC, CA MTR-CODE: CAYB, CAYC, CA, WP	6PK1070 6PK842 ELAST 6PK842 ELAST T1 MS18 AP9001 AP9001 VD1076 VD1111
1.8 TFSI	11/06-	BYT, BZB, CDAA	118	1798	CT1143	ALT ALT, (Bosch), FOR ALT: 140A, OE-NO 06B903016AB ALT, (Valeo), FOR ALT: 140A, OE-NO 06D903016AB, 06D903016A, 06J903023C, 06H903017E	6PK1120 AP9009 AP9009
1.8 TFSI quattro	07/08-	CDAA	118	1798	CT1143	WP ALT ALT, (Bosch), FOR ALT: 140A, OE-NO	6PK1120 AP9009





# AUDI

AUDI					
A3 Sportback (8PA)					
					06B903016AB ALT, (Valeo), FOR ALT: 140A, OE-NO 06J903023C, 06H903017E WP <b>AP9009</b>
1.9 TDI	09/04-05/10	BKC, BLS, BXE	77	1896	<b>CT1143</b> ALT, (AC) ALT, (AC) ALT, (-AC) MTR-CODE: BLS, ONLY WITH VD1076 MTR-CODE: BXE, BKC, ONLY WITH VD1076 ALT, (Bosch), FOR ALT: 110A, OE-NO 06F903023D, FOR ALT: 140A, OE-NO 06F903023F ALT, (Valeo), FOR ALT: 110A, OE-NO 06F903023E, FOR ALT: 140A, OE-NO 06F903023C <b>6PK1050</b> <b>6PK1050D2</b> <b>6PK948</b> <b>MS18</b> <b>MS37</b> <b>AP9001</b> <b>AP9001</b> <b>VD1076</b>
					<b>CT1028</b> <b>CT1028K3</b> <b>CT1028WP3</b> CA, WP CA, WP CA, WP
2.0	06/06-		120	1984	ALT, (Bosch), FOR ALT: 110A, OE-NO 06F903023D, FOR ALT: 140A, OE-NO 03L903023F, 03L903023, MTR-CODE: BUY ALT, (Valeo), FOR ALT: 110A, OE-NO 06F903023E, FOR ALT: 140A, OE-NO 06F903023C, 03L903023A, MTR-CODE: BUY ALT, (Bosch), FOR ALT: 110A, OE-NO 06F903023D, FOR ALT: 140A, OE-NO 03L903023F, 03L903023, MTR-CODE: BUY ALT, (Valeo), FOR ALT: 110A, OE-NO 06F903023E, FOR ALT: 140A, OE-NO 06F903023C, 03L903023A, MTR-CODE: BUY <b>AP9001</b> <b>AP9001</b> <b>AP9036</b> <b>AP9036</b>
2.0 FSI	09/04-	BLX, BLY, BMB, BLR, BVY, BVZ	110	1984	ALT, (AC) ALT, (-AC) ALT, (Bosch), FOR ALT: 140A, OE-NO 06F903023F ALT, (Valeo), FOR ALT: 140A, OE-NO 06F903023C <b>6PK1045</b> <b>6PK900</b> <b>AP9001</b> <b>AP9001</b> <b>VD1107</b>
					<b>CT1056</b> <b>CT1056K1</b> <b>CT1088</b> <b>CT1088K1</b> CA, MTR-CODE: AXW, BMB CA, MTR-CODE: AXW, BMB CA, MTR-CODE: BLX, BLY, BLR, BVY, BVZ CA, MTR-CODE: BLX, BLY, BLR, BVY, BVZ
2.0 TDI	09/04-	AZV, CBAA, CFFA	100	1968	MTR-CODE: AZV, BKD, ALT, (AC) MTR-CODE: AZV, BKD, ALT, (AC) MTR-CODE: CBAA, CBAB, CFFA, CFFB, ALT, (AC) MTR-CODE: CBAA, CBAB, CFFA, CFFB, ALT, (-AC) MTR-CODE: CBAA, CBAB, CFFA, CFFB, ALT, (-AC) MTR-CODE: AZV, BKD, ALT, (-AC) MTR-CODE: CBAA, CBAB, ONLY WITH VD1076 MTR-CODE: CFFA, CFFB, CLJA, ONLY WITH VD1111 MTR-CODE: AZV, BKD, ONLY WITH VD1076 ALT, (Bosch), FOR ALT: 110A, OE-NO 06F903023D, MTR-CODE: AZV MTR-CODE: AZV, BKD, CBAA, CBAB MTR-CODE: CFFA, CFFB MTR-CODE: AZV, BKD, CA, WP MTR-CODE: AZV, BKD, CA, WP, ⇒01/2007 CA, WP, MTR-CODE: AZV, BKD, 02/2007⇒ CA, WP, MTR-CODE: AZV, BKD, ⇒01/2007 MTR-CODE: AZV, BKD, CA, WP, 02/2007⇒ MTR-CODE: CBAA, CBAB, CA, WP MTR-CODE: CBAA, CBAB, CA, WP MTR-CODE: CBAA, CBAB, CA, WP MTR-CODE: CFFA, CFFB, CA, WP MTR-CODE: CFFA, CFFB, CLJA, CA, WP, ⇒11/2010 MTR-CODE: CFFA, CFFB, CLJA, CA, <b>6PK1050</b> <b>6PK1050D2</b> <b>6PK1070</b> <b>6PK842 ELAST</b> <b>6PK842 ELAST T1</b> <b>6PK948</b> <b>MS18</b> <b>MS18</b> <b>MS37</b> <b>AP9001</b> <b>VD1076</b> <b>VD1111</b>
					<b>CT1051</b> <b>CT1051K1</b> <b>CT1051K2</b> <b>CT1051WP1</b> <b>CT1051WP2</b> <b>CT1134</b> <b>CT1134K1</b> <b>CT1134WP2</b> <b>CT1139</b> <b>CT1139K1</b> <b>CT1139K2</b>

**AUDI**



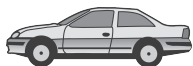
AUDI

**AUDI**

A3 Sportback (8PA)

					<p>12/2010⇒ MTR-CODE: CFFA, CFFB, CA, WP, ⇒11/2010</p> <p>MTR-CODE: CFFA, CFFB, CA, WP, 12/2010⇒</p>	
03/06-	BMN, CBBB, CFGB	125		<p><b>CT1139WP1</b></p> <p><b>CT1139WP2</b></p> <p><b>CT1051</b></p> <p><b>CT1051K2</b></p> <p><b>CT1051WP2</b></p> <p><b>CT1134</b></p> <p><b>CT1134K1</b></p> <p><b>CT1134WP1</b></p> <p><b>CT1139</b></p> <p><b>CT1139K1</b></p> <p><b>CT1139K2</b></p> <p><b>CT1139WP4</b></p> <p><b>CT1139WP6</b></p>	<p>MTR-CODE: BMN, ALT, (AC)</p> <p>MTR-CODE: BMN, ALT, (AC)</p> <p>MTR-CODE: CBBB, CFGB, ALT, (AC)</p> <p>MTR-CODE: CBBB, CFGB, ALT, (-AC)</p> <p>ALT, MTR-CODE: CBBB, CFGB, (-AC)</p> <p>MTR-CODE: BMN, ALT, (-AC)</p> <p>ONLY WITH VD1076</p> <p>ONLY WITH VD1111</p> <p>ALT, (Bosch), FOR ALT: 110A, OE-NO 06F903023D, FOR ALT: 140A, OE-NO 06F903023F, MTR-CODE: BMN</p> <p>ALT, (Valeo), FOR ALT: 110A, OE-NO 06F903023E, FOR ALT: 140A, OE-NO 06F903023C, MTR-CODE: BMN</p> <p>MTR-CODE: BMN, CBBB</p> <p>MTR-CODE: CFGB</p> <p>MTR-CODE: BMN, CA, WP</p> <p>MTR-CODE: BMN, CA, WP</p> <p>MTR-CODE: BMN, CA, WP</p> <p>MTR-CODE: CBBB, CA, WP</p> <p>MTR-CODE: CBBB, CA, WP</p> <p>MTR-CODE: CBBB, CA, WP</p> <p>MTR-CODE: CFGB, CA, WP</p> <p>MTR-CODE: CFGB, CA, WP, ⇒11/2010</p> <p>MTR-CODE: CFGB, CA, WP, 12/2010⇒</p> <p>MTR-CODE: CFGB, CA, WP, ⇒11/2010</p> <p>MTR-CODE: CFGB, CA, WP, 12/2010⇒</p>	<p><b>6PK1050</b></p> <p><b>6PK1050D2</b></p> <p><b>6PK1070</b></p> <p><b>6PK842 ELAST</b></p> <p><b>6PK842 ELAST T1</b></p> <p><b>6PK948</b></p> <p><b>MS18</b></p> <p><b>MS18</b></p> <p><b>AP9001</b></p> <p><b>AP9001</b></p> <p><b>VD1076</b></p> <p><b>VD1111</b></p>
06/05-06/08	BMM	103		<p><b>CT1028</b></p> <p><b>CT1028K3</b></p> <p><b>CT1028WP4</b></p>	<p>ALT, (AC)</p> <p>ALT, (AC)</p> <p>ALT, (-AC)</p> <p>ONLY WITH VD1076</p> <p>ALT, (Bosch), FOR ALT: 140A, OE-NO 06F903023F</p> <p>ALT, (Valeo), FOR ALT: 110A, OE-NO 06F903023E, FOR ALT: 140A, OE-NO 06F903023C</p> <p>CA, WP</p> <p>CA, WP</p> <p>CA, WP</p>	<p><b>6PK1050</b></p> <p><b>6PK1050D2</b></p> <p><b>6PK948</b></p> <p><b>MS18</b></p> <p><b>AP9001</b></p> <p><b>AP9001</b></p> <p><b>VD1076</b></p>
06/06-06/08	BUY	120		<p><b>CT1051</b></p> <p><b>CT1051K2</b></p> <p><b>CT1051WP2</b></p>	<p>ALT, (AC)</p> <p>ALT, (AC)</p> <p>ALT, (-AC)</p> <p>ONLY WITH VD1076</p> <p>ALT, (Bosch), FOR ALT: 110A, OE-NO 06F903023D, FOR ALT: 140A, OE-NO 03L903023F, 03L903023</p> <p>ALT, (Valeo), FOR ALT: 110A, OE-NO 06F903023E, FOR ALT: 140A, OE-NO 06F903023C, 03L903023A</p> <p>MTR-CODE: BUY, CA</p> <p>MTR-CODE: BUY, CA</p> <p>MTR-CODE: BUY, CA</p>	<p><b>6PK1050</b></p> <p><b>6PK1050D2</b></p> <p><b>6PK948</b></p> <p><b>MS18</b></p> <p><b>AP9001</b></p> <p><b>AP9001</b></p> <p><b>VD1076</b></p>
2.0 TDI 16V	09/04- BKD, CBAB, CFFB, CLJA	103	1968		<p>MTR-CODE: AZV, BKD, ALT, (AC)</p> <p>MTR-CODE: AZV, BKD, ALT, (AC)</p> <p>MTR-CODE: CBAA, CBAB, CFFA, CFFB, CLJA, ALT, (AC)</p> <p>MTR-CODE: CBAA, CBAB, CFFA, CFFB, CLJA, ALT, (-AC)</p> <p>MTR-CODE: CBAA, CBAB, CFFA, CFFB, CLJA, ALT, (-AC)</p> <p>MTR-CODE: AZV, BKD, ALT, (-AC)</p> <p>MTR-CODE: CBAA, CBAB, ONLY WITH VD1076</p> <p>MTR-CODE: CFFA, CFFB, CLJA, ONLY WITH VD1111</p> <p>MTR-CODE: AZV, BKD, ONLY WITH VD1076</p> <p>MTR-CODE: BKD, ALT, (Bosch), FOR ALT: 110A, OE-NO 06F903023D, FOR ALT: 140A, OE-NO 06F903023F</p>	<p><b>6PK1050</b></p> <p><b>6PK1050D2</b></p> <p><b>6PK1070</b></p> <p><b>6PK842 ELAST</b></p> <p><b>6PK842 ELAST T1</b></p> <p><b>6PK948</b></p> <p><b>MS18</b></p> <p><b>MS18</b></p> <p><b>MS37</b></p> <p><b>AP9001</b></p>





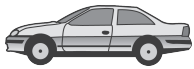
## AUDI

A3 Sportback (8PA)

					<p>MTR-CODE: BKD, ALT, (Valeo), FOR ALT: 110A, OE-NO 06F903023E, FOR ALT: 140A, OE-NO 06F903023C</p> <p>MTR-CODE: AZV, BKD, CBAA, CBAB</p> <p>MTR-CODE: CFFA, CFFB, CLJA</p> <p>MTR-CODE: AZV, BKD, CA, WP</p> <p>MTR-CODE: AZV, BKD, CA, WP, ⇒01/2007 CA, WP, MTR-CODE: AZV, BKD, 02/2007⇒ CA, WP, MTR-CODE: AZV, BKD, ⇒01/2007</p> <p>MTR-CODE: AZV, BKD, CA, WP, 02/2007⇒</p> <p>MTR-CODE: CBAA, CBAB, CA, WP</p> <p>MTR-CODE: CBAA, CBAB, CA, WP</p> <p>MTR-CODE: CBAA, CBAB, CA, WP</p> <p>MTR-CODE: CFFA, CFFB, CLJA, CA, WP</p> <p>MTR-CODE: CFFA, CFFB, CLJA, CA, WP, ⇒11/2010</p> <p>MTR-CODE: CFFA, CFFB, CLJA, CA, 12/2010⇒</p> <p>MTR-CODE: CFFA, CFFB, CA, WP, ⇒11/2010</p> <p>MTR-CODE: CFFA, CFFB, CA, WP, 12/2010⇒</p>	<p><b>AP9001</b></p> <p><b>VD1076</b></p> <p><b>VD1111</b></p>
2.0 TDI 16V quattro	11/05-	BKD, CBAB, CFFB	103	1968	<p>MTR-CODE: AZV, BKD, ALT, (AC)</p> <p>MTR-CODE: AZV, BKD, ALT, (AC)</p> <p>MTR-CODE: CBAA, CBAB, CFFA, CFFB, ALT, (AC)</p> <p>MTR-CODE: CBAA, CBAB, CFFA, CFFB, ALT, (-AC)</p> <p>MTR-CODE: CBAA, CBAB, CFFA, CFFB, ALT, (-AC)</p> <p>MTR-CODE: AZV, BKD, ALT, (-AC)</p> <p>MTR-CODE: CBAA, CBAB, ONLY WITH VD1076</p> <p>MTR-CODE: CFFA, CFFB, CLJA, ONLY WITH VD1111</p> <p>MTR-CODE: AZV, BKD, ONLY WITH VD1076</p> <p>MTR-CODE: BKD, ALT, (Bosch), FOR ALT: 110A, OE-NO 06F903023D, FOR ALT: 140A, OE-NO 06F903023F</p> <p>MTR-CODE: BKD, ALT, (Valeo), FOR ALT: 110A, OE-NO 06F903023E, FOR ALT: 140A, OE-NO 06F903023C</p> <p>MTR-CODE: AZV, BKD, CBAA, CBAB</p> <p>MTR-CODE: CFFA, CFFB</p> <p>MTR-CODE: AZV, BKD, CA, WP</p> <p>MTR-CODE: AZV, BKD, CA, WP, ⇒01/2007 CA, WP, MTR-CODE: AZV, BKD, 02/2007⇒ CA, WP, MTR-CODE: AZV, BKD, ⇒01/2007</p> <p>MTR-CODE: AZV, BKD, CA, WP, 02/2007⇒</p> <p>MTR-CODE: CBAA, CBAB, CA, WP</p> <p>MTR-CODE: CBAA, CBAB, CA, WP</p> <p>MTR-CODE: CBAA, CBAB, CA, WP</p> <p>MTR-CODE: CFFA, CFFB, CA, WP</p> <p>MTR-CODE: CFFA, CFFB, CLJA, CA, WP, ⇒11/2010</p> <p>MTR-CODE: CFFA, CFFB, CLJA, CA, 12/2010⇒</p> <p>MTR-CODE: CFFA, CFFB, CA, WP, ⇒11/2010</p> <p>MTR-CODE: CFFA, CFFB, CA, WP, 12/2010⇒</p>	<p><b>6PK1050</b></p> <p><b>6PK1050D2</b></p> <p><b>6PK1070</b></p> <p><b>6PK842 ELAST</b></p> <p><b>6PK842 ELAST T1</b></p> <p><b>6PK948</b></p> <p><b>MS18</b></p> <p><b>MS18</b></p> <p><b>MS37</b></p> <p><b>AP9001</b></p> <p><b>AP9001</b></p> <p><b>VD1076</b></p> <p><b>VD1111</b></p>
2.0 TDI quattro	03/06-	BMN, CBBB, CFGB	125	1968	<p>MTR-CODE: BMN, ALT, (AC)</p> <p>MTR-CODE: BMN, ALT, (AC)</p> <p>MTR-CODE: CBBB, CFGB, ALT, (AC)</p> <p>MTR-CODE: CBBB, CFGB, ALT, (-AC)</p> <p>MTR-CODE: CBBB, CFGB, ALT, (-AC)</p> <p>MTR-CODE: BMN, ALT, (-AC) ONLY WITH VD1076</p> <p>MTR-CODE: BMN, ALT, (-AC) ONLY WITH VD1111</p> <p>ALT, (Bosch), FOR ALT: 110A, OE-NO 06F903023D, FOR ALT: 140A, OE-NO 03L903023F, 03L903023, MTR-CODE: BMN</p> <p>ALT, (Valeo), FOR ALT: 110A, OE-NO 06F903023E, FOR ALT: 140A, OE-NO 06F903023C, 03L903023A, MTR-CODE:</p>	<p><b>6PK1050</b></p> <p><b>6PK1050D2</b></p> <p><b>6PK1070</b></p> <p><b>6PK842 ELAST</b></p> <p><b>6PK842 ELAST T1</b></p> <p><b>6PK948</b></p> <p><b>MS18</b></p> <p><b>MS18</b></p> <p><b>AP9001</b></p> <p><b>AP9001</b></p>







AUDI

**AUDI**

**A3 Sportback (8PA)**

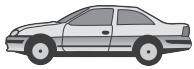
					<b>CT1051</b> <b>CT1051K2</b> <b>CT1051WP2</b> <b>CT1134</b> <b>CT1134K1</b> <b>CT1134WP1</b> <b>CT1139</b> <b>CT1139K1</b> <b>CT1139K2</b> <b>CT1139WP4</b> <b>CT1139WP6</b>	MTR-CODE: BMN, CBBB MTR-CODE: CFGB MTR-CODE: BMN, CA, WP MTR-CODE: BMN, CA, WP MTR-CODE: CBBB, CA, WP MTR-CODE: CBBB, CA, WP MTR-CODE: CBBB, CA, WP MTR-CODE: CFGB, CA, WP MTR-CODE: CFGB, CA, WP, ⇒11/2010 MTR-CODE: CFGB, CA, WP, 12/2010⇒ MTR-CODE: CFGB, CA, WP, ⇒11/2010 MTR-CODE: CFGB, CA, WP, 12/2010⇒	<b>VD1076</b> <b>VD1111</b>
	01/06-06/08	BMM	103		<b>CT1028</b> <b>CT1028K3</b> <b>CT1028WP4</b>	ALT, (AC) ALT, (AC) ALT, (-AC) ONLY WITH VD1076 ALT, (Bosch), FOR ALT: 140A, OE-NO 06F903023F ALT, (Valeo), FOR ALT: 110A, OE-NO 06F903023E, FOR ALT: 140A, OE-NO 06F903023C CA, WP CA, WP CA, WP	<b>6PK1050</b> <b>6PK1050D2</b> <b>6PK948</b> <b>MS18</b> <b>AP9001</b>  <b>AP9001</b>  <b>VD1076</b>
2.0 TFSI	09/04-	AXX, BWA, BPY, CAWB, CCZA, CBFA	147	1984	<b>CT1088</b> <b>CT1088K1</b> <b>CT1143</b>	ALT, (AC), MTR-CODE: AXX, BWA, BPY ALT, MTR-CODE: CAWB, CCZA, CBFA ALT, (-AC), MTR-CODE: AXX, BWA, BPY MTR-CODE: BWA, AXX, BPY, ALT, (Bosch), FOR ALT: 140A, OE-NO 06F903023F MTR-CODE: BWA, AXX, BPY, ALT, (Valeo), FOR ALT: 140A, OE-NO 06F903023C MTR-CODE: CAWB, CBFA, CCZA, ALT, (Valeo), FOR ALT: 140A, OE-NO 06D903016A, 06J903023C, 06D903016AB CA, MTR-CODE: AXX, BWA, BPY CA, MTR-CODE: AXX, BWA, BPY WP, MTR-CODE: CAWB, CCZA, CBFA	<b>6PK1054</b> <b>6PK1120</b> <b>6PK955</b> <b>AP9001</b>  <b>AP9001</b>  <b>AP9009</b>
2.0 TFSI quattro	09/04-	AXX, BWA, CCZA	147	1984	<b>CT1088</b> <b>CT1088K1</b> <b>CT1143</b>	ALT, (AC), MTR-CODE: AXX, BWA, BPY ALT, MTR-CODE: CAWB, CCZA ALT, (-AC), MTR-CODE: AXX, BWA, BPY MTR-CODE: BWA, AXX, ALT, (Bosch), FOR ALT: 140A, OE-NO 06F903023F MTR-CODE: BWA, AXX, ALT, (Valeo), FOR ALT: 140A, OE-NO 06F903023C ALT, (Valeo), FOR ALT: 140A, OE-NO 06D903016AB, 06J903023C, MTR-CODE: CCZA CA, MTR-CODE: AXX, BWA, BPY CA, MTR-CODE: AXX, BWA, BPY WP, MTR-CODE: CAWB, CCZA, CBFA	<b>6PK1054</b> <b>6PK1120</b> <b>6PK955</b> <b>AP9001</b>  <b>AP9001</b>  <b>AP9009</b>
3.2 V6 quattro	09/04-05/09	BMJ, BUB	184	3189	<b>CT1088</b> <b>CT1088K1</b> <b>CT1143</b>	ALT, (-AC) ALT, (AC), CH-NO 8P-7-103 001⇒, ⇒CH-NO 8P-7-250 000 ALT, (AC), ⇒CH-NO 8P-7-103 000 MTR-CODE: BUB, ALT, (Bosch), FOR ALT: 140A, OE-NO 06F903023F MTR-CODE: BUB, ALT, (Valeo), FOR ALT: 140A, OE-NO 06F903023C ALT, (Valeo), FOR ALT: 140A, OE-NO 06F903023P	<b>6PK1240</b> <b>6PK1613</b>  <b>6PK1623</b> <b>AP9001</b>  <b>AP9001</b>  <b>AP9022</b>
S3 quattro	06/08-	BHZ, CDLA	195	1984	<b>CT1088</b>	ALT, (AC) ALT, (Bosch), FOR ALT: 140A, OE-NO 06F903023F, MTR-CODE: BHZ ALT, (Valeo), FOR ALT: 140A, OE-NO 06F903023C, MTR-CODE: BHZ CA	<b>6PK1054</b> <b>AP9001</b>  <b>AP9001</b>
	07/08-	CDLC	188		<b>CT1088</b>	ALT, (AC) ALT, (Bosch), FOR ALT: 140A, OE-NO 06F903023F ALT, (Valeo), FOR ALT: 140A, OE-NO 06F903023C CA	<b>6PK1054</b> <b>AP9001</b>  <b>AP9001</b>
<b>A3 Sportback (8VA)</b>							
1.4 TFSI	09/12-	CMBA	90	1395		ALT, (AC) ALT, (-AC)	<b>6PK1000</b> <b>6PK737</b>





<b>AUDI</b>							
<b>A3 Sportback (8VA)</b>							
↩							
<b>A4 (8D2, B5)</b>							
1.6	07/00-11/00	ALZ	75	1595	CT1167 CA	AC ALT, PS ALT, (Valeo), FOR ALT: 120A, OE-NO 06B 903 016 E ALT, (Bosch), FOR ALT: 120A, OE-NO 06B903016B ALT, (Bosch), FOR ALT: 120A, OE-NO 06B903016P, FOR ALT: 140A, OE-NO 06B903016AB, FOR ALT: 150A, OE-NO 06B903016Q ALT, (Valeo), FOR ALT: 120A, OE-NO 06B903016AE, FOR ALT: 140A, OE-NO 06B903016AF, CH-NO 8E-3-024776⇒ ALT, (Valeo), FOR ALT: 150A, OE-NO 06B903016AC  CA CA CA	4PK855 5PK1300 AP9002  AP9007  AP9009  AP9009  AP9009
	11/94-10/00	ADP, AHL, ANA, ARM	74		CT908 CT908K1 CT908WP1	WP AC ALT, PS ALT, MTR-CODE: AHL, ANA, ARM, (Valeo), FOR ALT: 120A, OE-NO 06B 903 016 E ALT, MTR-CODE: AHL, ANA, ARM, (Bosch), FOR ALT: 120A, OE-NO 06B903016B CA, MTR-CODE: ADP CA, MTR-CODE: ADP CA, MTR-CODE: AHL, ANA, ARM CA, MTR-CODE: AHL, ANA, ARM CA, MTR-CODE: AHL, ANA, ARM	11,0X528Ld 4PK855 5PK1300 AP9002  AP9007
1.8	04/95-11/00	AFY	85	1781	CT919 CT919K1 CT919K2 CT919K4	PS AC ALT ALT, (Valeo), FOR ALT: 120A, OE-NO 06B903016E ALT, (Bosch), FOR ALT: 120A, OE-NO 06B903016B CA CA CA, CH-NO 8D-T-155 010⇒ CA	11,0X528Ld 4PK855 5PK1300 AP9002  AP9007
	05/00-09/00	AMB	125		CT909 CT909K10	ALT, CH-NO 8E-4-191 001⇒ ALT, ⇒CH-NO 8E-4-191 000 ALT, (Bosch), FOR ALT: 120A, OE-NO 06B903016P, FOR ALT: 140A, OE-NO 06B903016AB, FOR ALT: 150A, OE-NO 06B903016Q ALT, CH-NO 8E-3-024 776⇒, (Valeo), FOR ALT: 120A, OE-NO 06B903016AE, FOR ALT: 140A, OE-NO 06B903016AF ALT, (Valeo), FOR ALT: 150A, OE-NO 06B903016AC CA CA	6PK1570 6PK1590 AP9009  AP9009  AP9009
	01/95-11/00	ADR, APT, ARG, AVV	92		CT919 CT919K1 CT919K2 CT919K4 CT919K5	WP AC ALT, PS ALT, (Valeo), FOR ALT: 120A, OE-NO 06B903016E ALT, (Bosch), FOR ALT: 120A, OE-NO 06B903016B CA CA, MTR-CODE: ADR, CH-NO 8D-T-155 010⇒, CA, MTR-CODE: APT,ARG,AVV CA, MTR-CODE: ADR, CH-NO 8D-T-155 010⇒, CA, MTR-CODE: APT,ARG,AVV CA, MTR-CODE: ADR, CH-NO 8D-T-155 010⇒, CA, MTR-CODE: APT,ARG,AVV CA, MTR-CODE: ADR, ⇒CH-NO 8D-T-155 009	11,0X528Ld 4PK855 5PK1300 AP9002  AP9007
			95		CT919	WP AC ALT, PS CA	11,0X528Ld 4PK855 5PK1300
1.8 quattro	07/95-11/00	AFY	85	1781	CT919	PS	11,0X528Ld

**AUDI**

AUDI

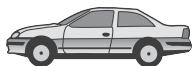
**AUDI**

A3 Sportback (8VA)



					AC ALT ALT, (Valeo), FOR ALT: 120A, OE-NO 06B903016E ALT, (Bosch), FOR ALT: 120A, OE-NO 06B903016B CA CA CA, CH-NO 8D-T-155 010⇒ CA	4PK855 5PK1300 AP9002 AP9007
	01/95-11/00	ADR, APT, ARG	92		CT919 CT919K1 CT919K2 CT919K4 CA CA, MTR-CODE: ADR, CH-NO 8D-T-155 010⇒, CA, MTR-CODE: APT,ARG,AVV CA, MTR-CODE: ADR, CH-NO 8D-T-155 010⇒, CA, MTR-CODE: APT,ARG,AVV CA, MTR-CODE: ADR, CH-NO 8D-T-155 010⇒, CA, MTR-CODE: APT,ARG,AVV CA, MTR-CODE: ADR, ⇒CH-NO 8D-T-155 009	11,0X528Ld 4PK855 5PK1300 AP9002 AP9007
1.8 T	12/97-11/00	AJL	132	1781	WP AC ALT, PS ALT, (Valeo), FOR ALT: 120A, OE-NO 06B903016E ALT, (Bosch), FOR ALT: 120A, OE-NO 06B903016B CA CA CA, MTR-NO 010 001⇒ CA	11,0X528Ld 4PK855 5PK1300 AP9002 AP9007
	01/95-11/00	AEB, ARK, ANB, APU, AWT	110		WP AC ALT, PS ALT, MTR-CODE: AEB, ANB, APU, AWT, (Valeo), FOR ALT: 120A, OE-NO 06B903016E ALT, MTR-CODE: AEB, ANB, APU, AWT, (Bosch), FOR ALT: 120A, OE-NO 06B903016B CA, MTR-CODE: AWT CA, MTR-CODE: AWT, CH-NO 8D-1-042 385⇒ CA, MTR-CODE: AWT, ⇒CH-NO 8D-1-042 384 CA, MTR-CODE: AWT, ⇒CH-NO 8D-1-042 384 CA, MTR-CODE: AWT, ⇒CH-NO 8D-1-042 384 CA, MTR-CODE: AWT, CH-NO 8D-1-042 385⇒ CA, MTR-CODE: APU, ARK, AEB, ANB CA, MTR-CODE: APU, ARK, ANB CA, MTR-CODE: AEB, CH-NO 8D-T-155 010⇒ CA, MTR-CODE: ARK CA, MTR-CODE: APU, ANB, MTR-NO 020 001⇒ CA, MTR-CODE: AEB, CH-NO 8D-T-155 010⇒ CA, MTR-CODE: APU, ARK, ANB CA, MTR-CODE: AEB, CH-NO 8D-T-155 010⇒ CA, MTR-CODE: AEB, ⇒CH-NO 8D-T-155 009	11,0X528Ld 4PK855 5PK1300 AP9002 AP9007
1.8 T quattro	12/97-11/00	AJL	132	1781	WP AC ALT, PS ALT, (Valeo), FOR ALT: 120A, OE-NO 06B903016E ALT, (Bosch), FOR ALT: 120A, OE-NO 06B903016B	11,0X528Ld 4PK855 5PK1300 AP9002 AP9007



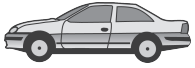


## AUDI

A3 Sportback (8VA)

					<b>CT919</b> CA <b>CT919K1</b> CA <b>CT919K2</b> CA, MTR-NO 010 001⇒ <b>CT919K4</b> CA	
	01/95-11/00	AEB, ARK, ANB, APU, AWT	110		WP AC ALT, PS ALT, MTR-CODE: AEB, ANB, APU, AWT, (Valeo), FOR ALT: 120A, OE-NO 06B903016E ALT, MTR-CODE: AEB, ANB, APU, AWT, (Bosch), FOR ALT: 120A, OE-NO 06B903016B <b>CT909</b> CA, MTR-CODE: AWT <b>CT909K10</b> CA, MTR-CODE: AWT, CH-NO 8D-1-042 385⇒ <b>CT909K2</b> CA, MTR-CODE: AWT, ⇒CH-NO 8D-1-042 384 <b>CT909K3</b> CA, MTR-CODE: AWT, ⇒CH-NO 8D-1-042 384 <b>CT909WP1</b> CA, MTR-CODE: AWT, ⇒CH-NO 8D-1-042 384 <b>CT909WP2</b> CA, MTR-CODE: AWT, CH-NO 8D-1-042 385⇒ <b>CT919</b> CA, MTR-CODE: APU, ARK, AEB, ANB <b>CT919K1</b> CA, MTR-CODE: APU, ARK, ANB <b>CT919K1</b> CA, MTR-CODE: AEB, CH-NO 8D-T-155 010⇒ <b>CT919K2</b> CA, MTR-CODE: ARK <b>CT919K2</b> CA, MTR-CODE: APU, ANB, MTR-NO 020 001⇒ <b>CT919K2</b> CA, MTR-CODE: AEB, CH-NO 8D-T-155 010⇒ <b>CT919K4</b> CA, MTR-CODE: APU, ARK, ANB <b>CT919K4</b> CA, MTR-CODE: AEB, CH-NO 8D-T-155 010⇒ <b>CT919K5</b> CA, MTR-CODE: AEB, ⇒CH-NO 8D-T-155 009	<b>11,0X528Ld</b> <b>4PK855</b> <b>5PK1300</b> <b>AP9002</b>  <b>AP9007</b>
1.9 TDI	03/00-11/00	AJM	85	1896	AC ALT, PS ONLY WITH VD1090 ALT, ⇒CH-NO 8D-X-400 000, (Bosch), FOR ALT: 90A, OE-NO 028 903 029 A, FOR ALT: 120A, OE-NO 028 903 029 B ALT, CH-NO 8D-Y-000 001⇒, (Bosch), FOR ALT: 90A, OE-NO 028 903 029 S, FOR ALT: 120A, OE-NO 028 903 031 CH-NO 8D-Y-000 001⇒, ALT, (Valeo), FOR ALT: 120A, OE-NO 028 903 031 A ⇒CH-NO 8D-X-199 999, ALT, (Bosch), FOR ALT: 90A, OE-NO 028 903 027 S, FOR ALT: 120A, OE-NO 028 903 028  <b>CT1028</b> CA <b>CT1028K2</b> CA <b>CT1028K4</b> CA <b>CT1028WP7</b> CA	<b>4PK855</b> <b>5PK1432</b> <b>MS17</b> <b>AP9002</b>  <b>AP9002</b>  <b>AP9002</b>  <b>AP9032</b>  <b>VD1090</b>
	12/95-11/00	AFF	55		AC ALT, WP, PS ALT, ⇒CH-NO 8D-X-400 000, (Bosch), FOR ALT: 90A, OE-NO 028 903 029 A, FOR ALT: 120A, OE-NO 028 903 029 B ALT, CH-NO 8D-Y-000 001⇒, (Bosch), FOR ALT: 90A, OE-NO 028 903 029 S, FOR ALT: 120A, OE-NO 028 903 031 CH-NO 8D-Y-000 001⇒, ALT, (Valeo), FOR ALT: 120A, OE-NO 028 903 031 A ⇒CH-NO 8D-X-199 999, ALT, (Bosch), FOR ALT: 70A, OE-NO 028 903 027 Q, FOR ALT: 90A, OE-NO 028 903 027 S, FOR ALT: 120A, OE-NO 028 903 028 F, 028 903 028  <b>CT867</b> CA <b>CT867K4</b> CA	<b>4PK855</b> <b>5PK1592</b> <b>AP9002</b>  <b>AP9002</b>  <b>AP9002</b>  <b>AP9032</b>
	01/95-11/00	1Z, AHU, AHH	66		AC ALT, WP, PS ALT, MTR-CODE: 1Z, (Valeo), FOR ALT: 90A, OE-NO 028 903 027 T	<b>4PK855</b> <b>5PK1592</b> <b>AP9002</b>





AUDI

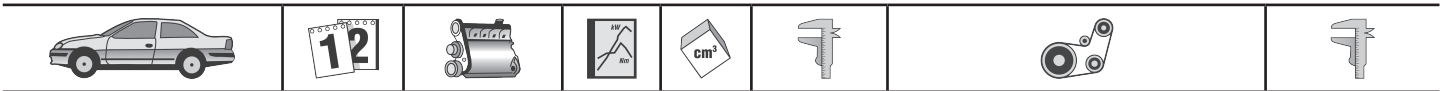
**AUDI**

A3 Sportback (8VA)



					<p>ALT, MTR-CODE: AHH, AHU, ⇒CH-NO 8D-X-400 000, (Bosch), FOR ALT: 90A, OE-NO 028 903 029 A, FOR ALT: 120A, OE-NO 028 903 029 B <b>AP9002</b></p> <p>ALT, MTR-CODE: AHH, AHU, CH-NO 8D-Y-000 001⇒, (Bosch), FOR ALT: 90A, OE-NO 028 903 029 S, FOR ALT: 120A, OE-NO 028 903 031 <b>AP9002</b></p> <p>MTR-CODE: AHH, AHU, CH-NO 8D-Y-000 001⇒, ALT, (Valeo), FOR ALT: 120A, OE-NO 028 903 031 A <b>AP9002</b></p> <p>⇒CH-NO 8D-X-199 999 <b>AP9032</b></p> <p>ALT, (Bosch), FOR ALT: 70A, OE-NO 028 903 027 Q, MTR-CODE: 1Z <b>AP9032</b></p> <p>ALT, (Bosch), FOR ALT: 90A, OE-NO 028 903 027 S, FOR ALT: 120A, OE-NO 028 903 028, MTR-CODE: AHH <b>AP9032</b></p> <p>ALT, (Bosch), FOR ALT: 120A, OE-NO 028 903 028 F, MTR-CODE: 1Z, AHU <b>AP9032</b></p> <p>CA, MTR-CODE: 1Z, AHU</p> <p>CA, MTR-CODE: 1Z, AHU</p> <p>CA, MTR-CODE: AHH</p> <p>CA, MTR-CODE: AHH</p>
	10/95-11/00	AFN, AVG	81		<p>AC <b>4PK855</b></p> <p>ALT, WP, PS <b>5PK1592</b></p> <p>ALT, ⇒CH-NO 8D-X-400 000, (Bosch), FOR ALT: 90A, OE-NO 028 903 029 A, FOR ALT: 120A, OE-NO 028 903 029 B <b>AP9002</b></p> <p>ALT, CH-NO 8D-Y-000 001⇒, (Bosch), FOR ALT: 90A, OE-NO 028 903 029 S, FOR ALT: 120A, OE-NO 028 903 031 <b>AP9002</b></p> <p>CH-NO 8D-Y-000 001⇒, ALT, (Valeo), FOR ALT: 120A, OE-NO 028 903 031 A <b>AP9002</b></p> <p>ALT, MTR-CODE: AFN, ⇒CH-NO 8D-X-199 999, (Bosch), FOR ALT: 70A, OE-NO 028 903 027 Q, FOR ALT: 90A, OE-NO 028 903 027 S, FOR ALT: 120A, OE-NO 028 903 028 <b>AP9032</b></p> <p>CA</p> <p>CA</p>
1.9 TDI quattro	03/00-11/00	AJM, ATJ	85	1896	<p>AC <b>4PK855</b></p> <p>ALT, PS <b>5PK1432</b></p> <p>ALT, ⇒CH-NO 8D-X-400 000, (Bosch), FOR ALT: 90A, OE-NO 028 903 029 A, FOR ALT: 120A, OE-NO 028 903 029 B <b>AP9002</b></p> <p>ALT, CH-NO 8D-Y-000 001⇒, (Bosch), FOR ALT: 90A, OE-NO 028 903 029 S, FOR ALT: 120A, OE-NO 028 903 031 <b>AP9002</b></p> <p>CH-NO 8D-Y-000 001⇒, ALT, (Valeo), FOR ALT: 120A, OE-NO 028 903 031 A <b>AP9002</b></p> <p>ALT, MTR-CODE: AJM, ⇒CH-NO 8D-X-199 999, (Bosch), FOR ALT: 90A, OE-NO 028 903 027 S, FOR ALT: 120A, OE-NO 028 903 028 <b>AP9032</b></p> <p>CA <b>VD1090</b></p> <p>CA</p> <p>CA</p> <p>CA</p> <p>CA</p>
	09/96-11/00	AFN, AVG	81		<p>AC <b>4PK855</b></p> <p>ALT, WP, PS <b>5PK1592</b></p> <p>ALT, ⇒CH-NO 8D-X-400 000, (Bosch), FOR ALT: 90A, OE-NO 028 903 029 A, FOR ALT: 120A, OE-NO 028 903 029 B <b>AP9002</b></p> <p>ALT, CH-NO 8D-Y-000 001⇒, (Bosch), FOR ALT: 90A, OE-NO 028 903 029 S, FOR ALT: 120A, OE-NO 028 903 031 <b>AP9002</b></p> <p>CH-NO 8D-Y-000 001⇒, ALT, (Valeo), FOR ALT: 120A, OE-NO 028 903 031 A <b>AP9002</b></p> <p>ALT, MTR-CODE: AFN, ⇒CH-NO 8D-X-199 999, (Bosch), FOR ALT: 120A, OE-NO 028 903 028 <b>AP9032</b></p> <p>CA</p> <p>CA</p>
2.4	08/97-11/00	AJG, APZ, AMM	120	2393	<p>ALT, (-AC) <b>6PK1760</b></p> <p>ALT, (AC) <b>6PK1880</b></p> <p>CA</p> <p>CA</p>





<b>AUDI</b>							
<b>A4 (8D2, B5)</b>							
					<b>CT920K2</b> <b>CT920WP3</b>	CA CA	
	07/95-07/97	AFM	110			ALT, (-AC) ALT, (AC), ⇒CH-NO 8D-T-185 641 ALT, (AC), CH-NO 8D-T-185 642⇒	<b>6PK1760</b> <b>6PK1870</b> <b>6PK1880</b>
					<b>CT920</b> <b>CT920K1</b> <b>CT920K2</b> <b>CT920WP3</b>	CA CA CA CA	
	03/97-11/00	AGA, ALF, AML, APS, ARJ	121			ALT, (-AC) ALT, (AC)	<b>6PK1760</b> <b>6PK1880</b>
					<b>CT920</b> <b>CT920K1</b> <b>CT920K2</b> <b>CT920WP3</b>	CA CA CA CA	
2.4 quattro	08/97-11/00	APZ	120	2393		ALT, (-AC) ALT, (AC)	<b>6PK1760</b> <b>6PK1880</b>
					<b>CT920</b> <b>CT920K1</b> <b>CT920K2</b> <b>CT920WP3</b>	CA CA CA CA	
	03/97-11/00	AGA, ALF, AML, APS, ARJ	121			ALT, (-AC) ALT, (AC)	<b>6PK1760</b> <b>6PK1880</b>
					<b>CT920</b> <b>CT920K1</b> <b>CT920K2</b> <b>CT920WP3</b>	CA CA CA CA	
2.5 TDI	09/97-11/00	AFB, AKN	110	2496		AC ALT, PS ALT, PS, AC, CH-NO 8D-Y-100 718⇒ ONLY WITH VD1032	<b>4PK1237</b> <b>6PK2404</b> <b>6PK2404D1</b> <b>MS19</b> <b>VD1032</b>
					<b>CT1015</b> <b>CT1015K1</b> <b>CT1015K2</b> <b>CT1015WP1</b> <b>CT1018</b> <b>CT1018K1</b>	CA CA CA CA, MTR-CODE: AKN INJP INJP	
2.5 TDI quattro	09/97-11/00	AFB, AKN	110	2496		AC ALT, PS ALT, PS, AC, CH-NO 8D-Y-100 718⇒ ONLY WITH VD1032	<b>4PK1237</b> <b>6PK2404</b> <b>6PK2404D1</b> <b>MS19</b> <b>VD1032</b>
					<b>CT1015</b> <b>CT1015K1</b> <b>CT1015K2</b> <b>CT1015WP1</b> <b>CT1018</b> <b>CT1018K1</b>	CA CA CA CA, MTR-CODE: AKN INJP INJP	
2.6	01/96-07/97	ACZ	102	2598		ALT, (-AC) ALT, (AC), ⇒CH-NO 8D-T-185 641 ALT, (AC), CH-NO 8D-T-185 642⇒	<b>6PK1760</b> <b>6PK1873</b> <b>6PK1880</b>
					<b>CT726</b> <b>CT726K2</b> <b>CT726WP2</b>	CA CA CA	
	01/95-11/00	ABC	110			ALT, PS, (-AC) ALT, PS, AC, ⇒CH-NO 8D-T-185641 ⇒CH-NO 8D-T-080000, (S4), (quattro) ALT, PS, AC, CH-NO 8D-T-185642⇒ CH-NO 8D-T-080001⇒, (S4), (quattro)	<b>6PK1760</b> <b>6PK1873</b> <b>6PK1873</b> <b>6PK1880</b> <b>6PK1880</b>
					<b>CT726</b> <b>CT726K2</b> <b>CT726WP2</b>	CA CA CA	
2.6 quattro	01/95-11/00	ABC	110	2598		ALT, PS, (-AC) ALT, PS, AC, ⇒CH-NO 8D-T-185641 ⇒CH-NO 8D-T-080000, (S4), (quattro) ALT, PS, AC, CH-NO 8D-T-185642⇒ CH-NO 8D-T-080001⇒, (S4), (quattro)	<b>6PK1760</b> <b>6PK1873</b> <b>6PK1873</b> <b>6PK1880</b> <b>6PK1880</b>
					<b>CT726</b> <b>CT726K2</b> <b>CT726WP2</b>	CA CA CA	
2.7 Bi Turbo quattro	08/98-12/98	APB	187	2671		ALT, (-AC) ALT, (AC)	<b>6PK1733</b> <b>6PK1856</b>
					<b>CT920</b> <b>CT920K1</b> <b>CT920K2</b>	CA CA CA	
2.8	09/95-07/97	AAH	128	2771		ALT, PS, (-AC) ALT, PS, AC, ⇒CH-NO 8D-T-185641	<b>6PK1760</b> <b>6PK1873</b>

**AUDI**



AUDI

**AUDI**

A4 (8D2, B5)

						⇒CH-NO 8D-T-080000, (S4), (quattro) ALT, PS, AC, CH-NO 8D-T-185642⇒ CH-NO 8D-T-080001⇒, (S4), (quattro) CA CA CA	6PK1873 6PK1880 6PK1880
	10/96-11/00	ACK, ALG, AMX, APR, AQD	142			ALT, PS, (-AC) ALT, PS, AC CA CA, MTR-CODE: ALG, AMX, APR, AQD CA, MTR-CODE: ACK, CH-NO 8D-V-205001⇒ CA, MTR-CODE: ALG, AMX, APR, AQD CA, MTR-CODE: ACK, CH-NO 8D-V-205001⇒ CA, MTR-CODE: ACK, ⇒CH-NO 8D-V-205000 CA, MTR-CODE: ALG, AMX, APR, AQD CA, MTR-CODE: ACK, CH-NO 8D-V-205001⇒	6PK1760 6PK1880
2.8 24V	10/96-07/99		142	2771		ALT, (-AC) ALT, (AC), ⇒CH-NO 8D-T-185 641 ALT, (AC), CH-NO 8D-T-185 641⇒ CA CA, MTR-CODE: ALG, AMX, APR, AQD CA, MTR-CODE: ACK, CH-NO 8D-V-205001⇒ CA, MTR-CODE: ALG, AMX, APR, AQD CA, MTR-CODE: ACK, CH-NO 8D-V-205001⇒	6PK1760 6PK1870 6PK1880
2.8 quattro	10/96-11/00	ACK, ALG, AMX, APR, AQD	142	2771		CA, MTR-CODE: ALG, AMX, APR, AQD CA, MTR-CODE: ACK, CH-NO 8D-V-205001⇒ CA, MTR-CODE: ACK, ⇒CH-NO 8D-V-205000 CA, MTR-CODE: ALG, AMX, APR, AQD CA, MTR-CODE: ACK, CH-NO 8D-V-205001⇒	
S4 quattro	09/97-11/00	AGB, AZB	195	2671		ALT, (-AC) ALT, (AC) CA CA CA CA	6PK1733 6PK1856

**A4 (8E2, B6)**

1.6	11/00-12/04	ALZ	75	1595		ALT, PS, AC ALT, (Bosch), FOR ALT: 120A, OE-NO 06B903016P, FOR ALT: 140A, OE-NO 06B903016AB, FOR ALT: 150A, OE-NO 06B903016Q ALT, (Valeo), FOR ALT: 120A, OE-NO 06B903016AE, FOR ALT: 140A, OE-NO 06B903016AF, CH-NO 8E-3-024776⇒ ALT, (Valeo), FOR ALT: 150A, OE-NO 06B903016AC CA CA CA CA	6PK1590 AP9009 AP9009 AP9009
1.8 T	11/00-07/02	AVJ	110	1781		ALT, PS, AC ALT, (Bosch), FOR ALT: 120A, OE-NO 06B903016P, FOR ALT: 140A, OE-NO 06B903016AB, FOR ALT: 150A, OE-NO 06B903016Q ALT, (Valeo), FOR ALT: 120A, OE-NO 06B903016AE, FOR ALT: 140A, OE-NO 06B903016AF, CH-NO 8E-3-024776⇒ ALT, (Valeo), FOR ALT: 150A, OE-NO 06B903016AC CA CA CA CA	6PK1590 AP9009 AP9009 AP9009 VD1107
	07/02-12/04	BFB	120			ALT, PS, (-AC) ALT, PS, (AC), CH-NO 8E-4-191001⇒ ALT, PS, (AC), ⇒CH-NO 8E-4-191000 ALT, (Bosch), FOR ALT: 120A, OE-NO 06B903016P, FOR ALT: 140A, OE-NO 06B903016AB, FOR ALT: 150A, OE-NO 06B903016Q, MTR-CODE: BFB	6PK1080 6PK1570 6PK1590 AP9009





<b>AUDI</b>							
<b>A4 (8E2, B6)</b>							
					<b>CT909</b> <b>CT909K10</b> <b>CT909WP2</b>	ALT, CH-NO 8E-3-024 776⇒, (Valeo), FOR ALT: 120A, OE-NO 06B903016AE, FOR ALT: 140A, OE-NO 06B903016AF, MTR-CODE: BFB ALT, (Valeo), FOR ALT: 150A, OE-NO 06B903016AC, MTR-CODE: BFB CA CA CA	<b>AP9009</b>  <b>AP9009</b>  <b>VD1107</b>
	11/02-12/04	BEX	140			ALT, PS, (-AC) ALT, PS, AC, CH-NO 8E-4-191001⇒ ALT, PS, AC, ⇒CH-NO 8E-4-191000 ALT, (Bosch), FOR ALT: 120A, OE-NO 06B903016P, FOR ALT: 140A, OE-NO 06B903016AB, FOR ALT: 150A, OE-NO 06B903016Q ALT, CH-NO 8E-3-024 776⇒, (Valeo), FOR ALT: 120A, OE-NO 06B903016AE, FOR ALT: 140A, OE-NO 06B903016AF ALT, (Valeo), FOR ALT: 150A, OE-NO 06B903016AC CA CA CA	<b>6PK1080</b> <b>6PK1570</b> <b>6PK1590</b> <b>AP9009</b>  <b>AP9009</b>  <b>VD1107</b>
	07/01-12/04	AMB	125			ALT, CH-NO 8E-4-191 001⇒ ALT, ⇒CH-NO 8E-4-191 000 ALT, (Bosch), FOR ALT: 120A, OE-NO 06B903016P, FOR ALT: 140A, OE-NO 06B903016AB, FOR ALT: 150A, OE-NO 06B903016Q ALT, CH-NO 8E-3-024 776⇒, (Valeo), FOR ALT: 120A, OE-NO 06B903016AE, FOR ALT: 140A, OE-NO 06B903016AF ALT, (Valeo), FOR ALT: 150A, OE-NO 06B903016AC CA CA CA	<b>6PK1570</b> <b>6PK1590</b> <b>AP9009</b>  <b>AP9009</b>  <b>AP9009</b>  <b>VD1107</b>
1.8 T quattro	11/00-07/02	AVJ	110	1781		ALT, PS, AC ALT, (Bosch), FOR ALT: 120A, OE-NO 06B903016P, FOR ALT: 140A, OE-NO 06B903016AB, FOR ALT: 150A, OE-NO 06B903016Q ALT, (Valeo), FOR ALT: 120A, OE-NO 06B903016AE, FOR ALT: 140A, OE-NO 06B903016AF, CH-NO 8E-3-024776⇒ ALT, (Valeo), FOR ALT: 150A, OE-NO 06B903016AC CA CA CA	<b>6PK1590</b> <b>AP9009</b>  <b>AP9009</b>  <b>AP9009</b>  <b>VD1107</b>
	07/02-12/04	BFB	120			ALT, PS, (-AC) ALT, PS, AC, CH-NO 8E-4-191001⇒ ALT, PS, AC, ⇒CH-NO 8E-4-191000 ALT, (Bosch), FOR ALT: 120A, OE-NO 06B903016P, FOR ALT: 140A, OE-NO 06B903016AB, FOR ALT: 150A, OE-NO 06B903016Q ALT, CH-NO 8E-3-024 776⇒, (Valeo), FOR ALT: 120A, OE-NO 06B903016AE, FOR ALT: 140A, OE-NO 06B903016AF ALT, (Valeo), FOR ALT: 150A, OE-NO 06B903016AC CA CA CA	<b>6PK1080</b> <b>6PK1570</b> <b>6PK1590</b> <b>AP9009</b>  <b>AP9009</b>  <b>VD1107</b>
<b>A4 (8D2, B5)</b>							
2.8 24V	10/96-07/99		142	2771	<b>CT920K4</b>  <b>CT920WP3</b> <b>CT920WP3</b>	CA, MTR-CODE: ACK, ⇒CH-NO 8D-V-205000 CA, MTR-CODE: ALG, AMX, APR, AQD CA, MTR-CODE: ACK, CH-NO 8D-V-205001⇒	
2.8 quattro	01/95-07/97	AAH	128	2771		ALT, PS, (-AC) ALT, PS, AC, ⇒CH-NO 8D-T-185641 ⇒CH-NO 8D-T-080000, (S4), (quattro) ALT, PS, AC, CH-NO 8D-T-185642⇒ CH-NO 8D-T-080001⇒, (S4), (quattro)	<b>6PK1760</b> <b>6PK1873</b> <b>6PK1873</b> <b>6PK1880</b> <b>6PK1880</b>

**AUDI**






**AUDI**

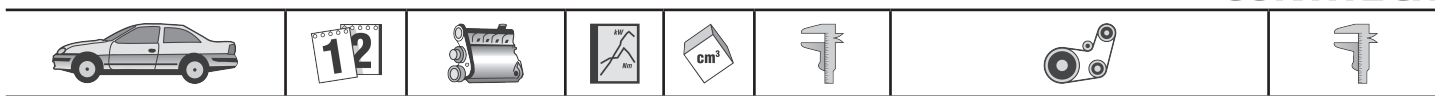
A4 (8D2, B5)

					CT726 CT726K2 CT726WP2	CA CA CA	
10/96-11/00	ACK, ALG, AMX, APR, AQD	142			CT920 CT920K1 CT920K1	ALT, PS, (-AC) ALT, PS, AC CA CA, MTR-CODE: ALG, AMX, APR, AQD CA, MTR-CODE: ACK, CH-NO 8D-V-205001⇒	6PK1760 6PK1880

A4 (8EC, B7)

1.9 TDI 2.0	11/04-06/08 11/04-06/08	BKE, BRB ALT	85 96	1896 1984	CT1028WP4	CA, WP ALT, (-AC) ALT, (AC), CH-NO 8E-4-191 001⇒ ALT, (AC), ⇒CH-NO 8E-4-191 000 ALT, (Bosch), FOR ALT: 120A, OE-NO 06B903016P, FOR ALT: 140A, OE-NO 06B903016AB ALT, (Valeo), FOR ALT: 120A, OE-NO 06B903016AE ⇒CH-NO 8E-6-240 000, ALT, (Valeo), FOR ALT: 140A, OE-NO 06B903016AF, 06B903016AC CH-NO 8E-6-240 001⇒, ALT, (Valeo), FOR ALT: 140A, OE-NO 06D903016A, FOR ALT: 150A, OE-NO 06D903016	6PK1080 6PK1570 6PK1590 AP9009 AP9009 AP9009 VD1107
2.0 FSi	01/05-07/05	AWA	110	1984	CT909 CT909K10 CT909WP3	CA CA, MTR-CODE: ALT CA, MTR-CODE: ALT	
					CT1056 CT1056K1 CT1088 CT1088K1	ALT, (-AC) ALT, (AC), CH-NO 8E-4-191 001⇒ ALT, (AC), ⇒CH-NO 8E-4-191 000 ALT, (Bosch), FOR ALT: 120A, OE-NO 06B903016P, FOR ALT: 140A, OE-NO 06B903016AB ALT, (Valeo), FOR ALT: 120A, OE-NO 06B903016AE ⇒CH-NO 8E-6-240 000, ALT, (Valeo), FOR ALT: 140A, OE-NO 06B903016AF, 06B903016AC CH-NO 8E-6-240 001⇒, ALT, (Valeo), FOR ALT: 140A, OE-NO 06D903016A, FOR ALT: 150A, OE-NO 06D903016 CA, ⇒CH-NO 8E-4-400 000 CA, CH-NO 8E-3-390 001⇒, ⇒CH-NO 8E-4-400 000 CA, CH-NO 8E-5-000 001⇒ CA, CH-NO 8E-5-000 001⇒	6PK1080 6PK1570 6PK1950 AP9009 AP9009 AP9009 AP9009
2.0 TDI	11/04-06/08	BNA, BRF	100	1968	CT1051 CT1051K1 CT1051WP1	MTR-CODE: BNA, BRF, ALT, PS, AC MTR-CODE: BNA, BRF, ALT, PS, AC ONLY WITH VD1076 ALT, (Bosch), FOR ALT: 140A, OE-NO 06F903023J ALT, (Valeo), FOR ALT: 140A, OE-NO 06F903023H	6PK1613 6PK1613D1 MS18 AP9001 AP9001 VD1076
	06/06-06/08	BRD	125		CT1051 CT1051K1 CT1051WP1	MTR-CODE: BRD, ALT, (AC) MTR-CODE: BRD, ALT, (AC) ONLY WITH VD1076 ALT, (Bosch), FOR ALT: 140A, OE-NO 06F903023J ALT, (Valeo), FOR ALT: 140A, OE-NO 06F903023H	6PK1613 6PK1613D1 MS18 AP9001 AP9001 VD1076
	11/04-06/08	BPW	103			ALT, PS, AC ALT, PS, AC MTR-CODE: BPW, BLB, 07/2005⇒, ONLY WITH VD1076 MTR-CODE: BPW, BLB, ⇒06/2005, ONLY WITH VD1076 CH-NO 8E-5-400 001⇒, ALT, (Bosch), FOR ALT: 140A, OE-NO 06F903023J	6PK1613 6PK1613D1 MS18 MS37 AP9001





<b>AUDI</b>						
<b>A4 (8EC, B7)</b>						
					ALT, (Valeo), FOR ALT: 140A, OE-NO 06F903023H	<b>AP9001</b> <b>VD1076</b>
				<b>CT1028</b> <b>CT1028K3</b> <b>CT1028WP4</b>	CA, WP CA, WP CA, WP	
	09/05-09/06	BVG	89		MTR-CODE: BVG, ALT, (AC) MTR-CODE: BVG, ALT, (AC) ONLY WITH VD1076 ALT, (Bosch), FOR ALT: 140A, OE-NO 06F903023J ALT, (Valeo), FOR ALT: 140A, OE-NO 06F903023H	<b>6PK1613</b> <b>6PK1613D1</b> <b>MS18</b> <b>AP9001</b> <b>AP9001</b> <b>VD1076</b>
				<b>CT1051</b> <b>CT1051K1</b> <b>CT1051WP1</b>	MTR-CODE: BVG, CA, WP MTR-CODE: BVG, CA, WP MTR-CODE: BVG, CA, WP	
	06/06-06/08	BVA	120		MTR-CODE: BVA, ALT MTR-CODE: BVA, ALT ONLY WITH VD1076 ALT, (Bosch), FOR ALT: 140A, OE-NO 06F903023J ALT, (Valeo), FOR ALT: 140A, OE-NO 06F903023H	<b>6PK1613</b> <b>6PK1613D1</b> <b>MS18</b> <b>AP9001</b> <b>AP9001</b> <b>VD1076</b>
				<b>CT1051</b> <b>CT1051K1</b> <b>CT1051WP1</b>	MTR-CODE: BVA, CA, WP MTR-CODE: BVA, CA, WP MTR-CODE: BVA, CA, WP	
	11/05-11/06	BVF	93		MTR-CODE: BVF, ALT MTR-CODE: BVF, ALT ALT, (Bosch), FOR ALT: 140A, OE-NO 06F903023J ALT, (Valeo), FOR ALT: 140A, OE-NO 06F903023H	<b>6PK1613</b> <b>6PK1613D1</b> <b>AP9001</b> <b>AP9001</b>
				<b>CT1051</b> <b>CT1051K1</b> <b>CT1051WP1</b>	MTR-CODE: BVF, CA, WP MTR-CODE: BVF, CA, WP MTR-CODE: BVF, CA, WP	
2.0 TDI 16V	11/04-06/08	BLB, BRE	103	1968	MTR-CODE: BRE, BLB, ALT, PS, (AC) MTR-CODE: BRE, BLB, ALT, PS, (AC) MTR-CODE: BRE, ONLY WITH VD1076 MTR-CODE: BPW, BLB, 07/2005⇒, ONLY WITH VD1076 MTR-CODE: BPW, BLB, ⇒06/2005, ONLY WITH VD1076 ALT, (Bosch), FOR ALT: 140A, OE-NO 06F903023J ALT, (Valeo), FOR ALT: 140A, OE-NO 06F903023H	<b>6PK1613</b> <b>6PK1613D1</b> <b>MS18</b> <b>MS18</b> <b>MS37</b> <b>AP9001</b> <b>AP9001</b> <b>VD1076</b>
					<b>CT1051</b> <b>CT1051K1</b> <b>CT1051WP1</b>	MTR-CODE: BRE, BLB, CA, WP MTR-CODE: BRE, BLB, CA, WP MTR-CODE: BRE, BLB, CA, WP
2.0 TDI quattro	01/06-06/08	BPW	103	1968	ALT, PS, AC ALT, PS, AC MTR-CODE: BPW, BLB, 07/2005⇒, ONLY WITH VD1076 ALT, (Bosch), FOR ALT: 140A, OE-NO 06F903023J ALT, (Valeo), FOR ALT: 140A, OE-NO 06F903023H	<b>6PK1613</b> <b>6PK1613D1</b> <b>MS18</b> <b>AP9001</b> <b>AP9001</b> <b>VD1076</b>
					<b>CT1028</b> <b>CT1028K3</b>	CA, WP CA, WP
<b>A4 (8E2, B6)</b>						
1.8 T quattro	07/02-12/04	BFB	120	1781	<b>CT909</b> <b>CT909K10</b> <b>CT909WP2</b>	CA CA CA
	11/02-12/04	BEX	140		ALT, PS, (-AC) ALT, PS, AC, CH-NO 8E-4-191001⇒ ALT, PS, AC, ⇒CH-NO 8E-4-191000 ALT, (Bosch), FOR ALT: 120A, OE-NO 06B903016P, FOR ALT: 140A, OE-NO 06B903016AB, FOR ALT: 150A, OE-NO 06B903016Q ALT, CH-NO 8E-3-024 776⇒, (Valeo), FOR ALT: 120A, OE-NO 06B903016AE, FOR ALT: 140A, OE-NO 06B903016AF ALT, (Valeo), FOR ALT: 150A, OE-NO	<b>6PK1080</b> <b>6PK1570</b> <b>6PK1590</b> <b>AP9009</b> <b>AP9009</b> <b>AP9009</b>

**AUDI**



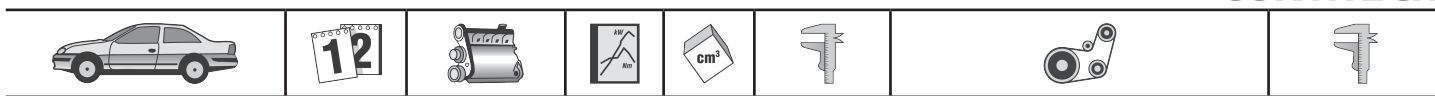
**AUDI**

A4 (8E2, B6)



					CT909 CT909K10 CT909WP2	CA CA CA	VD1107
	07/01-12/04	AMB	125			ALT, CH-NO 8E-4-191 001⇒ ALT, ⇒CH-NO 8E-4-191 000 ALT, (Bosch), FOR ALT: 120A, OE-NO 06B903016P, FOR ALT: 140A, OE-NO 06B903016AB, FOR ALT: 150A, OE-NO 06B903016Q ALT, CH-NO 8E-3-024 776⇒, (Valeo), FOR ALT: 120A, OE-NO 06B903016AE, FOR ALT: 140A, OE-NO 06B903016AF ALT, (Valeo), FOR ALT: 150A, OE-NO 06B903016AC	6PK1570 6PK1590 AP9009  AP9009  AP9009
1.9 TDI	11/00-12/04	AVF, AWX	96	1896	CT909 CT909K10 CT909WP2	CA CA CA	4PK841 4PK841 5PK1432 5PK1432 6PK1125 6PK1125 6PK1613 6PK1613 6PK1613D1 6PK1613D1 MS17 MS37 AP9001 AP9001 AP9001 AP9002 AP9002 AP9002 VD1076 VD1090
	05/01-12/04	AVB	74		CT1028 CT1028K2 CT1028K3 CT1028K4 CT1028WP4 CT1028WP7	CA, WP CA, WP, ⇒CH-NO 8E-2-297 100 CA, WP, CH-NO 8E-2-297 101⇒ CA, WP, ⇒CH-NO 8E-2-297 100 CA, WP, CH-NO 8E-2-297 101⇒ CA, WP, ⇒CH-NO 8E-2-295 000	4PK841 5PK1432 6PK1125 6PK1613 6PK1613D1 MS17 MS37 AP9001 AP9002 AP9002 AP9002 VD1076 VD1090
					CT1028 CT1028K2 CT1028K3 CT1028K4	CA, WP CA, WP, ⇒CH-NO 8E-2-297 100 CA, WP, CH-NO 8E-2-297 101⇒ CA, WP, ⇒CH-NO 8E-2-297 100	





# AUDI

A4 (8E2, B6)					
	06/04-12/04	BKE	85		<b>CT1028WP4</b> CA, WP, CH-NO 8E-2-297 101⇒ <b>CT1028WP7</b> CA, WP, ⇒CH-NO 8E-2-295 000  ALT, PS, (-AC) <b>6PK1125</b> ALT, PS, (AC) <b>6PK1613</b> ALT, PS, (AC), CH-NO 8E-3-410 001⇒ <b>6PK1613D1</b> CH-NO 8E-6-030 001⇒, ONLY WITH <b>MS18</b> VD1076 ⇒CH-NO 8E-6-030 000, ONLY WITH <b>MS37</b> VD1076 ALT, (Bosch), FOR ALT: 140A, OE-NO <b>AP9001</b> 06F903023J ALT, (Valeo), FOR ALT: 140A, OE-NO <b>AP9001</b> 06F903023H ALT, (Bosch), FOR ALT: 150A, OE-NO 028 <b>AP9002</b> 903 029 N CH-NO 8E-3-410 001⇒ <b>VD1076</b> ⇒CH-NO 8E-3-410 000 <b>VD1090</b>  <b>CT1028</b> CA, WP <b>CT1028K2</b> CA, WP, ⇒CH-NO 8E-2-297 100 <b>CT1028K3</b> CA, WP, CH-NO 8E-2-297 101⇒ <b>CT1028K4</b> CA, WP, ⇒CH-NO 8E-2-297 100
1.9 TDI quattro	11/01-12/04	AVF	96	1896	AC, (MANL), ⇒CH-NO 8E-4-010 000 <b>4PK841</b> AC, (AUTOM), ⇒CH-NO 8E-3-500 000 <b>4PK841</b> ALT, PS, (MANL), ⇒CH-NO 8E-4-010 000 <b>5PK1432</b> ALT, PS, (AUTOM), ⇒CH-NO 8E-3-500 000 <b>5PK1432</b> ALT, PS, (-AC), (MANL), CH-NO 8E-4-010 <b>6PK1125</b> 001⇒ ALT, PS, (-AC), (AUTOM), CH-NO 8E-4-000 <b>6PK1125</b> 001⇒ ALT, PS, (AC), (MANL), CH-NO 8E-4-010 <b>6PK1613</b> 001⇒ ALT, PS, (AC), (AUTOM), CH-NO 8E-4-000 <b>6PK1613</b> 001⇒ ALT, PS, (AC), (MANL), CH-NO 8E-4-010 <b>6PK1613D1</b> 001⇒ ALT, PS, (AC), (AUTOM), CH-NO 8E-4-000 <b>6PK1613D1</b> 001⇒ ONLY WITH VD1090 <b>MS17</b> ONLY WITH VD1076 <b>MS37</b> ALT, (Bosch), FOR ALT: 140A, OE-NO <b>AP9001</b> 06F903023J, 06F903023F ALT, (Valeo), FOR ALT: 140A, OE-NO <b>AP9001</b> 06F903023H, 06F903023C ALT, (Bosch), FOR ALT: 140A, OE-NO 028 <b>AP9002</b> 903 029 Q, FOR ALT: 150A, OE-NO 028 903 029 N, ⇒CH-NO 8E-4-010 000 ALT, (Valeo), FOR ALT: 140A, OE-NO 028 <b>AP9002</b> 903 028 R, ⇒CH-NO 8E-4-010 000 CH-NO 8E-3-410 001⇒ <b>VD1076</b> ⇒CH-NO 8E-3-410 000 <b>VD1090</b>  <b>CT1028</b> CA, WP <b>CT1028K2</b> CA, WP, ⇒CH-NO 8E-2-297 100 <b>CT1028K3</b> CA, WP, CH-NO 8E-2-297 101⇒ <b>CT1028K4</b> CA, WP, ⇒CH-NO 8E-2-297 100 <b>CT1028WP4</b> CA, WP, CH-NO 8E-2-297 101⇒ <b>CT1028WP7</b> CA, WP, ⇒CH-NO 8E-2-295 000
2.0	11/00-12/04	ALT	96	1984	ALT, (-AC) <b>6PK1080</b> ALT, (AC), CH-NO 8E-4-191 001⇒ <b>6PK1570</b> ALT, (AC), ⇒CH-NO 8E-4-191 000 <b>6PK1590</b> ALT, (Bosch), FOR ALT: 120A, OE-NO <b>AP9009</b> 06B903016P, FOR ALT: 140A, OE-NO 06B903016AB, FOR ALT: 150A, OE-NO 06B903016Q ALT, CH-NO 8E-3-024 776⇒, (Valeo), FOR <b>AP9009</b> ALT: 120A, OE-NO 06B903016AE, FOR ALT: 140A, OE-NO 06B903016AF ALT, (Valeo), FOR ALT: 150A, OE-NO <b>AP9009</b> 06B903016AC  <b>CT909</b> CA <b>CT909K10</b> CA, MTR-CODE: ALT <b>CT909WP3</b> CA, MTR-CODE: ALT
2.0 FSI	07/02-12/04	AWA	110	1984	ALT, (-AC) <b>6PK1080</b> ALT, (AC), CH-NO 8E-4-191 001⇒ <b>6PK1570</b> ALT, (AC), ⇒CH-NO 8E-4-191 000 <b>6PK1950</b> ALT, (Bosch), FOR ALT: 120A, OE-NO <b>AP9009</b> 06B903016P, FOR ALT: 140A, OE-NO 06B903016AB, FOR ALT: 150A, OE-NO

**AUDI**



**AUDI**

A4 (8E2, B6)

						06B903016Q ALT, (Valeo), FOR ALT: 120A, OE-NO 06B903016AE, FOR ALT: 140A, OE-NO 06B903016AF, CH-NO 8E-3-024776⇒ ALT, (Valeo), FOR ALT: 150A, OE-NO 06B903016AC	AP9009 AP9009 VD1107
					CT1056 CT1056K1	CA, ⇒CH-NO 8E-4-400 000 CA, CH-NO 8E-3-390 001⇒, ⇒CH-NO 8E-4-400 000	
					CT1088 CT1088K1	CA, CH-NO 8E-5-000 001⇒ CA, CH-NO 8E-5-000 001⇒	
2.4	09/01-12/04	BDV	125	2393		ALT, PS, AC	6PK1856
					CT920 CT920K1 CT920K2 CT920WP3	CA CA CA CA	
		AMM	120			ALT, PS, AC	6PK1856
					CT920 CT920K1 CT920K2 CT920WP3	CA CA CA CA	
2.5 D	10/00-05/03	AKE	132	2496		AC ALT, PS ALT, PS, AC	4PK1217 6PK2404 6PK2404D2
					CT1015 CT1015K1 CT1015K2 CT1015WP1 CT1018 CT1018K1	CA CA CA CA INJP INJP	
2.5 TDI	08/01-07/02	AYM	114	2496		AC ALT, PS ALT, PS, AC ONLY WITH VD1032	4PK1217 6PK2404 6PK2404D2 MS19 VD1032
					CT1015 CT1015K1 CT1015K2 CT1015WP1 CT1018 CT1018K1	CA CA CA CA INJP INJP	
	07/02-12/04	BFC, BCZ, BDG	120			AC ALT, PS ALT, PS, AC ONLY WITH VD1032	4PK1217 6PK2404 6PK2404D2 MS19 VD1032
					CT1015 CT1015K1 CT1015K2 CT1015WP1 CT1018 CT1018K1	CA, MTR-CODE: BFC CA CA CA CA INJP INJP	
2.5 TDI quattro	11/00-12/04	AKE, BAU, BDH	132	2496		AC ALT, PS ALT, PS, AC ONLY WITH VD1032	4PK1217 6PK2404 6PK2404D2 MS19 VD1032
					CT1015 CT1015K1 CT1015K2 CT1015WP1 CT1018 CT1018K1	CA CA CA CA INJP INJP	
3.0	11/00-12/04	ASN, AVK	162	2976		ALT	6PK1880
					CT1068 CT1068K1 CT1068K2	CA CA CA	
	04/01-12/04	BBJ	160			ALT, ⇒CH-NO 8E-5-400 000 ALT, CH-NO 8E-5-400 001⇒	6PK1880 6PK1885
					CT1068 CT1068K1 CT1068K2	CA CA CA	
3.0 quattro	11/00-12/04	ASN, AVK	162	2976		ALT	6PK1880
					CT1068 CT1068K1 CT1068K2	CA CA CA	
	04/01-12/04	BBJ	160			ALT, ⇒CH-NO 8E-5-400 000	6PK1880





<b>AUDI</b>							
<b>A4 (8E2, B6)</b>							
					CT1068 CT1068K1 CT1068K2	ALT, CH-NO 8E-5-400 001⇒ CA CA CA	6PK1885
S4 quattro	03/03-12/04	BBK	253	4163		ALT	5PK1120
<b>A4 (8EC, B7)</b>							
1.6	11/04-06/08	ALZ	75	1595		ALT, PS, AC ALT, (Bosch), FOR ALT: 120A, OE-NO 06B903016P, FOR ALT: 140A, OE-NO 06B903016AB ALT, (Valeo), FOR ALT: 120A, OE-NO 06B903016AE ⇒CH-NO 8E-6-240 000, ALT, (Valeo), FOR ALT: 140A, OE-NO 06B903016AF, 06B903016AC CH-NO 8E-6-240 001⇒, ALT, (Valeo), FOR ALT: 140A, OE-NO 06D903016A, FOR ALT: 150A, OE-NO 06D903016	6PK1570 AP9009  AP9009 AP9009 AP9009
1.8 T	11/04-06/08	BFB	120	1781	CT908 CT908K1 CT908WP1	CA CA CA	
						ALT, (-AC) ALT, (AC), CH-NO 8E-4-191 001⇒ ALT, (AC), ⇒CH-NO 8E-4-191 000 ALT, (Bosch), FOR ALT: 120A, OE-NO 06B903016P, FOR ALT: 140A, OE-NO 06B903016AB ALT, (Valeo), FOR ALT: 120A, OE-NO 06B903016AE ⇒CH-NO 8E-6-240 000, ALT, (Valeo), FOR ALT: 140A, OE-NO 06B903016AF, 06B903016AC CH-NO 8E-6-240 001⇒, ALT, (Valeo), FOR ALT: 140A, OE-NO 06D903016A, FOR ALT: 150A, OE-NO 06D903016	6PK1080 6PK1570 6PK1590 AP9009  AP9009 AP9009 AP9009 VD1107
					CT909 CT909K10 CT909WP2	CA CA CA	
1.8 T quattro	11/04-06/08	BFB	120	1781		ALT, (AC), CH-NO 8E-4-191 001⇒ ALT, (AC), ⇒CH-NO 8E-4-191 000 ALT, (Bosch), FOR ALT: 120A, OE-NO 06B903016P, FOR ALT: 140A, OE-NO 06B903016AB ALT, (Valeo), FOR ALT: 120A, OE-NO 06B903016AE ⇒CH-NO 8E-6-240 000, ALT, (Valeo), FOR ALT: 140A, OE-NO 06B903016AF, 06B903016AC CH-NO 8E-6-240 001⇒, ALT, (Valeo), FOR ALT: 140A, OE-NO 06D903016A, FOR ALT: 150A, OE-NO 06D903016	6PK1570 6PK1590 AP9009  AP9009 AP9009 AP9009 VD1107
					CT909 CT909K10 CT909WP2	CA CA CA	
1.9 TDI	11/04-06/08	BKE, BRB	85	1896		ALT, PS, (-AC) ALT, PS, (AC) ALT, PS, (AC) CH-NO 8E-6-030 001⇒, ONLY WITH VD1076 ⇒CH-NO 8E-6-030 000, ONLY WITH VD1076 ALT, (Bosch), FOR ALT: 140A, OE-NO 06F903023J ALT, (Valeo), FOR ALT: 140A, OE-NO 06F903023H ALT, (Bosch), FOR ALT: 150A, OE-NO 028 903 029 N CH-NO 8E-3-410 001⇒ ⇒CH-NO 8E-3-410 000	6PK1125 6PK1613 6PK1613D1 MS18  MS37 AP9001 AP9001 AP9002 VD1076 VD1090
					CT1028 CT1028K3 CT1028WP4	CA, WP CA, WP, MTR-CODE: BKE, BRB CA, WP	
2.0 TDI quattro	01/06-06/08 06/06-06/08	BPW BRD	103 125	1968		MTR-CODE: BRD, ALT, (AC) MTR-CODE: BRD, ALT, (AC) ONLY WITH VD1076 ALT, (Bosch), FOR ALT: 140A, OE-NO	6PK1613 6PK1613D1 MS18 AP9001

**AUDI**




AUDI

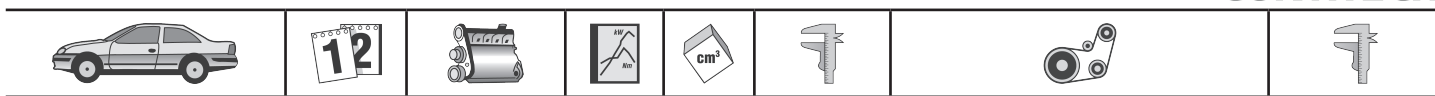
**AUDI**

A4 (8EC, B7)



					ALT, (Valeo), FOR ALT: 140A, OE-NO 06F903023H	<b>AP9001</b> <b>VD1076</b>
				<b>CT1051</b> <b>CT1051K1</b> <b>CT1051WP1</b>	MTR-CODE: BRD, CA, WP MTR-CODE: BRD, CA, WP MTR-CODE: BRD, CA, WP	
		BVA	120		MTR-CODE: BVA, ALT MTR-CODE: BVA, ALT ONLY WITH VD1076 ALT, (Bosch), FOR ALT: 140A, OE-NO 06F903023J ALT, (Valeo), FOR ALT: 140A, OE-NO 06F903023H	<b>6PK1613</b> <b>6PK1613D1</b> <b>MS18</b> <b>AP9001</b> <b>AP9001</b> <b>VD1076</b>
				<b>CT1051</b> <b>CT1051K1</b> <b>CT1051WP1</b>	MTR-CODE: BVA, CA, WP MTR-CODE: BVA, CA, WP MTR-CODE: BVA, CA, WP	
2.0 TFSI	11/04-06/08	BGB, BWE, BWT, BPG	147	1984	ALT ALT, (Bosch), FOR ALT: 140A, OE-NO 06B903016AB ALT, (Valeo), FOR ALT: 150A, OE-NO 06D903016 ALT, ⇒CH-NO 8E-6-240 000, (Valeo), FOR ALT: 140A, OE-NO 06B903016AF CH-NO 8E-6-240 001⇒, ALT, (Valeo), FOR ALT: 140A, OE-NO 06D903016A	<b>6PK1570</b> <b>AP9009</b> <b>AP9009</b> <b>AP9009</b> <b>AP9009</b>
				<b>CT1088</b> <b>CT1088K1</b>	CA CA	
	06/05-06/08	BUL	162		ALT, PS, AC ALT, (Bosch), FOR ALT: 140A, OE-NO 06B903016AB ALT, (Valeo), FOR ALT: 150A, OE-NO 06D903016 ⇒CH-NO 8E-6-240 000, ALT, (Valeo), FOR ALT: 140A, OE-NO 06B903016AF CH-NO 8E-6-240 001⇒, ALT, FOR ALT: 150A, OE-NO 06D903016A	<b>6PK1570</b> <b>AP9009</b> <b>AP9009</b> <b>AP9009</b> <b>AP9009</b>
				<b>CT1088</b> <b>CT1088K1</b>	CA CA	
	10/06-06/08	BPJ, BYK	125		MTR-CODE: BPJ, BYK, ALT ALT, (Bosch), FOR ALT: 140A, OE-NO 06B903016AB ALT, (Valeo), FOR ALT: 150A, OE-NO 06D903016 CH-NO 8E-6-240 001⇒, ALT, (Valeo), FOR ALT: 140A, OE-NO 06D903016A	<b>6PK1570</b> <b>AP9009</b> <b>AP9009</b> <b>AP9009</b>
				<b>CT1088</b> <b>CT1088K1</b>	MTR-CODE: BPJ, BYK, CA, WP MTR-CODE: BPJ, BYK, CA, WP	
2.0 TFSI quattro	11/04-06/08	BGB, BWE, BWT, BPG	147	1984	ALT ALT, (Bosch), FOR ALT: 140A, OE-NO 06B903016AB ALT, (Valeo), FOR ALT: 150A, OE-NO 06D903016 ALT, ⇒CH-NO 8E-6-240 000, (Valeo), FOR ALT: 140A, OE-NO 06B903016AF CH-NO 8E-6-240 001⇒, ALT, (Valeo), FOR ALT: 140A, OE-NO 06D903016A	<b>6PK1570</b> <b>AP9009</b> <b>AP9009</b> <b>AP9009</b> <b>AP9009</b>
				<b>CT1088</b> <b>CT1088K1</b>	CA CA	
	06/05-06/08	BUL	162		ALT, PS, AC ALT, (Bosch), FOR ALT: 140A, OE-NO 06B903016AB ALT, (Valeo), FOR ALT: 150A, OE-NO 06D903016 ⇒CH-NO 8E-6-240 000, ALT, (Valeo), FOR ALT: 140A, OE-NO 06B903016AF CH-NO 8E-6-240 001⇒, ALT, FOR ALT: 150A, OE-NO 06D903016A	<b>6PK1570</b> <b>AP9009</b> <b>AP9009</b> <b>AP9009</b> <b>AP9009</b>
				<b>CT1088</b> <b>CT1088K1</b>	CA CA	
2.5 TDI	11/04-05/06	BDG	120	2496	AC ALT, PS ALT, PS, AC ONLY WITH VD1032	<b>4PK1217</b> <b>6PK2404</b> <b>6PK2404D2</b> <b>MS19</b> <b>VD1032</b>
				<b>CT1015</b> <b>CT1015K1</b> <b>CT1015K2</b>	CA CA CA	





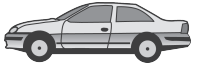
# AUDI

## A4 (8EC, B7)

					CT1015WP1 CT1018 CT1018K1	CA INJP INJP	
2.7 TDI	01/06-06/08	BPP	132	2698		ALT, PS, AC, CH-NO 8E-6-252 205⇒ ALT, PS, AC, CH-NO 8E-6-252 205⇒ ALT, PS, AC, ⇒CH-NO 8E-6-252 204 ALT, PS, AC, ⇒CH-NO 8E-6-252 204 ONLY WITH VD1033 MTR-CODE: BPP	6PK2460 6PK2460D1 6PK2490 6PK2490D1 MS25 VD1033
	11/05-06/08	BSG	120		CT1094 CT1094K1	INJP INJP	
						ALT, CH-NO 8E-6-252 205⇒ ALT, ⇒CH-NO 8E-6-252 204 ONLY WITH VD1033 MTR-CODE: BSG, ⇒CH-NO 8E-6-252204, ONLY WITH 059 145 201 F, ONLY WITH 059 903 137 AB CH-NO 8E-6-252205⇒, MTR-CODE: BSG	6PK2460 6PK2490 MS25 VD1033 VD1033
3.0	11/04-05/06	BBJ	160	2976		ALT, ⇒CH-NO 8E-5-400 000 ALT, CH-NO 8E-5-400 001⇒	6PK1880 6PK1885
					CT1068 CT1068K1 CT1068K2	CA CA CA	
3.0 quattro	11/04-07/06	BBJ	160	2976		ALT, ⇒CH-NO 8E-5-400 000 ALT, CH-NO 8E-5-400 001⇒	6PK1880 6PK1885
					CT1068 CT1068K1 CT1068K2	CA CA CA	
3.0 TDI quattro	11/04-06/08	BKN	150	2967		ALT, PS, AC ALT, PS, AC, CH-NO 8E-5-565001⇒ ONLY WITH VD1033 MTR-CODE: BKN	6PK2460 6PK2460D1 MS25 VD1033
	01/06-06/08	ASB	171		CT1094 CT1094K1	INJP INJP	
						ALT, PS, AC ALT, PS, AC, CH-NO 8E-5-565001⇒ ONLY WITH VD1033 MTR-CODE: ASB	6PK2460 6PK2460D1 MS25 VD1033
					CT1094 CT1094K1	INJP INJP	
3.2 FSI	01/05-06/08	AUK	188	3123		ALT, PS, AC	6PK2415
3.2 FSI quattro	01/05-06/08	AUK, BKH	188	3123		ALT, PS, AC	6PK2415
RS4 quattro	09/05-06/08	BNS	309	4163		ALT	5PK1165
S4 quattro	11/04-06/08	BBK, BHF	253	4163		ALT	5PK1120
<b>A4 (8K2, B8)</b>							
1.8 TFSI	11/07-	CABB, CDHB, CCUA	118	1798		ALT, PS, AC	6PK1590
	01/08-	CABA, CDHA	88		CT1143	WP	
						ALT	6PK1590
1.8 TFSI quattro	09/08-	CDHB	118	1798		ALT	6PK1590
					CT1143	WP	
2.0 TDI	11/11-	CGLC, CMGB	130	1968		MTR-CODE: CGLC, CGLD, ALT ALT, (Bosch), FOR ALT: 150A, OE-NO 03L 903 017, MTR-CODE: CGLC ALT, (Valeo), FOR ALT: 180A, OE-NO 03L 903 017 B, MTR-CODE: CGLC MTR-CODE: CGLC, CGLD MTR-CODE: CGLC, CGLD MTR-CODE: CGLC, CGLD, CA MTR-CODE: CGLC, CGLD, CA MTR-CODE: CGLC, CGLD, CA, WP	6PK1264 AP9022 AP9022 VD1111 VD1111
	11/07-	CAGA, CMEA, CJCA, CMFA	105			MTR-CODE: CJCA, CJCB, CJCC, CMFA, ALT MTR-CODE: CAGA, CAGB, CAGC, CMEA, ALT, (AC) ONLY WITH VD1076 ALT, (Bosch), FOR ALT: 140A, OE-NO 03G903016E MTR-CODE: CAGA, CAGB, CAGC, CMEA MTR-CODE: CJCA, CJCB, CJCC, CMFA MTR-CODE: CAGA, CAGB, CAGC, CMEA, CA MTR-CODE: CAGA, CAGB, CAGC, CMEA, CA MTR-CODE: CAGA, CAGB, CAGC, CMEA, CA, WP MTR-CODE: CJCA, CJCB, CJCC, CMFA,	6PK1264 6PK1580 MS18 AP9022 VD1076 VD1111
					CT1134 CT1134K1 CT1134WP2 CT1139		

**AUDI**





AUDI

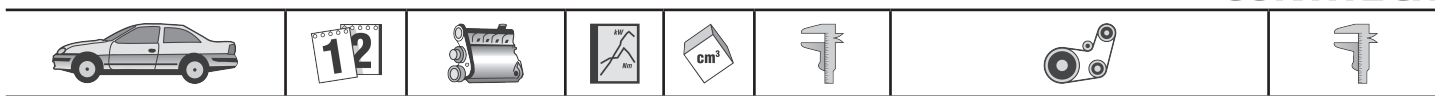
**AUDI**

A4 (8K2, B8)



					<p><b>CT1139K1</b> CA MTR-CODE: CJCA, CJCB, CJCC, CMFA, CA</p> <p><b>CT1139WP4</b> MTR-CODE: CJCA, CJCB, CJCC, CMFA, CA, WP</p>	
	CAGB, CJCB	100			<p>MTR-CODE: CJCA, CJCB, CJCC, CMFA, ALT</p> <p>MTR-CODE: CAGA, CAGB, CAGC, CMEA, ALT, (AC)</p> <p>ONLY WITH VD1076</p> <p>ALT, (Bosch), FOR ALT: 140A, OE-NO 03G903016E</p> <p>MTR-CODE: CAGA, CAGB, CAGC, CMEA</p> <p>MTR-CODE: CJCA, CJCB, CJCC, CMFA</p> <p>MTR-CODE: CAGA, CAGB, CAGC, CMEA, CA</p> <p><b>CT1134</b></p> <p><b>CT1134K1</b> MTR-CODE: CAGA, CAGB, CAGC, CMEA, CA</p> <p><b>CT1134WP2</b> MTR-CODE: CAGA, CAGB, CAGC, CMEA, CA, WP</p> <p><b>CT1139</b> MTR-CODE: CJCA, CJCB, CJCC, CMFA, CA</p> <p><b>CT1139K1</b> MTR-CODE: CJCA, CJCB, CJCC, CMFA, CA</p> <p><b>CT1139WP4</b> MTR-CODE: CJCA, CJCB, CJCC, CMFA, CA, WP</p>	<p><b>6PK1264</b></p> <p><b>6PK1580</b></p> <p><b>MS18</b></p> <p><b>AP9022</b></p> <p><b>VD1076</b></p> <p><b>VD1111</b></p>
01/08-	CAHA	125			<p>MTR-CODE: CAHA, CAHB, ALT, (AC)</p> <p>ONLY WITH VD1076</p> <p>ALT, (Bosch), FOR ALT: 140A, OE-NO 03G903016E</p> <p>MTR-CODE: CAHA, CAHB</p> <p>MTR-CODE: CAHA, CAHB, CA</p> <p>MTR-CODE: CAHA, CAHB, CA</p> <p>MTR-CODE: CAHA, CAHB, CA, WP</p>	<p><b>6PK1580</b></p> <p><b>MS18</b></p> <p><b>AP9022</b></p> <p><b>VD1076</b></p>
06/08-	CAGC, CJCC	88			<p>MTR-CODE: CJCA, CJCB, CJCC, CMFA, ALT</p> <p>MTR-CODE: CAGA, CAGB, CAGC, CMEA, ALT, (AC)</p> <p>ONLY WITH VD1076</p> <p>ALT, (Bosch), FOR ALT: 140A, OE-NO 03G903016E</p> <p>MTR-CODE: CAGA, CAGB, CAGC, CMEA</p> <p>MTR-CODE: CJCA, CJCB, CJCC, CMFA</p> <p>MTR-CODE: CAGA, CAGB, CAGC, CMEA, CA</p> <p><b>CT1134</b></p> <p><b>CT1134K1</b> MTR-CODE: CAGA, CAGB, CAGC, CMEA, CA</p> <p><b>CT1134WP2</b> MTR-CODE: CAGA, CAGB, CAGC, CMEA, CA, WP</p> <p><b>CT1139</b> MTR-CODE: CJCA, CJCB, CJCC, CMFA, CA</p> <p><b>CT1139K1</b> MTR-CODE: CJCA, CJCB, CJCC, CMFA, CA</p> <p><b>CT1139WP4</b> MTR-CODE: CJCA, CJCB, CJCC, CMFA, CA, WP</p>	<p><b>6PK1264</b></p> <p><b>6PK1580</b></p> <p><b>MS18</b></p> <p><b>AP9022</b></p> <p><b>VD1076</b></p> <p><b>VD1111</b></p>
08/08-	CAHB, CGLD	120			<p>MTR-CODE: CGLC, CGLD, ALT</p> <p>MTR-CODE: CAHA, CAHB, ALT, (AC)</p> <p>ONLY WITH VD1076</p> <p>ALT, (Bosch), FOR ALT: 140A, OE-NO 03G903016E</p> <p>MTR-CODE: CAHA, CAHB</p> <p>MTR-CODE: CGLC, CGLD</p> <p>MTR-CODE: CAHA, CAHB, CA</p> <p>MTR-CODE: CAHA, CAHB, CA</p> <p>MTR-CODE: CAHA, CAHB, CA, WP</p> <p>MTR-CODE: CGLC, CGLD, CA</p> <p>MTR-CODE: CGLC, CGLD, CA</p> <p>MTR-CODE: CGLC, CGLD, CA, WP</p>	<p><b>6PK1264</b></p> <p><b>6PK1580</b></p> <p><b>MS18</b></p> <p><b>AP9022</b></p> <p><b>VD1076</b></p> <p><b>VD1111</b></p>
2.0 TDI quattro	11/11-	CGLC	130	1968	<p>MTR-CODE: CGLC, CGLD, ALT</p> <p>ALT, (Bosch), FOR ALT: 150A, OE-NO 03L 903 017, MTR-CODE: CGLC</p> <p>ALT, (Valeo), FOR ALT: 180A, OE-NO 03L 903 017 B, MTR-CODE: CGLC</p> <p>MTR-CODE: CGLC, CGLD</p> <p>MTR-CODE: CGLC, CGLD, CA</p> <p>MTR-CODE: CGLC, CGLD, CA</p> <p>MTR-CODE: CGLC, CGLD, CA, WP</p>	<p><b>6PK1264</b></p> <p><b>AP9022</b></p> <p><b>AP9022</b></p> <p><b>VD1111</b></p>
2.0 TDi quattro	01/08-	CAHA	125	1968	<p>MTR-CODE: CAHA, CAHB, ALT, (AC)</p>	<p><b>6PK1580</b></p>





<b>AUDI</b>							
<b>A4 (8K2, B8)</b>							
					ONLY WITH VD1076 ALT, (Bosch), FOR ALT: 140A, OE-NO 03G903016E MTR-CODE: CAHA, CAHB MTR-CODE: CAHA, CAHB, CA MTR-CODE: CAHA, CAHB, CA MTR-CODE: CAHA, CAHB, CA, WP	<b>MS18</b> <b>AP9022</b>  <b>VD1076</b>	
2.0 TDI quattro	11/08-	CAGA, CJCA	105	1968	<b>CT1134</b> <b>CT1134K1</b> <b>CT1134WP1</b>  <b>CT1134</b> <b>CT1134K1</b> <b>CT1134WP2</b> <b>CT1139</b> <b>CT1139K1</b> <b>CT1139WP4</b>	MTR-CODE: CJCA, CJCB, CJCC, CMFA, ALT MTR-CODE: CAGA, CAGB, CAGC, CMEA, ALT, (AC) ONLY WITH VD1076 ALT, (Bosch), FOR ALT: 140A, OE-NO 03G903016E MTR-CODE: CAGA, CAGB, CAGC, CMEA MTR-CODE: CJCA, CJCB, CJCC, CMFA MTR-CODE: CAGA, CAGB, CAGC, CMEA, CA MTR-CODE: CAGA, CAGB, CAGC, CMEA, CA MTR-CODE: CAGA, CAGB, CAGC, CMEA, CA, WP MTR-CODE: CJCA, CJCB, CJCC, CMFA, CA MTR-CODE: CJCA, CJCB, CJCC, CMFA, CA MTR-CODE: CJCA, CJCB, CJCC, CMFA, CA, WP	<b>6PK1264</b>  <b>6PK1580</b>  <b>MS18</b> <b>AP9022</b>  <b>VD1076</b> <b>VD1111</b>
2.0 TFSI	06/08-	CDNB, CAEA, CDZA	132	1984	<b>CT1143</b>	ALT WP	<b>6PK1590</b>
		CDNC, CAEB, CADA	155		<b>CT1143</b>	ALT WP	<b>6PK1590</b>
2.0 TFSI flexible fuel	11/09-	CFKA	132	1984	<b>CT1143</b>	ALT WP	<b>6PK1590</b>
2.0 TFSI flexible fuel quattro	11/09-	CFKA	132	1984	<b>CT1143</b>	ALT WP	<b>6PK1590</b>
2.0 TFSI quattro	06/08-	CDNC, CAEB, CPMA	155	1984	<b>CT1143</b>	ALT WP	<b>6PK1590</b>
2.7 TDI	11/07-	CAMA, CGKA	140	2698	<b>CT1094</b> <b>CT1094K1</b> <b>CT1131</b> <b>CT1131K1</b>	ALT, PS, AC INJP, ⇒CH-NO 8K-8A040 982, 8K-8N022 419 INJP, ⇒CH-NO 8K-8A040 982, 8K-8N022 419 INJP, CH-NO 8K-8A040 983⇒, 8K-8N022 420⇒ INJP, CH-NO 8K-8A040 983⇒, 8K-8N022 420⇒	<b>6PK2498</b>
		CAMB, CGKB	120		<b>CT1094</b> <b>CT1094K1</b> <b>CT1131</b> <b>CT1131K1</b>	ALT INJP, ⇒CH-NO 8K-8A040 982, 8K-8N022 419 INJP, ⇒CH-NO 8K-8A040 982, 8K-8N022 419 INJP, CH-NO 8K-8A040 983⇒, 8K-8N022 420⇒ INJP, CH-NO 8K-8A040 983⇒, 8K-8N022 420⇒	<b>6PK2498</b>
3.0 TDI quattro	11/11- 11/07-	CDUC, CKVB CAPA, CCWA, CCLA	180 176	2967	<b>CT1094</b> <b>CT1094K1</b> <b>CT1131</b> <b>CT1131K1</b>	ALT ALT, MTR-CODE: CAPA ALT, MTR-CODE: CCWA, CCWB, CCLA INJP, ⇒CH-NO 8K-8A040 982, 8K-8N022 419 INJP, ⇒CH-NO 8K-8A040 982, 8K-8N022 419 INJP, CH-NO 8K-8A040 983⇒, 8K-8N022 420⇒ INJP, CH-NO 8K-8A040 983⇒, 8K-8N022 420⇒	<b>6PK2415</b> <b>6PK2460</b> <b>6PK2498</b>
	06/08-	CCWB	155		<b>CT1131</b> <b>CT1131K1</b>	ALT INJP INJP	<b>6PK2498</b>
3.2 FSI	09/08-	CALA	195	3197		ALT	<b>6PK2404</b>
3.2 FSI quattro	11/07-	CALA	195	3197		ALT	<b>6PK2404</b>
S4 quattro	11/08-	CAKA, CCBA, CGXC, CGWC	245	2995		ALT	<b>6PK2445</b>
<b>A4 Allroad (8KH, B8)</b>							
2.0 TDI quattro	11/11-	CGLC	130	1968		MTR-CODE: CGLC, CGLD, ALT ALT, (Bosch), FOR ALT: 150A, OE-NO 03L 903 017, MTR-CODE: CGLC	<b>6PK1264</b> <b>AP9022</b>

**AUDI**


**AUDI**
**A4 Allroad (8KH, B8)**

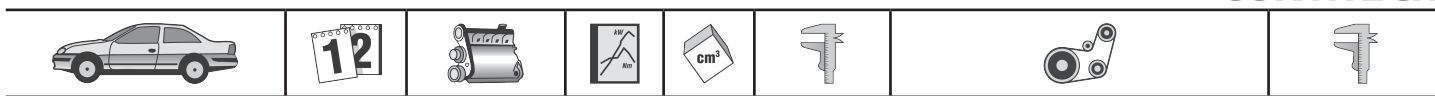

					<b>CT1139</b> <b>CT1139K1</b> <b>CT1139WP4</b>	ALT, (Valeo), FOR ALT: 180A, OE-NO 03L 903 017 B, MTR-CODE: CGLC MTR-CODE: CGLC, CGLD MTR-CODE: CGLC, CGLD, CA MTR-CODE: CGLC, CGLD, CA MTR-CODE: CGLC, CGLD, CA, WP	<b>AP9022</b>  <b>VD1111</b>
04/09-	CAHA	125			<b>CT1134</b> <b>CT1134K1</b> <b>CT1134WP1</b>	MTR-CODE: CAHA, CAHB, ALT, (AC) ONLY WITH VD1076 ALT, (Bosch), FOR ALT: 140A, OE-NO 03G903016E MTR-CODE: CAHA, CAHB MTR-CODE: CAHA, CAHB, CA MTR-CODE: CAHA, CAHB, CA MTR-CODE: CAHA, CAHB, CA, WP	<b>6PK1580</b> <b>MS18</b> <b>AP9022</b>  <b>VD1076</b>
09/09-	CAGA, CJCA	105			<b>CT1134</b> <b>CT1134K1</b> <b>CT1134WP2</b>  <b>CT1139</b> <b>CT1139K1</b> <b>CT1139WP4</b>	MTR-CODE: CJCA, CJCB, ALT MTR-CODE: CAGA, CAGB, CAGC, ALT, (AC) ONLY WITH VD1076 ALT, (Bosch), FOR ALT: 140A, OE-NO 03G903016E MTR-CODE: CAGA, CAGB MTR-CODE: CJCA, CJCB MTR-CODE: CAGA, CAGB, CAGC, CA MTR-CODE: CAGA, CAGB, CAGC, CA MTR-CODE: CAGA, CAGB, CAGC, CA, WP MTR-CODE: CJCA, CJCB, CA MTR-CODE: CJCA, CJCB, CA MTR-CODE: CJCA, CJCB, CA, WP	<b>6PK1264</b> <b>6PK1580</b>  <b>MS18</b> <b>AP9022</b>  <b>VD1076</b> <b>VD1111</b>
	CAGB, CJCB	100			<b>CT1134</b> <b>CT1134K1</b> <b>CT1134WP2</b>  <b>CT1139</b> <b>CT1139K1</b> <b>CT1139WP4</b>	MTR-CODE: CJCA, CJCB, ALT MTR-CODE: CAGA, CAGB, CAGC, ALT, (AC) ONLY WITH VD1076 ALT, (Bosch), FOR ALT: 140A, OE-NO 03G903016E MTR-CODE: CAGA, CAGB MTR-CODE: CJCA, CJCB MTR-CODE: CAGA, CAGB, CAGC, CA MTR-CODE: CAGA, CAGB, CAGC, CA MTR-CODE: CAGA, CAGB, CAGC, CA, WP MTR-CODE: CJCA, CJCB, CA MTR-CODE: CJCA, CJCB, CA MTR-CODE: CJCA, CJCB, CA, WP	<b>6PK1264</b> <b>6PK1580</b>  <b>MS18</b> <b>AP9022</b>  <b>VD1076</b> <b>VD1111</b>
04/09-	CAHB, CGLD	120			<b>CT1134</b> <b>CT1134K1</b> <b>CT1134WP1</b> <b>CT1139</b> <b>CT1139K1</b> <b>CT1139WP4</b>	MTR-CODE: CGLC, CGLD, ALT MTR-CODE: CAHA, CAHB, ALT, (AC) ONLY WITH VD1076 ALT, (Bosch), FOR ALT: 140A, OE-NO 03G903016E MTR-CODE: CAHA, CAHB MTR-CODE: CGLC, CGLD MTR-CODE: CAHA, CAHB, CA MTR-CODE: CAHA, CAHB, CA MTR-CODE: CAHA, CAHB, CA, WP MTR-CODE: CGLC, CGLD, CA MTR-CODE: CGLC, CGLD, CA MTR-CODE: CGLC, CGLD, CA, WP	<b>6PK1264</b> <b>6PK1580</b> <b>MS18</b> <b>AP9022</b>  <b>VD1076</b> <b>VD1111</b>
2.0 TFSI quattro	04/09-	CDNC, CPMA	155	1984	<b>CT1143</b>	ALT WP	<b>6PK1590</b>
3.0 TDI quattro	01/12-	CDUC, CKVB	180	2967		ALT	<b>6PK2415</b>
	04/09-	CCWA	176		<b>CT1131</b> <b>CT1131K1</b>	ALT INJP INJP	<b>6PK2498</b>

**A4 Avant (8D5, B5)**

1.6

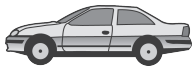
07/00-09/01	ALZ	75	1595		AC ALT, PS ALT, (Valeo), FOR ALT: 120A, OE-NO 06B903016E ALT, (Bosch), FOR ALT: 120A, OE-NO 06B903016B ALT, (Bosch), FOR ALT: 120A, OE-NO 06B903016P, FOR ALT: 140A, OE-NO 06B903016AB, FOR ALT: 150A, OE-NO 06B903016Q ALT, (Valeo), FOR ALT: 120A, OE-NO 06B903016AE, FOR ALT: 140A, OE-NO 06B903016AF, CH-NO 8E-3-024776⇒ ALT, (Valeo), FOR ALT: 150A, OE-NO	<b>4PK855</b> <b>5PK1300</b> <b>AP9002</b>  <b>AP9007</b>  <b>AP9009</b>  <b>AP9009</b>  <b>AP9009</b>
-------------	-----	----	------	--	---	--





<b>AUDI</b>							
<b>A4 Avant (8D5, B5)</b>							
					06B903016AC CA CA CA		
	11/94-09/01	ADP, AHL, ANA, ARM	74		CT908 CT908K1 CT908WP1	WP AC ALT, PS MTR-CODE: ARM, ANA, AHL, ALT, (Valeo), FOR ALT: 120A, OE-NO 06B 903 016 E ALT, MTR-CODE: AHL, ANA, ARM, (Bosch), FOR ALT: 120A, OE-NO 06B903016B CA, MTR-CODE: ADP CA, MTR-CODE: ADP	11,0X528Ld 4PK855 5PK1300 AP9002 AP9007
					CT848 CT848K3 CT908 CT908K1 CT908WP1	CA, MTR-CODE: AHL, ANA, ARM CA, MTR-CODE: AHL, ANA, ARM CA, MTR-CODE: AHL, ANA, ARM	
1.8	07/95-09/01	AFY	85	1781		PS AC ALT ALT, (Valeo), FOR ALT: 120A, OE-NO 06B903016E ALT, (Bosch), FOR ALT: 120A, OE-NO 06B903016B CA CA CA, CH-NO 8D-T-155 010⇒ CA	11,0X528Ld 4PK855 5PK1300 AP9002 AP9007
					CT919 CT919K1 CT919K2 CT919K4	CA CA CA, CH-NO 8D-T-155 010⇒	
	02/96-09/01	ADR, APT, ARG, AVV	92			WP AC ALT, PS ALT, (Valeo), FOR ALT: 120A, OE-NO 06B903016E ALT, (Bosch), FOR ALT: 120A, OE-NO 06B903016B CA CA, MTR-CODE: ADR, CH-NO 8D-T-155 010⇒, CA, MTR-CODE: APT,ARG,AVV CA, MTR-CODE: ADR, CH-NO 8D-T-155 010⇒, CA, MTR-CODE: APT,ARG,AVV CA, MTR-CODE: ADR, CH-NO 8D-T-155 010⇒, CA, MTR-CODE: APT,ARG,AVV CA, MTR-CODE: ADR, ⇒CH-NO 8D-T-155 009	11,0X528Ld 4PK855 5PK1300 AP9002 AP9007
					CT919 CT919K1 CT919K2 CT919K4 CT919K5	CA CA, MTR-CODE: ADR, CH-NO 8D-T-155 010⇒, CA, MTR-CODE: APT,ARG,AVV CA, MTR-CODE: ADR, CH-NO 8D-T-155 010⇒, CA, MTR-CODE: APT,ARG,AVV CA, MTR-CODE: ADR, CH-NO 8D-T-155 010⇒, CA, MTR-CODE: APT,ARG,AVV CA, MTR-CODE: ADR, ⇒CH-NO 8D-T-155 009	
1.8 quattro	07/95-09/01	AFY	85	1781		PS AC ALT ALT, (Valeo), FOR ALT: 120A, OE-NO 06B903016E ALT, (Bosch), FOR ALT: 120A, OE-NO 06B903016B CA CA CA, CH-NO 8D-T-155 010⇒ CA	11,0X528Ld 4PK855 5PK1300 AP9002 AP9007
					CT919 CT919K1 CT919K2 CT919K4	CA CA CA, CH-NO 8D-T-155 010⇒	
	01/96-09/01	ADR, APT, ARG	92			WP AC ALT, PS ALT, (Valeo), FOR ALT: 120A, OE-NO 06B903016E ALT, (Bosch), FOR ALT: 120A, OE-NO 06B903016B CA CA, MTR-CODE: ADR, CH-NO 8D-T-155 010⇒, CA, MTR-CODE: APT,ARG,AVV CA, MTR-CODE: ADR, CH-NO 8D-T-155 010⇒, CA, MTR-CODE: APT,ARG,AVV CA, MTR-CODE: ADR, CH-NO 8D-T-155 010⇒, CA, MTR-CODE: APT,ARG,AVV CA, MTR-CODE: ADR, ⇒CH-NO 8D-T-155 009	11,0X528Ld 4PK855 5PK1300 AP9002 AP9007
					CT919 CT919K1 CT919K2 CT919K4 CT919K5	CA CA, MTR-CODE: ADR, CH-NO 8D-T-155 010⇒, CA, MTR-CODE: APT,ARG,AVV CA, MTR-CODE: ADR, CH-NO 8D-T-155 010⇒, CA, MTR-CODE: APT,ARG,AVV CA, MTR-CODE: ADR, CH-NO 8D-T-155 010⇒, CA, MTR-CODE: APT,ARG,AVV CA, MTR-CODE: ADR, ⇒CH-NO 8D-T-155 009	
1.8 T	12/97-09/01	AJL	132	1781		WP AC ALT, PS ALT, (Valeo), FOR ALT: 120A, OE-NO 06B903016E ALT, (Bosch), FOR ALT: 120A, OE-NO 06B903016B	11,0X528Ld 4PK855 5PK1300 AP9002 AP9007

**AUDI**



AUDI

**AUDI**

A4 Avant (8D5, B5)



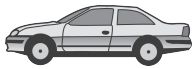
					<p>CT919 CA                  CT919K1 CA                  CT919K2 CA, MTR-NO 010 001⇒                  CT919K4 CA</p>	
03/96-09/01	AEB, ARK, ANB, APU, AWT	110			<p>WP                  AC                  ALT, PS                  ALT, MTR-CODE: AEB, ANB, APU, AWT, (Valeo), FOR ALT: 120A, OE-NO 06B903016E                  ALT, MTR-CODE: AEB, ANB, APU, AWT, (Bosch), FOR ALT: 120A, OE-NO 06B903016B</p> <p>CT909 CA, MTR-CODE: AWT                  CT909K10 CA, MTR-CODE: AWT, CH-NO 8D-1-042 385⇒                  CT909K2 CA, MTR-CODE: AWT, ⇒CH-NO 8D-1-042 384                  CT909K3 CA, MTR-CODE: AWT, ⇒CH-NO 8D-1-042 384                  CT909WP1 CA, MTR-CODE: AWT, ⇒CH-NO 8D-1-042 384                  CT909WP2 CA, MTR-CODE: AWT, CH-NO 8D-1-042 385⇒                  CT919 CA, MTR-CODE: APU, ARK, AEB, ANB                  CT919K1 CA, MTR-CODE: APU, ARK, ANB                  CT919K1 CA, MTR-CODE: AEB, CH-NO 8D-T-155 010⇒                  CT919K2 CA, MTR-CODE: ARK                  CT919K2 CA, MTR-CODE: APU, ANB, MTR-NO 020 001⇒                  CT919K2 CA, MTR-CODE: AEB, CH-NO 8D-T-155 010⇒                  CT919K4 CA, MTR-CODE: APU, ARK, ANB                  CT919K4 CA, MTR-CODE: AEB, CH-NO 8D-T-155 010⇒                  CT919K5 CA, MTR-CODE: AEB, ⇒CH-NO 8D-T-155 009</p>	<p>11,0X528Ld                  4PK855                  5PK1300                  AP9002                  AP9007</p>
1.8 T quattro	12/97-09/01	AJL	132	1781	<p>WP                  AC                  ALT, PS                  ALT, (Valeo), FOR ALT: 120A, OE-NO 06B903016E                  ALT, (Bosch), FOR ALT: 120A, OE-NO 06B903016B</p> <p>CT919 CA                  CT919K1 CA                  CT919K2 CA, MTR-NO 010 001⇒                  CT919K4 CA</p>	<p>11,0X528Ld                  4PK855                  5PK1300                  AP9002                  AP9007</p>
	01/96-09/01	AEB, ARK, ANB, APU, AWT	110		<p>WP                  AC                  ALT, PS                  ALT, MTR-CODE: AEB, ANB, APU, AWT, (Valeo), FOR ALT: 120A, OE-NO 06B903016E                  ALT, MTR-CODE: AEB, ANB, APU, AWT, (Bosch), FOR ALT: 120A, OE-NO 06B903016B</p> <p>CT909 CA, MTR-CODE: AWT                  CT909K10 CA, MTR-CODE: AWT, CH-NO 8D-1-042 385⇒                  CT909K2 CA, MTR-CODE: AWT, ⇒CH-NO 8D-1-042 384                  CT909K3 CA, MTR-CODE: AWT, ⇒CH-NO 8D-1-042 384                  CT909WP1 CA, MTR-CODE: AWT, ⇒CH-NO 8D-1-042 384                  CT909WP2 CA, MTR-CODE: AWT, CH-NO 8D-1-042 385⇒                  CT919 CA, MTR-CODE: APU, ARK, AEB, ANB                  CT919K1 CA, MTR-CODE: APU, ARK, ANB                  CT919K1 CA, MTR-CODE: AEB, CH-NO 8D-T-155 010⇒                  CT919K2 CA, MTR-CODE: ARK                  CT919K2 CA, MTR-CODE: APU, ANB, MTR-NO 020 001⇒                  CT919K2 CA, MTR-CODE: AEB, CH-NO 8D-T-155 010⇒</p>	<p>11,0X528Ld                  4PK855                  5PK1300                  AP9002                  AP9007</p>





<b>AUDI</b>						
<b>A4 Avant (8D5, B5)</b>						
					<b>CT919K4</b> CA, MTR-CODE: APU, ARK, ANB <b>CT919K4</b> CA, MTR-CODE: AEB, CH-NO 8D-T-155 010⇒ <b>CT919K5</b> CA, MTR-CODE: AEB, ⇒CH-NO 8D-T-155 009	
1.9 DUO	03/98-09/01	AHU	66	1896	<b>AC</b> ALT, WP, PS ALT, ⇒CH-NO 8D-X-400 000, (Bosch), FOR ALT: 90A, OE-NO 028 903 029 A, FOR ALT: 120A, OE-NO 028 903 029 B ALT, CH-NO 8D-Y-000 001⇒, (Bosch), FOR ALT: 90A, OE-NO 028 903 029 S, FOR ALT: 120A, OE-NO 028 903 031 CH-NO 8D-Y-000 001⇒, ALT, (Valeo), FOR ALT: 120A, OE-NO 028 903 031 A ALT, (Bosch), FOR ALT: 90A, OE-NO 028 903 027 S, FOR ALT: 120A, OE-NO 028 903 028 <b>CT867</b> CA, MTR-CODE: 1Z, AHU <b>CT867K4</b> CA, MTR-CODE: 1Z, AHU <b>CT945</b> CA, MTR-CODE: AHH <b>CT945K2</b> CA, MTR-CODE: AHH	<b>4PK855</b> <b>5PK1592</b> <b>AP9002</b>  <b>AP9002</b>  <b>AP9002</b>  <b>AP9032</b>
1.9 TDI	03/00-09/01	AJM	85	1896	<b>AC</b> ALT, PS ONLY WITH VD1090 ALT, ⇒CH-NO 8D-X-400 000, (Bosch), FOR ALT: 90A, OE-NO 028 903 029 A, FOR ALT: 120A, OE-NO 028 903 029 B ALT, CH-NO 8D-Y-000 001⇒, (Bosch), FOR ALT: 90A, OE-NO 028 903 029 S, FOR ALT: 120A, OE-NO 028 903 031 CH-NO 8D-Y-000 001⇒, ALT, (Valeo), FOR ALT: 120A, OE-NO 028 903 031 A ALT, ⇒CH-NO 8D-X-199 999, (Bosch), FOR ALT: 90A, OE-NO 028 903 027 S, FOR ALT: 120A, OE-NO 028 903 028  <b>CT1028</b> CA <b>CT1028K2</b> CA <b>CT1028K4</b> CA <b>CT1028WP7</b> CA	<b>4PK855</b> <b>5PK1432</b> <b>MS17</b> <b>AP9002</b>  <b>AP9002</b>  <b>AP9002</b>  <b>AP9032</b>  <b>VD1090</b>
	03/96-09/01	AFF	55		<b>AC</b> ALT, WP, PS ALT, ⇒CH-NO 8D-X-400 000, (Bosch), FOR ALT: 90A, OE-NO 028 903 029 A, FOR ALT: 120A, OE-NO 028 903 029 B ALT, CH-NO 8D-Y-000 001⇒, (Bosch), FOR ALT: 90A, OE-NO 028 903 029 S, FOR ALT: 120A, OE-NO 028 903 031 CH-NO 8D-Y-000 001⇒, ALT, (Valeo), FOR ALT: 120A, OE-NO 028 903 031 A ⇒CH-NO 8D-X-199 999, ALT, (Bosch), FOR ALT: 70A, OE-NO 028 903 027 Q, FOR ALT: 90A, OE-NO 028 903 027 S, FOR ALT: 120A, OE-NO 028 903 028 F, 028 903 028 <b>CT867</b> CA <b>CT867K4</b> CA	<b>4PK855</b> <b>5PK1592</b> <b>AP9002</b>  <b>AP9002</b>  <b>AP9002</b>  <b>AP9032</b>
	02/96-09/01	1Z, AHU, AHH	66		<b>AC</b> ALT, WP, PS MTR-CODE: 1Z, ALT, (Valeo), FOR ALT: 90A, OE-NO 028 903 027 T ALT, MTR-CODE: AHH, AHU, ⇒CH-NO 8D- X-400 000, (Bosch), FOR ALT: 90A, OE-NO 028 903 029 A, FOR ALT: 120A, OE-NO 028 903 029 B ALT, MTR-CODE: AHH, AHU, CH-NO 8D-Y- 000 001⇒, (Bosch), FOR ALT: 90A, OE-NO 028 903 029 S, FOR ALT: 120A, OE-NO 028 903 031 MTR-CODE: AHH, AHU, CH-NO 8D-Y-000 001⇒, ALT, (Valeo), FOR ALT: 120A, OE- NO 028 903 031 A ⇒CH-NO 8D-X-199 999 ALT, (Bosch), FOR ALT: 70A, OE-NO 028 903 027 Q, MTR-CODE: 1Z ALT, (Bosch), FOR ALT: 90A, OE-NO 028 903 027 S, FOR ALT: 120A, OE-NO 028	<b>4PK855</b> <b>5PK1592</b> <b>AP9002</b>  <b>AP9002</b>  <b>AP9002</b>  <b>AP9002</b>  <b>AP9032</b> <b>AP9032</b> <b>AP9032</b>

**AUDI**

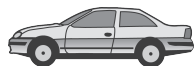
**AUDI**

A4 Avant (8D5, B5)



					<p>903 028, MTR-CODE: AHH ALT, (Bosch), FOR ALT: 120A, OE-NO 028 903 028 F, MTR-CODE: 1Z, AHU CA, MTR-CODE: 1Z, AHU CA, MTR-CODE: 1Z, AHU CA, MTR-CODE: AHH CA, MTR-CODE: AHH</p>	<p><b>AP9032</b></p>
		AFN, AVG	81		<p>AC ALT, WP, PS ALT, ⇒CH-NO 8D-X-400 000, (Bosch), FOR ALT: 90A, OE-NO 028 903 029 A, FOR ALT: 120A, OE-NO 028 903 029 B ALT, CH-NO 8D-Y-000 001⇒, (Bosch), FOR ALT: 90A, OE-NO 028 903 029 S, FOR ALT: 120A, OE-NO 028 903 031 CH-NO 8D-Y-000 001⇒, ALT, (Valeo), FOR ALT: 120A, OE-NO 028 903 031 A ALT, MTR-CODE: AFN, ⇒CH-NO 8D-X-199 999, (Bosch), FOR ALT: 70A, OE-NO 028 903 027 Q, FOR ALT: 90A, OE-NO 028 903 027 S, FOR ALT: 120A, OE-NO 028 903 028 CA CA</p>	<p><b>4PK855</b> <b>5PK1592</b> <b>AP9002</b> <b>AP9002</b> <b>AP9002</b> <b>AP9002</b> <b>AP9032</b></p>
1.9 TDI quattro	03/00-09/01	AJM, ATJ	85	1896	<p>AC ALT, PS ONLY WITH VD1090 ALT, ⇒CH-NO 8D-X-400 000, (Bosch), FOR ALT: 90A, OE-NO 028 903 029 A, FOR ALT: 120A, OE-NO 028 903 029 B ALT, CH-NO 8D-Y-000 001⇒, (Bosch), FOR ALT: 90A, OE-NO 028 903 029 S, FOR ALT: 120A, OE-NO 028 903 031 CH-NO 8D-Y-000 001⇒, ALT, (Valeo), FOR ALT: 120A, OE-NO 028 903 031 A ALT, MTR-CODE: AJM, ⇒CH-NO 8D-X-199 999, (Bosch), FOR ALT: 90A, OE-NO 028 903 027 S, FOR ALT: 120A, OE-NO 028 903 028</p>	<p><b>4PK855</b> <b>5PK1432</b> <b>MS17</b> <b>AP9002</b> <b>AP9002</b> <b>AP9002</b> <b>AP9032</b></p>
		AFN, AVG	81		<p>AC ALT, WP, PS ALT, ⇒CH-NO 8D-X-400 000, (Bosch), FOR ALT: 90A, OE-NO 028 903 029 A, FOR ALT: 120A, OE-NO 028 903 029 B ALT, CH-NO 8D-Y-000 001⇒, (Bosch), FOR ALT: 90A, OE-NO 028 903 029 S, FOR ALT: 120A, OE-NO 028 903 031 CH-NO 8D-Y-000 001⇒, ALT, (Valeo), FOR ALT: 120A, OE-NO 028 903 031 A ALT, MTR-CODE: AFN, ⇒CH-NO 8D-X-199 999, (Bosch), FOR ALT: 120A, OE-NO 028 903 028</p>	<p><b>4PK855</b> <b>5PK1592</b> <b>AP9002</b> <b>AP9002</b> <b>AP9002</b> <b>AP9032</b></p>
		AFN, AVG	81		<p>AC ALT, WP, PS ALT, ⇒CH-NO 8D-X-400 000, (Bosch), FOR ALT: 90A, OE-NO 028 903 029 A, FOR ALT: 120A, OE-NO 028 903 029 B ALT, CH-NO 8D-Y-000 001⇒, (Bosch), FOR ALT: 90A, OE-NO 028 903 029 S, FOR ALT: 120A, OE-NO 028 903 031 CH-NO 8D-Y-000 001⇒, ALT, (Valeo), FOR ALT: 120A, OE-NO 028 903 031 A ALT, MTR-CODE: AFN, ⇒CH-NO 8D-X-199 999, (Bosch), FOR ALT: 120A, OE-NO 028 903 028</p>	<p><b>4PK855</b> <b>5PK1592</b> <b>AP9002</b> <b>AP9002</b> <b>AP9002</b> <b>AP9032</b></p>
2.4	08/97-09/01	AJG, APZ, AMM	120	2393	<p>ALT, (-AC) ALT, (AC) CA CA CA CA</p>	<p><b>6PK1760</b> <b>6PK1880</b></p>
		AFM	110		<p>ALT, (-AC) ALT, (AC), ⇒CH-NO 8D-T-185 641 ALT, (AC), CH-NO 8D-T-185 642⇒ CA CA CA CA</p>	<p><b>6PK1760</b> <b>6PK1870</b> <b>6PK1880</b></p>
		AGA, ALF, AML, APS, ARJ	121		<p>ALT, (-AC) ALT, (AC) CA CA CA CA</p>	<p><b>6PK1760</b> <b>6PK1880</b></p>





## AUDI

**A4 Avant (8D5, B5)**  
 ↔ 2.4 quattro

	08/97-09/01	APZ	120	2393	CT920 CT920K1 CT920K2 CT920WP3	ALT, (-AC) ALT, (AC) CA CA CA CA	6PK1760 6PK1880
	03/97-09/01	AGA, ALF, AML, APS, ARJ	121		CT920 CT920K1 CT920K2 CT920WP3	ALT, (-AC) ALT, (AC) CA CA CA CA	6PK1760 6PK1880
2.5 TDI	09/97-09/01	AFB, AKN	110	2496	CT1015 CT1015K1 CT1015K2 CT1015WP1 CT1018 CT1018K1	AC ALT, PS ALT, PS, AC, CH-NO 8D-Y-100 718⇒ ONLY WITH VD1032 CA CA CA CA, MTR-CODE: AKN INJP INJP	4PK1237 6PK2404 6PK2404D1 MS19 VD1032
2.5 TDI quattro	09/97-09/01	AFB, AKN	110	2496	CT1015 CT1015K1 CT1015K2 CT1015WP1 CT1018 CT1018K1	AC ALT, PS ALT, PS, AC, CH-NO 8D-Y-100 718⇒ ONLY WITH VD1032 CA CA CA CA, MTR-CODE: AKN INJP INJP	4PK1237 6PK2404 6PK2404D1 MS19 VD1032
2.6	01/96-07/97	ACZ	102	2598	CT726 CT726K2 CT726WP2	ALT, (-AC) ALT, (AC), ⇒CH-NO 8D-T-185 641 ALT, (AC), CH-NO 8D-T-185 642⇒ CA CA CA	6PK1760 6PK1873 6PK1880
	02/96-09/01	ABC	110		CT726 CT726K2 CT726WP2	ALT, PS, (-AC) ALT, PS, AC, ⇒CH-NO 8D-T-185641 ⇒CH-NO 8D-T-080000, (S4), (quattro) ALT, PS, AC, CH-NO 8D-T-185642⇒ CH-NO 8D-T-080001⇒, (S4), (quattro) CA CA CA	6PK1760 6PK1873 6PK1873 6PK1880 6PK1880
2.6 quattro	01/96-09/01	ABC	110	2598	CT726 CT726K2 CT726WP2	ALT, PS, (-AC) ALT, PS, AC, ⇒CH-NO 8D-T-185641 ⇒CH-NO 8D-T-080000, (S4), (quattro) ALT, PS, AC, CH-NO 8D-T-185642⇒ CH-NO 8D-T-080001⇒, (S4), (quattro) CA CA CA	6PK1760 6PK1873 6PK1873 6PK1880 6PK1880
2.8	03/99-09/00	ATX	140	2771	CT920 CT920K1 CT920K2 CT920WP3	ALT, (-AC) ALT, (AC) CA CA CA CA	6PK1760 6PK1880
	03/96-09/96	AAH	128		CT726 CT726K2 CT726WP2	ALT, PS, (-AC) ALT, PS, AC, ⇒CH-NO 8D-T-185641 ⇒CH-NO 8D-T-080000, (S4), (quattro) ALT, PS, AC, CH-NO 8D-T-185642⇒ CH-NO 8D-T-080001⇒, (S4), (quattro) CA CA CA	6PK1760 6PK1873 6PK1873 6PK1880 6PK1880
	10/96-09/01	ACK, ALG, AMX, APR, AQD	142		CT920 CT920K1 CT920K1 CT920K2 CT920K2	ALT, PS, (-AC) ALT, PS, AC CA CA, MTR-CODE: ALG, AMX, APR, AQD CA, MTR-CODE: ACK, CH-NO 8D-V- 205001⇒ CA, MTR-CODE: ALG, AMX, APR, AQD CA, MTR-CODE: ACK, CH-NO 8D-V-	6PK1760 6PK1880





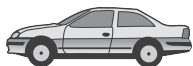


## AUDI

### A4 Avant (8D5, B5)

					<b>CT920K4</b> <b>CT920WP3</b> <b>CT920WP3</b>	205001⇒ CA, MTR-CODE: ACK, ⇒CH-NO 8D-V-205000 CA, MTR-CODE: ALG, AMX, APR, AQD CA, MTR-CODE: ACK, CH-NO 8D-V-205001⇒	
2.8 quattro	03/99-09/00	ATX	140	2771	<b>CT920</b> <b>CT920K1</b> <b>CT920K2</b> <b>CT920WP3</b>	ALT, (-AC) ALT, (AC) CA CA CA CA	<b>6PK1760</b> <b>6PK1880</b>
	10/00-09/01		280		<b>CT920</b> <b>CT920K1</b> <b>CT920K2</b>	ALT, (-AC) ALT, (AC) CA CA CA	<b>6PK1733</b> <b>6PK1856</b>
	01/96-09/96	AAH	128		<b>CT726</b> <b>CT726K2</b> <b>CT726WP2</b>	ALT, PS, (-AC) ALT, PS, AC, ⇒CH-NO 8D-T-185641 ⇒CH-NO 8D-T-080000, (S4), (quattro) ALT, PS, AC, CH-NO 8D-T-185642⇒ CH-NO 8D-T-080001⇒, (S4), (quattro) CA CA CA	<b>6PK1760</b> <b>6PK1873</b> <b>6PK1873</b> <b>6PK1880</b> <b>6PK1880</b>
	10/96-09/01	ACK, ALG, AMX, APR, AQD	142		<b>CT920</b> <b>CT920K1</b> <b>CT920K1</b>  <b>CT920K2</b> <b>CT920K2</b>  <b>CT920K4</b>  <b>CT920WP3</b> <b>CT920WP3</b>	ALT, PS, (-AC) ALT, PS, AC CA CA, MTR-CODE: ALG, AMX, APR, AQD CA, MTR-CODE: ACK, CH-NO 8D-V-205001⇒ CA, MTR-CODE: ALG, AMX, APR, AQD CA, MTR-CODE: ACK, CH-NO 8D-V-205001⇒ CA, MTR-CODE: ACK, ⇒CH-NO 8D-V-205000 CA, MTR-CODE: ALG, AMX, APR, AQD CA, MTR-CODE: ACK, CH-NO 8D-V-205001⇒	<b>6PK1760</b> <b>6PK1880</b>
RS4 quattro	05/00-09/01	ASJ, AZR	280	2671	<b>CT920</b> <b>CT920K1</b> <b>CT920K2</b>	ALT, (-AC) ALT, (AC) CA CA CA	<b>6PK1733</b> <b>6PK1856</b>
S4 quattro	09/97-09/01	AGB, AZB	195	2671	<b>CT920</b> <b>CT920K1</b> <b>CT920K2</b> <b>CT920WP3</b>	ALT, PS, (-AC) ALT, PS, AC CA CA CA CA	<b>6PK1733</b> <b>6PK1856</b>
<b>A4 Avant (8E5, B6)</b> 1.6	09/01-12/04	ALZ	75	1595	<b>CT908</b> <b>CT908K1</b> <b>CT908WP1</b>	ALT, PS, AC ALT, (Bosch), FOR ALT: 120A, OE-NO 06B903016P, FOR ALT: 140A, OE-NO 06B903016AB, FOR ALT: 150A, OE-NO 06B903016Q ALT, (Valeo), FOR ALT: 120A, OE-NO 06B903016AE, FOR ALT: 140A, OE-NO 06B903016AF, CH-NO 8E-3-024776⇒ ALT, (Valeo), FOR ALT: 150A, OE-NO 06B903016AC CA CA CA	<b>6PK1590</b> <b>AP9009</b>  <b>AP9009</b>  <b>AP9009</b>
1.8 T	09/01-07/02	AVJ	110	1781	<b>CT909</b> <b>CT909K10</b>	ALT, (-AC) ALT, (AC) ALT, (Bosch), FOR ALT: 120A, OE-NO 06B903016P, FOR ALT: 140A, OE-NO 06B903016AB, FOR ALT: 150A, OE-NO 06B903016Q ALT, (Valeo), FOR ALT: 120A, OE-NO 06B903016AE, FOR ALT: 140A, OE-NO 06B903016AF, CH-NO 8E-3-024776⇒ ALT, (Valeo), FOR ALT: 150A, OE-NO 06B903016AC CA CA	<b>6PK1080</b> <b>6PK1590</b> <b>AP9009</b>  <b>AP9009</b>  <b>AP9009</b>  <b>VD1107</b>





## AUDI

A4 Avant (8E5, B6)

	07/02-12/04	BFB	120		<b>CT909WP2</b>	CA ALT, PS, (-AC) ALT, PS, AC, CH-NO 8E-4-191001⇒ ALT, PS, AC, ⇒CH-NO 8E-4-191000 ALT, (Bosch), FOR ALT: 120A, OE-NO 06B903016P, FOR ALT: 140A, OE-NO 06B903016AB, FOR ALT: 150A, OE-NO 06B903016Q ALT, CH-NO 8E-3-024 776⇒, (Valeo), FOR ALT: 120A, OE-NO 06B903016AE, FOR ALT: 140A, OE-NO 06B903016AF ALT, (Valeo), FOR ALT: 150A, OE-NO 06B903016AC	<b>6PK1080</b> <b>6PK1570</b> <b>6PK1590</b> <b>AP9009</b>  <b>AP9009</b>  <b>AP9009</b>  <b>VD1107</b>
					<b>CT909</b> <b>CT909K10</b> <b>CT909WP2</b>	CA CA CA	
	11/02-12/04	BEX	140		<b>CT909WP2</b>	ALT, PS, (-AC) ALT, PS, AC, CH-NO 8E-4-191001⇒ ALT, PS, AC, ⇒CH-NO 8E-4-191000 ALT, (Bosch), FOR ALT: 120A, OE-NO 06B903016P, FOR ALT: 140A, OE-NO 06B903016AB, FOR ALT: 150A, OE-NO 06B903016Q ALT, CH-NO 8E-3-024 776⇒, (Valeo), FOR ALT: 120A, OE-NO 06B903016AE, FOR ALT: 140A, OE-NO 06B903016AF ALT, (Valeo), FOR ALT: 150A, OE-NO 06B903016AC	<b>6PK1080</b> <b>6PK1570</b> <b>6PK1590</b> <b>AP9009</b>  <b>AP9009</b>  <b>AP9009</b>  <b>VD1107</b>
					<b>CT909</b> <b>CT909K10</b> <b>CT909WP2</b>	CA CA CA	
1.8 T quattro	09/01-07/02	AVJ	110	1781	<b>CT909WP2</b>	ALT, (-AC) ALT, (AC) ALT, (Bosch), FOR ALT: 120A, OE-NO 06B903016P, FOR ALT: 140A, OE-NO 06B903016AB, FOR ALT: 150A, OE-NO 06B903016Q ALT, (Valeo), FOR ALT: 120A, OE-NO 06B903016AE, FOR ALT: 140A, OE-NO 06B903016AF, CH-NO 8E-3-024776⇒ ALT, (Valeo), FOR ALT: 150A, OE-NO 06B903016AC	<b>6PK1080</b> <b>6PK1590</b> <b>AP9009</b>  <b>AP9009</b>  <b>AP9009</b>  <b>VD1107</b>
					<b>CT909</b> <b>CT909K10</b> <b>CT909WP2</b>	CA CA CA	
	07/02-12/04	BFB	120		<b>CT909WP2</b>	ALT, PS, (-AC) ALT, PS, AC, CH-NO 8E-4-191001⇒ ALT, PS, AC, ⇒CH-NO 8E-4-191000 ALT, (Bosch), FOR ALT: 120A, OE-NO 06B903016P, FOR ALT: 140A, OE-NO 06B903016AB, FOR ALT: 150A, OE-NO 06B903016Q ALT, CH-NO 8E-3-024 776⇒, (Valeo), FOR ALT: 120A, OE-NO 06B903016AE, FOR ALT: 140A, OE-NO 06B903016AF ALT, (Valeo), FOR ALT: 150A, OE-NO 06B903016AC	<b>6PK1080</b> <b>6PK1570</b> <b>6PK1590</b> <b>AP9009</b>  <b>AP9009</b>  <b>AP9009</b>  <b>VD1107</b>
					<b>CT909</b> <b>CT909K10</b> <b>CT909WP2</b>	CA CA CA	
	11/02-12/04	BEX	140		<b>CT909WP2</b>	ALT, PS, (-AC) ALT, PS, AC, CH-NO 8E-4-191001⇒ ALT, PS, AC, ⇒CH-NO 8E-4-191000 ALT, (Bosch), FOR ALT: 120A, OE-NO 06B903016P, FOR ALT: 140A, OE-NO 06B903016AB, FOR ALT: 150A, OE-NO 06B903016Q ALT, CH-NO 8E-3-024 776⇒, (Valeo), FOR ALT: 120A, OE-NO 06B903016AE, FOR ALT: 140A, OE-NO 06B903016AF ALT, (Valeo), FOR ALT: 150A, OE-NO 06B903016AC	<b>6PK1080</b> <b>6PK1570</b> <b>6PK1590</b> <b>AP9009</b>  <b>AP9009</b>  <b>AP9009</b>  <b>VD1107</b>
					<b>CT909</b>	CA	

AUDI

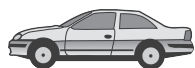


**AUDI**

A4 Avant (8E5, B6)

Engine	Year	Code	Power (kW)	Power (hp)	Part Number	Description	Accessories
1.9 TDI	09/01-12/04	AMB	125		CT909K10 CT909WP2	CA CA	
						ALT, CH-NO 8E-4-191 001⇒ ALT, ⇒CH-NO 8E-4-191 000 ALT, (Bosch), FOR ALT: 120A, OE-NO 06B903016P, FOR ALT: 140A, OE-NO 06B903016AB, FOR ALT: 150A, OE-NO 06B903016Q ALT, CH-NO 8E-3-024 776⇒, (Valeo), FOR ALT: 120A, OE-NO 06B903016AE, FOR ALT: 140A, OE-NO 06B903016AF ALT, (Valeo), FOR ALT: 150A, OE-NO 06B903016AC	6PK1570 6PK1590 AP9009  AP9009 AP9009
1.9 TDI	09/01-12/04	AVF, AWX	96	1896	CT909 CT909K10 CT909WP2	CA CA CA	
						AC, MTR-CODE: AWX, AVF, (MANL), ⇒CH-NO 8E-4-010000 AC, MTR-CODE: AVF, (AUTOM), ⇒CH-NO 8E-3-500000 ALT, PS, MTR-CODE: AWX, AVF, (MANL), ⇒CH-NO 8E-4-010 000 ALT, PS, MTR-CODE: AVF, (AUTOM), ⇒CH-NO 8E-3-500 000 ALT, PS, (-AC), MTR-CODE: AWX, AVF, (MANL), CH-NO 8E-4-010 001⇒ ALT, PS, (-AC), MTR-CODE: AVF, (AUTOM), CH-NO 8E-4-000 001⇒ ALT, PS, (AC), MTR-CODE: AWX, AVF, (MANL), CH-NO 8E-4-010 001⇒ ALT, PS, (AC), MTR-CODE: AVF, (AUTOM), CH-NO 8E-4-000 001⇒ ALT, PS, (AC), (MANL), MTR-CODE: AWX, AVF, CH-NO 8E-4-010 001⇒ ALT, PS, (AC), (AUTOM), MTR-CODE: AVF, CH-NO 8E-4-000 001⇒ ONLY WITH VD1090 ONLY WITH VD1076 MTR-CODE: AVF ALT, (Bosch), FOR ALT: 140A, OE-NO 06F903023J, 06F903023F ALT, (Valeo), FOR ALT: 140A, OE-NO 06F903023H, 06F903023C ALT, (Bosch), FOR ALT: 140A, OE-NO 028 903 029 Q, FOR ALT: 150A, OE-NO 028 903 029 N, ⇒CH-NO 8E-4-010 000 ALT, (Valeo), FOR ALT: 140A, OE-NO 028 903 028 R, ⇒CH-NO 8E-4-010 000 CH-NO 8E-3-410 001⇒ ⇒CH-NO 8E-3-410 000	4PK841 4PK841 5PK1432 5PK1432 6PK1125 6PK1125 6PK1613 6PK1613 6PK1613D1 6PK1613D1 MS17 MS37 AP9001 AP9001 AP9001 AP9002 AP9002 VD1076 VD1090
1.9 TDI	11/01-12/04	AVB	74		CT1028 CT1028K2 CT1028K3 CT1028K4 CT1028WP4 CT1028WP7	CA, WP CA, WP, ⇒CH-NO 8E-2-297 100 CA, WP, CH-NO 8E-2-297 101⇒ CA, WP, ⇒CH-NO 8E-2-297 100 CA, WP, CH-NO 8E-2-297 101⇒ CA, WP, ⇒CH-NO 8E-2-295 000	
						AC, ⇒CH-NO 8E-3-500 000 ALT, PS, ⇒CH-NO 8E-3-500 000 ALT, PS, (-AC), CH-NO 8E-4-000 001⇒ ALT, PS, (AC), CH-NO 8E-4-000 001⇒ ALT, PS, (AC), CH-NO 8E-4-000 001⇒ ONLY WITH VD1090 ONLY WITH VD1076 ALT, CH-NO 8E-4-000 001⇒, (Bosch, Valeo), FOR ALT: 140A ALT, (Bosch), FOR ALT: 140A, OE-NO 028 903 029 Q, FOR ALT: 150A, OE-NO 028 903 029 N, ⇒CH-NO 8E-4-010 000 ALT, (Valeo), FOR ALT: 140A, OE-NO 028 903 028 R, ⇒CH-NO 8E-4-010 000 CH-NO 8E-3-410 001⇒ ⇒CH-NO 8E-3-410 000	4PK841 5PK1432 6PK1125 6PK1613 6PK1613D1 MS17 MS37 AP9001 AP9002 AP9002 VD1076 VD1090





## AUDI

A4 Avant (8E5, B6)

	06/04-12/04	BKE	85		ALT, PS, (-AC) ALT, PS, (AC) ALT, PS, (AC), CH-NO 8E-3-410 001⇒ CH-NO 8E-6-030 001⇒, ONLY WITH VD1076 ⇒CH-NO 8E-6-030 000, ONLY WITH VD1076 ALT, (Bosch), FOR ALT: 140A, OE-NO 06F903023J ALT, (Valeo), FOR ALT: 140A, OE-NO 06F903023H ALT, (Bosch), FOR ALT: 150A, OE-NO 028 903 029 N CH-NO 8E-3-410 001⇒ ⇒CH-NO 8E-3-410 000 CA, WP CA, WP, ⇒CH-NO 8E-2-297 100 CA, WP, CH-NO 8E-2-297 101⇒ CA, WP, ⇒CH-NO 8E-2-297 100	6PK1125 6PK1613 6PK1613D1 MS18 MS37 AP9001 AP9001 AP9002 VD1076 VD1090
1.9 TDI quattro	11/01-12/04	AVF	96	1896	AC, (MANL), ⇒CH-NO 8E-4-010 000 AC, (AUTOM), ⇒CH-NO 8E-3-500 000 ALT, PS, (MANL), ⇒CH-NO 8E-4-010 000 ALT, PS, (AUTOM), ⇒CH-NO 8E-3-500 000 ALT, PS, (-AC), (MANL), CH-NO 8E-4-010 001⇒ ALT, PS, (-AC), (AUTOM), CH-NO 8E-4-000 001⇒ ALT, PS, (AC), (MANL), CH-NO 8E-4-010 001⇒ ALT, PS, (AC), (AUTOM), CH-NO 8E-4-000 001⇒ ALT, PS, (AC), (MANL), CH-NO 8E-4-010 001⇒ ALT, PS, (AC), (AUTOM), CH-NO 8E-4-000 001⇒ ONLY WITH VD1090 ONLY WITH VD1076 ALT, (Bosch), FOR ALT: 140A, OE-NO 06F903023J, 06F903023F ALT, (Valeo), FOR ALT: 140A, OE-NO 06F903023H, 06F903023C ALT, (Bosch), FOR ALT: 140A, OE-NO 028 903 029 Q, FOR ALT: 150A, OE-NO 028 903 029 N, ⇒CH-NO 8E-4-010 000 ALT, (Valeo), FOR ALT: 140A, OE-NO 028 903 028 R, ⇒CH-NO 8E-4-010 000 CH-NO 8E-3-410 001⇒ ⇒CH-NO 8E-3-410 000 CA, WP CA, WP, ⇒CH-NO 8E-2-297 100 CA, WP, CH-NO 8E-2-297 101⇒ CA, WP, ⇒CH-NO 8E-2-297 100 CA, WP, CH-NO 8E-2-297 101⇒ CA, WP, ⇒CH-NO 8E-2-295 000	4PK841 4PK841 5PK1432 5PK1432 6PK1125 6PK1125 6PK1613 6PK1613 6PK1613D1 6PK1613D1 MS17 MS37 AP9001 AP9001 AP9002 AP9002 VD1076 VD1090
2.0	09/01-12/04	ALT	96	1984	ALT, (-AC) ALT, (AC), CH-NO 8E-4-191 001⇒ ALT, (AC), ⇒CH-NO 8E-4-191 000 ALT, (Bosch), FOR ALT: 120A, OE-NO 06B903016P, FOR ALT: 140A, OE-NO 06B903016AB, FOR ALT: 150A, OE-NO 06B903016Q ALT, CH-NO 8E-3-024 776⇒, (Valeo), FOR ALT: 120A, OE-NO 06B903016AE, FOR ALT: 140A, OE-NO 06B903016AF ALT, (Valeo), FOR ALT: 150A, OE-NO 06B903016AC CA CA, MTR-CODE: ALT CA, MTR-CODE: ALT	6PK1080 6PK1570 6PK1590 AP9009 AP9009 AP9009 VD1107
2.0 FSI	07/02-12/04	AWA	110	1984	ALT, (-AC) ALT, (AC), CH-NO 8E-4-191 001⇒ ALT, (AC), ⇒CH-NO 8E-4-191 000 ALT, (Bosch), FOR ALT: 120A, OE-NO 06B903016P, FOR ALT: 140A, OE-NO 06B903016AB, FOR ALT: 150A, OE-NO 06B903016Q ALT, (Valeo), FOR ALT: 120A, OE-NO	6PK1080 6PK1570 6PK1590 AP9009 AP9009



**AUDI**

A4 Avant (8E5, B6)



						ALT, (Valeo), FOR ALT: 150A, OE-NO 06B903016AC	AP9009 VD1107
					CT1056 CT1056K1	CA, ⇨CH-NO 8E-4-400 000 CA, CH-NO 8E-3-390 001⇨, ⇨CH-NO 8E-4-400 000	
					CT1088 CT1088K1	CA, CH-NO 8E-5-000 001⇨ CA, CH-NO 8E-5-000 001⇨	
2.4	09/01-12/04	BDV	125	2393	CT920 CT920K1 CT920K2 CT920WP3	ALT, PS, AC CA CA CA CA	6PK1856
		AMM	120		CT920 CT920K1 CT920K2 CT920WP3	ALT, PS, AC CA CA CA CA	6PK1856
2.5 TDI	09/01-07/02	AYM	114	2496	CT1015 CT1015K1 CT1015K2 CT1015WP1 CT1018 CT1018K1	AC ALT, PS ALT, PS, AC ONLY WITH VD1032 CA CA CA CA INJP INJP	4PK1217 6PK2404 6PK2404D2 MS19 VD1032
	07/02-12/04	BFC, BCZ, BDG	120		CT1015 CT1015K1 CT1015K2 CT1015WP1 CT1018 CT1018K1	AC ALT, PS ALT, PS, AC ONLY WITH VD1032 CA CA CA CA INJP INJP	4PK1217 6PK2404 6PK2404D2 MS19 VD1032
2.5 TDi	10/00-05/03	AKE	132	2496	CT1015 CT1015K1 CT1015K2 CT1015WP1 CT1018 CT1018K1	AC ALT, PS ALT, PS, AC CA CA CA CA INJP INJP	4PK1217 6PK2404 6PK2404D2
2.5 TDI quattro	09/01-12/04	AKE, BAU, BDH	132	2496	CT1015 CT1015K1 CT1015K2 CT1015WP1 CT1018 CT1018K1	AC ALT, PS ALT, PS, AC ONLY WITH VD1032 CA CA CA CA INJP INJP	4PK1217 6PK2404 6PK2404D2 MS19 VD1032
3.0	09/01-12/04	ASN	162	2976	CT1068 CT1068K1 CT1068K2	ALT CA CA CA	6PK1880
	04/01-12/04	BBJ	160		CT1068 CT1068K1 CT1068K2	ALT, ⇨CH-NO 8E-5-400 000 ALT, CH-NO 8E-5-400 001⇨ CA CA CA	6PK1880 6PK1885
3.0 quattro	09/01-12/04	ASN, AVK	162	2976	CT1068 CT1068K1 CT1068K2	ALT CA CA CA	6PK1880
	04/01-12/04	BBJ	160		CT1068 CT1068K1 CT1068K2	ALT, ⇨CH-NO 8E-5-400 000 ALT, CH-NO 8E-5-400 001⇨ CA CA CA	6PK1880 6PK1885





# AUDI

A4 Avant (8E5, B6)		03/03-12/04	BBK	253	4163	ALT	5PK1120
S4 quattro							
A4 Avant (8ED, B7)							
1.6	11/04-06/08	ALZ	75	1595		ALT, PS, AC ALT, (Bosch), FOR ALT: 120A, OE-NO 06B903016P, FOR ALT: 140A, OE-NO 06B903016AB ALT, (Valeo), FOR ALT: 120A, OE-NO 06B903016AE ⇒CH-NO 8E-6-240 000, ALT, (Valeo), FOR ALT: 140A, OE-NO 06B903016AF, 06B903016AC CH-NO 8E-6-240 001⇒, ALT, (Valeo), FOR ALT: 140A, OE-NO 06D903016A, FOR ALT: 150A, OE-NO 06D903016	6PK1570 AP9009 AP9009 AP9009 AP9009
					CT908 CT908K1 CT908WP1	CA CA CA	
1.8 T	11/04-06/08	BFB	120	1781		ALT, (-AC) ALT, (AC), CH-NO 8E-4-191 001⇒ ALT, (AC), ⇒CH-NO 8E-4-191 000 ALT, (Bosch), FOR ALT: 120A, OE-NO 06B903016P, FOR ALT: 140A, OE-NO 06B903016AB ALT, (Valeo), FOR ALT: 120A, OE-NO 06B903016AE ⇒CH-NO 8E-6-240 000, ALT, (Valeo), FOR ALT: 140A, OE-NO 06B903016AF, 06B903016AC CH-NO 8E-6-240 001⇒, ALT, (Valeo), FOR ALT: 140A, OE-NO 06D903016A, FOR ALT: 150A, OE-NO 06D903016	6PK1080 6PK1570 6PK1590 AP9009 AP9009 AP9009 AP9009
					CT909 CT909K10 CT909WP2	CA CA CA	VD1107
1.8 T quattro	11/04-06/08	BFB	120	1781		ALT, (-AC) ALT, (AC), CH-NO 8E-4-191 001⇒ ALT, (AC), ⇒CH-NO 8E-4-191 000 ALT, (Bosch), FOR ALT: 120A, OE-NO 06B903016P, FOR ALT: 140A, OE-NO 06B903016AB ALT, (Valeo), FOR ALT: 120A, OE-NO 06B903016AE ⇒CH-NO 8E-6-240 000, ALT, (Valeo), FOR ALT: 140A, OE-NO 06B903016AF, 06B903016AC CH-NO 8E-6-240 001⇒, ALT, (Valeo), FOR ALT: 140A, OE-NO 06D903016A, FOR ALT: 150A, OE-NO 06D903016	6PK1080 6PK1570 6PK1590 AP9009 AP9009 AP9009 AP9009
					CT909 CT909K10 CT909WP2	CA CA CA	VD1107
1.9 TDI	11/04-06/08	BKE, BRB	85	1896		ALT, PS, (-AC) ALT, PS, (AC) ALT, PS, (AC) CH-NO 8E-6-030 001⇒, ONLY WITH VD1076 ⇒CH-NO 8E-6-030 000, ONLY WITH VD1076 ALT, (Bosch), FOR ALT: 140A, OE-NO 06F903023J ALT, (Valeo), FOR ALT: 140A, OE-NO 06F903023H ALT, (Bosch), FOR ALT: 150A, OE-NO 028 903 029 N CH-NO 8E-3-410 001⇒ ⇒CH-NO 8E-3-410 000	6PK1125 6PK1613 6PK1613D1 MS18 MS37 AP9001 AP9001 AP9002 VD1076 VD1090
					CT1028 CT1028K3 CT1028WP4	CA, WP CA, WP, MTR-CODE: BKE, BRB CA, WP	
2.0	11/04-06/08	ALT	96	1984		ALT, (-AC) ALT, (AC), CH-NO 8E-4-191 001⇒ ALT, (AC), ⇒CH-NO 8E-4-191 000 ALT, (Bosch), FOR ALT: 120A, OE-NO 06B903016P, FOR ALT: 140A, OE-NO 06B903016AB ALT, (Valeo), FOR ALT: 120A, OE-NO	6PK1080 6PK1570 6PK1590 AP9009





**AUDI**

A4 Avant (8E5, B6)



					<p>06B903016AE ⇒CH-NO 8E-6-240 000, ALT, (Valeo), FOR ALT: 140A, OE-NO 06B903016AF, 06B903016AC CH-NO 8E-6-240 001⇒, ALT, (Valeo), FOR ALT: 140A, OE-NO 06D903016A, FOR ALT: 150A, OE-NO 06D903016</p> <p>CA CA, MTR-CODE: ALT CA, MTR-CODE: ALT</p>	<p><b>AP9009</b> <b>AP9009</b> <b>VD1107</b></p>
2.0 FSi	01/05-07/05	AWA	110	1984	<p>ALT, (-AC) ALT, (AC), CH-NO 8E-4-191 001⇒ ALT, (AC), ⇒CH-NO 8E-4-191 000 ALT, (Bosch), FOR ALT: 120A, OE-NO 06B903016P, FOR ALT: 140A, OE-NO 06B903016AB ALT, (Valeo), FOR ALT: 120A, OE-NO 06B903016AE ⇒CH-NO 8E-6-240 000, ALT, (Valeo), FOR ALT: 140A, OE-NO 06B903016AF, 06B903016AC CH-NO 8E-6-240 001⇒, ALT, (Valeo), FOR ALT: 140A, OE-NO 06D903016A, FOR ALT: 150A, OE-NO 06D903016 CA, ⇒CH-NO 8E-4-400 000 CA, CH-NO 8E-3-390 001⇒, ⇒CH-NO 8E-4-400 000 CA, CH-NO 8E-5-000 001⇒ CA, CH-NO 8E-5-000 001⇒</p> <p>CA, CH-NO 8E-5-000 001⇒</p>	<p><b>6PK1080</b> <b>6PK1570</b> <b>6PK1950</b> <b>AP9009</b> <b>AP9009</b> <b>AP9009</b> <b>AP9009</b> <b>AP9009</b></p>
2.0 TDI	06/06-06/08	BRD	125	1968	<p>MTR-CODE: BRD, ALT, (AC) MTR-CODE: BRD, ALT, (AC) ONLY WITH VD1076 ALT, (Bosch), FOR ALT: 140A, OE-NO 06F903023J ALT, (Valeo), FOR ALT: 140A, OE-NO 06F903023H</p> <p>MTR-CODE: BRD, CA, WP MTR-CODE: BRD, CA, WP MTR-CODE: BRD, CA, WP</p>	<p><b>6PK1613</b> <b>6PK1613D1</b> <b>MS18</b> <b>AP9001</b> <b>AP9001</b> <b>VD1076</b></p>
	11/04-06/08	BNA, BRF	100		<p>MTR-CODE: BNA, BRF, ALT, PS, AC MTR-CODE: BNA, BRF, ALT, PS, AC ONLY WITH VD1076 ALT, (Bosch), FOR ALT: 140A, OE-NO 06F903023J ALT, (Valeo), FOR ALT: 140A, OE-NO 06F903023H</p> <p>MTR-CODE: BNA, BRF, CA, WP MTR-CODE: BNA, BRF, CA, WP MTR-CODE: BNA, BRF, CA, WP</p>	<p><b>6PK1613</b> <b>6PK1613D1</b> <b>MS18</b> <b>AP9001</b> <b>AP9001</b> <b>VD1076</b></p>
		BPW	103		<p>ALT, PS, AC ALT, PS, AC MTR-CODE: BPW, BLB, 07/2005⇒, ONLY WITH VD1076 MTR-CODE: BPW, BLB, ⇒06/2005, ONLY WITH VD1076 CH-NO 8E-5-400 001⇒, ALT, (Bosch), FOR ALT: 140A, OE-NO 06F903023J ALT, (Valeo), FOR ALT: 140A, OE-NO 06F903023H</p> <p>CA, WP CA, WP CA, WP</p>	<p><b>6PK1613</b> <b>6PK1613D1</b> <b>MS18</b> <b>MS37</b> <b>AP9001</b> <b>AP9001</b> <b>VD1076</b></p>
	09/05-09/06	BVG	89		<p>MTR-CODE: BVG, ALT, (AC) MTR-CODE: BVG, ALT, (AC) ONLY WITH VD1076 ALT, (Bosch), FOR ALT: 140A, OE-NO 06F903023J ALT, (Valeo), FOR ALT: 140A, OE-NO 06F903023H</p> <p>MTR-CODE: BVG, CA, WP MTR-CODE: BVG, CA, WP MTR-CODE: BVG, CA, WP</p>	<p><b>6PK1613</b> <b>6PK1613D1</b> <b>MS18</b> <b>AP9001</b> <b>AP9001</b> <b>VD1076</b></p>
	06/06-06/08	BVA	120		<p>MTR-CODE: BVA, ALT</p>	<p><b>6PK1613</b></p>








**AUDI**
**AUDI**
**A4 Avant (8ED, B7)**


	06/05-06/08	BUL	162		CT1088K1 CA	ALT, PS, AC ALT, (Bosch), FOR ALT: 140A, OE-NO 06B903016AB ALT, (Valeo), FOR ALT: 150A, OE-NO 06D903016 ⇒CH-NO 8E-6-240 000, ALT, (Valeo), FOR ALT: 140A, OE-NO 06B903016AF CH-NO 8E-6-240 001⇒, ALT, FOR ALT: 150A, OE-NO 06D903016A	6PK1570 AP9009 AP9009 AP9009 AP9009
	10/06-06/08	BPJ, BYK	125		CT1088 CT1088K1 CA CA	MTR-CODE: BPJ, BYK, ALT ALT, (Bosch), FOR ALT: 140A, OE-NO 06B903016AB ALT, (Valeo), FOR ALT: 150A, OE-NO 06D903016 CH-NO 8E-6-240 001⇒, ALT, (Valeo), FOR ALT: 140A, OE-NO 06D903016A MTR-CODE: BPJ, BYK, CA, WP MTR-CODE: BPJ, BYK, CA, WP	6PK1570 AP9009 AP9009 AP9009
2.0 TFSI quattro	11/04-06/08	BGB, BWE	147	1984	CT1088 CT1088K1 CA CA	ALT ALT, (Bosch), FOR ALT: 140A, OE-NO 06B903016AB ALT, (Valeo), FOR ALT: 150A, OE-NO 06D903016 ALT, ⇒CH-NO 8E-6-240 000, (Valeo), FOR ALT: 140A, OE-NO 06B903016AF CH-NO 8E-6-240 001⇒, ALT, (Valeo), FOR ALT: 140A, OE-NO 06D903016A	6PK1570 AP9009 AP9009 AP9009 AP9009
	06/05-06/08	BUL	162		CT1088 CT1088K1 CA CA	ALT, PS, AC ALT, (Bosch), FOR ALT: 140A, OE-NO 06B903016AB ALT, (Valeo), FOR ALT: 150A, OE-NO 06D903016 ⇒CH-NO 8E-6-240 000, ALT, (Valeo), FOR ALT: 140A, OE-NO 06B903016AF CH-NO 8E-6-240 001⇒, ALT, FOR ALT: 150A, OE-NO 06D903016A	6PK1570 AP9009 AP9009 AP9009 AP9009
2.5 TDI	11/04-05/06	BDG	120	2496	CT1015 CT1015K1 CT1015K2 CT1015WP1 CT1018 CT1018K1 CA CA CA CA INJP INJP	AC ALT, PS ALT, PS, AC ONLY WITH VD1032	4PK1217 6PK2404 6PK2404D2 MS19 VD1032
2.7 TDI	01/06-06/08	BPP	132	2698	CT1094 CT1094K1 INJP INJP	ALT, PS, AC, CH-NO 8E-6-252 205⇒ ALT, PS, AC, CH-NO 8E-6-252 205⇒ ALT, PS, AC, ⇒CH-NO 8E-6-252 204 ALT, PS, AC, ⇒CH-NO 8E-6-252 204 ONLY WITH VD1033 MTR-CODE: BPP	6PK2460 6PK2460D1 6PK2490 6PK2490D1 MS25 VD1033
2.7 TDi	11/05-03/08	BSG	120	2698	CT1094 CT1094K1 INJP INJP	ALT, CH-NO 8E-6-252 205⇒ ALT, ⇒CH-NO 8E-6-252 204 ONLY WITH VD1033 MTR-CODE: BSG, ⇒CH-NO 8E-6-252204, ONLY WITH 059 145 201 F, ONLY WITH 059 903 137 AB MTR-CODE: BSG, CH-NO 8E-6-252205⇒	6PK2460 6PK2490 MS25 VD1033 VD1033
3.0	11/04-05/06	BBJ	160	2976	CT1068 CT1068K1 CT1068K2 CA CA CA	ALT, ⇒CH-NO 8E-5-400 000 ALT, CH-NO 8E-5-400 001⇒	6PK1880 6PK1885
3.0 quattro	11/04-07/06	BBJ	160	2976		ALT, ⇒CH-NO 8E-5-400 000 ALT, CH-NO 8E-5-400 001⇒	6PK1880 6PK1885





<b>AUDI</b>							
<b>A4 Avant (8ED, B7)</b>							
					<b>CT1068</b>	CA	
					<b>CT1068K1</b>	CA	
					<b>CT1068K2</b>	CA	
3.0 TDI quattro	11/04-06/08	BKN	150	2967		ALT, PS, AC ALT, PS, AC, CH-NO 8E-5-565001⇒ ONLY WITH VD1033 MTR-CODE: BKN	<b>6PK2460</b> <b>6PK2460D1</b> <b>MS25</b> <b>VD1033</b>
					<b>CT1094</b>	INJP	
					<b>CT1094K1</b>	INJP	
	01/06-06/08	ASB	171			ALT, PS, AC ALT, PS, AC, CH-NO 8E-5-565001⇒ ONLY WITH VD1033 MTR-CODE: ASB	<b>6PK2460</b> <b>6PK2460D1</b> <b>MS25</b> <b>VD1033</b>
					<b>CT1094</b>	INJP	
					<b>CT1094K1</b>	INJP	
3.2 FSI	01/05-06/08	AUK	188	3123		ALT, PS, AC	<b>6PK2415</b>
3.2 FSI quattro	01/05-06/08	AUK	188	3123		ALT, PS, AC	<b>6PK2415</b>
RS4 quattro	09/05-06/08	BNS	309	4163		ALT	<b>5PK1165</b>
S4 quattro	11/04-06/08	BBK	253	4163		ALT	<b>5PK1120</b>
<b>A4 Avant (8K5, B8)</b>							
1.8 TFSI	04/08-	CABB, CDHB, CCUA	118	1798		ALT, PS, AC	<b>6PK1590</b>
		CDHA	88		<b>CT1143</b>	WP	
						ALT	<b>6PK1590</b>
					<b>CT1143</b>	WP	
1.8 TFSI quattro	09/08-	CDHB	118	1798		ALT, PS, AC	<b>6PK1590</b>
					<b>CT1143</b>	WP	
2.0 TDI	11/11-	CGLC	130	1968		MTR-CODE: CGLC, CGLD, ALT ALT, (Bosch), FOR ALT: 150A, OE-NO 03L 903 017, MTR-CODE: CGLC ALT, (Valeo), FOR ALT: 180A, OE-NO 03L 903 017 B, MTR-CODE: CGLC MTR-CODE: CGLC, CGLD	<b>6PK1264</b> <b>AP9022</b> <b>AP9022</b> <b>VD1111</b>
					<b>CT1139</b>	MTR-CODE: CGLC, CGLD, CA	
					<b>CT1139K1</b>	MTR-CODE: CGLC, CGLD, CA	
					<b>CT1139WP4</b>	MTR-CODE: CGLC, CGLD, CA, WP	
	04/08-	CAGA, CMEA, CJCA, CMFA	105			MTR-CODE: CJCA, CJCB, CJCC, CMFA, ALT	<b>6PK1264</b>
						MTR-CODE: CAGA, CAGB, CAGC, CMEA, ALT, (AC)	<b>6PK1580</b>
						ONLY WITH VD1076	<b>MS18</b>
						ALT, (Bosch), FOR ALT: 140A, OE-NO 03G903016E	<b>AP9022</b>
						MTR-CODE: CAGA, CAGB, CAGC, CMEA MTR-CODE: CJCA, CJCB, CJCC, CMFA	<b>VD1076</b> <b>VD1111</b>
					<b>CT1134</b>	MTR-CODE: CAGA, CAGB, CAGC, CMEA, CA	
					<b>CT1134K1</b>	MTR-CODE: CAGA, CAGB, CAGC, CMEA, CA	
					<b>CT1134WP2</b>	MTR-CODE: CAGA, CAGB, CAGC, CMEA, CA, WP	
					<b>CT1139</b>	MTR-CODE: CJCA, CJCB, CJCC, CMFA, CA	
					<b>CT1139K1</b>	MTR-CODE: CJCA, CJCB, CJCC, CMFA, CA	
					<b>CT1139WP4</b>	MTR-CODE: CJCA, CJCB, CJCC, CMFA, CA, WP	
		CAHA	125			MTR-CODE: CAHA, CAHB, ALT, (AC) ONLY WITH VD1076	<b>6PK1580</b>
						ALT, (Bosch), FOR ALT: 140A, OE-NO 03G903016E	<b>MS18</b> <b>AP9022</b>
						MTR-CODE: CAHA, CAHB	<b>VD1076</b>
					<b>CT1134</b>	MTR-CODE: CAHA, CAHB, CA	
					<b>CT1134K1</b>	MTR-CODE: CAHA, CAHB, CA	
					<b>CT1134WP1</b>	MTR-CODE: CAHA, CAHB, CA, WP	
		CAGB, CJCB	100			MTR-CODE: CJCA, CJCB, CJCC, CMFA, ALT	<b>6PK1264</b>
						MTR-CODE: CAGA, CAGB, CAGC, CMEA, ALT, (AC)	<b>6PK1580</b>
						ONLY WITH VD1076	<b>MS18</b>
						ALT, (Bosch), FOR ALT: 140A, OE-NO 03G903016E	<b>AP9022</b>
						MTR-CODE: CAGA, CAGB, CAGC, CMEA MTR-CODE: CJCA, CJCB, CJCC, CMFA	<b>VD1076</b> <b>VD1111</b>
					<b>CT1134</b>	MTR-CODE: CAGA, CAGB, CAGC, CMEA, CA	
					<b>CT1134K1</b>	MTR-CODE: CAGA, CAGB, CAGC, CMEA, CA	
					<b>CT1134WP2</b>	MTR-CODE: CAGA, CAGB, CAGC, CMEA, CA, WP	

**AUDI**



**AUDI**

A4 Avant (8K5, B8)



					<p><b>CT1139</b> CA, WP MTR-CODE: CJCA, CJCB, CJCC, CMFA, CA</p> <p><b>CT1139K1</b> MTR-CODE: CJCA, CJCB, CJCC, CMFA, CA</p> <p><b>CT1139WP4</b> MTR-CODE: CJCA, CJCB, CJCC, CMFA, CA, WP</p>	
06/08-	CAGC, CJCC	88			<p>MTR-CODE: CJCA, CJCB, CJCC, CMFA, ALT</p> <p>MTR-CODE: CAGA, CAGB, CAGC, CMEA, ALT, (AC)</p> <p>ONLY WITH VD1076</p> <p>ALT, (Bosch), FOR ALT: 140A, OE-NO 03G903016E</p> <p>MTR-CODE: CAGA, CAGB, CAGC, CMEA</p> <p>MTR-CODE: CJCA, CJCB, CJCC, CMFA</p> <p><b>CT1134</b> MTR-CODE: CAGA, CAGB, CAGC, CMEA, CA</p> <p><b>CT1134K1</b> MTR-CODE: CAGA, CAGB, CAGC, CMEA, CA</p> <p><b>CT1134WP2</b> MTR-CODE: CAGA, CAGB, CAGC, CMEA, CA, WP</p> <p><b>CT1139</b> MTR-CODE: CJCA, CJCB, CJCC, CMFA, CA</p> <p><b>CT1139K1</b> MTR-CODE: CJCA, CJCB, CJCC, CMFA, CA</p> <p><b>CT1139WP4</b> MTR-CODE: CJCA, CJCB, CJCC, CMFA, CA, WP</p>	<p><b>6PK1264</b></p> <p><b>6PK1580</b></p> <p><b>MS18</b></p> <p><b>AP9022</b></p> <p><b>VD1076</b></p> <p><b>VD1111</b></p>
08/08-	CAHB, CGLD	120			<p>MTR-CODE: CGLC, CGLD, ALT</p> <p>MTR-CODE: CAHA, CAHB, ALT, (AC)</p> <p>ONLY WITH VD1076</p> <p>ALT, (Bosch), FOR ALT: 140A, OE-NO 03G903016E</p> <p>MTR-CODE: CAHA, CAHB</p> <p>MTR-CODE: CGLC, CGLD</p> <p><b>CT1134</b> MTR-CODE: CAHA, CAHB, CA</p> <p><b>CT1134K1</b> MTR-CODE: CAHA, CAHB, CA</p> <p><b>CT1134WP1</b> MTR-CODE: CAHA, CAHB, CA, WP</p> <p><b>CT1139</b> MTR-CODE: CGLC, CGLD, CA</p> <p><b>CT1139K1</b> MTR-CODE: CGLC, CGLD, CA</p> <p><b>CT1139WP4</b> MTR-CODE: CGLC, CGLD, CA, WP</p>	<p><b>6PK1264</b></p> <p><b>6PK1580</b></p> <p><b>MS18</b></p> <p><b>AP9022</b></p> <p><b>VD1076</b></p> <p><b>VD1111</b></p>
2.0 TDI quattro	11/11-	CGLC	130	1968	<p>MTR-CODE: CGLC, CGLD, ALT</p> <p>ALT, (Bosch), FOR ALT: 150A, OE-NO 03L 903 017, MTR-CODE: CGLC</p> <p>ALT, (Valeo), FOR ALT: 180A, OE-NO 03L 903 017 B, MTR-CODE: CGLC</p> <p>MTR-CODE: CGLC, CGLD</p> <p><b>CT1139</b> MTR-CODE: CGLC, CGLD, CA</p> <p><b>CT1139K1</b> MTR-CODE: CGLC, CGLD, CA</p> <p><b>CT1139WP4</b> MTR-CODE: CGLC, CGLD, CA, WP</p>	<p><b>6PK1264</b></p> <p><b>AP9022</b></p> <p><b>AP9022</b></p> <p><b>VD1111</b></p>
	08/08-	CAHA	125		<p>MTR-CODE: CAHA, CAHB, ALT, (AC)</p> <p>ONLY WITH VD1076</p> <p>ALT, (Bosch), FOR ALT: 140A, OE-NO 03G903016E</p> <p>MTR-CODE: CAHA, CAHB</p> <p><b>CT1134</b> MTR-CODE: CAHA, CAHB, CA</p> <p><b>CT1134K1</b> MTR-CODE: CAHA, CAHB, CA</p> <p><b>CT1134WP1</b> MTR-CODE: CAHA, CAHB, CA, WP</p>	<p><b>6PK1580</b></p> <p><b>MS18</b></p> <p><b>AP9022</b></p> <p><b>VD1076</b></p>
	04/08-	CAGA, CJCA	105		<p>MTR-CODE: CJCA, CJCB, CJCC, CMFA, ALT</p> <p>MTR-CODE: CAGA, CAGB, CAGC, CMEA, ALT, (AC)</p> <p>ONLY WITH VD1076</p> <p>ALT, (Bosch), FOR ALT: 140A, OE-NO 03G903016E</p> <p>MTR-CODE: CAGA, CAGB, CAGC, CMEA</p> <p>MTR-CODE: CJCA, CJCB, CJCC, CMFA</p> <p><b>CT1134</b> MTR-CODE: CAGA, CAGB, CAGC, CMEA, CA</p> <p><b>CT1134K1</b> MTR-CODE: CAGA, CAGB, CAGC, CMEA, CA</p> <p><b>CT1134WP2</b> MTR-CODE: CAGA, CAGB, CAGC, CMEA, CA, WP</p> <p><b>CT1139</b> MTR-CODE: CJCA, CJCB, CJCC, CMFA, CA</p> <p><b>CT1139K1</b> MTR-CODE: CJCA, CJCB, CJCC, CMFA, CA</p> <p><b>CT1139WP4</b> MTR-CODE: CJCA, CJCB, CJCC, CMFA, CA</p>	<p><b>6PK1264</b></p> <p><b>6PK1580</b></p> <p><b>MS18</b></p> <p><b>AP9022</b></p> <p><b>VD1076</b></p> <p><b>VD1111</b></p>





## AUDI

### A4 Avant (8K5, B8)

						CA, WP	
2.0 TFSI	06/08-	CDNC, CADA	155	1984		ALT	6PK1590
					CT1143	WP	
		CDNB, CAEA, CDZA	132		CT1143	ALT	6PK1590
						WP	
2.0 TFSI flexible fuel	11/09-	CFKA	132	1984		ALT	6PK1590
					CT1143	WP	
2.0 TFSI flexible fuel quattro	11/09-	CFKA	132	1984		ALT	6PK1590
					CT1143	WP	
2.0 TFSI quattro	06/08-	CDNC	155	1984		ALT	6PK1590
					CT1143	WP	
2.7 TDI	06/08-	CAMB, CGKB	120	2698		ALT	6PK2498
					CT1094	INJP, ⇨CH-NO 8K-8A040 982, 8K-8N022 419	
					CT1094K1	INJP, ⇨CH-NO 8K-8A040 982, 8K-8N022 419	
					CT1131	INJP, CH-NO 8K-8A040 983⇨, 8K-8N022 420⇨	
					CT1131K1	INJP, CH-NO 8K-8A040 983⇨, 8K-8N022 420⇨	
	04/08-	CAMA, CGKA	140			ALT	6PK2498
					CT1094	INJP, ⇨CH-NO 8K-8A040 982, 8K-8N022 419	
					CT1094K1	INJP, ⇨CH-NO 8K-8A040 982, 8K-8N022 419	
					CT1131	INJP, CH-NO 8K-8A040 983⇨, 8K-8N022 420⇨	
					CT1131K1	INJP, CH-NO 8K-8A040 983⇨, 8K-8N022 420⇨	
3.0 TDI quattro	11/11-	CDUC, CKVB	180	2967		ALT	6PK2415
	04/08-	CAPA, CCWA, CCLA	176			ALT, MTR-CODE: CAPA	6PK2460
					CT1094	ALT, MTR-CODE: CCWA, CCWB, CCLA	6PK2498
						INJP, ⇨CH-NO 8K-8A040 982, 8K-8N022 419	
					CT1094K1	INJP, ⇨CH-NO 8K-8A040 982, 8K-8N022 419	
					CT1131	INJP, CH-NO 8K-8A040 983⇨, 8K-8N022 420⇨	
					CT1131K1	INJP, CH-NO 8K-8A040 983⇨, 8K-8N022 420⇨	
	06/08-	CCWB	155			ALT	6PK2498
					CT1131	INJP	
					CT1131K1	INJP	
3.2 FSI	09/08-	CALA	195	3197		ALT	6PK2404
3.2 FSI quattro	04/08-	CALA	195	3197		ALT	6PK2404
S4 quattro	11/08-	CAKA, CGWC	245	2995		ALT	6PK2445
<b>A4 Cabriolet (8H7, B6, 8HE, B7)</b>							
1.8	10/02-10/05	AMB	125	1781		ALT, CH-NO 8E-4-191 001⇨	6PK1570
						ALT, ⇨CH-NO 8E-4-191 000	6PK1590
						ALT, (Bosch), FOR ALT: 120A, OE-NO 06B903016P, FOR ALT: 140A, OE-NO 06B903016AB, FOR ALT: 150A, OE-NO 06B903016Q	AP9009
						ALT, CH-NO 8E-3-024 776⇨, (Valeo), FOR ALT: 120A, OE-NO 06B903016AE, FOR ALT: 140A, OE-NO 06B903016AF	AP9009
						ALT, (Valeo), FOR ALT: 150A, OE-NO 06B903016AC	AP9009
					CT909	CA	
					CT909K10	CA	
					CT909WP2	CA	
1.8 T	07/02-03/09	BFB	120	1781		ALT, PS, AC, CH-NO 8H-4-018 001⇨	6PK1570
						ALT, PS, AC, ⇨CH-NO 8H-4-018 000	6PK1590
						ALT, (Bosch), FOR ALT: 120A, OE-NO 06B903016P, FOR ALT: 140A, OE-NO 06B903016AB, FOR ALT: 150A, OE-NO 06B903016Q	AP9009
						CH-NO 8H-3-007 001⇨, ALT, (Valeo), FOR ALT: 120A, OE-NO 06B903016AE, FOR ALT: 140A, OE-NO 06B903016AF	AP9009
						ALT, (Valeo), FOR ALT: 150A, OE-NO 06B903016AC	AP9009
							VD1107
					CT909	CA	
					CT909K10	CA	
					CT909WP2	CA	
1.8 T quattro	05/03-03/09	BFB	120	1781		ALT, PS, AC, CH-NO 8H-4-018 001⇨	6PK1570
						ALT, PS, AC, ⇨CH-NO 8H-4-018 000	6PK1590



**AUDI**

A4 Cabriolet (8H7, B6, 8HE, B7)

						ALT, (Bosch), FOR ALT: 120A, OE-NO 06B903016P, FOR ALT: 140A, OE-NO 06B903016AB, FOR ALT: 150A, OE-NO 06B903016Q ALT, CH-NO 8E-3-007 001⇒, (Valeo), FOR ALT: 120A, OE-NO 06B903016AE, FOR ALT: 140A, OE-NO 06B903016AF ALT, (Valeo), FOR ALT: 150A, OE-NO 06B903016AC	AP9009 AP9009 AP9009 VD1107
					CT909 CT909K10 CT909WP2	CA CA CA	
2.0	09/04-12/05	ALT	96	1984		ALT, (-AC) ALT, (AC), CH-NO 8E-4-191 001⇒ ALT, (AC), ⇒CH-NO 8E-4-191 000 ALT, (Bosch), FOR ALT: 120A, OE-NO 06B903016P, FOR ALT: 140A, OE-NO 06B903016AB CH-NO 8H-3-007 001⇒, ALT, (Valeo), FOR ALT: 120A, OE-NO 06B903016AE, FOR ALT: 140A, OE-NO 06B903016AF ALT, (Valeo), FOR ALT: 150A, OE-NO 06B903016AC	6PK1080 6PK1570 6PK1590 AP9009 AP9009 AP9009 VD1107
					CT909 CT909K10 CT909WP3	CA CA, MTR-CODE: ALT CA, MTR-CODE: ALT	
	11/05-03/09		147			ALT, (Bosch), FOR ALT: 120A, OE-NO 06B903016P, FOR ALT: 140A, OE-NO 06B903016AB, FOR ALT: 150A, OE-NO 06B903016Q ALT, CH-NO 8E-3-007 001⇒, (Valeo), FOR ALT: 120A, OE-NO 06B903016AE, FOR ALT: 140A, OE-NO 06B903016AF ALT, (Valeo), FOR ALT: 150A, OE-NO 06B903016AC	AP9009 AP9009 AP9009
2.0 TDI	01/06-03/09	BPW	103	1968		ALT, PS, AC ALT, PS, AC ONLY WITH VD1076 ALT, (Bosch), FOR ALT: 140A, OE-NO 06F903023J ALT, (Valeo), FOR ALT: 140A, OE-NO 06F903023H	6PK1613 6PK1613D1 MS37 AP9001 AP9001 VD1076
					CT1028 CT1028K3 CT1028WP4	CA, WP CA, WP CA, WP	
		BRC	100			ALT ALT ONLY WITH VD1076 ALT, (Bosch), FOR ALT: 140A, OE-NO 06F903023J ALT, (Valeo), FOR ALT: 140A, OE-NO 06F903023H	6PK1613 6PK1613D1 MS37 AP9001 AP9001 VD1076
					CT1028 CT1028K3 CT1028WP4	CA CA CA	
2.0 TFSI 16V	01/06-03/09	BWE, BWT	147	1984		ALT, PS, AC ALT, (Bosch), FOR ALT: 120A, OE-NO 06B903016P, FOR ALT: 140A, OE-NO 06B903016AB, FOR ALT: 150A, OE-NO 06B903016Q ALT, CH-NO 8E-3-007 001⇒, (Valeo), FOR ALT: 120A, OE-NO 06B903016AE, FOR ALT: 140A, OE-NO 06B903016AF ALT, (Valeo), FOR ALT: 150A, OE-NO 06B903016AC	6PK1570 AP9009 AP9009 AP9009
					CT1088 CT1088K1	CA CA	
2.0 TFSi quattro	11/05-03/09		147	1984		ALT, (Bosch), FOR ALT: 120A, OE-NO 06B903016P, FOR ALT: 140A, OE-NO 06B903016AB, FOR ALT: 150A, OE-NO 06B903016Q ALT, CH-NO 8E-3-007 001⇒, (Valeo), FOR ALT: 120A, OE-NO 06B903016AE, FOR ALT: 140A, OE-NO 06B903016AF	AP9009 AP9009





## AUDI

### A4 Cabriolet (8H7, B6, 8HE, B7)

						ALT, (Valeo), FOR ALT: 150A, OE-NO 06B903016AC	<b>AP9009</b>
2.4	04/02-12/05	BDV	125	2393	CT920 CT920K1 CT920K2 CT920WP3	ALT, PS, AC CA CA CA CA	<b>6PK1856</b>
		AMM	120		CT920 CT920K1 CT920K2 CT920WP3	ALT, PS, AC CA CA CA CA	<b>6PK1856</b>
2.5 TDI	08/02-12/05	BFC, BCZ, BDG	120	2496	CT1015 CT1015K1 CT1015K2 CT1015WP1 CT1018 CT1018K1	AC ALT, PS ALT, PS, AC, CH-NO 8H-5-025501⇨, 8H-5-904701⇨ ONLY WITH VD1032 CA, MTR-CODE: BFC CA CA CA INJP INJP	<b>4PK1217</b> <b>6PK2404</b> <b>6PK2404D2</b>  <b>MS19</b> <b>VD1032</b>
2.7 TDI	06/06-03/09	BPP	132	2698	CT1094 CT1094K1	ALT, PS, AC ALT, PS, AC ONLY WITH VD1033 MTR-CODE: BPP INJP INJP	<b>6PK2460</b> <b>6PK2460D1</b> <b>MS25</b> <b>VD1033</b>
3.0	04/02-12/05	ASN	162	2976	CT1068 CT1068K1 CT1068K2	ALT CA CA CA	<b>6PK1880</b>
3.0 quattro	05/03-12/05	ASN	162	2976	CT1068 CT1068K1 CT1068K2	ALT CA CA CA	<b>6PK1880</b>
3.0 TDI quattro	01/06-03/09	ASB	171	2967	CT1094 CT1094K1	ALT, PS, AC ALT, PS, AC ONLY WITH VD1033 MTR-CODE: ASB INJP INJP	<b>6PK2460</b> <b>6PK2460D1</b> <b>MS25</b> <b>VD1033</b>
		BKN	150		CT1094 CT1094K1	ALT, PS, AC ALT, PS, AC ONLY WITH VD1033 MTR-CODE: BKN INJP INJP	<b>6PK2460</b> <b>6PK2460D1</b> <b>MS25</b> <b>VD1033</b>
3.2 FSI	01/06-03/09	AUK	188	3123		ALT, PS, AC	<b>6PK2415</b>
3.2 FSI quattro	01/06-03/09	AUK	188	3123		ALT, PS, AC	<b>6PK2415</b>
RS4 quattro	06/06-03/09	BNS	309	4163		ALT	<b>5PK1165</b>
S4 quattro	03/04-03/09	BBK	253	4163		ALT	<b>5PK1120</b>
<b>A5 (8T3)</b>							
1.8 TFSI	10/07-	CABD, CJEB	125	1798	CT1143	MTR-CODE: CJEB, ALT MTR-CODE: CABD, ALT MTR-CODE: CABD, WP	<b>6PK1130</b> <b>6PK1590</b>
	05/09-	CDHB	118		CT1143	ALT WP	<b>6PK1590</b>
2.0 TDI	10/11-	CGLC	130	1968	CT1139 CT1139K2 CT1139WP6	MTR-CODE: CGLC, ALT ALT, (Bosch), FOR ALT: 150A, OE-NO 03L 903 017, MTR-CODE: CGLC ALT, (Valeo), FOR ALT: 180A, OE-NO 03L 903 017 B, MTR-CODE: CGLC MTR-CODE: CGLC MTR-CODE: CGLC, CA MTR-CODE: CGLC, CA MTR-CODE: CGLC, CGLD, CA, WP	<b>6PK1264</b> <b>AP9022</b> <b>AP9022</b>  <b>VD1111</b>
	08/08-	CAHA	125		CT1134 CT1134K1 CT1134WP1	MTR-CODE: CAHA, CAHB, ALT, (AC) ONLY WITH VD1076 ALT, (Bosch), FOR ALT: 140A, OE-NO 03G903016E MTR-CODE: CAHA, CAHB MTR-CODE: CAHA, CAHB, CA MTR-CODE: CAHA, CAHB, CA MTR-CODE: CAHA, CAHB, CA, WP	<b>6PK1580</b> <b>MS18</b> <b>AP9022</b>  <b>VD1076</b>
		CAHB, CGLD	120			MTR-CODE: CAHA, CAHB, ALT, (AC)	<b>6PK1580</b>



AUDI

**AUDI**

A5 (8T3)							
						ONLY WITH VD1076 ALT, (Bosch), FOR ALT: 140A, OE-NO 03G903016E MTR-CODE: CAHA, CAHB MTR-CODE: CAHA, CAHB, CA MTR-CODE: CAHA, CAHB, CA MTR-CODE: CAHA, CAHB, CA, WP	MS18 AP9022 VD1076
2.0 TDI quattro	12/11-	CGLC	130	1968		MTR-CODE: CGLC, ALT ALT, (Bosch), FOR ALT: 150A, OE-NO 03L 903 017, MTR-CODE: CGLC ALT, (Valeo), FOR ALT: 180A, OE-NO 03L 903 017 B, MTR-CODE: CGLC MTR-CODE: CGLC MTR-CODE: CGLC, CA MTR-CODE: CGLC, CA MTR-CODE: CGLC, CGLD, CA, WP	6PK1264 AP9022 AP9022 VD1111
	08/08-	CAHA	125			MTR-CODE: CAHA, CAHB, ALT, (AC) ONLY WITH VD1076 ALT, (Bosch), FOR ALT: 140A, OE-NO 03G903016E MTR-CODE: CAHA, CAHB MTR-CODE: CAHA, CAHB, CA MTR-CODE: CAHA, CAHB, CA MTR-CODE: CAHA, CAHB, CA, WP	6PK1580 MS18 AP9022 VD1076
2.0 TFSI	11/08-	CDNB	132	1984		ALT WP	6PK1590
	06/08-	CDNC	155			ALT WP	6PK1590
2.0 TFSI quattro	06/08-	CDNC, CAEB	155	1984		ALT WP	6PK1590
2.7 TDI	06/07-	CAMA, CGKA	140	2698		ALT, PS, AC, ⇒CH-NO 8T-8-006 300 ALT, PS, AC, CH-NO 8T-8-006 301⇒ INJP, ⇒CH-NO 8T-8-041 400 INJP, ⇒CH-NO 8T-8-041 400 INJP, CH-NO 8T-8-041 401⇒ INJP, CH-NO 8T-8-041 401⇒	6PK2490 6PK2498
	09/07-	CAMB, CGKB	120			ALT, ⇒CH-NO 8T-8-006 300 ALT, CH-NO 8T-8-006 301⇒ INJP, ⇒CH-NO 8T-8-041 400 INJP, ⇒CH-NO 8T-8-041 400 INJP, CH-NO 8T-8-041 401⇒ INJP, CH-NO 8T-8-041 401⇒	6PK2490 6PK2498
3.0 TDI	10/11-	CLAB	150	2967		ALT	6PK2415
3.0 TDI quattro	10/11-	CDUC, CKVB	180	2967		ALT	6PK2415
	06/07-	CAPA, CCWA	176			ALT, ⇒CH-NO 8T-8-043 000 ALT, CH-NO 8T-8-043 001⇒ INJP, ⇒CH-NO 8T-8-041 400 INJP, ⇒CH-NO 8T-8-041 400 INJP, CH-NO 8T-8-041 401⇒ INJP, CH-NO 8T-8-041 401⇒	6PK2460 6PK2498
	03/08-	CCWB	155			ALT, ⇒CH-NO 8T-8-043 000 ALT, CH-NO 8T-8-043 001⇒ INJP, ⇒CH-NO 8T-8-041 400 INJP, ⇒CH-NO 8T-8-041 400 INJP, CH-NO 8T-8-041 401⇒ INJP, CH-NO 8T-8-041 401⇒	6PK2460 6PK2498
3.2 FSI	06/07-	CALA	195	3197		ALT, WP, PS, AC	6PK2404
3.2 FSI quattro	06/07-	CALA	195	3197		ALT	6PK2404
RS 5 quattro	03/10-	CFSA	331	4163		ALT	5PK1090
S5 quattro	10/11-	CAKA, CGXC, CGWC	245	2995		ALT	6PK2330
	06/07-	CAUA	260	4163		ALT	5PK1125
A5 Cabriolet (8F7)							
1.8 TFSI	10/11-	CABD, CJEB	125	1798		MTR-CODE: CJEB, ALT	6PK1130
	09/09-	CDHB	118			ALT WP	6PK1590
2.0 TDI	10/11-	CGLC	130	1968		MTR-CODE: CGLC, ALT ALT, (Bosch), FOR ALT: 150A, OE-NO 03L 903 017, MTR-CODE: CGLC ALT, (Valeo), FOR ALT: 180A, OE-NO 03L 903 017 B, MTR-CODE: CGLC MTR-CODE: CGLC MTR-CODE: CGLC, CA MTR-CODE: CGLC, CA MTR-CODE: CGLC, CGLD, CA, WP	6PK1264 AP9022 AP9022 VD1111
	05/09-	CAHA	125			MTR-CODE: CAHA, CAHB, ALT, (AC) ONLY WITH VD1076 ALT, (Bosch), FOR ALT: 140A, OE-NO	6PK1580 MS18 AP9022





<b>AUDI</b>						
<b>A5 Cabriolet (8F7)</b>						
					<b>CT1134</b> <b>CT1134K1</b> <b>CT1134WP1</b>	03G903016E MTR-CODE: CAHA, CAHB <b>VD1076</b> MTR-CODE: CAHA, CAHB, CA <b>CT1134K1</b> MTR-CODE: CAHA, CAHB, CA <b>CT1134WP1</b> MTR-CODE: CAHA, CAHB, CA, WP
		CAHB, CGLD	120			MTR-CODE: CAHA, CAHB, ALT, (AC) <b>6PK1580</b> ONLY WITH VD1076 <b>MS18</b> ALT, (Bosch), FOR ALT: 140A, OE-NO <b>AP9022</b> 03G903016E MTR-CODE: CAHA, CAHB <b>VD1076</b> MTR-CODE: CAHA, CAHB, CA <b>CT1134</b> MTR-CODE: CAHA, CAHB, CA <b>CT1134K1</b> MTR-CODE: CAHA, CAHB, CA <b>CT1134WP1</b> MTR-CODE: CAHA, CAHB, CA, WP
2.0 TDI quattro	01/12-	CGLC	130	1968		MTR-CODE: CGLC, ALT <b>6PK1264</b> ALT, (Bosch), FOR ALT: 150A, OE-NO 03L <b>AP9022</b> 903 017, MTR-CODE: CGLC <b>AP9022</b> ALT, (Valeo), FOR ALT: 180A, OE-NO 03L 903 017 B, MTR-CODE: CGLC MTR-CODE: CGLC <b>VD1111</b> <b>CT1139</b> MTR-CODE: CGLC, CA <b>CT1139K2</b> MTR-CODE: CGLC, CA <b>CT1139WP6</b> MTR-CODE: CGLC, CGLD, CA, WP
2.0 TFSI	03/09-	CDNB, CAEA	132	1984		<b>CT1143</b> ALT <b>6PK1590</b> WP
		CDNC, CAEB	155			<b>CT1143</b> ALT <b>6PK1590</b> WP
2.0 TFSI quattro	03/09-	CDNC, CAEB	155	1984		<b>CT1143</b> ALT <b>6PK1590</b> WP
2.7 TDI	03/09-	CGKA	140	2698		<b>CT1131</b> ALT <b>CT1131K1</b> INJP <b>6PK2498</b> INJP
	05/09-	CGKB	120			<b>CT1131</b> ALT <b>CT1131K1</b> INJP <b>6PK2498</b> INJP
3.0 TDI	10/11-	CLAB	150	2967		<b>CT1131</b> ALT <b>6PK2415</b> INJP
3.0 TDI quattro	10/11-	CDUC	180	2967		<b>CT1131</b> ALT <b>6PK2415</b> INJP <b>CT1131K1</b> ALT <b>6PK2498</b> INJP
	03/09-	CCWA	176			<b>CT1131</b> ALT <b>6PK2498</b> INJP <b>CT1131K1</b> ALT <b>6PK2404</b> INJP
3.2 FSI	03/09-	CALA	195	3197		<b>CT1131</b> ALT <b>6PK2404</b> INJP
3.2 FSI quattro	03/09-	CALA	195	3197		<b>CT1131</b> ALT <b>6PK2404</b> INJP
S5 quattro	06/09-	CAKA, CCBA, CGXC, CTUB, CGWC	245	2995		<b>CT1131</b> ALT <b>6PK2445</b> INJP
<b>A5 Sportback (8TA)</b>						
1.8 TFSI	08/11-	CJEB	125	1798		MTR-CODE: CJEB, ALT <b>6PK1130</b> ALT <b>6PK1590</b> WP
	11/09-	CDHB	118			<b>CT1143</b> ALT <b>6PK1590</b> WP
2.0 TDI	10/11-	CGLC	130	1968		MTR-CODE: CGLC, ALT <b>6PK1264</b> ALT, (Bosch), FOR ALT: 150A, OE-NO 03L <b>AP9022</b> 903 017, MTR-CODE: CGLC <b>AP9022</b> ALT, (Valeo), FOR ALT: 180A, OE-NO 03L 903 017 B, MTR-CODE: CGLC MTR-CODE: CGLC <b>VD1111</b> <b>CT1139</b> MTR-CODE: CGLC, CA <b>CT1139K2</b> MTR-CODE: CGLC, CA <b>CT1139WP6</b> MTR-CODE: CGLC, CGLD, CA, WP
	09/09-	CAHA	125			MTR-CODE: CAHA, CAHB, ALT, (AC) <b>6PK1580</b> ONLY WITH VD1076 <b>MS18</b> ALT, (Bosch), FOR ALT: 140A, OE-NO <b>AP9022</b> 03G903016E MTR-CODE: CAHA, CAHB <b>VD1076</b> <b>CT1134</b> MTR-CODE: CAHA, CAHB, CA <b>CT1134K1</b> MTR-CODE: CAHA, CAHB, CA <b>CT1134WP1</b> MTR-CODE: CAHA, CAHB, CA, WP
		CAHB, CGLD	120			MTR-CODE: CAHA, CAHB, ALT, (AC) <b>6PK1580</b> ONLY WITH VD1076 <b>MS18</b> ALT, (Bosch), FOR ALT: 140A, OE-NO <b>AP9022</b> 03G903016E MTR-CODE: CAHA, CAHB <b>VD1076</b> <b>CT1134</b> MTR-CODE: CAHA, CAHB, CA <b>CT1134K1</b> MTR-CODE: CAHA, CAHB, CA <b>CT1134WP1</b> MTR-CODE: CAHA, CAHB, CA, WP
		CAGB, CJCB	100			MTR-CODE: CAGA, CAGB, CAGC, ALT, <b>6PK1580</b> (AC) ONLY WITH VD1076 <b>MS18</b> ALT, (Bosch), FOR ALT: 140A, OE-NO <b>AP9022</b> 03G903016E

**AUDI**





**AUDI**

**A5 Sportback (8TA)**

					CT1134 CT1134K1 CT1134WP2	MTR-CODE: CAGA, CAGB MTR-CODE: CAGA, CAGB, CAGC, CA MTR-CODE: CAGA, CAGB, CAGC, CA MTR-CODE: CAGA, CAGB, CAGC, CA, WP	VD1076
		CAGA, CMEA, CJCA, CMFA	105		CT1134 CT1134K1 CT1134WP2	MTR-CODE: CAGA, CAGB, CAGC, CMEA, ALT, (AC) ONLY WITH VD1076 ALT, (Bosch), FOR ALT: 140A, OE-NO 03G903016E MTR-CODE: CAGA, CAGB, CMEA MTR-CODE: CAGA, CAGB, CAGC, CMEA, CA MTR-CODE: CAGA, CAGB, CAGC, CMEA, CA MTR-CODE: CAGA, CAGB, CAGC, CMEA, CA, WP	6PK1580 MS18 AP9022 VD1076
2.0 TDI quattro	12/11-	CGLC	130	1968	CT1139 CT1139K2 CT1139WP6	MTR-CODE: CGLC, ALT ALT, (Bosch), FOR ALT: 150A, OE-NO 03L 903 017, MTR-CODE: CGLC ALT, (Valeo), FOR ALT: 180A, OE-NO 03L 903 017 B, MTR-CODE: CGLC MTR-CODE: CGLC MTR-CODE: CGLC, CA MTR-CODE: CGLC, CA MTR-CODE: CGLC, CGLD, CA, WP	6PK1264 AP9022 AP9022 VD1111
	09/09-	CAHA	125		CT1134 CT1134K1 CT1134WP1	MTR-CODE: CAHA, CAHB, ALT, (AC) ONLY WITH VD1076 ALT, (Bosch), FOR ALT: 140A, OE-NO 03G903016E MTR-CODE: CAHA, CAHB MTR-CODE: CAHA, CAHB, CA MTR-CODE: CAHA, CAHB, CA MTR-CODE: CAHA, CAHB, CA, WP	6PK1580 MS18 AP9022 VD1076
2.0 TFSI	09/09-	CDNB	132	1984	CT1143	ALT WP	6PK1590
		CDNC	155		CT1143	ALT WP	6PK1590
2.0 TFSI quattro	09/09-	CDNC	155	1984	CT1143	ALT WP	6PK1590
2.7 TDI	09/09-	CGKA	140	2698	CT1094 CT1094K1 CT1131 CT1131K1	ALT, PS, AC, ⇒CH-NO 8T-8-006 300 ALT, PS, AC, CH-NO 8T-8-006 301⇒ INJP, ⇒CH-NO 8T-8-041 400 INJP, ⇒CH-NO 8T-8-041 400 INJP, CH-NO 8T-8-041 401⇒ INJP, CH-NO 8T-8-041 401⇒	6PK2490 6PK2498
		CGKB	120		CT1094 CT1094K1 CT1131 CT1131K1	ALT, ⇒CH-NO 8T-8-006 300 ALT, CH-NO 8T-8-006 301⇒ INJP, ⇒CH-NO 8T-8-041 400 INJP, ⇒CH-NO 8T-8-041 400 INJP, CH-NO 8T-8-041 401⇒ INJP, CH-NO 8T-8-041 401⇒	6PK2490 6PK2498
3.0 TDI	10/11-	CLAB	150	2967		ALT	6PK2415
3.0 TDI quattro	10/11- 09/09-	CDUC, CKVB CCWA	180 176	2967		ALT ALT, ⇒CH-NO 8T-8-043 000 ALT, CH-NO 8T-8-043 001⇒ INJP, ⇒CH-NO 8T-8-041 400 INJP, ⇒CH-NO 8T-8-041 400 INJP, CH-NO 8T-8-041 401⇒ INJP, CH-NO 8T-8-041 401⇒	6PK2415 6PK2460 6PK2498
3.2 FSI quattro	09/09-	CALA	195	3197		ALT	6PK2404
S5 quattro	01/10-	CAKA, CGWC	245	2995		ALT	6PK2445
<b>A6 (4A, C4)</b>							
1.8	12/95-10/97	ADR	92	1781	CT919 CT919K1 CT919K2 CT919K4	WP AC ALT, PS CA CA CA CA CA	11,0X528Ld 4PK855 5PK1300
1.8 quattro	12/95-10/97	ADR	92	1781	CT919 CT919K1 CT919K2 CT919K4	WP AC ALT, PS CA CA CA CA	11,0X528Ld 4PK855 5PK1300
1.9 TDI	06/94-10/97	IZ, AHU	66	1896		PS, WP	11,9X903Ld





<b>AUDI</b>							
<b>A6 (4A, C4)</b>							
						ALT, (AC) ALT, (-AC) ONLY WITH VD1084	6PK1173 6PK890 MS13 VD1084
					<b>CT867</b> <b>CT867K4</b>	CA CA	
2.0	08/95-07/96	ADW	79	1984		ALT PS AC	4PK855 AVX10X910 AVX13X800
					<b>CT630</b> <b>CT630K4</b>	CA CA	
	06/94-10/97	AAE	74			ALT PS AC	4PK855 AVX10X913 AVX13X800
					<b>CT630</b> <b>CT630K2</b> <b>CT630K4</b>	CA CA, ⇨CH-NO 4A-S-060 808 CA, CH-NO 4A-S-060 809⇨	
		ABK	85			ALT, WP PS AC	4PK855 AVX10X910 AVX13X800
					<b>CT630</b> <b>CT630K2</b> <b>CT630K4</b>	CA CA, ⇨CH-NO 4A-S-060 808 CA, CH-NO 4A-S-060 809⇨	
2.0 16V	06/94-10/97	ACE	103	1984		ALT PS AC	4PK890 AVX10X913 AVX13X800
					<b>CT869</b> <b>CT869K1</b>	CA CA, ⇨MTR-NO 017 139	
2.0 16V quattro	06/94-10/97	ACE	103	1984		ALT PS AC	4PK890 AVX10X913 AVX13X800
					<b>CT869</b> <b>CT869K1</b>	CA CA, ⇨MTR-NO 017 139	
2.3	06/94-12/95	AAR	98	2309		ALT ALT, AC	6PK1293 6PK1693
					<b>CT926</b> <b>CT926K1</b>	CA CA	
2.3 quattro	06/94-12/95	AAR	98	2309		ALT ALT, AC	6PK1293 6PK1693
					<b>CT926</b> <b>CT926K1</b>	CA CA	
2.5 TDI	08/94-10/97	AEL	103	2461		ALT, WP, PS ALT, WP, PS ALT, WP, AC, PS ONLY WITH VD1002 ONLY WITH VD1002	6PK1345 6PK1345D1 6PK1725 MS10 MS42 VD1002
					<b>CT791</b> <b>CT791K1</b> <b>CT939</b> <b>CT939K2</b> <b>CT939WP2</b>	INJP INJP CA CA CA	
	06/94-10/97	AAT	85			ALT, WP, PS ALT, WP, PS ALT, WP, AC, PS ONLY WITH VD1002 ONLY WITH VD1002	6PK1345 6PK1345D1 6PK1725 MS10 MS42 VD1002
					<b>CT791</b> <b>CT791K1</b> <b>CT939</b> <b>CT939K2</b> <b>CT939WP2</b>	INJP INJP CA CA CA	
	01/95-10/97		84			ALT, WP, PS ALT, WP, AC, PS ONLY WITH VD1002	6PK1345 6PK1725 MS42 VD1002
					<b>CT791</b> <b>CT791K1</b> <b>CT939</b> <b>CT939K2</b> <b>CT939WP2</b>	INJP INJP CA CA CA	
2.5 TDI quattro	10/95-10/97	AEL	103	2461		ALT, WP, PS ALT, WP, AC, PS ONLY WITH VD1002	6PK1345 6PK1725 MS42 VD1002
					<b>CT791</b> <b>CT791K1</b>	INJP INJP	

**AUDI**



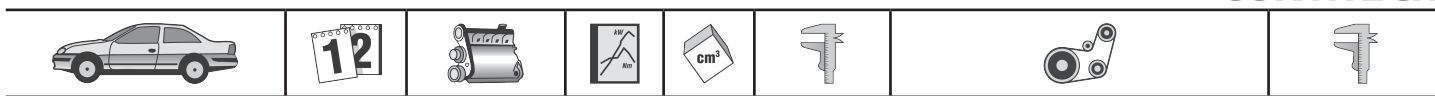

AUDI

**AUDI**

A6 (4A, C4)

					<b>CT939</b> CA <b>CT939K2</b> CA <b>CT939WP2</b> CA	
2.6	06/94-10/97	ABC	110	2598		ALT, (-AC), CH-NO 4A-S-020 001⇒ <b>6PK1635</b> ALT, (-AC), CH-NO 4A-S-026715⇒, <b>6PK1635</b> (quattro) ALT, (-AC), ⇒CH-NO 4A-S-020 000 <b>6PK1675</b> ALT, (-AC), ⇒CH-NO 4A-S-026 714, <b>6PK1675</b> (quattro) ALT, (AC), CH-NO 4A-S-020 001⇒, ⇒CH- <b>6PK1863</b> NO 4A-T-046 054 ALT, (AC), CH-NO 4A-S-026 715⇒, ⇒CH- <b>6PK1863</b> NO 4A-T-050 000, (quattro) ALT, (AC), CH-NO 4A-T-046 055⇒ <b>6PK1873</b> ALT, (AC), CH-NO 4A-T-050 001⇒, <b>6PK1873</b> (quattro) ALT, (AC), ⇒CH-NO 4A-S-020 000 <b>6PK1905</b> ALT, (AC), ⇒CH-NO 4A-S-026 714, <b>6PK1905</b> (quattro)
		ACZ	102		<b>CT726</b> CA <b>CT726K1</b> CA, ⇒CH-NO 4A-S-026 714 <b>CT726K2</b> CA, CH-NO 4A-S-026 715⇒ <b>CT726WP2</b> CA, CH-NO 4A-S-026 715⇒	
						ALT, (-AC), CH-NO 4A-S-020 001⇒ <b>6PK1635</b> ALT, (-AC), CH-NO 4A-S-026715⇒, <b>6PK1635</b> (quattro) ALT, (-AC), ⇒CH-NO 4A-S-020 000 <b>6PK1675</b> ALT, (-AC), ⇒CH-NO 4A-S-026 714, <b>6PK1675</b> (quattro) ALT, (AC), CH-NO 4A-S-020 001⇒, ⇒CH- <b>6PK1863</b> NO 4A-T-046 054 ALT, (AC), CH-NO 4A-S-026 715⇒, ⇒CH- <b>6PK1863</b> NO 4A-T-050 000, (quattro) ALT, (AC), CH-NO 4A-T-046 055⇒ <b>6PK1873</b> ALT, (AC), CH-NO 4A-T-050 001⇒, <b>6PK1873</b> (quattro) ALT, (AC), ⇒CH-NO 4A-S-020 000 <b>6PK1905</b> ALT, (AC), ⇒CH-NO 4A-S-026 714, <b>6PK1905</b> (quattro)
2.6 quattro	06/94-10/97	ABC	110	2598		ALT, (-AC), CH-NO 4A-S-020 001⇒ <b>6PK1635</b> ALT, (-AC), CH-NO 4A-S-026715⇒, <b>6PK1635</b> (quattro) ALT, (-AC), ⇒CH-NO 4A-S-020 000 <b>6PK1675</b> ALT, (-AC), ⇒CH-NO 4A-S-026 714, <b>6PK1675</b> (quattro) ALT, (AC), CH-NO 4A-S-020 001⇒, ⇒CH- <b>6PK1863</b> NO 4A-T-046 054 ALT, (AC), CH-NO 4A-S-026 715⇒, ⇒CH- <b>6PK1863</b> NO 4A-T-050 000, (quattro) ALT, (AC), CH-NO 4A-T-046 055⇒ <b>6PK1873</b> ALT, (AC), CH-NO 4A-T-050 001⇒, <b>6PK1873</b> (quattro) ALT, (AC), ⇒CH-NO 4A-S-020 000 <b>6PK1905</b> ALT, (AC), ⇒CH-NO 4A-S-026 714, <b>6PK1905</b> (quattro)
					<b>CT726</b> CA <b>CT726K1</b> CA, ⇒CH-NO 4A-S-026 714 <b>CT726K2</b> CA, CH-NO 4A-S-026 715⇒ <b>CT726WP2</b> CA, CH-NO 4A-S-026 715⇒	
2.8	06/94-10/97	AAH, AFC, AEJ	128	2771		ALT, (-AC), CH-NO 4A-S-020 001⇒ <b>6PK1635</b> ALT, (-AC), CH-NO 4A-S-026715⇒, <b>6PK1635</b> (quattro) ALT, (-AC), ⇒CH-NO 4A-S-020 000 <b>6PK1675</b> ALT, (-AC), ⇒CH-NO 4A-S-026 714, <b>6PK1675</b> (quattro) ALT, (AC), CH-NO 4A-S-020 001⇒, ⇒CH- <b>6PK1863</b> NO 4A-T-046 054 ALT, (AC), CH-NO 4A-S-026 715⇒, ⇒CH- <b>6PK1863</b> NO 4A-T-050 000, (quattro) ALT, (AC), CH-NO 4A-T-046 055⇒ <b>6PK1873</b> ALT, (AC), CH-NO 4A-T-050 001⇒, <b>6PK1873</b> (quattro) ALT, (AC), ⇒CH-NO 4A-S-020 000 <b>6PK1905</b> ALT, (AC), ⇒CH-NO 4A-S-026 714, <b>6PK1905</b> (quattro)





<b>AUDI</b>						
<b>A6 (4A, C4)</b>						
					(quattro) <b>CT726</b> CA <b>CT726K1</b> CA, ⇒CH-NO 4A-S-026 714 <b>CT726K2</b> CA, CH-NO 4A-S-026 715⇒ <b>CT726WP2</b> CA, CH-NO 4A-S-026 715⇒	
	12/95-10/97	ACK	142		<b>CT920</b> ALT, PS, (-AC) <b>CT920K4</b> ALT, PS, FAN, (VISCO) ALT, PS, AC, ⇒CH-NO 4A-T-049217 ALT, PS, AC, CH-NO 4A-T-049218⇒ CA CA	<b>6PK1635</b> <b>6PK1760</b> <b>6PK1873</b> <b>6PK1880</b>
2.8 quattro	06/94-10/97	AAH, AEJ	128	2771	ALT, (-AC), CH-NO 4A-S-020 001⇒ ALT, (-AC), CH-NO 4A-S-026715⇒, (quattro) ALT, (-AC), ⇒CH-NO 4A-S-020 000 ALT, (-AC), ⇒CH-NO 4A-S-026 714, (quattro) ALT, (AC), CH-NO 4A-S-020 001⇒, ⇒CH- NO 4A-T-046 054 ALT, (AC), CH-NO 4A-S-026 715⇒, ⇒CH- NO 4A-T-050 000, (quattro) ALT, (AC), CH-NO 4A-T-046 055⇒ ALT, (AC), CH-NO 4A-T-050 001⇒, (quattro) ALT, (AC), ⇒CH-NO 4A-S-020 000 ALT, (AC), ⇒CH-NO 4A-S-026 714, (quattro) <b>CT726</b> CA <b>CT726K1</b> CA, ⇒CH-NO 4A-S-026 714 <b>CT726K2</b> CA, CH-NO 4A-S-026 715⇒ <b>CT726WP2</b> CA, CH-NO 4A-S-026 715⇒	<b>6PK1635</b> <b>6PK1635</b> <b>6PK1675</b> <b>6PK1675</b> <b>6PK1863</b> <b>6PK1863</b> <b>6PK1873</b> <b>6PK1873</b> <b>6PK1905</b> <b>6PK1905</b>
	12/95-10/97	ACK	142		ALT, PS, (-AC) ALT, PS, FAN, (VISCO) ALT, PS, AC, ⇒CH-NO 4A-T-049217 ALT, PS, AC, CH-NO 4A-T-049218⇒ CA CA	<b>6PK1635</b> <b>6PK1760</b> <b>6PK1873</b> <b>6PK1880</b>
S6 4.2 quattro	06/94-10/97	AEC	213	4172	<b>CT920</b> ALT <b>CT920K4</b> CA CA	<b>6PK2615</b>
S6 Plus quattro	04/96-10/97	AHK	240	4172	<b>CT727</b> ALT, PS, AC CA	<b>6PK2615</b>
S6 Turbo quattro	06/94-10/97	AAN	169	2226	<b>CT515</b> ALT, (-AC) ALT, (AC) CA	<b>6PK1293</b> <b>6PK1693</b>
<b>A6 (4B, C5)</b>						
1.8	05/97-01/05	AFY	85	1781	<b>CT919</b> PS <b>CT919K1</b> AC <b>CT919K2</b> ALT <b>CT919K4</b> ALT, (MANL), CH-NO 4B-X-000 001⇒, (Bosch), FOR ALT: 120A, OE-NO 06B903016B CA CA CA, CH-NO 4B-X-140 001⇒ CA	<b>11,0X528Ld</b> <b>4PK855</b> <b>5PK1300</b> <b>AP9007</b>
	07/97-01/05	AJP, AQE, ARH, ANQ	92		<b>CT909</b> PS <b>CT909K6</b> AC <b>CT909K7</b> ALT ALT, (MANL), CH-NO 4B-X-000 001⇒, (Bosch), FOR ALT: 120A, OE-NO 06B903016B CA CA CA	<b>11,0X528Ld</b> <b>4PK855</b> <b>5PK1300</b> <b>AP9007</b>
1.8 T	12/97-01/05	AJL	132	1781	<b>CT919</b> WP <b>CT919K1</b> AC <b>CT919K2</b> ALT, PS <b>CT919K4</b> ALT, (MANL), CH-NO 4B-X-000 001⇒, (Bosch), FOR ALT: 120A, OE-NO 06B903016B CA CA CA, CH-NO 4B-X-140 001⇒ CA	<b>11,0X528Ld</b> <b>4PK855</b> <b>5PK1300</b> <b>AP9007</b>
	01/97-01/05	AEB, ARK, ANB, APU, AWT, AWL	110		MTR-CODE: AEB, ARK, ANB, APU, WP AC ALT, PS MTR-CODE: AWT, ALT, (Valeo), FOR ALT:	<b>11,0X528Ld</b> <b>4PK855</b> <b>5PK1300</b> <b>AP9002</b>

**AUDI**



AUDI

**AUDI**

A6 (4B, C5)

						<p>120A, OE-NO 06B903016E ALT, (MANL), CH-NO 4B-X-000 001⇒, (Bosch), FOR ALT: 120A, OE-NO 06B903016B CA, WP, MTR-CODE: AWT CA, WP, MTR-CODE: AWT, MODEL '02⇒ CA, WP, MTR-CODE: AWT, ⇒MODEL '01 CA, WP, MTR-CODE: AWT, ⇒MODEL '01 CA, MTR-CODE: AWT, ⇒MODEL '01 CA, MTR-CODE: AWT, MODEL '02⇒ CA, MTR-CODE: AEB, ANB, APU, ARK CA, MTR-CODE: AEB, ARK, ANB, APU CA, MTR-CODE: AEB, ARK, ANB, APU, CH-NO 4B-X-140 001⇒ CA, MTR-CODE: AEB, ARK, ANB, APU</p>	<p><b>AP9007</b></p>
1.8 T quattro	12/97-01/05	AJL	132	1781	<p>WP AC ALT, PS ALT, (MANL), CH-NO 4B-X-000 001⇒, (Bosch), FOR ALT: 120A, OE-NO 06B903016B CA CA CA, CH-NO 4B-X-140 001⇒ CA</p>	<p><b>11,0X528Ld</b> <b>4PK855</b> <b>5PK1300</b> <b>AP9007</b></p>	
	02/97-01/05	AEB, ARK, ANB, APU, AWT	110		<p>MTR-CODE: AEB, ARK, ANB, APU, WP AC ALT, PS MTR-CODE: AWT, ALT, (Valeo), FOR ALT: 120A, OE-NO 06B903016E ALT, (MANL), CH-NO 4B-X-000 001⇒, (Bosch), FOR ALT: 120A, OE-NO 06B903016B CA, WP, MTR-CODE: AWT CA, WP, MTR-CODE: AWT, MODEL '02⇒ CA, WP, MTR-CODE: AWT, ⇒MODEL '01 CA, WP, MTR-CODE: AWT, ⇒MODEL '01 CA, MTR-CODE: AWT, ⇒MODEL '01 CA, MTR-CODE: AWT, MODEL '02⇒ CA, MTR-CODE: AEB, ANB, APU, ARK CA, MTR-CODE: AEB, ARK, ANB, APU CA, MTR-CODE: AEB, ARK, ANB, APU, CH-NO 4B-X-140 001⇒ CA, MTR-CODE: AEB, ARK, ANB, APU</p>	<p><b>11,0X528Ld</b> <b>4PK855</b> <b>5PK1300</b> <b>AP9002</b> <b>AP9007</b></p>	
1.9 TDI	07/00-01/05	AJM	85	1896	<p>AC, MTR-CODE: AJM ALT, MTR-CODE: AJM ONLY WITH VD1090 ALT, (Bosch), FOR ALT: 120A, OE-NO 028 903 031 ALT, (Valeo), FOR ALT: 120A, OE-NO 028 903 031 A CA CA CA CA</p>	<p><b>4PK855</b> <b>5PK1432</b> <b>MS17</b> <b>AP9002</b> <b>AP9002</b> <b>VD1090</b></p>	
	08/01-01/05	AVF, AWX	96		<p>AC ALT, PS ONLY WITH VD1090 ALT, (Bosch), FOR ALT: 140A, OE-NO 028 903 029 Q ALT, (Valeo), FOR ALT: 140A, OE-NO 028 903 029 R MTR-CODE: AWX, AVF, CA, WP MTR-CODE: AWX, AVF, CA, WP, ⇒CH-NO 4B-2-120 000 MTR-CODE: AWX, AVF, CA, WP, CH-NO 4B-2-120 001⇒ MTR-CODE: AWX, AVF, CA, WP, ⇒CH-NO 4B-2-120 000 MTR-CODE: AWX, AVF, CA, WP, CH-NO 4B-2-120 001⇒, ⇒CH-NO 4B-2-125 000 MTR-CODE: AWX, AVF, CA, WP, CH-NO 4B-2-125 001⇒ MTR-CODE: AWX, AVF, CA, WP, ⇒CH-NO 4B-2-120 000</p>	<p><b>4PK841</b> <b>5PK1432</b> <b>MS17</b> <b>AP9002</b> <b>AP9002</b> <b>VD1090</b></p>	
	04/97-10/00	AFN, AVG	81		AC	<b>4PK855</b>	





<b>AUDI</b>						
<b>A6 (4B, C5)</b>						
					ALT, FAN, PS ALT, (Bosch), FOR ALT: 120A, OE-NO 028 903 029 B ALT, (Valeo), FOR ALT: 120A, OE-NO 028 903 029 E ALT, ⇨CH-NO 4B-W-220 000, (Bosch), FOR ALT: 120A, OE-NO 028 903 028 CA CA	<b>5PK1592</b> <b>AP9002</b> <b>AP9002</b> <b>AP9032</b>
2.0	08/01-01/05	ALT	96	1984	<b>CT867</b> <b>CT867K4</b> ALT ALT, (Bosch), FOR ALT: 120A, OE-NO 06B903016P, FOR ALT: 140A, OE-NO 06B903016AB, FOR ALT: 150A, OE-NO 06B903016Q CA CA <b>CT909</b> <b>CT909K10</b> <b>CT909WP3</b> CA, MTR-CODE: ALT	<b>6PK1590</b> <b>AP9009</b>  <b>VD1107</b>
2.4	07/98-01/05	ALW, ARN, ASM	100	2393	<b>CT920</b> <b>CT920K1</b> <b>CT920K2</b> <b>CT920WP3</b> ALT, PS, (-AC) ALT, PS, AC CA CA CA	<b>6PK1760</b> <b>6PK1880</b>
	02/97-01/05	APC	115		<b>CT920</b> <b>CT920K1</b> <b>CT920K2</b> <b>CT920WP3</b> ALT, PS, (-AC) ALT, PS, AC CA CA CA CA	<b>6PK1760</b> <b>6PK1880</b>
	08/01-01/05	BDV	125		<b>CT920</b> <b>CT920K1</b> <b>CT920K2</b> <b>CT920WP3</b> ALT, PS, (-AC) ALT, PS, AC CA CA CA CA	<b>6PK1760</b> <b>6PK1880</b>
	02/97-01/05	AJG, APZ, AMM	120		<b>CT920</b> <b>CT920K1</b> <b>CT920K2</b> <b>CT920WP3</b> ALT, PS, (-AC) ALT, PS, AC CA CA CA CA	<b>6PK1760</b> <b>6PK1880</b>
		AGA, ALF, AML, APS, ARJ	121		<b>CT920</b> <b>CT920K1</b> <b>CT920K2</b> <b>CT920WP3</b> ALT, PS, (-AC) ALT, PS, AC CA CA CA CA	<b>6PK1760</b> <b>6PK1880</b>
2.4 quattro	08/01-01/05	BDV	125	2393	<b>CT920</b> <b>CT920K1</b> <b>CT920K2</b> <b>CT920WP3</b> ALT, PS, (-AC) ALT, PS, AC CA CA CA CA	<b>6PK1760</b> <b>6PK1880</b>
	02/97-01/05	AJG, APZ	120		<b>CT920</b> <b>CT920K1</b> <b>CT920K2</b> <b>CT920WP3</b> ALT, PS, (-AC) ALT, PS, AC CA CA CA CA	<b>6PK1760</b> <b>6PK1880</b>
	08/98-07/99	APC	115		<b>CT920</b> <b>CT920K1</b> <b>CT920K2</b> <b>CT920WP3</b> ALT, PS, (-AC) ALT, PS, AC CA CA CA CA	<b>6PK1760</b> <b>6PK1880</b>
	02/97-01/05	AGA, ALF, AML, APS, ARJ	121		<b>CT920</b> <b>CT920K1</b> <b>CT920K2</b> <b>CT920WP3</b> ALT, PS, (-AC) ALT, PS, AC CA CA CA CA	<b>6PK1760</b> <b>6PK1880</b>
2.5 TDI	02/00-01/05	AKE, BAU, BDH, BND	132	2496	<b>CT920</b> <b>CT920K1</b> <b>CT920K2</b> <b>CT920WP3</b> AC, 01/2002⇨ AC, ⇨12/2001 ALT, PS ALT, PS, AC, ⇨12/2001 ALT, PS, AC, 01/2002⇨ ONLY WITH VD1032	<b>4PK1217</b> <b>4PK1237</b> <b>6PK2404</b> <b>6PK2404D1</b> <b>6PK2404D2</b> <b>MS19</b>

**AUDI**




AUDI

**AUDI**

A6 (4B, C5)



					<p><b>CT1015</b> MTR-CODE: AKE, CH-NO 4B-Y-050 001⇨, CA</p> <p><b>CT1015</b> CA, MTR-CODE: BAU, BDH</p> <p><b>CT1015K1</b> CA, MTR-CODE: AKE, CH-NO 4B-Y-050 001⇨</p> <p><b>CT1015K1</b> CA, MTR-CODE: BAU, BDH</p> <p><b>CT1015K2</b> CA, MTR-CODE: AKE, CH-NO 4B-Y-050 001⇨</p> <p><b>CT1015K2</b> CA, MTR-CODE: BAU, BDH</p> <p><b>CT1015WP1</b> CA, MTR-CODE: AKE, CH-NO 4B-Y-050 001⇨</p> <p><b>CT1015WP1</b> CA, MTR-CODE: BAU, BDH</p> <p><b>CT1018</b> INJP, MTR-CODE: AKE, BAU, BDH</p> <p><b>CT1018K1</b> INJP, MTR-CODE: AKE, BAU, BDH</p>	<p><b>VD1032</b></p>	
08/01-01/05	AYM	114		<p><b>CT1015</b> CA</p> <p><b>CT1015K1</b> CA</p> <p><b>CT1015K2</b> CA</p> <p><b>CT1015WP1</b> CA</p> <p><b>CT1018</b> INJP</p> <p><b>CT1018K1</b> INJP</p>	<p>AC, 01/2002⇨</p> <p>AC, ⇨12/2001</p> <p>ALT, PS</p> <p>ALT, PS, AC, 01/2002⇨</p> <p>ONLY WITH VD1032</p>	<p><b>4PK1217</b></p> <p><b>4PK1237</b></p> <p><b>6PK2404</b></p> <p><b>6PK2404D2</b></p> <p><b>MS19</b></p> <p><b>VD1032</b></p>	
07/02-01/05	BFC, BCZ, BDG	120		<p><b>CT1015</b> CA</p> <p><b>CT1015K1</b> CA</p> <p><b>CT1015K2</b> CA</p> <p><b>CT1015WP1</b> CA</p> <p><b>CT1018</b> INJP</p> <p><b>CT1018K1</b> INJP</p>	<p>AC</p> <p>ALT, PS</p> <p>ALT, PS, AC</p> <p>ONLY WITH VD1032</p>	<p><b>4PK1217</b></p> <p><b>6PK2404</b></p> <p><b>6PK2404D2</b></p> <p><b>MS19</b></p> <p><b>VD1032</b></p>	
07/97-01/05	AFB, AKN	110		<p><b>CT1015</b> CA</p> <p><b>CT1015K1</b> CA</p> <p><b>CT1015K2</b> CA</p> <p><b>CT1015WP1</b> CA, MTR-CODE: AKN, CH-NO 4B-X-037 001⇨</p> <p><b>CT1018</b> INJP</p> <p><b>CT1018K1</b> INJP</p>	<p>AC</p> <p>ALT, PS</p> <p>ALT, PS, AC</p> <p>ONLY WITH VD1032</p>	<p><b>4PK1237</b></p> <p><b>6PK2404</b></p> <p><b>6PK2404D1</b></p> <p><b>MS19</b></p> <p><b>VD1032</b></p>	
2.5 TDI quattro	02/00-01/05	AKE, BAU, BDH	132	2496	<p><b>CT1015</b> MTR-CODE: AKE, CH-NO 4B-Y-050 001⇨, CA</p> <p><b>CT1015</b> CA, MTR-CODE: BAU, BDH</p> <p><b>CT1015K1</b> CA, MTR-CODE: AKE, CH-NO 4B-Y-050 001⇨</p> <p><b>CT1015K1</b> CA, MTR-CODE: BAU, BDH</p> <p><b>CT1015K2</b> CA, MTR-CODE: AKE, CH-NO 4B-Y-050 001⇨</p> <p><b>CT1015K2</b> CA, MTR-CODE: BAU, BDH</p> <p><b>CT1015WP1</b> CA, MTR-CODE: AKE, CH-NO 4B-Y-050 001⇨</p> <p><b>CT1015WP1</b> CA, MTR-CODE: BAU, BDH</p> <p><b>CT1018</b> INJP, MTR-CODE: AKE, BAU, BDH</p> <p><b>CT1018K1</b> INJP, MTR-CODE: AKE, BAU, BDH</p>	<p>AC, 01/2002⇨</p> <p>AC, ⇨12/2001</p> <p>ALT, PS</p> <p>ALT, PS, AC, ⇨12/2001</p> <p>ALT, PS, AC, 01/2002⇨</p> <p>ONLY WITH VD1032</p>	<p><b>4PK1217</b></p> <p><b>4PK1237</b></p> <p><b>6PK2404</b></p> <p><b>6PK2404D1</b></p> <p><b>6PK2404D2</b></p> <p><b>MS19</b></p> <p><b>VD1032</b></p>
	07/97-01/05	AFB, AKN	110		<p><b>CT1015</b> CA</p> <p><b>CT1015K1</b> CA</p>	<p>AC</p> <p>ALT, PS</p> <p>ALT, PS, AC</p> <p>ONLY WITH VD1032</p>	<p><b>4PK1237</b></p> <p><b>6PK2404</b></p> <p><b>6PK2404D1</b></p> <p><b>MS19</b></p> <p><b>VD1032</b></p>





<b>AUDI</b>						
<b>A6 (4B, C5)</b>						
					<b>CT1015K2</b> CA <b>CT1015WP1</b> CA, MTR-CODE: AKN, CH-NO 4B-X-037 001⇒ <b>CT1018</b> INJP <b>CT1018K1</b> INJP	
2.7	05/01-07/04	APB, BEL	187	2671	<b>CT920</b> ALT, (-AC) <b>CT920K1</b> ALT, (AC) <b>CT920K2</b> CA CA CA CA	<b>6PK1733</b> <b>6PK1856</b>
2.7 quattro	05/01-07/04	APB, BEL	187	2671	<b>CT920</b> ALT, (-AC) <b>CT920K1</b> ALT, (AC) <b>CT920K2</b> CA CA CA CA	<b>6PK1733</b> <b>6PK1856</b>
	11/03-07/04	BEL	195		<b>CT920</b> ALT, (-AC) <b>CT920K1</b> ALT, (AC) <b>CT920K2</b> CA CA CA CA	<b>6PK1733</b> <b>6PK1856</b>
2.7 T	02/99-01/05	AJK	169	2671	<b>CT920</b> ALT, PS, (-AC) <b>CT920K1</b> ALT, PS, AC <b>CT920K2</b> CA CA CA CA	<b>6PK1733</b> <b>6PK1856</b>
2.7 T quattro	08/01-01/05	ARE, BES	184	2671	<b>CT920</b> ALT, PS, (-AC) <b>CT920K1</b> ALT, PS, AC <b>CT920K2</b> CA CA CA CA	<b>6PK1733</b> <b>6PK1856</b>
	12/97-01/05	AJK	169		<b>CT920</b> ALT, PS, (-AC) <b>CT920K1</b> ALT, PS, AC <b>CT920K2</b> CA CA CA CA	<b>6PK1733</b> <b>6PK1856</b>
2.8	10/97-05/00	AGE	132	2771	<b>CT920</b> ALT, (-AC) <b>CT920K1</b> ALT, (AC) <b>CT920K2</b> CA <b>CT920K2</b> CA <b>CT920WP3</b> CA CA	<b>6PK1760</b> <b>6PK1880</b>
	07/99-01/05	ATX, BBG	140		<b>CT920</b> ALT, PS, FAN, (-AC) <b>CT920K1</b> ALT, PS, FAN, (AC) <b>CT920K2</b> CA <b>CT920WP3</b> CA CA CA CA	<b>6PK1760</b> <b>6PK1880</b>
	02/97-01/05	ACK, ALG, AMX, APR, AQD	142		<b>CT920</b> ALT, (-AC) <b>CT920K1</b> ALT, (AC) <b>CT920K1</b> CA <b>CT920K2</b> CA, MTR-CODE: ALG, AMX, APR, AQD <b>CT920K2</b> CA, MTR-CODE: ACK, MODEL '98⇒ <b>CT920K4</b> CA, MTR-CODE: ALG, AMX, APR, AQD <b>CT920WP3</b> CA, MTR-CODE: ACK, MODEL '98⇒ <b>CT920WP3</b> CA, MTR-CODE: ALG, AMX, APR, AQD <b>CT920WP3</b> CA, MTR-CODE: ACK, MODEL '98⇒	<b>6PK1760</b> <b>6PK1880</b>
2.8 quattro	01/98-04/00	AGE	132	2771	<b>CT920</b> ALT, (-AC) <b>CT920K1</b> ALT, (AC) <b>CT920K2</b> CA <b>CT920WP3</b> CA CA CA CA	<b>6PK1760</b> <b>6PK1880</b>
	07/99-05/01	ATX	140		<b>CT920</b> ALT, (-AC) <b>CT920K1</b> ALT, (AC) <b>CT920K2</b> CA <b>CT920WP3</b> CA CA CA CA	<b>6PK1760</b> <b>6PK1880</b>
	02/97-01/05	ACK, ALG, AMX, APR, AQD	142		<b>CT920</b> ALT, (-AC) <b>CT920K1</b> ALT, (AC) <b>CT920K1</b> CA <b>CT920K2</b> CA, MTR-CODE: ALG, AMX, APR, AQD <b>CT920K2</b> CA, MTR-CODE: ACK, MODEL '98⇒ <b>CT920K4</b> CA, MTR-CODE: ALG, AMX, APR, AQD <b>CT920WP3</b> CA, MTR-CODE: ACK, MODEL '98⇒	<b>6PK1760</b> <b>6PK1880</b>

**AUDI**






**AUDI**

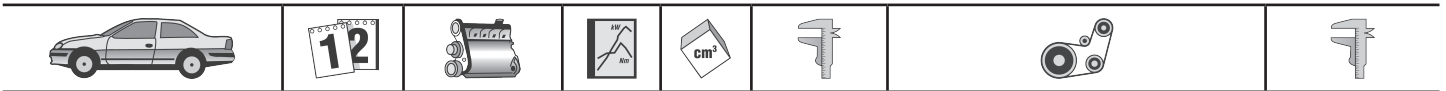
**A6 (4B, C5)**

3.0	08/01-01/05	ASN	162	2976	CT920WP3 CT1068 CT1068K1 CT1068K2	CA, MTR-CODE: ACK, MODEL '98⇒ ALT CA CA CA	6PK1880
3.0 quattro	08/01-01/05	ASN	162	2976	CT1068 CT1068K1 CT1068K2	ALT CA CA CA	6PK1880
	06/01-07/04	BBJ	160		CT1068 CT1068K1 CT1068K2	ALT CA CA CA	6PK1880
3.7	03/99-01/05	AQG	191	3697	CT920 CT920K3	ALT MTR-CODE: AKC, AQG, CA, WP MTR-CODE: AKC, AQG, CA, WP, CH-NO 4D-Y-016 501⇒	6PK2650
3.7 quattro	03/99-01/05	AQG	191	3697	CT920 CT920K5 CT920K6 CT920WP2	ALT MTR-CODE: AKC, AQG, CA, WP MTR-CODE: AKC, AQG, CA, WP, CH-NO 4B-Y-085 001⇒ MTR-CODE: AKC, AQG, CA, WP, ⇒CH-NO 4B-Y-085 000 MTR-CODE: AKC, AQG, CH-NO 4B-Y-085 001⇒, CA, WP	6PK2650
4.2 quattro	11/98-01/05	ARS, AWN, ASG	220	4172	CT920 CT920K5 CT920K6 CT920WP2	ALT, MTR-CODE: ARS, ASG MTR-CODE: ARS, ASG, CA, WP MTR-CODE: ARS, ASG, CA, WP, CH-NO 4B-Y-085 001⇒ MTR-CODE: ARS, ASG, CA, WP, ⇒CH-NO 4B-Y-085 000 MTR-CODE: ARS, ASG, CH-NO 4B-Y-085 001⇒, CA, WP	6PK2650
RS6 quattro	07/02-01/05	BCY	331	4172	CT920 CT920K5 CT920WP2	ALT MTR-CODE: BCY, CA, WP MTR-CODE: BCY, CA, WP MTR-CODE: BCY, CA, WP	6PK2680
S6 quattro	09/99-01/05	ANK, AQJ	250	4172	CT920 CT920K5 CT920K6 CT920WP2	ALT MTR-CODE: AQJ, ANK, CA, WP MTR-CODE: AQJ, ANK, CA, WP, CH-NO 4B-Y-085 001⇒ MTR-CODE: AQJ, ANK, CA, WP, ⇒CH-NO 4B-Y-085 000 MTR-CODE: AQJ, ANK, CA, WP, CH-NO 4B-Y-085 001⇒	6PK2680

**A6 (4F2, C6)  
2.0 TDI**

	07/04-10/08	BLB, BRE	103	1968	CT1051 CT1051K1 CT1051WP1	MTR-CODE: BRE, BLB, ALT, PS, (AC) MTR-CODE: BRE, BLB, ALT, PS, (AC) ONLY WITH VD1076 ALT, (Valeo), FOR ALT: 180A, OE-NO 03G903016A MTR-CODE: BRE, BLB, CA, WP MTR-CODE: BRE, BLB, CA, WP MTR-CODE: BRE, BLB, CA, WP	6PK1613 6PK1613D1 MS18 AP9001 VD1076
	07/04-03/11	BNA, BRF, CAGB	100		CT1051 CT1051K1 CT1051WP1 CT1134 CT1134K1 CT1134WP1	MTR-CODE: CAGA, CAGB, ALT ALT, MTR-CODE: BRF, BNA MTR-CODE: BRF, BNA, ALT ONLY WITH VD1076 ALT, (Valeo), FOR ALT: 180A, OE-NO 03G903016A, MTR-CODE: BNA, BRF ALT, (Bosch), FOR ALT: 180A, OE-NO 03G903023L, MTR-CODE: CAGB MTR-CODE: BRF, BNA MTR-CODE: CAGB, ⇒08/2009 MTR-CODE: CAGB, 03/2010⇒ CA, MTR-CODE: BRF, BNA CA, MTR-CODE: BRF, BNA CA, MTR-CODE: BRF, BNA MTR-CODE: CAGA, CAGB, CA MTR-CODE: CAGA, CAGB, CA MTR-CODE: CAGA, CAGB, CA, WP	6PK1580 6PK1613 6PK1613D1 MS18 AP9001 AP9022 VD1076 VD1076 VD1076
	09/05-06/06	BVG	89			MTR-CODE: BVG, ALT, (AC) MTR-CODE: BVG, ALT, (AC) ONLY WITH VD1076 ALT, (Valeo), FOR ALT: 180A, OE-NO 03G903016A	6PK1613 6PK1613D1 MS18 AP9001 VD1076





# AUDI

A6 (4F2, C6)

					<b>CT1051</b> <b>CT1051K1</b> <b>CT1051WP1</b>	MTR-CODE: BVG, CA, WP MTR-CODE: BVG, CA, WP MTR-CODE: BVG, CA, WP	
	11/08-03/11	CAHA	125			MTR-CODE: CAHA, CAHB, ALT, (AC) ONLY WITH VD1076 ALT, (Bosch), FOR ALT: 180A, OE-NO 03G903023L MTR-CODE: CAHA, CAHB, ⇒08/2009 MTR-CODE: CAHA, CAHB, 03/2010⇒	<b>6PK1580</b> <b>MS18</b> <b>AP9022</b>  <b>VD1076</b> <b>VD1076</b>
					<b>CT1134</b> <b>CT1134K1</b> <b>CT1134WP1</b>	MTR-CODE: CAHA, CAHB, CA MTR-CODE: CAHA, CAHB, CA MTR-CODE: CAHA, CAHB, CA, WP	
	04/09-03/11	CAHB	120			MTR-CODE: CAHA, CAHB, ALT, (AC) ONLY WITH VD1076 ALT, (Bosch), FOR ALT: 180A, OE-NO 03G903023L MTR-CODE: CAHA, CAHB, ⇒08/2009 MTR-CODE: CAHA, CAHB, 03/2010⇒ MTR-CODE: CAHA, CAHB, CA MTR-CODE: CAHA, CAHB, CA MTR-CODE: CAHA, CAHB, CA, WP	<b>6PK1580</b> <b>MS18</b> <b>AP9022</b>  <b>VD1076</b> <b>VD1076</b>
2.0 TFSI	06/05-03/11	BPJ, BYK	125	1984		MTR-CODE: BPJ, BYK, ALT ALT, (Valeo), FOR ALT: 150A, OE-NO 06E903016D, 06D903016D MTR-CODE: BPJ, BYK, CA, WP MTR-CODE: BPJ, BYK, CA, WP	<b>6PK1570</b> <b>AP9009</b>
2.4	05/04-10/08	BDW	130	2393		ALT, PS, AC	<b>6PK2415</b>
2.4 quattro	01/05-10/08	BDW	130	2393		ALT	<b>6PK2415</b>
2.7 TDI	11/04-10/08	BPP	132	2698		ALT, PS, AC, NOTCHBACK, ⇒CH-NO 4F-5-140 000 ALT, PS, AC, ESTATE, ⇒CH-NO 4F-6-017 400 ALT, PS, AC, CH-NO 4F-6-172 454⇒, ⇒CH-NO 4F-7-029 698, (MANL) ALT, PS, AC, ⇒CH-NO 4F-7-029 698, (CVT-AUTOM) ALT, PS, AC, CH-NO 4F-7-029 699⇒ ALT, PS, AC, NOTCHBACK, ⇒CH-NO 4F-5-140 000 ALT, PS, AC, ESTATE, ⇒CH-NO 4F-6-017 400 ALT, PS, AC, CH-NO 4F-6-172 454⇒, ⇒CH-NO 4F-7-029 698, (MANL) ALT, PS, AC, ⇒CH-NO 4F-7-029 698, (CVT-AUTOM) ALT, PS, AC, CH-NO 4F-7-029 699⇒ ALT, PS, AC, NOTCHBACK, (MANL), CH-NO 4F-5-140 001⇒, ⇒CH-NO 4F-6-172 453 ALT, PS, AC, NOTCHBACK, (AUTOM), CH-NO 4F-5-140 001⇒, ⇒CH-NO 4F-6-172 453 ALT, PS, AC, ESTATE, (MANL), CH-NO 4F-6-017 401⇒, ⇒CH-NO 4F-6-172 453 ALT, PS, AC, ESTATE, (AUTOM), CH-NO 4F-6-017 401⇒, ⇒CH-NO 4F-6-172 453 ALT, PS, AC, CH-NO 4F-6-172 454⇒, ⇒CH-NO 4F-7-029 698, (AUTOM) ALT, PS, AC, NOTCHBACK, (MANL), CH-NO 4F-5-140 001⇒, ⇒CH-NO 4F-6-172 453 ALT, PS, AC, NOTCHBACK, (AUTOM), CH-NO 4F-5-140 001⇒, ⇒CH-NO 4F-6-172 453 ALT, PS, AC, ESTATE, (MANL), CH-NO 4F-6-017 401⇒, ⇒CH-NO 4F-6-172 453 ALT, PS, AC, ESTATE, (AUTOM), CH-NO 4F-6-017 401⇒, ⇒CH-NO 4F-6-172 453 ALT, PS, AC, CH-NO 4F-6-172 454⇒, ⇒CH-NO 4F-7-029 698, (AUTOM) ONLY WITH VD1033 MTR-CODE: BPP	<b>6PK2460</b> <b>6PK2460</b> <b>6PK2460</b> <b>6PK2460</b> <b>6PK2460</b> <b>6PK2460</b> <b>6PK2460D1</b> <b>6PK2460D1</b> <b>6PK2460D1</b> <b>6PK2460D1</b> <b>6PK2460D1</b> <b>6PK2460D1</b> <b>6PK2490</b> <b>6PK2490</b> <b>6PK2490</b> <b>6PK2490D1</b> <b>6PK2490D1</b> <b>6PK2490D1</b> <b>6PK2490D1</b> <b>6PK2490D1</b> <b>MS25</b> <b>VD1033</b>
					<b>CT1094</b> <b>CT1094K1</b>	INJP INJP	
	11/04-03/11	BSG, CANB	120			MTR-CODE: BSG, ALT, PS, AC, NOTCHBACK, ⇒CH-NO 4F-5-140 000 MTR-CODE: BSG, ALT, PS, AC, ESTATE, ⇒CH-NO 4F-6-017 400	<b>6PK2460</b> <b>6PK2460</b>

AUDI



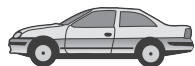
**AUDI**

**AUDI**

A6 (4F2, C6)

					<p>MTR-CODE: BSG, ALT, PS, AC, CH-NO 4F-6-172 454⇒, ⇒CH-NO 4F-7-029 698, (MANL) <b>6PK2460</b></p> <p>MTR-CODE: BSG, ALT, PS, AC, ⇒CH-NO 4F-7-029 698, (CVT-AUTOM) <b>6PK2460</b></p> <p>MTR-CODE: BSG, ALT, PS, AC, CH-NO 4F-7-029 699⇒ <b>6PK2460</b></p> <p>MTR-CODE: BSG, ALT, PS, AC, NOTCH BACK, ⇒CH-NO 4F-5-140 000 <b>6PK2460D1</b></p> <p>MTR-CODE: BSG, ALT, PS, AC, ESTATE, ⇒CH-NO 4F-6-017 400 <b>6PK2460D1</b></p> <p>MTR-CODE: BSG, ALT, PS, AC, CH-NO 4F-6-172 454⇒, ⇒CH-NO 4F-7-029 698, (MANL) <b>6PK2460D1</b></p> <p>MTR-CODE: BSG, ALT, PS, AC, ⇒CH-NO 4F-7-029 698, (CVT-AUTOM) <b>6PK2460D1</b></p> <p>MTR-CODE: BSG, ALT, PS, AC, CH-NO 4F-7-029 699⇒ <b>6PK2460D1</b></p> <p>MTR-CODE: BSG, ALT, PS, AC, NOTCH BACK, (MANL), CH-NO 4F-5-140 001⇒, ⇒CH-NO 4F-6-172 453 <b>6PK2490</b></p> <p>MTR-CODE: BSG, ALT, PS, AC, NOTCH BACK, (AUTOM), CH-NO 4F-5-140 001⇒, ⇒CH-NO 4F-6-172 453 <b>6PK2490</b></p> <p>MTR-CODE: BSG, ALT, PS, AC, ESTATE, (MANL), CH-NO 4F-6-017 401⇒, ⇒CH-NO 4F-6-172 453 <b>6PK2490</b></p> <p>MTR-CODE: BSG, ALT, PS, AC, ESTATE, (AUTOM), CH-NO 4F-6-017 401⇒, ⇒CH-NO 4F-6-172 453 <b>6PK2490</b></p> <p>MTR-CODE: BSG, ALT, PS, AC, CH-NO 4F-6-172 454⇒, ⇒CH-NO 4F-7-029 698, (AUTOM) <b>6PK2490D1</b></p> <p>MTR-CODE: BSG, ALT, PS, AC, NOTCH BACK, (MANL), CH-NO 4F-5-140 001⇒, ⇒CH-NO 4F-6-172 453 <b>6PK2490D1</b></p> <p>MTR-CODE: BSG, ALT, PS, AC, NOTCH BACK, (AUTOM), CH-NO 4F-5-140 001⇒, ⇒CH-NO 4F-6-172 453 <b>6PK2490D1</b></p> <p>MTR-CODE: BSG, ALT, PS, AC, ESTATE, (MANL), CH-NO 4F-6-017 401⇒, ⇒CH-NO 4F-6-172 453 <b>6PK2490D1</b></p> <p>MTR-CODE: BSG, ALT, PS, AC, ESTATE, (AUTOM), CH-NO 4F-6-017 401⇒, ⇒CH-NO 4F-6-172 453 <b>6PK2490D1</b></p> <p>MTR-CODE: BSG, ALT, PS, AC, CH-NO 4F-6-172 454⇒, ⇒CH-NO 4F-7-029 698, (AUTOM) <b>6PK2490D1</b></p> <p>MTR-CODE: CANB, CAND, ALT ONLY WITH VD1033 <b>6PK2498</b>  <b>MS25</b>  <b>VD1033</b></p> <p>MTR-CODE: BSG</p>
	10/08-03/11	CANA	140	<p><b>CT1094</b>  <b>CT1094K1</b>  <b>CT1131</b>  <b>CT1131K1</b></p>	<p>INJP, MTR-CODE: BSG</p> <p>MTR-CODE: BSG, INJP</p> <p>INJP, MTR-CODE: CANB, CAND</p> <p>MTR-CODE: CANB, CAND, INJP</p>
				<p><b>CT1131</b>  <b>CT1131K1</b></p>	<p>ALT</p> <p>INJP</p> <p>INJP</p>
2.7 TDI quattro	11/04-10/08	BPP	132	2698	<p>ALT, PS, AC, NOTCHBACK, ⇒CH-NO 4F-5-140 000 <b>6PK2460</b></p> <p>ALT, PS, AC, ESTATE, ⇒CH-NO 4F-6-017 400 <b>6PK2460</b></p> <p>ALT, PS, AC, CH-NO 4F-6-172 454⇒, ⇒CH-NO 4F-7-029 698, (MANL) <b>6PK2460</b></p> <p>ALT, PS, AC, ⇒CH-NO 4F-7-029 698, (CVT-AUTOM) <b>6PK2460</b></p> <p>ALT, PS, AC, CH-NO 4F-7-029 699⇒ <b>6PK2460</b></p> <p>ALT, PS, AC, NOTCHBACK, ⇒CH-NO 4F-5-140 000 <b>6PK2460D1</b></p> <p>ALT, PS, AC, ESTATE, ⇒CH-NO 4F-6-017 400 <b>6PK2460D1</b></p> <p>ALT, PS, AC, CH-NO 4F-6-172 454⇒, ⇒CH-NO 4F-7-029 698, (MANL) <b>6PK2460D1</b></p> <p>ALT, PS, AC, ⇒CH-NO 4F-7-029 698, (CVT-AUTOM) <b>6PK2460D1</b></p> <p>ALT, PS, AC, CH-NO 4F-7-029 699⇒ <b>6PK2460D1</b></p> <p>ALT, PS, AC, NOTCHBACK, (MANL), CH-NO 4F-5-140 001⇒, ⇒CH-NO 4F-6-172 <b>6PK2490</b></p>





## AUDI

A6 (4F2, C6)

					<p>453 ALT, PS, AC, NOTCHBACK, (AUTOM), CH-NO 4F-5-140 001⇒, ⇒CH-NO 4F-6-172 453 6PK2490</p> <p>453 ALT, PS, AC, ESTATE, (MANL), CH-NO 4F-6-017 401⇒, ⇒CH-NO 4F-6-172 453 6PK2490</p> <p>453 ALT, PS, AC, ESTATE, (AUTOM), CH-NO 4F-6-017 401⇒, ⇒CH-NO 4F-6-172 453 6PK2490</p> <p>453 ALT, PS, AC, CH-NO 4F-6-172 454⇒, ⇒CH-NO 4F-7-029 698, (AUTOM) 6PK2490</p> <p>453 ALT, PS, AC, NOTCHBACK, (MANL), CH-NO 4F-5-140 001⇒, ⇒CH-NO 4F-6-172 453 6PK2490D1</p> <p>453 ALT, PS, AC, NOTCHBACK, (AUTOM), CH-NO 4F-5-140 001⇒, ⇒CH-NO 4F-6-172 453 6PK2490D1</p> <p>453 ALT, PS, AC, ESTATE, (MANL), CH-NO 4F-6-017 401⇒, ⇒CH-NO 4F-6-172 453 6PK2490D1</p> <p>453 ALT, PS, AC, ESTATE, (AUTOM), CH-NO 4F-6-017 401⇒, ⇒CH-NO 4F-6-172 453 6PK2490D1</p> <p>453 ALT, PS, AC, CH-NO 4F-6-172 454⇒, ⇒CH-NO 4F-7-029 698, (AUTOM) 6PK2490D1</p> <p>ONLY WITH VD1033 MS25</p> <p>MTR-CODE: BPP, ⇒CH-NO 4F-7-029698, ONLY WITH 059 145 201 F, ONLY WITH 059 903 137 AB VD1033</p> <p>MTR-CODE: BPP, CH-NO 4F-7-029699⇒ VD1033</p> <p>CT1094 INJP</p> <p>CT1094K1 INJP</p>
06/05-03/11	BSG, CAND	120			<p>MTR-CODE: BSG, ALT, PS, AC, NOTCH BACK, ⇒CH-NO 4F-5-140 000 6PK2460</p> <p>MTR-CODE: BSG, ALT, PS, AC, ESTATE, ⇒CH-NO 4F-6-017 400 6PK2460</p> <p>MTR-CODE: BSG, ALT, PS, AC, CH-NO 4F-6-172 454⇒, ⇒CH-NO 4F-7-029 698, (MANL) 6PK2460</p> <p>MTR-CODE: BSG, ALT, PS, AC, ⇒CH-NO 4F-7-029 698, (CVT-AUTOM) 6PK2460</p> <p>MTR-CODE: BSG, ALT, PS, AC, CH-NO 4F-7-029 699⇒ 6PK2460</p> <p>MTR-CODE: BSG, ALT, PS, AC, NOTCH BACK, ⇒CH-NO 4F-5-140 000 6PK2460D1</p> <p>MTR-CODE: BSG, ALT, PS, AC, ESTATE, ⇒CH-NO 4F-6-017 400 6PK2460D1</p> <p>MTR-CODE: BSG, ALT, PS, AC, CH-NO 4F-6-172 454⇒, ⇒CH-NO 4F-7-029 698, (MANL) 6PK2460D1</p> <p>MTR-CODE: BSG, ALT, PS, AC, ⇒CH-NO 4F-7-029 698, (CVT-AUTOM) 6PK2460D1</p> <p>MTR-CODE: BSG, ALT, PS, AC, CH-NO 4F-7-029 699⇒ 6PK2460D1</p> <p>MTR-CODE: BSG, ALT, PS, AC, NOTCH BACK, (MANL), CH-NO 4F-5-140 001⇒, ⇒CH-NO 4F-6-172 453 6PK2490</p> <p>MTR-CODE: BSG, ALT, PS, AC, NOTCH BACK, (AUTOM), CH-NO 4F-5-140 001⇒, ⇒CH-NO 4F-6-172 453 6PK2490</p> <p>MTR-CODE: BSG, ALT, PS, AC, ESTATE, (MANL), CH-NO 4F-6-017 401⇒, ⇒CH-NO 4F-6-172 453 6PK2490</p> <p>MTR-CODE: BSG, ALT, PS, AC, ESTATE, (AUTOM), CH-NO 4F-6-017 401⇒, ⇒CH-NO 4F-6-172 453 6PK2490</p> <p>MTR-CODE: BSG, ALT, PS, AC, CH-NO 4F-6-172 454⇒, ⇒CH-NO 4F-7-029 698, (AUTOM) 6PK2490</p> <p>MTR-CODE: BSG, ALT, PS, AC, NOTCH BACK, (MANL), CH-NO 4F-5-140 001⇒, ⇒CH-NO 4F-6-172 453 6PK2490D1</p> <p>MTR-CODE: BSG, ALT, PS, AC, NOTCH BACK, (AUTOM), CH-NO 4F-5-140 001⇒, ⇒CH-NO 4F-6-172 453 6PK2490D1</p> <p>MTR-CODE: BSG, ALT, PS, AC, ESTATE, (MANL), CH-NO 4F-6-017 401⇒, ⇒CH-NO 4F-6-172 453 6PK2490D1</p> <p>MTR-CODE: BSG, ALT, PS, AC, ESTATE, (AUTOM), CH-NO 4F-6-017 401⇒, ⇒CH-NO 4F-6-172 453 6PK2490D1</p>

AUDI



**AUDI**

A6 (4F2, C6)

						MTR-CODE: BSG, ALT, PS, AC, CH-NO 4F-6-172 454⇒, ⇒CH-NO 4F-7-029 698, (AUTOM) MTR-CODE: CANB, CAND, ALT ONLY WITH VD1033 MTR-CODE: BSG INJP, MTR-CODE: BSG MTR-CODE: BSG, INJP INJP, MTR-CODE: CANB, CAND MTR-CODE: CANB, CAND, INJP	6PK2490D1  6PK2498 MS25 VD1033
	10/08-03/11	CANC	140			ALT INJP INJP	6PK2498
2.8 FSI	11/06-10/08	BDX	154	2773		ALT, PS, AC	6PK2415
	10/08-03/11	CCDA	140			ALT	6PK2415
		CCEA	162			ALT	6PK2415
2.8 FSI quattro	06/07-10/08	BDX	154	2773		ALT, PS, AC	6PK2415
	10/08-03/11	CCDA	140			ALT	6PK2415
		CCEA	162			ALT	6PK2415
3.0	08/04-05/06	BBJ	160	2976		ALT CA CA CA	6PK1920
					CT1068 CT1068K1 CT1068K2		
3.0 quattro	05/04-05/06	BBJ	160	2976		ALT CA CA CA	6PK1920
					CT1068 CT1068K1 CT1068K2		
3.0 TDI	06/06-03/11	ASB	171	2967		ALT, PS, AC, ⇒CH-NO 4F-6-100 000 ALT, PS, AC, CH-NO 4F-6-172 454⇒, ⇒CH-NO 4F-7-029 698, (MANL) ALT, PS, AC, CH-NO 4F-7-029 699⇒ ALT, PS, AC, ⇒CH-NO 4F-6-100 000 ALT, PS, AC, CH-NO 4F-6-172 454⇒, ⇒CH-NO 4F-7-029 698, (MANL) ALT, PS, AC, CH-NO 4F-7-029 699⇒ ALT, PS, AC, CH-NO 4F-6-100 001⇒, ⇒CH-NO 4F-6-172 453 ALT, PS, AC, CH-NO 4F-6-172 454⇒, ⇒CH-NO 4F-7-029 698, (AUTOM) ALT, PS, AC, CH-NO 4F-6-100 001⇒, ⇒CH-NO 4F-6-172 453 ALT, PS, AC, CH-NO 4F-6-172 454⇒, ⇒CH-NO 4F-7-029 698, (AUTOM) ONLY WITH VD1033	6PK2460 6PK2460  6PK2460 6PK2460D1 6PK2460D1  6PK2460D1 6PK2490  6PK2490  6PK2490D1  6PK2490D1  6PK2490D1 MS25 VD1033
					CT1094 CT1094K1	INJP INJP	
3.0 TDI quattro	05/04-05/06	BMK	165	2967		ALT, PS, AC, ⇒CH-NO 4F-6-100 000 ALT, PS, AC, CH-NO 4F-6-172 454⇒, ⇒CH-NO 4F-7-029 698, (MANL) ALT, PS, AC, CH-NO 4F-7-029 699⇒ ALT, PS, AC, ⇒CH-NO 4F-6-100 000 ALT, PS, AC, CH-NO 4F-6-172 454⇒, ⇒CH-NO 4F-7-029 698, (MANL) ALT, PS, AC, CH-NO 4F-7-029 699⇒ ALT, PS, AC, CH-NO 4F-6-100 001⇒, ⇒CH-NO 4F-6-172 453 ALT, PS, AC, CH-NO 4F-6-172 454⇒, ⇒CH-NO 4F-7-029 698, (AUTOM) ALT, PS, AC, CH-NO 4F-6-100 001⇒, ⇒CH-NO 4F-6-172 453 ALT, PS, AC, CH-NO 4F-6-172 454⇒, ⇒CH-NO 4F-7-029 698, (AUTOM) ONLY WITH VD1033 MTR-CODE: BMK	6PK2460 6PK2460  6PK2460 6PK2460D1 6PK2460D1  6PK2460D1 6PK2490  6PK2490  6PK2490D1  6PK2490D1 MS25 VD1033
					CT1094 CT1094K1	INJP INJP	
	05/04-03/11	BNG, CDYB	155			ALT, PS, AC, ⇒CH-NO 4F-6-100 000 ALT, PS, AC, CH-NO 4F-6-172 454⇒, ⇒CH-NO 4F-7-029 698, (MANL) ALT, PS, AC, CH-NO 4F-7-029 699⇒ ALT, PS, AC, ⇒CH-NO 4F-6-100 000 ALT, PS, AC, CH-NO 4F-6-172 454⇒, ⇒CH-NO 4F-7-029 698, (MANL) ALT, PS, AC, CH-NO 4F-7-029 699⇒ ALT, PS, AC, CH-NO 4F-6-100 001⇒, ⇒CH-NO 4F-6-172 453 ALT, PS, AC, CH-NO 4F-6-172 454⇒, ⇒CH-NO 4F-7-029 698, (AUTOM)	6PK2460 6PK2460  6PK2460 6PK2460D1 6PK2460D1  6PK2460D1 6PK2490  6PK2490D1  6PK2490D1 MS25 VD1033
					CT1094 CT1094K1	INJP INJP	

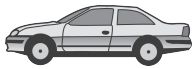




# AUDI

A6 (4F2, C6)							
						⇒CH-NO 4F-7-029 698, (AUTOM) ALT, PS, AC, CH-NO 4F-6-100 001⇒, ⇒CH-NO 4F-6-172 453	6PK2490D1 6PK2490D1
						ALT, PS, AC, CH-NO 4F-6-172 454⇒, ⇒CH-NO 4F-7-029 698, (AUTOM) ONLY WITH VD1033 MTR-CODE: BNG	MS25 VD1033
					<b>CT1094</b> <b>CT1094K1</b>	INJP INJP	
	06/06-10/08	ASB	171			ALT, PS, AC, ⇒CH-NO 4F-6-100 000 ALT, PS, AC, CH-NO 4F-6-172 454⇒, ⇒CH-NO 4F-7-029 698, (MANL) ALT, PS, AC, CH-NO 4F-7-029 699⇒ ALT, PS, AC, ⇒CH-NO 4F-6-100 000 ALT, PS, AC, CH-NO 4F-6-172 454⇒, ⇒CH-NO 4F-7-029 698, (MANL) ALT, PS, AC, CH-NO 4F-7-029 699⇒ ALT, PS, AC, CH-NO 4F-6-100 001⇒, ⇒CH-NO 4F-6-172 453 ALT, PS, AC, CH-NO 4F-6-172 454⇒, ⇒CH-NO 4F-7-029 698, (AUTOM) ALT, PS, AC, CH-NO 4F-6-100 001⇒, ⇒CH-NO 4F-6-172 453 ALT, PS, AC, CH-NO 4F-6-172 454⇒, ⇒CH-NO 4F-7-029 698, (AUTOM) ONLY WITH VD1033 MTR-CODE: ASB	6PK2460 6PK2460 6PK2460 6PK2460D1 6PK2460D1 6PK2460D1 6PK2490 6PK2490 6PK2490D1 6PK2490D1 MS25 VD1033
					<b>CT1094</b> <b>CT1094K1</b>	INJP INJP	
	10/08-03/11	CDYA, CDYC	176			ALT INJP INJP	6PK2498
					<b>CT1131</b> <b>CT1131K1</b>	INJP INJP	
3.0 TFSI quattro	10/08-03/11	CCAA	220	2995		ALT, AC	6PK2460
		CAJA	213			ALT	6PK2460
3.2 FSI	05/09-03/11	CALA	195	3197		ALT, PS, AC	6PK2415
	05/04-05/09	AUK, BKH	188	3123		ALT, PS, AC	6PK2415
3.2 FSI quattro	05/04-10/08	AUK, BKH	188	3123		ALT, PS, AC	6PK2415
4.2 FSI quattro	06/06-03/11	BVJ	257	4163		ALT	5PK1135
4.2 quattro	05/04-05/06	BAT	246	4163		ALT	5PK1105
RS6 quattro	09/08-08/10	BUH	426	4991		ALT	5PK950
S6 quattro	03/06-03/11	BXA	320	5204		ALT	5PK1130
<b>A6 (4G2, C7)</b>							
2.0 TDI	01/12-	CGLE	100	1968		ALT ALT, (Valeo), FOR ALT: 180A, OE-NO 03L903016A	6PK1264 AP9022 VD1111
					<b>CT1139</b> <b>CT1139K1</b> <b>CT1139WP4</b>	CA CA CA, WP	
	03/11-	CGLC, CMGB	130			ALT ALT, (Valeo), FOR ALT: 180A, OE-NO 03L 903 016 A	6PK1264 AP9022 VD1111
					<b>CT1139</b> <b>CT1139K1</b> <b>CT1139WP4</b>	CA CA CA, WP	
		CGLD	120			ALT ALT, (Valeo), FOR ALT: 180A, OE-NO 03L903016A	6PK1264 AP9022 VD1111
					<b>CT1139</b> <b>CT1139K1</b> <b>CT1139WP4</b>	CA CA CA, WP	
2.0 TFSI	03/11-	CAEB	155	1984		ALT WP	6PK1100
	05/11-	CDNB	132			ALT WP	6PK1100
					<b>CT1143</b>	WP	
2.0 TFSI hybrid	11/11-	CHJA	155	1984		WP	
2.8 FSI	03/11-	CHVA	150	2773		ALT	6PK2285
2.8 FSI quattro	03/11-	CHVA	150	2773		ALT	6PK2285
3.0 TDI	11/10-	CLAB	150	2967		ALT	6PK2415
3.0 TDI quattro	11/11-	CGQB	230	2967		ALT	6PK2415
	03/11-	CLAA	150			ALT	6PK2415
		CDUC, CKVB, CKVC, CDUD	180			ALT	6PK2415
3.0 TFSI quattro	03/11-	CGXB, CTUA, CGWD	228	2995		ALT	6PK2330
	11/10-	CGWB	220			ALT	6PK2330

**AUDI**


**AUDI**
**AUDI**

<b>A6 (4G2, C7)</b> S6 quattro	02/12-	CEUC	309	3993		ALT	<b>5PK985</b>
<b>A6 Allroad (4FH, C6)</b> 2.7 TDI quattro	05/06-10/08	BPP	132	2698	<b>CT1094</b> <b>CT1094K1</b>	ALT, PS, AC, CH-NO 4F-7-029 699⇒ ALT, PS, AC, CH-NO 4F-7-029 699⇒ ALT, PS, AC, ⇒CH-NO 4F-7-029 698 ALT, PS, AC, ⇒CH-NO 4F-7-029 698 ONLY WITH VD1033 MTR-CODE: BPP INJP INJP	<b>6PK2460</b> <b>6PK2460D1</b> <b>6PK2490</b> <b>6PK2490D1</b> <b>MS25</b> <b>VD1033</b>
	05/06-08/11	BSG, CAND	120		<b>CT1094</b> <b>CT1094K1</b>	ALT, PS, AC, CH-NO 4F-7-029 699⇒ ALT, PS, AC, CH-NO 4F-7-029 699⇒ ALT, PS, AC, ⇒CH-NO 4F-7-029 698 ALT, PS, AC, ⇒CH-NO 4F-7-029 698 ONLY WITH VD1033 MTR-CODE: BSG INJP INJP	<b>6PK2460</b> <b>6PK2460D1</b> <b>6PK2490</b> <b>6PK2490D1</b> <b>MS25</b> <b>VD1033</b>
	10/08-08/11	CANC	140		<b>CT1131</b> <b>CT1131K1</b>	ALT INJP INJP	<b>6PK2498</b>
3.0 TDI quattro	05/06-10/08	ASB	171	2967	<b>CT1094</b> <b>CT1094K1</b>	ALT, PS, AC, CH-NO 4F-7-029 699⇒ ALT, PS, AC, CH-NO 4F-7-029 699⇒ ALT, PS, AC, ⇒CH-NO 4F-7-029 698 ALT, PS, AC, ⇒CH-NO 4F-7-029 698 ONLY WITH VD1033 MTR-CODE: ASB INJP INJP	<b>6PK2460</b> <b>6PK2460D1</b> <b>6PK2490</b> <b>6PK2490D1</b> <b>MS25</b> <b>VD1033</b>
	05/06-08/11	BNG, CDYB	155		<b>CT1094</b> <b>CT1094K1</b>	ALT, PS, AC, CH-NO 4F-7-029 699⇒ ALT, PS, AC, CH-NO 4F-7-029 699⇒ ALT, PS, AC, ⇒CH-NO 4F-7-029 698 ALT, PS, AC, ⇒CH-NO 4F-7-029 698 ONLY WITH VD1033 MTR-CODE: BNG INJP INJP	<b>6PK2460</b> <b>6PK2460D1</b> <b>6PK2490</b> <b>6PK2490D1</b> <b>MS25</b> <b>VD1033</b>
	10/08-08/11	CDYA, CDYC	176		<b>CT1131</b> <b>CT1131K1</b>	ALT INJP INJP	<b>6PK2498</b>
3.0 TFSI quattro	10/08-08/11	CAJA	213	2995		ALT	<b>6PK2460</b>
3.2 FSI quattro	05/06-10/08	AUK	188	3123		ALT	<b>6PK2415</b>
4.2 FSI quattro	05/06-12/10	BVJ	257	4163		ALT	<b>5PK1135</b>
<b>A6 Allroad (4GH)</b> 3.0 TDI quattro	01/12-	CLAA	150	2967		ALT	<b>6PK2415</b>
		CKVC, CDUD	180			ALT	<b>6PK2415</b>
		CGQB	230			ALT	<b>6PK2415</b>
3.0 TFSI quattro	01/12-	CGWD	228	2995		ALT	<b>6PK2330</b>
<b>A6 Avant (4A, C4)</b> 1.8	12/95-12/97	ADR	92	1781	<b>CT919</b> <b>CT919K1</b> <b>CT919K2</b> <b>CT919K4</b>	WP AC ALT, PS CA CA CA CA	<b>11,0X528Ld</b> <b>4PK855</b> <b>5PK1300</b>
1.8 quattro	12/95-12/97	ADR	92	1781	<b>CT919</b> <b>CT919K1</b> <b>CT919K2</b> <b>CT919K4</b>	WP AC ALT, PS CA CA CA CA	<b>11,0X528Ld</b> <b>4PK855</b> <b>5PK1300</b>
1.9 TDI	06/94-12/97	1Z, AHU	66	1896	<b>CT867</b> <b>CT867K4</b>	PS, WP ALT, (AC) ALT, (-AC) ONLY WITH VD1084 CA CA	<b>11,9X903Ld</b> <b>6PK1173</b> <b>6PK890</b> <b>MS13</b> <b>VD1084</b>
2.0	08/95-07/96	ADW	79	1984	<b>CT630</b> <b>CT630K4</b>	ALT PS AC CA CA	<b>4PK855</b> <b>AVX10X910</b> <b>AVX13X800</b>
	06/94-12/97	AAE	74			ALT PS AC	<b>4PK855</b> <b>AVX10X913</b> <b>AVX13X800</b>





<b>AUDI</b>						
<b>A6 Avant (4A, C4)</b>						
					<b>CT630</b> CA <b>CT630K2</b> CA, ⇒CH-NO 4A-S-060 808 <b>CT630K4</b> CA, CH-NO 4A-S-060 809⇒	
		ABK	85		ALT, WP PS AC <b>CT630</b> CA <b>CT630K2</b> CA, ⇒CH-NO 4A-S-060 808 <b>CT630K4</b> CA, CH-NO 4A-S-060 809⇒	<b>4PK855</b> <b>AVX10X910</b> <b>AVX13X800</b>
2.0 16V	06/94-12/97	ACE	103	1984	ALT PS AC <b>CT869</b> CA <b>CT869K1</b> CA, ⇒MTR-NO 017 139	<b>4PK890</b> <b>AVX10X913</b> <b>AVX13X800</b>
2.0 16V quattro	06/94-12/97	ACE	103	1984	ALT PS AC <b>CT869</b> CA <b>CT869K1</b> CA, ⇒MTR-NO 017 139	<b>4PK890</b> <b>AVX10X913</b> <b>AVX13X800</b>
2.3	06/94-12/95	AAR	98	2309	ALT ALT, AC <b>CT926</b> CA <b>CT926K1</b> CA	<b>6PK1293</b> <b>6PK1693</b>
2.3 quattro	06/94-12/95	AAR	98	2309	ALT ALT, AC <b>CT926</b> CA <b>CT926K1</b> CA	<b>6PK1293</b> <b>6PK1693</b>
2.5 TDI	08/94-12/97	AEL	103	2461	ALT, WP, PS ALT, WP, PS ALT, WP, AC, PS ONLY WITH VD1002 ONLY WITH VD1002 <b>CT791</b> INJP <b>CT791K1</b> INJP <b>CT939</b> CA <b>CT939K2</b> CA <b>CT939WP2</b> CA	<b>6PK1345</b> <b>6PK1345D1</b> <b>6PK1725</b> <b>MS10</b> <b>MS42</b> <b>VD1002</b>
	01/95-12/97	AAT	84		ALT, WP, PS ALT, WP, AC, PS ONLY WITH VD1002 <b>CT791</b> INJP <b>CT791K1</b> INJP <b>CT939</b> CA <b>CT939K2</b> CA <b>CT939WP2</b> CA	<b>6PK1345</b> <b>6PK1725</b> <b>MS42</b> <b>VD1002</b>
	06/94-12/97		85		ALT, WP, PS ALT, WP, PS ALT, WP, AC, PS ONLY WITH VD1002 ONLY WITH VD1002 <b>CT791</b> INJP <b>CT791K1</b> INJP <b>CT939</b> CA <b>CT939K2</b> CA <b>CT939WP2</b> CA	<b>6PK1345</b> <b>6PK1345D1</b> <b>6PK1725</b> <b>MS10</b> <b>MS42</b> <b>VD1002</b>
2.5 TDI quattro	07/95-12/97	AEL	103	2461	ALT, WP, PS ALT, WP, AC, PS ONLY WITH VD1002 <b>CT791</b> INJP <b>CT791K1</b> INJP <b>CT939</b> CA <b>CT939K2</b> CA <b>CT939WP2</b> CA	<b>6PK1345</b> <b>6PK1725</b> <b>MS42</b> <b>VD1002</b>
2.6	06/94-12/97	ABC	110	2598	ALT, (-AC), CH-NO 4A-S-020 001⇒ ALT, (-AC), CH-NO 4A-S-026715⇒, (quattro) ALT, (-AC), ⇒CH-NO 4A-S-020 000 ALT, (-AC), ⇒CH-NO 4A-S-026 714, (quattro) ALT, (AC), CH-NO 4A-S-020 001⇒, ⇒CH- NO 4A-T-046 054 ALT, (AC), CH-NO 4A-S-026 715⇒, ⇒CH- NO 4A-T-050 000, (quattro) ALT, (AC), CH-NO 4A-T-046 055⇒	<b>6PK1635</b> <b>6PK1635</b> <b>6PK1675</b> <b>6PK1675</b> <b>6PK1863</b> <b>6PK1863</b> <b>6PK1873</b>

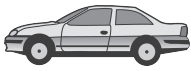
**AUDI**




**AUDI**
**AUDI**
**A6 Avant (4A, C4)**

					ALT, (AC), CH-NO 4A-T-050 001⇒, (quattro) <b>6PK1873</b> ALT, (AC), ⇒CH-NO 4A-S-020 000 <b>6PK1905</b> ALT, (AC), ⇒CH-NO 4A-S-026 714, (quattro) <b>6PK1905</b> CA CT726 CA, ⇒CH-NO 4A-S-026 714 CT726K1 CA, CH-NO 4A-S-026 715⇒ CT726K2 CA, CH-NO 4A-S-026 715⇒ CT726WP2
	06/94-02/97	ACZ	102		ALT, (-AC), CH-NO 4A-S-020 001⇒ <b>6PK1635</b> ALT, (-AC), CH-NO 4A-S-026715⇒, (quattro) <b>6PK1635</b> ALT, (-AC), ⇒CH-NO 4A-S-020 000 <b>6PK1675</b> ALT, (-AC), ⇒CH-NO 4A-S-026 714, (quattro) <b>6PK1675</b> ALT, (AC), CH-NO 4A-S-020 001⇒, ⇒CH- NO 4A-T-046 054 <b>6PK1863</b> ALT, (AC), CH-NO 4A-S-026 715⇒, ⇒CH- NO 4A-T-050 000, (quattro) <b>6PK1863</b> ALT, (AC), CH-NO 4A-T-046 055⇒ <b>6PK1873</b> ALT, (AC), CH-NO 4A-T-050 001⇒, (quattro) <b>6PK1873</b> ALT, (AC), ⇒CH-NO 4A-S-020 000 <b>6PK1905</b> ALT, (AC), ⇒CH-NO 4A-S-026 714, (quattro) <b>6PK1905</b> CA CT726 CA, ⇒CH-NO 4A-S-026 714 CT726K1 CA, CH-NO 4A-S-026 715⇒ CT726K2 CA, CH-NO 4A-S-026 715⇒ CT726WP2
2.6 quattro	06/94-12/97	ABC	110	2598	ALT, (-AC), CH-NO 4A-S-020 001⇒ <b>6PK1635</b> ALT, (-AC), CH-NO 4A-S-026715⇒, (quattro) <b>6PK1635</b> ALT, (-AC), ⇒CH-NO 4A-S-020 000 <b>6PK1675</b> ALT, (-AC), ⇒CH-NO 4A-S-026 714, (quattro) <b>6PK1675</b> ALT, (AC), CH-NO 4A-S-020 001⇒, ⇒CH- NO 4A-T-046 054 <b>6PK1863</b> ALT, (AC), CH-NO 4A-S-026 715⇒, ⇒CH- NO 4A-T-050 000, (quattro) <b>6PK1863</b> ALT, (AC), CH-NO 4A-T-046 055⇒ <b>6PK1873</b> ALT, (AC), CH-NO 4A-T-050 001⇒, (quattro) <b>6PK1873</b> ALT, (AC), ⇒CH-NO 4A-S-020 000 <b>6PK1905</b> ALT, (AC), ⇒CH-NO 4A-S-026 714, (quattro) <b>6PK1905</b> CA CT726 CA, ⇒CH-NO 4A-S-026 714 CT726K1 CA, CH-NO 4A-S-026 715⇒ CT726K2 CA, CH-NO 4A-S-026 715⇒ CT726WP2
2.8	06/94-12/97	AAH, AEJ	128	2771	ALT, (-AC), CH-NO 4A-S-020 001⇒ <b>6PK1635</b> ALT, (-AC), CH-NO 4A-S-026715⇒, (quattro) <b>6PK1635</b> ALT, (-AC), ⇒CH-NO 4A-S-020 000 <b>6PK1675</b> ALT, (-AC), ⇒CH-NO 4A-S-026 714, (quattro) <b>6PK1675</b> ALT, (AC), CH-NO 4A-S-020 001⇒, ⇒CH- NO 4A-T-046 054 <b>6PK1863</b> ALT, (AC), CH-NO 4A-S-026 715⇒, ⇒CH- NO 4A-T-050 000, (quattro) <b>6PK1863</b> ALT, (AC), CH-NO 4A-T-046 055⇒ <b>6PK1873</b> ALT, (AC), CH-NO 4A-T-050 001⇒, (quattro) <b>6PK1873</b> ALT, (AC), ⇒CH-NO 4A-S-020 000 <b>6PK1905</b> ALT, (AC), ⇒CH-NO 4A-S-026 714, (quattro) <b>6PK1905</b> CA CT726 CA, ⇒CH-NO 4A-S-026 714 CT726K1 CA, CH-NO 4A-S-026 715⇒ CT726K2 CA, CH-NO 4A-S-026 715⇒ CT726WP2
	12/95-12/97	ACK	142		ALT, (-AC) <b>6PK1635</b> ALT, (AC), ⇒CH-NO 4A-T-049 217 <b>6PK1873</b> ALT, (AC), CH-NO 4A-T-049 218⇒ <b>6PK1880</b> CA CT920 CA, MODEL '98⇒ CT920K1 CA, MODEL '98⇒ CT920K2 CA, ⇒MODEL '97 CT920K4 CA, MODEL '98⇒ CT920WP3
2.8 quattro	06/94-12/97	AAH, AEJ	128	2771	ALT, (-AC), CH-NO 4A-S-020 001⇒ <b>6PK1635</b>





## AUDI

### A6 Avant (4A, C4)

					ALT, (-AC), CH-NO 4A-S-026715⇒, (quattro)	<b>6PK1635</b>
					ALT, (-AC), ⇒CH-NO 4A-S-020 000	<b>6PK1675</b>
					ALT, (-AC), ⇒CH-NO 4A-S-026 714, (quattro)	<b>6PK1675</b>
					ALT, (AC), CH-NO 4A-S-020 001⇒, ⇒CH-NO 4A-T-046 054	<b>6PK1863</b>
					ALT, (AC), CH-NO 4A-S-026 715⇒, ⇒CH-NO 4A-T-050 000, (quattro)	<b>6PK1863</b>
					ALT, (AC), CH-NO 4A-T-046 055⇒	<b>6PK1873</b>
					ALT, (AC), CH-NO 4A-T-050 001⇒, (quattro)	<b>6PK1873</b>
					ALT, (AC), ⇒CH-NO 4A-S-020 000	<b>6PK1905</b>
					ALT, (AC), ⇒CH-NO 4A-S-026 714, (quattro)	<b>6PK1905</b>
					<b>CT726</b> CA	
					<b>CT726K1</b> CA, ⇒CH-NO 4A-S-026 714	
					<b>CT726K2</b> CA, CH-NO 4A-S-026 715⇒	
					<b>CT726WP2</b> CA, CH-NO 4A-S-026 715⇒	
12/95-12/97	ACK	142			ALT, PS, (-AC)	<b>6PK1635</b>
					ALT, PS, FAN, (VISCO)	<b>6PK1760</b>
					ALT, PS, AC, ⇒CH-NO 4A-T-049217	<b>6PK1873</b>
					ALT, PS, AC, CH-NO 4A-T-049218⇒	<b>6PK1880</b>
					CA	
					<b>CT920</b> CA	
					<b>CT920K4</b> CA	
S6 4.2 quattro	06/94-12/97	AEC	213	4172	ALT	<b>6PK2615</b>
					CA	
					<b>CT727</b>	
S6 Plus quattro	04/96-12/97	AHK	240	4172	ALT, PS, AC	<b>6PK2615</b>
					CA	
					<b>CT727</b>	
S6 Turbo quattro	06/94-12/97	AAN	169	2226	ALT, (-AC)	<b>6PK1293</b>
					ALT, (AC)	<b>6PK1693</b>
					CA	
					<b>CT515</b>	

### A6 Avant (4B, C5)

1.8	02/98-01/05	AFY	85	1781		PS	<b>11,0X528Ld</b>
						AC	<b>4PK855</b>
						ALT	<b>5PK1300</b>
						ALT, (MANL), CH-NO 4B-X-000 001⇒, (Bosch), FOR ALT: 120A, OE-NO 06B903016B	<b>AP9007</b>
						CA	
						<b>CT919</b> CA	
						<b>CT919K1</b> CA	
						<b>CT919K2</b> CA, CH-NO 4B-X-140 001⇒	
						<b>CT919K4</b> CA	
12/97-01/05	AJP, AQE, ARH	92				PS	<b>11,0X528Ld</b>
						AC	<b>4PK855</b>
						ALT	<b>5PK1300</b>
						ALT, (MANL), CH-NO 4B-X-000 001⇒, (Bosch), FOR ALT: 120A, OE-NO 06B903016B	<b>AP9007</b>
						CA	
						<b>CT909</b> CA	
						<b>CT909K6</b> CA	
						<b>CT909K7</b> CA	
1.8 T	04/99-01/05	AJL	132	1781		WP	<b>11,0X528Ld</b>
						AC	<b>4PK855</b>
						ALT, PS	<b>5PK1300</b>
						ALT, (MANL), CH-NO 4B-X-000 001⇒, (Bosch), FOR ALT: 120A, OE-NO 06B903016B	<b>AP9007</b>
						CA	
						<b>CT919</b> CA	
						<b>CT919K1</b> CA	
						<b>CT919K2</b> CA, CH-NO 4B-X-140 001⇒	
						<b>CT919K4</b> CA	
12/97-01/05	AEB, ARK, ANB, APU, AWT	110				MTR-CODE: AEB, ARK, ANB, APU, WP	<b>11,0X528Ld</b>
						AC	<b>4PK855</b>
						ALT, PS	<b>5PK1300</b>
						MTR-CODE: AWT, ALT, (Valeo), FOR ALT: 120A, OE-NO 06B903016E	<b>AP9002</b>
						ALT, (MANL), CH-NO 4B-X-000 001⇒, (Bosch), FOR ALT: 120A, OE-NO 06B903016B	<b>AP9007</b>
						CA, WP, MTR-CODE: AWT	
						CA, WP, MTR-CODE: AWT, MODEL '02⇒	
						CA, WP, MTR-CODE: AWT, ⇒MODEL '01	
						CA, WP, MTR-CODE: AWT, ⇒MODEL '01	
						CA, MTR-CODE: AWT, ⇒MODEL '01	
						CA, MTR-CODE: AWT, MODEL '02⇒	
						CA, MTR-CODE: AEB, ANB, APU, ARK	
						<b>CT909</b> CA, MTR-CODE: AEB, ANB, ANB, APU	
						<b>CT909K10</b> CA, WP, MTR-CODE: AWT, MODEL '02⇒	
						<b>CT909K2</b> CA, WP, MTR-CODE: AWT, ⇒MODEL '01	
						<b>CT909K3</b> CA, WP, MTR-CODE: AWT, ⇒MODEL '01	
						<b>CT909WP1</b> CA, MTR-CODE: AWT, ⇒MODEL '01	
						<b>CT909WP2</b> CA, MTR-CODE: AWT, MODEL '02⇒	
						<b>CT919</b> CA, MTR-CODE: AEB, ANB, APU, ARK	
						<b>CT919K1</b> CA, MTR-CODE: AEB, ARK, ANB, APU	





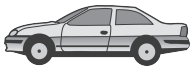
**AUDI**

A6 Avant (4B, C5)



					CT919K2	CA, MTR-CODE: AEB, ARK, ANB, APU, CH-NO 4B-X-140 001⇒	
					CT919K4	CA, MTR-CODE: AEB, ARK, ANB, APU	
1.8 T quattro	12/97-01/05	AJL	132	1781		WP AC ALT, PS ALT, (MANL), CH-NO 4B-X-000 001⇒, (Bosch), FOR ALT: 120A, OE-NO 06B903016B	11,0X528Ld 4PK855 5PK1300 AP9007
					CT919 CT919K1 CT919K2 CT919K4	CA CA CA, CH-NO 4B-X-140 001⇒ CA	
		AEB, ARK, ANB, APU, AWT	110			MTR-CODE: AEB, ARK, ANB, APU, WP AC ALT, PS MTR-CODE: AWT, ALT, (Valeo), FOR ALT: 120A, OE-NO 06B903016E ALT, (MANL), CH-NO 4B-X-000 001⇒, (Bosch), FOR ALT: 120A, OE-NO 06B903016B	11,0X528Ld 4PK855 5PK1300 AP9002 AP9007
					CT909 CT909K10 CT909K2 CT909K3 CT909WP1 CT909WP2 CT919 CT919K1 CT919K2 CT919K4	CA, WP, MTR-CODE: AWT CA, WP, MTR-CODE: AWT, MODEL '02⇒ CA, WP, MTR-CODE: AWT, ⇒MODEL '01 CA, WP, MTR-CODE: AWT, ⇒MODEL '01 CA, MTR-CODE: AWT, ⇒MODEL '01 CA, MTR-CODE: AWT, MODEL '02⇒ CA, MTR-CODE: AEB, ANB, APU, ARK CA, MTR-CODE: AEB, ARK, ANB, APU CA, MTR-CODE: AEB, ARK, ANB, APU, CH-NO 4B-X-140 001⇒ CA, MTR-CODE: AEB, ARK, ANB, APU	
1.9 TDI	07/00-01/05	AJM	85	1896		AC, MTR-CODE: AJM ALT, MTR-CODE: AJM ONLY WITH VD1090 ALT, (Bosch), FOR ALT: 120A, OE-NO 028 903 031 ALT, (Valeo), FOR ALT: 120A, OE-NO 028 903 031 A	4PK855 5PK1432 MS17 AP9002 AP9002 VD1090
					CT1028 CT1028K1 CT1028K5 CT1028WP6	CA CA CA CA	
	08/01-01/05	AVF, AWX	96			AC ALT, PS ONLY WITH VD1090 ALT, (Bosch), FOR ALT: 140A, OE-NO 028 903 029 Q ALT, (Valeo), FOR ALT: 140A, OE-NO 028 903 029 R	4PK841 5PK1432 MS17 AP9002 AP9002 VD1090
					CT1028 CT1028K2 CT1028K3 CT1028K4 CT1028WP2 CT1028WP4 CT1028WP7	MTR-CODE: AWX, AVF, CA, WP MTR-CODE: AWX, AVF, CA, WP, ⇒CH-NO 4B-2-120 000 MTR-CODE: AWX, AVF, CA, WP, CH-NO 4B-2-120 001⇒ MTR-CODE: AWX, AVF, CA, WP, ⇒CH-NO 4B-2-120 000 MTR-CODE: AWX, AVF, CA, WP, CH-NO 4B-2-120 001⇒, ⇒CH-NO 4B-2-125 000 MTR-CODE: AWX, AVF, CA, WP, CH-NO 4B-2-125 001⇒ MTR-CODE: AWX, AVF, CA, WP, ⇒CH-NO 4B-2-120 000	
	02/98-04/01	AFN	81			AC ALT, FAN, PS ALT, (Bosch), FOR ALT: 120A, OE-NO 028 903 029 B ALT, (Valeo), FOR ALT: 120A, OE-NO 028 903 029 E ALT, ⇒CH-NO 4B-W-220 000, (Bosch), FOR ALT: 120A, OE-NO 028 903 028	4PK855 5PK1592 AP9002 AP9002 AP9032
					CT867 CT867K4	CA CA	
2.0	08/01-01/05	ALT	96	1984		ALT, PS ALT, (Bosch), FOR ALT: 120A, OE-NO 06B903016P, FOR ALT: 140A, OE-NO	6PK1590 AP9009





## AUDI

A6 Avant (4B, C5)

						06B903016AB, FOR ALT: 150A, OE-NO 06B903016Q	VD1107
						CT909 CA CT909K10 CA CT909WP3 CA, MTR-CODE: ALT	
2.4	07/98-01/05	ALW, ARN, ASM	100	2393		CT920 CA CT920K1 CA CT920K2 CA CT920WP3 CA	
	12/97-01/05	APC	115			CT920 CA CT920K1 CA CT920K2 CA CT920WP3 CA	
	08/01-01/05	BDV	125			ALT, PS, AC CT920 CA CT920K1 CA CT920K2 CA CT920WP3 CA	6PK1880
	12/97-01/05	AJG, APZ, AMM	120			ALT, PS, AC CT920 CA CT920K1 CA CT920K2 CA CT920WP3 CA	6PK1880
		AGA, ALF, AML, APS, ARJ	121			ALT, (-AC) ALT, (AC) CT920 CA CT920K1 CA CT920K2 CA CT920WP3 CA	6PK1760 6PK1880
2.4 quattro	08/01-01/05	BDV	125	2393		ALT, PS, AC CT920 CA CT920K1 CA CT920K2 CA CT920WP3 CA	6PK1880
	12/97-01/05	AJG, APZ	120			CT920 CA CT920K1 CA CT920K2 CA CT920WP3 CA	
		AGA, ALF, AML, APS, ARJ	121			ALT, (-AC) ALT, (AC) CT920 CA CT920K1 CA CT920K2 CA CT920WP3 CA	6PK1760 6PK1880
2.5 TDI	02/00-01/05	AKE, BAU, BDH	132	2496		AC, 01/2002⇒ AC, ⇒12/2001 ALT, PS ALT, PS, AC, ⇒12/2001 ALT, PS, AC, 01/2002⇒ ONLY WITH VD1032 CT1015 MTR-CODE: AKE, CH-NO 4B-Y-050 001⇒, CA CT1015 CA, MTR-CODE: BAU, BDH CT1015K1 CA, MTR-CODE: AKE, CH-NO 4B-Y-050 001⇒ CT1015K1 CA, MTR-CODE: BAU, BDH CT1015K2 CA, MTR-CODE: AKE, CH-NO 4B-Y-050 001⇒ CT1015K2 CA, MTR-CODE: BAU, BDH CT1015WP1 CA, MTR-CODE: AKE, CH-NO 4B-Y-050 001⇒ CT1015WP1 CA, MTR-CODE: BAU, BDH CT1018 INJP, MTR-CODE: AKE, BAU, BDH CT1018K1 INJP, MTR-CODE: AKE, BAU, BDH	4PK1217 4PK1237 6PK2404 6PK2404D1 6PK2404D2 MS19 VD1032
	08/01-01/05	AYM	114			AC, 01/2002⇒ AC, ⇒12/2001 ALT, PS ALT, PS, AC, 01/2002⇒ ONLY WITH VD1032 CT1015 CA CT1015K1 CA CT1015K2 CA CT1015WP1 CA CT1018 INJP CT1018K1 INJP	4PK1217 4PK1237 6PK2404 6PK2404D2 MS19 VD1032





AUDI

**AUDI**

A6 Avant (4B, C5)

	07/02-01/05	BFC, BCZ, BDG	120		AC ALT, PS ALT, PS, AC ONLY WITH VD1032	4PK1217 6PK2404 6PK2404D2 MS19 VD1032
				CT1015 CT1015K1 CT1015K2 CT1015WP1 CT1018 CT1018K1	CA CA CA CA INJP INJP	
	12/97-01/05	AFB, AKN	110		AC, 01/2002⇒ AC, ⇒12/2001 ALT, PS ALT, PS, AC ONLY WITH VD1032	4PK1217 4PK1237 6PK2404 6PK2404D1 MS19 VD1032
				CT1015 CT1015K1 CT1015K2 CT1015WP1 CT1018 CT1018K1	CA CA CA CA, MTR-CODE: AKN, CH-NO 4B-X-037 001⇒ INJP INJP	
2.5 TDI quattro	02/00-01/05	AKE, BAU, BDH	132	2496	AC, 01/2002⇒ AC, ⇒12/2001 ALT, PS ALT, PS, AC, ⇒12/2001 ALT, PS, AC, 01/2002⇒ ONLY WITH VD1032	4PK1217 4PK1237 6PK2404 6PK2404D1 6PK2404D2 MS19 VD1032
				CT1015 CT1015 CT1015K1 CT1015K1 CT1015K2 CT1015K2 CT1015WP1 CT1015WP1 CT1018 CT1018K1	MTR-CODE: AKE, CH-NO 4B-Y-050 001⇒, CA CA, MTR-CODE: BAU, BDH CA, MTR-CODE: AKE, CH-NO 4B-Y-050 001⇒ CA, MTR-CODE: BAU, BDH CA, MTR-CODE: AKE, CH-NO 4B-Y-050 001⇒ CA, MTR-CODE: BAU, BDH CA, MTR-CODE: AKE, CH-NO 4B-Y-050 001⇒ CA, MTR-CODE: BAU, BDH INJP, MTR-CODE: AKE, BAU, BDH INJP, MTR-CODE: AKE, BAU, BDH	
	12/97-01/05	AFB, AKN	110		AC, 01/2002⇒ AC, ⇒12/2001 ALT, PS ALT, PS, AC ONLY WITH VD1032	4PK1217 4PK1237 6PK2404 6PK2404D1 MS19 VD1032
				CT1015 CT1015K1 CT1015K2 CT1015WP1 CT1018 CT1018K1	CA CA CA CA, MTR-CODE: AKN, CH-NO 4B-X-037 001⇒ INJP INJP	
2.7 T	02/99-01/05	AJK	169	2671	ALT, PS, (-AC) ALT, PS, AC	6PK1733 6PK1856
				CT920 CT920K1 CT920K2	CA CA CA	
2.7 T quattro	08/01-01/05	ARE, BES	184	2671	ALT, PS, (-AC) ALT, PS, AC	6PK1733 6PK1856
				CT920 CT920K1 CT920K2	CA CA CA	
	12/97-01/05	AJK, AZA	169		ALT, PS, (-AC) ALT, PS, AC	6PK1733 6PK1856
				CT920 CT920K1 CT920K2	CA CA CA	
2.8	12/97-05/00	AGE	132	2771	ALT, (-AC) ALT, (AC)	6PK1760 6PK1880
				CT920 CT920K1 CT920K2	CA CA CA	





# AUDI

AUDI							
<b>A6 Avant (4B, C5)</b>							
	07/99-01/05	ATX	140		<b>CT920WP3</b>	CA ALT, PS, FAN, (-AC) ALT, PS, FAN, (AC)	<b>6PK1760</b> <b>6PK1880</b>
					<b>CT920</b> <b>CT920K1</b> <b>CT920K2</b> <b>CT920WP3</b>	CA CA CA CA	
	12/97-01/05	ACK, ALG, AMX, APR, AQD	142		<b>CT920</b> <b>CT920K1</b> <b>CT920K1</b> <b>CT920K2</b> <b>CT920K2</b> <b>CT920K4</b> <b>CT920WP3</b> <b>CT920WP3</b>	ALT, (-AC) ALT, (AC) CA CA, MTR-CODE: ALG, AMX, APR, AQD CA, MTR-CODE: ACK, MODEL '98⇒ CA, MTR-CODE: ALG, AMX, APR, AQD CA, MTR-CODE: ACK, MODEL '98⇒ CA, MTR-CODE: ACK, ⇒MODEL '97 CA, MTR-CODE: ALG, AMX, APR, AQD CA, MTR-CODE: ACK, MODEL '98⇒	<b>6PK1760</b> <b>6PK1880</b>
2.8 quattro	12/97-01/05	ACK, ALG, AMX, APR, AQD	142	2771	<b>CT920</b> <b>CT920K1</b> <b>CT920K1</b> <b>CT920K2</b> <b>CT920K2</b> <b>CT920K4</b> <b>CT920WP3</b> <b>CT920WP3</b>	ALT, (-AC) ALT, (AC) CA CA, MTR-CODE: ALG, AMX, APR, AQD CA, MTR-CODE: ACK, MODEL '98⇒ CA, MTR-CODE: ALG, AMX, APR, AQD CA, MTR-CODE: ACK, MODEL '98⇒ CA, MTR-CODE: ACK, ⇒MODEL '97 CA, MTR-CODE: ALG, AMX, APR, AQD CA, MTR-CODE: ACK, MODEL '98⇒	<b>6PK1760</b> <b>6PK1880</b>
3.0	08/01-01/05	ASN	162	2976	<b>CT1068</b> <b>CT1068K1</b> <b>CT1068K2</b>	ALT CA CA CA	<b>6PK1880</b>
3.0 quattro	08/01-01/05	ASN	162	2976	<b>CT1068</b> <b>CT1068K1</b> <b>CT1068K2</b>	ALT CA CA CA	<b>6PK1880</b>
3.7	03/99-01/05	AQG	191	3697	<b>CT920</b> <b>CT920K3</b>	ALT MTR-CODE: AKC, AQG, CA, WP MTR-CODE: AKC, AQG, CA, WP, CH-NO 4D-Y-016 501⇒	<b>6PK2650</b>
3.7 quattro	03/99-01/05	AQG	191	3697	<b>CT920</b> <b>CT920K5</b> <b>CT920K6</b> <b>CT920WP2</b>	ALT MTR-CODE: AKC, AQG, CA, WP MTR-CODE: AKC, AQG, CA, WP, CH-NO 4B-Y-085 001⇒ MTR-CODE: AKC, AQG, CA, WP, ⇒CH-NO 4B-Y-085 000 MTR-CODE: AKC, AQG, CH-NO 4B-Y-085 001⇒, CA, WP	<b>6PK2650</b>
4.2 quattro	11/98-01/05	ARS, AWN, ASG	220	4172	<b>CT920</b> <b>CT920K5</b> <b>CT920K6</b> <b>CT920WP2</b>	ALT, MTR-CODE: ARS, ASG MTR-CODE: ARS, ASG, CA, WP MTR-CODE: ARS, ASG, CA, WP, CH-NO 4B-Y-085 001⇒ MTR-CODE: ARS, ASG, CA, WP, ⇒CH-NO 4B-Y-085 000 MTR-CODE: ARS, ASG, CH-NO 4B-Y-085 001⇒, CA, WP	<b>6PK2650</b>
RS6 plus quattro	04/04-01/05	BRV	353	4172	<b>CT920</b> <b>CT920K5</b> <b>CT920WP2</b>	ALT MTR-CODE: BRV, CA, WP MTR-CODE: BRV, CA, WP MTR-CODE: BRV, CA, WP	<b>6PK2680</b>
RS6 quattro	07/02-01/05	BCY	331	4172	<b>CT920</b> <b>CT920K5</b> <b>CT920WP2</b>	ALT MTR-CODE: BCY, CA, WP MTR-CODE: BCY, CA, WP MTR-CODE: BCY, CA, WP	<b>6PK2680</b>
S6 quattro	09/99-01/05	ANK, AQJ	250	4172	<b>CT920</b> <b>CT920K5</b> <b>CT920K6</b> <b>CT920WP2</b>	ALT MTR-CODE: AQJ, ANK, CA, WP MTR-CODE: AQJ, ANK, CA, WP, CH-NO 4B-Y-085 001⇒ MTR-CODE: AQJ, ANK, CA, WP, ⇒CH-NO 4B-Y-085 000 MTR-CODE: AQJ, ANK, CA, WP, CH-NO 4B-Y-085 001⇒	<b>6PK2680</b>
<b>A6 Avant (4F5, C6)</b> 2.0 TDI	06/05-10/08	BLB, BRE	103	1968		MTR-CODE: BRE, BLB, ALT, PS, (AC) MTR-CODE: BRE, BLB, ALT, PS, (AC) ONLY WITH VD1076 ALT, (Valeo), FOR ALT: 180A, OE-NO 03G903016A	<b>6PK1613</b> <b>6PK1613D1</b> <b>MS18</b> <b>AP9001</b>  <b>VD1076</b>

**AUDI**



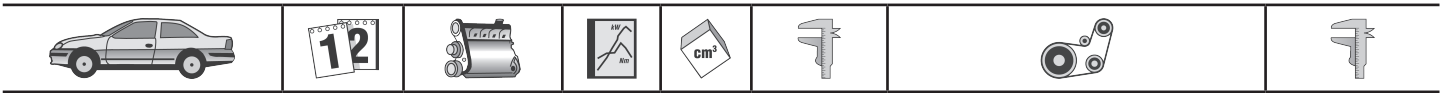
**AUDI**

A6 Avant (4F5, C6)



					<b>CT1051</b> <b>CT1051K1</b> <b>CT1051WP1</b>	MTR-CODE: BRE, BLB, CA, WP MTR-CODE: BRE, BLB, CA, WP MTR-CODE: BRE, BLB, CA, WP	
06/05-08/11	BNA, BRF, CAGB	100			<b>CT1051</b> <b>CT1051K1</b> <b>CT1051WP1</b> <b>CT1134</b> <b>CT1134K1</b> <b>CT1134WP1</b>	MTR-CODE: CAGA, CAGB, ALT ALT, MTR-CODE: BRF, BNA MTR-CODE: BRF, BNA, ALT ONLY WITH VD1076 ALT, (Valeo), FOR ALT: 180A, OE-NO 03G903016A, MTR-CODE: BNA, BRF ALT, (Bosch), FOR ALT: 180A, OE-NO 03G903023L, MTR-CODE: CAGB MTR-CODE: BRF, BNA MTR-CODE: CAGB, ⇒08/2009 MTR-CODE: CAGB, 03/2010⇒ CA, MTR-CODE: BRF, BNA CA, MTR-CODE: BRF, BNA CA, MTR-CODE: BRF, BNA MTR-CODE: CAGA, CAGB, CA MTR-CODE: CAGA, CAGB, CA MTR-CODE: CAGA, CAGB, CA, WP	<b>6PK1580</b> <b>6PK1613</b> <b>6PK1613D1</b> <b>MS18</b> <b>AP9001</b>  <b>AP9022</b>  <b>VD1076</b> <b>VD1076</b> <b>VD1076</b>
09/05-06/06	BVG	89			<b>CT1051</b> <b>CT1051K1</b> <b>CT1051WP1</b>	MTR-CODE: BVG, ALT, (AC) MTR-CODE: BVG, ALT, (AC) ONLY WITH VD1076 ALT, (Valeo), FOR ALT: 180A, OE-NO 03G903016A  MTR-CODE: BVG, CA, WP MTR-CODE: BVG, CA, WP MTR-CODE: BVG, CA, WP	<b>6PK1613</b> <b>6PK1613D1</b> <b>MS18</b> <b>AP9001</b>  <b>VD1076</b>
10/08-08/11	CAHA	125			<b>CT1134</b> <b>CT1134K1</b> <b>CT1134WP1</b>	MTR-CODE: CAHA, CAHB, ALT, (AC) ONLY WITH VD1076 ALT, (Bosch), FOR ALT: 180A, OE-NO 03G903023L MTR-CODE: CAHA, CAHB, ⇒08/2009 MTR-CODE: CAHA, CAHB, 03/2010⇒ MTR-CODE: CAHA, CAHB, CA MTR-CODE: CAHA, CAHB, CA MTR-CODE: CAHA, CAHB, CA, WP	<b>6PK1580</b> <b>MS18</b> <b>AP9022</b>  <b>VD1076</b> <b>VD1076</b>
04/09-08/11	CAHB	120			<b>CT1134</b> <b>CT1134K1</b> <b>CT1134WP1</b>	MTR-CODE: CAHA, CAHB, ALT, (AC) ONLY WITH VD1076 ALT, (Bosch), FOR ALT: 180A, OE-NO 03G903023L MTR-CODE: CAHA, CAHB, ⇒08/2009 MTR-CODE: CAHA, CAHB, 03/2010⇒ MTR-CODE: CAHA, CAHB, CA MTR-CODE: CAHA, CAHB, CA MTR-CODE: CAHA, CAHB, CA, WP	<b>6PK1580</b> <b>MS18</b> <b>AP9022</b>  <b>VD1076</b> <b>VD1076</b>
2.0 TFSI	06/05-08/11	BPJ	125	1984	<b>CT1088</b> <b>CT1088K1</b>	MTR-CODE: BPJ, BYK, ALT ALT, (Valeo), FOR ALT: 150A, OE-NO 06E903016D, 06D903016D MTR-CODE: BPJ, BYK, CA, WP MTR-CODE: BPJ, BYK, CA, WP	<b>6PK1570</b> <b>AP9009</b>
2.4	03/05-10/08	BDW	130	2393		ALT, PS, AC	<b>6PK2415</b>
2.4 quattro	03/05-10/08	BDW	130	2393		ALT, PS, AC	<b>6PK2415</b>
2.7 TDI	03/05-08/11	BSG, CANB	120	2698		MTR-CODE: BSG, ALT, PS, AC, NOTCH BACK, ⇒CH-NO 4F-5-140 000 MTR-CODE: BSG, ALT, PS, AC, ESTATE, ⇒CH-NO 4F-6-017 400 MTR-CODE: BSG, ALT, PS, AC, CH-NO 4F-6-172 454⇒, ⇒CH-NO 4F-7-029 698, (MANL) MTR-CODE: BSG, ALT, PS, AC, ⇒CH-NO 4F-7-029 698, (CVT-AUTOM) MTR-CODE: BSG, ALT, PS, AC, CH-NO 4F-7-029 699⇒ MTR-CODE: BSG, ALT, PS, AC, NOTCH BACK, ⇒CH-NO 4F-5-140 000 MTR-CODE: BSG, ALT, PS, AC, ESTATE, ⇒CH-NO 4F-6-017 400 MTR-CODE: BSG, ALT, PS, AC, CH-NO 4F-6-172 454⇒, ⇒CH-NO 4F-7-029 698, (MANL) MTR-CODE: BSG, ALT, PS, AC, ⇒CH-NO 4F-7-029 698, (CVT-AUTOM) MTR-CODE: BSG, ALT, PS, AC, CH-NO 4F-7-029 699⇒ MTR-CODE: BSG, ALT, PS, AC, NOTCH BACK, (MANL), CH-NO 4F-5-140 001⇒,	<b>6PK2460</b>  <b>6PK2460</b>  <b>6PK2460</b>  <b>6PK2460</b>  <b>6PK2460</b>  <b>6PK2460D1</b>  <b>6PK2460D1</b>  <b>6PK2460D1</b>  <b>6PK2460D1</b>  <b>6PK2490</b>





<b>AUDI</b>						
<b>A6 Avant (4F5, C6)</b>						
					⇒CH-NO 4F-6-172 453 MTR-CODE: BSG, ALT, PS, AC, NOTCH BACK, (AUTOM), CH-NO 4F-5-140 001⇒, ⇒CH-NO 4F-6-172 453 MTR-CODE: BSG, ALT, PS, AC, ESTATE, (MANL), CH-NO 4F-6-017 401⇒, ⇒CH-NO 4F-6-172 453 MTR-CODE: BSG, ALT, PS, AC, ESTATE, (AUTOM), CH-NO 4F-6-017 401⇒, ⇒CH-NO 4F-6-172 453 MTR-CODE: BSG, ALT, PS, AC, CH-NO 4F-6-172 454⇒, ⇒CH-NO 4F-7-029 698, (AUTOM) MTR-CODE: BSG, ALT, PS, AC, NOTCH BACK, (MANL), CH-NO 4F-5-140 001⇒, ⇒CH-NO 4F-6-172 453 MTR-CODE: BSG, ALT, PS, AC, NOTCH BACK, (AUTOM), CH-NO 4F-5-140 001⇒, ⇒CH-NO 4F-6-172 453 MTR-CODE: BSG, ALT, PS, AC, ESTATE, (MANL), CH-NO 4F-6-017 401⇒, ⇒CH-NO 4F-6-172 453 MTR-CODE: BSG, ALT, PS, AC, ESTATE, (AUTOM), CH-NO 4F-6-017 401⇒, ⇒CH-NO 4F-6-172 453 MTR-CODE: BSG, ALT, PS, AC, CH-NO 4F-6-172 454⇒, ⇒CH-NO 4F-7-029 698, (AUTOM) MTR-CODE: CANB, CAND, ALT ONLY WITH VD1033 MTR-CODE: BSG INJP, MTR-CODE: BSG	6PK2490 6PK2490 6PK2490 6PK2490 6PK2490D1 6PK2490D1 6PK2490D1 6PK2490D1 6PK2490D1 6PK2498 MS25 VD1033
					<b>CT1094</b> <b>CT1094K1</b> <b>CT1131</b> <b>CT1131K1</b>	
03/05-10/08	BPP	132			ALT, PS, AC, NOTCHBACK, ⇒CH-NO 4F-5-140 000 ALT, PS, AC, ESTATE, ⇒CH-NO 4F-6-017 400 ALT, PS, AC, CH-NO 4F-6-172 454⇒, ⇒CH-NO 4F-7-029 698, (MANL) ALT, PS, AC, ⇒CH-NO 4F-7-029 698, (CVT-AUTOM) ALT, PS, AC, CH-NO 4F-7-029 699⇒ ALT, PS, AC, NOTCHBACK, ⇒CH-NO 4F-5-140 000 ALT, PS, AC, ESTATE, ⇒CH-NO 4F-6-017 400 ALT, PS, AC, CH-NO 4F-6-172 454⇒, ⇒CH-NO 4F-7-029 698, (MANL) ALT, PS, AC, ⇒CH-NO 4F-7-029 698, (CVT-AUTOM) ALT, PS, AC, CH-NO 4F-7-029 699⇒ ALT, PS, AC, NOTCHBACK, (MANL), CH-NO 4F-5-140 001⇒, ⇒CH-NO 4F-6-172 453 ALT, PS, AC, NOTCHBACK, (AUTOM), CH-NO 4F-5-140 001⇒, ⇒CH-NO 4F-6-172 453 ALT, PS, AC, ESTATE, (MANL), CH-NO 4F-6-017 401⇒, ⇒CH-NO 4F-6-172 453 ALT, PS, AC, ESTATE, (AUTOM), CH-NO 4F-6-017 401⇒, ⇒CH-NO 4F-6-172 453 ALT, PS, AC, CH-NO 4F-6-172 454⇒, ⇒CH-NO 4F-7-029 698, (AUTOM) ALT, PS, AC, NOTCHBACK, (MANL), CH-NO 4F-5-140 001⇒, ⇒CH-NO 4F-6-172 453 ALT, PS, AC, NOTCHBACK, (AUTOM), CH-NO 4F-5-140 001⇒, ⇒CH-NO 4F-6-172 453 ALT, PS, AC, ESTATE, (MANL), CH-NO 4F-6-017 401⇒, ⇒CH-NO 4F-6-172 453 ALT, PS, AC, ESTATE, (AUTOM), CH-NO 4F-6-017 401⇒, ⇒CH-NO 4F-6-172 453 ALT, PS, AC, CH-NO 4F-6-172 454⇒, ⇒CH-NO 4F-7-029 698, (AUTOM) ONLY WITH VD1033	6PK2460 6PK2460 6PK2460 6PK2460 6PK2460D1 6PK2460D1 6PK2460D1 6PK2460D1 6PK2460D1 6PK2490 6PK2490 6PK2490 6PK2490 6PK2490D1 6PK2490D1 6PK2490D1 6PK2490D1 6PK2490D1 6PK2490D1 MS25

**AUDI**





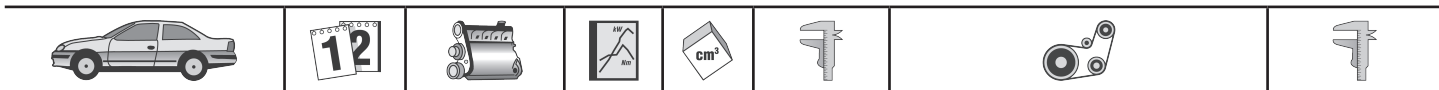
AUDI

**AUDI**

A6 Avant (4F5, C6)

Model	Start	Region	Power (kW)	Power (hp)	Code	Description	Part No.
	10/08-08/11	CANA	140		CT1094	MTR-CODE: BPP	VD1033
					CT1094K1	INJP INJP	
	03/05-10/08	BPP	132	2698	CT1131	ALT	6PK2498
					CT1131K1	INJP INJP	
2.7 TDI quattro	03/05-10/08	BPP	132	2698		ALT, PS, AC, NOTCHBACK, ⇒CH-NO 4F-5-140 000	6PK2460
						ALT, PS, AC, ESTATE, ⇒CH-NO 4F-6-017 400	6PK2460
						ALT, PS, AC, CH-NO 4F-6-172 454⇒, ⇒CH-NO 4F-7-029 698, (MANL)	6PK2460
						ALT, PS, AC, ⇒CH-NO 4F-7-029 698, (CVT-AUTOM)	6PK2460
						ALT, PS, AC, CH-NO 4F-7-029 699⇒	6PK2460
						ALT, PS, AC, NOTCHBACK, ⇒CH-NO 4F-5-140 000	6PK2460D1
						ALT, PS, AC, ESTATE, ⇒CH-NO 4F-6-017 400	6PK2460D1
						ALT, PS, AC, CH-NO 4F-6-172 454⇒, ⇒CH-NO 4F-7-029 698, (MANL)	6PK2460D1
						ALT, PS, AC, ⇒CH-NO 4F-7-029 698, (CVT-AUTOM)	6PK2460D1
						ALT, PS, AC, CH-NO 4F-7-029 699⇒	6PK2460D1
						ALT, PS, AC, NOTCHBACK, (MANL), CH-NO 4F-5-140 001⇒, ⇒CH-NO 4F-6-172 453	6PK2490
						ALT, PS, AC, NOTCHBACK, (AUTOM), CH-NO 4F-5-140 001⇒, ⇒CH-NO 4F-6-172 453	6PK2490
						ALT, PS, AC, ESTATE, (MANL), CH-NO 4F-6-017 401⇒, ⇒CH-NO 4F-6-172 453	6PK2490
						ALT, PS, AC, ESTATE, (AUTOM), CH-NO 4F-6-017 401⇒, ⇒CH-NO 4F-6-172 453	6PK2490
						ALT, PS, AC, CH-NO 4F-6-172 454⇒, ⇒CH-NO 4F-7-029 698, (AUTOM)	6PK2490D1
						ALT, PS, AC, NOTCHBACK, (MANL), CH-NO 4F-5-140 001⇒, ⇒CH-NO 4F-6-172 453	6PK2490D1
						ALT, PS, AC, NOTCHBACK, (AUTOM), CH-NO 4F-5-140 001⇒, ⇒CH-NO 4F-6-172 453	6PK2490D1
						ALT, PS, AC, ESTATE, (MANL), CH-NO 4F-6-017 401⇒, ⇒CH-NO 4F-6-172 453	6PK2490D1
						ALT, PS, AC, ESTATE, (AUTOM), CH-NO 4F-6-017 401⇒, ⇒CH-NO 4F-6-172 453	6PK2490D1
						ALT, PS, AC, CH-NO 4F-6-172 454⇒, ⇒CH-NO 4F-7-029 698, (AUTOM)	6PK2490D1
						ONLY WITH VD1033	MS25
						MTR-CODE: BPP	VD1033
					CT1094	INJP	
					CT1094K1	INJP	
	06/05-08/11	BSG, CAND	120			MTR-CODE: BSG, ALT, PS, AC, NOTCH BACK, ⇒CH-NO 4F-5-140 000	6PK2460
						MTR-CODE: BSG, ALT, PS, AC, ESTATE, ⇒CH-NO 4F-6-017 400	6PK2460
						MTR-CODE: BSG, ALT, PS, AC, CH-NO 4F-6-172 454⇒, ⇒CH-NO 4F-7-029 698, (MANL)	6PK2460
						MTR-CODE: BSG, ALT, PS, AC, ⇒CH-NO 4F-7-029 698, (CVT-AUTOM)	6PK2460
						MTR-CODE: BSG, ALT, PS, AC, CH-NO 4F-7-029 699⇒	6PK2460
						MTR-CODE: BSG, ALT, PS, AC, NOTCH BACK, ⇒CH-NO 4F-5-140 000	6PK2460D1
						MTR-CODE: BSG, ALT, PS, AC, ESTATE, ⇒CH-NO 4F-6-017 400	6PK2460D1
						MTR-CODE: BSG, ALT, PS, AC, CH-NO 4F-6-172 454⇒, ⇒CH-NO 4F-7-029 698, (MANL)	6PK2460D1
						MTR-CODE: BSG, ALT, PS, AC, ⇒CH-NO 4F-7-029 698, (CVT-AUTOM)	6PK2460D1
						MTR-CODE: BSG, ALT, PS, AC, CH-NO 4F-7-029 699⇒	6PK2460D1
						MTR-CODE: BSG, ALT, PS, AC, NOTCH BACK, (MANL), CH-NO 4F-5-140 001⇒, ⇒CH-NO 4F-6-172 453	6PK2490
						MTR-CODE: BSG, ALT, PS, AC, NOTCH	6PK2490





<b>AUDI</b>						
<b>A6 Avant (4F5, C6)</b>						
						BACK, (AUTOM), CH-NO 4F-5-140 001⇒, ⇒CH-NO 4F-6-172 453 MTR-CODE: BSG, ALT, PS, AC, ESTATE, (MANL), CH-NO 4F-6-017 401⇒, ⇒CH-NO 4F-6-172 453 <b>6PK2490</b> MTR-CODE: BSG, ALT, PS, AC, ESTATE, (AUTOM), CH-NO 4F-6-017 401⇒, ⇒CH-NO 4F-6-172 453 <b>6PK2490</b> MTR-CODE: BSG, ALT, PS, AC, CH-NO 4F-6-172 454⇒, ⇒CH-NO 4F-7-029 698, (AUTOM) <b>6PK2490</b> MTR-CODE: BSG, ALT, PS, AC, NOTCH BACK, (MANL), CH-NO 4F-5-140 001⇒, ⇒CH-NO 4F-6-172 453 <b>6PK2490D1</b> MTR-CODE: BSG, ALT, PS, AC, NOTCH BACK, (AUTOM), CH-NO 4F-5-140 001⇒, ⇒CH-NO 4F-6-172 453 <b>6PK2490D1</b> MTR-CODE: BSG, ALT, PS, AC, ESTATE, (MANL), CH-NO 4F-6-017 401⇒, ⇒CH-NO 4F-6-172 453 <b>6PK2490D1</b> MTR-CODE: BSG, ALT, PS, AC, ESTATE, (AUTOM), CH-NO 4F-6-017 401⇒, ⇒CH-NO 4F-6-172 453 <b>6PK2490D1</b> MTR-CODE: BSG, ALT, PS, AC, CH-NO 4F-6-172 454⇒, ⇒CH-NO 4F-7-029 698, (AUTOM) <b>6PK2490D1</b> MTR-CODE: CANB, CAND, ALT ONLY WITH VD1033 <b>6PK2498</b> <b>MS25</b> <b>VD1033</b> MTR-CODE: BSG <b>CT1094</b> INJP, MTR-CODE: BSG <b>CT1094K1</b> MTR-CODE: BSG, INJP <b>CT1131</b> INJP, MTR-CODE: CANB, CAND <b>CT1131K1</b> MTR-CODE: CANB, CAND, INJP
	10/08-08/11	CANC	140		<b>CT1131</b> ALT <b>CT1131K1</b> INJP INJP	<b>6PK2498</b>
2.8 FSI	11/06-10/08	BDX	154	2773	ALT, PS, AC	<b>6PK2415</b>
	10/08-08/11	CCDA	140		ALT	<b>6PK2415</b>
		CCEA	162		ALT	<b>6PK2415</b>
2.8 FSI quattro	06/07-10/08	BDX	154	2773	ALT, PS, AC	<b>6PK2415</b>
	10/08-08/11	CCDA	140		ALT	<b>6PK2415</b>
		CCEA	162		ALT	<b>6PK2415</b>
3.0	03/05-05/06	BBJ	160	2976	ALT	<b>6PK1920</b>
					<b>CT1068</b> CA <b>CT1068K1</b> CA <b>CT1068K2</b> CA	
3.0 quattro	03/05-05/06	BBJ	160	2976	ALT	<b>6PK1920</b>
					<b>CT1068</b> CA <b>CT1068K1</b> CA <b>CT1068K2</b> CA	
3.0 TDi	06/06-08/11	ASB	171	2967	ALT, PS, AC, ⇒CH-NO 4F-6-100 000 ALT, PS, AC, CH-NO 4F-6-172 454⇒, ⇒CH-NO 4F-7-029 698, (MANL) <b>6PK2460</b> <b>6PK2460</b> ALT, PS, AC, CH-NO 4F-7-029 699⇒ <b>6PK2460D1</b> ALT, PS, AC, ⇒CH-NO 4F-6-100 000 <b>6PK2460D1</b> ALT, PS, AC, CH-NO 4F-6-172 454⇒, ⇒CH-NO 4F-7-029 698, (MANL) <b>6PK2460D1</b> ALT, PS, AC, CH-NO 4F-7-029 699⇒ <b>6PK2460D1</b> ALT, PS, AC, CH-NO 4F-6-100 001⇒, ⇒CH-NO 4F-6-172 453 <b>6PK2490</b> ALT, PS, AC, CH-NO 4F-6-172 454⇒, ⇒CH-NO 4F-7-029 698, (AUTOM) <b>6PK2490</b> ALT, PS, AC, CH-NO 4F-6-100 001⇒, ⇒CH-NO 4F-6-172 453 <b>6PK2490D1</b> ALT, PS, AC, CH-NO 4F-6-172 454⇒, ⇒CH-NO 4F-7-029 698, (AUTOM) <b>6PK2490D1</b> ONLY WITH VD1033 <b>MS25</b> <b>VD1033</b> <b>CT1094</b> INJP <b>CT1094K1</b> INJP	
3.0 TDi quattro	03/05-05/06	BMK	165	2967	ALT, PS, AC, ⇒CH-NO 4F-6-100 000 ALT, PS, AC, CH-NO 4F-6-172 454⇒, ⇒CH-NO 4F-7-029 698, (MANL) <b>6PK2460</b> <b>6PK2460</b> ALT, PS, AC, CH-NO 4F-7-029 699⇒ <b>6PK2460D1</b> ALT, PS, AC, ⇒CH-NO 4F-6-100 000 <b>6PK2460D1</b> ALT, PS, AC, CH-NO 4F-6-172 454⇒, ⇒CH-NO 4F-7-029 698, (MANL) <b>6PK2460D1</b> ALT, PS, AC, CH-NO 4F-7-029 699⇒ <b>6PK2460D1</b>	

**AUDI**



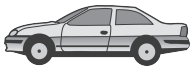
**AUDI**

**A6 Avant (4F5, C6)**



					ALT, PS, AC, CH-NO 4F-6-100 001⇒, ⇒CH-NO 4F-6-172 453 ALT, PS, AC, CH-NO 4F-6-172 454⇒, ⇒CH-NO 4F-7-029 698, (AUTOM) ALT, PS, AC, CH-NO 4F-6-100 001⇒, ⇒CH-NO 4F-6-172 453 ALT, PS, AC, CH-NO 4F-6-172 454⇒, ⇒CH-NO 4F-7-029 698, (AUTOM) ONLY WITH VD1033 MTR-CODE: BMK	<b>6PK2490</b> <b>6PK2490</b> <b>6PK2490D1</b> <b>6PK2490D1</b> <b>MS25</b> <b>VD1033</b>
	03/05-08/11	BNG, CDYB	155	<b>CT1094</b> <b>CT1094K1</b>	INJP INJP	
					ALT, PS, AC, ⇒CH-NO 4F-6-100 000 ALT, PS, AC, CH-NO 4F-6-172 454⇒, ⇒CH-NO 4F-7-029 698, (MANL) ALT, PS, AC, CH-NO 4F-7-029 699⇒ ALT, PS, AC, ⇒CH-NO 4F-6-100 000 ALT, PS, AC, CH-NO 4F-6-172 454⇒, ⇒CH-NO 4F-7-029 698, (MANL) ALT, PS, AC, CH-NO 4F-7-029 699⇒ ALT, PS, AC, CH-NO 4F-6-100 001⇒, ⇒CH-NO 4F-6-172 453 ALT, PS, AC, CH-NO 4F-6-172 454⇒, ⇒CH-NO 4F-7-029 698, (AUTOM) ALT, PS, AC, CH-NO 4F-6-100 001⇒, ⇒CH-NO 4F-6-172 453 ALT, PS, AC, CH-NO 4F-6-172 454⇒, ⇒CH-NO 4F-7-029 698, (AUTOM) ONLY WITH VD1033 MTR-CODE: BNG	<b>6PK2460</b> <b>6PK2460</b> <b>6PK2460</b> <b>6PK2460D1</b> <b>6PK2460D1</b> <b>6PK2460D1</b> <b>6PK2490</b> <b>6PK2490</b> <b>6PK2490D1</b> <b>6PK2490D1</b> <b>MS25</b> <b>VD1033</b>
	06/06-10/08	ASB	171	<b>CT1094</b> <b>CT1094K1</b>	INJP INJP	
					ALT, PS, AC, ⇒CH-NO 4F-6-100 000 ALT, PS, AC, CH-NO 4F-6-172 454⇒, ⇒CH-NO 4F-7-029 698, (MANL) ALT, PS, AC, CH-NO 4F-7-029 699⇒ ALT, PS, AC, ⇒CH-NO 4F-6-100 000 ALT, PS, AC, CH-NO 4F-6-172 454⇒, ⇒CH-NO 4F-7-029 698, (MANL) ALT, PS, AC, CH-NO 4F-7-029 699⇒ ALT, PS, AC, CH-NO 4F-6-100 001⇒, ⇒CH-NO 4F-6-172 453 ALT, PS, AC, CH-NO 4F-6-172 454⇒, ⇒CH-NO 4F-7-029 698, (AUTOM) ALT, PS, AC, CH-NO 4F-6-100 001⇒, ⇒CH-NO 4F-6-172 453 ALT, PS, AC, CH-NO 4F-6-172 454⇒, ⇒CH-NO 4F-7-029 698, (AUTOM) ONLY WITH VD1033 MTR-CODE: ASB	<b>6PK2460</b> <b>6PK2460</b> <b>6PK2460</b> <b>6PK2460D1</b> <b>6PK2460D1</b> <b>6PK2460D1</b> <b>6PK2490</b> <b>6PK2490</b> <b>6PK2490D1</b> <b>6PK2490D1</b> <b>MS25</b> <b>VD1033</b>
	10/08-08/11	CDYA, CDYC	176	<b>CT1094</b> <b>CT1094K1</b>	INJP INJP	
				<b>CT1131</b> <b>CT1131K1</b>	ALT INJP INJP	<b>6PK2498</b>
3.0 TFSI quattro	10/08-08/11	CCAA CAJA	220 213		ALT, AC ALT	<b>6PK2460</b> <b>6PK2460</b>
3.2 FSI	03/05-10/08	AUK	188	3123	ALT, PS, AC	<b>6PK2415</b>
3.2 FSI quattro	03/05-10/08	AUK	188	3123	ALT, PS, AC	<b>6PK2415</b>
4.2 FSI quattro	06/06-08/11	BVJ	257	4163	ALT	<b>5PK1135</b>
4.2 quattro	03/05-05/06	BAT	246	4163	ALT	<b>5PK1105</b>
RS6 quattro	04/08-08/10	BUH	426	4991	ALT	<b>5PK950</b>
S6 quattro	03/06-08/11	BXA	320	5204	ALT	<b>5PK1130</b>
<b>A6 Avant (4G5, C7)</b>						
2.0 TDI	05/11-	CGLC, CMGB	130	1968	ALT ALT, (Valeo), FOR ALT: 180A, OE-NO 03L903016A CA CA CA, WP	<b>6PK1264</b> <b>AP9022</b> <b>VD1111</b>
		CGLD	120		ALT ALT, (Valeo), FOR ALT: 180A, OE-NO 03L903016A CA CA CA, WP	<b>6PK1264</b> <b>AP9022</b> <b>VD1111</b>





## AUDI

### A6 Avant (4G5, C7)

	01/12-	CGLE	100			ALT ALT, (Valeo), FOR ALT: 180A, OE-NO 03L903016A	6PK1264 AP9022 VD1111
					CT1139 CT1139K1 CT1139WP4	CA CA CA, WP	
2.0 TFSI	06/11-	CDNB	132	1984	CT1143	ALT WP	6PK1100
2.8 FSI	05/11-	CHVA	150	2773		ALT	6PK2285
2.8 FSI quattro	05/11-	CHVA	150	2773		ALT	6PK2285
3.0 TDI	05/11-	CLAB	150	2967		ALT	6PK2415
3.0 TDI quattro	05/11-	CLAA	150	2967		ALT	6PK2415
		CDUC, CKVB, CKVC, CDUD	180			ALT	6PK2415
		CGQB	230			ALT	6PK2415
3.0 TFSI quattro	05/11-	CGWB	220	2995		ALT	6PK2330
	11/11-	CGWD	228			ALT	6PK2330
S6 quattro	02/12-	CEUC	309	3993		ALT	5PK985

### A7 Sportback (4GA)

2.8 FSI	02/11-	CHVA	150	2773		ALT	6PK2285
2.8 FSI quattro	10/10-	CNYA, CHVA	150	2773		ALT	6PK2285
3.0 TDI	11/10-	CLAB	150	2967		ALT	6PK2415
3.0 TDI quattro	11/11-	CGQB	230	2967		ALT	6PK2415
		CDUC, CKVB, CKVC, CDUD	180			ALT	6PK2415
		CLAA	150			ALT	6PK2415
3.0 TFSI quattro	10/10-	CGWB, CHMA	220	2995		ALT	6PK2330
	01/11-	CGXB, CTTA, CTUA, CGWD	228			ALT	6PK2330

### A8 (4D2, 4D8)

2.5 TDI	09/00-09/02	AKE	132	2496		AC ALT, PS ONLY WITH VD1032	4PK1237 6PK2404 MS19 VD1032
					CT1015 CT1015K1 CT1015K2 CT1015WP1 CT1018 CT1018K1	CA CA CA CA INJP INJP	
2.5 TDI quattro	01/97-04/00	AFB, AKN	110			AC ALT, PS ONLY WITH VD1032	4PK1237 6PK2404 MS19 VD1032
					CT1015 CT1015K1 CT1015K2 CT1015WP1 CT1018 CT1018K1	CA CA CA CA, MTR-CODE: AKN, CH-NO 4B-X-037 001⇒ INJP INJP	
2.5 TDI quattro	09/00-09/02	AKE	132	2496		AC ALT, PS ONLY WITH VD1032	4PK1237 6PK2404 MS19 VD1032
					CT1015 CT1015K1 CT1015K2 CT1015WP1 CT1018 CT1018K1	CA CA CA CA INJP INJP	
2.8	07/97-04/00	AFB, AKN	110			AC ALT, PS ONLY WITH VD1032	4PK1237 6PK2404 MS19 VD1032
					CT1015 CT1015K1 CT1015K2 CT1015WP1 CT1018 CT1018K1	CA CA CA CA, MTR-CODE: AKN, CH-NO 4D-X-005 501⇒ INJP INJP	
2.8	03/94-03/96	AAH	128	2771		ALT, PS, CH-NO 4DS000497⇒ ALT, PS, ⇒CH-NO 4DS000496 ALT, PS, 01/1995⇒ ALT, PS, AC, CH-NO 4DS000497⇒ ALT, PS, AC, 01/1995⇒	6PK1635 6PK1675 6PK1760 6PK1863 6PK1873





AUDI

**AUDI**

A8 (4D2, 4D8)



					<b>CT726</b> <b>CT726K1</b> <b>CT726K2</b> <b>CT726WP2</b>	ALT, PS, AC, ⇨CH-NO 4DS000496 CA CA, ⇨CH-NO 4D-S-000 496 CA, CH-NO 4D-S-000 497⇨ CA, CH-NO 4D-S-000 497⇨	<b>6PK1905</b>
	04/96-09/02	ACK, ALG, AMX, APR, AQD	142		<b>CT920</b> <b>CT920K1</b>  <b>CT920K1</b> <b>CT920K2</b>  <b>CT920K2</b> <b>CT920K4</b>  <b>CT920WP3</b> <b>CT920WP3</b>	ALT, (-AC) ALT, (AC) CA CA, MTR-CODE: ACK, ALG, CH-NO 4D-V-011 001⇨ CA, MTR-CODE: APR, AMX, AQD CA, MTR-CODE: ACK, ALG, CH-NO 4D-V-011 001⇨ CA, MTR-CODE: APR, AMX, AQD CA, MTR-CODE: ACK, ⇨CH-NO 4D-V-011 000 CA, MTR-CODE: ACK, ALG, CH-NO 4D-V-011 001⇨ CA, MTR-CODE: APR, AMX, AQD	<b>6PK1760</b> <b>6PK1880</b>
	07/95-03/96	AEJ	120		<b>CT726</b> <b>CT726K1</b> <b>CT726K2</b> <b>CT726WP2</b>	ALT, (-AC), CH-NO 4D-S-004 301⇨ ALT, (AC), CH-NO 4D-S-004 301⇨ CA CA, ⇨CH-NO 4D-S-000 496 CA, CH-NO 4D-S-000 497⇨ CA, CH-NO 4D-S-000 497⇨	<b>6PK1760</b> <b>6PK1873</b>
2.8 quattro	03/94-03/96	AAH	128	2771	<b>CT726</b> <b>CT726K1</b> <b>CT726K2</b> <b>CT726WP2</b>	ALT, PS, CH-NO 4DS000497⇨ ALT, PS, ⇨CH-NO 4DS000496 ALT, PS, 01/1995⇨ ALT, PS, AC, CH-NO 4DS000497⇨ ALT, PS, AC, 01/1995⇨ ALT, PS, AC, ⇨CH-NO 4DS000496 CA CA, ⇨CH-NO 4D-S-000 496 CA, CH-NO 4D-S-000 497⇨ CA, CH-NO 4D-S-000 497⇨	<b>6PK1635</b> <b>6PK1675</b> <b>6PK1760</b> <b>6PK1863</b> <b>6PK1873</b> <b>6PK1905</b>
	04/96-09/02	ACK, AMX, APR, AQD	142		<b>CT920</b> <b>CT920K1</b>  <b>CT920K1</b> <b>CT920K2</b>  <b>CT920K2</b> <b>CT920K4</b>  <b>CT920WP3</b> <b>CT920WP3</b>	ALT, (-AC) ALT, (AC) CA CA, MTR-CODE: ACK, CH-NO 4D-V-011 001⇨ CA, MTR-CODE: APR, AMX, AQD CA, MTR-CODE: ACK, CH-NO 4D-V-011 001⇨ CA, MTR-CODE: APR, AMX, AQD CA, MTR-CODE: ACK, ⇨CH-NO 4D-V-011 000 CA, MTR-CODE: ACK, CH-NO 4D-V-011 001⇨ CA, MTR-CODE: APR, AMX, AQD	<b>6PK1760</b> <b>6PK1880</b>
	07/95-03/96	AEJ	120		<b>CT726</b> <b>CT726K1</b> <b>CT726K2</b> <b>CT726WP2</b>	ALT, (-AC), CH-NO 4D-S-004 301⇨ ALT, (AC), CH-NO 4D-S-004 301⇨ CA CA, ⇨CH-NO 4D-S-000 496 CA, CH-NO 4D-S-000 497⇨ CA, CH-NO 4D-S-000 497⇨	<b>6PK1760</b> <b>6PK1873</b>
3.3 TDI quattro	06/00-09/02	AKF	165	3328	<b>CT1135</b>	ALT CA	<b>6PK2615</b>
3.7	11/98-09/02	AQG, AKC	191	3697	<b>CT920</b> <b>CT920K3</b>	ALT MTR-CODE: AKC, AQG, CA, WP MTR-CODE: AKC, AQG, CA, WP, CH-NO 4D-Y-016 501⇨	<b>6PK2650</b>
	07/95-12/98	AEW	169		<b>CT727</b>	ALT, PS, AC CA	<b>6PK2680</b>
3.7 quattro	11/98-09/02	AQG, AKC	191	3697	<b>CT920</b> <b>CT920K5</b>  <b>CT920K6</b> <b>CT920WP2</b>	ALT MTR-CODE: AKC, AQG, CA, WP MTR-CODE: AKC, AQG, CA, WP, CH-NO 4D-Y-016 501⇨ MTR-CODE: AKC, AQG, CA, WP, ⇨CH-NO 4D-Y-016 500 MTR-CODE: AKC, AQG, CH-NO 4D-Y-016 501⇨, CA, WP	<b>6PK2650</b>
	07/95-11/98	AEW, AKJ	169		<b>CT727</b>	ALT, PS, AC CA	<b>6PK2680</b>
4.2 quattro	11/98-09/02	AQF, AUX, AUW	228	4172	<b>CT920</b> <b>CT920K5</b>  <b>CT920K6</b>	ALT MTR-CODE: AQF, AUW, CA, WP MTR-CODE: AQF, AUW, CH-NO 4D-Y-016 501⇨, CA, WP MTR-CODE: AQF, AUW, ⇨CH-NO 4D-Y-	<b>6PK2650</b>





<b>AUDI</b>						
<b>A8 (4D2, 4D8)</b>						
					<b>CT920WP2</b>	016 500, CA, WP MTR-CODE: AQF, AUW, CH-NO 4D-Y-016 501⇒, CA, WP
	02/99-04/00	ARU	175		<b>CT920</b> <b>CT920K5</b> <b>CT920K6</b> <b>CT920WP2</b>	ALT MTR-CODE: ARU, CA, WP MTR-CODE: ARU, CA, WP, CH-NO 4D-Y-016 501⇒ MTR-CODE: ARU, CA, WP, ⇒CH-NO 4D-Y-016 500 MTR-CODE: ARU, CH-NO 4D-Y-016 501⇒, CA, WP
	07/95-09/98	AGH	210		<b>CT727</b>	ALT CA
	03/94-11/98	ABZ, AKG	220		<b>CT727</b>	ALT, PS, AC CA
	03/94-07/96	AEM	180		<b>CT727</b>	ALT, PS, AC CA
S 8 quattro	06/99-09/02	AQH, AVP	265	4172	<b>CT920</b> <b>CT920K5</b> <b>CT920K6</b> <b>CT920WP2</b>	ALT MTR-CODE: AVP, AQH, CA, WP MTR-CODE: AVP, AQH, CH-NO 4D-Y-016 501⇒, CA, WP MTR-CODE: AVP, AQH, CA, WP, ⇒CH-NO 4D-Y-016 500 MTR-CODE: AVP, AQH, CH-NO 4D-Y-016 501⇒, CA, WP
	07/96-06/99	AHC, AKH	250		<b>CT727</b>	ALT, PS, AC CA
<b>A8 (4E_)</b>						
2.8 FSI	08/07-07/10	BDX	154	2773		ALT
3.0	07/03-05/05	ASN	162	2976		ALT, ⇒MODEL '03 ALT, MODEL '04⇒
					<b>CT1068</b> <b>CT1068K1</b> <b>CT1068K2</b>	CA CA CA
	07/03-05/06	BBJ	160		<b>CT1068</b> <b>CT1068K1</b> <b>CT1068K2</b>	ALT CA CA CA
3.0 quattro	11/03-05/04	BBJ	160	2976		ALT, ⇒MODEL '03 ALT, MODEL '04⇒
					<b>CT1068</b> <b>CT1068K1</b> <b>CT1068K2</b>	CA CA CA
	08/03-05/05	ASN	162			ALT, ⇒MODEL '03 ALT, MODEL '04⇒
					<b>CT1068</b> <b>CT1068K1</b> <b>CT1068K2</b>	CA CA CA
3.0 TDI quattro	08/03-07/10	ASB	171	2967		ALT, PS, AC, ⇒CH-NO 4E-6-020 000 ALT, PS, AC, CH-NO 4E-7-003 343⇒, ⇒CH-NO 4E-7-030 000 ALT, PS, AC, ⇒CH-NO 4E-6-020 000 ALT, PS, AC, CH-NO 4E-7-003 343⇒, ⇒CH-NO 4E-7-030 000 ALT, PS, AC, CH-NO 4E-6-020 001⇒, ⇒CH-NO 4E-7-003 342 ALT, PS, AC, CH-NO 4E-6-020 001⇒, ⇒CH-NO 4E-7-003 342 ONLY WITH VD1033 MTR-CODE: ASB
					<b>CT1094</b> <b>CT1094K1</b>	INJP INJP
	11/03-07/10	BNG	155			ALT, PS, AC, ⇒CH-NO 4E-6-020 000 ALT, PS, AC, CH-NO 4E-7-003 343⇒, ⇒CH-NO 4E-7-030 000 ALT, PS, AC, ⇒CH-NO 4E-6-020 000 ALT, PS, AC, CH-NO 4E-7-003 343⇒, ⇒CH-NO 4E-7-030 000 ALT, PS, AC, CH-NO 4E-6-020 001⇒, ⇒CH-NO 4E-7-003 342 ALT, PS, AC, CH-NO 4E-6-020 001⇒, ⇒CH-NO 4E-7-003 342 ONLY WITH VD1033 MTR-CODE: BNG
					<b>CT1094</b> <b>CT1094K1</b>	INJP INJP
3.2 FSI	06/05-07/10	BPK	191	3123		ALT
3.2 FSI quattro	06/05-07/10	BPK	191	3123		ALT

**AUDI**


**AUDI**
**AUDI**

<b>A8 (4E_)</b>							
↔ 3.7 quattro	10/02-05/06	BFL	206	3697	CT920 CT920K5 CT920WP2	ALT, CH-NO 4E-3-001 501⇒ MTR-CODE: BFL, CA, WP MTR-CODE: BFL, CA, WP MTR-CODE: BFL, CA, WP	7PK2535
4.0 TDI quattro	05/03-07/05	ASE	202	3936	CT1095	ALT, AC CA	6PK1623
4.2 FSI quattro	06/06-07/10	BVJ	257	4163		ALT	5PK1135
4.2 quattro	10/02-07/10	BFM	246	4172	CT920 CT920K5 CT920WP2	ALT, CH-NO 4E-3-001 601⇒, ⇒CH-NO 4E-6-030 000 MTR-CODE: BFM, CA, WP MTR-CODE: BFM, CA, WP MTR-CODE: BFM, CA, WP	7PK2535
4.2 TDI quattro	01/05-06/05	BMC	235	4134	CT1095	ALT, AC CA	6PK1623
	07/05-07/10	BVN	240		CT1095	ALT, AC CA	6PK1623
S8 quattro	06/06-07/10	BSM	331	5204		ALT	5PK1130
<b>A8 (4H_)</b>							
2.0 TFSI hybrid	02/12-	CHJA	155	1984	CT1143	WP	
3.0 TDI	09/11-	CLAB	150	2967		ALT	6PK2535
3.0 TDI quattro	08/10-	CDTB	155	2967		ALT	6PK2535
	07/10-	CDTA, CMHA	184			ALT	6PK2535
3.0 TFSI quattro	11/11-	CGWD	228	2995		ALT	6PK2490
	07/10-	CGXA, CGWA	213			ALT	6PK2490
	06/10-	CMDA, CGXC, CTUB	245			ALT	6PK2490
4.0 TFSI quattro	03/12-	CEUA	309	3993		ALT	5PK985
4.2 FSI quattro	11/09-	CDRA	273	4163		ALT	5PK1120
4.2 TDI quattro	11/09-	CDSB	258	4134		ALT	6PK1623
6.3 W12 quattro	01/11-	CEJA	368	6299		ALT	7PK2535
S8 quattro	04/12-	CGTA	382	3993		ALT	5PK985
<b>ALLROAD (4BH, C5)</b>							
2.5 TDI quattro	05/00-08/05	AKE, BAU	132	2496	CT1015 CT1015K1 CT1015K2 CT1015WP1 CT1018 CT1018K1	AC, CH-NO 4B-3-090 001⇒ AC, ⇒CH-NO 4B-3-090 000 ALT, PS ALT, PS, AC, CH-NO 4B-3-090 001⇒ ONLY WITH VD1032 CA CA CA CA INJP INJP	4PK1217 4PK1237 6PK2404 6PK2404D2 MS19 VD1032
	05/03-08/05	BCZ	120		CT1015 CT1015K1 CT1015K2 CT1015WP1 CT1018 CT1018K1	AC ALT, PS ALT, PS, AC, CH-NO 4B-5-028501⇒ ONLY WITH VD1032 CA CA CA CA INJP INJP	4PK1217 6PK2404 6PK2404D2 MS19 VD1032
2.7 quattro	09/00-08/05	APB, BEL	187	2671	CT920 CT920K1 CT920K2	ALT, (-AC) ALT, (AC) CA CA CA	6PK1733 6PK1856
					CT920 CT920K1 CT920K2	ALT, (-AC) ALT, (AC) CA CA CA	6PK1733 6PK1856
2.7 T quattro	05/00-08/05	ARE, BES	184	2671	CT920 CT920K1 CT920K2	ALT, (-AC) ALT, (AC) CA CA CA	6PK1733 6PK1856
4.2 V8 quattro	07/02-08/05	BAS	220	4163		ALT	5PK1120
<b>CABRIOLET (8G7, B4)</b>							
1.8	01/97-08/00	ADR	92	1781	CT919 CT919K1 CT919K2 CT919K4	AC ALT, PS CA CA CA CA	4PK855 5PK1300
1.9 TDI	06/95-08/00	1Z, AHU	66	1896		PS, WP ALT, (AC) ALT, (-AC) ONLY WITH VD1084	11,9X903Ld 6PK1173 6PK890 MS13 VD1084





## AUDI

### CABRIOLET (8G7, B4)

					<b>CT867</b> <b>CT867K4</b>	CA CA	
2.0 16V	06/95-07/96	ACE	103	1984		ALT, CH-NO 8CN025001⇒ PS AC CA	<b>4PK890</b> <b>AVX10X888</b> <b>AVX13X800</b>
2.0 E	01/93-07/98	ABK	85	1984	<b>CT869</b>	ALT PS AC CA	<b>4PK855</b> <b>AVX10X910</b> <b>AVX13X800</b>
					<b>CT630</b> <b>CT630K2</b> <b>CT630K4</b>	CA CA, ⇒CH-NO 8G-S-002 743 CA, CH-NO 8G-S-002 744⇒	
2.3 E	05/91-07/94	NG	98	2309		ALT PS CA	<b>11,2X866Ld</b> <b>AVX13X1000</b>
					<b>CT926</b> <b>CT926K1</b>	CA, CH-NO 8B-M-033 001⇒	
2.6	05/95-08/00	ACZ	102	2598		ALT, (-AC), CH-NO 8G-S-003 001⇒ ALT, (-AC), ⇒CH-NO 8G-S-003 000 ALT, (AC), CH-NO 8G-S-003 001⇒ ALT, (AC), CH-NO 8G-R-003 281⇒, ⇒CH-NO 8G-S-003 000 ALT, (AC), ⇒CH-NO 8G-R-003 280	<b>6PK1635</b> <b>6PK1675</b> <b>6PK1863</b> <b>6PK1905</b> <b>6PK2260</b>
					<b>CT726</b> <b>CT726K2</b> <b>CT726WP2</b>	CA CA CA, CH-NO 8G-S-001 303⇒	
	06/93-08/00	ABC	110			ALT, PS, CH-NO 8G-S-003001⇒ ALT, PS, ⇒CH-NO 8G-S-003000 ALT, PS, AC, CH-NO 8G-S-003001⇒ ALT, PS, AC, CH-NO 8G-R-003281⇒, ⇒CH-NO 8G-S-003000 ALT, PS, AC, ⇒CH-NO 8G-R-003280	<b>6PK1635</b> <b>6PK1675</b> <b>6PK1863</b> <b>6PK1905</b> <b>6PK2260</b>
					<b>CT726</b> <b>CT726K1</b> <b>CT726K2</b> <b>CT726WP2</b>	CA CA, ⇒CH-NO 8G-S-001 302 CA, CH-NO 8G-S-001 303⇒ CA, CH-NO 8G-S-001 303⇒	
2.8	11/92-08/00	AAH	128	2771		ALT, PS, CH-NO 8G-S-003001⇒ ALT, PS, ⇒CH-NO 8G-S-003000 ALT, PS, AC, CH-NO 8G-S-003001⇒ ALT, PS, AC, CH-NO 8G-R-003281⇒, ⇒CH-NO 8G-S-003000 ALT, PS, AC, ⇒CH-NO 8G-R-003280	<b>6PK1635</b> <b>6PK1675</b> <b>6PK1863</b> <b>6PK1905</b> <b>6PK2260</b>
					<b>CT726</b> <b>CT726K1</b> <b>CT726K2</b> <b>CT726WP2</b>	CA CA, ⇒CH-NO 8G-S-001 302 CA, CH-NO 8G-S-001 303⇒ CA, CH-NO 8G-S-001 303⇒	

### COUPE (81, 85)

1.6	07/80-08/81	YN	55	1588		ALT CA CA	<b>AVX10X950</b>
					<b>CT637</b> <b>CT637K1</b>		
1.8	08/81-07/83	DD	55	1781		PS ALT AC CA CA	<b>AVX10X725</b> <b>AVX10X950</b> <b>AVX13X800</b>
					<b>CT637</b> <b>CT637K1</b>		
1.8 GT	04/86-10/88	SF	65	1781		PS, CH-NO 85-E-170 001⇒ PS, ⇒CH-NO 85-E-170 000 ALT, ⇒CH-NO 85-E-220 000 ALT, CH-NO 85-F-000 001⇒ AC CA CA	<b>AVX10X763</b> <b>AVX10X800</b> <b>AVX10X940</b> <b>AVX10X950</b> <b>AVX13X800</b>
					<b>CT637</b> <b>CT637K1</b>		
	09/82-10/88	DS, JV	66			PS, CH-NO 85-E-170 001⇒ PS, ⇒CH-NO 85-E-170 000 ALT, ⇒CH-NO 85-E-220 000 ALT, CH-NO 85-F-000 001⇒ AC CA CA	<b>AVX10X763</b> <b>AVX10X800</b> <b>AVX10X940</b> <b>AVX10X950</b> <b>AVX13X800</b>
					<b>CT637</b> <b>CT637K1</b>		
	08/86-10/87	PV	79			PS, CH-NO 85-E-170 001⇒ PS, ⇒CH-NO 85-E-170 000 ALT, ⇒CH-NO 85-E-220 000 ALT, CH-NO 85-F-000 001⇒ AC CA CA	<b>AVX10X763</b> <b>AVX10X800</b> <b>AVX10X940</b> <b>AVX10X950</b> <b>AVX13X800</b>
					<b>CT637</b> <b>CT637K1</b>		
	08/86-10/88	DZ	82			PS, CH-NO 85-E-170 001⇒ PS, ⇒CH-NO 85-E-170 000 ALT, ⇒CH-NO 85-E-220 000	<b>AVX10X763</b> <b>AVX10X800</b> <b>AVX10X940</b>







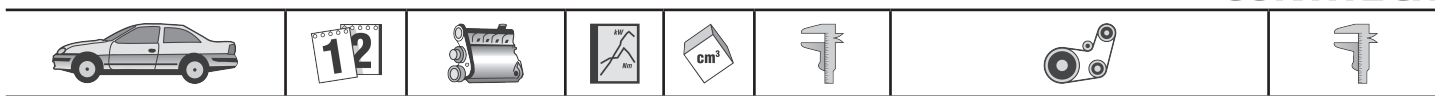
AUDI

**AUDI**

COUPE (81, 85)

						ALT, CH-NO 85-F-000 001⇒ AC CA CA	AVX10X950 AVX13X800
	01/85-07/88	JN	68			PS, CH-NO 85-E-170 001⇒ PS, ⇒CH-NO 85-E-170 000 ALT, ⇒CH-NO 85-E-220 000 ALT, CH-NO 85-F-000 001⇒ AC CA CA	AVX10X763 AVX10X800 AVX10X940 AVX10X950 AVX13X800
1.8 GT quattro	09/85-10/88	DS, JN, NE	66	1781		PS, CH-NO 85-E-170 001⇒ PS, ⇒CH-NO 85-E-170 000 ALT, ⇒CH-NO 85-E-220 000 ALT, CH-NO 85-F-000 001⇒ AC CA CA	AVX10X763 AVX10X800 AVX10X940 AVX10X950 AVX13X800
	12/84-10/88	DZ	82			PS, CH-NO 85-E-170 001⇒ PS, ⇒CH-NO 85-E-170 000 ALT, ⇒CH-NO 85-E-220 000 ALT, CH-NO 85-F-000 001⇒ AC CA CA	AVX10X763 AVX10X800 AVX10X940 AVX10X950 AVX13X800
1.9	08/80-07/83	WN	85	1921		ALT, ⇒CH-NO 85-F-090 000 ALT, CH-NO 85-F-090 001⇒ ALT, (AC) AC PS CA, ⇒CH-NO 85-D-250 000 CA, CH-NO 85-E-000 001⇒	AVX10X800 AVX10X825 AVX10X850 AVX13X1000 AVX13X1000
2.0	03/86-04/88	SK	83	1994		ALT, ⇒CH-NO 85-F-090 000 ALT, CH-NO 85-F-090 001⇒ ALT, (AC) AC PS CA, ⇒CH-NO 85-D-250 000 CA, CH-NO 85-E-000 001⇒ CA, CH-NO 85-E-000 001⇒ CA, CH-NO 85-E-000 001⇒	AVX10X800 AVX10X825 AVX10X850 AVX13X1000 AVX13X1000
	09/83-07/86	HP, JS	85			ALT, ⇒CH-NO 85-F-090 000 ALT, CH-NO 85-F-090 001⇒ ALT, (AC) AC PS CA, ⇒CH-NO 85-D-250 000 CA, CH-NO 85-E-000 001⇒ CA, CH-NO 85-E-000 001⇒ CA, CH-NO 85-E-000 001⇒	AVX10X800 AVX10X825 AVX10X850 AVX13X1000 AVX13X1000
2.1 GT	09/82-08/84	KE, KL	96	2144		ALT, ⇒CH-NO 85-F-090 000 ALT, CH-NO 85-F-090 001⇒ ALT, (AC) AC PS CA, ⇒CH-NO 85-D-250 000 CA, CH-NO 85-E-000 001⇒ CA, CH-NO 85-E-000 001⇒ CA, CH-NO 85-E-000 001⇒	AVX10X800 AVX10X825 AVX10X850 AVX13X1000 AVX13X1000
	01/81-07/83	WE	79			ALT, ⇒CH-NO 85-F-090 000 ALT, CH-NO 85-F-090 001⇒ ALT, (AC) AC PS CA, ⇒CH-NO 85-D-250 000 CA, CH-NO 85-E-000 001⇒ CA, CH-NO 85-E-000 001⇒ CA, CH-NO 85-E-000 001⇒	AVX10X800 AVX10X825 AVX10X850 AVX13X1000 AVX13X1000
2.2 GT	07/81-10/87	KX	85	2226		ALT, ⇒CH-NO 85-F-090 000 ALT, CH-NO 85-F-090 001⇒ ALT, (AC) AC PS CA, ⇒CH-NO 85D250000 CA, CH-NO 85-E-000 001⇒ CA, CH-NO 85-E-000 001⇒ CA, CH-NO 85-E-000 001⇒	AVX10X800 AVX10X825 AVX10X850 AVX13X1000 AVX13X1000
	09/84-10/88	HY, KV	100			ALT, ⇒CH-NO 85-F-090 000	AVX10X800





<b>AUDI</b>							
<b>COUPE (81, 85)</b>							
						ALT, CH-NO 85-F-090 001⇒ ALT, (AC) AC PS CA, ⇒CH-NO 85-D-250 000 CA, CH-NO 85-E-000 001⇒ CA, CH-NO 85-E-000 001⇒ CA, CH-NO 85-E-000 001⇒	AVX10X825 AVX10X850 AVX13X1000 AVX13X1000
2.2 quattro	10/84-10/88	KV	100	2226	<b>CT635</b> <b>CT660</b> <b>CT660K1</b> <b>CT660WP1</b>	ALT, ⇒CH-NO 85-F-090 000 ALT, CH-NO 85-F-090 001⇒ ALT, (AC) AC PS CA, ⇒CH-NO 85-D-250 000 CA, CH-NO 85-E-000 001⇒ CA, CH-NO 85-E-000 001⇒ CA, CH-NO 85-E-000 001⇒	AVX10X800 AVX10X825 AVX10X850 AVX13X1000 AVX13X1000
	08/85-10/88	JT	88		<b>CT635</b> <b>CT660</b> <b>CT660K1</b> <b>CT660WP1</b>	ALT, ⇒CH-NO 85-F-090 000 ALT, CH-NO 85-F-090 001⇒ ALT, (AC) AC PS CA, ⇒CH-NO 85-D-250 000 CA, CH-NO 85-E-000 001⇒ CA, CH-NO 85-E-000 001⇒ CA, CH-NO 85-E-000 001⇒	AVX10X800 AVX10X825 AVX10X850 AVX13X1000 AVX13X1000
2.3	01/87-10/88	NG	100	2309	<b>CT635</b> <b>CT660</b> <b>CT660K1</b> <b>CT660WP1</b>	ALT, ⇒CH-NO 85-F-090 000 ALT, CH-NO 85-F-090 001⇒ ALT, (AC) AC PS CA, ⇒CH-NO 85-D-250 000 CA, CH-NO 85-E-000 001⇒ CA, CH-NO 85-E-000 001⇒ CA, CH-NO 85-E-000 001⇒	AVX10X800 AVX10X825 AVX10X850 AVX13X1000 AVX13X1000
2.3 quattro	01/87-10/88	NG	100	2309	<b>CT635</b> <b>CT660</b> <b>CT660K1</b> <b>CT660WP1</b>	ALT, ⇒CH-NO 85-F-090 000 ALT, CH-NO 85-F-090 001⇒ ALT, (AC) AC PS CA, ⇒CH-NO 85-D-250 000 CA, CH-NO 85-E-000 001⇒ CA, CH-NO 85-E-000 001⇒ CA, CH-NO 85-E-000 001⇒	AVX10X800 AVX10X825 AVX10X850 AVX13X1000 AVX13X1000
<b>COUPE (89, 8B)</b>							
1.8	08/89-07/91	DZ	82	1781	<b>CT637</b> <b>CT637K1</b>	PS ALT AC CA CA	AVX10X850 AVX10X950 AVX13X800
2.0	05/89-12/96	AAD, ABK	85	1984	<b>CT630</b> <b>CT630K2</b> <b>CT630K4</b>	ALT, MTR-CODE: ABK MTR-CODE: AAD, PS PS, MTR-CODE: ABK MTR-CODE: AAD, ALT MTR-CODE: AAD, AC AC, MTR-CODE: ABK CA CA, ⇒CH-NO 8B-S-001 503 CA, CH-NO 8B-S-001 504⇒	4PK855 AVX10X850 AVX10X910 AVX10X950 AVX13X800 AVX13X805
2.0 16 V	01/92-07/92	6A	101	1984	<b>CT869</b> <b>CT869K1</b>	ALT PS AC CA CA	4PK890 AVX10X875 AVX13X800
	08/92-12/96	ACE	103		<b>CT869</b> <b>CT869K1</b>	ALT PS AC CA CA, ⇒MTR-NO 017 139	4PK890 AVX10X888 AVX13X800
2.2 quattro	11/88-07/91	KV	100	2226	<b>CT539</b> <b>CT539K1</b> <b>CT539WP1</b> <b>CT660K1</b> <b>CT660WP1</b> <b>CT926</b>	ALT AC PS CA, ⇒CH-NO 8BM033000 CA, CH-NO 89-J-394 743⇒ CA, CH-NO 89-J-394 743⇒ CA, ⇒CH-NO 89-J-934 742 CA, ⇒CH-NO 89-J-934 742 CA, CH-NO 8BM033001⇒	11,2X866Ld AVX13X915 AVX13X990



AUDI

**AUDI**

COUPE (89, 8B)  
↔ 2.3

	10/88-07/94	NG	100	2309	CT539 CT539K1 CT539WP1 CT926 CT926K1	ALT, (-AC), ⇒CH-NO 8B-N-003 457 ALT, (-AC), CH-NO 8B-N-003 458⇒ PS ALT, (AC) CA, ⇒CH-NO 8B-M-033 000 CA, ⇒CH-NO 8B-M-033 000 CA, ⇒CH-NO 8B-M-033 000 CA, CH-NO 8B-M-033 001⇒ CA, CH-NO 8B-M-033 001⇒	11,2X866Ld 11,2X875Ld AVX13X1000 AVX13X915
	03/90-12/96		98		CT539 CT539K1 CT539WP1 CT926 CT926K1	ALT, (-AC), ⇒CH-NO 8B-N-003 457 ALT, (-AC), CH-NO 8B-N-003 458⇒ PS ALT, (AC) CA, ⇒CH-NO 8B-M-033 000 CA, ⇒CH-NO 8B-M-033 000 CA, ⇒CH-NO 8B-M-033 000 CA, CH-NO 8B-M-033 001⇒ CA, CH-NO 8B-M-033 001⇒	11,2X866Ld 11,2X875Ld AVX13X1000 AVX13X915
2.3 20V	08/90-07/91	7A	123	2309	CT926	ALT AC PS CA	AVX10X865 AVX13X925 AVX13X990
	08/89-07/91		125		CT926	ALT, ⇒CH-NO 8BN015000 ALT, CH-NO 8BN015001⇒ PS AC CA	AVX10X865 AVX10X875 AVX13X1000 AVX13X925
2.3 20V quattro	11/88-07/91	7A	125	2309	CT926	ALT, ⇒CH-NO 8BN015000 ALT, CH-NO 8BN015001⇒ PS AC CA	AVX10X865 AVX10X875 AVX13X1000 AVX13X925
	05/90-12/96		123		CT926	ALT AC PS CA	11,2X866Ld AVX13X915 AVX13X990
2.3 quattro	11/88-12/92	NG	100	2309	CT539 CT539K1 CT539WP1 CT926 CT926K1	ALT, (-AC), ⇒CH-NO 8B-N-003 901 ALT, (-AC), CH-NO 8B-N-003 902⇒ PS, CH-NO 8B-N-003 902⇒ ALT, (AC) PS, ⇒CH-NO 8B-N-003 901 CA, ⇒CH-NO 8B-M-033 000 CA, ⇒CH-NO 8B-M-033 000 CA, ⇒CH-NO 8B-M-033 000 CA, CH-NO 8B-M-033 001⇒ CA, CH-NO 8B-M-033 001⇒	11,2X866Ld 11,2X875Ld AVX13X1000 AVX13X915 AVX13X990
	05/90-12/96		98		CT539 CT539K1 CT539WP1 CT926 CT926K1	ALT, (-AC), ⇒CH-NO 8B-N-003 901 ALT, (-AC), CH-NO 8B-N-003 902⇒ PS, CH-NO 8B-N-003 902⇒ ALT, (AC) PS, ⇒CH-NO 8B-N-003 901 CA, ⇒CH-NO 8B-M-033 000 CA, ⇒CH-NO 8B-M-033 000 CA, ⇒CH-NO 8B-M-033 000 CA, CH-NO 8B-M-033 001⇒ CA, CH-NO 8B-M-033 001⇒	11,2X866Ld 11,2X875Ld AVX13X1000 AVX13X915 AVX13X990
2.6	08/92-12/96	ABC	110	2598	CT726 CT726K1 CT726K2 CT726WP2	ALT, PS, (-AC), CH-NO 8B-S-002001⇒ ALT, PS, (-AC), ⇒CH-NO 8B-S-002000 ALT, PS, AC, CH-NO 8B-S-002001⇒ ALT, PS, AC, CH-NO 8B-R-001636⇒, ⇒CH-NO 8B-S-002000 ALT, PS, AC, ⇒CH-NO 8B-R-001635 CA CA, ⇒CH-NO 8B-S-000 544 CA, CH-NO 8B-S-000 545⇒ CA, CH-NO 8B-S-000 545⇒	6PK1635 6PK1675 6PK1863 6PK1905 6PK2260
2.6 quattro	08/92-12/96	ABC	110	2598	CT726 CT726K1 CT726K2 CT726WP2	ALT, PS, (-AC), CH-NO 8B-S-002001⇒ ALT, PS, (-AC), ⇒CH-NO 8B-S-002000 ALT, PS, AC, CH-NO 8B-S-002001⇒ ALT, PS, AC, CH-NO 8B-R-001636⇒, ⇒CH-NO 8B-S-002000 ALT, PS, AC, ⇒CH-NO 8B-R-001635 CA CA, ⇒CH-NO 8B-S-000 544 CA, CH-NO 8B-S-000 545⇒ CA, CH-NO 8B-S-000 545⇒	6PK1635 6PK1675 6PK1863 6PK1905 6PK2260
2.8	09/91-12/96	AAH	128	2771		ALT, PS, (-AC), CH-NO 8B-S-002001⇒ ALT, PS, (-AC), ⇒CH-NO 8B-S-002000	6PK1635 6PK1675





<b>AUDI</b>							
<b>COUPE (89, 8B)</b>							
						ALT, PS, AC, CH-NO 8B-S-002001⇒ ALT, PS, AC, CH-NO 8B-R-001636⇒, ⇒CH-NO 8B-S-002000 ALT, PS, AC, ⇒CH-NO 8B-R-001635 CA CA, ⇒CH-NO 8B-S-000 544 CA, CH-NO 8B-S-000 545⇒ CA, CH-NO 8B-S-000 545⇒	<b>6PK1863</b> <b>6PK1905</b> <b>6PK2260</b>
2.8 quattro	08/91-12/96	AAH	128	2771	<b>CT726</b> <b>CT726K1</b> <b>CT726K2</b> <b>CT726WP2</b>	ALT, PS, (-AC), CH-NO 8B-S-002001⇒ ALT, PS, (-AC), ⇒CH-NO 8B-S-002000 ALT, PS, AC, CH-NO 8B-S-002001⇒ ALT, PS, AC, CH-NO 8B-R-001636⇒, ⇒CH-NO 8B-S-002000 ALT, PS, AC, ⇒CH-NO 8B-R-001635 CA CA, ⇒CH-NO 8B-S-000 544 CA, CH-NO 8B-S-000 545⇒ CA, CH-NO 8B-S-000 545⇒	<b>6PK1635</b> <b>6PK1675</b> <b>6PK1863</b> <b>6PK1905</b> <b>6PK2260</b>
S2 quattro	09/90-09/92	3B	162	2226		ALT ALT, ⇒CH-NO 8BN015000 ALT, CH-NO 8BN015001⇒ PS AC CA	<b>AVX10X825</b> <b>AVX10X865</b> <b>AVX10X875</b> <b>AVX13X1000</b> <b>AVX13X960</b>
	10/92-12/96	ABY	169		<b>CT926</b> <b>CT515</b>	PS ALT, AC CA	<b>4PK890</b> <b>AVX13X1030</b>
<b>F103</b>							
1.7	08/65-08/68		53	1695		FAN DYN	<b>AVX10X1125</b> <b>AVX10X735</b>
<b>F103 Variant</b>							
1.7	04/66-08/68		53	1695		FAN DYN	<b>AVX10X1125</b> <b>AVX10X735</b>
<b>Q3</b>							
2.0 TDI	09/11-	CFFB	103	1968	<b>CT1139</b> <b>CT1139K2</b> <b>CT1139WP6</b>	ALT ALT, (Bosch), FOR ALT: 140A, OE-NO 03L 903 023 ALT, (Valeo), FOR ALT: 140A, OE-NO 03L 903 023 A CA CA MTR-CODE: CFFA, CFFB, CA, WP	<b>6PK1070</b> <b>AP9001</b> <b>AP9001</b> <b>VD1111</b>
		CFFA	100		<b>CT1139</b> <b>CT1139K2</b> <b>CT1139WP6</b>	ALT ALT, (Bosch), FOR ALT: 140A, OE-NO 03L 903 023 ALT, (Valeo), FOR ALT: 140A, OE-NO 03L 903 023 A CA CA MTR-CODE: CFFA, CFFB, CA, WP	<b>6PK1070</b> <b>AP9001</b> <b>AP9001</b> <b>VD1111</b>
2.0 TDI quattro	06/11-	CFGC, CLLB	130	1968	<b>CT1139</b> <b>CT1139K2</b> <b>CT1139WP6</b>	ALT ALT, (Bosch), FOR ALT: 140A, OE-NO 03L 903 023 ALT, (Valeo), FOR ALT: 140A, OE-NO 03L 903 023 A CA CA MTR-CODE: CLLB, CFGC, CA, WP	<b>6PK1070</b> <b>AP9001</b> <b>AP9001</b> <b>VD1111</b>
		CFGD	120			ALT, (Bosch), FOR ALT: 140A, OE-NO 03L 903 023 ALT, (Valeo), FOR ALT: 140A, OE-NO 03L 903 023 A	<b>AP9001</b> <b>AP9001</b>
		CFFB	103		<b>CT1139</b> <b>CT1139K2</b> <b>CT1139WP6</b>	ALT ALT, (Bosch), FOR ALT: 140A, OE-NO 03L 903 023 ALT, (Valeo), FOR ALT: 140A, OE-NO 03L 903 023 A CA CA MTR-CODE: CFFA, CFFB, CA, WP	<b>6PK1070</b> <b>AP9001</b> <b>AP9001</b> <b>VD1111</b>
2.0 TFSI quattro	06/11-	CPSA	155	1984	<b>CT1143</b>	ALT WP	<b>6PK1100</b>
		CCZC	125		<b>CT1143</b>	ALT WP	<b>6PK1100</b>

**AUDI**




AUDI

**AUDI**

Q5 (8R)

↔ 2.0 TDI

11/10-	CJCB	100	1968	<p><b>CT1134</b> <b>CT1134K1</b> <b>CT1134WP1</b></p> <p><b>CT1139</b> <b>CT1139K1</b> <b>CT1139WP4</b></p>	<p>ALT, (AC) ONLY WITH VD1076 ALT, (Bosch), FOR ALT: 140A, OE-NO 03G903016E ALT, (Valeo), FOR ALT: 140A, OE-NO 03G903016G, FOR ALT: 150A, OE-NO 03G903016F MTR-CODE: CAGA, CAGB MTR-CODE: CJCA, CJCB</p>	<p><b>6PK1580</b> <b>MS18</b> <b>AP9022</b></p> <p><b>AP9022</b></p> <p><b>VD1076</b> <b>VD1111</b></p>	
	CJCA	105		<p><b>CT1134</b> <b>CT1134K1</b> <b>CT1134WP1</b></p> <p><b>CT1139</b> <b>CT1139K1</b> <b>CT1139WP4</b></p>	<p>ALT, (AC) ONLY WITH VD1076 ALT, (Bosch), FOR ALT: 140A, OE-NO 03G903016E ALT, (Valeo), FOR ALT: 140A, OE-NO 03G903016G, FOR ALT: 150A, OE-NO 03G903016F MTR-CODE: CAGA, CAGB MTR-CODE: CJCA, CJCB</p>	<p><b>6PK1580</b> <b>MS18</b> <b>AP9022</b></p> <p><b>AP9022</b></p> <p><b>VD1076</b> <b>VD1111</b></p>	
2.0 TDI quattro	11/08-	CAHA, CGLB, CMGA	125	1968	<p><b>CT1134</b> <b>CT1134K1</b> <b>CT1134WP1</b></p> <p><b>CT1139</b> <b>CT1139K1</b> <b>CT1139WP4</b></p>	<p>ALT, (AC) ONLY WITH VD1076 ALT, (Bosch), FOR ALT: 140A, OE-NO 03G903016E MTR-CODE: CAHA, CAHB MTR-CODE: CGLA, CGLB, CMGA</p>	<p><b>6PK1580</b> <b>MS18</b> <b>AP9022</b></p> <p><b>VD1076</b> <b>VD1111</b></p>
08/09-	CAGA, CJCA	105		<p><b>CT1134</b> <b>CT1134K1</b> <b>CT1134WP1</b></p> <p><b>CT1139</b> <b>CT1139K1</b> <b>CT1139WP4</b></p>	<p>MTR-CODE: CJCA, CJCB, MODEL '13⇒, ALT MTR-CODE: CAGA, CAGB, CAGC, ALT, (AC) MTR-CODE: CJCA, CJCB, ⇒MODEL '12, ALT ONLY WITH VD1076 ALT, (Bosch), FOR ALT: 140A, OE-NO 03G903016E MTR-CODE: CAGA, CAGB MTR-CODE: CJCA, CJCB</p>	<p><b>6PK1264</b></p> <p><b>6PK1580</b></p> <p><b>6PK1580</b></p> <p><b>MS18</b> <b>AP9022</b></p> <p><b>VD1076</b> <b>VD1111</b></p>	
	CAGB, CJCB	100		<p><b>CT1134</b> <b>CT1134K1</b> <b>CT1134WP1</b></p>	<p>MTR-CODE: CJCA, CJCB, MODEL '13⇒, ALT MTR-CODE: CAGA, CAGB, CAGC, ALT, (AC) MTR-CODE: CJCA, CJCB, ⇒MODEL '12, ALT ONLY WITH VD1076 ALT, (Bosch), FOR ALT: 140A, OE-NO 03G903016E MTR-CODE: CAGA, CAGB MTR-CODE: CJCA, CJCB</p>	<p><b>6PK1264</b></p> <p><b>6PK1580</b></p> <p><b>6PK1580</b></p> <p><b>MS18</b> <b>AP9022</b></p> <p><b>VD1076</b> <b>VD1111</b></p>	





<b>AUDI</b>								
<b>Q5 (8R)</b>								
					<b>CT1139</b> <b>CT1139K1</b> <b>CT1139WP4</b>	MTR-CODE: CJCA, CJCB, CA MTR-CODE: CJCA, CJCB, CA MTR-CODE: CJCA, CJCB, CA, WP		
	11/08-	CAHB, CGLA, CGLD	120			MTR-CODE: CGLA, CGLB, CGLC, CGLD, ALT MTR-CODE: CAHA, CAHB, ALT, (AC) ONLY WITH VD1076 ALT, (Bosch), FOR ALT: 140A, OE-NO 03G903016E MTR-CODE: CAHA, CAHB MTR-CODE: CGLA, CGLB, CGLC, CGLD MTR-CODE: CAHA, CAHB, CA MTR-CODE: CAHA, CAHB, CA MTR-CODE: CAHA, CAHB, CA, WP MTR-CODE: CGLA, CGLB, CGLC, CGLD, CA MTR-CODE: CGLA, CGLB, CGLC, CGLD, CA MTR-CODE: CGLA, CGLB, CGLC, CGLD, CA, WP	<b>6PK1264</b>  <b>6PK1580</b> <b>MS18</b> <b>AP9022</b>  <b>VD1076</b> <b>VD1111</b>	
2.0 TFSI hybrid quattro	06/11-	CHJA	155	1984	<b>CT1143</b>	CA		
2.0 TFSI quattro	11/08-	CDNC, CAEB, CPMA	155	1984	<b>CT1143</b>	ALT WP	<b>6PK1590</b>	
	08/09-	CDNB, CNCB	132		<b>CT1143</b>	ALT WP	<b>6PK1590</b>	
3.0 TDI quattro	11/08-	CCWA	176	2967	<b>CT1131</b> <b>CT1131K1</b>	ALT INJP INJP	<b>6PK2498</b>	
		CCWB	155		<b>CT1131</b> <b>CT1131K1</b>	ALT INJP INJP	<b>6PK2498</b>	
3.2 FSI quattro	11/08-	CALB	199	3197		ALT	<b>6PK2404</b>	
<b>Q7 (4L)</b>								
3.0 TDI	05/11-	CJGD, CRCA, CLZB	180	2967		MTR-CODE: CJGD, CRCA, ALT MTR-CODE: CLZB, MODEL '13⇒, ALT MTR-CODE: CLZB, ⇒MODEL '12, ALT	<b>6PK2523</b> <b>6PK2523</b> <b>6PK2535</b>	
	03/06-05/08	BUG	171			ALT, CH-NO 4L-9-017 201⇒ ALT, ⇒CH-NO 4L-9-017 200 ALT, CH-NO 4L-7-034 592⇒, ⇒CH-NO 4L-9-017 200 ONLY WITH VD1033 MTR-CODE: BUG, CH-NO 4L-7-034 592⇒	<b>6PK2475</b> <b>6PK2490</b> <b>6PK2490D1</b>  <b>MS25</b> <b>VD1033</b>	
	03/06-05/10	BUN, CASB	155			ALT, CH-NO 4L-9-017 201⇒ ALT, ⇒CH-NO 4L-9-017 200 ALT, CH-NO 4L-7-034 592⇒, ⇒CH-NO 4L-9-017 200 ONLY WITH VD1033 MTR-CODE: BUN, CH-NO 4L-7-034 592⇒	<b>6PK2475</b> <b>6PK2490</b> <b>6PK2490D1</b>  <b>MS25</b> <b>VD1033</b>	
	11/07-	CASA, CCMA, CJGA, CNRB	176			MTR-CODE: CASA, CASB, ALT, CH-NO 4L-9-017 201⇒ MTR-CODE: CCMA, ALT MTR-CODE: CASA, CASB, ALT, ⇒CH-NO 4L-9-017 200 MTR-CODE: CJGA, CJGC, ALT MTR-CODE: CNRB, MODEL '13⇒, ALT MTR-CODE: CNRB, ⇒MODEL '12, ALT MTR-CODE: CASA, CCMA, INJP MTR-CODE: CASA, CCMA, INJP	<b>6PK2475</b>  <b>6PK2475</b> <b>6PK2490</b>  <b>6PK2523</b> <b>6PK2523</b> <b>6PK2535</b>	
	05/10-	CJGC, CJMA	150			ALT	<b>6PK2523</b>	
	06/09-05/12	CATA	165			<b>CT1131</b> <b>CT1131K1</b>	ALT INJP INJP	<b>6PK2475</b>
	3.0 TFSI	05/11-	CJWE, CTWB	206	2995		ALT	<b>6PK2475</b>
05/10-		CJTC, CJWC	200			ALT	<b>6PK2475</b>	
		CJTB, CJWB, CNA, CTWA	245			ALT	<b>6PK2475</b>	
3.6 FSI	08/06-05/10	BHK	206	3597		ALT	<b>7DPK2074</b>	
4.2 FSI	03/06-05/10	BAR	257	4163		ALT	<b>5PK1120</b>	
4.2 TDI	03/07-06/09	BTR	240	4134		ALT	<b>6PK1623</b>	
					<b>CT1095</b>	INJP		
	05/09-	CCFA, CCFC	250			ALT	<b>6PK1623</b>	

**AUDI**

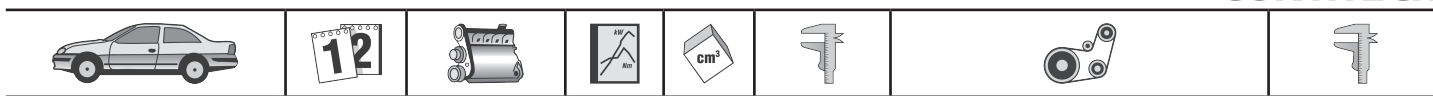


**AUDI**

Q7 (4L)

↔ 2.1 20V Turbo	05/84-07/87	KW	225	2144		AC PS CA	AVX13X1000 AVX13X950
2.1 quattro	02/82-07/89	WX	119	2144	CT926	ALT, ⇒CH-NO 85-E-901 500 ALT, CH-NO 85-F-900 001⇒ PS, CH-NO 85-B-900 833⇒ PS, ⇒CH-NO 85-B-900 832 PS, ⇒CH-NO 85-B-901 297, (AC) AC CA, CH-NO 85-J-900 644⇒ CA, CH-NO 85-J-900 644⇒ CA, CH-NO 85-J-900 644⇒ CA, ⇒CH-NO 85-D-902 500 CA, CH-NO 85-E-900 001⇒, ⇒CH-NO 85-J-900 643 CA, CH-NO 85-E-900 001⇒, ⇒CH-NO 85-J-900-643 CA, CH-NO 85-E-900 001⇒, ⇒CH-NO 85-J-900-643	AVX10X785 AVX10X850 AVX13X1000 AVX13X1025 AVX13X1025 AVX13X960
2.1 Turbo	07/80-07/87	GV, WR	147	2144	CT539 CT539K1 CT539WP1 CT635 CT660 CT660K1 CT660WP1	ALT, ⇒CH-NO 85-E-901 500 ALT, CH-NO 85-F-900 001⇒ PS, CH-NO 85-B-900 833⇒ PS, ⇒CH-NO 85-B-900 832 PS, ⇒CH-NO 85-B-901 297, (AC) AC CA, CH-NO 85-J-900 644⇒ CA, CH-NO 85-J-900 644⇒ CA, CH-NO 85-J-900 644⇒ CA, ⇒CH-NO 85-D-902 500 CA, CH-NO 85-E-900 001⇒, ⇒CH-NO 85-J-900 643 CA, CH-NO 85-E-900 001⇒, ⇒CH-NO 85-J-900-643 CA, CH-NO 85-E-900 001⇒, ⇒CH-NO 85-J-900-643	AVX10X785 AVX10X850 AVX13X1000 AVX13X1025 AVX13X1025 AVX13X960
2.2 20V	08/89-07/91	RR	162	2226	CT926	ALT PS AC CA	AVX10X825 AVX13X1000 AVX13X950
2.2 quattro	12/84-07/87	JT	89	2226	CT635 CT660 CT660K1 CT660WP1	ALT, ⇒CH-NO 85F090000 ALT, CH-NO 85F090001⇒ ALT, (AC) AC PS CA, ⇒CH-NO 85D250000 CA, CH-NO 85E000001⇒ CA, ⇒CH-NO 89-J-394 742 CA, ⇒CH-NO 89-J-394 742	AVX10X800 AVX10X825 AVX10X850 AVX13X1000 AVX13X1000
		HY, KV	100		CT635 CT660 CT660K1 CT660WP1	ALT, ⇒CH-NO 85-F-090 000 ALT, CH-NO 85-F-090 001⇒ ALT, (AC) AC PS CA, ⇒CH-NO 85-D-250 000 CA, CH-NO 85-E-000 001⇒ CA, CH-NO 85-E-000 001⇒ CA, CH-NO 85-E-000 001⇒	AVX10X800 AVX10X825 AVX10X850 AVX13X1000 AVX13X1000
2.2 Turbo	08/87-07/89	1B, MB	147	2226	CT539 CT539K1 CT539WP1 CT635 CT660 CT660K1 CT660WP1	ALT PS, CH-NO 85-B-900 833⇒ PS, ⇒CH-NO 85-B-900 832 PS, ⇒CH-NO 85-B-901 297, (AC) AC CA, CH-NO 85-J-900 644⇒ CA, CH-NO 85-J-900 644⇒ CA, CH-NO 85-J-900 644⇒ CA, ⇒CH-NO 85-D-902 500 CA, CH-NO 85-E-900 001⇒, ⇒CH-NO 85-J-900 643 CA, CH-NO 85-E-900 001⇒, ⇒CH-NO 85-J-900-643 CA, CH-NO 85-E-900 001⇒, ⇒CH-NO 85-J-900-643	AVX10X825 AVX13X1000 AVX13X1025 AVX13X1025 AVX13X950
R8	04/07-09/10	BYH	309	4163		ALT	5PK950
	07/10-	CNDA	316			ALT	5PK950
5.2 FSI quattro	04/09-05/12	BUJ	386	5204		ALT	5PK970
R8 Spyder	09/10-	CNDA	316	4163		ALT	5PK950





# AUDI

R8 Spyder		02/10-05/12	BUJ	386	5204	ALT	5PK970
TT (8J3)							
1.8 TFSI	06/08-	CDA	118	1798		ALT ALT, (Bosch), FOR ALT: 140A, OE-NO 06B903016AB WP	6PK1120 AP9009
					<b>CT1143</b>		
2.0 quattro	05/08-	CDLA, CDMA	195	1984		ALT, (AC) ALT, (-AC) ALT, (Bosch), FOR ALT: 140A, OE-NO 06F903023F, 03L903023 ALT, (Valeo), FOR ALT: 140A, OE-NO 06F903023C, 03L903023A CA	6PK1054 6PK955 AP9001 AP9001
					<b>CT1088</b>		
2.0 TDI quattro	06/08-	CBBB, CFGB	125	1968		MTR-CODE: CBBB, CFGB, ALT, (AC) MTR-CODE: CBBB, CFGB, ALT, (-AC) MTR-CODE: CBBB, CFGB, ALT, (-AC)  ONLY WITH VD1076 ONLY WITH VD1111 ALT, (Bosch), FOR ALT: 140A, OE-NO 06F903023F, 03L903023 ALT, (Valeo), FOR ALT: 140A, OE-NO 06F903023C, 03L903023A MTR-CODE: CBBB MTR-CODE: CFGB MTR-CODE: CBBB, CA MTR-CODE: CBBB, CA MTR-CODE: CFGB, CA MTR-CODE: CFGB, CA MTR-CODE: CFGB, CA, WP	6PK1070 6PK842 ELAST 6PK842 ELAST T1 MS18 MS18 AP9001 AP9001 VD1076 VD1111
					<b>CT1134</b> <b>CT1134K1</b> <b>CT1134WP1</b> <b>CT1139</b> <b>CT1139K1</b> <b>CT1139WP4</b>		
2.0 TFSI	08/06-06/10	BWA, BPY, CCTA	147	1984		MTR-CODE: BWA, BPY, ALT, (AC) MTR-CODE: CCZA, CCTA, ALT, (AC) MTR-CODE: BWA, BPY, ALT, (-AC) MTR-CODE: BWA, BPY, ALT, (Bosch), FOR ALT: 140A, OE-NO 06F903023F MTR-CODE: BWA, BPY, ALT, (Valeo), FOR ALT: 140A, OE-NO 06F903023C ALT, (Bosch), FOR ALT: 140A, OE-NO 06B903016AB, MTR-CODE: CCZA, CCTA MTR-CODE: BWA, BPY, CA, WP MTR-CODE: BWA, BPY, CA, WP WP, MTR-CODE: CCZA, CCTA	6PK1054 6PK1120 6PK955 AP9001 AP9001 AP9009 AP9009
					<b>CT1088</b> <b>CT1088K1</b> <b>CT1143</b>		
	05/10-	CESA	155			ALT ALT, (Valeo), FOR ALT: 140A, OE-NO 06H903017E WP	6PK1120 AP9009
					<b>CT1143</b>		
2.0 TFSI quattro	05/08-	CDLB	200	1984		ALT, (AC) ALT, (-AC) ALT, (Bosch), FOR ALT: 140A, OE-NO 06F903023F ALT, (Valeo), FOR ALT: 140A, OE-NO 06F903023C CA	6PK1054 6PK955 AP9001 AP9001
					<b>CT1088</b>		
	06/08-06/10	CCZA	147			MTR-CODE: CCZA, CCTA, ALT, (AC) ALT, (Bosch), FOR ALT: 140A, OE-NO 06B903016AB WP, MTR-CODE: CCZA, CCTA	6PK1120 AP9009
					<b>CT1143</b>		
	05/10-	CESA, CETA	155			ALT ALT, (Valeo), FOR ALT: 140A, OE-NO 06H903017E WP	6PK1120 AP9009
					<b>CT1143</b>		
2.5 TFSI quattro	05/11-	CEPB	265	2480		ALT, WP AC	5PK1060 5PK930
	07/09-	CEPA	250			ALT, WP AC	5PK1060 5PK930
3.2 V6 quattro	08/06-06/10	BUB	184	3189		ALT, PS, AC, CH-NO 8J-7-013 501⇒ ALT, PS, AC, ⇒CH-NO 8J-7-013 500 ALT, (Bosch), FOR ALT: 140A, OE-NO 06F903023F ALT, (Valeo), FOR ALT: 140A, OE-NO 06F903023C ALT, (Valeo), FOR ALT: 140A, OE-NO 06F903023P, CH-NO 8J-7-013501⇒	6PK1613 6PK1623 AP9001 AP9001 AP9022
TT (8N3)							
1.8 T	09/02-06/06	AUM	110	1781		ALT, (AC) ALT, (-AC) ALT, (Bosch), FOR ALT: 120A, OE-NO 038	6DPK1195 6PK1120 AP9001







**AUDI**

**AUDI**

TT (8N3)



					903 024 F, 028 903 028 E ALT, (Valeo), FOR ALT: 120A, OE-NO 038 903 024 G, 038 903 023 S ALT, (Hitachi), FOR ALT: 120A, OE-NO 028 903 029 G	<b>AP9001</b> <b>AP9001</b> <b>VD1107</b>
				<b>CT909</b> <b>CT909K2</b> <b>CT909K3</b> <b>CT909WP1</b>	CA CA CA CA	
09/05-06/06	BVP	120			ALT, (AC) ALT, (-AC) ALT, (Bosch), FOR ALT: 120A, OE-NO 028 903 028 E, 038 903 024 F ALT, (Valeo), FOR ALT: 120A, OE-NO 038 903 023 S, 038 903 024 G ALT, (Hitachi), FOR ALT: 120A, OE-NO 028 903 028 E	<b>6DPK1195</b> <b>6PK1120</b> <b>AP9001</b> <b>AP9001</b> <b>AP9001</b> <b>VD1107</b>
				<b>CT909</b> <b>CT909K2</b> <b>CT909K3</b> <b>CT909WP1</b>	CA CA CA CA	
	BVR	140			ALT, (AC) ALT, (-AC) ALT, (Bosch), FOR ALT: 120A, OE-NO 028 903 028 E, 038 903 024 F ALT, (Valeo), FOR ALT: 120A, OE-NO 038 903 023 S, 038 903 024 G ALT, (Hitachi), FOR ALT: 120A, OE-NO 028 903 029 G	<b>6DPK1195</b> <b>6PK1120</b> <b>AP9001</b> <b>AP9001</b> <b>AP9001</b> <b>VD1107</b>
				<b>CT909</b> <b>CT909K2</b> <b>CT909K3</b> <b>CT909WP1</b>	CA CA CA CA	
10/98-06/06	AJQ, APP, ARY, AUQ, AWP, ATC	132			ALT, PS, AC ALT, PS ALT, (Bosch), FOR ALT: 120A, OE-NO 028 903 028 E, MTR-CODE: AJQ, ARY ALT, (Valeo), FOR ALT: 120A, OE-NO 038 903 023 S, MTR-CODE: AJQ, ARY ALT, (Hitachi), FOR ALT: 120A, OE-NO 028 903 029 G, MTR-CODE: AJQ, ARY	<b>6DPK1195</b> <b>6PK1120</b> <b>AP9001</b> <b>AP9001</b> <b>AP9001</b> <b>VD1107</b>
				<b>CT909</b> <b>CT909K2</b> <b>CT909K3</b> <b>CT909K6</b> <b>CT909K7</b> <b>CT909WP1</b>	CA CA, CH-NO 8N-Y-095 001⇒ CA, CH-NO 8N-Y-095 001⇒ CA, ⇒CH-NO 8N-Y-095 000 CA, ⇒CH-NO 8N-Y-095 000 CA, CH-NO 8N-Y-095 001⇒	
1.8 T quattro	03/05-06/06	BFV	176	1781	ALT, (AC) ALT, (-AC) ALT, (Bosch), FOR ALT: 120A, OE-NO 028 903 028 E, 038 903 024 F ALT, (Valeo), FOR ALT: 120A, OE-NO 038 903 023 S, 038 903 024 G	<b>6DPK1195</b> <b>6PK1120</b> <b>AP9001</b> <b>AP9001</b> <b>VD1107</b>
				<b>CT909</b> <b>CT909K2</b> <b>CT909K3</b> <b>CT909WP1</b>	CA CA CA CA	
	09/05-06/06	BVR	140		ALT, (AC) ALT, (-AC) ALT, (Bosch), FOR ALT: 120A, OE-NO 028 903 028 E, 038 903 024 F ALT, (Valeo), FOR ALT: 120A, OE-NO 038 903 023 S, 038 903 024 G ALT, (Hitachi), FOR ALT: 120A, OE-NO 028 903 029 G	<b>6DPK1195</b> <b>6PK1120</b> <b>AP9001</b> <b>AP9001</b> <b>AP9001</b> <b>VD1107</b>
				<b>CT909</b> <b>CT909K2</b> <b>CT909K3</b> <b>CT909WP1</b>	CA CA CA CA	
	10/98-06/06	AJQ, ARY, AWP, ATC	132		ALT, PS, AC ALT, PS MTR-CODE: AJQ, ARY	<b>6DPK1195</b> <b>6PK1120</b> <b>AP9001</b>





<b>AUDI</b>							
<b>TT (8N3)</b>							
						ALT, (Bosch), FOR ALT: 120A, OE-NO 028 903 028 E <b>AP9001</b> ALT, (Valeo), FOR ALT: 120A, OE-NO 038 903 023 S <b>AP9001</b> ALT, (Hitachi), FOR ALT: 120A, OE-NO 028 903 029 G <b>AP9001</b> <b>VD1107</b> CA CA, CH-NO 8N-Y-095 001⇒ CA, CH-NO 8N-Y-095 001⇒ CA, ⇒CH-NO 8N-Y-095 000 CA, ⇒CH-NO 8N-Y-095 000 CA, CH-NO 8N-Y-095 001⇒	
		APX, AMU, BAM	165			ALT, PS, AC <b>6DPK1195</b> ALT, PS <b>6PK1120</b> ALT, ⇒CH-NO 8N-4-050 000, (Bosch, Valeo), (Hitachi), FOR ALT: 120A <b>AP9001</b> ALT, CH-NO 8N-5-000 001⇒, (Bosch, Valeo), FOR ALT: 120A <b>AP9001</b> <b>VD1107</b> CA CA, CH-NO 8N-Y-095 001⇒ CA, CH-NO 8N-Y-095 001⇒ CA, ⇒CH-NO 8N-Y-095 000 CA, ⇒CH-NO 8N-Y-095 000 CA, CH-NO 8N-Y-095 001⇒	
3.2 VR6 quattro	07/03-06/06	BHE, BPF	184	3189		ALT, PS, AC <b>6DPK1320</b> ALT, (Bosch), FOR ALT: 120A, OE-NO 028 903 028 E, 038 903 024 F <b>AP9001</b> ALT, (Valeo), FOR ALT: 120A, OE-NO 038 903 023 S, 038 903 024 G <b>AP9001</b>	
<b>TT Roadster (8J9)</b>							
1.8 TFSI	06/08-	CDA A	118	1798		ALT <b>6PK1120</b> ALT, (Bosch), FOR ALT: 140A, OE-NO 06B903016AB <b>AP9009</b> <b>CT1143</b> WP	
2.0 quattro	05/08-	CDLA, CDMA	195	1984		ALT, (AC) <b>6PK1054</b> ALT, (-AC) <b>6PK955</b> ALT, (Bosch), FOR ALT: 140A, OE-NO 06F903023F, 03L903023 <b>AP9001</b> ALT, (Valeo), FOR ALT: 140A, OE-NO 06F903023C, 03L903023A <b>AP9001</b> <b>CT1088</b> CA	
2.0 TDI quattro	06/08-	CBBB, CFGB	125	1968		MTR-CODE: CBBB, CFGB, ALT, (AC) <b>6PK1070</b> MTR-CODE: CBBB, CFGB, ALT, (-AC) <b>6PK842 ELAST</b> MTR-CODE: CBBB, CFGB, ALT, (-AC) <b>6PK842 ELAST T1</b> ONLY WITH VD1076 <b>MS18</b> ONLY WITH VD1111 <b>MS18</b> ALT, (Bosch), FOR ALT: 140A, OE-NO 06F903023F, 03L903023 <b>AP9001</b> ALT, (Valeo), FOR ALT: 140A, OE-NO 06F903023C, 03L903023A <b>AP9001</b> MTR-CODE: CBBB <b>VD1076</b> MTR-CODE: CFGB <b>VD1111</b> <b>CT1134</b> MTR-CODE: CBBB, CA <b>CT1134K1</b> MTR-CODE: CBBB, CA <b>CT1134WP1</b> MTR-CODE: CBBB, CA <b>CT1139</b> MTR-CODE: CFGB, CA <b>CT1139K1</b> MTR-CODE: CFGB, CA <b>CT1139WP4</b> MTR-CODE: CFGB, CA, WP	
2.0 TFSI	03/07-06/10	BWA, BPY, CCTA	147	1984		MTR-CODE: BWA, BPY, ALT, (AC) <b>6PK1054</b> MTR-CODE: CCZA, CCTA, ALT, (AC) <b>6PK1120</b> MTR-CODE: BWA, BPY, ALT, (-AC) <b>6PK955</b> MTR-CODE: BWA, BPY, ALT, (Bosch), FOR ALT: 140A, OE-NO 06F903023F <b>AP9001</b> MTR-CODE: BWA, BPY, ALT, (Valeo), FOR ALT: 140A, OE-NO 06F903023C <b>AP9001</b> ALT, (Bosch), FOR ALT: 140A, OE-NO 06B903016AB, MTR-CODE: CCTA, CCZA <b>AP9009</b> <b>CT1088</b> MTR-CODE: BWA, BPY, CA, WP <b>CT1088K1</b> MTR-CODE: BWA, BPY, CA, WP <b>CT1143</b> WP, MTR-CODE: CCZA, CCTA	
	05/10-	CESA	155			ALT <b>6PK1120</b> ALT, (Valeo), FOR ALT: 140A, OE-NO 06H903017E <b>AP9009</b> <b>CT1143</b> WP	
2.0 TFSI quattro	05/08-	CDLB	200	1984		ALT, (AC) <b>6PK1054</b>	

**AUDI**



AUDI

**AUDI**

**TT Roadster (8J9)**

						ALT, (-AC) ALT, (Bosch), FOR ALT: 140A, OE-NO 06F903023F ALT, (Valeo), FOR ALT: 140A, OE-NO 06F903023C CA	6PK955 AP9001 AP9001
	06/08-06/10	CCZA	147		CT1088	MTR-CODE: CCZA, CCTA, ALT, (AC) ALT, (Bosch), FOR ALT: 140A, OE-NO 06B903016AB WP, MTR-CODE: CCZA, CCTA	6PK1120 AP9009
	05/10-	CESA, CETA	155		CT1143	ALT ALT, (Valeo), FOR ALT: 140A, OE-NO 06H903017E WP	6PK1120 AP9009
2.5 TFSI quattro	07/09-	CEPA	250	2480	CT1143	ALT, WP AC	5PK1060 5PK930
3.2 V6 quattro	03/07-06/10	BUB	184	3189		ALT, PS, AC, CH-NO 8J-7-013 501⇒ ALT, PS, AC, ⇒CH-NO 8J-7-013 500 ALT, (Bosch), FOR ALT: 140A, OE-NO 06F903023F ALT, (Valeo), FOR ALT: 140A, OE-NO 06F903023C ALT, (Valeo), FOR ALT: 140A, OE-NO 06F903023P, CH-NO 8J-7-013501⇒	6PK1613 6PK1623 AP9001 AP9001 AP9022

**TT Roadster (8N9)**

1.8 T

	10/99-06/06	AJQ, APP, AUQ, AWP, ATC	132	1781	CT909 CT909K2 CT909K3 CT909K6 CT909K7 CT909WP1	ALT, PS, AC ALT, PS MTR-CODE: AJQ, ARY ALT, (Bosch), FOR ALT: 120A, OE-NO 028 903 028 E ALT, (Valeo), FOR ALT: 120A, OE-NO 038 903 023 S ALT, (Hitachi), FOR ALT: 120A, OE-NO 028 903 029 G CA CA, CH-NO 8N-Y-095 001⇒ CA, CH-NO 8N-Y-095 001⇒ CA, ⇒CH-NO 8N-Y-095 000 CA, ⇒CH-NO 8N-Y-095 000 CA, CH-NO 8N-Y-095 001⇒	6DPK1195 6PK1120 AP9001 AP9001 AP9001 AP9001 VD1107
	01/01-06/06	AUM	110		CT909 CT909K2 CT909K3 CT909WP1	ALT, PS, AC ALT, PS ALT, (Bosch), FOR ALT: 120A, OE-NO 038 903 024 F, 028 903 028 E ALT, (Valeo), FOR ALT: 120A, OE-NO 038 903 024 G, 038 903 023 S ALT, (Hitachi), FOR ALT: 120A, OE-NO 028 903 029 G CA CA CA CA	6DPK1195 6PK1120 AP9001 AP9001 AP9001 VD1107
	09/05-06/06	BVR	140		CT909 CT909K2 CT909K3 CT909WP1	ALT, (AC) ALT, (-AC) ALT, (Bosch), FOR ALT: 120A, OE-NO 028 903 028 E, 038 903 024 F ALT, (Valeo), FOR ALT: 120A, OE-NO 038 903 023 S, 038 903 024 G ALT, (Hitachi), FOR ALT: 120A, OE-NO 028 903 029 G CA CA CA CA	6DPK1195 6PK1120 AP9001 AP9001 AP9001 VD1107
		BVP	120		CT909 CT909K2	ALT, (AC) ALT, (-AC) ALT, (Bosch), FOR ALT: 120A, OE-NO 028 903 028 F, 038 903 024 F3 ALT, (Valeo), FOR ALT: 120A, OE-NO 038 903 023 S, 038 903 024 G ALT, (Hitachi), FOR ALT: 120A, OE-NO 028 903 029 G CA CA	6DPK1195 6PK1120 AP9001 AP9001 AP9001 VD1107





## AUDI

### TT Roadster (8N9)

1.8 T quattro	02/00-06/06	AJQ, ARY, AWP, ATC	132	1781	CT909K3 CT909WP1	CA CA ALT, PS, AC ALT, PS MTR-CODE: AJQ, ARY ALT, (Bosch), FOR ALT: 120A, OE-NO 028 903 028 E ALT, (Valeo), FOR ALT: 120A, OE-NO 038 903 023 S ALT, (Hitachi), FOR ALT: 120A, OE-NO 028 903 029 G	6DPK1195 6PK1120 AP9001 AP9001 AP9001 AP9001 VD1107
	10/99-06/06	APX, AMU, BAM	165		CT909 CT909K2 CT909K3 CT909K6 CT909K7 CT909WP1	CA CA, CH-NO 8N-Y-095 001⇒ CA, CH-NO 8N-Y-095 001⇒ CA, ⇒CH-NO 8N-Y-095 000 CA, ⇒CH-NO 8N-Y-095 000 CA, CH-NO 8N-Y-095 001⇒	6DPK1195 6PK1120 AP9001 AP9001 AP9001 AP9001 VD1107
	09/05-06/06	BVR	140		CT909 CT909K2 CT909K3 CT909K6 CT909K7 CT909WP1	CA CA, CH-NO 8N-Y-095 001⇒ CA, CH-NO 8N-Y-095 001⇒ CA, ⇒CH-NO 8N-Y-095 000 CA, ⇒CH-NO 8N-Y-095 000 CA, CH-NO 8N-Y-095 001⇒	6DPK1195 6PK1120 AP9001 AP9001 AP9001 AP9001 VD1107
3.2 VR6 quattro	07/03-06/06	BHE, BPF	184	3189	CT909 CT909K2 CT909K3 CT909WP1	ALT, (AC) ALT, (-AC) ALT, (Bosch), FOR ALT: 120A, OE-NO 028 903 028 E, 038 903 024 F ALT, (Valeo), FOR ALT: 120A, OE-NO 038 903 023 S, 038 903 024 G ALT, (Hitachi), FOR ALT: 120A, OE-NO 028 903 029 G	6DPK1320 AP9001 AP9001

### V8 (44\_, 4C\_)

3.6 quattro	04/93-02/94	PT	180	3562	CT727	ALT, ⇒CH-NO 4C-M-020 000, (MANL) ALT, ⇒CH-NO 4C-M-020 000, (AUTOM) ALT, CH-NO 4C-N-000 001⇒	6PK2433 6PK2460 6PK2475
	10/88-02/94		184		CT727	ALT, ⇒CH-NO 4C-M-020 000, (MANL) ALT, ⇒CH-NO 4C-M-020 000, (AUTOM) ALT, CH-NO 4C-N-000 001⇒	6PK2433 6PK2460 6PK2475
4.2 quattro	10/91-02/94	ABH	206	4172	CT727	ALT, ⇒CH-NO 4C-M-020 000, (MANL) ALT, ⇒CH-NO 4C-M-020 000, (AUTOM) ALT, CH-NO 4C-N-000 001⇒	6PK2433 6PK2460 6PK2475

## AUDI (FAW)

### 80 (8C2)

2.6 quattro	11/93-06/95	ACZ	102	2598	CT920 CT920K1 CT920K2	ALT, (-AC) ALT, (AC), ⇒CH-NO 8D-T-185 641 ALT, (AC), CH-NO 8D-T-185 642⇒ CA CA CA	6PK1760 6PK1873 6PK1880
-------------	-------------	-----	-----	------	-----------------------------	--	-------------------------------

### A4 Stufenheck (B6)

1.8 TURBO	02/03-07/05	BFB, BKB	120	1781	CT466	ALT, (AC) CA	6PK1590 AP9009
-----------	-------------	----------	-----	------	-------	-----------------	-------------------

AUDI (FAW)


**AUSTIN**

## AUDI (FAW)

A4 Stufenheck (B6)								
↔	2.4	01/04-07/05	BDV	125	2393		ALT CA	6PK1856
	3.0 quattro	02/03-07/05	BBJ	160	2976	CT920	ALT, (AC) CA	6PK1880
						CT1068		
A4 Stufenheck (B7)								
	1.8 TURBO	07/05-09/08	BKB	120	1781		ALT, (-AC) ALT, (AC)	6PK1080 6PK1570 AP9009
						CT466	CA	
	2.0 TURBO	07/05-09/08	BGB, BWE	147	1984		ALT, (AC)	6PK1570 AP9009
						CT1088	CA	
	3.0 quattro	07/05-09/08	BBJ	160	2976		ALT, (AC) CA	6PK1885
						CT1068		
A4L Stufenheck (B8)								
	2.0 35 TFSI	12/07-09/08	CDZA	132	1984		ALT, (AC) WP	6PK1590
						CT1143		
	3.2 FSI	01/09-	CALA	195	3197		ALT, (AC)	6PK2404
A6L Stufenheck (C5)								
	1.8	01/00-12/05	ADR, ANQ	92	1781		AC ALT	4PK855 5PK1300 AP9007
						CT466	CA	
	1.8 T	07/00-12/05	AWL	110	1781		WP AC ALT, PS	11,0X528Ld 4PK855 5PK1300 AP9007
	1.8 TURBO	01/00-12/05		110	1781		AC ALT CA	4PK855 5PK1300
						CT466		
	2.4	09/99-12/05	APS	121	2393		ALT, PS, (-AC) ALT, PS, AC CA	6PK1760 6PK1880
						CT920		
		06/02-12/05	BDV	125			ALT, PS, (-AC) ALT, PS, AC CA	6PK1760 6PK1880
						CT920		
	2.5 TDI	08/04-12/05	BND	132	2496		AC ALT, PS CA	4PK1237 6PK2404
						CT1015 CT1018	INJP	
	2.8	09/00-07/05	ATX, BBG	140	2771		ALT, PS, FAN, (-AC) ALT, PS, FAN, (AC) CA	6PK1760 6PK1880
						CT920		
A6L Stufenheck (C6)								
	2.4	03/05-12/11	BDW	130	2393		ALT, (AC)	6PK2415
	2.7 TDI	08/09-12/11	CANA	140	2699		ALT, (AC)	6PK2498
						CT1131 CT1131K1	INJP INJP	
	2.8	11/07-12/11	BDX	154	2773		ALT, (AC)	6PK2415
	3.0	03/05-12/06	BBJ	160	2976		ALT, (AC) CA	6PK1920
						CT1068		
	3.0 TFSI quattro	01/09-12/11	CAJA	213	2995		AC, PS, WP	6PK2460
	3.1 FSI	09/05-12/08	AUK	188	3123		ALT, (AC)	6PK2415
	3.1 FSI quattro	09/05-12/08	AUK	188	3123		ALT, (AC)	6PK2415
	4.2 FSI quattro	09/05-	BAT	246	4163		ALT	5PK1105
		11/06-10/08	BVJ	253			ALT	5PK1135

## AUSTIN

1000-Series MK II								
	1100	01/70-12/74		32	1083		DYN ALT, (AUTOM) ALT	AVX10X813 AVX10X813 AVX10X838
	1300	01/70-12/74		39	1256		ALT	AVX10X813
	1300 GT	01/70-12/74		50	1256		DYN, WP, FAN ALT, WP, FAN	AVX10X813 AVX10X888
ALLEGRO Schrägheck (ADO 67)								
	1.1	05/73-10/81	10H	33	1098		ALT, ⇔12/1979 ALT, ⇔12/1979, (AUTOM)	AVX10X813 AVX10X825
	1.3	05/73-03/82	12H	40	1275		ALT, 01/1980⇔ ALT, ⇔12/1979 ALT, ⇔12/1979, (AUTOM)	AVX10X800 AVX10X813 AVX10X825
	1.5 Super	05/73-03/82	14H	50	1485		ALT	AVX10X838
AMBASSADOR								
	2.0	03/82-10/84	20H	69	1994		PS FAN	AVX10X1050 AVX10X875
MAESTRO (XC)								
	1.3	03/83-08/85	12H, 12H999AA,	46	1275		AIRC	AVX10X775




**AUSTIN**

<b>AUSTIN</b>							
<b>MAESTRO (XC)</b>							
↶						ALT	AVX10X813
1.3 LS	03/83-08/90	12HC32	49	1275		AIRC	AVX10X775
		12H				ALT	AVX10X813
1.6	03/83-10/84	16H956AK	59	1598		PS	AVX10X710
						ALT	AVX10X935
1.6 Mayfair HLS	03/83-08/90	16HC37	61	1598		PS	AVX10X710
						ALT	AVX10X935
1.6 MG	03/83-08/85	16HA03AL	72	1598		ALT	4PK815
						PS	AVX10X710
	03/83-08/90	16HA35AL	73			ALT	4PK815
						PS	AVX10X710
2.0 EFi	10/84-08/90	20HC81, 20HA50AA, 20HC51AA	83	1994		ALT, 01/1986⇒ PS, ⇒12/1985 PS, 01/1986⇒ ALT, ⇒12/1985 CA, 01/1986⇒	4PK890 AVX10X700 AVX10X750 AVX10X950
					<b>CT718</b> <b>CT718K2</b>	CA, 01/1986⇒	
<b>MAXI</b>							
1500	04/69-07/80	14H	50	1485		DYN, WP, FAN	AVX10X825
						ALT, WP, FAN	AVX10X838
1750	04/69-10/80	17H	53	1748		DYN, WP, FAN	AVX10X825
						ALT, WP, FAN	AVX10X838
1750 HL	10/72-10/80	17LA	66	1748		DYN, WP, FAN	AVX10X825
						ALT, WP, FAN	AVX10X838
<b>METRO</b>							
1.0	10/80-04/90	99H	30	999		DYN	AVX10X813
						ALT, (AUTOM)	AVX10X813
						ALT	AVX10X838
			33			DYN	AVX10X813
						ALT, (AUTOM)	AVX10X813
						ALT	AVX10X838
1.0 Surf HLE	10/80-04/90	99HA65P	35	999		DYN	AVX10X813
						ALT, (AUTOM)	AVX10X813
						ALT	AVX10X838
1.3	10/80-04/90	12HA83AA	51	1275		ALT	AVX10X825
	10/80-12/85	12H996AA	52			ALT	AVX10X813
1.3 L,HLE,S	10/80-04/90	12H	44	1275		ALT	AVX10X813
1.3 Surf (XF)	11/85-04/90	12HC21AA	44	1273		ALT	AVX10X825
1.3 Turbo	10/83-04/90	12HA85AA	66	1275		ALT	AVX10X813
						ALT	AVX10X825
<b>MINI MK I</b>							
1000	10/67-09/84		26	999		DYN	AVX10X813
						ALT, (AUTOM)	AVX10X813
						ALT	AVX10X838
		99H	29			DYN	AVX10X813
						ALT, (AUTOM)	AVX10X813
						ALT	AVX10X838
1000 Mayfair	08/82-06/93	99HA53P, 99H997P, 99HC20P	31	998		DYN	AVX10X813
						ALT, (AUTOM)	AVX10X813
						ALT	AVX10X838
1000 Mayfair Sport	09/88-06/93	99HD81	30	999		DYN	AVX10X813
						ALT, (AUTOM)	AVX10X813
						ALT	AVX10X838
1100 Special	01/76-08/81	10H	33	1098		ALT	AVX10X825
1275 GT	10/69-08/80		39	1256		ALT	AVX10X813
850	01/67-08/79	BMCSerieA	25	848		DYN	AVX10X813
						ALT, (AUTOM)	AVX10X813
						ALT	AVX10X838
<b>MONTEGO (XE)</b>							
1.6 LS,HL	04/84-08/88	16HC37	61	1598		ALT	4PK815
						PS	AVX10X710
2.0	04/84-08/88	20HSC, 20H	74	1994		ALT, 01/1986⇒ PS, ⇒12/1985 PS, 01/1986⇒ ALT, ⇒12/1985 CA, 01/1986⇒	4PK890 AVX10X700 AVX10X750 AVX10X950
					<b>CT718</b> <b>CT718K2</b>	CA, 01/1986⇒	
2.0 Mayfair	04/84-08/88	20H (EFI)	83	1994		ALT, 01/1986⇒ PS, ⇒12/1985 PS, 01/1986⇒ ALT, ⇒12/1985 CA, 01/1986⇒	4PK890 AVX10X700 AVX10X750 AVX10X950
					<b>CT718</b> <b>CT718K2</b>	CA, 01/1986⇒	
2.0 Turbo	04/84-08/88	20HC85	110	1994		ALT, 01/1986⇒ PS, ⇒12/1985 PS, 01/1986⇒ ALT, ⇒12/1985 CA, 01/1986⇒	4PK890 AVX10X700 AVX10X750 AVX10X950
					<b>CT718</b>	CA, 01/1986⇒	





## AUSTIN

### MONTEGO (XE)

					<b>CT718K2</b>	CA, 01/1986⇒	
--	--	--	--	--	----------------	--------------	--

### MONTEGO Kombi (XE)

1.6 LS	10/84-08/88	16HC37	61	1598		ALT PS	4PK815 AVX10X710
2.0	10/84-08/91	20HSC, 20H	74	1994	<b>CT718</b> <b>CT718K2</b>	ALT, 01/1986⇒ PS, ⇒12/1985 PS, 01/1986⇒ ALT, ⇒12/1985 CA, 01/1986⇒ CA, 01/1986⇒	4PK890 AVX10X700 AVX10X750 AVX10X950
2.0 HLI	10/84-08/88	20H	83	1994	<b>CT718</b> <b>CT718K2</b>	ALT, 01/1986⇒ PS, ⇒12/1985 PS, 01/1986⇒ ALT, ⇒12/1985 CA, 01/1986⇒	4PK890 AVX10X700 AVX10X750 AVX10X950

### PRINCESS

1800 HL	04/76-09/78	18H	60	1798		ALT PS	AVX10X838 AVX10X900
2200 HLS	04/76-09/78	22H	81	2227		DYN, WP, FAN ALT, WP, FAN	AVX10X838 AVX10X900

### PRINCESS 2

1700	10/78-10/82	17HL	65	1698		PS FAN	AVX10X1050 AVX10X875
2000	10/78-10/82	20H	69	1994		PS FAN	AVX10X1050 AVX10X875

## AUTO UNION

<b>AU 1000</b>							
1.0	04/58-02/60		32	974		DYN	AVX10X1150
	08/59-06/63					DYN	AVX10X1150
1.0 S	08/59-03/64		37	974		DYN	AVX10X1150
<b>AU 1000 Coupe</b>							
Sp.	06/58-06/65		40	974		OILP DYN	8X530Li AVX10X1050
<b>DKW F102</b>							
1.2	03/64-08/66		44	1168		DYN, FAN, OILP	AVX10X1275
<b>DKW F11</b>							
0.7 Junior	02/59-08/61		25	735		DYN	AVX10X975
0.8 Junior de Luxe	07/61-08/66		25	790		DYN	AVX10X975
<b>DKW F12</b>							
0.9	10/63-06/65		29	883		OILP DYN	8X580Li AVX10X975
	01/65-08/66		33			DYN	AVX10X975
<b>DKW F12 Cabriolet</b>							
0.9	11/62-06/65		33	883		OILP DYN	8X580Li AVX10X975
<b>DKW SONDERKLASSE</b>							
0.9 LC	04/53-02/57		25	896		DYN, FAN	AVX10X1150
<b>DKW SONDERKLASSE F</b>							
93 LC	09/55-02/60		32	974		DYN	AVX10X1150
94	05/56-11/59		32	974		DYN	AVX10X1150
<b>DKW SONDERKLASSE F Universal</b>							
94	05/56-02/60		32	974		DYN	AVX10X1150
<b>DKW SONDERKLASSE Universal</b>							
0.9	04/53-02/57		25	896		DYN, FAN	AVX10X1150
<b>MUNGA</b>							
F 91/4	03/57-05/69		32	980		DYN, FAN, 12/1962⇒ DYN, FAN, ⇒12/1962	AVX10X1225 AVX10X1275
F 91/6	07/58-11/60		32	974		DYN	AVX10X1275
	04/62-06/69					DYN, FAN DYN, FAN, ⇒12/1962	AVX10X1225 AVX10X1275
F 91/8	04/62-05/69		32	974		DYN, FAN DYN, FAN, ⇒12/1962	AVX10X1225 AVX10X1275
LKW 0.25T GL	11/56-12/59		32	974		DYN, FAN	AVX10X1275

## AUTOBIANCHI

<b>A 111</b>							
1.4	08/69-11/72	FiatBLC.000	51	1438		DYN, WP, FAN	AVX10X1060
<b>A 112</b>							
0.9	10/69-12/72	A112A5.000	32	903		DYN, WP	AVX10X800
	01/76-12/78		33			DYN, WP	AVX10X800
0.9 E	01/73-12/77	A112A5.000	34	903		DYN, ⇒CH-NO 204358 ALT, CH-NO 204359⇒	AVX10X788 AVX10X813
0.9 Junior	07/75-12/85	A112A5.000, A112B2.000	31	903		DYN, WP	AVX10X800
1.0 Abarth	09/71-12/75	A112A1.000	43	982		DYN, WP	AVX10X800




**BMW**

## AUTOBIANCHI

A 112								
↩		01/74-12/84	A112A2.000	51	1050		DYN, WP	AVX10X800
	1.0 E,Elite,LX	11/77-12/85	A112B1.000	35	965		DYN, WP	AVX10X800

## BARKAS

B 1000 Bus (KB)								
	1.0	01/76-12/91	353-1/B1000	34	992		DYN, FAN	AVX10X1165
							ALT, FAN	AVX10X1190
	1.3	01/76-12/91	4VO7.2/7.5GRF	43	1272		DYN, FAN	AVX10X1165
							ALT, FAN	AVX10X1190
B 1000 Bus (KO)								
	1.0	04/67-12/91	H362-21	31	991		DYN, FAN, 02/1973⇒	SPZ1147
							ALT, FAN, 02/1973⇒	SPZ1180
							DYN, FAN, ⇒01/1973	SPZ1250
B 1000 Kasten (KM)								
	1.0	01/76-12/91	353-1/B1000	34	992		DYN, FAN	AVX10X1165
							ALT, FAN	AVX10X1190
	1.3 (KM/1)	01/76-12/91	4VO7.2/7.5GRF	43	1272		DYN, FAN	AVX10X1165
							ALT, FAN	AVX10X1190

## BEDFORD

BLITZ (CF97)								
	1.8	08/69-10/87	N18Z	49	1759		ALT	AVX10X900
						CT719	CA	
	2.3	02/80-10/83	23L	58	2278		ALT	AVX10X900
						CT719	CA	

## BEIJING BENZ (BBDC)

JEEP 4000								
	4.0 Allrad	10/03-	C698QA4	143	3956		ALT, (AC)	6PK2241
JEEP 4700								
	4.7 Allrad	10/03-	C8V93Q1	175	4701		ALT, (AC)	6PK2225

## BMW

02 (E10)								
	1502	01/75-07/77	M10B16	55	1573		ALT, WP, FAN	AVX10X875
	1600 Ti	09/67-11/69	M10B16	77	1573		PS	AVX10X725
							ALT, WP, FAN	AVX10X875
							AC	AVX13X800
	1600/2	12/67-12/71	M10B16	63	1573		PS	AVX10X725
							ALT, WP, FAN	AVX10X875
							AC	AVX13X800
	1602	04/71-07/75	M10B16	63	1573		ALT, WP, FAN	AVX10X875
	1802	05/71-07/75	M10B18	66	1766		ALT, WP, FAN	AVX10X875
	2002	02/68-07/75	M10B20	74	1990		PS	AVX10X725
							ALT	AVX10X825
							ALT, WP, FAN	AVX10X875
							AC	AVX13X800
	2002 Ti	06/68-04/72	M10B20	88	1990		ALT, WP, FAN	AVX10X875
	2002 Tii	05/71-07/75	M10B20	96	1990		PS	AVX10X825
							ALT, WP, FAN	AVX10X975
							AC	AVX13X825
	2002 Turbo	01/74-07/75	M10B20 (Turbo)	125	1990		PS	AVX10X825
							ALT, WP, FAN	AVX10X975
							AC	AVX13X825
02 Cabriolet (E10)								
	1600-2	12/67-10/71	M10B16	63	1573		PS	AVX10X725
							ALT, WP, FAN	AVX10X875
							AC	AVX13X800
	2002	05/71-07/75	M10B20	74	1990		ALT	AVX10X825
							ALT, WP, FAN	AVX10X875
02 Touring (E6)								
	1600	05/71-04/73	M10B16	63	1573		PS	AVX10X725
							ALT, WP, FAN	AVX10X875
							AC	AVX13X800
	1802	05/71-07/75	M10B18	66	1766		PS	AVX10X725
							ALT, WP, FAN	AVX10X875
							AC	AVX13X800
	2002	05/71-07/75	M10B20	74	1990		PS	AVX10X725
							ALT, WP, FAN	AVX10X875
							AC	AVX13X800
	2002 Tii	01/71-07/75	M10B20	96	1990		PS	AVX10X825
							ALT, WP, FAN	AVX10X975
							AC	AVX13X825
1 (E81)								
	116 d	11/08-09/12	N47D20A,	85	1995		ALT, (ELECTR PS), (AC)	6DPK1697







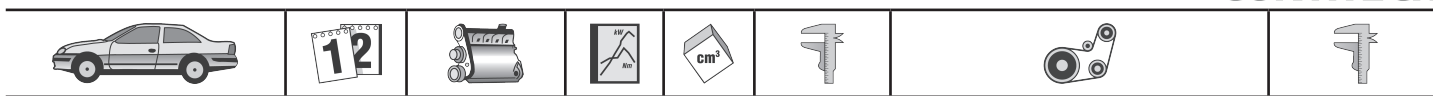
## BMW

1 (E81)



		N47D20C			ALT, (-ELECTR PS), (AC) ALT, (ELECTR PS), (-AC) ALT, (-ELECTR PS), (-AC)	<b>6DPK1817</b> <b>6PK1548</b> <b>6PK1800</b> <b>VD1071</b>
116 i	03/07-09/12	N45B16A, N43B16A	85	1596	ALT, (-AC), MTR-CODE: N45 ALT, (AC), MTR-CODE: N45 ALT, (AC), MTR-CODE: N43 ALT, (Bosch), FOR ALT: 150A, OE-NO 1231 7 532 966, 1231 7 521 491, 1231 7 533 270 ALT, (Bosch), OE-NO 1231 7 533 268, 1231 7 532 964, FOR ALT: 110A	<b>6PK1635</b> <b>6PK1870</b> <b>7PK1104</b> <b>AP9005</b> <b>AP9008</b>
			90	1597	ALT, (-AC), MTR-CODE: N45 ALT, (AC), MTR-CODE: N45 ALT, (AC), MTR-CODE: N43 ALT, (Bosch), FOR ALT: 150A, OE-NO 1231 7 532 966, 1231 7 521 491, 1231 7 533 270 ALT, (Bosch), OE-NO 1231 7 533 268, 1231 7 532 964, FOR ALT: 110A	<b>6PK1635</b> <b>6PK1870</b> <b>7PK1104</b> <b>AP9005</b> <b>AP9008</b>
	11/08-09/12	N43B20A		1995	ALT, (AC)	<b>7PK1104</b>
118 d	09/06-09/12	N47D20A, N47D20C	90	1995	PS, MTR-CODE: M47 ALT, (-AC), MTR-CODE: M47 ALT, (AC), MTR-CODE: M47 ONLY WITH VD1028	<b>4PK830 ELAST</b> <b>6PK1685</b> <b>6PK1836</b> <b>MS21</b> <b>VD1028</b>
			105		ALT, (ELECTR PS), (AC), MTR-CODE: N47 ALT, (-ELECTR PS), (AC), MTR-CODE: N47 ALT, (ELECTR PS), (-AC), MTR-CODE: N47 ALT, (-ELECTR PS), (-AC), MTR-CODE: N47	<b>6DPK1697</b> <b>6DPK1817</b> <b>6PK1548</b> <b>6PK1800</b> <b>VD1071</b>
			100		ALT, (AC), (ELECTR PS), MTR-CODE: N47 ALT, (AC), (-ELECTR PS), MTR-CODE: N47 ALT, (-AC), (ELECTR PS), MTR-CODE: N47 ALT, (-AC), (-ELECTR PS), MTR-CODE: N47	<b>6DPK1697</b> <b>6DPK1817</b> <b>6PK1548</b> <b>6PK1800</b>
118 i	09/06-09/12	N46B20B, N43B20A	95	1995	ALT, (-AC), MTR-CODE: N46 ALT, AC, MTR-CODE: N46 ALT, (AC), MTR-CODE: N43 ALT, (Bosch), FOR ALT: 150A, OE-NO 1231 7 532 966, 1231 7 521 491, 1231 7 533 270, MTR-CODE: N46B20B ALT, (Bosch), OE-NO 1231 7 533 268, 1231 7 532 964, FOR ALT: 110A	<b>6PK1635</b> <b>6PK1870</b> <b>7PK1104</b> <b>AP9005</b> <b>AP9008</b>
			105		ALT, (-AC), MTR-CODE: N46 ALT, AC, MTR-CODE: N46 ALT, (AC), MTR-CODE: N43	<b>6PK1635</b> <b>6PK1870</b> <b>7PK1104</b>
120 d	09/06-09/12	N47D20A, N47D20C	120	1995	PS, (E87) ALT, (-PS), (AC), (E81) ALT, (PS), (AC), (E81) ALT, (-PS), (-AC), (E81), ONLY WITH 1128 7800 819 ALT, (-PS), (-AC), (E81) ALT, (E87) ALT, (PS), (-AC), (E81) ONLY WITH VD1028 (E87) (E81 / E87 Facelift)	<b>4PK830 ELAST</b> <b>6DPK1697</b> <b>6DPK1817</b> <b>6PK1548</b> <b>6PK1605</b> <b>6PK1685</b> <b>6PK1800</b> <b>MS21</b> <b>VD1028</b> <b>VD1071</b>
			130		ALT, (ELECTR PS), (AC), MTR-CODE: N47 ALT, (-ELECTR PS), (AC), MTR-CODE: N47 ALT, (ELECTR PS), (-AC), MTR-CODE: N47 ALT, (-ELECTR PS), (-AC), MTR-CODE: N47	<b>6DPK1697</b> <b>6DPK1817</b> <b>6PK1548</b> <b>6PK1800</b> <b>VD1071</b>
120 i	09/06-09/12	N46B20C, N46B20B, N43B20A	110	1995	ALT, WP, (-AC) ALT, (AC) ALT, (Bosch), FOR ALT: 120A, OE-NO 1231 7 516 101, 1231 7 516 723, FOR ALT: 150A, OE-NO 1231 7 532 966, 1231 7 521 491, 1231 7 533 270, MTR-CODE: N46B20 ALT, (Bosch), OE-NO 1231 7 533 268, 1231 7 532 964, FOR ALT: 110A	<b>6PK1635</b> <b>6PK1870</b> <b>AP9005</b> <b>AP9008</b>
			125		ALT, (AC), (-ACT ST)	<b>7PK1104</b>





<b>BMW</b>						
<b>1 (E81)</b>						
			115		ALT, (AC), (ACT ST)	7PK1915
					ALT, (AC), (-ACT ST)	7PK1104
			120		ALT, (AC), (ACT ST)	7PK1915
					ALT, (AC), (-ACT ST)	7PK1104
					ALT, (AC), (ACT ST)	7PK1915
123 d	03/07-09/12	N47D20B, N47D20D	150	1995	ALT, AC, (ELECTR PS)	6DPK1697
					ALT, AC, (-ELECTR PS)	6DPK1817
130 i	09/06-09/12	N52B30A, N52B30BF, N52B30B	195	2996	ALT, PS, AC, (-ACT ST)	6PK1830
					ALT, PS, AC, (ACT ST)	6PK1990
					ALT, (Bosch), FOR ALT: 150A, OE-NO 1231 7 542 529, 1231 7 543 083, FOR ALT: 180A, OE-NO 1231 7 555 926, 1231 7 551 256	AP9005
					ALT, (Valeo), FOR ALT: 180A, OE-NO 1231 7 525 376, 1231 7 521 178	AP9021
			190		ALT, PS, AC, (-ACT ST)	6PK1830
					ALT, PS, AC, (ACT ST)	6PK1990
					ALT, (Bosch), FOR ALT: 150A, OE-NO 1231 7 551 254, 1231 7 550 967, FOR ALT: 180A, OE-NO 1231 7 555 926, 1231 7 551 256	AP9005
					ALT, (Valeo), FOR ALT: 180A, OE-NO 1231 7 525 376, 1231 7 521 178	AP9021
<b>1 Cabriolet (E88)</b>						
118 d	09/08-	N47D20A, N47D20C	105	1995	ALT, (AC), (ELECTR PS)	6DPK1697
					ALT, (AC), (-ELECTR PS)	6DPK1817
					ALT, (-AC), (ELECTR PS)	6PK1548
					ALT, (-AC), (-ELECTR PS)	6PK1800
						VD1071
118 i	03/08-	N43B20A	105	1995	ALT, AC	7PK1104
					ALT, (Bosch), OE-NO 1231 7 533 268, 1231 7 532 964, FOR ALT: 110A, MTR-CODE: N46B20B	AP9008
120 d	03/08-	N47D20A, N47D20C	130	1995	ALT, (ELECTR PS), (AC)	6DPK1697
					ALT, (-ELECTR PS), (AC)	6DPK1817
					ALT, (ELECTR PS), (-AC)	6PK1548
					ALT, (-ELECTR PS), (-AC)	6PK1800
						VD1071
120 i	03/08-	N43B20A	125	1995	ALT, AC, (-ACT ST)	7PK1104
					ALT, AC, (ACT ST)	7PK1915
					ALT, (Bosch), FOR ALT: 150A, OE-NO 1231 7 532 966, MTR-CODE: N46B20B	AP9005
					ALT, (Bosch), OE-NO 1231 7 533 268, 1231 7 532 964, FOR ALT: 110A, MTR-CODE: N46B20B	AP9008
			120		ALT, (Bosch), OE-NO 1231 7 533 268, 1231 7 532 964, FOR ALT: 110A, MTR-CODE: N46B20B	AP9008
123 d	09/08-	N47D20B	150	1995	ALT, AC, (ELECTR PS)	6DPK1697
					ALT, AC, (-ELECTR PS)	6DPK1817
125 i	03/08-	N52B30A	160	2996	ALT, PS, AC, (-ACT ST)	6PK1830
					ALT, PS, AC, (ACT ST)	6PK1990
					ALT, (Bosch), FOR ALT: 150A, OE-NO 1231 7 550 967, FOR ALT: 180A, OE-NO 1231 7 551 256, 1231 7 555 926	AP9005
135 i	03/08-	N54B30A, N55B30A	225	2979	ALT	7PK1855
<b>1 Coupe (E82)</b>						
118 d	09/09-	N47D20C	105	1995	ALT, (AC), (ELECTR PS), MTR-CODE: N47	6DPK1697
					ALT, (AC), (-ELECTR PS), MTR-CODE: N47	6DPK1817
					ALT, (-AC), (ELECTR PS), MTR-CODE: N47	6PK1548
					ALT, (-AC), (-ELECTR PS), MTR-CODE: N47	6PK1800
						VD1071
120 d	10/07-	N47D20A, N47D20C	130	1995	ALT, (ELECTR PS), (AC)	6DPK1697
					ALT, (-ELECTR PS), (AC)	6DPK1817
					ALT, (ELECTR PS), (-AC)	6PK1548
					ALT, (-ELECTR PS), (-AC)	6PK1800
						VD1071
120 i	09/09-	N43B20A	125	1995	ALT, (AC)	7PK1104
123 d	10/07-	N47D20B	150	1995	ALT, AC, (ELECTR PS)	6DPK1697
					ALT, AC, (-ELECTR PS)	6DPK1817
125 i	10/07-	N53B30A	160	2996	ALT, PS, AC, (-ACT ST)	6PK1830
					ALT, PS, AC, (ACT ST)	6PK1990
					ALT, (bosch), FOR ALT: 150A, OE-NO 1231 7 550 967, FOR ALT: 180A, OE-NO 1231 7	AP9005



## BMW

### 1 Coupe (E82)

↩ 135 i

10/07-	N54B30A, N55B30A	225	2979	ALT	7PK1855
--------	---------------------	-----	------	-----	---------

### 1500-2000

1500	10/62-07/66	M10B15	59	1499	DYN, WP, FAN	AVX10X825
	09/63-07/66	M10B16		1573	ALT, WP, FAN	AVX10X875
1600	04/64-04/68	M10B16	61	1573	PS	AVX10X725
					ALT, WP, FAN AC	AVX10X875 AVX13X800
1800	08/63-09/69		66	1773	PS	AVX10X725
					ALT, WP, FAN AC	AVX10X875 AVX13X800
	07/69-09/71	M10B18		1766	PS	AVX10X725
					ALT, WP, FAN AC	AVX10X875 AVX13X800
1800 Ti	10/63-04/68		81	1773	PS	AVX10X725
					ALT, WP, FAN AC	AVX10X875 AVX13X800
1800 Ti (TISA)	10/63-04/68		96	1773	PS	AVX10X725
					ALT, WP, FAN AC	AVX10X875 AVX13X800
2000	09/68-07/72	M10B20	74	1990	ALT	AVX10X825
					ALT, WP, FAN AC	AVX10X875 AVX13X800
	01/70-11/72	M10B18	66	1766	PS	AVX10X725
					ALT, WP, FAN AC	AVX10X875 AVX13X800
2000 Ti / Tilux	01/66-07/72	M10B20	88	1990	PS	AVX10X825
					ALT, WP, FAN AC	AVX10X975 AVX13X825
2000 Tii	12/69-07/72	M10B20	96	1990	PS	AVX10X825
					ALT, WP, FAN AC	AVX10X975 AVX13X825

### 1600 GT Coupe

1.6	10/67-05/69	M10B16	77	1573	PS	AVX10X725
					ALT, WP, FAN AC	AVX10X875 AVX13X800

### 2.6- 3200 V8 Coupe

2.6	10/58-11/61	M50B26A	81	2562	DYN	AVX10X750
					WP, FAN	AVX10X950
2600	09/61-12/64	M50B26A	81	2562	DYN	AVX10X750
					WP, FAN	AVX10X950
3.1	11/58-11/61		88	3146	DYN	AVX10X750
					WP, FAN	AVX10X950
3.1 Super	11/58-11/61		103	3146	DYN	AVX10X750
					WP, FAN	AVX10X950
3200 CS	07/62-07/66		118	3146	DYN	AVX10X750
					WP, FAN	AVX10X950
3200 L	09/61-12/64		103	3146	DYN	AVX10X825
					WP, FAN	AVX10X950
3200 S	09/61-12/64		118	3146	DYN	AVX10X750
					WP, FAN	AVX10X950

### 2000-3.2 Coupe (E9)

2.5 CS	09/74-03/76	M30B25	110	2494	PS	AVX10X900
					ALT, WP, FAN AC	AVX13X1055 AVX13X800
2000 C/CA	10/65-06/70	M10B20	74	1990	ALT	AVX10X875
2000 CS	10/65-06/70	M10B20	88	1990	ALT	AVX10X875
2800 CS	01/69-04/71	M30B28	125	2788	PS, 01/1970⇒	AVX10X1075
					PS, ⇒12/1969 ALT, ⇒12/1969 ALT, 01/1970⇒	AVX10X1125 AVX13X1025 AVX13X1050
3.0 CS	05/71-03/76	M30B30	132	2985	PS	AVX10X900
					ALT, WP, FAN AC	AVX13X1055 AVX13X800
3.0 Csi	07/71-03/76	M30B30	147	2985	PS	AVX10X900
					ALT, WP, FAN AC	AVX13X1055 AVX13X800
3.2 CSL	01/74-12/75	M30B32 (L-Jetronic)	152	3153	PS	AVX10X900
					ALT, WP, FAN AC	AVX13X1055 AVX13X800

### 2500-3.3 (E3)

2.8 L	02/75-04/77	M30B28	125	2788	PS	AVX10X900
					ALT, WP, FAN AC	AVX13X1055 AVX13X800
2500	10/68-04/77	M30B25	110	2494	PS	AVX10X900
					ALT, WP, FAN AC	AVX13X1055 AVX13X800
2800	10/68-07/75	M30B28	125	2788	PS	AVX10X900





<b>BMW</b>							
<b>2500-3.3 (E3)</b>							
↔						ALT, WP, FAN AC	AVX13X1055 AVX13X800
3.0 L	02/75-04/77	M30B30	132	2985		PS ALT, WP, FAN AC	AVX10X900 AVX13X1055 AVX13X800
3.0 S	05/71-04/77	M30B30	132	2985		PS ALT, WP, FAN AC	AVX10X900 AVX13X1055 AVX13X800
3.0 Si	10/75-04/77	M30B30	143	2985		PS ALT, WP, FAN AC	AVX10X900 AVX13X1055 AVX13X800
	07/71-09/75		147			PS ALT, WP, FAN AC	AVX10X900 AVX13X1055 AVX13X800
3.2 Li	10/75-04/77		147	3205		PS ALT, WP, FAN AC	AVX10X900 AVX13X1055 AVX13X800
3.3 L	01/74-09/76	M30B33 (35/40INAT)	140	3295		PS ALT, WP, FAN AC	AVX10X900 AVX13X1055 AVX13X800
<b>3 (E21)</b>							
315	03/81-03/84	M10B16	55	1573		PS ALT, WP, FAN	AVX10X825 AVX10X875
316	08/75-08/80	M10B16	66	1573		PS ALT, WP, FAN, (AUTOM) ALT, WP, FAN, (MANL) AC	AVX10X825 AVX10X850 AVX10X875 AVX13X825
	09/80-08/82	M10B18		1766		PS ALT, WP, FAN, (AUTOM) ALT, WP, FAN, (MANL) AC	AVX10X825 AVX10X850 AVX10X875 AVX13X825
318	08/75-08/80	M10B18	72	1766		PS ALT, WP, FAN, (AUTOM) ALT, WP, FAN, (MANL) AC	AVX10X825 AVX10X850 AVX10X875 AVX13X825
318 i	11/79-08/82	M10B18	77	1766		PS ALT, WP, FAN, (AUTOM) ALT, WP, FAN, (MANL) AC	AVX10X865 AVX10X950 AVX10X975 AVX13X825
320	08/75-08/77	M10B20	80	1990		PS ALT, WP, FAN, (AUTOM) ALT, WP, FAN, (MANL) AC	AVX10X825 AVX10X850 AVX10X875 AVX13X825
320 i	06/75-08/82	M10B20	92	1990		PS ALT, WP, FAN, (AUTOM) ALT, WP, FAN, (MANL) AC	AVX10X825 AVX10X850 AVX10X875 AVX13X825
320/6	09/77-08/82	M20B20	90	1990		PS ALT, WP, FAN	AVX10X825 AVX10X950
					CT520 CT520K1 CT574 CT574K1	CA, OE-NO 1713361, 1711081 CA CA, OE-NO 1717215 CA	
323 i	01/78-08/82	M20B23	105	2316		PS ALT, WP, FAN	AVX10X825 AVX10X950
					CT520 CT520K1 CT574 CT574K1	CA, OE-NO 1713361, 1711081 CA CA, OE-NO 1717215 CA	
<b>3 (E30)</b>							
315	09/82-12/91	M10B16	55	1573		PS, 09/1983⇒ ALT, 09/1983⇒ PS, ⇒09/1983 ALT, ⇒06/1983 ALT, 06/1983⇒, ⇒09/1983 AC	AVX10X813 AVX10X875 AVX10X900 AVX10X940 AVX10X950 AVX13X800
316	09/82-12/87	M10B18	66	1766		PS, 09/1983⇒ ALT, 09/1983⇒ PS, ⇒09/1983 ALT, ⇒06/1983 ALT, 06/1983⇒, ⇒09/1983 AC	AVX10X813 AVX10X875 AVX10X900 AVX10X940 AVX10X950 AVX13X800
316 (Ecotronic)	09/83-12/90	M10B18	66	1766		PS, 09/1983⇒ ALT, 09/1983⇒ PS, ⇒09/1983 ALT, ⇒09/1983 AC	AVX10X813 AVX10X875 AVX10X900 AVX10X950 AVX13X800
316 i	09/87-06/91	M40B16	73	1596		ALT	AVX10X1013

**BMW**




## BMW

3 (E30)



					PS AC CA CA	AVX10X800 AVX13X840
	07/88-06/91		75		CT589 CT589K1 ALT, WP, FAN PS, 09/1988⇒ PS, ⇒09/1988 CA CA	AVX10X1013 AVX10X800 AVX10X813
	08/87-08/88	M10B18		1766	PS ALT, WP, FAN	AVX10X813 AVX10X875
318 i	12/84-08/88	M10B18	75	1766	PS ALT, WP, FAN AC	AVX10X813 AVX10X875 AVX13X800
	09/82-08/87		77		PS, 09/1983⇒ ALT, 09/1983⇒ PS, ⇒09/1983 ALT, ⇒06/1983 ALT, 06/1983⇒, ⇒09/1983 AC	AVX10X813 AVX10X875 AVX10X900 AVX10X940 AVX10X950 AVX13X800
	09/87-06/91	M40B18	85	1796	ALT PS AC CA CA	AVX10X1013 AVX10X800 AVX13X840
			83		CT589 CT589K1 ALT, WP, FAN PS, 09/1988⇒, ⇒12/1990 PS, 09/1987⇒, ⇒09/1988 AC CA CA	AVX10X1013 AVX10X800 AVX10X813 AVX13X800
318 is	09/89-08/91	M42B18	100	1796	ALT, WP, FAN PS AC	AVX10X1025 AVX10X800 AVX13X900
320 i	12/85-06/91	M20B20	95	1991	PS ALT, WP, FAN AC CA CA	AVX10X825 AVX10X965 AVX13X800
	09/82-12/85		92	1990	CT520 CT520K1 PS ALT, WP, FAN, ⇒06/1983 ALT, WP, FAN, 06/1983⇒ AC, 06/1983⇒ AC, ⇒06/1983 CA CA	AVX10X825 AVX10X950 AVX10X965 AVX13X800 AVX13X825
	12/85-06/90		110		PS ALT, WP, FAN AC CA CA	AVX10X825 AVX10X965 AVX13X800
320 is	05/88-12/90	S14204EA	141	1990	CT520 CT520K1 PS ALT AC	AVX10X813 AVX10X865 AVX13X800
323 i	09/82-08/83	M20B23	102	2316	PS ALT, WP, FAN, ⇒06/1983 ALT, WP, FAN, 06/1983⇒ CA CA	AVX10X825 AVX10X950 AVX10X965
	09/83-08/86		110		CT520 CT520K1 PS ALT, WP, FAN CA CA	AVX10X825 AVX10X965
324 d	09/85-08/91	M21D24W	63	2443	CT530 CT530K1 PS ALT, WP, FAN AC, ⇒03/1988 AC, 03/1988⇒ CA CA	AVX10X865 AVX10X995 AVX13X800 AVX13X825
324 td	09/87-08/91	M21D24WA, M21D24	85	2443	PS ALT, WP, FAN AC, ⇒03/1988 AC, 03/1988⇒ CA CA	AVX10X865 AVX10X995 AVX13X800 AVX13X825
325 e 2.7	10/83-12/88	M20B27	90	2693	CT530 CT530K1 PS ALT, WP, FAN AC	AVX10X825 AVX10X965 AVX13X800





<b>BMW</b>							
<b>3 (E30)</b>							
					CT520	CA	
					CT520K1	CA	
	01/85-08/87		95			PS ALT, WP, FAN AC	AVX10X825 AVX10X965 AVX13X800
					CT520K1	CA	
325 i	12/86-06/91	M20B25	125	2494		PS ALT, WP, FAN AC	AVX10X825 AVX10X965 AVX13X800
					CT520	CA	
					CT520K1	CA	
	09/83-11/89		126			PS ALT AC, OE-NO 6452 1 706 826 AC, OE-NO 6455 1 722 990	AVX10X825 AVX10X965 AVX13X810 AVX13X825
					CT520	CA	
					CT520K1	CA	
325 i X	12/86-08/91	M20B25	125	2494		PS ALT, WP, FAN AC	AVX10X825 AVX10X965 AVX13X800
					CT520	CA	
					CT520K1	CA	
	03/86-12/87		126			PS ALT, WP, FAN AC	AVX10X825 AVX10X965 AVX13X800
					CT520	CA	
					CT520K1	CA	
M3 2.3	07/86-06/91	S14B23	143	2303		PS ALT AC	AVX10X800 AVX10X865 AVX13X810
	02/87-05/89		147			PS ALT AC	AVX10X800 AVX10X865 AVX13X810
	06/89-06/91		158			PS ALT AC	AVX10X800 AVX10X865 AVX13X810
M3 EVO I 2.3	10/88-10/90	S14B23 (EVOI)	162	2302		PS ALT AC	AVX10X800 AVX10X865 AVX13X810
M3 EVO II 2.5	01/90-01/92	S14B25 (EVOII)	175	2467		ALT	AVX10X865
<b>3 (E36)</b>							
316 i	09/90-09/93	M40B16	73	1596		AC ALT, WP PS	4PK855 AVX10X1025 AVX10X730
					CT589	CA	
					CT589K2	CA	
	07/93-02/98	M43B16	75			AC, ⇨03/1994 AC, 03/1994⇨ ALT, 09/1993⇨, ⇨09/1995 ALT, 09/1995⇨ ALT, ⇨09/1993 PS, ⇨09/1993	4PK855 4PK890 6PK1660 6PK1733 AVX10X1025 AVX10X730
	09/90-09/93	M43B16, M40B16				AC ALT CA CA	4PK890 6PK1660
					CT589	CA	
					CT589K2	CA	
318 i	10/93-02/98	M43B18	85	1796		AC, ⇨03/1994 AC, 03/1994⇨ ALT, ⇨09/1995 ALT, 09/1995⇨	4PK855 4PK890 6PK1660 6PK1733
	12/90-10/93	M40B18	83			AC ALT, 09/1993⇨ ALT, ⇨09/1993 PS, ⇨09/1993	4PK855 6PK1660 AVX10X1025 AVX10X730
					CT589	CA	
					CT589K2	CA	
318 is	09/95-02/98	M44B19	103	1895		AC ALT, ⇨09/1995 ALT, 09/1995⇨	4PK890 6PK1660 6PK1733
	03/93-02/98	M42B18		1796		AC, ⇨03/1994 AC, 03/1994⇨ ALT, 09/1993⇨, ⇨09/1995 ALT, 09/1995⇨ ALT, ⇨09/1993 PS	4PK855 4PK890 6PK1660 6PK1733 AVX10X1025 AVX10X730
318 tds	01/95-02/98	M41D18 (Inter.)	66	1665		AC ALT	4PK836 5PK1885
320 i	09/90-02/98	M52B (206S3)	110	1991		AC, MTR-CODE: M 50	5PK890

**BMW**



## BMW

**3 (E36)**

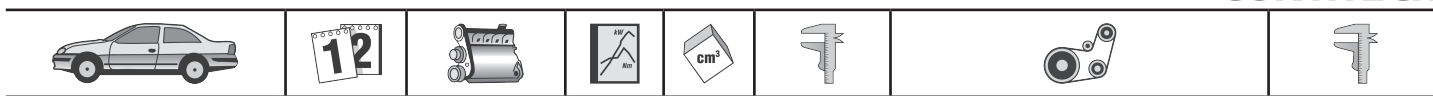

		Vanos, M50B (206S1), M50B (206S2) Vanos, M50B20TU, M50B20, M52B20				AC, MTR-CODE: M 52 ALT, 09/1991⇨ ALT, ⇨09/1991	5PK906 6PK1555 6PK1560
323 i 2.5	03/95-02/98	M52B25 (Vanos)	125	2494		AC ALT, WP, PS	5PK906 6PK1555
325 i	09/90-09/95	M50B25, M50B25 (Vanos), M50B25TU	141	2494		AC ALT ALT, WP, PS	5PK890 6PK1555 6PK1560
325 td	09/91-02/98	M51D25	85	2497		AC, ⇨12/1995 ALT, WP ALT, WP ONLY WITH VD1025	4PK780 5PK1815 5PK1815D1 MS22 VD1025
325 tds	05/93-02/98	M51D25 (Inter.)	105	2503		AC, ⇨12/1995 ALT, WP ALT, WP ONLY WITH VD1025	4PK780 5PK1815 5PK1815D1 MS22 VD1025
328 i	01/95-02/98	M52B28, M52B28TU	142	2793		AC ALT	5PK906 6PK1555
M3 3.0	08/94-09/95	S50B30	210	2990		AIRP, (AC) AIRP, (-AC) ALT	5PK1125 5PK785 6PK1515
M3 3.2	09/95-02/98	S50B32	236	3201		AIRP, (AC) AIRP, (-AC) ALT	5PK1125 5PK785 6PK1515

**3 (E46)**

316 i

	09/98-02/05	M43B19 (194E1)	77	1895		AC ALT, HOT COUNTRIES, (AUTOM) ALT, NO HOT COUNTRIES ALT, HOT COUNTRIES, (MANL) ALT, (Bosch), FOR ALT: 120A, OE-NO 1231 7 516 101, 1231 7 516 723, FOR ALT: 150A, OE-NO 1231 7 521 384, 1231 7 521 490, 1231 7 521 491, MTR-CODE: N40B16A, N42B18A, N45B16A, 03/2002⇨	5PK950 6PK1705 6PK1733 6PK1733 AP9005
	04/00-02/05	M43B16, M43B16 (164E3)		1596		AC ALT ALT, (Bosch), OE-NO 1231 7 533 268, 1231 7 532 964, FOR ALT: 110A, MTR-CODE: N40B16A	4PK890 6PK1733 AP9008
	02/02-02/05	N42B18, N46B18A, N46B18	85	1796		ALT, ⇨09/2003 ALT, AC, ⇨09/2003 ALT, (Bosch), FOR ALT: 120A, OE-NO 1231 7 516 101, 1231 7 516 723, FOR ALT: 150A, OE-NO 1231 7 521 384, 1231 7 521 490, 1231 7 521 491, MTR-CODE: N40B16A, N42B18A, N45B16A ALT, (Bosch), OE-NO 1231 7 533 268, 1231 7 532 964, FOR ALT: 110A ALT, (Valeo), FOR ALT: 140A, OE-NO 1231 7 532 967, 1231 7 532 271	6PK1635 6PK1870 AP9005 AP9008 AP9021
	06/02-02/05	N45B16A, N45B16		1596		ALT ALT, (Bosch), FOR ALT: 120A, OE-NO 1231 7 516 101, 1231 7 516 723, FOR ALT: 150A, OE-NO 1231 7 521 384, 1231 7 521 490, 1231 7 521 491, MTR-CODE: N40B16A, N42B18A, N45B16A ALT, (Bosch), FOR ALT: 110A, OE-NO 1231 7 533 268, 1231 7 532 964 ALT, (Valeo), FOR ALT: 110A, OE-NO 1231 7 532 965, 1231 7 533 269, FOR ALT: 140A, OE-NO 1231 7 532 967, 1231 7 532 271	6PK1873 AP9005 AP9008 AP9021
318 d	09/01-03/03	M47D20, M47204D1	85	1951		ALT, WP ALT, WP, AC AC ONLY WITH VD1030	5PK2030 5PK2030D1 5PK836 MS11 VD1030
	03/03-02/05	M47N204D4		1995		AC, 10/2004⇨ AC, ⇨09/2004 ALT, WP ALT, WP, AC, ⇨09/2004 ALT, WP, AC, 10/2004⇨ ONLY WITH VD1028	4PK917 ELAST 4PK970 6PK2080 6PK2080D1 6PK2080D2 MS21





<b>BMW</b>							
<b>3 (E46)</b>							
318 i	09/01-02/05	N42B20, N46B20A, N46B20	105	1995	ALT, WP, (-AC) ALT, WP, AC ALT, (Bosch), FOR ALT: 120A, OE-NO 1231 7 516 101, 1231 7 516 723, FOR ALT: 150A, OE-NO 1231 7 521 384, 1231 7 521 490, 1231 7 521 491 ALT, (Bosch), FOR ALT: 110A, OE-NO 1231 7 533 268, 1231 7 532 964 ALT, (Valeo), FOR ALT: 140A, OE-NO 1231 7 521 385	VD1028 6PK1635 6PK1870 AP9005  AP9008 AP9021	
	02/98-09/01	M43B19, M43B 19TU	87	1895	AC ALT, HOT COUNTRIES, (AUTOM) ALT, NO HOT COUNTRIES ALT, HOT COUNTRIES, (MANL)	5PK950 6PK1705 6PK1733 6PK1733	
320 d	09/01-02/05	M47N204D4	110	1995	AC, 10/2004⇒ AC, ⇒09/2004 ALT, WP, 10/2002⇒ ALT, WP, AC, 10/2002⇒, ⇒09/2004 ALT, WP, AC, 10/2004⇒ ALT, WP, ⇒09/2002 ALT, WP, AC, ⇒09/2002 ONLY WITH VD1028	4PK917 ELAST 4PK970 6PK2080 6PK2080D1 6PK2080D2 6PK2090 6PK2090D1 MS21 VD1028	
	04/98-09/01	M47D20, M47204D1	100	1951	ALT, WP ALT, WP, AC AC ONLY WITH VD1030	5PK2030 5PK2030D1 5PK836 MS11 VD1030	
320 i	09/00-02/05	M54B22, M54226S1	125	2171	AC, 09/2002⇒ AC, ⇒08/2002 ALT	4PK863 5PK865 6PK1538	
	03/98-09/00	M52B (206S3) Vanos, M52B20	110	1991	AC ALT, PS	5PK865 6PK1538	
323 i	03/98-09/00	M52B25 (Vanos), M52B25TU	125	2494	AC ALT, PS	5PK865 6PK1538	
325 i	09/00-02/05	M54256S5, M54B25	141	2494	AC, 09/2002⇒ AC, ⇒09/2002 ALT, WP	4PK863 5PK865 6PK1538	
325 xi	09/00-02/05	M54256S5	141	2494	AC, 09/2002⇒ AC, ⇒09/2002 ALT, WP	4PK863 5PK865 6PK1538	
328 i	02/98-06/00	M52B28	142	2793	AC ALT, PS	5PK865 6PK1538	
330 d	10/99-02/05	M57D30, M57306D1	135	2926	ALT, ⇒03/2003 ⇒03/2003, ALT, WP, AC AC, ⇒03/2003 ONLY WITH VD1027	5PK2060 5PK2060D1 5PK813 MS24 VD1027	
	03/03-02/05	M57N306D2	150	2993	AC, 10/2004⇒ AC, ⇒09/2004 ALT, WP	4PK860 ELAST 4PK885 6PK2080 VD1105	
330 i	06/00-02/05	M54306S3, M54B30	170	2979	AC, 09/2002⇒ AC, ⇒08/2002 ALT	4PK863 5PK865 6PK1538	
330 xd	06/00-02/05	M57D30	135	2926	ALT, WP, ⇒03/2003 ⇒03/2003, ALT, WP, AC AC, ⇒03/2003 ONLY WITH VD1027	5PK2060 5PK2060D1 5PK813 MS24 VD1027	
	03/03-02/05	M57N306D2	150	2993	AC, 10/2004⇒ AC, ⇒09/2004 ALT, WP	4PK860 ELAST 4PK885 6PK2080 VD1105	
330 xi	06/00-02/05	M54306S3	170	2979	AC, 09/2002⇒ AC, ⇒09/2002 ALT	4PK863 5PK865 6PK1538	
<b>3 (E90)</b>							
316 d	07/09-12/11	N47D20C	85	1995	ALT, (AC), (ELECTR PS) ALT, (-ELECTR PS)	6DPK1697 6DPK1817 VD1071	
	02/06-12/11	N45B16A, N45B 16TU2, N45B16	85	1596	ALT ALT, (Bosch), FOR ALT: 150A, OE-NO 1231 7 532 965, 1231 7 532 966, 1231 7 532 969, 1231 7 533 270 ALT, (Bosch), FOR ALT: 110A, OE-NO 1231 7 533 268, 1231 7 533 964	6PK1870 AP9005  AP9008	



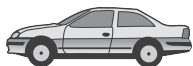


## BMW

3 (E90)

↔							
318 d	09/07-12/11	N43B16A	90	1599		ALT	7PK1104
	09/05-12/11	M47N204D4	90	1995		PS ALT, WP, AC ONLY WITH VD1028 ALT, (Valeo), FOR ALT: 180A, OE-NO 1231 7 525 376, 1231 7 521 178	4PK830 ELAST 6PK1836 MS21 AP9021  VD1028
		N47D20A, N47D20C	105			ALT, AC, (ELECTR PS) ALT, AC, (-ELECTR PS)	6DPK1697 6DPK1817 VD1071
318 i	09/05-03/07	N46B20B, N46B20	95	1995		ALT, WP, AC ALT, (Bosch), FOR ALT: 150A, OE-NO 1231 7 532 965, 1231 7 532 966, 1231 7 532 969, 1231 7 533 270 ALT, (Bosch), OE-NO 1231 7 533 268, 1231 7 532 964, FOR ALT: 110A	6PK1870 AP9005  AP9008
	09/07-12/11	N43B20A	105			ALT, MTR-CODE: N46 ALT, MTR-CODE: N43 ALT, (Bosch), OE-NO 1231 7 533 268, 1231 7 532 964, FOR ALT: 110A, MTR-CODE: N 46 B 20 TU2	6PK1870 7PK1104 AP9008
320 d	01/05-12/11	N47D20C	120	1995		PS ALT, WP, AC ONLY WITH VD1028 ALT, (Valeo), FOR ALT: 180A, OE-NO 1231 7 525 376, 1231 7 521 178 (E90), MTR-CODE: M47N (E90), MTR-CODE: N47 (E90 Facelift)	4PK830 ELAST 6PK1836 MS21 AP9021  VD1028 VD1071 VD1071
	09/05-12/11	M47N204D4	110			PS ALT, WP, AC ONLY WITH VD1028 ALT, (Valeo), FOR ALT: 180A, OE-NO 1231 7 525 376, 1231 7 521 178	4PK830 ELAST 6PK1836 MS21 AP9021  VD1028
	09/07-12/11	N47D20A	130			ALT, AC, (ELECTR PS) ALT, AC, (-ELECTR PS)	6DPK1697 6DPK1817 VD1071
	01/10-12/11	N47D20C	135			ALT, (AC), (ELECTR PS) ALT, (-ELECTR PS)	6DPK1697 6DPK1817 VD1071
320 d xDrive	09/08-12/11	N47D20C	130	1995		ALT, (ELECTR PS), (AC) ALT, (-ELECTR PS), (AC)	6DPK1697 6DPK1817 VD1071
	01/10-12/11		135			ALT, (ELECTR PS), (AC) ALT, (-ELECTR PS), (AC)	6DPK1697 6DPK1817 VD1071
320 i	01/05-03/07	N46B20A, N46B20C, N46B20	110	1995		ALT ALT, (Bosch), FOR ALT: 150A, OE-NO 1231 7 533 270 ALT, (Bosch), OE-NO 1231 7 533 268, 1231 7 532 964, FOR ALT: 110A	6PK1870 AP9005  AP9008
	09/07-12/11	N43B20A	125			ALT, AC, (-ACT ST) ALT, AC, (ACT ST)	7PK1104 7PK1915
320 si	05/06-12/11	N45B20A	127	1997		ALT ALT, (Bosch), FOR ALT: 150A, OE-NO 1231 7 532 965, 1231 7 532 966, 1231 7 532 969, 1231 7 533 270	6PK1870 AP9005
320 xd	09/07-12/11	N47D20C	130	1995		ALT, AC, (ELECTR PS) ALT, AC, (-ELECTR PS)	6DPK1697 6DPK1817 VD1071
323 i	04/06-06/07	N52B25A, N52NB25A	130	2497		ALT ALT, (Bosch), FOR ALT: 150A, OE-NO 1231 7 543 083, 1231 7 542 529, FOR ALT: 180A, OE-NO 1231 7 555 926, 1231 7 551 256 ALT, (Valeo), FOR ALT: 180A, OE-NO 1231 7 525 376, 1231 7 521 178	6PK1990 AP9005  AP9021
325 d	09/06-12/11	M57306D3	145	2993		PS ALT, WP	4PK811 ELAST 6PK1836 VD1105
	01/10-12/11	N57D30A	150			MTR-CODE: M57 N2, PS MTR-CODE: N57, ALT, (AC), (ELECTR PS) MTR-CODE: N57, ALT, (AC), (-ELECTR PS) MTR-CODE: M57 N2, ALT MTR-CODE: M57 N2	4PK811 ELAST 6DPK1697 6DPK1817  6PK1836 VD1105
325 i	01/05-12/11	N52B25A,	160	2497		ALT, PS, AC	6PK1990





## BMW

3 (E90)

					ALT, (Bosch), FOR ALT: 150A, OE-NO 1231 7 550 967, 1231 7 551 254, 1231 7 543 083, 1231 7 542 529, FOR ALT: 180A, OE-NO 1231 7 551 256, 1231 7 555 926 ALT, (Valeo), FOR ALT: 180A, OE-NO 1231 7 525 376, 1231 7 521 178	<b>AP9005</b> <b>AP9021</b>
	09/07-12/11	N53B30A, N53B30		2996	ALT, PS, AC, (-ACT ST) ALT, PS, AC, (ACT ST) ALT, (Bosch), FOR ALT: 150A, OE-NO 1231 7 550 967, 1231 7 551 254, FOR ALT: 180A, OE-NO 1231 7 551 256, 1231 7 555 926	<b>6PK1830</b> <b>6PK1990</b> <b>AP9005</b>
325 i xDrive	09/08-12/11	N53B30A	160	2996	ALT ALT, (Bosch), FOR ALT: 150A, OE-NO 1231 7 551 254, 1231 7 550 967, FOR ALT: 180A, OE-NO 1231 7 555 926, 1231 7 551 256	<b>6PK1990</b> <b>AP9005</b>
325 xi	01/05-12/11	N52B25A	160	2497	ALT, PS, AC ALT, (Bosch), FOR ALT: 150A, OE-NO 1231 7 550 967, 1231 7 551 254, 1231 7 543 083, 1231 7 542 529, FOR ALT: 180A, OE-NO 1231 7 551 256, 1231 7 555 926 ALT, (Valeo), FOR ALT: 180A, OE-NO 1231 7 525 376, 1231 7 521 178	<b>6PK1990</b> <b>AP9005</b> <b>AP9021</b>
	09/07-12/11	N53B30A		2996	ALT, PS, AC, (-ACT ST) ALT, PS, AC, (ACT ST) ALT, (Bosch), FOR ALT: 150A, OE-NO 1231 7 550 967, 1231 7 551 254, FOR ALT: 180A, OE-NO 1231 7 551 256, 1231 7 555 926	<b>6PK1830</b> <b>6PK1990</b> <b>AP9005</b>
328 i	07/05-11/07	N52NB30A	187	2996	ALT ALT, (Bosch), FOR ALT: 150A, OE-NO 1231 7 551 254, 1231 7 550 967, FOR ALT: 180A, OE-NO 1231 7 555 926, 1231 7 551 256	<b>6PK1990</b> <b>AP9005</b>
330 d	09/05-12/11	M57306D3, M57D30TU2	170	2993	PS ALT, WP, AC	<b>4PK811 ELAST</b> <b>6PK1836</b> <b>VD1105</b>
	01/09-12/11	N57D30A, M57N2306D3	180		MTR-CODE: M57 N2, PS MTR-CODE: N57, ALT, (AC), (ELECTR PS) MTR-CODE: N57, ALT, (AC), (-ELECTR PS) MTR-CODE: M57 N2, ALT MTR-CODE: M57 N2	<b>4PK811 ELAST</b> <b>6DPK1697</b> <b>6DPK1817</b> <b>6PK1836</b> <b>VD1105</b>
330 i	01/05-12/11	N52B30A, N52B30	190	2996	ALT, PS, AC ALT, (Bosch), FOR ALT: 150A, OE-NO 1231 7 550 967, 1231 7 551 254, 1231 7 543 083, 1231 7 542 529, FOR ALT: 180A, OE-NO 1231 7 551 256, 1231 7 555 926 ALT, (Valeo), FOR ALT: 180A, OE-NO 1231 7 525 376, 1231 7 521 178	<b>6PK1990</b> <b>AP9005</b> <b>AP9021</b>
	09/07-12/11	N53B30A, N53B30	200		ALT, (ACT ST), MTR-CODE: N53 ALT, MTR-CODE: N52 ALT, MTR-CODE: N53, (-ACT ST) ALT, (Bosch), FOR ALT: 150A, OE-NO 1231 7 550 967, 1231 7 551 254, FOR ALT: 180A, OE-NO 1231 7 551 256, 1231 7 555 926 ALT, (Valeo), FOR ALT: 180A, OE-NO 1231 7 525 376, 1231 7 521 178	<b>6PK1830</b> <b>6PK1990</b> <b>6PK1990</b> <b>AP9005</b> <b>AP9021</b>
330 i xDrive	09/08-12/11	N53B30A	200	2996	ALT, (Bosch), FOR ALT: 150A, OE-NO 1231 7 551 254, 1231 7 550 967, FOR ALT: 180A, OE-NO 1231 7 555 926, 1231 7 551 256	<b>AP9005</b>
330 xd	09/05-12/11	M57306D3, M57D30TU2	170	2993	PS ALT, WP, AC	<b>4PK811 ELAST</b> <b>6PK1836</b> <b>VD1105</b>
330 xi	01/05-12/11	N52B30A	190	2996	ALT, PS, AC ALT, (Bosch), FOR ALT: 150A, OE-NO 1231 7 550 967, 1231 7 551 254, FOR ALT: 180A, OE-NO 1231 7 551 256, 1231 7 555 926 ALT, (Valeo), FOR ALT: 180A, OE-NO 1231 7 525 376, 1231 7 521 178	<b>6PK1990</b> <b>AP9005</b> <b>AP9021</b>
	09/07-12/11	N53B30A	200		ALT, PS, AC, (-ACT ST) ALT, PS, AC, (ACT ST) ALT, (Bosch), FOR ALT: 150A, OE-NO 1231 7 550 967, 1231 7 551 254, FOR ALT:	<b>6PK1830</b> <b>6PK1990</b> <b>AP9005</b>

BMW



## BMW

### 3 (E90)

						180A, OE-NO 1231 7 551 256, 1231 7 555 926	
335 d	09/06-12/11	M57N306D5	210	2993		AC, OE-NO 6455 7793608 AC, OE-NO 6455 7792851 ALT	4PK850 ELAST 4PK860 ELAST 6PK2065 VD1105
335 i	09/06-12/11	N54B30A, N55B30A	225	2979		ALT	7PK1855
335 i xDrive	09/08-12/11	N54B30A, N55B30A	225	2979		ALT	7PK1855
335 xi	09/07-12/11	N54B30A, N55B30A	225	2979		ALT	7PK1855
M3 4.0	03/07-12/11	S65B40	309	3999		AC, 05/2008⇒ AC, ⇒04/2008 ALT, WP	6DPK1100 6PK1065 6PK1460

### 3 (F30)

320 i	02/12-	N20B20A	135	1997		ALT	6PK1005
328 i	10/11-	N20B20A, N26B20A	180	1997		ALT	6PK1005

### 3 Cabriolet (E30)

316 i	09/87-06/90	M40B16C	73	1596		ALT PS AC CA CA	AVX10X1013 AVX10X800 AVX13X840
					CT589 CT589K1		
318 i	09/90-10/93	M40B18	83	1796		ALT PS AC CA CA	AVX10X1013 AVX10X800 AVX13X840
					CT589 CT589K1		
320 i	04/86-10/93	M20B20	95	1990		PS ALT, WP, FAN AC CA CA	AVX10X825 AVX10X965 AVX13X800
					CT520 CT520K1		
325 i	09/87-10/93	M20B25	125	2494		PS ALT, WP, FAN AC CA CA	AVX10X825 AVX10X965 AVX13X800
					CT520 CT520K1		
	12/85-12/87		126			PS ALT AC, OE-NO 6452 1 706 826 AC, OE-NO 6455 1 722 990 CA, 01/1986⇒ CA, 09/1985⇒	AVX10X825 AVX10X965 AVX13X810 AVX13X825
					CT520 CT520K1		
M3 2.3	06/88-06/91	S14B23	143	2303		PS ALT AC	AVX10X800 AVX10X865 AVX13X810

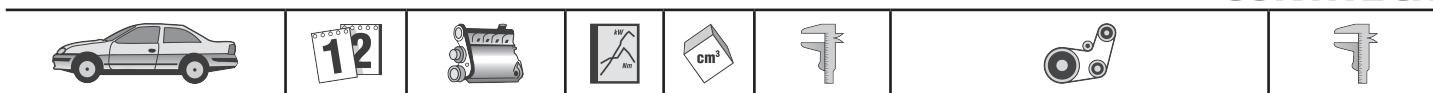
### 3 Cabriolet (E36)

318 i	01/94-04/99	M43B18	85	1796		AC, ⇒03/1994 AC, 03/1994⇒ ALT, ⇒09/1995 ALT, 09/1995⇒	4PK855 4PK890 6PK1660 6PK1733
320 i	12/93-04/99	M52B (206S3) Vanos, M50B (206S2)Vanos, M50B20TU, M50B20, M52B20	110	1991		AC, MTR-CODE: M 50 AC, MTR-CODE: M 52 ALT	5PK890 5PK906 6PK1555
323 i	06/95-04/99	M52B25 (Vanos)	125	2494		AC ALT	5PK906 6PK1555
325 i	03/93-03/95	M50B25, M50B 25TU	141	2494		AC ALT, WP, PS	5PK890 6PK1560
328 i	03/95-04/99	M52B28, M52B 28TU	142	2793		AC ALT	5PK906 6PK1555
M3 3.0	01/94-10/95	S50B30	210	2990		AIRP, (AC) AIRP, (-AC) ALT	5PK1125 5PK785 6PK1515
M3 3.2	10/95-04/99	S50B32	236	3201		AIRP, (AC) AIRP, (-AC) ALT	5PK1125 5PK785 6PK1515

### 3 Cabriolet (E46)

318 Ci	09/01-	N42B20, N46B20	105	1995		ALT, WP, (-AC) ALT, WP, AC ALT, (Bosch), FOR ALT: 120A, OE-NO 1231 7 516 101, 1231 7 516 723, FOR ALT: 150A, OE-NO 1231 7 521 384, 1231 7 521	6PK1635 6PK1870 AP9005
--------	--------	-------------------	-----	------	--	---	------------------------------





## BMW

### 3 Cabriolet (E46)

						490, 1231 7 521 491 ALT, (Bosch), OE-NO 1231 7 533 268, 1231 7 532 964, FOR ALT: 110A	<b>AP9008</b>
	02/05-	N46B20B	110			ALT, (Valeo), FOR ALT: 140A, OE-NO 1231 7 532 967, 1231 7 532 271	<b>AP9021</b>
						AC ALT, (Bosch), FOR ALT: 150A, OE-NO 1231 7 521 384, 1231 7 521 490, 1231 7 521 491	<b>6PK1870</b> <b>AP9005</b>
						ALT, (Bosch), OE-NO 1231 7 533 268, 1231 7 532 964, FOR ALT: 110A	<b>AP9008</b>
320 Cd	02/05-	M47N204D4	110	1995		AC ALT, WP ONLY WITH VD1028	<b>4PK917 ELAST</b> <b>6PK2080</b> <b>MS21</b> <b>VD1028</b>
320 Ci	09/00-	M54B22, M54226S1	125	2171		AC, 09/2002⇒ AC, ⇒08/2002	<b>4PK863</b> <b>5PK865</b>
323 Ci	04/00-09/00	M52B25 (Vanos)	125	2494		ALT	<b>6PK1538</b>
325 Ci	09/00-	M54256S5	141	2494		AC ALT, WP	<b>5PK865</b> <b>6PK1538</b>
325 Ci	09/00-	M54256S5	141	2494		AC, 09/2002⇒ AC, ⇒09/2002	<b>4PK863</b> <b>5PK865</b>
325 Ci	09/00-	M54256S5	141	2494		ALT, WP	<b>6PK1538</b>
330 Cd	08/05-	M57N306D2	150	2993		AC ALT	<b>4PK860 ELAST</b> <b>6PK2080</b> <b>VD1105</b>
330 Ci	06/00-	M54306S3	170	2979		AC, 09/2002⇒ AC, ⇒08/2002	<b>4PK863</b> <b>5PK865</b>
330 Ci	06/00-	M54306S3	170	2979		ALT	<b>6PK1538</b>
M3 3.2	04/01-	S54326S4, S54B32	252	3246		AC ALT, WP	<b>5PK830</b> <b>6PK1460</b>

### 3 Cabriolet (E93)

320 d	03/07-	N47D20A	130	1995		ALT, AC, (ELECTR PS) ALT, AC, (-ELECTR PS)	<b>6DPK1697</b> <b>6DPK1817</b> <b>VD1071</b>
	01/10-	N47D20C	135			ALT, (ELECTR PS), (AC) ALT, (-ELECTR PS), (AC)	<b>6DPK1697</b> <b>6DPK1817</b> <b>VD1071</b>
320 i	03/07-	N43B20A	125	1995		AC ALT, (Bosch), FOR ALT: 150A, OE-NO 1231 7 532 965, 1231 7 532 966, 1231 7 532 969, 1231 7 533 270, MTR-CODE: N46B20B	<b>6PK1870</b> <b>AP9005</b>
	03/07-08/07	N46NB20B, N46B20	110			ALT	<b>6PK1870</b>
325 d	03/07-	N57306D3, M57D30TU2	145	2993		PS ALT	<b>4PK811 ELAST</b> <b>6PK1836</b> <b>VD1105</b>
325 i	03/07-	N53B30A, N53B30	160	2996		ALT, PS, AC, (-ACT ST) ALT, PS, AC, (ACT ST) ALT, (Bosch), FOR ALT: 150A, OE-NO 1231 7 550 967, 1231 7 551 254, FOR ALT: 180A, OE-NO 1231 7 551 256, 1231 7 555 926	<b>6PK1830</b> <b>6PK1990</b> <b>AP9005</b>
		N52B25A, N52B25		2497		ALT, PS, AC ALT, (Bosch), FOR ALT: 150A, OE-NO 1231 7 550 967, 1231 7 551 254, FOR ALT: 180A, OE-NO 1231 7 551 256, 1231 7 555 926	<b>6PK1990</b> <b>AP9005</b>
330 d	03/07-	N57N306D3, M57D30TU2	170	2993		PS ALT, WP	<b>4PK811 ELAST</b> <b>6PK1836</b> <b>VD1105</b>
	01/09-	N57D30A, M57N2306D3	180			MTR-CODE: M57 N2, PS MTR-CODE: N57, ALT, (AC), (ELECTR PS) MTR-CODE: N57, ALT, (AC), (-ELECTR PS) MTR-CODE: M57 N2, ALT MTR-CODE: M57 N2	<b>4PK811 ELAST</b> <b>6DPK1697</b> <b>6DPK1817</b> <b>6PK1836</b> <b>VD1105</b>
330 i	03/07-	N53B30A, N53B30	200	2996		ALT, PS, AC ALT, (Bosch), FOR ALT: 150A, OE-NO 1231 7 550 967, 1231 7 551 254, FOR ALT: 180A, OE-NO 1231 7 551 256, 1231 7 555 926	<b>6PK1990</b> <b>AP9005</b>
		N52NB30B	190			ALT ALT, (Bosch), FOR ALT: 150A, OE-NO 1231 7 550 967, 1231 7 551 254, FOR ALT: 180A, OE-NO 1231 7 551 256, 1231 7 555 926	<b>6PK1990</b> <b>AP9005</b>
335 i	03/07-	N54B30A,	225	2979		ALT	<b>7PK1855</b>



## BMW

### 3 Cabriolet (E93)

M3	03/07-	N54B30B, N55B30A S65B40	309	3999	AC, 05/2008⇒ AC, ⇒04/2008 ALT, WP	<b>6DPK1100</b> <b>6PK1065</b> <b>6PK1460</b>
----	--------	-------------------------------	-----	------	---	---

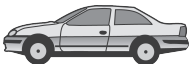







### 3 Compact (E36)

316 g	12/95-08/00	M43B16	75	1596	AC ALT	<b>4PK890</b> <b>6PK1733</b>
316 i	12/98-08/00	M43B19 (194E1)	77	1895	AC ALT, WP	<b>4PK890</b> <b>6PK1733</b>
	03/94-08/00	M43B16	75	1596	AC ALT, ⇒09/1995 ALT, 09/1995⇒	<b>4PK890</b> <b>6PK1660</b> <b>6PK1733</b>
318 tds	01/95-08/00	M41D18 (Inter.)	66	1665	AC ALT	<b>4PK836</b> <b>5PK1885</b>
318 ti	11/94-08/95	M42B18	103	1796	AC ALT	<b>4PK890</b> <b>6PK1660</b>
	07/95-08/00	M44B19		1895	AC ALT, ⇒09/1995 ALT, 09/1995⇒	<b>4PK890</b> <b>6PK1660</b> <b>6PK1733</b>
323 ti	08/97-08/00	M52B25 (Vanos)	125	2494	AC ALT, WP, PS	<b>5PK906</b> <b>6PK1555</b>

### 3 Compact (E46)

316 ti	06/01-02/05	N42B18, N46B18A	85	1796	ALT, ⇒09/2003	<b>6PK1635</b>
					ALT, AC, ⇒09/2003	<b>6PK1870</b>
	ALT, (Bosch), FOR ALT: 120A, OE-NO 1231 7 516 101, 1231 7 516 723, FOR ALT: 150A, OE-NO 1231 7 521 384, 1231 7 521 490, 1231 7 521 491, MTR-CODE: N40B16A, N42B18A, N45B16A	<b>AP9005</b>				
318 td	03/03-02/05	M47N204D4	85	1995	ALT, (Bosch), FOR ALT: 120A, OE-NO 1231 7 516 101, 1231 7 516 723, FOR ALT: 150A, OE-NO 1231 7 521 384, 1231 7 521 490, 1231 7 521 491, MTR-CODE: N40B16A, N42B18A, N45B16A	<b>AP9008</b>
					ALT, (Bosch), FOR ALT: 90A, OE-NO 1231 7 516 098, 1231 7 516 721, 1231 7 516 722, FOR ALT: 110A, OE-NO 1231 7 533 268, 1231 7 532 964	<b>AP9021</b>
318 ti	09/01-02/05	N42B20, N46B20A	105	1995	ALT, (Bosch), FOR ALT: 120A, OE-NO 1231 7 516 101, 1231 7 516 723, FOR ALT: 150A, OE-NO 1231 7 521 384, 1231 7 521 490, 1231 7 521 491	<b>AP9008</b>
					ALT, (Bosch), FOR ALT: 140A, OE-NO 1231 7 532 964, FOR ALT: 110A	<b>AP9021</b>
320 td	09/01-02/05	M47N204D4	110	1995	ALT, (Valeo), FOR ALT: 140A, OE-NO 1231 7 521 385	<b>AP9008</b>
					ALT, (Valeo), FOR ALT: 140A, OE-NO 1231 7 521 385	<b>AP9021</b>
318 ti	10/01-12/02	M47204D1	100	1951	AC, 10/2004⇒ AC, ⇒09/2004	<b>4PK917 ELAST</b> <b>4PK970</b>
					ALT, WP, 10/2002⇒ ALT, WP, AC, 10/2002⇒, ⇒09/2004 ALT, WP, AC, 10/2004⇒ ALT, WP, ⇒09/2002 ALT, WP, AC, ⇒09/2002 ONLY WITH VD1028	<b>6PK2080</b> <b>6PK2080D1</b> <b>6PK2080D2</b> <b>6PK2090</b> <b>6PK2090D1</b> <b>MS21</b> <b>VD1028</b>
					ALT, WP AC ONLY WITH VD1028	<b>5PK2030</b> <b>5PK836</b> <b>MS21</b> <b>VD1028</b>



							
<b>BMW</b>							
<b>3 Compact (E46)</b>							
↔ 325 ti	06/01-02/05	M54256S5, M54B25	141	2494		AC, 09/2002⇒ AC, ⇒09/2002 ALT, WP	<b>4PK863</b> <b>5PK865</b> <b>6PK1538</b>
<b>3 Coupe (E36)</b>							
316 i	09/93-04/99	M43B16	75	1596		AC, ⇒03/1994 AC, 03/1994⇒ ALT, 09/1993⇒, ⇒09/1995 ALT, 09/1995⇒ ALT, ⇒09/1993 PS, ⇒09/1993	<b>4PK855</b> <b>4PK890</b> <b>6PK1660</b> <b>6PK1733</b> <b>AVX10X1025</b> <b>AVX10X730</b>
318 is	09/95-04/99	M44B19	103	1895		AC ALT, ⇒09/1995 ALT, 09/1995⇒	<b>4PK890</b> <b>6PK1660</b> <b>6PK1733</b>
	03/92-10/95	M42B18		1796		AC, ⇒03/1994 AC, 03/1994⇒ ALT, 09/1993⇒, ⇒09/1995 ALT, 09/1995⇒ ALT, ⇒09/1993 PS, ⇒09/1993	<b>4PK855</b> <b>4PK890</b> <b>6PK1660</b> <b>6PK1733</b> <b>AVX10X1025</b> <b>AVX10X730</b>
320 i	03/92-04/99	M52B (206S3) Vanos, M50B (206S1), M50B (206S2)Vanos, M50B20TU, M50B20, M52B20	110	1991		AC, MTR-CODE: M 50 AC, MTR-CODE: M 52 ALT	<b>5PK890</b> <b>5PK906</b> <b>6PK1555</b>
323 i	03/95-04/99	M52B25 (Vanos)	125	2494		AC ALT	<b>5PK906</b> <b>6PK1555</b>
325 i	03/92-04/99	M50B25, M50B25 (Vanos), M50B25TU	141	2494		AC ALT, WP, PS	<b>5PK890</b> <b>6PK1560</b>
328 i	01/95-04/99	M52B28, M52B 28TU	142	2793		AC ALT	<b>5PK906</b> <b>6PK1555</b>
M3 3.0	10/92-01/95	S50B30	210	2990		AIRP, (AC) AIRP, (-AC) ALT	<b>5PK1125</b> <b>5PK785</b> <b>6PK1515</b>
	01/95-10/95		217			AIRP, (AC) AIRP, (-AC) ALT	<b>5PK1125</b> <b>5PK785</b> <b>6PK1515</b>
M3 3.2	10/95-04/99	S50B32	236	3201		AIRP, (AC) AIRP, (-AC) ALT	<b>5PK1125</b> <b>5PK785</b> <b>6PK1515</b>
<b>3 Coupe (E46)</b>							
316 Ci	04/00-	M43B16 (164E3)	77	1596		ALT, (Bosch), OE-NO 1231 7 533 268, 1231 7 532 964, FOR ALT: 110A, MTR-CODE: N40B16A	<b>AP9008</b>
	06/02-	N45B16A	85			ALT, (Bosch), FOR ALT: 120A, OE-NO 1231 7 516 101, 1231 7 516 723, FOR ALT: 150A, OE-NO 1231 7 521 384, 1231 7 521 490, 1231 7 521 491 ALT, (Bosch), FOR ALT: 110A, OE-NO 1231 7 533 268, 1231 7 532 964 ALT, (Valeo), FOR ALT: 110A, OE-NO 1231 7 532 965, 1231 7 533 269, FOR ALT: 140A, OE-NO 1231 7 532 967, 1231 7 532 271	<b>AP9005</b> <b>AP9008</b> <b>AP9021</b>
318 Ci	11/99-09/01	M43B19	87	1895		AC ALT, HOT COUNTRIES, (AUTOM) ALT, NO HOT COUNTRIES ALT, HOT COUNTRIES, (MANL)	<b>5PK950</b> <b>6PK1705</b> <b>6PK1733</b> <b>6PK1733</b>
	09/01-	N42B20, N46B20	105	1995		ALT, WP, (-AC) ALT, WP, AC ALT, (Bosch), FOR ALT: 120A, OE-NO 1231 7 516 101, 1231 7 516 723, FOR ALT: 150A, OE-NO 1231 7 521 384, 1231 7 521 490, 1231 7 521 491 ALT, (Bosch), OE-NO 1231 7 533 268, 1231 7 532 964, FOR ALT: 110A ALT, (Valeo), FOR ALT: 140A, OE-NO 1231 7 521 385	<b>6PK1635</b> <b>6PK1870</b> <b>AP9005</b> <b>AP9008</b> <b>AP9021</b>
	03/05-	N46B20A	110			AC ALT, (Bosch), FOR ALT: 110A, OE-NO 1231 7 532 268, 1231 7 532964	<b>6PK1870</b> <b>AP9008</b>
320 Cd	11/03-	M47N204D4	110	1995		AC, 10/2004⇒ AC, ⇒09/2004 ALT, WP ALT, WP, AC, ⇒09/2004 ALT, WP, AC, 10/2004⇒	<b>4PK917 ELAST</b> <b>4PK970</b> <b>6PK2080</b> <b>6PK2080D1</b> <b>6PK2080D2</b>





## BMW

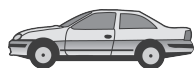
### 3 Coupe (E46)

						ONLY WITH VD1028	MS21 VD1028
320 Ci	08/99-09/00	M52B (206S4), M52B20	110	1991		AC ALT, PS	5PK865 6PK1538
	09/00-	M54B22, M54226S1	125	2171		AC, 09/2002⇒ AC, ⇒08/2002 ALT	4PK863 5PK865 6PK1538
323 Ci	04/99-09/00	M52B25 (Vanos)	125	2494		AC ALT, PS	5PK865 6PK1538
325 Ci	09/00-	M54256S5	141	2494		AC, 09/2002⇒ AC, ⇒09/2002 ALT, WP	4PK863 5PK865 6PK1538
328 Ci	04/99-06/00	M52B28	142	2793		AC ALT, PS	5PK865 6PK1538
330 Cd	03/03-	M57N306D2	150	2993		AC, 10/2004⇒ AC, ⇒09/2004 ALT, WP	4PK860 ELAST 4PK885 6PK2080 VD1105
330 Ci	06/00-	M54306S3	170	2979		AC, 09/2002⇒ AC, ⇒08/2002 ALT	4PK863 5PK865 6PK1538
330 xi	06/00-	M54306S3	170	2979		AC, 09/2002⇒ AC, ⇒08/2002 ALT	4PK863 5PK865 6PK1538
M3 3.2	06/00-	S54326S4, S54B32	252	3246		AC ALT, WP	5PK830 6PK1460
M3 CSL	06/03-	S54N326S4, S54B32	265	3246		AC ALT, WP	5PK830 6PK1460

### 3 Coupe (E92)

320 d	03/07-	N47D20A	130	1995		ALT, AC, (ELECTR PS) ALT, AC, (-ELECTR PS)	6DPK1697 6DPK1817 VD1071
	01/10-	N47D20C	135			ALT, AC, (ELECTR PS) ALT, AC, (-ELECTR PS)	6DPK1697 6DPK1817 VD1071
320 d xDrive	09/08-	N47D20C	130	1995		ALT, AC, (ELECTR PS) ALT, AC, (-ELECTR PS)	6DPK1697 6DPK1817 VD1071
	01/10-		135			ALT, AC, (ELECTR PS) ALT, AC, (-ELECTR PS)	6DPK1697 6DPK1817 VD1071
320 i	03/07-	N43B20A	125	1995		ALT, AC, (-ACT ST) ALT, AC, (ACT ST) ALT, (Bosch), FOR ALT: 150A, OE-NO 1231 7 532 965, 1231 7 532 966, 1231 7 532 969, 1231 7 533 270, MTR-CODE: N46B20B	7PK1104 7PK1915 AP9005
	11/06-06/07	N46B20A, N46NB20B	110			ALT ALT, (Bosch), FOR ALT: 150A, OE-NO 1231 7 532 965, 1231 7 532 966, 1231 7 532 969, 1231 7 533 270 ALT, (Bosch), OE-NO 1231 7 533 268, 1231 7 532 964, FOR ALT: 110A	6PK1870 AP9005 AP9008
320 xd	03/07-	N47D20A	130	1995		ALT, AC, (ELECTR PS) ALT, AC, (-ELECTR PS)	6DPK1697 6DPK1817 VD1071
325 d	03/07-	N57N306D3, M57D30TU2	145	2993		PS ALT, WP	4PK811 ELAST 6PK1836 VD1105
	04/10-	N57D30A, M57N2306D3	150			MTR-CODE: M57 N2, PS MTR-CODE: N57, ALT, (AC), (ELECTR PS) MTR-CODE: N57, ALT, (AC), (-ELECTR PS) MTR-CODE: M57 N2, ALT MTR-CODE: M57 N2	4PK811 ELAST 6DPK1697 6DPK1817 6PK1836 VD1105
325 i	09/06-	N52B25C, N52B25A, N52B25	160	2497		ALT, PS, AC ALT, (Bosch), FOR ALT: 150A, OE-NO 1231 7 550 967, 1231 7 551 254, FOR ALT: 180A, OE-NO 1231 7 551 256, 1231 7 555 926	6PK1990 AP9005
	09/07-	N53B30A, N53B30		2996		ALT, (-ACT ST) ALT, (ACT ST) ALT, (Bosch), FOR ALT: 150A, OE-NO 1231 7 550 967, 1231 7 551 254, FOR ALT: 180A, OE-NO 1231 7 551 256, 1231 7 555 926	6PK1830 6PK1990 AP9005
325 i xDrive	09/08-	N53B30A	160	2996		ALT ALT, (Bosch), FOR ALT: 150A, OE-NO 1231	6PK1990 AP9005





## BMW

### 3 Coupe (E92)

					7 551 254, 1231 7 550 967, FOR ALT: 180A, OE-NO 1231 7 555 926, 1231 7 551 256	
325 xi	09/06-	N52B25C, N52B25A	160	2497	ALT, PS, AC ALT, (Bosch), FOR ALT: 150A, OE-NO 1231 7 550 967, 1231 7 551 254, FOR ALT: 180A, OE-NO 1231 7 551 256, 1231 7 555 926	<b>6PK1990</b> <b>AP9005</b>
	09/07-	N53B30A		2996	ALT, AC, (-ELECTR PS) ALT, AC, (ELECTR PS) ALT, (Bosch), FOR ALT: 150A, OE-NO 1231 7 551 254, 1231 7 550 967, FOR ALT: 180A, OE-NO 1231 7 555 926, 1231 7 551 256	<b>6PK1830</b> <b>6PK1990</b> <b>AP9005</b>
328 i	08/06-11/07	N52NB30A	187	2996	ALT, (Bosch), FOR ALT: 150A, OE-NO 1231 7 550 967, 1231 7 551 254, FOR ALT: 180A, OE-NO 1231 7 551 256, 1231 7 555 926	<b>AP9005</b>
330 d	09/06-	M57306D3, M57D30TU2	170	2993	PS ALT, WP, AC	<b>4PK811 ELAST</b> <b>6PK1836</b> <b>VD1105</b>
	01/09-	N57D30A, M57N2306D3	180		MTR-CODE: M57 N2, PS MTR-CODE: N57, ALT, (AC), (ELECTR PS) MTR-CODE: N57, ALT, (AC), (-ELECTR PS) MTR-CODE: M57 N2, ALT MTR-CODE: M57 N2	<b>4PK811 ELAST</b> <b>6DPK1697</b> <b>6DPK1817</b> <b>6PK1836</b> <b>VD1105</b>
330 d xDrive	01/09-	N57D30A	180	2993	MTR-CODE: M57 N2, PS MTR-CODE: N57, ALT, (AC), (ELECTR PS) MTR-CODE: N57, ALT, (AC), (-ELECTR PS) MTR-CODE: M57 N2, ALT MTR-CODE: M57 N2	<b>4PK811 ELAST</b> <b>6DPK1697</b> <b>6DPK1817</b> <b>6PK1836</b> <b>VD1105</b>
330 i	09/06-	N53B30A, N53B30	200	2996	ALT, PS, AC ALT, (Bosch), FOR ALT: 150A, OE-NO 1231 7 550 967, 1231 7 551 254, FOR ALT: 180A, OE-NO 1231 7 551 256, 1231 7 555 926	<b>6PK1990</b> <b>AP9005</b>
		N52B30A	190		ALT, PS, AC ALT, (Bosch), FOR ALT: 150A, OE-NO 1231 7 551 254, 1231 7 550 967, FOR ALT: 180A, OE-NO 1231 7 555 926, 1231 7 551 256	<b>6PK1990</b> <b>AP9005</b>
330 i xDrive	09/08-	N53B30A	200	2996	ALT, (Bosch), FOR ALT: 150A, OE-NO 1231 7 551 254, 1231 7 550 967, FOR ALT: 180A, OE-NO 1231 7 555 926, 1231 7 551 256	<b>AP9005</b>
330 xd	09/06-	M57306D3, M57D30TU2	170	2993	PS ALT, WP, AC	<b>4PK811 ELAST</b> <b>6PK1836</b> <b>VD1105</b>
330 xd X	01/09-	N57D30A, M57N2306D3	180	2993	MTR-CODE: M57 N2, PS MTR-CODE: N57, ALT, (AC), (ELECTR PS) MTR-CODE: N57, ALT, (AC), (-ELECTR PS) MTR-CODE: M57 N2, ALT MTR-CODE: M57 N2	<b>4PK811 ELAST</b> <b>6DPK1697</b> <b>6DPK1817</b> <b>6PK1836</b> <b>VD1105</b>
330 xi	09/06-	N52B30A	200	2996	ALT, PS, AC ALT, (Bosch), FOR ALT: 150A, OE-NO 1231 7 550 967, 1231 7 551 254, FOR ALT: 180A, OE-NO 1231 7 551 256, 1231 7 555 926	<b>6PK1990</b> <b>AP9005</b>
			190		ALT, (Bosch), FOR ALT: 150A, OE-NO 1231 7 550 967, 1231 7 551 254, FOR ALT: 180A, OE-NO 1231 7 551 256, 1231 7 555 926	<b>AP9005</b>
335 d	09/06-	M57N306D5	210	2993	AC, OE-NO 6455 7793608 AC, OE-NO 6455 7792851 ALT	<b>4PK850 ELAST</b> <b>4PK860 ELAST</b> <b>6PK2065</b> <b>VD1105</b>
335 i	09/06-	N54B30A, N55B30A	225	2979	ALT	<b>7PK1855</b>
335 i xDrive	09/08-	N54B30A, N55B30A	225	2979	ALT	<b>7PK1855</b>
335 xi	09/06-	N54B30A, N55B30A	225	2979	ALT	<b>7PK1855</b>
M	03/07-	S65B40	309	3999	AC, 05/2008⇒ AC, ⇨04/2008 ALT, WP	<b>6DPK1100</b> <b>6PK1065</b> <b>6PK1460</b>





## BMW

### 3 Touring (E30)

↔ 316 i	09/91-06/94	M40B16	75	1596	CT589 CT589K1	ALT PS AC CA CA	AVX10X1013 AVX10X800 AVX13X840
			73		CT589 CT589K1	ALT PS AC CA CA	AVX10X1013 AVX10X800 AVX13X840
318 i	09/87-06/91	M40B18	85	1796	CT589 CT589K1	ALT PS AC CA CA	AVX10X1013 AVX10X800 AVX13X850
	04/89-06/94		83		CT589 CT589K1	ALT PS AC CA CA	AVX10X1013 AVX10X800 AVX13X840
320 i	01/88-12/91	M20B20	95	1991	CT520 CT520K1	PS PS, (LC) ALT, WP, FAN AC CA CA	AVX10X825 AVX10X858 AVX10X965 AVX13X800
324 td	01/88-06/93	M21D24WA, M21D24	85	2443	CT530 CT530K1	PS, (LC) PS ALT, WP, FAN AC CA CA	AVX10X858 AVX10X865 AVX10X995 AVX13X825
325 i	07/87-03/93	M20B25	125	2494		PS ALT AC, OE-NO 6452 1 706 826 AC, OE-NO 6455 1 722 990	AVX10X825 AVX10X965 AVX13X810 AVX13X825
325 i X	06/88-10/93	M20B25	125	2494	CT520 CT520K1	PS ALT, WP, FAN AC CA CA	AVX10X825 AVX10X965 AVX13X800

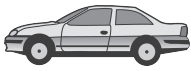
### 3 Touring (E36)

316 i	01/96-10/99	M43B16	75	1596		AC ALT	4PK890 6PK1733
318 i	07/95-10/99	M43B18	85	1796		AC ALT, ⇨09/1995 ALT, 09/1995⇨	4PK890 6PK1660 6PK1733
318 tds	01/95-10/99	M41D18 (Inter.)	66	1665		AC ALT	4PK836 5PK1885
320 i	01/95-10/99	M52B (206S3) Vanos, M50B 20TU, M50B20, M52B20	110	1991		AC ALT	5PK906 6PK1555
323 i	09/95-10/99	M52B25 (Vanos)	125	2494		AC ALT	5PK906 6PK1555
325 tds	01/95-10/99	M51D25 (Inter.)	105	2503		AC, ⇨12/1995 ALT, WP ALT, WP ONLY WITH VD1025	4PK780 5PK1815 5PK1815D1 MS22 VD1025
328 i	01/95-10/99	M52B28, M52B 28TU	142	2793		AC ALT, WP, PS	5PK906 6PK1555

### 3 Touring (E46)

↔ 316 i	03/02-02/05	N42B18, N46B18A, N46B18	85	1796		ALT, ⇨09/2003 ALT, AC, ⇨09/2003 ALT, (Bosch), FOR ALT: 120A, OE-NO 1231 7 516 101, 1231 7 516 723, FOR ALT: 150A, OE-NO 1231 7 521 384, 1231 7 521 490, 1231 7 521 491, MTR-CODE: N40B16A, N42B18A, N45B16A ALT, (Bosch), OE-NO 1231 7 533 268, 1231 7 532 964, FOR ALT: 110A ALT, (Valeo), FOR ALT: 140A, OE-NO 1231 7 532 967, 1231 7 532 271	6PK1635 6PK1870 AP9005  AP9008  AP9021
	06/02-02/05	N45B16A, N45B16		1596		ALT, (Bosch), FOR ALT: 120A, OE-NO 1231 7 516 101, 1231 7 516 723, FOR ALT: 150A, OE-NO 1231 7 521 384, 1231 7 521 490, 1231 7 521 491, MTR-CODE:	AP9005





## BMW

### 3 Touring (E46)

						N40B16A, N42B18A, N45B16A ALT, (Bosch), FOR ALT: 110A, OE-NO 1231 7 533 268, 1231 7 532 964	AP9008
318 d	03/02-02/05	M47D20, M47204D1	85	1951		ALT, WP ALT, WP, AC AC ONLY WITH VD1030	5PK2030 5PK2030D1 5PK836 MS11 VD1030
	03/03-02/05	M47N204D4		1995		AC, 10/2004⇒ AC, ⇒09/2004 ALT, WP ALT, WP, AC, ⇒09/2004 ALT, WP, AC, 10/2004⇒ ONLY WITH VD1028	4PK917 ELAST 4PK970 6PK2080 6PK2080D1 6PK2080D2 MS21 VD1028
318 i	10/99-09/01	M43B19, M43B 19TU	87	1895		AC ALT, HOT COUNTRIES, (AUTOM) ALT, NO HOT COUNTRIES ALT, HOT COUNTRIES, (MANL)	5PK950 6PK1705 6PK1733 6PK1733
	09/01-02/05	N42B20, N46B20A, N46B20	105	1995		ALT, WP, (-AC) ALT, WP, AC ALT, (Bosch), FOR ALT: 120A, OE-NO 1231 7 516 101, 1231 7 516 723, FOR ALT: 150A, OE-NO 1231 7 521 384, 1231 7 521 490, 1231 7 521 491 ALT, (Bosch), OE-NO 1231 7 533 268, 1231 7 532 964, FOR ALT: 110A ALT, (Valeo), FOR ALT: 140A, OE-NO 1231 7 521 385	6PK1635 6PK1870 AP9005 AP9008 AP9021
320 d	03/00-09/01	M47D20, M47204D1	100	1951		ALT, WP ALT, WP, AC AC ONLY WITH VD1030	5PK2030 5PK2030D1 5PK836 MS11 VD1030
	09/01-02/05	M47N204D4	110	1995		AC, 10/2004⇒ AC, ⇒09/2004 ALT, WP, 10/2002⇒ ALT, WP, AC, 10/2002⇒, ⇒09/2004 ALT, WP, AC, 10/2004⇒ ALT, WP, ⇒09/2002 ALT, WP, AC, ⇒09/2002 ONLY WITH VD1028	4PK917 ELAST 4PK970 6PK2080 6PK2080D1 6PK2080D2 6PK2090 6PK2090D1 MS21 VD1028
320 i	10/99-09/00	M52B (206S3) Vanos, M52B20	110	1991		AC ALT, PS	5PK865 6PK1538
	09/00-02/05	M54B22, M54226S1	125	2171		AC, 09/2002⇒ AC, ⇒08/2002 ALT	4PK863 5PK865 6PK1538
325 i	09/00-02/05	M54256S5, M54B25	141	2494		AC, 09/2002⇒ AC, ⇒09/2002 ALT, WP	4PK863 5PK865 6PK1538
325 xi	09/00-02/05	M54256S5	141	2494		AC, 09/2002⇒ AC, ⇒09/2002 ALT, WP	4PK863 5PK865 6PK1538
328 i	10/99-06/00	M52B28	142	2793		AC ALT, PS	5PK865 6PK1538
330 d	10/99-02/05	M57D30, M57306D1	135	2926		ALT, WP, ⇒03/2003 ⇒03/2003, ALT, WP, AC AC, ⇒03/2003 ONLY WITH VD1027	5PK2060 5PK2060D1 5PK813 MS24 VD1027
	03/03-02/05	M57N306D2	150	2993		AC, 10/2004⇒ AC, ⇒09/2004 ALT, WP	4PK860 ELAST 4PK885 6PK2080 VD1105
330 i	06/00-02/05	M54306S3, M54B30	170	2979		AC, 09/2002⇒ AC, ⇒08/2002 ALT	4PK863 5PK865 6PK1538
330 xd	06/00-02/05	M57D30	135	2926		ALT, WP, ⇒03/2003 ⇒03/2003, ALT, WP, AC AC, ⇒03/2003 ONLY WITH VD1027	5PK2060 5PK2060D1 5PK813 MS24 VD1027
	03/03-02/05	M57N306D2	150	2993		AC, 10/2004⇒ AC, ⇒09/2004 ALT, WP	4PK860 ELAST 4PK885 6PK2080 VD1105
330 xi	06/00-02/05	M54306S3	170	2979		AC, 09/2002⇒	4PK863



## BMW

### 3 Touring (E46)



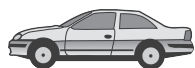
AC, ⇨09/2002  
ALT, WP

5PK865  
6PK1538

### 3 Touring (E91)

316 i	09/07-	N43B16A	90	1599	ALT	7PK1104
318 d	09/05-	M47N204D4	90	1995	PS ALT, WP, AC ONLY WITH VD1028	4PK830 ELAST 6PK1836 MS21 VD1028
	09/07-	N47D20A, N47D20C	105		ALT, AC, (ELECTR PS) ALT, AC, (-ELECTR PS)	6DPK1697 6DPK1817 VD1071
318 i	01/06-	N46B20B, N46B20	95	1995	ALT, WP, AC ALT, (Bosch), FOR ALT: 150A, OE-NO 1231 7 532 965, 1231 7 532 966, 1231 7 532 969, 1231 7 533 270 ALT, (Bosch), OE-NO 1231 7 533 268, 1231 7 532 964, FOR ALT: 110A	6PK1870 AP9005  AP9008
	09/07-	N43B20A	105		ALT, AC ALT, (Bosch), OE-NO 1231 7 533 268, 1231 7 532 964, FOR ALT: 110A	7PK1104 AP9008
320 d	09/05-	M47N204D5, N47D20A	120	1995	MTR-CODE: M47, PS MTR-CODE: N47, ALT, AC, (ELECTR PS) MTR-CODE: N47, ALT, AC, (-ELECTR PS) MTR-CODE: M47, ALT, WP, AC ONLY WITH VD1028	4PK830 ELAST 6DPK1697 6DPK1817 6PK1836 MS21 VD1028
		M47N204D4, M47D20TU	110		PS ALT, WP, AC ONLY WITH VD1028 MTR-CODE: M47N 204 D4 MTR-CODE: M47 D20 TU	4PK830 ELAST 6PK1836 MS21 VD1028 VD1105
	09/07-	N47D20A	130		ALT, AC, (ELECTR PS) ALT, AC, (-ELECTR PS)	6DPK1697 6DPK1817 VD1071
	01/10-	N47D20C	135		ALT, AC, (ELECTR PS) ALT, AC, (-ELECTR PS)	6DPK1697 6DPK1817 VD1071
320 d xDrive	01/10-	N47D20C	135	1995	ALT, AC, (ELECTR PS) ALT, AC, (-ELECTR PS)	6DPK1697 6DPK1817 VD1071
320 i	09/05-	N46B20A, N46B20C, N46B20	110	1995	ALT, AC ALT, (Bosch), FOR ALT: 150A, OE-NO 1231 7 532 965, 1231 7 532 966, 1231 7 532 969, 1231 7 533 270 ALT, (Bosch), OE-NO 1231 7 533 268, 1231 7 532 964, FOR ALT: 110A	6PK1870 AP9005  AP9008
	09/07-	N43B20A	125		ALT, AC, (-ACT ST) ALT, AC, (ACT ST)	7PK1104 7PK1915
320 xd	09/07-	N47D20A	130	1995	ALT, AC, (ELECTR PS) ALT, AC, (-ELECTR PS)	6DPK1697 6DPK1817
320d xDrive	09/08-	N47D20C	130	1995	ALT, AC, (ELECTR PS) ALT, AC, (-ELECTR PS)	6DPK1697 6DPK1817 VD1071
323 i	04/06-06/07	N52NB25A	130	2497	ALT ALT, (Valeo), FOR ALT: 180A, OE-NO 1231 7 525 376, 1231 7 521 178	6PK1990 AP9021
325 d	09/06-	M57306D3, M57D30TU2	145	2993	PS ALT, WP	4PK811 ELAST 6PK1836 VD1105
	04/10-	N57D30A, M57N2306D3	150		MTR-CODE: M57 N2, PS MTR-CODE: N57, ALT, (AC), (ELECTR PS) MTR-CODE: N57, ALT, (AC), (-ELECTR PS) MTR-CODE: M57 N2, ALT MTR-CODE: M57 N2	4PK811 ELAST 6DPK1697 6DPK1817  6PK1836 VD1105
325 i	09/05-	N52B25C, N52B25A, N52B25	160	2497	ALT, PS, AC ALT, (Bosch), FOR ALT: 150A, OE-NO 1231 7 550 967, 1231 7 551 254, 1231 7 543 083, 1231 7 542 529, FOR ALT: 180A, OE- NO 1231 7 551 256, 1231 7 555 926 ALT, (Valeo), FOR ALT: 180A, OE-NO 1231 7 525 376, 1231 7 521 178	6PK1990 AP9005  AP9021
	09/07-	N53B30A, N53B30		2996	ALT, PS, AC, (-ACT ST) ALT, PS, AC, (ACT ST) ALT, (Bosch), FOR ALT: 150A, OE-NO 1231 7 550 967, 1231 7 551 254, FOR ALT: 180A, OE-NO 1231 7 551 256, 1231 7 555 926	6PK1830 6PK1990 AP9005





## BMW

### 3 Touring (E91)

↩ 325 i xDrive

	09/08-	N53B30A	160	2996	ALT ALT, (Bosch), FOR ALT: 150A, OE-NO 1231 7 551 254, 1231 7 550 967, FOR ALT: 180A, OE-NO 1231 7 555 926, 1231 7 551 256	<b>6PK1990</b> <b>AP9005</b>
325 xi	09/05-	N52B25C	160	2497	ALT, PS, AC ALT, (Valeo), FOR ALT: 180A, OE-NO 1231 7 525 376, 1231 7 521 178	<b>6PK1990</b> <b>AP9021</b>
	09/07-	N53B30A		2996	ALT, PS, AC, (-ACT ST) ALT, PS, AC, (ACT ST) ALT, (Bosch), FOR ALT: 150A, OE-NO 1231 7 551 254, 1231 7 550 967, FOR ALT: 180A, OE-NO 1231 7 555 926, 1231 7 551 256	<b>6PK1830</b> <b>6PK1990</b> <b>AP9005</b>
330 d	09/05-	M57306D3	170	2993	PS ALT, WP, AC	<b>4PK811 ELAST</b> <b>6PK1836</b> <b>VD1105</b>
	01/09-	N57D30A, M57N2306D3	180		MTR-CODE: M57 N2, PS MTR-CODE: N57, ALT, (AC), (ELECTR PS) MTR-CODE: N57, ALT, (AC), (-ELECTR PS) MTR-CODE: M57 N2, ALT MTR-CODE: M57 N2	<b>4PK811 ELAST</b> <b>6DPK1697</b> <b>6DPK1817</b> <b>6PK1836</b> <b>VD1105</b>
330 i	09/05-	N52B30A, N52B30	190	2996	ALT, PS, AC ALT, (Bosch), FOR ALT: 150A, OE-NO 1231 7 550 967, 1231 7 551 254, 1231 7 543 083, 1231 7 542 529, FOR ALT: 180A, OE-NO 1231 7 551 256, 1231 7 555 926 ALT, (Valeo), FOR ALT: 180A, OE-NO 1231 7 525 376, 1231 7 521 178	<b>6PK1990</b> <b>AP9005</b> <b>AP9021</b>
	09/07-	N53B30	200		ALT ALT, (Bosch), FOR ALT: 150A, OE-NO 1231 7 550 967, 1231 7 551 254, FOR ALT: 180A, OE-NO 1231 7 551 256, 1231 7 555 926 ALT, (Valeo), FOR ALT: 180A, OE-NO 1231 7 525 376, 1231 7 521 178	<b>6PK1990</b> <b>AP9005</b> <b>AP9021</b>
330 i xDrive	09/08-	N53B30A	200	2996	ALT, (Bosch), FOR ALT: 150A, OE-NO 1231 7 551 254, 1231 7 550 967, FOR ALT: 180A, OE-NO 1231 7 555 926, 1231 7 551 256	<b>AP9005</b>
330 xd	09/05-	M57306D3, M57D30TU2	170	2993	PS ALT, WP, AC	<b>4PK811 ELAST</b> <b>6PK1836</b> <b>VD1105</b>
	01/09-	N57D30A, M57N2306D3	180		MTR-CODE: M57 N2, PS MTR-CODE: N57, ALT, (AC), (ELECTR PS) MTR-CODE: N57, ALT, (AC), (-ELECTR PS) MTR-CODE: M57 N2, ALT MTR-CODE: M57 N2	<b>4PK811 ELAST</b> <b>6DPK1697</b> <b>6DPK1817</b> <b>6PK1836</b> <b>VD1105</b>
330 xi	09/05-	N52B30A	190	2996	ALT, PS, AC ALT, (Bosch), FOR ALT: 150A, OE-NO 1231 7 551 254, 1231 7 550 967, FOR ALT: 180A, OE-NO 1231 7 555 926, 1231 7 551 256 ALT, (Valeo), FOR ALT: 180A, OE-NO 1231 7 525 376, 1231 7 521 178	<b>6PK1990</b> <b>AP9005</b> <b>AP9021</b>
	09/07-	N53B30A	200		ALT, PS, AC, (-ACT ST) ALT, PS, AC, (ACT ST) ALT, (Bosch), FOR ALT: 150A, OE-NO 1231 7 551 254, 1231 7 550 967, FOR ALT: 180A, OE-NO 1231 7 555 926, 1231 7 551 256	<b>6PK1830</b> <b>6PK1990</b> <b>AP9005</b>
335 d	09/06-	M57N306D5	210	2993	AC, OE-NO 6455 7793608 AC, OE-NO 6455 7792851 ALT	<b>4PK850 ELAST</b> <b>4PK860 ELAST</b> <b>6PK2065</b> <b>VD1105</b>
335 i	09/06-	N54B30A, N55B30A	225	2979	ALT	<b>7PK1855</b>
335 i xDrive	09/08-	N54B30A, N55B30A	225	2979	ALT	<b>7PK1855</b>
335 xi	09/07-	N54B30A, N55B30A	225	2979	ALT	<b>7PK1855</b>

### 5 (E12)

518

07/74-05/81

M10B18

66

1766

PS  
ALT, WP, FAN, ⇔08/1979, (AUTOM)  
PS, 08/1979⇔  
ALT, WP, FAN

**AVX10X825**  
**AVX10X850**  
**AVX10X865**  
**AVX10X875**





## BMW

5 (E12)

						AC, 01/1979⇒ ALT, WP, FAN, 01/1979⇒ AC	AVX10X950 AVX10X975 AVX13X825
520	08/72-08/77	M10B20	85	1990		PS ALT, WP, FAN, 01/1973⇒ ALT, WP, FAN AC	AVX10X825 AVX10X875 AVX10X950 AVX13X825
520 i	08/72-10/75	M10B20	96	1990		PS ALT, WP, FAN AC	AVX10X825 AVX10X875 AVX13X825
	10/75-05/77		92			PS ALT, WP, FAN AC	AVX10X825 AVX10X875 AVX13X825
520/6	09/77-05/81	M20B20	90	1990		PS ALT, WP, FAN AC	AVX10X825 AVX10X950 AVX13X825
					<b>CT574</b> <b>CT574K1</b>	CA, 09/1979⇒ CA	
525	08/73-10/76	M30B25	107	2494		PS ALT, WP, FAN AC	AVX10X900 AVX13X1055 AVX13X800
	08/76-05/81		110			PS ALT, WP, FAN AC	AVX10X900 AVX13X1055 AVX13X800
528	01/75-08/77	M30B28	121	2788		PS ALT, WP, FAN AC	AVX10X900 AVX13X1055 AVX13X800
			125			PS ALT, WP, FAN AC	AVX10X900 AVX13X1055 AVX13X800
528 i	04/77-05/81	M30B28	130	2788		PS ALT, WP, FAN AC	AVX10X900 AVX13X1055 AVX13X800
			135			PS ALT, WP, FAN AC	AVX10X900 AVX13X1055 AVX13X800
M 3.4	06/80-08/81	M30B35 (Motronic, 9.3:1)	160	3453		PS ALT AC	AVX10X900 AVX13X1055 AVX13X800

5 (E28)

518	06/81-08/84	M10B18	66	1766		PS, 10/1983⇒ PS, ⇒10/1983 ALT, WP, FAN PS, 11/1982⇒, ⇒01/1984 ALT, WP, FAN, 09/1982⇒, ⇒01/1984 ALT, WP, FAN, ⇒09/1982 AC	AVX10X813 AVX10X825 AVX10X875 AVX10X900 AVX10X950 AVX10X975 AVX13X800
518 i	09/83-12/87	M10B18	77	1766		PS ALT, WP, FAN AC	AVX10X813 AVX10X875 AVX13X800
520 i	06/81-12/87	M20B20	92	1990		PS ALT, WP, FAN, ⇒05/1983 ALT, WP, FAN, 05/1983⇒ AC, 06/1983⇒ AC, ⇒06/1983	AVX10X825 AVX10X950 AVX10X965 AVX13X800 AVX13X825
					<b>CT520</b> <b>CT520K1</b>	CA CA	
	08/85-12/87		95			PS ALT, WP, FAN AC	AVX10X825 AVX10X965 AVX13X800
					<b>CT520</b> <b>CT520K1</b>	CA CA	
	12/86-12/87		110			AC ALT, WP, FAN CA	5PK890 6PK1560
524 d	03/86-12/87	M21D24W	63	2443		PS ALT, WP, FAN AC AC	AVX10X865 AVX10X995 AVX13X800
					<b>CT530</b> <b>CT530K1</b>	CA CA	
524 td	09/83-12/87	M21D24WA, M21D24	85	2443		PS ALT, WP, FAN AC AC	AVX10X865 AVX10X995 AVX13X800
					<b>CT530</b> <b>CT530K1</b>	CA CA	
525 e	09/81-12/87	M20B27	90	2693		PS ALT, WP, FAN, ⇒09/1983 ALT, WP, FAN, 09/1983⇒	AVX10X825 AVX10X950 AVX10X965





# BMW

## 5 (E28)

						AC, 06/1983⇒ AC, ⇒06/1983 CA CA	AVX13X800 AVX13X825
	05/83-12/87		92			PS ALT, WP, FAN, ⇒09/1983 ALT, WP, FAN, 09/1983⇒ AC, 06/1983⇒ AC, ⇒06/1983 CA CA	AVX10X825 AVX10X950 AVX10X965 AVX13X800 AVX13X825
	12/84-12/87		95			PS ALT, WP, FAN AC CA CA	AVX10X825 AVX10X965 AVX13X800
525 i	06/81-12/87	M20B25E	110	2495		PS ALT, WP, FAN AC	AVX10X900 AVX13X1055 AVX13X800
528 i	06/81-12/87	M30B28	135	2788		PS ALT, WP, FAN AC	AVX10X900 AVX13X1055 AVX13X800
535 i, M 535 i	01/85-12/87	M30B35	136	3430		PS ALT, WP, FAN AC	AVX10X888 AVX13X1055 AVX13X800
		M30B35 (Mo tronic)	141			PS ALT, WP, FAN AC	AVX10X888 AVX13X1055 AVX13X800
		M30B35	160			PS ALT, WP, FAN AC	AVX10X888 AVX13X1055 AVX13X800
M 3.5	08/85-12/87	S38B35	211	3453		PS ALT, WP, FAN AC	AVX10X888 AVX13X1055 AVX13X800

## 5 (E34)

518 i	08/89-09/95	M43B18	85	1796		ALT PS AC	AVX10X1013 AVX10X800 AVX13X850
		M40B18	83			AC, 10/1991⇒ ALT PS AC, ⇒09/1991 CA CA, ⇒09/1991 CA, 10/1991⇒	4PK855 AVX10X1025 AVX10X800 AVX13X855
520 i	01/88-08/91	M20B20	95	1990		PS ALT, WP, FAN AC AC CA CA	AVX10X825 AVX10X983 AVX13X800 AVX13X825
520 i 24V	09/89-09/95	M50B (206S1), M50B (206S2) Vanos, M50B 20TU, M50B20	110	1991		AC, ⇒01/1992 AC, 01/1992⇒ ALT, 09/1990⇒, ⇒09/1991 ALT, 09/1991⇒, ⇒01/1994 ALT, ⇒09/1990, FOR ALT: 80A, FOR ALT: 90A ALT, ⇒09/1990, FOR ALT: 115A, FOR ALT: 140A	5PK890 5PK906 6PK1548 6PK1555 6PK1560 6PK1570
524 td	03/88-09/95	M21D24WA, M21D24	85	2443		PS ALT, WP, FAN AC CA CA	AVX10X865 AVX10X995 AVX13X825
525 i	01/88-08/91	M20B25	125	2494		PS ALT, WP, FAN AC AC CA CA	AVX10X825 AVX10X983 AVX13X800 AVX13X825
525 i 24V	09/89-09/95	M50B25, M52B25 (Vanos), M50B25TU	141	2494		AC, ⇒01/1992 AC, 01/1992⇒ ALT, 09/1991⇒ ALT, WP, PS, ⇒09/1991	5PK890 5PK906 6PK1555 6PK1560
525 iX 24V	10/91-09/95	M52B25 (Vanos)	141	2494		AC ALT, WP, PS	5PK890 6PK1555
525 td	04/93-09/95	M51D25	85	2497		AC ALT, WP	4PK780 5PK1815

**BMW**



## BMW

### 5 (E34)

						ALT, WP ONLY WITH VD1025	5PK1815D1 MS22 VD1025
525 tds	09/91-09/95	M51D25 (Inter.)	105	2503		AC ALT, WP ALT, WP ONLY WITH VD1025	4PK780 5PK1815 5PK1815D1 MS22 VD1025
530 i	01/88-08/91	M30B30	138	2986		PS ALT, WP, FAN AC AC, AUSTRALIA	AVX10X865 AVX13X1055 AVX13X835 AVX13X855
530 i V8	09/92-09/95	M60B30	160	2997		AC ALT	5PK975 7PK1605
535 i	01/88-09/95	M30B35	155	3430		PS ALT, WP, FAN AC, OE-NO 64551716960 AC, OE-NO 64521722371	AVX10X865 AVX13X1055 AVX13X835 AVX13X855
540 i V8	09/92-09/95	M60B40	210	3982		AC ALT	5PK975 7PK1605
M 3.6	10/88-05/92	S38B36	232	3535		PS ALT, WP, FAN AC	AVX10X865 AVX13X1055 AVX13X835
M 3.6 KAT	10/88-05/92	S38B36	232	3535		PS ALT, WP, FAN, ⇨ 11/1989 AIRP AC ALT, WP, FAN, 12/1989⇨	AVX10X825 AVX13X1055 AVX13X765 AVX13X975 AVX13X990
M 3.8	03/92-09/95	S38B38	250	3795		PS ALT AC	AVX10X825 AVX13X1000 AVX13X975

### 5 (E39)

520 d	02/00-06/03	M47D20, M47204D1	100	1951		ALT, WP ALT, WP, AC AC ONLY WITH VD1030	5PK2030 5PK2030D1 5PK836 MS11 VD1030
520 i	04/99-06/03	M52B (206S3) Vanos	100	1991		AC ALT	5PK865 6PK1538
	09/00-06/03	M54B22	125	2171		AC, 09/2002⇨ AC, ⇨08/2002 ALT	4PK863 5PK865 6PK1538
	01/96-09/00	M52B (206S3) Vanos, M52B (206S4), M52B20	110	1991		AC, 04/1998⇨ AC, ⇨03/1998 ALT, WP, 10/1998⇨ ALT, WP, FAN, PS, ⇨09/1998	5PK865 5PK906 6PK1538 6PK1555
523 i	11/95-09/00	M52B25 (Vanos), M52B25TU	125	2494		AC, 03/1998⇨ AC, ⇨02/1998 ALT, 09/1998⇨ ALT, ⇨08/1998	5PK865 5PK906 6PK1538 6PK1555
525 d	02/00-06/03	M57256D1, M57D25	120	2497		ALT, WP, ⇨03/2003 ⇨03/2003, ALT, WP, AC AC, ⇨03/2003 ONLY WITH VD1027	5PK2060 5PK2060D1 5PK813 MS24 VD1027
525 i	09/00-06/03	M54256S5, M54B25	141	2494		AC, 09/2002⇨ AC, ⇨08/2002 ALT	4PK863 5PK865 6PK1538
525 td	01/97-06/03	M51D25	85	2497		AC ALT, WP, FOR ALT: 95A ALT, FOR ALT: 95A, WP ALT, WP, FOR ALT: 140A ONLY WITH VD1025	4PK780 5PK1815 5PK1815D1 5PK1850 MS22 VD1025
525 tds	01/96-06/03	M51D25 (Inter.)	105	2503		AC ALT, WP, FOR ALT: 95A (MANL), ALT, FOR ALT: 95A, WP ALT, WP, FOR ALT: 140A ONLY WITH VD1025	4PK780 5PK1815 5PK1815D1 5PK1850 MS22 VD1025
528 i	11/95-09/00	M52B28, M52B 28TU	142	2793		AC, 03/1998⇨ AC, ⇨02/1998 ALT, 09/1998⇨ ALT, ⇨08/1998	5PK865 5PK906 6PK1538 6PK1555
530 d	08/98-09/00	M57D30	135	2926		ALT, PS ALT, WP, AC AC ONLY WITH VD1027	5PK2060 5PK2060D1 5PK813 MS24






<b>BMW</b>						
<b>5 (E39)</b>						
	09/00-06/03		142			ALT, WP, ⇒03/2003 ⇒03/2003, ALT, WP, AC AC, ⇒03/2003 ONLY WITH VD1027 <b>VD1027</b> <b>5PK2060</b> <b>5PK2060D1</b> <b>5PK813</b> <b>MS24</b> <b>VD1027</b>
530 i	09/00-06/03	M54306S3, M54B30	170	2979		AC, 09/2002⇒ AC, ⇒08/2002 ALT <b>4PK863</b> <b>5PK865</b> <b>6PK1538</b>
535 i	04/99-06/03	M62B (358S2), M62B35TU	180	3498		AC ALT <b>5PK1005</b> <b>7PK1635</b>
	04/96-03/99	M62B (358S1), M62B35	173			AC ALT, ⇒08/1998 ALT, 09/1998⇒ <b>5PK1005</b> <b>7PK1629</b> <b>7PK1635</b>
540 i	04/96-06/03	M62B44, M62448S2, M62B44TU	210	4398		AC ALT, ⇒09/1998 ALT, 10/1998⇒ <b>5PK1005</b> <b>7PK1629</b> <b>7PK1635</b>
M 4.9	10/98-06/03	S38B49, S62B50	294	4941		AC ALT, WP <b>5PK980</b> <b>7PK1629</b>
<b>5 (E60)</b>						
520 d	07/05-03/10	N47D20A, N47D20C, M47D20 (204D4)	120	1995		MTR-CODE: M47, AC MTR-CODE: N47, ALT MTR-CODE: M47, ALT ONLY WITH VD1028 (E60) (E60 Facelift), MTR-CODE: M47N (E60 Facelift), MTR-CODE: N47 <b>4PK860 ELAST</b> <b>6DPK1817</b> <b>6PK2080</b> <b>MS21</b> <b>VD1028</b> <b>VD1028</b> <b>VD1071</b>
	09/05-03/10	M47D20 (204D4)	110			AC ALT ONLY WITH VD1028 <b>4PK860 ELAST</b> <b>6PK2080</b> <b>MS21</b> <b>VD1028</b>
	09/07-03/10	N47D20A, N47D20C, M47D20 (204D4)	130			AC, MTR-CODE: M47 ALT, MTR-CODE: N47 ALT, MTR-CODE: M47 ONLY WITH VD1028 (E60) (E60 Facelift), MTR-CODE: M47N (E60 Facelift), MTR-CODE: N47 <b>4PK860 ELAST</b> <b>6DPK1817</b> <b>6PK2080</b> <b>MS21</b> <b>VD1028</b> <b>VD1028</b> <b>VD1071</b>
520 i	07/03-03/10	M54B22, M54226S1	125	2171		AC ALT <b>4PK845</b> <b>6PK1538</b>
	09/07-03/10	N43B20A		1995		AC ALT ALT, (Bosch), OE-NO 1231 7 533 268, 1231 7 532 964, FOR ALT: 110A, MTR-CODE: N46B20B <b>4PK845</b> <b>6PK1538</b> <b>AP9008</b>
523 i	07/05-03/10	N52B25A, N52B25	130	2497		ALT, PS, AC ALT, (Bosch), FOR ALT: 150A, OE-NO 1231 7 550 967, 1231 7 551 254, 1231 7 543 083, 1231 7 542 529, FOR ALT: 180A, OE- NO 1231 7 551 256, 1231 7 555 926 ALT, (Valeo), FOR ALT: 180A, OE-NO 1231 7 525 376, 1231 7 521 178 <b>6PK1990</b> <b>AP9005</b> <b>AP9021</b>
	01/07-03/10	N52B25A	140			ALT ALT, (Bosch), FOR ALT: 150A, OE-NO 1231 7 550 967, 1231 7 551 254, 1231 7 543 083, 1231 7 542 529, FOR ALT: 180A, OE- NO 1231 7 551 256, 1231 7 555 926 ALT, (Valeo), FOR ALT: 180A, OE-NO 1231 7 525 376, 1231 7 521 178 <b>6PK1990</b> <b>AP9005</b> <b>AP9021</b>
525 d	06/04-03/10	M57N256D4, M57D25TU	130	2497		AC, OE-NO 6455 7793608 AC, ⇒09/2004, OE-NO 1128 7512762 AC, 09/2004⇒, OE-NO 6455 7809801 ALT, (-LC) ALT, (LC) <b>4PK850 ELAST</b> <b>4PK863</b> <b>4PK867 ELAST</b> <b>6PK2080</b> <b>6PK2160</b> <b>VD1105</b>
	12/04-03/10	M57256D1	120			AC, OE-NO 6455 7793608 AC, 09/2004⇒, OE-NO 6455 7809801 ALT, (-LC) ALT, (LC) <b>4PK850 ELAST</b> <b>4PK867 ELAST</b> <b>6PK2080</b> <b>6PK2160</b> <b>VD1105</b>
	01/07-03/10	M57306D3	145	2993		AC, OE-NO 6455 7793608 AC, 09/2004⇒, OE-NO 6455 7809801 ALT, (-LC) ALT, (LC) <b>4PK850 ELAST</b> <b>4PK867 ELAST</b> <b>6PK2080</b> <b>6PK2160</b> <b>VD1105</b>
525 d xDrive	09/08-03/10	N57306D3	145	2993		AC ALT <b>4PK867 ELAST</b> <b>6PK2080</b> <b>VD1105</b>



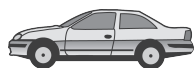


## BMW

**5 (E60)**
 525 i

	09/03-03/10	M54256S5, M54B25	141	2494	AC ALT, (-LC) ALT, (LC)	<b>4PK845</b> <b>6PK1538</b> <b>6PK1560</b>
	07/05-03/10	N52B25A, N52B25	160	2497	ALT, PS, AC ALT, (Bosch), FOR ALT: 150A, OE-NO 1231 7 550 967, 1231 7 551 254, 1231 7 543 083, 1231 7 542 529, FOR ALT: 180A, OE- NO 1231 7 551 256, 1231 7 555 926 ALT, (Valeo), FOR ALT: 180A, OE-NO 1231 7 525 376, 1231 7 521 178	<b>6PK1990</b> <b>AP9005</b> <b>AP9021</b>
	01/07-03/10	N53B30A, N53B30		2996	ALT ALT, (Bosch), FOR ALT: 150A, OE-NO 1231 7 550 967, 1231 7 551 254, FOR ALT: 180A, OE-NO 1231 7 551 256, 1231 7 555 926	<b>6PK1990</b> <b>AP9005</b>
525 i xDrive	09/08-03/10	N53B30A	160	2996	ALT ALT, (Bosch), FOR ALT: 150A, OE-NO 1231 7 551 254, 1231 7 550 967, FOR ALT: 180A, OE-NO 1231 7 555 926, 1231 7 551 256	<b>6PK1990</b> <b>AP9005</b>
525 xd	01/07-03/10	M57306D3	145	2993	AC, OE-NO 6455 7793608 AC, 09/2004⇒, OE-NO 6455 7809801 ALT, (-LC) ALT, (LC)	<b>4PK850 ELAST</b> <b>4PK867 ELAST</b> <b>6PK2080</b> <b>6PK2160</b> <b>VD1105</b>
525 xi	07/05-03/10	N52B25A	160	2497	ALT ALT, (Bosch), FOR ALT: 150A, OE-NO 1231 7 550 967, 1231 7 551 254, 1231 7 543 083, 1231 7 542 529, FOR ALT: 180A, OE- NO 1231 7 551 256, 1231 7 555 926 ALT, (Valeo), FOR ALT: 180A, OE-NO 1231 7 525 376, 1231 7 521 178	<b>6PK1990</b> <b>AP9005</b> <b>AP9021</b>
	01/07-03/10	N53B30A		2996	ALT ALT, (Bosch), FOR ALT: 150A, OE-NO 1231 7 551 254, 1231 7 550 967, FOR ALT: 180A, OE-NO 1231 7 555 926, 1231 7 551 256	<b>6PK1990</b> <b>AP9005</b>
530 d	07/03-03/10	N57306D2	160	2993	AC, OE-NO 6455 7793608 AC, OE-NO 6455 7809801 ALT, (-LC) ALT, (LC)	<b>4PK850 ELAST</b> <b>4PK867 ELAST</b> <b>6PK2080</b> <b>6PK2160</b> <b>VD1105</b>
		M57306D3	170		AC, OE-NO 6455 7793608 AC, OE-NO 6455 7809801 ALT, (-LC) ALT, (LC)	<b>4PK850 ELAST</b> <b>4PK867 ELAST</b> <b>6PK2080</b> <b>6PK2160</b> <b>VD1105</b>
	01/07-03/10		173		AC, OE-NO 6455 7793608 AC, OE-NO 6455 7809801 ALT, (-LC) ALT, (LC)	<b>4PK850 ELAST</b> <b>4PK867 ELAST</b> <b>6PK2080</b> <b>6PK2160</b> <b>VD1105</b>
530 d xDrive	09/08-03/10	M57N2306D3	173	2993	AC ALT	<b>4PK867 ELAST</b> <b>6PK2080</b> <b>VD1105</b>
530 i	07/03-03/10	M54306S3, M54B30	170	2979	AC ALT	<b>4PK845</b> <b>6PK1538</b>
	07/05-03/10	N52B30A, N52B30	190	2996	ALT, PS, AC ALT, (Bosch), FOR ALT: 150A, OE-NO 1231 7 550 967, 1231 7 551 254, 1231 7 543 083, 1231 7 542 529, FOR ALT: 180A, OE- NO 1231 7 551 256, 1231 7 555 926 ALT, (Valeo), FOR ALT: 180A, OE-NO 1231 7 525 376, 1231 7 521 178	<b>6PK1990</b> <b>AP9005</b> <b>AP9021</b>
	01/07-03/10	N53B30A, N53B30	200		ALT ALT, (Bosch), FOR ALT: 150A, OE-NO 1231 7 550 967, 1231 7 551 254, FOR ALT: 180A, OE-NO 1231 7 551 256, 1231 7 555 926 ALT, (Valeo), FOR ALT: 180A, OE-NO 1231 7 525 376, 1231 7 521 178	<b>6PK1990</b> <b>AP9005</b> <b>AP9021</b>
	03/05-03/10	N52B30A	187		ALT, (Bosch), FOR ALT: 150A, OE-NO 1231 7 551 254, 1231 7 550 967, FOR ALT: 180A, OE-NO 1231 7 555 926, 1231 7 551 256 ALT, (Valeo), FOR ALT: 180A, OE-NO 1231 7 525 376, 1231 7 521 178	<b>AP9005</b> <b>AP9021</b>
530 i xDrive	09/08-03/10	N53B30A	200	2996	ALT, (Bosch), FOR ALT: 150A, OE-NO 1231	<b>AP9005</b>





## BMW

### 5 (E60)

						7 551 254, 1231 7 550 967, FOR ALT: 180A, OE-NO 1231 7 555 926, 1231 7 551 256	
530 xd	07/05-03/10	M57306D3	170	2993		AC, OE-NO 6455 7793608 AC, OE-NO 6455 7809801 ALT	4PK850 ELAST 4PK867 ELAST 6PK2080 VD1105
	01/07-03/10		173			AC, OE-NO 6455 7793608 AC, OE-NO 6455 7809801 ALT	4PK850 ELAST 4PK867 ELAST 6PK2080 VD1105
530 xi	07/05-03/10	N52B30A	190	2996		ALT, PS, AC ALT, (Bosch), FOR ALT: 150A, OE-NO 1231 7 551 254, 1231 7 550 967, FOR ALT: 180A, OE-NO 1231 7 555 926, 1231 7 551 256	6PK1990 AP9005
	01/07-03/10	N53B30A	200			ALT, (Valeo), FOR ALT: 180A, OE-NO 1231 7 525 376, 1231 7 521 178	AP9021
						ALT ALT, (Bosch), FOR ALT: 150A, OE-NO 1231 7 551 254, 1231 7 550 967, FOR ALT: 180A, OE-NO 1231 7 555 926, 1231 7 551 256	6PK1990 AP9005
						ALT, (Valeo), FOR ALT: 180A, OE-NO 1231 7 525 376, 1231 7 521 178	AP9021
535 d	09/04-03/10	M57306D4	200	2993		AC, OE-NO 6455 7793608 AC, OE-NO 6455 7792851 ALT, (-LC) ALT, (LC)	4PK850 ELAST 4PK860 ELAST 6PK2080 6PK2160 VD1105
	01/07-03/10	M57N306D5	210			AC, OE-NO 6455 7793608 AC, OE-NO 6455 7792851 ALT, (-LC) ALT, (LC)	4PK850 ELAST 4PK860 ELAST 6PK2080 6PK2160 VD1105
540 i	07/05-03/10	N62B40A	225	4000		AC ALT, WP	4PK844 ELAST 6PK1548
545 i	09/03-03/10	N62B44	245	4398		AC ALT	4PK844 ELAST 6PK1548
550 i	07/05-03/10	N62B48B	270	4799		AC ALT, WP	4PK844 ELAST 6PK1548
M	09/04-03/10	S85B50A	373	4999		AC ALT	6PK1084 6PK1432

### 5 (F10)

520 d	03/10-	N47D20C	135	1995		ALT	6PK1698
520 i	09/11-	N20B20A	135	1997		ALT	6PK1005
			120			ALT	6PK1005
523 i	03/10-	N53B30A	150	2996		ALT	8PK1786
525 d	03/10-	N57D30A	150	2993		ALT ALT, (DYNAMIC DRIVE)	7DPK1697 7DPK1884
528 i	09/11-	N20B20A	180	1997		ALT	6PK1005
	03/10-	N53B30A	190	2996		ALT	8PK1786
528 i xDrive	09/11-	N20B20A	180	1997		ALT	6PK1005
530 d	03/10-	N57D30A	180	2993		ALT ALT, (DYNAMIC DRIVE)	7DPK1697 7DPK1884
530 i	09/11-	N53B30A	200	2996		ALT	8PK1786
535 d	09/10-	N57SD30B	220	2993		ALT ALT, (DYNAMIC DRIVE)	7DPK1697 7DPK1884
535 i	03/10-	N55B30A	225	2979		ALT ALT, (DYNAMIC DRIVE)	8PK1390 8PK1478
535 i xDrive	03/10-	N55B30A	225	2979		ALT ALT, (DYNAMIC DRIVE)	8PK1390 8PK1478

### 5 GRAN TURISMO (F07)

535 i	10/09-	N55B30A	225	2979		ALT	8PK1478
535 i xDrive	09/10-	N55B30A	225	2979		ALT	8PK1478

### 5 Touring (E34)

518 g	11/95-06/96	M43B18	85	1796		AC ALT	4PK890 6PK1660
518 i	09/94-01/97	M43B18	85	1796		AC ALT	4PK890 6PK1660
	03/93-09/94	M40B18	83			AC ALT PS CA CA	4PK855 AVX10X1025 AVX10X800
					CT589 CT589K2		
520 i	11/91-01/97	M50B (206S1), M50B (206S2) Vanos, M50B	110	1991		AC, ⇒01/1992 AC, 01/1992⇒ ALT, WP, PS	5PK890 5PK906 6PK1555





## BMW

### 5 Touring (E34)

↔ 525 i	11/91-01/97	M50B25, M50B25TU	141	2494		AC, ⇒01/1992 AC, 01/1992⇒ ALT, WP, PS	5PK890 5PK906 6PK1555
525 ix	02/92-01/97	M50B25, M52B25 (Vanos)	141	2494		AC ALT	5PK890 6PK1555
525 td	03/93-01/97	M51D25	85	2497		AC ALT, PS ALT, WP ONLY WITH VD1025	4PK780 5PK1815 5PK1815D1 MS22 VD1025
525 tds	12/91-01/97	M51D25 (Inter.)	105	2503		AC ALT, WP, PS ALT, WP ONLY WITH VD1025	4PK780 5PK1815 5PK1815D1 MS22 VD1025
530 i V8	09/92-01/97	M60B30	160	2997		AC ALT	5PK975 7PK1605
540 i	09/93-01/97	M60B40	210	3982		AC ALT	5PK975 7PK1605
M 3.8	09/94-01/97	S38B38	250	3795		PS ALT AC	AVX10X825 AVX13X1000 AVX13X975

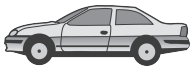
### 5 Touring (E39)

520 d	02/00-09/03	M47D20, M47204D1	100	1951		ALT, WP ALT, WP, AC AC ONLY WITH VD1030	5PK2030 5PK2030D1 5PK836 MS11 VD1030
520 i	04/99-05/04	M52B (206S3) Vanos	100	1991		AC, 09/2002⇒ AC, ⇒08/2002 ALT	4PK863 5PK865 6PK1538
	09/00-05/04	M54B22	125	2171		AC, 09/2002⇒ AC, ⇒08/2002 ALT	4PK863 5PK865 6PK1538
	01/97-09/00	M52B (206S3) Vanos, M52B (206S4), M52B20	110	1991		AC, 04/1998⇒ AC, ⇒03/1998 ALT, WP, 10/1998⇒ ALT, WP, FAN, PS, ⇒09/1998	5PK865 5PK906 6PK1538 6PK1555
523 i	01/97-09/00	M52B25 (Vanos), M52B25TU	125	2494		AC, 03/1998⇒ AC, ⇒02/1998 ALT, 10/1998⇒ ALT, ⇒09/1998	5PK865 5PK906 6PK1538 6PK1555
525 d	02/00-05/04	M57256D1, M57D25	120	2497		ALT, WP, ⇒03/2003 ⇒03/2003, ALT, WP, AC AC, ⇒03/2003 ONLY WITH VD1027	5PK2060 5PK2060D1 5PK813 MS24 VD1027
525 i	09/00-05/04	M54256S5, M54B25	141	2494		AC, 09/2002⇒ AC, ⇒08/2002 ALT	4PK863 5PK865 6PK1538
525 tds	03/97-05/04	M51D25 (Inter.)	105	2503		AC ALT, WP, FOR ALT: 95A (MANL), ALT, FOR ALT: 95A, WP ALT, WP, FOR ALT: 140A ONLY WITH VD1025	4PK780 5PK1815 5PK1815D1 5PK1850 MS22 VD1025
528 i	01/97-09/00	M52B28, M52B 28TU	142	2793		AC, 03/1998⇒ AC, ⇒02/1998 ALT, 10/1998⇒ ALT, ⇒09/1998	5PK865 5PK906 6PK1538 6PK1555
530 d	08/98-09/00	M57D30	135	2926		ALT, PS ALT, WP, AC AC ONLY WITH VD1027	5PK2060 5PK2060D1 5PK813 MS24 VD1027
	09/00-05/04		142			ALT, WP, ⇒03/2003 ⇒03/2003, ALT, WP, AC AC, ⇒03/2003 ONLY WITH VD1027	5PK2060 5PK2060D1 5PK813 MS24 VD1027
530 i	09/00-05/04	M54306S3, M54B30	170	2979		AC, 09/2002⇒ AC, ⇒08/2002 ALT	4PK863 5PK865 6PK1538
540 i	01/97-05/04	M62B44, M62448S2, M62B44TU	210	4398		AC ALT, ⇒09/1998 ALT, 10/1998⇒	5PK1005 7PK1629 7PK1635

### 5 Touring (E61)

520 d	07/05-	N47D20A,	120	1995		AC, MTR-CODE: M47	4PK860 ELAST
-------	--------	----------	-----	------	--	-------------------	--------------





## BMW

### 5 Touring (E61)

		N47D20C, M47D20 (204D4)				ALT, (AC), MTR-CODE: N47, ALT, MTR-CODE: N47 ALT, MTR-CODE: M47 ONLY WITH VD1028 (E61) (E61 Facelift), MTR-CODE: M47N (E61 Facelift), MTR-CODE: N47	6DPK1817 6PK2080 MS21 VD1028 VD1028 VD1071
	09/05-		110			AC ALT ONLY WITH VD1028	4PK860 ELAST 6PK2080 MS21 VD1028
	09/07-	N47D20A, N47D20C	130			ALT, (AC) ONLY WITH VD1028 (E61) (E61 Facelift), MTR-CODE: M47N (E61 Facelift), MTR-CODE: N47	6DPK1817 MS21 VD1028 VD1028 VD1071
520 i	09/07-	N43B20A	125	1995		ALT, AC	7PK1915
523 i	07/05-	N52B25A, N52B25	130	2497		ALT, PS, AC ALT, (Bosch), FOR ALT: 150A, OE-NO 1231 7 550 967, 1231 7 551 254, 1231 7 543 083, 1231 7 542 529, FOR ALT: 180A, OE- NO 1231 7 551 256, 1231 7 555 926 ALT, (Valeo), FOR ALT: 180A, OE-NO 1231 7 525 376, 1231 7 521 178	6PK1990 AP9005 AP9021
	01/07-	N52B25A	140			ALT ALT, (Bosch), FOR ALT: 150A, OE-NO 1231 7 550 967, 1231 7 551 254, 1231 7 543 083, 1231 7 542 529, FOR ALT: 180A, OE- NO 1231 7 551 256, 1231 7 555 926 ALT, (Valeo), FOR ALT: 180A, OE-NO 1231 7 525 376, 1231 7 521 178	6PK1990 AP9005 AP9021
525 d	06/04-	M57N256D4, M57D25TU	130	2497		AC, OE-NO 6455 7793608 AC, ⇨09/2004, OE-NO 1128 7512762 AC, 10/2004⇨, OE-NO 6455 7809801 ALT, (-LC) ALT, (LC)	4PK850 ELAST 4PK863 4PK867 ELAST 6PK2080 6PK2160 VD1105
	12/04-	M57N256D4	120			AC, OE-NO 6455 7793608 AC, OE-NO 6455 7809801 ALT, (-LC) ALT, (LC)	4PK850 ELAST 4PK867 ELAST 6PK2080 6PK2160 VD1105
	01/07-	M57306D3	145	2993		AC, OE-NO 6455 7793608 AC, ⇨09/2004⇨, OE-NO 6455 7809801 ALT, (-LC) ALT, (LC)	4PK850 ELAST 4PK867 ELAST 6PK2080 6PK2160 VD1105
525 d xDrive	09/08-	N57306D3	145	2993		AC ALT	4PK867 ELAST 6PK2080 VD1105
525 i	06/04-	M54256S5, M54B25	141	2494		AC ALT, (-LC) ALT, (LC)	4PK845 6PK1538 6PK1560
	07/05-	N52B25A, N52B25	160	2497		ALT, PS, AC ALT, (Bosch), FOR ALT: 150A, OE-NO 1231 7 550 967, 1231 7 551 254, 1231 7 543 083, 1231 7 542 529, FOR ALT: 180A, OE- NO 1231 7 551 256, 1231 7 555 926 ALT, (Valeo), FOR ALT: 180A, OE-NO 1231 7 525 376, 1231 7 521 178	6PK1990 AP9005 AP9021
	01/07-	N53B30A, N53B30		2996		ALT ALT, (Bosch), FOR ALT: 150A, OE-NO 1231 7 550 967, 1231 7 551 254, FOR ALT: 180A, OE-NO 1231 7 551 256, 1231 7 555 926	6PK1990 AP9005
525 i xDrive	09/08-	N53B30A	160	2996		ALT, (Bosch), FOR ALT: 150A, OE-NO 1231 7 551 254, 1231 7 550 967, FOR ALT: 180A, OE-NO 1231 7 555 926, 1231 7 551 256	AP9005
525 xd	01/07-	M57306D3	145	2993		AC, OE-NO 6455 7793608 AC, ⇨09/2004⇨, OE-NO 6455 7809801 ALT, (-LC) ALT, (LC)	4PK850 ELAST 4PK867 ELAST 6PK2080 6PK2160 VD1105
525 xi	07/05-	N52B25A	160	2497		ALT, PS, AC ALT, (Bosch), FOR ALT: 150A, OE-NO 1231 7 550 967, 1231 7 551 254, 1231 7 543 083, 1231 7 542 529, FOR ALT: 180A, OE-	6PK1990 AP9005



## BMW

### 5 Touring (E61)



					NO 1231 7 551 256, 1231 7 555 926 ALT, (Valeo), FOR ALT: 180A, OE-NO 1231 7 525 376, 1231 7 521 178	<b>AP9021</b>
	01/07-	N53B30A		2996	ALT ALT, (Bosch), FOR ALT: 150A, OE-NO 1231 7 551 254, 1231 7 550 967, FOR ALT: 180A, OE-NO 1231 7 555 926, 1231 7 551 256	<b>6PK1990</b> <b>AP9005</b>
530 d	06/04-	N57306D2	160	2993	AC, OE-NO 6455 7793608 AC, OE-NO 6455 7809801 ALT, (-LC) ALT, (LC)	<b>4PK850 ELAST</b> <b>4PK867 ELAST</b> <b>6PK2080</b> <b>6PK2160</b> <b>VD1105</b>
	07/05-	M57306D3	170		AC, OE-NO 6455 7793608 AC, OE-NO 6455 7809801 ALT, (-LC) ALT, (LC)	<b>4PK850 ELAST</b> <b>4PK867 ELAST</b> <b>6PK2080</b> <b>6PK2160</b> <b>VD1105</b>
	01/07-		173		AC, OE-NO 6455 7793608 AC, OE-NO 6455 7809801 ALT, (-LC) ALT, (LC)	<b>4PK850 ELAST</b> <b>4PK867 ELAST</b> <b>6PK2080</b> <b>6PK2160</b> <b>VD1105</b>
530 d xDrive	09/08-	M57N2306D3	173	2993	AC ALT	<b>4PK867 ELAST</b> <b>6PK2080</b> <b>VD1105</b>
530 i	06/04-	M54306S3, M54B30	170	2979	AC ALT, (-LC) ALT, (LC)	<b>4PK845</b> <b>6PK1538</b> <b>6PK1560</b> <b>6PK1990</b>
	07/05-	N52B30A, N52B30	190	2996	ALT, PS, AC ALT, (Bosch), FOR ALT: 150A, OE-NO 1231 7 550 967, 1231 7 551 254, 1231 7 543 083, 1231 7 542 529, FOR ALT: 180A, OE-NO 1231 7 551 256, 1231 7 555 926 ALT, (Valeo), FOR ALT: 180A, OE-NO 1231 7 525 376, 1231 7521 178	<b>AP9005</b> <b>AP9021</b>
	01/07-	N53B30A, N53B30	200		ALT ALT, (Bosch), FOR ALT: 150A, OE-NO 1231 7 550 967, 1231 7 551 254, FOR ALT: 180A, OE-NO 1231 7 551 256, 1231 7 555 926 ALT, (Valeo), FOR ALT: 180A, OE-NO 1231 7 525 376, 1231 7 521 178	<b>6PK1990</b> <b>AP9005</b> <b>AP9021</b>
530 i xDrive	09/08-	N53B30A	200	2996	ALT, (Bosch), FOR ALT: 150A, OE-NO 1231 7 551 254, 1231 7 550 967, FOR ALT: 180A, OE-NO 1231 7 555 926, 1231 7 551 256	<b>AP9005</b>
530 xd	07/05-	M57306D3	170	2993	AC, OE-NO 6455 7793608 AC, OE-NO 6455 7809801 ALT	<b>4PK850 ELAST</b> <b>4PK867 ELAST</b> <b>6PK2080</b> <b>VD1105</b>
	01/07-		173		AC, OE-NO 6455 7793608 AC, OE-NO 6455 7809801 ALT	<b>4PK850 ELAST</b> <b>4PK867 ELAST</b> <b>6PK2080</b> <b>VD1105</b>
530 xi	07/05-	N52B30A	190	2996	ALT ALT, (Bosch), FOR ALT: 150A, OE-NO 1231 7 551 254, 1231 7 550 967, FOR ALT: 180A, OE-NO 1231 7 555 926, 1231 7 551 256 ALT, (Valeo), FOR ALT: 180A, OE-NO 1231 7 525 376, 1231 7 521 178	<b>6PK1990</b> <b>AP9005</b> <b>AP9021</b>
	01/07-	N53B30A	200		ALT ALT, (Bosch), FOR ALT: 150A, OE-NO 1231 7 551 254, 1231 7 550 967, FOR ALT: 180A, OE-NO 1231 7 555 926, 1231 7 551 256	<b>6PK1990</b> <b>AP9005</b>
535 d	09/04-	M57306D4	200	2993	AC, OE-NO 6455 7793608 AC, OE-NO 6455 7792851 ALT, (-LC) ALT, (LC)	<b>4PK850 ELAST</b> <b>4PK860 ELAST</b> <b>6PK2080</b> <b>6PK2160</b> <b>VD1105</b>
	01/07-	M57N306D5	210		AC, OE-NO 6455 7793608 AC, OE-NO 6455 7792851 ALT, (-LC) ALT, (LC)	<b>4PK850 ELAST</b> <b>4PK860 ELAST</b> <b>6PK2080</b> <b>6PK2160</b> <b>VD1105</b>
545 i	06/04-	N62B44	245	4398	AC	<b>4PK844 ELAST</b>





<b>BMW</b>							
<b>5 Touring (E61)</b>							
↩						ALT	6PK1548
550 i	07/05-	N62B48A, N62B48B	270	4799		AC ALT, WP	4PK844 ELAST 6PK1548
M	02/07-	S85B50A	373	4999		AC ALT	6PK1084 6PK1432
<b>5 Touring (F11)</b>							
520 d	09/10-	N47D20C	135	1995		ALT	6PK1698
520 i	09/11-	N20B20A	135	1997		ALT	6PK1005
523 i	09/10-	N53B30A	150	2996		ALT	8PK1786
525 d	09/10-	N57D30A	150	2993		ALT	7DPK1697
528 i	09/11-	N20B20A	180	1997		ALT	6PK1005
	09/10-	N53B30A	190	2996		ALT	8PK1786
528 i xDrive	09/11-	N20B20A	180	1997		ALT	6PK1005
530 d	09/10-	N57D30A	180	2993		ALT ALT, (DYNAMIC DRIVE)	7DPK1697 7DPK1884
535 d	09/10-	N57SD30B	220	2993		ALT ALT, (DYNAMIC DRIVE)	7DPK1697 7DPK1884
535 i	09/10-	N55B30A	225	2979		ALT ALT, (DYNAMIC DRIVE)	8PK1390 8PK1478
535 i xDrive	09/11-	N55B30A	225	2979		ALT ALT, (DYNAMIC DRIVE)	8PK1390 8PK1478
<b>501</b>							
2.1	07/52-01/59		53	2077		DYN, WP, FAN	AVX10X1125
<b>503 Cabriolet</b>							
3.2	01/57-05/61		103	3168		ALT FAN	AVX10X750 AVX10X950
<b>6 (E24)</b>							
628 CSi	09/79-08/87	M30B28	135	2788		PS, 09/1984⇒, ⇒08/1987 PS, 01/1983⇒, ⇒09/1984 ALT, WP, FAN AC	AVX10X888 AVX10X900 AVX13X1055 AVX13X800
630 CS	04/76-08/79	M30B30	136	2986		PS ALT, WP, FAN AC	AVX10X900 AVX13X1055 AVX13X800
			135			PS ALT, WP, FAN AC	AVX10X900 AVX13X1055 AVX13X800
633 CSi	04/76-09/78		147	3205		PS ALT, WP, FAN AC	AVX10X900 AVX13X1055 AVX13X800
	09/78-08/84	M30B32	145	3210		PS ALT, WP, FAN AC	AVX10X900 AVX13X1055 AVX13X800
635 CSi	06/78-08/88	M30B35 (Motronic,9.3:1), M30B35 (L-Jetronic,10:1), M30B35 (Motronic,10:1)	160	3453		PS, 05/1985⇒ PS, ⇒05/1985 ALT, WP, FAN AC	AVX10X888 AVX10X900 AVX13X1055 AVX13X800
	08/87-05/89	M30B35	155	3430		PS ALT, WP, FAN AC	AVX10X888 AVX13X1055 AVX13X800
	01/85-05/89	M30B35 (Motronic,8:1,Kat.)	136			PS, 05/1985⇒ PS, ⇒05/1985 ALT, WP, FAN AC	AVX10X888 AVX10X900 AVX13X1055 AVX13X800
	04/85-09/90	M30B35	141			PS, 05/1985⇒ PS, ⇒05/1985 ALT, WP, FAN AC	AVX10X888 AVX10X900 AVX13X1055 AVX13X800
M 635 CSi	03/84-05/89	S38B35	211	3453		PS, 09/1984⇒ PS, ⇒09/1984 ALT, WP, FAN AC	AVX10X888 AVX10X900 AVX13X1055 AVX13X800
	10/86-10/88	S38B35 (Kat)	191			PS ALT, WP, FAN AC	AVX10X888 AVX13X1055 AVX13X800
<b>6 (E63)</b>							
630 i	09/04-	N52B30A, N52B30	190	2996		ALT, PS, AC ALT, (Bosch), FOR ALT: 150A, OE-NO 1231 7 550 967, 1231 7 551 254, 1231 7 543 083, 1231 7 542 529, FOR ALT: 180A, OE- NO 1231 7 551 256, 1231 7 555 926 ALT, (Valeo), FOR ALT: 180A, OE-NO 1231 7 525 376, 1231 521 178	6PK1990 AP9005 AP9021
	07/07-	N53B30	200			ALT ALT, (Bosch), FOR ALT: 150A, OE-NO 1231 7 550 967, 1231 7 551 254, FOR ALT:	6PK1990 AP9005





## BMW

### 6 (E63)

						ALT, (Valeo), FOR ALT: 180A, OE-NO 1231 7 525 376, 1231 7 521 178	<b>AP9021</b>
635 d	07/07-	N57N306D5	210	2993		AC ALT, (-LC) ALT, (LC)	<b>4PK860 ELAST</b> <b>6PK2080</b> <b>6PK2160</b> <b>VD1105</b>
645 Ci	01/04-	N62B44, N62B44A	245	4398		AC ALT	<b>4PK844 ELAST</b> <b>6PK1548</b>
650 i	07/05-	N62B48B	270	4799		AC ALT, WP	<b>4PK844 ELAST</b> <b>6PK1548</b>
M	09/05-	S85B50A	373	4999		AC ALT	<b>6PK1084</b> <b>6PK1432</b>

### 6 Cabriolet (E64)

630 i	09/04-	N52B30A, N52B30	190	2996		ALT, PS, AC ALT, (Bosch), FOR ALT: 150A, OE-NO 1231 7 550 967, 1231 7 551 254, 1231 7 543 083, 1231 7 542 529, FOR ALT: 180A, OE-NO 1231 7 551 256, 1231 7 555 926 ALT, (Valeo), FOR ALT: 180A, OE-NO 1231 7 525 376, 1231 7 521 178	<b>6PK1990</b> <b>AP9005</b> <b>AP9021</b>
	07/07-	N53B30	200			ALT ALT, (Bosch), FOR ALT: 150A, OE-NO 1231 7 550 967, 1231 7 551 254, FOR ALT: 180A, OE-NO 1231 7 551 256, 1231 7 555 926 ALT, (Valeo), FOR ALT: 180A, OE-NO 1231 7 525 376, 1231 7 521 178	<b>6PK1990</b> <b>AP9005</b> <b>AP9021</b>
635 d	07/07-	M57N306D5	210	2993		AC ALT, (-LC) ALT, (LC)	<b>4PK860 ELAST</b> <b>6PK2080</b> <b>6PK2160</b> <b>VD1105</b>
645 Ci	04/04-	N62B44, N62B44A	245	4398		AC ALT	<b>4PK844 ELAST</b> <b>6PK1548</b>
650 i	07/05-	N62B48B	270	4799		AC ALT, WP	<b>4PK844 ELAST</b> <b>6PK1548</b>
M	07/06-	S85B50A	373	4999		AC ALT	<b>6PK1084</b> <b>6PK1432</b>

### 6 Cabriolet (F12)

640 i	03/11-	N55B30A	235	2979		ALT ALT, (DYNAMIC DRIVE)	<b>8PK1390</b> <b>8PK1478</b>
-------	--------	---------	-----	------	--	-----------------------------	----------------------------------

### 6 Coupe (F13)

640 i	11/10-	N55B30A	235	2979		ALT ALT, (DYNAMIC DRIVE)	<b>8PK1390</b> <b>8PK1478</b>
-------	--------	---------	-----	------	--	-----------------------------	----------------------------------

### 7 (E23)

728	05/77-08/79	M30B28	125	2788		PS ALT, WP, FAN AC	<b>AVX10X900</b> <b>AVX13X1055</b> <b>AVX13X800</b>
728 i	07/78-08/86	M30B28	135	2788		PS ALT, WP, FAN AC	<b>AVX10X913</b> <b>AVX13X1055</b> <b>AVX13X800</b>
730	05/77-08/79	M30B30	135	2986		PS ALT, WP, FAN AC	<b>AVX10X900</b> <b>AVX13X1055</b> <b>AVX13X800</b>
733 i	05/77-09/79	M30B32	145	3210		PS ALT, WP, FAN AC	<b>AVX10X900</b> <b>AVX13X1055</b> <b>AVX13X800</b>
735 i	01/85-08/86	M30B35 (Motronic, 8:1, Kat.)	136	3430		PS ALT, WP, FAN AC	<b>AVX10X913</b> <b>AVX13X1055</b> <b>AVX13X800</b>
	09/79-08/86	M30B35 (Motronic, 9.3:1), M30B35 (Motronic, 10:1)	160	3453		PS, ⇨05/1980 PS, 05/1980⇨ ALT, WP, FAN AC	<b>AVX10X900</b> <b>AVX10X913</b> <b>AVX13X1055</b> <b>AVX13X800</b>
	04/85-08/86	M30B35 (Motronic)	141	3430		PS ALT, WP, FAN AC	<b>AVX10X913</b> <b>AVX13X1055</b> <b>AVX13X800</b>
745 i	04/80-04/83	M30B32 (Turbo)	185	3210		PS, ⇨05/1980 PS, 05/1980⇨ ALT, WP, FAN AC	<b>AVX10X900</b> <b>AVX10X913</b> <b>AVX13X1055</b> <b>AVX13X800</b>
	05/83-08/86	M30B35		3430		ALT, WP, FAN AC	<b>AVX13X1055</b> <b>AVX13X800</b>

### 7 (E32)

730 i, iL	12/86-09/94	M30B30	145	2986		PS ALT, WP, FAN AC, 02/1987⇨ AC, ⇨02/1987	<b>AVX10X865</b> <b>AVX13X1055</b> <b>AVX13X835</b> <b>AVX13X855</b>
			138			PS	<b>AVX10X865</b>





<b>BMW</b>							
<b>7 (E32)</b>							
						ALT, WP, FAN, 09/1989⇒ ALT, WP, FAN, ⇒09/1989 AC, 02/1987⇒ AC, ⇒02/1987	AVX13X1040 AVX13X1055 AVX13X835 AVX13X855
730 i,iL V8	04/92-09/94	M60B30	160	2997		AC ALT, WP	5PK980 7PK1605
735 i,iL	09/86-09/92	M30B35	155	3430		PS ALT, WP, FAN, 09/1989⇒ ALT, WP, FAN, ⇒08/1989 AC, 02/1987⇒ AC, ⇒02/1987	AVX10X865 AVX13X1040 AVX13X1055 AVX13X825 AVX13X855
	09/86-12/87	M30B35 (Motronic, 9.2:1)	162			PS ALT, WP, FAN, ⇒08/1989 AC, 02/1987⇒ AC, ⇒02/1987	AVX10X865 AVX13X1055 AVX13X825 AVX13X855
740 i,iL V8	04/92-09/94	M60B40	210	3982		AC ALT, WP	5PK980 7PK1605
750 i,iL V12	09/87-09/94	M70B50	220	4988		AC, JAPAN AC ALT	5PK1155 5PK1165 6PK1080
<b>7 (E38)</b>							
725 tds	04/96-11/01	M51D25 (Inter.)	105	2503		AC ALT, WP, FOR ALT: 140A ONLY WITH VD1025 (MANL)	4PK780 5PK1850 MS22 VD1025
728 i,iL	08/95-11/01	M52B28, M52B28TU	142	2793		AC, 04/1998⇒ AC, ⇒02/1996 AC, 02/1996⇒, ⇒03/1998	5PK865 5PK890 5PK900 6PK1555
730 d	08/98-04/00	M57D30	135	2926		ALT AC	5PK2060 5PK813
	04/00-11/01	M57306D1	142			ALT AC	5PK2060 5PK813
730 i,iL	10/94-11/01	M60B30	155	2997		AC ALT, WP	5PK975 7PK1605
			160			AC ALT, WP	5PK975 7PK1605
735 i,iL	01/96-11/01	M62B (358S1), M62B35	173	3498		AC ALT, 08/1997⇒, ⇒09/1998 ALT, 09/1998⇒	5PK1005 7PK1629 7PK1635
740 d	05/99-11/01	M67D39	180	3901		AC ALT, PS	5PK1120 7PK1453
740 i,iL	10/94-11/01	M60B40	210	3982		AC ALT	5PK975 7PK1605
	01/96-11/01	M62B44, M62448S2, M62B44TU		4398		AC ALT, 08/1997⇒, ⇒09/1998 ALT, 09/1998⇒	5PK1005 7PK1629 7PK1635
750 i,iL	12/94-11/01	M73B54	240	5379		WP, AC, ⇒09/1998, MTR-CODE: M73 WP, AC, 10/1998⇒, MTR-CODE: M73N ALT, ⇒09/1998, MTR-CODE: M73 ALT, 10/1998⇒, MTR-CODE: M73N	6PK1180 6PK1190 7PK1035 7PK1040
<b>7 (E65, E66)</b>							
3.0 730 i, Li	03/05-	N52B30A	184	2996		ALT, (Bosch), FOR ALT: 155A, OE-NO 1231 4 487 081, 1231 7 542 529, 1231 70 543 083 ALT, (Valeo), FOR ALT: 180A, OE-NO 1231 7 525 376, 1231 7 521 178, MTR-CODE: N52 B30	AP9005 AP9021
730 d	10/02-	M57N2306D2	160	2993		MTR-CODE: M57N2, AC AC, MTR-CODE: M57N, 10/2003⇒ AC, MTR-CODE: M57N, ⇒09/2003 ALT, MTR-CODE: M57N, (-LC) ALT, MTR-CODE: M57N2 ALT, MTR-CODE: M57N, (LC) ALT, MTR-CODE: M57N2, (ADAPTIVE DRIVE)	4PK850 ELAST 4PK863 4PK885 6PK2080 6PK2080 6PK2160 6PK2160
							VD1105
730 i,Li	03/03-	M54306S3, M54B30	170	2979		AC ALT, (-LC) ALT, (LC)	4PK845 6PK1538 6PK1560
	03/05-	N52B30A, N52B30	190	2996		ALT ALT, (Bosch), FOR ALT: 155A, OE-NO 1231 4 487 081, 1231 7 542 529, 1231 7 543 083 ALT, (Valeo), FOR ALT: 180A, OE-NO 1231 7 525 376, 1231 7 521 178	6PK1990 AP9005 AP9021
730 Ld	07/05-	M57306D3, N57N306D2	170	2993		AC ALT, (-LC) ALT, (LC)	4PK850 ELAST 6PK2080 6PK2160





## BMW

### 7 (E65, E66)

735 i, Li	11/01-	N62B36	200	3600	AC ALT	VD1105 4PK844 ELAST 6PK1555
740 d	10/02-	N67398D1	190	3901	AC ALT, WP	5PK915 7PK1760
740 i, Li	07/05-	N62B40A	225	4000	AC ALT	4PK844 ELAST 6PK1548
745 d	07/05-	N67N448D2	242	4423	AC ALT, WP	4PK915 7PK1760
	03/05-08/05	N67N448D1	220		ALT	7PK1760
745 i, Li	11/01-	N62B44, N62B44A	245	4398	AC, 10/2003⇒ AC, ⇒09/2003 ALT, WP, 10/2003⇒ ALT, WP, ⇒09/2003	4PK844 ELAST 4PK860 6PK1548 6PK1555
					AC ALT	4PK844 ELAST 6PK1548
750 i, Li	07/05-	N62B48B	270	4799	AC ALT	4PK844 ELAST 6PK1548
760	02/03-08/05	N73B60A	320	5972	AC ALT	4PK845 6PK1548
760 i, Li	01/03-	N73B60	327	5972	AC ALT	4PK845 6PK1548

### 7 (F01, F02, F03, F04)

730 d	10/08-	N57D30A	180	2993	ALT, (AC)	7DPK1884
740 d	09/09-	N57SD30B	225	2993	ALT	7DPK1884
740 i	10/08-	N54B30A	240	2979	ALT	8DPK1827
750 i xDrive	09/09-	N63B44A	300	4395	ALT	7PK1642
760 i	09/09-	N74B60A	400	5972	AC	4PK830
					ALT	7PK1623

### 8 (E31)

840 Ci	01/96-12/99	M62B44, M62B 44TU	210	4398	AC	5PK975
					ALT	7PK1629
840 i	02/93-02/96	M60B40	210	3982	AC	5PK975
					ALT	7PK1605
850 Ci	09/94-12/99	M73B54	240	5379	AC, JAPAN	6PK1180
					AC, AUSTRALIA	6PK1180
					AC, TROPICAL COUNTRIES	6PK1180
					AC	6PK1195
850 CSI	04/93-12/96	M70B56	280	5576	ALT	7PK1035
					2.ALT	3PK590
					AC, JAPAN	5PK1155
					AC	5PK1165
850 i, Ci	04/90-10/94	M70B50	220	4988	ALT	6PK1080
					AC, JAPAN	5PK1155
					AC	5PK1165
					ALT	6PK1080

### M1

3.5	05/79-05/83	M88B35	204	3453	AC	AVX13X1050
-----	-------------	--------	-----	------	----	------------

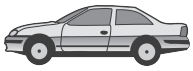
### X1 (E84)

sDrive 18 d	10/09-	N47D20C	105	1995		6DPK1817 VD1071
sDrive 18 i	01/10-	N46B20B	110	1995	ALT, (Bosch), FOR ALT: 150A, OE-NO 1231 7 532 965, 1231 7 532 966, 1231 7 532 969, 1231 7 533 270	AP9005
					ALT, (Bosch), FOR ALT: 110A, OE-NO 1231 7 533 268, 1231 7 532 964	AP9008
sDrive 20 d	10/09-	N47D20C	130	1995	ALT	6DPK1817 VD1071
sDrive 20 i	09/11-	N20B20A	135	1997	ALT	6PK1005
xDrive 18 d	10/09-	N47D20C	105	1995	ALT	6DPK1817 VD1071
xDrive 20 d	10/09-	N47D20C	130	1995	ALT	6DPK1817 VD1071
xDrive 20 i	09/11-	N20B20A	135	1997	ALT	6PK1005
xDrive 25 i	01/10-	N52B30A	160	2996	ALT, (Bosch), FOR ALT: 150A, OE-NO 1231 7 551 254, 1231 7 550 967, FOR ALT: 180A, OE-NO 1231 7 555 926, 1231 7 551 256	AP9005
					ALT	6PK1005
xDrive 28 i	04/11- 10/09-	N20B20A N52B30A	180 190	1997 2996	ALT, (Bosch), FOR ALT: 150A, OE-NO 1231 7 551 254, 1231 7 550 967, FOR ALT: 180A, OE-NO 1231 7 555 926, 1231 7 551 256	AP9005
					ALT	6PK1005

### X3 (E83)

2.0 d	10/04-	M47N204D4	110	1995	AC ALT, WP ALT, WP, AC ONLY WITH VD1028	4PK917 ELAST 6PK2080 6PK2080D2 MS21 VD1028
	09/07-	N47D20A	130		ALT	6DPK1817





## BMW

### X3 (E83)

							<b>VD1071</b>
2.0 i	07/05-	N46B20A, N46B20	110	1995		ALT ALT, (Bosch), FOR ALT: 150A, OE-NO 1231 7 532 965, 1231 7 532 966, 1231 7 532 969, 1231 7 533 270, 1231 7 521 384	<b>6PK1870</b> <b>AP9005</b>
2.5 i	01/04-	M54256S5, M54B25	141	2494		AC ALT, WP	<b>4PK863</b> <b>6PK1538</b>
2.5 si	09/06-	N52B25A	160	2497		ALT, PS, AC ALT, (Bosch), FOR ALT: 150A, OE-NO 1231 7 550 967, 1231 7 551 254, FOR ALT: 180A, OE-NO 1231 7 551 256, 1231 7 555 926	<b>6PK1990</b> <b>AP9005</b>
3.0 d	01/04-	M57N2306D2	150	2993		MTR-CODE: M57N, AC, 10/2004⇒ AC, MTR-CODE: M57N, ⇒09/2004 ALT, WP	<b>4PK867 ELAST</b> <b>4PK885</b> <b>6PK2065</b> <b>VD1105</b>
			160			MTR-CODE: M57N, AC, 09/2004⇒ AC, MTR-CODE: M57N2 MTR-CODE: M57N, M57N2, ALT	<b>4PK860 ELAST</b> <b>4PK860 ELAST</b> <b>6PK2065</b> <b>VD1105</b>
3.0 i	01/04-	M54306S3, M54B30	170	2979		AC ALT, WP	<b>4PK863</b> <b>6PK1538</b>
3.0 sd	09/06-	M57306D5	210	2993		AC, OE-NO 6455 7792851 AC, OE-NO 6455 7809801 ALT	<b>4PK860 ELAST</b> <b>4PK867 ELAST</b> <b>6PK2065</b> <b>VD1105</b>
3.0 si	09/06-	N52B30A	200	2996		ALT, PS, AC ALT, (Bosch), FOR ALT: 150A, OE-NO 1231 7 550 967, 1231 7 551 254, FOR ALT: 180A, OE-NO 1231 7 551 256, 1231 7 555 926	<b>6PK1990</b> <b>AP9005</b>
xDrive 18 d	09/08-	N47D20C	105	1995		ALT	<b>6DPK1817</b> <b>VD1071</b>
xDrive 20 d	09/08-	N47D20C	130	1995		ALT	<b>6DPK1817</b> <b>VD1071</b>
xDrive 25 i	09/08-	N52B25A	160	2497		ALT, (Bosch), FOR ALT: 150A, OE-NO 1231 7 551 254, 1231 7 550 967, FOR ALT: 180A, OE-NO 1231 7 555 926, 1231 7 551 256	<b>AP9005</b>
xDrive 30 d	09/08-	M57N2306D3	160	2993		AC ALT	<b>4PK860 ELAST</b> <b>6PK2065</b> <b>VD1105</b>
xDrive 30 i	09/08-	N52B30A	200	2996		ALT, (Bosch), FOR ALT: 150A, OE-NO 1231 7 551 254, 1231 7 550 967, FOR ALT: 180A, OE-NO 1231 7 555 926, 1231 7 551 256	<b>AP9005</b>
xDrive 35 d	09/08-	N57N306D5	210	2993		AC ALT	<b>4PK860 ELAST</b> <b>6PK2065</b> <b>VD1105</b>

### X3 (F25)

xDrive 20 d	09/10-	N47D20C	135	1995		ALT	<b>6PK1698</b>
xDrive 20 i	09/11-	N20B20A	135	1997		ALT	<b>6PK1005</b>
xDrive 28 i	04/11-	N52B30A	190	2996		ALT	<b>8PK1786</b>
xDrive 35 i	09/10-	N55B30A	225	2979		ALT	<b>8PK1390</b>

### X5 (E53)

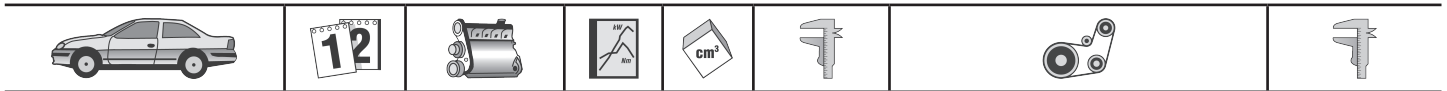
3.0 d	05/01-	M57306D1	135	2925		ALT, WP, (AUTOM) ALT, WP, (MANL) ALT, WP, AC, (MANL) AC ONLY WITH VD1027	<b>5PK2020</b> <b>5PK2060</b> <b>5PK2060D1</b> <b>5PK813</b> <b>MS24</b> <b>VD1027</b>
	12/03-	M57N306D4	160	2993		AC, 10/2004⇒ AC, ⇒09/2004 ALT	<b>4PK860 ELAST</b> <b>4PK885</b> <b>6PK2080</b> <b>VD1105</b>
3.0 i	05/00-	M54306S3	163	2979		AC ALT	<b>4PK863</b> <b>6PK1538</b>
		M54306S3, M54B30	170			AC, 10/2002⇒ AC, ⇒09/2002 ALT	<b>4PK863</b> <b>5PK865</b> <b>6PK1538</b>
4.4 i	05/00-	M62B44, M62B 44TU	210	4398		AC ALT, WP	<b>5PK1025</b> <b>7PK1635</b>
	12/03-	N62B44, N62B44A	235			AC	<b>4PK860</b> <b>6PK1548</b>
4.6 is	02/02-	M67468S1, M62B46	255	4619		AC ALT, WP	<b>5PK1025</b> <b>7PK1623</b>
4.8 is	04/04-	N62B48A	265	4799		AC ALT, WP	<b>4PK860</b> <b>6PK1548</b>



**BMW**

Model	Year	Engine	Power (kW)	Power (hp)	Volume (cm³)	Part	Part Number
<b>X5 (E53)</b> ↔ 3.0 d	02/07-09/08	M57306D3	173	2393		AC ALT	4PK867 ELAST 6PK1893 VD1105
		M57N2306D3	155			AC ALT	4PK867 ELAST 6PK1893 VD1105
	3.0 sd	09/07-09/08	M57N306D5	210	2993	AC ALT	4PK867 ELAST 6PK1893 VD1105
	3.0 si	02/07-09/08	N52B30A, N52B30	200	2996	AC, (ADAPTIVE DRIVE) ALT, (AC) ALT, (ADAPTIVE DRIVE) ALT, (Bosch), FOR ALT: 150A, OE-NO 1231 7 550 967, 1231 7 551 254, FOR ALT: 180A, OE-NO 1231 7 551 256, 1231 7 555 926	4PK819 ELAST 6PK1990 7PK1370 AP9005
	4.8 i	02/07-09/08	N62B48B	261	4799	AC ALT	4PK885 ELAST 7PK1666
	xDrive 30 d	09/08-	N57D30A	173	2993	AC ALT	4PK867 ELAST 6PK1893 VD1105
	xDrive 30 i	09/08-03/10	N52B30A	200	2996	ALT, (Bosch), FOR ALT: 180A, OE-NO 1231 7 555 926, 1231 7 551 256	AP9005
	xDrive 35 d	09/08-	M57N306D5	210	2993	AC ALT	4PK867 ELAST 6PK1893 VD1105
	xDrive 35 i	09/10-	N55B30A	225	2979	ALT	8PK1478
	<b>X6 (E71, E72)</b> 30 d	05/08-	M57N2306D3	173	2993		AC ALT
35 d		05/08-	N57N306D5	210	2993	AC ALT	4PK867 ELAST 6PK1893 VD1105
35 i		05/08-	N54B30A	225	2979	ALT, ⇒01/2011	8DPK1827
50 i		05/08-	N63B44A	300	4395	ALT	7PK1642
xDrive 30 d		09/08-	N57D30A	173	2993	AC ALT	4PK867 ELAST 6PK1893 VD1105
xDrive 35 d		09/08-	N57N306D5	210	2993	AC ALT	4PK867 ELAST 6PK1893 VD1105
xDrive 35 i		09/08-	N54B30A, N55B30A	225	2979	ALT, ⇒01/2011	8DPK1827
<b>Z1</b> 2.5		06/88-06/91	M20B25	125	2494		PS ALT, WP, FAN AC CT520 CT520K1
<b>Z3 (E36)</b> 1.8	10/95-10/98	M43B18	85	1796		AC ALT, PS	4PK890 6PK1733
	07/98-01/03	M43B19, M43194E1, M43B19TU	87	1895		AC ALT	4PK890 6PK1733
		01/99-01/03	M43194E1	85		ALT, WP	6PK1733
	10/95-03/99	M44B19	103		AC ALT, PS	4PK890 6PK1733	
	2.0	04/99-01/03	M52B (206S4), M52B20	110	1991	AC ALT, PS	5PK906 6PK1538
		08/00-01/03	M54B22, M54226S1	125	2171	AC ALT	5PK865 6PK1538
	2.8	04/97-06/00	M52B28, M52B 28TU	141	2793	AC ALT, WP, 09/1998⇒ ALT, WP, ⇒09/1998	5PK906 6PK1538 6PK1555
		06/00-01/03	M54306S3, M54B30	170	2979	AC ALT	5PK865 6PK1538
	M 3.2	06/01-01/03	S54B32 (326S4), S54B32	239	3246	AC ALT, WP	5PK830 6PK1460
		04/00-04/01	S50326S4	252	3201	AIRP, (AC) AIRP, (-AC) ALT	5PK1125 5PK785 6PK1515
		03/97-06/01	S50B32	236		AIRP, (AC) AIRP, (-AC) ALT, WP	5PK1125 5PK785 6PK1515
<b>Z3 Coupe (E36)</b> 2.8	07/97-06/00	M52B28	141	2793	AC	5PK906	





## BMW

Z3 Coupe (E36)							
						ALT, 09/1998⇒ ALT, ⇒09/1998	6PK1538 6PK1555
3.0	06/00-06/03	M54306S3	170	2979		AC ALT, WP	5PK865 6PK1538
M	06/01-06/03	S54326S4, S54B32	239	3246		AC ALT, WP	5PK830 6PK1460
	08/00-06/03	S50326S4	252	3201		AIRP, (AC) AIRP, (-AC)	5PK1125 5PK785
	02/98-06/01	S50B32	236			ALT AIRP, (AC) AIRP, (-AC) ALT, WP	6PK1515 5PK1125 5PK785 6PK1515
Z4 (E85)							
2.0 i	04/05-	N46B20A, N46B20	110	1995		ALT, WP, (-AC) ALT, WP, AC ALT, (Bosch), FOR ALT: 150A, OE-NO 1231 7 532 965, 1231 7 532 966, 1231 7 532 969, 1231 7 533 270 ALT, (Bosch), OE-NO 1231 7 533 268, 1231 7 532 964, FOR ALT: 110A ALT, (Valeo), FOR ALT: 110A, OE-NO 1231 7 532 965, 1231 7 533 269	6PK1635 6PK1870 AP9005  AP9008 AP9021
2.2 i	10/03-	M54B22, M54226S1	125	2171		AC ALT, WP	4PK863 6PK1453
2.5 i	02/03-	M54256S5, M54B25	141	2494		AC ALT, WP	4PK863 6PK1453
	01/06-	N52B25A	130	2497		ALT, PS, AC ALT, (Bosch), FOR ALT: 150A, OE-NO 1231 7 550 967, 1231 7 551 254, 1231 7 543 083, 1231 7 542 529, FOR ALT: 180A, OE- NO 1231 7 551 256, 1231 7 555 926	6PK1830 AP9005
2.5 si	01/06-	N52B25A	160	2497		ALT, PS, AC ALT, (Bosch), FOR ALT: 150A, OE-NO 1231 7 550 967, 1231 7 551 254, 1231 7 543 083, 1231 7 542 529, FOR ALT: 180A, OE- NO 1231 7 551 256, 1231 7 555 926	6PK1830 AP9005
3.0 i	02/03-	M54306S3, M54B30	170	2979		AC ALT, WP	4PK863 6PK1453
3.0 si	01/06-	N52B30A, N52B30	195	2996		ALT, PS, AC ALT, (Bosch), FOR ALT: 150A, OE-NO 1231 7 550 967, 1231 7 551 254, 1231 7 543 083, 1231 7 542 529, FOR ALT: 180A, OE- NO 1231 7 551 256, 1231 7 555 926	6PK1830 AP9005
M	03/06-	S54326S4, S54B32	252	3246		AC ALT, WP	5PK830 6PK1460
Z4 (E89)							
sDrive20i	09/11-	N20B20A	135	1997		ALT	6PK1005
sDrive23i	05/09-	N52B25A	150	2497		ALT	6PK1830
sDrive28i	09/11-	N20B20A	180	1997		ALT	6PK1005
sDrive30i	05/09-	N52B30A	190	2996		ALT	6PK1830
sDrive35i	05/09-	N54B30A	225	2979		ALT	7PK1473
Z4 Coupe (E86)							
3.0 si	03/06-	N52B30A, N52B30	195	2996		ALT, PS, AC ALT, (Bosch), FOR ALT: 150A, OE-NO 1231 7 550 967, 1231 7 551 254, 1231 7 543 083, 1231 7 542 529, FOR ALT: 180A, OE- NO 1231 7 551 256, 1231 7 555 926	6PK1830 AP9005
M	03/06-	S54326S4, S54B32	252	3246		AC ALT, WP	5PK830 6PK1460
Z8 (E52)							
4.9	06/00-06/03	S38B49, S62B50	294	4941		AC ALT, WP	5PK980 7PK1440

## BMW (BRILLIANCE)

3 SERIES (E46)							
318i	06/04-06/05	N46B20CA	105	1995		ALT, (AC)  OE-NO 12317516099 OE-NO 12317536960, 12317550001	6PK1870 AP9005 AP9008 AP9021
325i	07/03-06/05	M54B25	141	2494		AC PS	4PK863 6PK1538
3 SERIES (E90)							
318i	01/09-09/12	N46B20CC	100	1995		ALT, (AC)	6PK1870
320i	01/05-12/07	N46B20	110	1995		ALT, (AC) OE-NO 12317516103 OE-NO 12317516099	6PK1870 AP9005 AP9008
	12/07-12/08	N46B20CB	115			ALT, (AC)	6PK1870

**BMW (BRILLIANCE)**




CADILLAC

## BMW (BRILLIANCE)

3 SERIES (E90)							
↔ 325i	06/05-09/12	N52B25	160	2497		ALT, (AC)	6PK1990
5 SERIES (E60)							
3.0 530Li	03/07-05/10	N52B30BF	190	2996		ALT, (AC)	6PK1990
520i	05/04-12/06	M54B22	127	2171		ALT	6PK1990
520Li	06/09-09/10	N46B20CD	115	1995		AC	4PK845
						ALT	6PK1538
523i	03/03-12/07	N52B25	130	2494		ALT, (AC)	6PK1990
523Li	01/08-08/10		120	2497		ALT, (AC)	6PK1990
	11/06-08/10	N52B25	130	2494		ALT, (AC)	6PK1990
525i	04/04-02/06	M54256S5	141	2494		AC	4PK845
						ALT, (-LC)	6PK1538
						ALT, (LC)	6PK1560
525Li	01/07-04/10		160	2497		ALT, (AC)	6PK1990
530i	10/03-06/05	M54B30	170	2979		AC	4PK845
						ALT	6PK1538

## BORGWARD

ISABELLA							
1.5	06/54-02/62		55	1483		DYN, WP, FAN	AVX10X975

## BUICK

PARK AVENUE							
3.8	01/91-10/96	L27	127	3791		TURBOC, ⇄ 12/1998	6PK1830
						ALT, ⇄ 12/1998	6PK2370
3.8 Ultra	10/90-09/96	L67	168	3791		ALT	6PK2370

## BUICK (SGM)

CENTURY							
2.5	07/99-12/02		112	2490		ALT, (AC)	6PK2230
3.0	07/99-12/02	LW9	126	2980		ALT, (AC)	6PK2230
EXCELLE HRV Schrägheck							
1.6	10/04-	F16D3D, F16D3	78	1598		ALT, (AC), MODEL '05, '06, '07, OE-NO	6PK1880
					CT484	5482616 CA	
EXCELLE Kombi							
1.8	11/05-	T18SED	88	1796		ALT, (AC)	6PK1893
					CT870	CA	
EXCELLE Stufenheck							
1.6	08/03-05/08	F16D3D	78	1598		ALT, (AC), ⇄ 12/2007	6PK1880
					CT484	CA	
1.8	08/03-05/08	T18SED	88	1796		ALT, (AC)	6PK1893
					CT870	CA	
EXCELLE XT							
1.6	01/10-	LDE	89	1598		ALT, (AC)	6PK1555
					CT1077	CA	
1.6 T	01/10-		135	1598		ALT, (AC)	6PK1555
					CT1077	CA	
GL8 I Großraumlimousine							
3.0	05/00-07/05		125	2980		ALT, (AC)	6PK2230
GL8 II Großraumlimousine							
2.5	11/05-11/10	LB8	112	2490		ALT, (AC)	6PK2230
3.0	07/05-05/06	LW9	126	2980		ALT, (AC)	6PK2230
	05/06-	LZC				ALT, (-AC)	6PK2510
LACROSSE							
2.4	03/06-07/09	LE5	125	2384		PS	3PK1025
						ALT, (AC)	5PK1025
3.0	03/06-07/09	LZD	131	2980		ALT, (AC)	6PK2550
REGAL I							
2.0	02/03-12/08	L34	91	1998		ALT, (AC)	6PK1900
					CT924	CA	
2.5	12/02-12/08	LB8	112	2490		ALT, (AC)	6PK2230
3.0	10/02-05/06	LW9	126	2982		ALT, (AC)	6PK2230
REGAL II							
2.0	12/08-	LTD	108	1998		ALT, (AC)	6PK1980
2.4	12/08-	LE5	127	2384		ALT, (AC)	6PK1980

## CADILLAC

BLS							
1.9 D	04/06-	Z19DTH	110	1910		ALT	6PK1400
					CT1105	ALT CA	6PK1413
2.8 T	04/06-	B284L	188	2792		ALT	6PK2120
BLS Wagon							
1.9 D	12/07-	Z19DTH	110	1910		ALT	6PK1400
					CT1105	CA	





## CADILLAC (SGM)

SLS							
↔	2.8	12/06-12/09	LP1	155	2792	PS	6PK1180
	3.6	12/06-12/09	LY7	194	3565	PS	6PK1180
	4.6	12/06-12/09	L37	239	4565	ALT	5PK950

## CHANGAN (CHANA)

<b>CM8 Großraumlimousine</b>							
	1.3	06/01-	JL474Q	60	1310	ALT AC CA	4PK800 AVX13X865
						<b>CT895</b>	
<b>SC Bus</b>							
	1.0 6350 Star Wagon	02/99-06/01	JL472Q	39	993	ALT CA	4PK815
						<b>CT898</b>	
	1.3	02/99-06/01	JL474Q	60	1310	ALT AC CA	4PK800 AVX13X865
						<b>CT895</b>	

## CHANGHE

<b>CH MICROVAN Bus</b>							
	0.8	03/01-	462QE	29	797	ALT	AVX10X763
	1.0	08/01-	465Q2	34	970	ALT CA	AVX10X750
						<b>CT680</b>	
		03/90-02/02	QVG10Q	37	993	AC ALT CA	4PK855 4PK875
						<b>CT781</b>	
	1.1	09/02-	465Q2D2	37	1051	ALT CA	AVX10X750
						<b>CT680</b>	
<b>CH MICROVAN Kasten</b>							
	0.8	03/01-	462QE	29	797	ALT	AVX10X763
	1.0	08/01-	465Q2	34	970	ALT CA	AVX10X750
						<b>CT680</b>	
<b>CH MICROVAN Pick-up</b>							
	0.8	03/01-	462QE	29	797	ALT	AVX10X763
	1.0	08/01-	465Q2	34	970	ALT CA	AVX10X750
						<b>CT680</b>	
<b>IDEAL</b>							
	1.1	04/03-	DA465Q2D2	37	1051	ALT CA	AVX10X750
						<b>CT680</b>	

## CHERY

<b>A5</b>							
	1.6	01/06-01/09	SQR481F	80	1598	ALT, (AC) CA	6PK1635
						<b>CT490</b>	
<b>TIGGO</b>							
	1.6	07/06-12/07	SQR481F	80	1597	CA	
	2.0	03/05-12/08	4G63S4M	92	1997	AC ALT BS CA	4PK1062 4PK990
						<b>CT1109</b> <b>CT839</b>	
	2.4 Allrad	11/05-12/08	4G64S4M	97	2350	AC ALT BS CA	4PK1062 4PK990
						<b>CT1109</b> <b>CT839</b>	

## CHEVROLET

<b>ASTRA Kombi</b>							
	2.2	08/00-08/04	Z22SE	108	2198	ALT, (AC) ALT, (-AC)	5PK1030 5PK880
<b>ASTRA Schrägheck</b>							
	2.2	08/00-08/04	Z22SE	108	2198	ALT, (AC) ALT, (-AC)	5PK1030 5PK880
<b>ASTRO Bus</b>							
	4.3	10/94-05/05	LB4	142	4296	ALT, (-AC), ⇨ 12/1994 ALT, (AC), ⇨ 12/1994 ALT, (AC), 01/1995⇨	6PK2215 6PK2433 6PK2510
	4.3 AWD	10/94-05/05	LB4	142	4296	ALT, (-AC), ⇨ 12/1994 ALT, (AC), ⇨ 12/1994 ALT, (AC), 01/1995⇨	6PK2215 6PK2433 6PK2510
<b>ASTRO Kasten</b>							
	4.3	10/94-05/05	LB4	142	4296	ALT, (-AC), ⇨ 12/1994 ALT, (AC), ⇨ 12/1994 ALT, (AC), 01/1995⇨	6PK2215 6PK2433 6PK2510
	4.3 AWD	10/94-05/05	LB4	142	4296	ALT, (-AC), ⇨ 12/1994 ALT, (AC), ⇨ 12/1994 ALT, (AC), 01/1995⇨	6PK2215 6PK2433 6PK2510

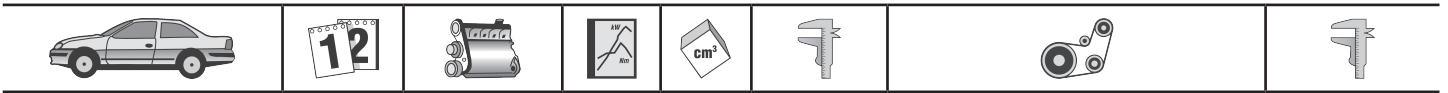




## CHEVROLET

AVEO Schrägheck (T250, T255)							
↔ 1.2	04/08-	B12D1	62	1206		ALT AC, (PS)	4PK841 4PK962
1.4	04/08-	F14D4	74	1399	CT1077 CT1077K1 CT1077WP1	PS ALT, (-AC) ALT, (AC) CA CA CA	4PK643 ELAST 5PK1450 5PK1570
AVEO Schrägheck (T300)							
1.6	03/11-	F16D4	85	1598	CT1077 CT1077K1 CT1077WP1	PS ALT, (-AC) ALT, (AC) CA CA CA	4PK643 ELAST 6PK1453 6PK1555
AVEO Stufenheck (T250, T255)							
1.2	03/06-	F12S3	53	1150	CT1008 CT1008K2	ALT PS, (-AC) AC CA CA	4PK665 4PK836 4PK950
1.4	03/06-	F14D3	69	1399	CT887 CT887K1 CT887WP2	ALT, (PS), (AC) ALT, (-PS), (-AC) CA CA CA	6PK1873 6PK884
	01/08-	F14D4	74		CT1077 CT1077K1 CT1077WP1	PS ALT, (-AC) ALT, (AC) CA CA CA	4PK643 ELAST 5PK1450 5PK1570
AVEO Stufenheck (T300)							
1.6	03/11-	F16D4	85	1598	CT1077 CT1077K1 CT1077WP1	PS ALT, (-AC) ALT, (AC) CA CA CA	4PK643 ELAST 6PK1453 6PK1555
BERETTA Coupe (1_37)							
3.1 LT	10/92-09/93	LHO	103	3135		ALT, (-AC) ALT, (AC), FOR ALT: 105A ALT, (AC), FOR ALT: 100A	6PK1560 6PK1795 6PK1805
BLAZER S10							
4.3	09/88-08/94	LB4	115	4300		ALT, (AC)	6PK2433
4.3 V6 AWD	01/94-09/05	L35	142	4296		ALT, (-AC) ALT, (AC)	6PK2215 6PK2415
BLAZER S10 Pick-up							
4.3	10/94-08/02	L35	142	4296		ALT, (-AC) ALT, (AC)	6PK2215 6PK2415
4.3 AWD	10/94-08/02	L35	142	4296		ALT, (-AC) ALT, (AC)	6PK2215 6PK2415
CAMARO '92							
3.8	10/95-09/97	L36	149	3791		ALT, (-AC) ALT, (AC)	6PK2115 6PK2404
CAMARO '98							
3.8 V6	07/98-12/02	L36	142	3791		ALT, (-AC) ALT, (AC)	6PK2115 6PK2404
CAMARO '98 Convertible							
3.8 V6	07/98-12/02	L36	142	3791		ALT, (-AC) ALT, (AC)	6PK2115 6PK2404
CAMARO '81 (FP_)							
5.0	10/87-09/92	LO3	127	4998		ALT	6PK2404
CAPTIVA (C100, C140)							
2.0 D	09/07-	Z20S	110	1991	CT1121 CT1121K1	ALT ALT, (KDAC), FOR ALT: 120A, OE-NO 96627029, 96866018 CA CA	6PK2065 AP9060
	10/06-		93		CT1121 CT1121K1	ALT ALT, (KDAC), FOR ALT: 120A, OE-NO 96627029, 96866018 CA CA	6PK2065 AP9060
2.0 D 4WD	10/06-	Z20S	110	1991	CT1121	ALT ALT, (KDAC), FOR ALT: 120A, OE-NO 96627029, 96866018 CA	6PK2065 AP9060





## CHEVROLET

### CAPTIVA (C100, C140)

			93		CT1121K1	CA ALT ALT, (KDAC), FOR ALT: 120A, OE-NO 96627029, 96866018	6PK2065 AP9060
2.4	06/06-	Z24SED	100	2405	CT1121 CT1121K1	CA CA	
	12/06-		103		CT924 CT924K1	ALT, (AC) CA CA	6PK1893
2.4 4WD	06/06-	Z24SED	100	2405	CT924 CT924K1	ALT, (AC) CA CA	6PK1893
	12/06-		103		CT924 CT924K1	ALT, (AC) CA CA	6PK1893
3.2 4WD	06/06-	10HM	169	3195	CT924 CT924K1	ALT, (AC) CA CA	6PK1893
					ALT		6PK2404
<b>CORVETTE (C6)</b>							
6.0	09/04-	LS2	298	5970		AC ALT	4PK1015 6PK2020
Z06 7.0	03/06-	LS7	377	7008		AC ALT	4PK1062 6PK2020
<b>CORVETTE '97</b>							
5.7	01/97-09/04	LS1	253	5666		AC ALT	4PK1070 6PK2040
<b>CORVETTE '97 Convertible</b>							
5.7	09/97-09/04	LS1	253	5666		AC ALT	4PK1070 6PK2040
<b>CORVETTE Convertible (C6)</b>							
6.0	09/04-	LS2	298	5967		AC ALT	4PK1015 6PK2020
<b>CRUZE (J300)</b>							
1.6	05/09-	F16D4	83	1598		PS ALT, (-AC) ALT, (AC)	4PK643 ELAST 6PK1453 6PK1555
					CT1077 CT1077K1 CT1077WP1	CA CA CA	
			91			PS ALT, (-AC) ALT, (AC)	4PK643 ELAST 6PK1453 6PK1555
					CT1077 CT1077K1 CT1077WP1	CA CA CA	
		F16D3, LXV, LXT	80			PS ALT, (-AC) ALT, (AC)	4PK643 ELAST 6PK1453 6PK1555
					CT1077 CT1077K1 CT1077WP1	CA CA CA	
1.8	05/09-	2H0, F18D4	104	1796		PS ALT, (-AC) ALT, (AC)	4PK643 ELAST 6PK1453 6PK1555
					CT1077 CT1077K1 CT1077WP1	CA CA CA	
2.0 CDI	05/09-	Z20S1	110	1991		ALT, (AC), ASIA	6PK2094
					CT1121 CT1121K1	CA CA	
			92			ALT, (AC), ASIA	6PK2094
					CT1121 CT1121K1	CA CA	
<b>CRUZE Schrägheck (J305)</b>							
1.6	06/11-	F16D4	91	1598		PS ALT, (-AC) ALT, (AC)	4PK643 ELAST 6PK1453 6PK1555
					CT1077 CT1077K1 CT1077WP1	CA CA CA	
1.8	06/11-	F18D4	104	1796		PS ALT, (-AC) ALT, (AC)	4PK643 ELAST 6PK1453 6PK1555
					CT1077 CT1077K1 CT1077WP1	CA CA CA	







## CHEVROLET

### EPICA (KL1\_)

↔ 2.0	06/06-	X20D1	105	1993	CT870 CT870K1	ALT CA CA	6PK1836
	01/05-12/06	T20SED	98	1998	CT870 CT870K1	ALT CA CA	6PK1893
X20XEV		94		CT870 CT870K1	ALT CA CA	6PK1893	
2.0 D	01/07-	Z20S	110	1991	CT1121 CT1121K1	ALT, (AC), ASIA	6PK2094
						ALT, (KDAC), FOR ALT: 120A, OE-NO 96627029, 96866018	AP9060
2.5	06/06-	LF4	115	2492		ALT	6PK1836

### EVANDA

↔ 2.0	03/05-	X20SED	96	1998	CT870 CT870K1	ALT, (-AC)	6PK1725
						ALT, (AC)	6PK1893
						CA CA	

### KALOS

1.2	03/05-	B12S1	53	1150	CT1008 CT1008K2	ALT, (-PS)	4PK665
						AC	4PK665
						ALT, (PS)	4PK950
						CA CA	
1.4	03/05-	F14S3	61	1399	CT874 CT874K1 CT874WP5	ALT	6PK1873
						AC	6PK884
						CA CA CA	
1.4 16V	03/05-	F14D3	69	1399	CT887 CT887K1 CT887WP2	ALT	6PK1873
						CA	
						CA CA CA	

### KALOS Stufenheck

1.2	03/05-	F12S3	53	1150	CT1008 CT1008K2	ALT, (-PS)	4PK665
						AC	4PK665
						ALT, (PS)	4PK950
						CA CA	
1.4 16V	03/05-	F14D3	69	1399	CT887 CT887K1 CT887WP2	ALT	6PK1873
						CA	
						CA CA CA	

### LACETTI (J200)

1.4 16V	03/05-	F14D3	70	1399	CT887 CT887K1 CT887WP2	ALT	6PK1873
						CA	
						CA CA	
1.6	03/05-	F16D3	80	1598	CT887 CT887K1 CT887WP2	CA	6PK1873
						CA	
						CA	
1.8	03/05-	T18SED	90	1799	CT870 CT870K1	ALT, (-AC)	6PK1725
						ALT, (AC)	6PK1893
						CA CA	
	08/05-	F18D3	89	1796	CT870 CT870K1 CT975 CT975K3	ALT, (-AC)	6PK1725
						ALT, (AC)	6PK1893
						CA, MTR-CODE: T18SED CA, MTR-CODE: T18SED CA, MTR-CODE: F18D3 CA, MTR-CODE: F18D3	
2.0 D	01/07-	Z20DM	89	1991	CT1121 CT1121K1	ALT, (AC), ASIA	6PK2094
						ALT, (KDAC), FOR ALT: 120A, OE-NO 96627029, 96866018	AP9060
						CA CA	

### LANOS Schrägheck

1.5	11/05-	A15SMS	63	1498	CT874 CT874K1	ALT, (-PS)	5PK875
						ALT, (PS)	5PK970
						AC	AVX13X850
						CA CA	

### LANOS Stufenheck

1.5	11/05-	A15SMS	63	1498		ALT, (-PS)	5PK875
						ALT, (PS)	5PK970





# CHEVROLET

LANOS Stufenheck							
					CT874 CT874K1	AC CA CA	AVX13X850
LUMINA APV							
2.3	12/92-07/96	LD2	108	2260		ALT, AC	5PK1140
	10/93-07/96		101			ALT, AC	5PK1140
MATIZ (M200, M250)							
0.8	03/05-	F8CV	38	796	CT910 CT910K1	ALT, (-PS), (-AC), MTR-CODE: F8CV ALT, (PS), (-AC), MTR-CODE: F8CV ALT, (-PS), (AC), MTR-CODE: F8CV ALT, (PS), (AC), MTR-CODE: F8CV CA CA	3PK670 4PK665 4PK735 4PK910
0.8 LPG	03/05-	F8CV	38	796	CT910 CT910K1	ALT AC, (-PS) PS, (-AC) PS, (AC) CA CA	3PK670 4PK735 4PK790 4PK910
1.0	03/05-	B10S	47	995	CT1008 CT1008K2	ALT PS CA CA	4PK665 4PK950
		B10S1	49		CT1008 CT1008K2	ALT AC, (-PS) PS, (-AC) PS, (AC) CA CA	4PK665 4PK665 4PK715 4PK954
1.0 LPG	03/05-	B10S1	49	995	CT1008 CT1008K2	ALT AC, (-PS) PS, (-AC) PS, (AC) CA CA	4PK665 4PK665 4PK715 4PK954
NIVA							
1.7 4x4	01/10-		61	1690		ALT	5PK1885
	09/02-		59			ALT	5PK1885
NUBIRA Kombi							
1.6	03/05-	F16D3	80	1598	CT887 CT887K1 CT887WP2	ALT CA CA CA	6PK1873
1.8	03/05-	T18SED	90	1799	CT870 CT870K1 CT975 CT975K3	ALT, MTR-CODE: F18D3 ALT, MTR-CODE: T18SED CA, MTR-CODE: T18SED CA, MTR-CODE: T18SED CA, MTR-CODE: F18D3 CA, MTR-CODE: F18D3	6PK1873 6PK1893
	08/05-	F18D3	89	1796	CT870 CT870K1 CT975 CT975K3	ALT, MTR-CODE: F18D3 ALT, MTR-CODE: T18SED CA, MTR-CODE: T18SED CA, MTR-CODE: T18SED CA, MTR-CODE: F18D3 CA, MTR-CODE: F18D3	6PK1873 6PK1893
2.0	01/05-		88	1998		ALT, (KDAC), FOR ALT: 120A, OE-NO 96627029, 96866018	AP9060
2.0 D	01/07-	Z20S, Z20DM	89	1991	CT1121 CT1121K1	ALT, (AC), ASIA ALT, (KDAC), FOR ALT: 120A, OE-NO 96627029, 96866018 CA CA	6PK2094 AP9060
NUBIRA Stufenheck							
1.4	01/05-	F14D3	69	1399	CT887 CT887K1	ALT CA CA	6PK1873
1.6	03/05-	F16D3	80	1598	CT887 CT887K1 CT887WP2	ALT CA CA CA	6PK1873
1.8	03/05-	T18SED	90	1799	CT870 CT870K1 CT975 CT975K3	ALT, MTR-CODE: F18D3 ALT, MTR-CODE: T18SED CA, MTR-CODE: T18SED CA, MTR-CODE: T18SED CA, MTR-CODE: F18D3 CA, MTR-CODE: F18D3	6PK1873 6PK1893
2.0	01/05-		88	1998		ALT, (KDAC), FOR ALT: 120A, OE-NO 96627029, 96866018	AP9060

CHEVROLET





CHEVROLET

## CHEVROLET

<b>NUBIRA Stufenheck</b> ↔ 2.0 D	01/05-	Z20S	89	1991		ALT, (AC), ASIA ALT, (KDAC), FOR ALT: 120A, OE-NO 96627029, 96866018 CA CA	<b>6PK2094</b> <b>AP9060</b>
					<b>CT1121</b> <b>CT1121K1</b>		
<b>OPTRA (1J_)</b> 2.0 TDCi	08/06-12/08	LMN	89	1991		ALT, (KDAC), FOR ALT: 120A, OE-NO 96627029, 96866018	<b>AP9060</b>
<b>ORLANDO (J309)</b> 1.8	02/11-	2H0, F18D4	104	1796		PS ALT, (-AC) ALT, (AC) CA CA CA	<b>4PK643 ELAST</b> <b>6PK1453</b> <b>6PK1555</b>
					<b>CT1077</b> <b>CT1077K1</b> <b>CT1077WP1</b>		
<b>REZZO</b> 1.6	03/05-	A16DMS	77	1598		ALT CA CA	<b>6PK1873</b>
	08/05-		79		<b>CT887</b> <b>CT887K1</b> <b>CT887WP2</b>	ALT CA CA CA	<b>6PK1873</b>
2.0	03/05-	T20SED	89	1998		ALT, (-AC) ALT, (AC) CA CA	<b>6PK1725</b> <b>6PK1893</b>
	08/05-		90		<b>CT870</b> <b>CT870K1</b>	ALT, (-AC) ALT, (AC) CA CA	<b>6PK1725</b> <b>6PK1893</b>
<b>S10 Pick Up</b> 4.3	10/94-05/05	L35	142	4296		ALT, (-AC) ALT, (AC)	<b>6PK2215</b> <b>6PK2415</b>
4.3 AWD	10/87-09/91	LB4	119	4296		ALT, (-AC) ALT, (AC)	<b>6PK2380</b> <b>6PK2433</b>
	10/94-09/95					ALT, (-AC) ALT, (AC)	<b>6PK2380</b> <b>6PK2433</b>
	10/95-09/98	LF6	127			ALT, (-AC) ALT, (AC)	<b>6PK2215</b> <b>6PK2415</b>
<b>SILVERADO 1500</b> 4.3	10/99-12/07	LB4	147	4296		ALT, (-AC), 01/2005⇒ ALT, (-AC), ⇒12/2004 ALT, (AC)	<b>6PK2205</b> <b>6PK2230</b> <b>6PK2415</b>
4.3 AWD	10/99-12/07	LB4	147	4296		ALT, (-AC), 01/2005⇒ ALT, (-AC), ⇒12/2004 ALT, (AC)	<b>6PK2205</b> <b>6PK2230</b> <b>6PK2415</b>
5.3 AWD	10/99-	LM7	201	5324		AC ALT, FOR ALT: 105A ALT, FOR ALT: 136A	<b>4PK962</b> <b>6PK2345</b> <b>6PK2360</b>
	06/03-		212			AC ALT, FOR ALT: 105A ALT, FOR ALT: 136A	<b>4PK962</b> <b>6PK2345</b> <b>6PK2360</b>
6.0 AWD	10/99-	LQ4	224	5972		AC ALT, FOR ALT: 105A ALT, FOR ALT: 136A	<b>4PK962</b> <b>6PK2345</b> <b>6PK2360</b>
<b>SPARK</b> 0.8	05/05-	F8CV	37	796		ALT PS, (-AC) AC, (-PS) PS, (AC) CA CA	<b>3PK670</b> <b>4PK665</b> <b>4PK735</b> <b>4PK910</b>
					<b>CT910</b> <b>CT910K1</b>		
1.0 SX	05/05-	B10S, LA2	46	995		ALT AC, (-PS) PS, (-AC) PS, (AC) CA CA	<b>4PK665</b> <b>4PK665</b> <b>4PK715</b> <b>4PK954</b>
					<b>CT1008</b> <b>CT1008K2</b>		
<b>SPARK (M300)</b> 1.0	03/10-	B10D1	50	995		ALT	<b>6PK1873</b>
<b>SUBURBAN</b> 5.7	10/91-09/96	LO5	157	5733		ALT, (AC) ALT, (-AC), FOR ALT: 105A ALT, (AC), FOR ALT: 100A ALT, (-AC), FOR ALT: 120A	<b>6PK2433</b> <b>6PK2460</b> <b>6PK2465</b> <b>6PK2490</b>
5.7 AWD	10/91-09/96	LO5	157	5733		ALT, (AC) ALT, (-AC), FOR ALT: 105A	<b>6PK2433</b> <b>6PK2460</b>





## CHEVROLET

SUBURBAN							
						ALT, (AC), FOR ALT: 100A ALT, (-AC), FOR ALT: 120A	6PK2465 6PK2490
6.5 D	10/93-09/96	L56	135	6462		ALT	6PK2585
6.5 D AWD	10/93-09/96	L56	135	6462		ALT	6PK2585
SUBURBAN (GMT 900)							
5.3 Flex-Fuel 4WD	01/07-		228	5326		AC ALT, FOR ALT: 105A ALT, FOR ALT: 136A	4PK962 6PK2345 6PK2360
TAHOE (B2W)							
4.8 V8	12/99-12/06	LR4	206	4808		AC ALT, FOR ALT: 105A ALT, FOR ALT: 136A	4PK962 6PK2345 6PK2360
VECTRA							
2.2	04/02-04/04	Z22SE	108	2198		ALT, (AC) ALT, (-AC)	5PK1030 5PK880
	05/04-07/06	Z22YH	114			ALT, (AC) ALT, (-AC)	5PK1030 5PK880
ZAFIRA							
2.2	07/05-	Z22YH	110	2198		ALT, (AC) ALT, (-AC)	5PK1030 5PK880

## CHEVROLET (SGM)

AVEO (T250)							
1.4	07/05-05/10	L95	69	1399		ALT, (AC), MODEL '05, '06, '07, OE-NO 5482616 CA	6PK1880
					CT484		
1.6	03/08-05/10	F16D3D	78	1598	CT484	CA	
BLAZER Geländewagen geschlossen							
3.0 Allrad	01/02-02/04	LW9	126	2980		ALT, (AC)	6PK2285
4.3 Allrad	01/02-02/04	LG3, LG3	142	4300		ALT, (AC)	6PK2445
CAPTIVA Geländewagen geschlossen							
2.4	08/07-	LE5	105	2384		AC CA	6PK1893
					CT924		
CRUZE							
1.6	04/09-	LDE	86	1598		PS ALT, (AC) CA	4PK643 ELAST 6PK1555
					CT1077		
1.8	04/09-	2H0	105	1796		PS ALT, (AC) CA	4PK643 ELAST 6PK1555
					CT1077		
EPICA							
2.0	04/06-09/09	L34, T20SED	95	1998		ALT, (AC) CA, MODEL '05, '06, OE-NO 92066312 CA, MODEL '07, '08, '09, OE-NO 93386687	6PK1900
					CT870 CT924		
LOVA (T250)							
1.4	03/06-07/11	L95	69	1399		ALT, (AC), MODEL '05, '06, '07, OE-NO 5482616 CA	6PK1880
					CT484		
1.6	03/06-03/11	F16D3D	78	1598		ALT, (AC), MODEL '05, '06, '07, OE-NO 5482616 CA	6PK1880
					CT484		
SAIL Kombi							
1.6	02/05-12/07	L01	68	1598		ALT CA	6PK1795
					CT874		
SAIL Stufenheck							
1.6	02/05-12/07	L01	68	1598		ALT CA	6PK1795
					CT874		

## CHEVROLET (SGMW)

SPARK							
0.8	12/03-03/09	F8CV	38	796		AC ALT CA	4PK910 AVX10X666
					CT482		
1.0	12/04-04/10	B10S1	46	995		ALT AC CA	4PK665 4PK954
					CT487		

## CHRYSLER

300 C Touring							
3.0 CRD	09/05-12/10	M664	160	2987		ALT, (AC)	7PK2035
300 M (LR)							
2.7 V6 24V	08/00-09/04	EER	150	2736		AC ALT	6PK1060 6PK1570
	11/98-08/00		149			AC ALT	6PK1060 6PK1570





CHRYSLER

## CHRYSLER

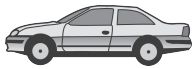
<b>CROSSFIRE</b>							
3.2	07/03-12/07	EGX	160	3199		ALT	6PK2390
<b>CROSSFIRE Roadster</b>							
3.2	05/04-12/07	EGX	160	3199		ALT	6PK2390
<b>LE BARON</b>							
2.2 i	09/86-12/94		69	2213		ALT, ⇨12/1988 ALT, 01/1989⇨ PS, ⇨12/1991 PS, 01/1992⇨ AC, 01/1990⇨ AC, ⇨12/1988 AC, 01/1989⇨, ⇨12/1989	4PK1038 4PK975 AVX10X1050 AVX10X1090 AVX10X1200 AVX10X1215 AVX10X1225
					CT773	CA	
2.2 i Turbo	09/86-01/91	EDR	130	2213		ALT, 01/1988⇨, ⇨12/1988 ALT, 01/1989⇨ PS, 01/1988⇨ AC, 01/1990⇨ AC, 01/1988⇨, ⇨12/1988 AC, 01/1989⇨, ⇨12/1989	4PK1038 4PK975 AVX10X1050 AVX10X1200 AVX10X1215 AVX10X1225
					CT773	CA, 01/1989⇨	
2.5 i	09/86-12/94	EDM	75	2501		ALT, ⇨12/1988 ALT, 01/1989⇨ PS, ⇨12/1991 PS, 01/1992⇨ AC, 01/1990⇨ AC, ⇨12/1988 AC, 01/1989⇨, ⇨12/1989	4PK1038 4PK975 AVX10X1050 AVX10X1090 AVX10X1200 AVX10X1215 AVX10X1225
					CT773	CA	
2.5 i Turbo	01/89-12/94	EDT	112	2501		ALT PS, ⇨12/1991 PS, 01/1992⇨ AC, 01/1990⇨ AC, ⇨12/1989	4PK975 AVX10X1050 AVX10X1090 AVX10X1200 AVX10X1225
					CT773	CA	
3.0 i V6	01/90-12/94	EFA	105	2972		ALT, ⇨12/1990 ALT, 01/1991⇨ AC, 01/1991⇨, ⇨12/1991 AC, ⇨12/1990 AC, 01/1992⇨	6PK1815 6PK2080 AVX10X1000 AVX10X960 AVX10X990
					CT805 CT805K1	CA CA	
<b>LE BARON Cabriolet</b>							
2.2 i Turbo	09/86-12/90		109	2197		ALT, 01/1988⇨, ⇨12/1988 ALT, 01/1989⇨ PS, 01/1988⇨, ⇨12/1988 AC, 01/1990⇨ AC, 01/1988⇨, ⇨12/1988 AC, 01/1989⇨, ⇨12/1989 CA, 01/1989⇨	4PK1038 4PK975 AVX10X1050 AVX10X1200 AVX10X1215 AVX10X1225
					CT773	CA, 01/1989⇨	
		EDR	130	2213		ALT, 01/1988⇨, ⇨12/1988 ALT, 01/1989⇨ PS, 01/1988⇨, ⇨12/1988 AC, 01/1990⇨ AC, 01/1988⇨, ⇨12/1988 AC, 01/1989⇨, ⇨12/1989 CA, 01/1989⇨	4PK1038 4PK975 AVX10X1050 AVX10X1200 AVX10X1215 AVX10X1225
					CT773	CA, 01/1989⇨	
2.5 i	09/86-12/93	EDM	75	2501		ALT, 01/1988⇨, ⇨12/1988 ALT, 01/1989⇨ PS, 01/1988⇨, ⇨12/1988 AC, 01/1990⇨ AC, 01/1988⇨, ⇨12/1988 AC, 01/1989⇨, ⇨12/1989	4PK1038 4PK975 AVX10X1050 AVX10X1200 AVX10X1215 AVX10X1225
					CT773	CA, 01/1989⇨	
2.5 i Turbo	01/89-12/93	EDT	112	2501		ALT PS, ⇨12/1991 PS, 01/1992⇨ AC, 01/1990⇨ AC, ⇨12/1989	4PK975 AVX10X1050 AVX10X1090 AVX10X1200 AVX10X1225
					CT773	CA	
3.0 i V6	01/90-12/96	6G72	105	2972		ALT, ⇨12/1990 ALT, 01/1991⇨, ⇨12/1995 AC, 01/1991⇨, ⇨12/1991 AC, ⇨12/1990 AC, 01/1994⇨, ⇨12/1995 AC, 01/1992⇨, ⇨12/1993 CA, ⇨12/1995	6PK1815 6PK2080 AVX10X1000 AVX10X960 AVX10X990
					CT805 CT805K1	CA	
<b>NEON (PL)</b>							
1.8 16V	09/97-08/99	EBD	85	1796		ALT	4PK895





<b>CHRYSLER</b>							
<b>NEON (PL)</b>							
						PS PS, AC CA	AVX10X1050 AVX10X1215
2.0 16V	05/94-08/99	420H	98	1996	CT1111	ALT PS PS, AC	4PK850 AVX10X1050 AVX10X1215
					CT1108 CT1111	CA, CAMSHFT: DOHC CA, CAMSHFT: SOHC/OHC	
	06/94-08/99	ECC	107			ALT PS PS, AC	4PK850 AVX10X1050 AVX10X1215
					CT1108 CT1111	CA, CAMSHFT: DOHC CA, CAMSHFT: SOHC/OHC	
	04/96-08/99	420T	109			ALT PS PS, AC	4PK850 AVX10X1050 AVX10X1215
					CT1108 CT1111	CA, CAMSHFT: DOHC CA, CAMSHFT: SOHC/OHC	
<b>NEON II</b>							
1.6	11/01-12/06	EJD	85	1598		ALT, PS, AC ALT, PS, (-AC)	6PK1440 6PK890
2.0 16V	08/99-12/06	420H	98	1996		PS, (-AC) PS, AC ALT	4PK1125 4PK1310 4PK850
					CT1108 CT1111	CA, CAMSHFT: DOHC CA, CAMSHFT: SOHC/OHC, MTR-CODE: ECB	
2.0 16V R/T	10/01-12/06	ECH	110	1996		PS, (-AC) PS, AC ALT	4PK1125 4PK1310 4PK850
					CT1108 CT1111	CA, CAMSHFT: DOHC CA, CAMSHFT: SOHC/OHC	
<b>NEW YORKER</b>							
3.5 i 24V	04/93-09/98	F01	155	3518		ALT, 01/1996⇒ AC, 01/1996⇒	6PK1345 AVX10X1400
<b>PT CRUISER (PT_)</b>							
1.6	11/01-12/10	EJD	85	1598		ALT, (AC) ALT, (-AC)	6PK1440 6PK884
2.0	06/00-12/10	ECC	104	1996		PS, (-AC) PS, AC ALT	4PK1125 4PK1310 4PK850
					CT1108 CT1111	CA, CAMSHFT: DOHC CA, CAMSHFT: SOHC/OHC	
	10/04-12/10		100			PS, (-AC) PS, (AC) ALT	4PK1125 4PK1310 4PK850
2.2 CRD	03/02-12/10	EDJ	89	2148		ALT ALT, (Bosch), FOR ALT: 150A, OE-NO 05080 464AB, 05080 464AC, 05080 464AD	6PK1600 AP9010
	08/05-12/10		110			ALT ALT, (Bosch), FOR ALT: 150A, OE-NO 05080 464AB, 05080 464AC, 05080 464AD	6PK1600 AP9010
2.4	06/00-12/10	EDZ	110	2429		PS, (-AC) PS, (AC) ALT	4PK1290 4PK1390 4PK885
					CT1144	CA	
	08/05-12/10		105			PS, (-AC) PS, (AC) ALT	4PK1290 4PK1390 4PK885
					CT1144	CA	
GT 2.4	08/03-12/10	EDV	164	2429		PS, (-AC) PS, (AC) ALT	4PK1290 4PK1390 4PK885
					CT1144	CA	
<b>PT CRUISER Cabriolet</b>							
2.4	03/04-03/08	EDZ	105	2429		PS, (-AC) PS, (AC) ALT	4PK1290 4PK1390 4PK885
					CT1144	CA	
2.4 GT	03/04-03/08	EDV	164	2429		PS, (-AC) PS, (AC) ALT	4PK1290 4PK1390 4PK885
					CT1144	CA	
<b>SARATOGA</b>							
3.0	09/89-12/95	6G72	105	2972		ALT, ⇒12/1990 ALT, 01/1991⇒ AC, 01/1991⇒, ⇒12/1991 AC, ⇒12/1990	5PK1815 6PK2080 AVX10X1000 AVX10X960





**CHRYSLER**

## CHRYSLER

### SARATOGA

						AC, 01/1994⇒ AC, 01/1992⇒, ⇒12/1993	AVX10X960 AVX10X990
					CT805 CT805K1	CA CA	

### SEBRING (JR)

2.0	04/01-06/07	ECC	104	1996		PS ALT CA	4PK900 6PK1345
					CT1108		
2.4	04/01-06/07	EDZ	112	2429		PS ALT CA	4PK900 6PK1345
					CT1144		
2.7 V6 24V	04/01-06/07	EES	149	2736		PS, MTR-CODE: EES, ⇒10/2005 ALT, MTR-CODE: EES, ⇒10/2005	4PK985 6PK1400

### SEBRING (JS)

2.0 CRD	07/07-12/10	ECD	103	1968	CT1051	CA	
---------	-------------	-----	-----	------	--------	----	--

### SEBRING Cabriolet (JR)

2.0	04/01-	ECC	104	1996		PS ALT CA	4PK890 6PK1345
					CT1108		
2.4	04/01-	EDZ	112	2429		PS ALT	4PK895 6PK1345
2.7 V6 24V	04/01-	EES	149	2736		PS, MTR-CODE: EES, ⇒10/2005 ALT, MTR-CODE: EES, ⇒10/2005	4PK985 6PK1400

### SEBRING Cabriolet (JS)

2.0 CRD	07/07-12/10	ECD	103	1968	CT1051	CA	
2.7 VVT	07/07-12/10	EER	141	2736		ALT	6PK1190

### STRATUS (JA)

2.0 16V	12/95-	ECB	98	1996		PS ALT CA, CAMSHFT: DOHC, ⇒09/2000 CA, CAMSHFT: SOHC/OHC	4PK895 6PK1345
					CT1108 CT1111		
2.0 LE	12/95-04/01	C00	96	1996		PS ALT CA, CAMSHFT: DOHC, ⇒09/2000 CA, CAMSHFT: SOHC/OHC	4PK895 6PK1345
					CT1108 CT1111		
2.4 16 V	12/95-04/01	EDZ	103	2429		PS ALT CA	4PK900 6PK1370
					CT1144		
2.4 16V	12/95-	EDZ	112	2429		PS ALT CA	4PK900 6PK1370
					CT1144		
2.5 LX V6	12/95-04/01	H00, EEB	120	2497		PS ALT, AC CA	4PK975 6PK1432
					CT1080		
2.5 V6	12/95-	H00	125	2497		PS ALT, AC CA	4PK975 6PK1432
					CT1080		

### STRATUS Cabriolet (JX)

2.0 LE	06/96-04/01	420X	96	1996		PS ALT CA, CAMSHFT: DOHC, ⇒09/2000 CA, CAMSHFT: SOHC/OHC	4PK895 6PK1345
					CT1108 CT1111		
2.5 LX	04/96-04/01	625H	120	2499		PS ALT, AC CA	4PK975 6PK1432
					CT1080		

### VISION

3.5 TSi	09/93-12/97	F00, F01	155	3518		ALT AC, ⇒12/1994 AC, 01/1995⇒	6PK1345 AVX10X1375 AVX10X1400
---------	-------------	----------	-----	------	--	-------------------------------------	-------------------------------------

### VOYAGER I (AS)

3.0	10/87-09/90	EFA	100	2972		ALT CA CA	5PK1815
			101			ALT AC CA CA	5PK1815 AVX10X960
					CT805 CT805K1		
3.3	10/89-09/90	EGA	112	3301		ALT, (-AC) ALT, (AC)	6PK2490 6PK2510

### VOYAGER II (ES)

2.5 i	01/91-09/95	K00	72	2501		ALT, 01/1989⇒ PS AC AIRP PS, (AC) CA, 01/1989⇒	4PK975 AVX10X1090 AVX10X1200 AVX10X1200 AVX10X838
					CT773		
	08/90-09/95	K	74			ALT PS	4PK975 AVX10X1090





# CHRYSLER

## VOYAGER II (ES)

						AC AIRP PS, (AC) CA	AVX10X1200 AVX10X1200 AVX10X838
					<b>CT773</b>		
2.5 TD	01/92-09/95	09B, M00	87	2500		ALT PS	5PK1200 5PK790
3.0 i	01/91-09/95	6G72, 300	108	2972		ALT, 01/1991⇒ AC, 01/1993⇒ AC, ⇒12/1991 AC, 01/1992⇒, ⇒12/1992	6PK2080 AVX10X950 AVX10X960 AVX10X990
					<b>CT805 CT805K1</b>		
3.3 i	08/90-09/95	EGA	110	3301		ALT, (-AC) ALT, (AC)	6PK2490 6PK2510
			120			ALT, (-AC) ALT, (AC)	6PK2490 6PK2510
3.3 i AWD	08/90-09/95	EGA	110	3301		ALT, (-AC) ALT, (AC)	6PK2490 6PK2510
		R00	120			ALT, (-AC) ALT, (AC)	6PK2490 6PK2510

## VOYAGER III (GS)

2.0 i	01/95-03/01	C00	98	1995		PS ALT, AC CA, CAMSHFT: DOHC CA, CAMSHFT: SOHC/OHC	4PK895 6PK1413
					<b>CT1108 CT1111</b>		
2.4 AWD	02/97-03/01	EDZ	111	2429		PS ALT, (-AC) ALT, (AC) CA	4PK905 6PK1045 6PK1420
					<b>CT1144</b>		
2.4 i	01/95-03/01	B00	111	2429		PS ALT ALT, AC CA	4PK905 6PK1045 6PK1420
					<b>CT1144</b>		
2.5 TD	01/95-03/01	425CLIRS/X	85	2499		WP, 01/1996⇒, ⇒12/1998 ALT, ⇒12/1995 PS, ⇒12/1995 ALT, 01/1999⇒ ALT, PS, AC, 01/1996⇒, ⇒12/1998	3PK960 5PK1200 5PK790 6PK2050 7PK1400
2.5 TDiC AWD	10/95-03/01	ENC	85	2499		WP	3PK960
3.3 i	01/95-03/01	R00	116	3301		ALT, (AC) ALT, (-AC)	6PK2460 6PK2510
3.8 i AWD	01/95-03/01	EGH	131	3778		ALT, (AC) ALT, (-AC) ALT, (AC)	6PK2460 6PK2510 6PK2460
		L00	122			ALT, (AC) ALT, (-AC)	6PK2460 6PK2510

## VOYAGER IV (RG)

2.4	02/00-12/08	EDZ	108	2429		PS, MODEL '04⇒ PS, ⇒MODEL '03 ALT CA	4PK900 4PK905 6PK1250
					<b>CT1144</b>		
2.5 CRD	02/00-12/08	ENC	105	2499		PS ALT, AC CA CA	4PK906 ELAST 6PK1420
					<b>CT1123 CT1123K1</b>		
	08/05-12/08	EDK	88			PS ALT CA CA	4PK906 ELAST 6PK1420
					<b>CT1123 CT1123K1</b>		
2.8 CRD	06/04-12/08	ENR	110	2776		PS, MTR-CODE: ENR ALT CA CA	4PK906 ELAST 6PK1420
					<b>CT1123 CT1123K1</b>		
3.3	02/00-12/08	EGA	128	3301		ALT, PS, AC	6PK2460
3.3 AWD	02/00-12/08	EGA	128	3301		ALT, MODEL '06⇒ ALT, ⇒MODEL '05	6PK2100 6PK2460

# CHRYSLER (BBDC)

<b>300C</b>							
3.5	10/06-12/08	EGG	189	3518		ALT	6PK2090
5.7	10/06-01/12	EZB	252	5654		ALT	6PK2090

# CITROËN

<b>2 CV</b>							
4	03/63-02/70	A53	12	425		ALT	AVX10X750
	01/70-12/75	A79/1 (AYA2)	17	435		ALT	AVX10X750
6	09/75-06/81	M28/1 (AK2)	18	602		ALT	AVX10X750
	08/79-07/90	A06/664	20			ALT	AVX10X750

CITROËN





## CITROËN

2 CV							
	02/70-10/85	A06/635, A06/664	21			ALT	AVX10X750
AMI							
10 Super (AM3)	03/73-12/77	G10	40	1015	CT673 CT675	ALT CA, (LH) CA, (RH)	AVX10X625
6 (AM, AMB)	05/68-07/69	M28 (AM2)	24	602		ALT, ⇒03/1969	AVX10X763
	01/63-05/68	M4 (AM)	18			ALT, 06/1966⇒	AVX10X763
8 (AM3)	07/69-12/77	M28 (AM2)	24	602	CT673 CT675	ALT CA, (LH) CA, (RH)	AVX10X763
AMI Break							
10 Super (AM3)	03/73-12/77	G10	40	1015	CT673 CT675	ALT CA, (LH) CA, (RH)	AVX10X625
6 (AMB)	05/68-07/69	M28 (AM2)	24	602		ALT, ⇒03/1969	AVX10X763
8 (AM3)	07/69-12/77	M28 (AM2)	24	602	CT673 CT675	ALT CA, (LH) CA, (RH)	AVX10X763
AX (ZA-)							
1.3 Sport	04/87-12/88	M4A	70	1294	CT718 CT718K1 CT718WP1	ALT, AC ALT, AC ALT CA CA CA	4PK1028 5PK1020 AVX10X710
1.4 4x4	09/86-07/92	K2A	62	1360	CT607 CT607K1	ALT, (AC), ⇒ORG-NO 05283 ALT, (AC), ORG-NO 05284⇒ ALT, (-AC) CA CA	4PK1020 5PK1020 AVX10X710
1.4 GTi	06/91-12/92	KFZ (TU3FJ2)	74	1360	CT744 CT744K1	ALT, AC, ⇒ORG-NO 5283 ALT, AC, ORG-NO 5284⇒ ALT CA CA	4PK1028 5PK1020 AVX10X710
	08/91-12/96	KFY (TU3FJ2)	66		CT744 CT744K1	ALT, AC, ⇒ORG-NO 5283 ALT, AC, ORG-NO 5284⇒ ALT CA CA	4PK1028 5PK1020 AVX10X710
	06/91-12/96	KFZ (TU3FJ2)	69		CT744 CT744K1	ALT, AC, ⇒ORG-NO 5283 ALT, AC, ORG-NO 5284⇒ ALT CA CA	4PK1028 5PK1020 AVX10X710
10	09/86-06/92	C1A	32	954	CT718 CT718K1	ALT, AC, ⇒04/1991, ⇒ORG-NO 05283 ALT, AC, 05/1991⇒, ORG-NO 05284⇒ ALT CA CA	4PK1028 5PK1020 AVX10X710
	07/86-12/98	CDY (TU9M)	33		CT718 CT718K1 CT718WP1	ALT, AC, ⇒04/1991, ⇒ORG-NO 05283 ALT, AC, 05/1991⇒, ORG-NO 05284⇒ ALT CA CA CA	4PK1028 5PK1020 AVX10X710
	02/87-12/98	CDZ (TU9M)	37		CT718 CT718K1 CT718WP1	ALT, AC ALT CA CA CA	5PK1020 AVX10X710
10 E	12/86-12/88	C3A	30	954	CT718 CT718K1 CT718WP1	ALT, AC ALT CA CA CA	4PK1028 AVX10X710
11	12/86-04/94	H1B, H1A	40	1124	CT718 CT718K1 CT718WP1	ALT, AC, ⇒04/1991, ⇒ORG-NO 05283 ALT, AC, 05/1991⇒, ORG-NO 05284⇒ ALT CA CA CA	4PK1028 5PK1020 AVX10X710
	09/86-12/97	H1B, HDZ (TU1M)	44		CT718 CT718K1	ALT, AC ALT, AC ALT CA CA	4PK1028 5PK1020 AVX10X710





## CITROËN

AX (ZA-)												
11 4x4	06/91-07/92	H1A	40	1124	CT718WP1 CA	ALT, AC, ORG-NO 05284⇒ ALT CA CA	5PK1020 AVX10X710					
	09/88-12/89	HAZ (TU1CP)	40	1124	CT718 CT718K1	ALT, AC ALT, AC ALT CA CA CA	4PK1028 5PK1020 AVX10X710					
					CT718 CT718K1 CT718WP1	ALT, AC ALT, AC ALT CA CA CA						
	12/86-12/88	KAY (TU3CP)	44	1360	CT607 CT607K1 CT607WP1	ALT, AC ALT CA CA CA	4PK1028 AVX10X710					
					01/88-12/92	K2A, K2B		62		CT607 CT607K1	ALT, (AC), ⇒ORG-NO 05283 ALT, (AC), ORG-NO 05284⇒ ALT, (-AC) CA CA	4PK1020 5PK1020 AVX10X710
		06/88-12/89	K1F	49		CT607 CT607K1 CT607WP1	ALT, AC ALT, AC ALT CA CA CA	4PK1028 5PK1020 AVX10X710				
		04/87-04/97	KDZ (TU3M/Z), KDY (TU3FM), KDX (TU3M/Z), KDY (TU3M)	55		CT607 CT607K1 CT607WP1	ALT, AC ALT, AC ALT CA CA, MTR-CODE: TU3M CA, MTR-CODE: TU3M, ⇒01/1993	4PK1028 5PK1020 AVX10X710				
						CT744 CT744K1	CA, MTR-CODE: TU3F CA, MTR-CODE: TU3FM					
						01/88-12/92	K2A		61		CT607 CT607K1	ALT, (AC), ⇒ORG-NO 05283 ALT, (AC), ORG-NO 05284⇒ ALT, (-AC) CA CA
		08/91-12/96	KDZ (TU3M/Z), KDY (TU3FM), KDX (TU3M/Z), KDY (TU3M)	55	1360	CT607 CT607K1 CT607WP1	ALT, AC ALT, AC ALT CA CA, MTR-CODE: TU3M CA, MTR-CODE: TU3M, ⇒01/1993	4PK1028 5PK1020 AVX10X710				
	CT744 CT744K1					CA, MTR-CODE: TU3F CA, MTR-CODE: TU3FM						
	09/88-06/92					K9A (TUD3)	38		1360	CT710 CT710K1	ALT, OE-NO 5750.TX ALT, OE-NO 5750.F5 CA CA	5PK690 AVX10X700
										08/91-12/97	K9Y (TUD3Y)	
	08/94-12/97	VJY (TUD5)	40	1527	CT906 CT906K1 CT906WP1	ALT ALT, PS ONLY WITH VD1085 ⇒ORG-NO 07665, ONLY WITH 0320.P5 ORG-NO 07666⇒ CA CA CA	5PK775 5PK962 MS15 VD1085 VD1085					
			VJZ (TUD5)	43		CT906 CT906K1 CT906WP1	ALT ALT, PS CA CA CA	5PK775 5PK962				
11	01/84-03/91	G11/631	42	1129	CT653 CT659	ALT CA, (LH) CA, (RH)	AVX10X635					
			45	1299	CT653 CT659	ALT CA, (LH) CA, (RH)	AVX10X635					
BERLINGO 1.6	04/08-	NFR (TU5JP4B)	66	1587		ALT, (-AC)	6PK1205					



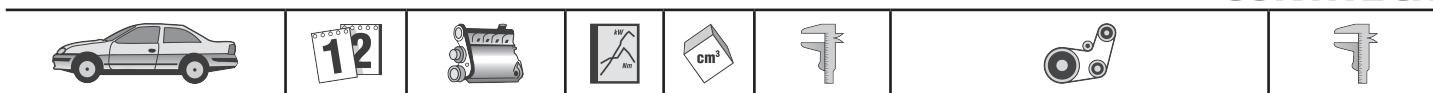
CITROËN

**CITROËN**

BERLINGO

					CT1065 CT1065K3 CT1065WP2	ALT, (AC) CA CA CA	6PK1698
		NFU (TU5JP4)	80			ALT, (-AC) ALT, (AC) MTR-CODE: TU5JP4, (M59) CA CA CA	6PK1205 6PK1698 VD1100
1.6 HDi 110	04/08-	9HZ (DV6TED4)	80	1560		ALT, (-AC) ALT, (AC) ALT, (Valeo), FOR ALT: 150A, OE-NO 5705AS, 5705EY, ALT-No: TG15C020, TG15C028, TG15C053, FOR ALT: 180A, OE-NO 5705AX, 5705EE, ALT-No: FG 18 S 017 ALT, (Valeo), FOR ALT: 150A, OE-NO 5705 AS, 5705 NH, 5705 EY, ALT-No: TG15C118 ALT, (Bosch), FOR ALT: 150A, OE-NO 5705 AS, 5705 NH, 5705 EY, ALT-No: 0 124 525 035 ALT, (Mitsubishi), FOR ALT: 180A, OE-NO 5705AX, 5705EE, ALT-No: A004TJ0084 ALT, (Bosch), FOR ALT: 150A, OE-NO 5705 AS, 5705 NH, 5705 EY, ALT-No: 0 124 525 035 CA CA CA	6PK800 6PK976 AP9013  AP9019 AP9023 AP9040 AP9042 VD1096
	07/10-	9HR (DV6C)	82			ALT, (-AC) ALT, (AC) ALT, (Valeo), FOR ALT: 150A, OE-NO 5705AS, 5705EY, ALT-No: TG15C020, TG15C028, TG15C053, FOR ALT: 180A, OE-NO 5705AX, 5705EE, ALT-No: FG 18 S 017 ALT, (Valeo), FOR ALT: 150A, OE-NO 5705 AS, 5705 NH, 5705 EY, ALT-No: TG15C118 ALT, (Bosch), FOR ALT: 150A, OE-NO 5705 AS, 5705 NH, 5705 EY, ALT-No: 0 124 525 035 ALT, (Bosch), FOR ALT: 150A, ALT-No: 0 124 525 035, OE-NO 5705AS, 5705EY	6PK800 6PK976 AP9013  AP9019 AP9023 AP9042 VD1096
1.6 HDi 75	04/08-	9HT (DV6B TED4), 9HN (DV6ETED), 9HW (DV6ETED)	55	1560		ALT, (-AC) ALT, (AC), ⇨ ORG-NO 10570 ALT, (AC), ORG-NO 10571⇨ ALT, (Valeo), FOR ALT: 150A, OE-NO 5705AS, 5705EY, ALT-No: TG15C020, TG15C028, TG15C053, FOR ALT: 180A, OE-NO 5705AX, 5705EE, ALT-No: FG 18 S 017 ALT, (Valeo), FOR ALT: 150A, OE-NO 5705 AS, 5705 NH, 5705 EY, ALT-No: TG15C118 ALT, (Bosch), FOR ALT: 150A, OE-NO 5705 AS, 5705 NH, 5705 EY, ALT-No: 0 124 525 035 ALT, (Mitsubishi), FOR ALT: 180A, OE-NO 5705AX, 5705EE, ALT-No: A004TJ0084 ALT, (Bosch), FOR ALT: 150A, OE-NO 5705 AS, 5705 NH, 5705 EY, ALT-No: 0 124 525 035 CA CA CA	6PK1360 6PK1705 6PK1710 AP9013  AP9019 AP9023 AP9040 AP9042
1.6 HDi 90	04/08-	9HX (DV6A TED4)	66	1560		ALT, (-AC) ALT, (AC), ⇨ ORG-NO 10570 ALT, (AC), ORG-NO 10571⇨ ALT, (Valeo), FOR ALT: 150A, OE-NO 5705AS, 5705EY, ALT-No: TG15C020, TG15C028, TG15C053, FOR ALT: 180A, OE-NO 5705AX, 5705EE, ALT-No: FG 18 S 017 ALT, (Valeo), FOR ALT: 150A, OE-NO 5705 AS, 5705 NH, 5705 EY, ALT-No: TG15C118 ALT, (Bosch), FOR ALT: 150A, OE-NO 5705	6PK1360 6PK1705 6PK1710 AP9013  AP9019 AP9023





## CITROËN

### BERLINGO

						ALT, (Mitsubishi), FOR ALT: 180A, OE-NO 5705AX, 5705EE, ALT-No: A004TJ0084 ALT, (Bosch), FOR ALT: 150A, OE-NO 5705 AS, 5705 NH, 5705 EY, ALT-No: 0 124 525 035	<b>AP9040</b> <b>AP9042</b> <b>VD1096</b>
					<b>CT1092</b> <b>CT1092K1</b> <b>CT1092WP1</b>	CA CA CA	
	07/10-		68			ALT, (Valeo), FOR ALT: 150A, OE-NO 5705AS, 5705EY, ALT-No: TG15C020, TG15C028, TG15C053, FOR ALT: 180A, OE-NO 5705AX, 5705EE, ALT-No: FG 18 S 017 ALT, (Valeo), FOR ALT: 150A, OE-NO 5705 AS, 5705 NH, 5705 EY, ALT-No: TG15C118 ALT, (Bosch), FOR ALT: 150A, OE-NO 5705 AS, 5705 NH, 5705 EY, ALT-No: 0 124 525 035 ALT, (Bosch), FOR ALT: 150A, OE-NO 5705 AS, 5705 NH, 5705 EY, ALT-No: 0 124 525 035	<b>AP9013</b> <b>AP9019</b> <b>AP9023</b> <b>AP9042</b>
1.6 VTi 120	11/09-	5FS (EP6C)	88	1598		ALT, (Mitsubishi), FOR ALT: 80A, OE-NO 5705 KQ, 5702 J3, ALT-No: A 005 TG 0881ZE, FOR ALT: 120A, OE-NO 5705 KG, 5702 J0, ALT-No: A 003 TG 3691ZE, A 003 TG 5281ZE	<b>AP9018</b>
1.6 VTi 95	07/10-	5FK (EP6CB)	72	1598		ALT, (Mitsubishi), FOR ALT: 120A, OE-NO 5705 KG, 5702 J0, ALT-No: A 003 TG 3691ZE, A 003 TG 5281ZE	<b>AP9018</b>

### BERLINGO (MF)

1.1 i (MFHDZ, MFHFX)	07/96-	HDZ (TU1M), HFX (TU1JP)	44	1124		ALT, (PS) ALT, (AC) PS, AC ALT, (-PS), (-AC) AC, (-PS) PS, (-AC), ORG-NO 09024⇒, 08/2001⇒ PS, (-AC), ⇒ORG-NO 09023, ⇒07/2001 ALT, (-PS), (-AC) (M59), MTR-CODE: TU1JP CA, MTR-CODE: TU1JP, MTR-NO 3762435⇒ CA, MTR-NO 3 762 435⇒ CA, MTR-NO 3 762 435⇒ CA, MTR-CODE: TU1M MTR-CODE: TU1JP, ⇒MTR-NO 3762434 CA, MTR-CODE: TU1M MTR-CODE: TU1JP, ⇒MTR-NO 3 762 434 CA, MTR-CODE: TU1JP, ⇒MTR-NO 3762433 MTR-CODE: TU1M, ⇒ORG-NO 08700	<b>4PK855</b> <b>4PK855</b> <b>5PK1250</b> <b>5PK725</b> <b>5PK805</b> <b>5PK860</b> <b>5PK880</b> <b>AVX10X710</b> <b>VD1100</b>
					<b>CT1066</b> <b>CT1066K1</b> <b>CT1066WP1</b> <b>CT718</b> <b>CT718</b> <b>CT718K1</b> <b>CT718K1</b> <b>CT718WP1</b> <b>CT718WP1</b>		
1.4	11/02-10/05	KFW (TU3JP)	53	1360		ALT, (-AC) ALT, (AC), ⇒ORG-NO 10562 CA CA CA	<b>6PK1453</b> <b>6PK1560</b>
					<b>CT1067</b> <b>CT1067K1</b> <b>CT1067WP1</b>		
1.4 bivalent	11/02-	KFW (TU3JP)	48	1360		ALT, (-AC), MTR-CODE: TU3JP ALT, (AC), ⇒ORG-NO 10562, MTR-CODE: TU3JP ALT, (AC), ORG-NO 10563⇒, MTR-CODE: TU3JP CA CA CA	<b>6PK1453</b> <b>6PK1560</b> <b>6PK1564</b>
					<b>CT1067</b> <b>CT1067K1</b> <b>CT1067WP1</b>		
1.4 i (MFKFX, MFKFW)	07/96-	KFX (TU3JP), KFW (TU3JP)	55	1360		ALT, (PS), (-AC) ALT, (-PS), (AC) ALT, (-PS), (-AC) PS, (-AC), ORG-NO 09024⇒, 08/2001⇒ PS, (-AC), ⇒ORG-NO 09023, ⇒07/2001 ALT, (-AC), MTR-CODE: TU3JP, ORG-NO 09457FL⇒, 09457FV⇒, 11773UZ⇒, 1211077⇒ ALT, (AC), ⇒ORG-NO 10562, MTR-CODE: TU3JP ALT, (AC), ORG-NO 10563⇒, MTR-CODE: TU3JP ALT, (-PS), (-AC) (M59), MTR-CODE: TU3JP	<b>4PK855</b> <b>4PK855</b> <b>5PK725</b> <b>5PK860</b> <b>5PK880</b> <b>6PK1453</b> <b>6PK1560</b> <b>6PK1564</b> <b>AVX10X710</b> <b>VD1100</b>





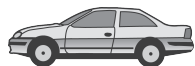
## CITROËN

### BERLINGO (MF)



1.4 i bivalent (MFKFW)	04/03-	KFW (TU3JP)	55	1360	<b>CT1067</b> CA, MTR-NO 3666766⇒ <b>CT1067K1</b> CA, MTR-NO 3666766⇒ <b>CT1067WP1</b> CA, MTR-NO 3666766⇒ <b>CT607</b> CA, ⇒MTR-NO 3666765 <b>CT607K1</b> CA, ⇒MTR-NO 3666765 <b>CT607WP1</b> CA, ⇒MTR-NO 3666765	<b>6PK1453</b> <b>6PK1560</b>  <b>6PK1564</b>	
1.6 16V (MFNFU)	10/00-	NFU (TU5JP4)	80	1587	<b>CT1067</b> CA <b>CT1067K1</b> CA <b>CT1067WP1</b> CA  <b>CT1065</b> CA <b>CT1065K1</b> CA, ⇒MTR-NO 1806404 <b>CT1065K3</b> CA, MTR-NO 1806405⇒ <b>CT1065WP1</b> CA, ⇒MTR-NO 1806404 <b>CT1065WP2</b> CA, MTR-NO 1806405⇒	ALT, (-AC), ⇒10/2002 ALT, (PS), ⇒10/2002 PS, AC, 10/2001⇒, ⇒10/2002 PS, AC, ⇒09/2001 AC, (-PS), ⇒10/2002 PS, (-AC), 08/2001⇒, ⇒10/2002 PS, (-AC), ⇒07/2001 ALT, PS, (-AC), 11/2002⇒ ALT, PS, AC, 11/2002⇒ (M59), MTR-CODE: TU5JP4 CA CA, ⇒MTR-NO 1806404 CA, MTR-NO 1806405⇒ CA, ⇒MTR-NO 1806404 CA, MTR-NO 1806405⇒	<b>4PK800</b> <b>4PK855</b> <b>5PK1219</b> <b>5PK1250</b> <b>5PK805</b> <b>5PK860</b> <b>5PK884</b> <b>6PK1453</b> <b>6PK1560</b> <b>VD1100</b>
1.6 HDI 110	08/05-	9HZ (DV6TED4)	80	1560	<b>CT1092</b> CA <b>CT1092K1</b> CA <b>CT1092WP1</b> CA	<b>6PK1345</b> <b>6PK1352</b> <b>6PK1710</b> <b>AP9013</b>  <b>AP9013</b>  <b>AP9019</b>  <b>AP9023</b>  <b>AP9042</b>	
1.6 HDI 75 (MF9HW)	07/05-	DV6B, 9HW (DV6ETED)	55	1560	<b>CT1092</b> CA <b>CT1092K1</b> CA <b>CT1092WP1</b> CA	<b>6PK1345</b> <b>6PK1352</b> <b>6PK1705</b> <b>6PK1710</b> <b>MS08</b> <b>AP9019</b>  <b>AP9023</b>  <b>AP9042</b>	
1.6 HDI 90 (MF9HX)	07/05-	9HX (DV6A TED4)	66	1560	<b>CT1092</b> CA <b>CT1092K1</b> CA <b>CT1092WP1</b> CA	<b>6PK1345</b> <b>6PK1352</b> <b>6PK1705</b> <b>6PK1710</b> <b>MS08</b> <b>AP9013</b>  <b>AP9013</b>  <b>AP9019</b>  <b>AP9023</b>  <b>AP9042</b>	





## CITROËN

### BERLINGO (MF)

Model	Year	Engine	Power (kW)	Power (hp)	Accessories	Parts	
					124 525 035, OE-NO 5705AS, 5705EY		
					CT1092 CT1092K1 CT1092WP1	CA CA CA	
1.8 D (MFA9A)	07/98-	A9A (XUD7)	43	1769		ALT, PS, (-AC) ALT, AC, (-PS) ALT, PS, AC ALT ONLY WITH VD1086	6PK1110 6PK1165 6PK1740 6PK730 MS01 VD1086
					CT1061 CT1061K2 CT1061WP1	CA CA CA	
1.8 i (MFLFX)	05/97-	LFX (XU7JB)	66	1761		ALT, PS, (-AC) ALT, PS, AC	6PK1080 6PK1660
					CT754 CT754K1 CT754WP1	CA CA CA	
1.8 i 4WD (MFLFX)	04/97-	LFX (XU7JB)	66	1761		ALT, PS, (-AC) ALT, PS, AC	6PK1080 6PK1660
					CT754 CT754K1 CT754WP1	CA CA CA	
1.9 D (MFDJY)	07/96-	D9B (XUD9A/L), DJY (XUD9A)	50	1905		ALT, PS, (-AC) ALT, AC, (-PS) ALT, PS, AC ALT, (-PS), (-AC) VACP ONLY WITH VD1086	6PK1110 6PK1165 6PK1740 6PK730 AVX10X650 MS01 VD1086
					CT1061 CT1061K2 CT1061WP1	CA CA CA	
1.9 D (MFWJZ)	07/98-	WJZ (DW8), WJY (DW8B)	51	1868		(M49), MTR-CODE: DW8, DW8B, ALT, (-PS), (AC) (M49), MTR-CODE: DW8, ALT, (PS), (-AC), ⇒ORG-NO 08399 (M49), MTR-CODE: DW8, ALT, (PS), (-AC), ORG-NO 08400⇒ (M49), (M59), MTR-CODE: DW8B, ALT, (PS), (-AC) (M59), MTR-CODE: DW8B, ALT, (PS), (AC) (M49), MTR-CODE: DW8, ALT, (PS), (AC), ORG-NO 09377⇒ (M49), MTR-CODE: DW8B, ALT, (PS), (AC), ORG-NO 11893⇒ (M49), MTR-CODE: DW8, ALT, (PS), (AC), ⇒ORG-NO 09376 (M49), MTR-CODE: DW8B, ALT, (PS), (AC), ⇒ORG-NO 11892 (M49), MTR-CODE: DW8B, ALT, (PS), (AC), ORG-NO 09154⇒, ⇒ORG-NO 11892 (M49), MTR-CODE: DW8, DW8B, ALT, (-PS), (-AC) ONLY WITH VD1095, MTR-CODE: DW8B MTR-CODE: DW8, ONLY WITH VD1080, ORG-NO 08148⇒ ONLY WITH VD1097, ⇒ORG-NO 08147, MTR-CODE: DW8 ONLY WITH VD1095, MTR-CODE: DW8 ONLY WITH VD1097, ORG-NO 08148⇒, MTR-CODE: DW8 ALT, (Valeo), FOR ALT: 80A, OE-NO 5702 HO, 5702 NA, ALT-No: TG9B026, TG9B044 ALT, (Valeo), FOR ALT: 150A, OE-NO 5705 AS, 5705 NH, 5705 EY, ALT-No: TG15C118 ALT, (Bosch), FOR ALT: 150A, OE-NO 5705 AS, 5705 NH, 5705 EY, ALT-No: 0 124 525 035 ALT, (Bosch), FOR ALT: 150A, OE-NO 5705 AS, 5705 NH, 5705 EY, ALT-No: 0 124 525 035 (AC), ORG-NO 09377⇒, ⇒ORG-NO 10897, MTR-CODE: DW8 (AC), ORG-NO 09154⇒, ⇒ORG-NO 11892, MTR-CODE: DW8B (AC), (M59), ⇒ORG-NO 10177 (AC), ORG-NO 10898⇒, MTR-CODE: DW8	6PK1045 6PK1390 6PK1440 6PK1440 6PK1680 6PK1698 6PK1698 6PK1750 6PK1750 6PK1750D2 6PK869 MS01 MS02 MS12 MS12 MS14 AP9013 AP9019 AP9023 AP9042 VD1080 VD1080 VD1080 VD1080

CITROËN





CITROËN

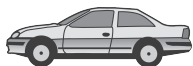
**CITROËN**

BERLINGO (MF)



					(AC), ORG-NO 11893⇒, MTR-CODE: DW8B (AC), (M59), ORG-NO 10178⇒, MTR-CODE: DW8B ⇒ORG-NO 09153, MTR-CODE: DW8, DW8B (-AC), ORG-NO 09154⇒, ⇒ORG-NO 09858, MTR-CODE: DW8 (AC), ORG-NO 09154⇒, ⇒ORG-NO 09376, MTR-CODE: DW8 (-AC), ORG-NO 09154⇒, ⇒ORG-NO 11892, MTR-CODE: DW8B (-AC), (M59), ⇒ORG-NO 09904, MTR-CODE: DW8B	<b>VD1095</b> <b>VD1095</b> <b>VD1097</b> <b>VD1097</b> <b>VD1097</b> <b>VD1097</b> <b>VD1097</b>
				<b>CT986</b> <b>CT986K2</b> <b>CT986WP2</b>	CA CA CA, MTR-CODE: DW8	
1.9 D 4WD (MFWJZ)	07/98-	WJZ (DW8), WJY (DW8B)	51	1868	(M49), MTR-CODE: DW8, DW8B, ALT, (-PS), (AC) (M49), MTR-CODE: DW8, ALT, (PS), (-AC), ⇒ORG-NO 08399 (M49), MTR-CODE: DW8, ALT, (PS), (-AC), ORG-NO 08400⇒ (M49), (M59), MTR-CODE: DW8B, ALT, (PS), (-AC) (M59), MTR-CODE: DW8B, ALT, (PS), (AC) (M49), MTR-CODE: DW8, ALT, (PS), (AC), ORG-NO 09377⇒ (M49), MTR-CODE: DW8B, ALT, (PS), (AC), ORG-NO 11893⇒ (M49), MTR-CODE: DW8, ALT, (PS), (AC), ⇒ORG-NO 09376 (M49), MTR-CODE: DW8B, ALT, (PS), (AC), ⇒ORG-NO 11892 (M49), MTR-CODE: DW8B, ALT, (PS), (AC), ORG-NO 09377⇒, ⇒ORG-NO 10897 (M49), MTR-CODE: DW8, DW8B, ALT, (-PS), (-AC) ONLY WITH VD1080 ONLY WITH VD1097, ⇒ORG-NO 08147 ONLY WITH VD1095 ONLY WITH VD1097, ORG-NO 08148⇒ ALT, (Valeo), FOR ALT: 80A, OE-NO 5702 HO, 5702 NA, ALT-No: TG9B026, TG9B044 ALT, (Valeo), FOR ALT: 150A, OE-NO 5705 AS, 5705 NH, 5705 EY, ALT-No: TG15C118 ALT, (Bosch), FOR ALT: 150A, OE-NO 5705 AS, 5705 NH, 5705 EY, ALT-No: 0 124 525 035 ALT, (Bosch), FOR ALT: 150A, OE-NO 5705 AS, 5705 NH, 5705 EY, ALT-No: 0 124 525 035 (AC), ORG-NO 09377⇒, ⇒ORG-NO 10897, MTR-CODE: DW8 (AC), ORG-NO 09154⇒, ⇒ORG-NO 11892, MTR-CODE: DW8B (AC), (M59), ⇒ORG-NO 10177 (AC), ORG-NO 10898⇒, MTR-CODE: DW8 (AC), ORG-NO 11893⇒, MTR-CODE: DW8B (AC), (M59), ORG-NO 10178⇒, MTR-CODE: DW8B ⇒ORG-NO 09153, MTR-CODE: DW8, DW8B (-AC), ORG-NO 09154⇒, ⇒ORG-NO 09858, MTR-CODE: DW8 (AC), ORG-NO 09154⇒, ⇒ORG-NO 09376, MTR-CODE: DW8 (-AC), ORG-NO 09154⇒, ⇒ORG-NO 11892, MTR-CODE: DW8B (-AC), (M59), ⇒ORG-NO 09904, MTR-CODE: DW8B	<b>6PK1045</b> <b>6PK1390</b> <b>6PK1440</b> <b>6PK1440</b> <b>6PK1680</b> <b>6PK1698</b> <b>6PK1698</b> <b>6PK1750</b> <b>6PK1750</b> <b>6PK1750D2</b> <b>6PK869</b> <b>MS01</b> <b>MS12</b> <b>MS12</b> <b>MS14</b> <b>AP9013</b> <b>AP9019</b> <b>AP9023</b> <b>AP9042</b> <b>VD1080</b> <b>VD1080</b> <b>VD1080</b> <b>VD1095</b> <b>VD1095</b> <b>VD1095</b> <b>VD1097</b> <b>VD1097</b> <b>VD1097</b> <b>VD1097</b> <b>VD1097</b>
				<b>CT986</b> <b>CT986K2</b> <b>CT986WP2</b>	CA CA CA, MTR-CODE: DW8	
2.0 HDi 4x4 (MFRHY)	11/02-10/05	RHY (DW10TD)	66	1997	ALT, (-AC) ALT, (AC) ALT, (Valeo), FOR ALT: 150A, OE-NO 5705	<b>6PK1468</b> <b>6PK1740</b> <b>AP9019</b>





# CITROËN

## BERLINGO (MF)

						AS, 5705 NH, 5705 EY, ALT-No: TG15C118 ALT, (Bosch), FOR ALT: 150A, OE-NO 5705 AS, 5705 NH, 5705 EY, ALT-No: 0 124 525 035 ALT, (Bosch), FOR ALT: 150A, OE-NO 5705 AS, 5705 NH, 5705 EY, ALT-No: 0 124 525 035 CA CA CA	<b>AP9023</b> <b>AP9042</b>
2.0 HDI 90 (MFRHY)	12/99-	RHY (DW10TD)	66	1997	<b>CT987</b> <b>CT987K2</b> <b>CT987WP2</b>	ALT, (-AC), (M49), (M59) ALT, (-AC), (M49), (M59) ALT, (AC), (M59), 11/2002⇒ ALT, (AC), (M59), 11/2002⇒, ⇒09/2004, ⇒ORG-NO 10179 ALT, (AC), (M49), ⇒10/2002 ALT, (AC), (M49), ⇒10/2002 ONLY WITH VD1080 ALT, (Valeo), FOR ALT: 150A, OE-NO 5705 AS, 5705 NH, 5705 EY, ALT-No: TG15C118 ALT, (Bosch), FOR ALT: 150A, OE-NO 5705 AS, 5705 NH, 5705 EY, ALT-No: 0 124 525 035 ALT, OE-NO 5705 4F, 5705 GC, (Valeo), (Mitsubishi), FOR ALT: 150A ALT, (Bosch), FOR ALT: 150A, OE-NO 5705 AS, 5705 NH, 5705 EY, ALT-No: 0 124 525 035 VD1080 CA CA, ⇒ORG-NO 08735 CA, ORG-NO 08736⇒ CA, ⇒ORG-NO 08735 CA, ORG-NO 08736⇒	<b>6PK1468</b> <b>6PK1468D1</b> <b>6PK1740</b> <b>6PK1740D1</b> <b>6PK1750</b> <b>6PK1750D2</b> <b>MS02</b> <b>AP9019</b> <b>AP9023</b> <b>AP9038</b> <b>AP9042</b>

## BERLINGO Kasten

1.6	04/08-	NFR (TU5JP4B)	66	1587	<b>CT1065</b> <b>CT1065K3</b> <b>CT1065WP2</b>	ALT, (-AC) ALT, (AC) CA CA CA	<b>6PK1205</b> <b>6PK1698</b>
		NFU (TU5JP4)	80		<b>CT1065</b> <b>CT1065K3</b> <b>CT1065WP2</b>	ALT, (-AC) ALT, (AC) CA CA CA	<b>6PK1205</b> <b>6PK1698</b>
1.6 HDi 110	07/10-	9HR (DV6C)	82	1560		ALT, (Valeo), FOR ALT: 150A, OE-NO 5705 AS, 5705 NH, 5705 EY, ALT-No: TG 15 C 020, TG 15 C 053, TG 15 C 028, FOR ALT: 180A, OE-NO 5705 AX, 5705 EE, ALT-No: FG 18 S 048, FG 18 S 017, MTR-CODE: DV6TED4	<b>AP9013</b>
	04/08-	9HZ (DV6TED4)	80		<b>CT1092</b> <b>CT1092K1</b> <b>CT1092WP1</b>	ALT, (-AC) ALT, (AC) ALT, (Valeo), FOR ALT: 150A, OE-NO 5705AS, 5705EY, ALT-No: TG15C020, TG15C028, TG15C053, FOR ALT: 180A, OE-NO 5705AX, 5705EE, ALT-No: FG 18 S 017 ALT, (Valeo), FOR ALT: 150A, OE-NO 5705 AS, 5705 NH, 5705 EY, ALT-No: TG15C118 ALT, (Bosch), FOR ALT: 150A, OE-NO 5705 AS, 5705 NH, 5705 EY, ALT-No: 0 124 525 035 ALT, (Mitsubishi), FOR ALT: 180A, OE-NO 5705AX, 5705EE, ALT-No: A004TJ0084 ALT, (Bosch), FOR ALT: 150A, OE-NO 5705 AS, 5705 NH, 5705 EY, ALT-No: 0 124 525 035 CA CA CA	<b>6PK800</b> <b>6PK976</b> <b>AP9013</b> <b>AP9019</b> <b>AP9023</b> <b>AP9040</b> <b>AP9042</b>
1.6 HDi 75	04/08-	9HT (DV6BU TED4), 9HN (DV6ETED), 9HW (DV6ETED)	55	1560		ALT, (-AC) ALT, (AC), ⇒ORG-NO 10570 ALT, (AC), ORG-NO 10571⇒ ALT, (Valeo), FOR ALT: 150A, OE-NO 5705AS, 5705EY, ALT-No: TG15C020, TG15C028, TG15C053, FOR ALT: 180A, OE-NO 5705AX, 5705EE, ALT-No: FG 18	<b>6PK1360</b> <b>6PK1705</b> <b>6PK1710</b> <b>AP9013</b>





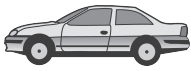
## CITROËN

### BERLINGO Kasten



						ALT, (Valeo), FOR ALT: 150A, OE-NO 5705 AS, 5705 NH, 5705 EY, ALT-No: TG15C118 ALT, (Bosch), FOR ALT: 150A, OE-NO 5705 AS, 5705 NH, 5705 EY, ALT-No: 0 124 525 035 ALT, (Mitsubishi), FOR ALT: 180A, OE-NO 5705AX, 5705EE, ALT-No: A004TJ0084 ALT, (Bosch), FOR ALT: 150A, OE-NO 5705 AS, 5705 NH, 5705 EY, ALT-No: 0 124 525 035 CA CA CA	<b>AP9019</b> <b>AP9023</b> <b>AP9040</b> <b>AP9042</b>
1.6 HDi 90	07/10-	9HX (DV6A TED4), 9HP (DV6DTED)	68	1560	<b>CT1092</b> <b>CT1092K1</b> <b>CT1092WP1</b>	ALT, (Valeo), FOR ALT: 150A, OE-NO 5705 AS, 5705 NH, 5705 EY, ALT-No: TG 15 C 020, TG 15 C 053, TG 15 C 028, FOR ALT: 180A, OE-NO 5705 AX, 5705 EE, ALT-No: FG 18 S 017, FG 18 S 048, MTR-CODE: DV6TED4	<b>AP9013</b>
	04/08-	9HX (DV6A TED4)	66		<b>CT1092</b> <b>CT1092K1</b> <b>CT1092WP1</b>	ALT, (-AC), ⇒ORG-NO 10570 ALT, (-AC), ORG-NO 10571⇒ ALT, (AC), ⇒ORG-NO 10570 ALT, (AC), ORG-NO 10571⇒ ALT, (Valeo), FOR ALT: 150A, OE-NO 5705AS, 5705EY, ALT-No: TG15C020, TG15C028, TG15C053, FOR ALT: 180A, OE-NO 5705AX, 5705EE, ALT-No: FG 18 S 017 ALT, (Valeo), FOR ALT: 150A, OE-NO 5705 AS, 5705 NH, 5705 EY, ALT-No: TG15C118 ALT, (Bosch), FOR ALT: 150A, OE-NO 5705 AS, 5705 NH, 5705 EY, ALT-No: 0 124 525 035 ALT, (Mitsubishi), FOR ALT: 180A, OE-NO 5705AX, 5705EE, ALT-No: A004TJ0084 ALT, (Bosch), FOR ALT: 150A, OE-NO 5705 AS, 5705 NH, 5705 EY, ALT-No: 0 124 525 035 CA CA CA	<b>6PK1345</b> <b>6PK1352</b> <b>6PK1705</b> <b>6PK1710</b> <b>AP9013</b> <b>AP9019</b> <b>AP9023</b> <b>AP9040</b> <b>AP9042</b>
1.6 VTi 95	07/10-	5FK (EP6CB)	72	1598		ALT, (Mitsubishi), FOR ALT: 120A, OE-NO 5705 KG, 5702 J0, ALT-No: A 003 TG 3691ZE, A 003 TG 5281ZE	<b>AP9018</b>
<b>BERLINGO Kasten (M_)</b>							
1.1 i (MAHDZ, MBHDZ, MBHFX)	07/96-	HDZ (TU1M), HFX (TU1JP)	44	1124	<b>CT1066</b> <b>CT1066K1</b> <b>CT718</b> <b>CT718</b> <b>CT718K1</b> <b>CT718K1</b> <b>CT718WP1</b> <b>CT718WP1</b>	ALT, (PS) ALT, (AC) PS, AC ALT, (-PS), (-AC) AC, (-PS) PS, (-AC), ORG-NO 09024⇒, 08/2001⇒ PS, (-AC), ⇒ORG-NO 09023, ⇒07/2001 ALT, (-PS), (-AC) CA, MTR-CODE: TU1JP, MTR-NO 3762435⇒ CA, MTR-NO 3 762 435⇒ CA, MTR-CODE: TU1M MTR-CODE: TU1JP, ⇒MTR-NO 3762434 CA, MTR-CODE: TU1M MTR-CODE: TU1JP, ⇒MTR-NO 3 762 434 CA, MTR-CODE: TU1JP, ⇒MTR-NO 3762433 MTR-CODE: TU1M, ⇒ORG-NO 08700	<b>4PK855</b> <b>4PK855</b> <b>5PK1250</b> <b>5PK725</b> <b>5PK805</b> <b>5PK860</b> <b>5PK880</b> <b>AVX10X710</b>
1.4 bivalent	11/02-	KFW (TU3JP)	48	1360	<b>CT1067</b> <b>CT1067K1</b> <b>CT1067WP1</b>	ALT, (-AC), MTR-CODE: TU3JP ALT, (AC), ⇒ORG-NO 10562, MTR-CODE: TU3JP ALT, (AC), ORG-NO 10563⇒, MTR-CODE: TU3JP CA CA CA	<b>6PK1453</b> <b>6PK1560</b> <b>6PK1564</b>
1.4 i (MBKFX, MBKFW)	07/96-	KFX (TU3JP), KFW (TU3JP)	55	1360		ALT, (PS) ALT, (AC) PS, AC ALT, (-PS), (-AC) AC, (-PS) PS, (-AC), ORG-NO 09024⇒, 08/2001⇒ PS, (-AC), ⇒ORG-NO 09023, ⇒07/2001	<b>4PK855</b> <b>4PK855</b> <b>5PK1250</b> <b>5PK725</b> <b>5PK805</b> <b>5PK860</b> <b>5PK880</b>





## CITROËN

### BERLINGO Kasten (M\_)

					<b>CT1067</b> <b>CT1067K1</b> <b>CT1067WP1</b> <b>CT607</b> <b>CT607K1</b> <b>CT607WP1</b>	ALT, (-PS), (-AC) (M59), MTR-CODE: TU3JP CA, MTR-NO 3666766⇒ CA, MTR-NO 3666766⇒ CA, MTR-NO 3666766⇒ CA, ⇒MTR-NO 3666765 CA, ⇒MTR-NO 3666765	<b>AVX10X710</b> <b>VD1100</b>
1.4 i bivalent (MBKFW)	04/03-	KFW (TU3JP)	55	1360	<b>CT1067</b> <b>CT1067K1</b> <b>CT1067WP1</b>	ALT, (-AC), MTR-CODE: TU3JP ALT, (AC), ⇒ORG-NO 10562, MTR-CODE: TU3JP ALT, (AC), ORG-NO 10563⇒, MTR-CODE: TU3JP	<b>6PK1453</b> <b>6PK1560</b> <b>6PK1564</b>
1.6 16V (MBNFU)	10/00-	NFU (TU5JP4)	80	1587	<b>CT1065</b> <b>CT1065K1</b> <b>CT1065K3</b> <b>CT1065WP1</b> <b>CT1065WP2</b>	ALT, (-PS), ⇒10/2002 ALT, (PS), ⇒10/2002 PS, AC, 10/2001⇒, ⇒10/2002 PS, AC, ⇒09/2001 AC, (-PS), ⇒10/2002 PS, (-AC), 08/2001⇒, ⇒10/2002 PS, (-AC), ⇒07/2001 ALT, PS, (-AC), 11/2002⇒ ALT, (AC), 11/2002⇒, ⇒ORG-NO 10562 ALT, (AC), 11/2002⇒, ORG-NO 10563⇒ (M59), MTR-CODE: TU5JP4 CA CA, ⇒MTR-NO 1806404 CA, MTR-NO 1806405⇒ CA, ⇒MTR-NO 1806404 CA, MTR-NO 1806405⇒	<b>4PK800</b> <b>4PK855</b> <b>5PK1219</b> <b>5PK1250</b> <b>5PK805</b> <b>5PK860</b> <b>5PK884</b> <b>6PK1453</b> <b>6PK1560</b> <b>6PK1564</b> <b>VD1100</b>
1.6 HDI 75 (MB9HW)	07/05-	DV6B, 9HW (DV6ETED)	55	1560	<b>CT1092</b> <b>CT1092K1</b> <b>CT1092WP1</b>	ALT, (-AC), ⇒ORG-NO 10570 ALT, (-AC), ORG-NO 10571⇒ ALT, AC, ⇒ORG-NO 10570 ALT, AC, ORG-NO 10571⇒ ONLY WITH VD1096 ALT, (Valeo), FOR ALT: 180A, OE-NO 5705AX, 5705EE, ALT-No: FG 18 S 017 ALT, (Valeo), FOR ALT: 150A, OE-NO 5702H4, 5705AS, 5705EY, ALT-No: TG15C020, TG15C028, TG15C053 ALT, (Valeo), FOR ALT: 150A, OE-NO 5705 AS, 5705 NH, 5705 EY, ALT-No: TG15C118 ALT, (Bosch), FOR ALT: 150A, OE-NO 5705 AS, 5705 NH, 5705 EY, ALT-No: 0 124 525 035 ALT, (Bosch), FOR ALT: 150A, ALT-No: 0 124 525 035, OE-NO 5705AS, 5705EY	<b>6PK1345</b> <b>6PK1352</b> <b>6PK1705</b> <b>6PK1710</b> <b>MS08</b> <b>AP9013</b> <b>AP9013</b> <b>AP9019</b> <b>AP9023</b> <b>AP9042</b>
1.6 HDI 90 (MB9HX, MC9HX)	07/05-	9HX (DV6A TED4)	66	1560	<b>CT1092</b> <b>CT1092K1</b> <b>CT1092WP1</b>	ALT, (-AC), ⇒ORG-NO 10570 ALT, (-AC), ORG-NO 10571⇒ ALT, (AC) ALT, (Valeo), FOR ALT: 180A, OE-NO 5705AX, 5705EE, ALT-No: FG 18 S 017 ALT, (Valeo), FOR ALT: 150A, OE-NO 5702H4, 5705AS, 5705EY, ALT-No: TG15C020, TG15C028, TG15C053 ALT, (Valeo), FOR ALT: 150A, OE-NO 5705 AS, 5705 NH, 5705 EY, ALT-No: TG15C118 ALT, (Bosch), FOR ALT: 150A, OE-NO 5705 AS, 5705 NH, 5705 EY, ALT-No: 0 124 525 035 ALT, (Bosch), FOR ALT: 150A, ALT-No: 0 124 525 035, OE-NO 5705AS, 5705EY	<b>6PK1345</b> <b>6PK1352</b> <b>6PK1710</b> <b>AP9013</b> <b>AP9013</b> <b>AP9019</b> <b>AP9023</b> <b>AP9042</b>
1.8 D (MBA9A, MCA9A)	07/96-	A9A (XUD7)	43	1769	<b>CT1061</b> <b>CT1061K2</b>	ALT, PS, (-AC) ALT, AC, (-PS) ALT, PS, AC ALT ONLY WITH VD1086 CA CA	<b>6PK1110</b> <b>6PK1165</b> <b>6PK1740</b> <b>6PK730</b> <b>MS01</b> <b>VD1086</b>

CITROËN



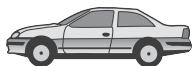
CITROËN

## CITROËN

### BERLINGO Kasten (M\_)

Engine	Year	Model	Capacity	Volume	Part Number	Notes	Accessories
1.8 i	08/99-10/02	LFX (XU7JB)	66	1761	CT1061WP1	CA	6PK1080 6PK1660
1.9 D (MBDJY)	07/96-	DJY (XUD9A)	51	1905	CT754 CT754K1 CT754WP1	CA	6PK1110 6PK1165 6PK1740 6PK730 AVX10X650 MS01 VD1086
1.9 D 70 (MBWJZ, MCWJZ)	04/99-	WJZ (DW8), WJY (DW8B)	51	1868	CT1061 CT1061K2 CT1061WP1	CA	6PK1045 6PK1390 6PK1440 6PK1440 6PK1680 6PK1698 6PK1698 6PK1750 6PK1750 6PK1750D2 6PK869 MS01 MS12 MS12 MS14 AP9013 AP9019 AP9023 AP9042 VD1080 VD1080 VD1080 VD1095 VD1095 VD1095 VD1097 VD1097 VD1097 VD1097 VD1097 VD1097
1.9 D 70 4WD (MBWJZ, MCWJZ)	07/98-	WJZ (DW8), WJY (DW8B)	51	1868	CT986 CT986K2 CT986WP2	CA	6PK1045 6PK1390





## CITROËN

BERLINGO Kasten (M\_)

					<p>(M49), MTR-CODE: DW8, ALT, (PS), (-AC), ORG-NO 08400⇒ <b>6PK1440</b></p> <p>(M49), (M59), MTR-CODE: DW8B, ALT, (PS), (-AC) <b>6PK1440</b></p> <p>(M59), MTR-CODE: DW8B, ALT, (PS), (AC) <b>6PK1680</b></p> <p>(M49), MTR-CODE: DW8, ALT, (PS), (AC), ORG-NO 09377⇒ <b>6PK1698</b></p> <p>(M49), MTR-CODE: DW8B, ALT, (PS), (AC), ORG-NO 11893⇒ <b>6PK1698</b></p> <p>(M49), MTR-CODE: DW8, ALT, (PS), (AC), ⇒ORG-NO 09376 <b>6PK1750</b></p> <p>(M49), MTR-CODE: DW8B, ALT, (PS), (AC), ⇒ORG-NO 11892 <b>6PK1750</b></p> <p>(M49), MTR-CODE: DW8B, ALT, (PS), (AC), ORG-NO 09377⇒, ⇒ORG-NO 10897 <b>6PK1750D2</b></p> <p>(M49), MTR-CODE: DW8, DW8B, ALT, (-PS), (-AC) <b>6PK869</b></p> <p>ONLY WITH VD1080 <b>MS01</b></p> <p>ONLY WITH VD1097, ⇒ORG-NO 08147 <b>MS12</b></p> <p>ONLY WITH VD1095 <b>MS12</b></p> <p>ONLY WITH VD1097, ORG-NO 08148⇒ <b>MS14</b></p> <p>ALT, (Valeo), FOR ALT: 80A, OE-NO 5702 HO, 5702 NA, ALT-No: TG9B026, TG9B044 <b>AP9013</b></p> <p>ALT, (Valeo), FOR ALT: 150A, OE-NO 5705 AS, 5705 NH, 5705 EY, ALT-No: TG15C118 <b>AP9019</b></p> <p>ALT, (Bosch), FOR ALT: 150A, OE-NO 5705 AS, 5705 NH, 5705 EY, ALT-No: 0 124 525 035 <b>AP9023</b></p> <p>ALT, (Bosch), FOR ALT: 150A, OE-NO 5705 AS, 5705 NH, 5705 EY, ALT-No: 0 124 525 035 <b>AP9042</b></p> <p>(AC), ORG-NO 09377⇒, ⇒ORG-NO 10897, MTR-CODE: DW8 <b>VD1080</b></p> <p>(AC), ORG-NO 09154⇒, ⇒ORG-NO 11892, MTR-CODE: DW8B <b>VD1080</b></p> <p>(AC), (M59), ⇒ORG-NO 10177 <b>VD1080</b></p> <p>(AC), ORG-NO 10898⇒, MTR-CODE: DW8 <b>VD1095</b></p> <p>(AC), ORG-NO 11893⇒, MTR-CODE: DW8B <b>VD1095</b></p> <p>(AC), (M59), ORG-NO 10178⇒, MTR-CODE: DW8B <b>VD1095</b></p> <p>⇒ORG-NO 09153, MTR-CODE: DW8, DW8B <b>VD1097</b></p> <p>(-AC), ORG-NO 09154⇒, ⇒ORG-NO 09858, MTR-CODE: DW8 <b>VD1097</b></p> <p>(AC), ORG-NO 09154⇒, ⇒ORG-NO 09376, MTR-CODE: DW8 <b>VD1097</b></p> <p>(-AC), ORG-NO 09154⇒, ⇒ORG-NO 11892, MTR-CODE: DW8B <b>VD1097</b></p> <p>(-AC), (M59), ⇒ORG-NO 09904, MTR-CODE: DW8B <b>VD1097</b></p>
					<p><b>CT986</b> CA</p> <p><b>CT986K2</b> CA</p> <p><b>CT986WP2</b> CA, MTR-CODE: DW8</p>
2.0 HDI 90 (MBRHY, MCRHY)	12/99-	RHY (DW10TD)	66	1997	<p>(M49), ALT, (-AC) <b>6PK1468</b></p> <p>(M59), ALT, (-AC) <b>6PK1468</b></p> <p>(M49), ALT, (-AC) <b>6PK1468D1</b></p> <p>(M59), ALT, (-AC), ⇒ORG-NO 10179 <b>6PK1468D1</b></p> <p>(M59), MODEL '03⇒, ALT, (AC) <b>6PK1740</b></p> <p>(M59), MODEL '03⇒, ALT, (AC), ⇒ORG-NO 10179 <b>6PK1740D1</b></p> <p>(M49), ⇒MODEL '02, ALT, (AC) <b>6PK1750</b></p> <p>(M49), ⇒MODEL '02, ALT, (AC) <b>6PK1750D2</b></p> <p>ALT, (Valeo), FOR ALT: 150A, OE-NO 5705 AS, 5705 NH, 5705 EY, ALT-No: TG15C118 <b>AP9019</b></p> <p>ALT, (Bosch), FOR ALT: 150A, OE-NO 5705 AS, 5705 NH, 5705 EY, ALT-No: 0 124 525 035 <b>AP9023</b></p> <p>ALT, (Bosch), FOR ALT: 150A, OE-NO 5705 AS, 5705 NH, 5705 EY, ALT-No: 0 124 525 035 <b>AP9042</b></p> <p><b>VD1080</b></p>
					<p><b>CT987</b> CA</p> <p><b>CT987K1</b> CA, ⇒ORG-NO 08735</p> <p><b>CT987K2</b> CA, ORG-NO 08736⇒</p> <p><b>CT987WP1</b> CA, ⇒ORG-NO 08735</p> <p><b>CT987WP2</b> CA, ORG-NO 08736⇒</p>
2.0 HDI 90 4WD (MB)	11/00-	RHY (DW10TD)	66	1997	<p>ALT, (-AC) <b>6PK1468</b></p>



## CITROËN

BERLINGO Kasten (M\_)  
↔ RHY, MCRHY)

						(M49), ALT, (-AC) (M59), ALT, (-AC), ⇒ORG-NO 10179 ALT, (AC), (M59), MODEL '03⇒ (M59), MODEL '03⇒, ALT, (AC), ⇒ORG-NO 10179 ALT, (AC), (M49), ⇒MODEL '02 (M49), ⇒MODEL '02, ALT, (AC) ALT, (Valeo), FOR ALT: 150A, OE-NO 5705 AS, 5705 NH, 5705 EY, ALT-No: TG15C118 ALT, (Bosch), FOR ALT: 150A, OE-NO 5705 AS, 5705 NH, 5705 EY, ALT-No: 0 124 525 035 ALT, (Bosch), FOR ALT: 150A, OE-NO 5705 AS, 5705 NH, 5705 EY, ALT-No: 0 124 525 035	6PK1468D1 6PK1468D1 6PK1740 6PK1740D1  6PK1750 6PK1750D2 AP9019  AP9023  AP9042  VD1080
					CT987 CT987K1 CT987K2 CT987WP1 CT987WP2	CA CA, ⇒ORG-NO 08735 CA, ORG-NO 08736⇒ CA, ⇒ORG-NO 08735 CA, ORG-NO 08736⇒	
BX (XB-)							
1.6	01/87-01/92	B6D, B6E	85	1580		ALT, (AC) ALT, (-AC) HYDP CA CA	4PK1245 4PK954 AVX10X800
					CT525 CT525K1		
1.8 D	10/85-09/93	161 (XUD7)	44	1769		ALT, AC, ORG-NO 4071⇒, ⇒ORG-NO 4356 ALT ALT, AC, ORG-NO 4357⇒ ALT, (AUTOM) ALT, AC, ⇒ORG-NO 3857 HYDP VACP ONLY WITH VD1086 (AUTOM) CA CA	4PK1230  4PK698 5PK1230 5PK710 5PK975 AVX10X625 AVX10X650 MS01 VD1086
					CT1061 CT1061K1		
11	10/88-06/92	HDZ (TU1M)	40	1124		HYDP ALT, ORG-NO 4206⇒ CA CA CA, ORG-NO 4193⇒	AVX10X775 AVX10X800
					CT718 CT718K1 CT718WP1		
	10/86-06/92	H1A	42			VACP, 05/1988⇒ VACP, ⇒05/1988 ALT, 05/1988⇒ ALT, ⇒05/1988 CA CA CA CA, ORG-NO 4193⇒	AVX10X710 AVX10X775 AVX10X800 AVX10X913
					CT718 CT718K1 CT718WP1		
14	01/89-02/93	KDZ (TU3M/Z), KDY (TU3M)	55	1360		HYDP, ORG-NO 04193⇒ HYDP, ⇒ORG-NO 04192 ALT, ORG-NO 04193⇒ ALT, ⇒ORG-NO 04192 CA, ORG-NO 04193⇒, ⇒ORG-NO 05439 CA, ORG-NO 04193⇒, ⇒ORG-NO 05439 CA, ORG-NO 04193⇒, ⇒ORG-NO 05439 CA, ORG-NO 05440⇒ CA, ORG-NO 05440⇒	AVX10X710 AVX10X775 AVX10X800 AVX10X910
					CT607 CT607K1 CT607WP1 CT744 CT744K1		
	01/89-12/89	K1H (TU3A)	47			HYDP, ORG-NO 04193⇒ HYDP, ⇒ORG-NO 04192 ALT, ORG-NO 04193⇒ ALT, ⇒ORG-NO 04192 CA, ORG-NO 04193⇒, ⇒ORG-NO 05439 CA, ORG-NO 04193⇒, ⇒ORG-NO 05439 CA, ORG-NO 04193⇒, ⇒ORG-NO 05439 CA, ORG-NO 04193⇒, ⇒ORG-NO 05439 CA, ORG-NO 05440⇒ CA, ORG-NO 05440⇒	AVX10X710 AVX10X775 AVX10X800 AVX10X910
					CT607 CT607K1 CT607WP1 CT744 CT744K1		
14 E	10/82-06/88	150A	45	1360		HYDP, ORG-NO 04193⇒ HYDP, ⇒ORG-NO 04192 ALT, ORG-NO 04193⇒ ALT, ⇒ORG-NO 04192 CA, ORG-NO 04193⇒, ⇒ORG-NO 05439 CA, ORG-NO 04193⇒, ⇒ORG-NO 05439 CA, ORG-NO 05440⇒ CA, ORG-NO 05440⇒	AVX10X710 AVX10X775 AVX10X800 AVX10X910
					CT607 CT607K1 CT744 CT744K1		
	09/85-02/93	150F	49			HYDP, ORG-NO 04193⇒	AVX10X710





## CITROËN

BX (XB-)

						HYDP, ⇒ORG-NO 04192 ALT, ORG-NO 04193⇒ ALT, ⇒ORG-NO 04192 CA, ORG-NO 04193⇒, ⇒ORG-NO 05439 <b>CT607</b> <b>CT607K1</b> <b>CT607WP1</b> <b>CT744</b> <b>CT744K1</b>	AVX10X775 AVX10X800 AVX10X910
	04/83-07/89	150C, K1G	52			HYDP, ORG-NO 04193⇒ HYDP, ⇒ORG-NO 04192 ALT, ORG-NO 04193⇒ ALT, ⇒ORG-NO 04192 CA, ORG-NO 04193⇒, ⇒ORG-NO 05439 <b>CT607</b> <b>CT607K1</b> <b>CT744</b> <b>CT744K1</b>	AVX10X710 AVX10X775 AVX10X800 AVX10X910
	04/83-02/93	150C	53			HYDP, ORG-NO 04193⇒ HYDP, ⇒ORG-NO 04192 ALT, ORG-NO 04193⇒ ALT, ⇒ORG-NO 04192 CA, ORG-NO 04193⇒, ⇒ORG-NO 05439 <b>CT607</b> <b>CT607K1</b> <b>CT607WP1</b> <b>CT744</b> <b>CT744K1</b>	AVX10X710 AVX10X775 AVX10X800 AVX10X910
	10/85-05/89		59			HYDP, ORG-NO 04193⇒ HYDP, ⇒ORG-NO 04192 ALT, ORG-NO 04193⇒ ALT, ⇒ORG-NO 04192 CA, ORG-NO 04193⇒, ⇒ORG-NO 05439 <b>CT607</b> <b>CT607K1</b> <b>CT744</b> <b>CT744K1</b>	AVX10X710 AVX10X775 AVX10X800 AVX10X910
15	10/87-05/92	B1E (XU51C)	59	1580		<b>CT525</b> <b>CT525K1</b> CA CA	
16	01/87-02/93	B1E (XU51C)	53	1580		ALT, (AC) ALT, (-AC) HYDP <b>CT525</b> <b>CT525K1</b> <b>CT754</b> <b>CT754K1</b> <b>CT754WP1</b>	4PK1245 4PK954 AVX10X800
	07/85-02/93	171D	64			ALT, AC ALT HYDP <b>CT525</b> <b>CT525K1</b> <b>CT754</b> <b>CT754K1</b> <b>CT754WP1</b>	4PK1245 4PK954 AVX10X800
	10/82-06/88	171A, 171B, 171C	66			ALT, AC ALT HYDP, ⇒11/1983 HYDP, 12/1983⇒ <b>CT525</b> <b>CT525K1</b> <b>CT754</b>	4PK1245 4PK954 AVX10X775 AVX10X800
	10/82-12/92	XU52C	68			ALT, AC ALT HYDP, ⇒11/1983 HYDP, 12/1983⇒ <b>CT525</b> <b>CT525K1</b> <b>CT754</b>	4PK1245 4PK954 AVX10X775 AVX10X800
	03/86-02/93	180Z	76			ALT, AC ALT HYDP <b>CT525</b> <b>CT525K1</b> <b>CT754</b> <b>CT754K1</b> <b>CT754WP1</b>	4PK1245 4PK954 AVX10X800
	09/87-02/93	B1A (XU51C/K)	58			ALT VACP CA <b>CT525</b> <b>CT525K1</b> <b>CT754K1</b>	4PK962 AVX10X800




**CITROËN**

BX (XB-)							
					<b>CT754WP1</b>	CA, ORG-NO 5546⇒, 02/1992⇒	
	09/88-02/93	BAY (XU5CP), BAZ (XU5CP)	55		<b>CT525</b> <b>CT525K1</b> <b>CT754</b> <b>CT754K1</b> <b>CT754WP1</b>	ALT, (AC) ALT, (-AC) HYDP CA, ⇒01/1992 CA, ⇒01/1992 CA, 02/1992⇒ CA, 02/1992⇒ CA, ORG-NO 5546⇒, 02/1992⇒	<b>4PK1245</b> <b>4PK954</b> <b>AVX10X800</b>
16 E	05/89-02/93	BDZ (XU5M), BDY (XU5M)	65	1580	<b>CT525</b> <b>CT525K1</b> <b>CT754</b> <b>CT754K1</b> <b>CT754WP1</b>	ALT, (AC) ALT, (-AC) HYDP CA, ⇒ORG-NO 5545 CA, ⇒01/1992 CA, ORG-NO 5546⇒ CA, 02/1992⇒ CA, ORG-NO 5546⇒, 02/1992⇒	<b>4PK1245</b> <b>4PK954</b> <b>AVX10X800</b>
19	09/86-11/89	D2C (XU92C)	70	1905	<b>CT525</b> <b>CT525K1</b> <b>CT754</b>	ALT, AC ALT HYDP CA, ⇒ORG-NO 5545 CA CA, ORG-NO 5546⇒	<b>4PK1245</b> <b>4PK954</b> <b>AVX10X800</b>
	07/86-05/89	159A	75		<b>CT525</b> <b>CT525K1</b> <b>CT754</b>	ALT, AC ALT HYDP CA, ⇒ORG-NO 5545 CA CA, ORG-NO 5546⇒	<b>4PK1245</b> <b>4PK954</b> <b>AVX10X800</b>
19 D	09/83-09/93	162 (XUD9), DJZ (XUD9Y), D9A (XUD9)	47	1905	<b>CT1061</b> <b>CT1061K1</b> <b>CT1061WP2</b>	ALT, AC, ORG-NO 4071⇒, ⇒ORG-NO 4356 ALT, (MANL) ALT, AC, ORG-NO 4357⇒ ALT, (AUTOM) ALT, AC, ⇒ORG-NO 3857 HYDP VACP CA CA CA	<b>4PK1230</b>  <b>4PK698</b> <b>5PK1230</b> <b>5PK710</b> <b>5PK975</b> <b>AVX10X625</b> <b>AVX10X650</b>
	03/87-02/93	D9B (XUD9A/U)	51		<b>CT1061</b> <b>CT1061K1</b> <b>CT1061WP2</b>	ALT, AC, ORG-NO 4071⇒, ⇒ORG-NO 4356 ALT, (MANL) ALT, AC, ORG-NO 4357⇒ ALT, (AUTOM) ALT, AC, ⇒ORG-NO 3857 HYDP VACP CA CA CA	<b>4PK1230</b>  <b>4PK698</b> <b>5PK1230</b> <b>5PK710</b> <b>5PK975</b> <b>AVX10X625</b> <b>AVX10X650</b>
19 E	06/88-02/93	DDZ (XU9M)	80	1905	<b>CT525</b> <b>CT525K1</b> <b>CT754</b> <b>CT754K1</b> <b>CT754WP1</b>	ALT, (AC) ALT, (-AC) HYDP CA, ⇒ORG-NO 5545 CA, ⇒01/1992 CA, ORG-NO 5546⇒ CA, 02/1992⇒ CA, ORG-NO 5546⇒, 02/1992⇒	<b>4PK1245</b> <b>4PK954</b> <b>AVX10X800</b>
19 E 4x4	04/89-02/93	D2F	80	1905	<b>CT525</b> <b>CT525K1</b> <b>CT754</b> <b>CT754K1</b> <b>CT754WP1</b>	ALT, (AC), ⇒ORG-NO 04358 ALT, (AC), ORG-NO 04358⇒ ALT, (-AC) HYDP CA, ⇒ORG-NO 5545 CA, ⇒01/1992 CA, ORG-NO 5546⇒ CA, 02/1992⇒ CA, ORG-NO 5546⇒, 02/1992⇒	<b>4PK1245</b> <b>4PK1272</b> <b>4PK954</b> <b>AVX10X800</b>
19 GTI	06/88-02/93	DKZ (XU9JA)	88	1905	<b>CT525</b> <b>CT525K1</b> <b>CT754</b> <b>CT754K1</b> <b>CT754WP1</b>	ALT, (AC) ALT, (-AC) HYDP CA, ⇒ORG-NO 5545 CA, ⇒01/1992 CA, ORG-NO 5546⇒ CA, 02/1992⇒ CA, ORG-NO 5546⇒, 02/1992⇒	<b>4PK1245</b> <b>4PK954</b> <b>AVX10X800</b>
	07/86-02/93	D6A (XU9J2)	90		<b>CT525</b> <b>CT525K1</b> <b>CT754</b> <b>CT754K1</b> <b>CT754WP1</b>	ALT, (AC) ALT, (-AC)	<b>4PK1245</b> <b>4PK954</b>





## CITROËN

### BX (XB-)

					<b>CT525</b> <b>CT525K1</b> <b>CT754</b> <b>CT754K1</b> <b>CT754WP1</b>	HYDP CA, ⇒ORG-NO 5545 CA, ⇒01/1992 CA, ORG-NO 5546⇒ CA, 02/1992⇒ CA, ORG-NO 5546⇒, 02/1992⇒	<b>AVX10X800</b>
19 GTi 16V	03/88-02/93	DFW (XU9J4)	108	1905	<b>CT588</b> <b>CT588K1</b>	ALT, AC, ⇒ORG-NO 4091 ALT, AC, ORG-NO 4091⇒ ALT HYDP, ⇒ORG-NO 4223 HYDP, ORG-NO 4224⇒	<b>5PK1015</b> <b>5PK1270</b> <b>5PK725</b> <b>AVX10X625</b> <b>AVX10X650</b>
	09/87-12/88	D6C (XU9J4)	116		<b>CT588</b> <b>CT588K1</b>	ALT, AC, ⇒ORG-NO 4091 ALT, AC, ORG-NO 4091⇒ ALT HYDP, ⇒ORG-NO 4223 HYDP, ORG-NO 4224⇒	<b>5PK1015</b> <b>5PK1270</b> <b>5PK725</b> <b>AVX10X625</b> <b>AVX10X650</b>
19 GTi 4x4	06/88-02/93	DKZ (XU9JA)	88	1905	<b>CT525</b> <b>CT525K1</b> <b>CT754</b> <b>CT754K1</b> <b>CT754WP1</b>	ALT, (AC) ALT, (-AC) HYDP CA, ⇒ORG-NO 5545 CA, ⇒01/1992 CA, ORG-NO 5546⇒ CA, 02/1992⇒ CA, ORG-NO 5546⇒, 02/1992⇒	<b>4PK1245</b> <b>4PK954</b> <b>AVX10X800</b>
TRD Turbo	03/88-02/93	A8A (XUD7TE), AJZ (XUD7TE)	66	1769	<b>CT1061</b> <b>CT1061K1</b> <b>CT1061WP2</b>	ALT, AC, ORG-NO 4071⇒, ⇒ORG-NO 4356 ALT, (MANL) ALT, AC, ORG-NO 4357⇒ ALT, (AUTOM) ALT, AC, ⇒ORG-NO 3857 HYDP VACP CA CA CA	<b>4PK1230</b>  <b>4PK698</b> <b>5PK1230</b> <b>5PK710</b> <b>5PK975</b> <b>AVX10X625</b> <b>AVX10X650</b>
<b>BX Break (XB-)</b>							
1.4	01/87-01/92	150C	52	1360	<b>CT607</b> <b>CT607K1</b> <b>CT744</b> <b>CT744K1</b>	HYDP, ORG-NO 04193⇒ HYDP, ⇒ORG-NO 04192 ALT, ORG-NO 04193⇒ ALT, ⇒ORG-NO 04192 CA, ORG-NO 04193⇒, ⇒ORG-NO 05439 CA, ORG-NO 04193⇒, ⇒ORG-NO 05439 CA, ORG-NO 05440⇒ CA, ORG-NO 05440⇒	<b>AVX10X710</b> <b>AVX10X775</b> <b>AVX10X800</b> <b>AVX10X910</b>
1.6	01/87-01/92	B6D, B6E	85	1580	<b>CT525</b> <b>CT525K1</b>	ALT, (AC) ALT, (-AC) HYDP CA CA	<b>4PK1245</b> <b>4PK954</b> <b>AVX10X800</b>
14	01/89-12/89	K1H (TU3A)	47	1360	<b>CT607</b> <b>CT607K1</b> <b>CT607WP1</b>	HYDP, ORG-NO 04193⇒ ALT, ORG-NO 04193⇒ CA, MTR-CODE: TU3A CA, MTR-CODE: TU3A CA, MTR-CODE: TU3A, ORG-NO 04193⇒	<b>AVX10X715</b> <b>AVX10X800</b>
	01/86-02/93	150C	53		<b>CT607</b> <b>CT607K1</b> <b>CT744</b> <b>CT744K1</b>	HYDP, ORG-NO 04193⇒ HYDP, ⇒ORG-NO 04192 ALT, ORG-NO 04193⇒ ALT, ⇒ORG-NO 04192 CA, ORG-NO 04193⇒, ⇒ORG-NO 05439 CA, ORG-NO 04193⇒, ⇒ORG-NO 05439 CA, ORG-NO 05440⇒ CA, ORG-NO 05440⇒	<b>AVX10X710</b> <b>AVX10X775</b> <b>AVX10X800</b> <b>AVX10X910</b>
	01/89-02/93	KDY (TU3M)	55		<b>CT607</b> <b>CT607K1</b> <b>CT607WP1</b>	HYDP, ORG-NO 04193⇒ ALT, ORG-NO 04193⇒ CA, MTR-CODE: TU3M CA, MTR-CODE: TU3M CA, MTR-CODE: TU3M, ⇒12/1991	<b>AVX10X715</b> <b>AVX10X800</b>
15	10/87-05/92	B1E (XU51C)	59	1580	<b>CT525</b> <b>CT525K1</b>	CA CA	
16	09/88-12/94	B1E (XU51C)	53	1580	<b>CT525</b> <b>CT525K1</b>	ALT, (AC) ALT, (-AC) HYDP CA, ⇒ORG-NO 5545 CA, ⇒01/1992	<b>4PK1245</b> <b>4PK954</b> <b>AVX10X800</b>





**CITROËN**

BX Break (XB-)



					CT754 CT754K1 CT754WP1	CA, ORG-NO 5546⇒ CA, 02/1992⇒ CA, ORG-NO 5546⇒, 02/1992⇒	
	07/85-12/94	171D	64		CT525 CT525K1 CT754 CT754K1 CT754WP1	ALT, (AC) ALT, (-AC) HYDP CA, ⇒ORG-NO 5545 CA, ⇒01/1992 CA, ORG-NO 5546⇒ CA, 02/1992⇒ CA, ORG-NO 5546⇒, 02/1992⇒	4PK1245 4PK954 AVX10X800
	03/86-12/94	180Z	76		CT525 CT525K1 CT754 CT754K1 CT754WP1	ALT, (AC) ALT, (-AC) HYDP CA, ⇒ORG-NO 5545 CA, ⇒01/1992 CA, ORG-NO 5546⇒ CA, 02/1992⇒ CA, ORG-NO 5546⇒, 02/1992⇒	4PK1245 4PK954 AVX10X800
	05/89-12/94	BDZ (XU5M), BDY (XU5M)	65		CT525 CT525K1 CT754 CT754K1 CT754WP1	ALT, (AC) ALT, (-AC) HYDP CA, ⇒ORG-NO 5545 CA, ⇒01/1992 CA, ORG-NO 5546⇒ CA, 02/1992⇒ CA, ORG-NO 5546⇒, 02/1992⇒	4PK1245 4PK954 AVX10X800
	09/88-12/94	BAY (XU5CP), BAZ (XU5CP)	55		CT525 CT525K1 CT754 CT754K1 CT754WP1	ALT, (AC) ALT, (-AC) HYDP CA, ⇒ORG-NO 5545 CA, ⇒01/1992 CA, ORG-NO 5546⇒ CA, 02/1992⇒ CA, ORG-NO 5546⇒, 02/1992⇒	4PK1245 4PK954 AVX10X800
18 D	10/85-09/93	161A (XUD7)	44	1769	CT1061 CT1061K1 CT1061WP2	ALT, (AC), ORG-NO 04071⇒, ⇒ORG-NO 04357 ALT, (-AC), (MANL) ALT, (AC), ORG-NO 04358⇒ ALT, (-AC), (AUTOM) ALT, (AC), ⇒ORG-NO 03857 HYDP ONLY WITH VD1086 (AUTOM) CA CA CA	4PK1230  4PK698 5PK1230 5PK715 5PK975 AVX10X625 MS01 VD1086
19	07/86-12/94	D2A (XU92C)	75	1905	CT525 CT525K1 CT754 CT754K1 CT754WP1	ALT, (AC) ALT, (-AC) HYDP CA, ⇒ORG-NO 5545 CA, ⇒01/1992 CA, ORG-NO 5546⇒ CA, 02/1992⇒ CA, ORG-NO 5546⇒, 02/1992⇒	4PK1245 4PK954 AVX10X800
	06/88-12/94	DKZ (XU9JA)	88		CT525 CT525K1 CT754 CT754K1 CT754WP1	ALT, (AC) ALT, (-AC) HYDP CA, ⇒ORG-NO 5545 CA, ⇒01/1992 CA, ORG-NO 5546⇒ CA, 02/1992⇒ CA, ORG-NO 5546⇒, 02/1992⇒	4PK1245 4PK954 AVX10X800
		DDZ (XU9M)	80		CT525 CT525K1 CT754 CT754K1 CT754WP1	ALT, (AC) ALT, (-AC) HYDP CA, ⇒ORG-NO 5545 CA, ⇒01/1992 CA, ORG-NO 5546⇒ CA, 02/1992⇒ CA, ORG-NO 5546⇒, 02/1992⇒	4PK1245 4PK954 AVX10X800
	12/87-12/89	D2C (XU92C)	70		CT525 CT525K1 CT754	ALT, AC ALT HYDP CA, ⇒ORG-NO 5545 CA CA, ORG-NO 5546⇒	4PK1245 4PK954 AVX10X800
19 4x4	06/89-05/91	D2E	78	1905		ALT, (AC), ⇒ORG-NO 04358	4PK1245





## CITROËN

### BX Break (XB-)

						ALT, (AC), ORG-NO 04358⇒ ALT, (-AC) HYDP CA, ⇒ORG-NO 5545 CA, ⇒01/1992 CA, ORG-NO 5546⇒	4PK1272 4PK954 AVX10X800
	10/90-05/91	DDZ (XU9M)	80			ALT, AC ALT HYDP CA, ⇒ORG-NO 5545 CA CA, ORG-NO 5546⇒	4PK1245 4PK954 AVX10X800
19 D	09/83-11/94	162 (XUD9), DJZ (XUD9Y), D9A (XUD9)	47	1905		ALT, AC, ORG-NO 4071⇒, ⇒ORG-NO 4356 ALT, (MANL) ALT, AC, ORG-NO 4357⇒ ALT, (AUTOM) ALT, AC, ⇒ORG-NO 3857 HYDP VACP CA CA CA	4PK1230  4PK698 5PK1230 5PK710 5PK975 AVX10X625 AVX10X650
	03/87-12/94	D9B (XUD9A/U)	51			ALT, AC, ORG-NO 4071⇒, ⇒ORG-NO 4356 ALT, (MANL) ALT, AC, ORG-NO 4357⇒ ALT, (AUTOM) ALT, AC, ⇒ORG-NO 3857 HYDP VACP CA CA CA	4PK1230  4PK698 5PK1230 5PK710 5PK975 AVX10X625 AVX10X650
19 KAT	07/86-12/94	DFZ (XU9J1)	75	1905		CA, ⇒01/1992 CA, ⇒01/1992 CA, 02/1992⇒ CA, 02/1992⇒ CA, ORG-NO 5546⇒, 02/1992⇒	
TRD Turbo	03/88-12/94	A8A (XUD7TE), AJZ (XUD7TE)	66	1769		ALT, AC, ORG-NO 4071⇒, ⇒ORG-NO 4356 ALT, (MANL) ALT, AC, ORG-NO 4357⇒ ALT, (AUTOM) ALT, AC, ⇒ORG-NO 3857 HYDP VACP CA CA CA	4PK1230  4PK698 5PK1230 5PK710 5PK975 AVX10X625 AVX10X650
<b>C1 (PM-, PN-)</b>							
1.0	06/05-	1KR-FE	50	998		ALT, (AC) ALT, (-AC)	6PK1210 6PK850
1.4 HDi	06/05-	DV4D	40	1398		ALT, (-AC) ALT, (AC) ONLY WITH VD1094 CA, OE-NO 0816E7 CA CA	6PK800 6PK962 MS08 VD1094
<b>C15 (VD-)</b>							
1.0	10/84-12/97	XV8, TU9	33	954		PS ALT, ORG-NO 4196⇒ ALT, ⇒ORG-NO 4195 CA, 05/1988⇒ CA, 05/1988⇒, ORG-NO 4196⇒	AVX10X650 AVX10X715 AVX10X913
1.1	10/84-12/96	109K, E1A	35	1124		PS ALT, 05/1988⇒, ORG-NO 4196⇒ ALT, ⇒05/1988, ⇒ORG-NO 4195 CA, 05/1988⇒, ORG-NO 4196⇒ CA, 05/1988⇒ CA, 05/1988⇒, ORG-NO 4196⇒	AVX10X650 AVX10X715 AVX10X913
1.1 i	07/88-12/96	HDZ (TU1M)	44	1124		PS ALT CA CA CA, ORG-NO 4196⇒	AVX10X650 AVX10X715
1.4	07/87-12/96	K1H (TU3A)	49	1360		PS	AVX10X650



**CITROËN**

C15 (VD-)

					CT607 CT607K1 CT607WP1	ALT, 05/1988⇒, ORG-NO 4196⇒ ALT, ⇒05/1988, ⇒ORG-NO 4195 CA, ORG-NO 04196⇒ CA, ORG-NO 04196⇒ CA, ORG-NO 04196⇒	AVX10X715 AVX10X913	
1.4 E	05/87-12/96	150D (XY7)	44	1360	CT607 CT607K1 CT607WP1	PS ALT, 05/1988⇒, ORG-NO 4196⇒ ALT, ⇒05/1988, ⇒ORG-NO 4195 CA, ORG-NO 04196⇒ CA, ORG-NO 04196⇒ CA, ORG-NO 04196⇒	AVX10X650 AVX10X715 AVX10X913	
	07/87-12/96	K3A	40		CT607 CT607K1 CT744 CT744K1	PS ALT CA, 05/1988⇒, ⇒12/1991 CA, 05/1988⇒, ⇒12/1991 CA, 01/1992⇒ CA, 01/1992⇒	AVX10X650 AVX10X715	
1.4 i	05/91-12/96	KDY (TU3FM), KDY (TU3M)	55	1360	CT607 CT607K1 CT607WP1 CT744 CT744K1	PS ALT CA, MTR-CODE: TU3M, ORG-NO 04196⇒ CA, MTR-CODE: TU3M, ORG-NO 04196⇒ CA, MTR-CODE: TU3M, ORG-NO 04196⇒ CA, ORG-NO 04196⇒, MTR-CODE: TU3FM CA, MTR-CODE: TU3FM, ORG-NO 04196⇒	AVX10X650 AVX10X715	
1.8 D	07/86-12/00	161A (XUD7)	44	1769	CT1061 CT1061K1 CT1061K2 CT1061WP2	ALT VACP CA CA, ⇒12/1993, ⇒ORG-NO 6264 CA, 01/1994⇒, ORG-NO 6265⇒ CA, ORG-NO 03584⇒	4PK698 AVX10X650	
1.9 D	12/00-12/05	WJX (DW8B)	44	1868	CT986 CT986K2	ALT, MTR-CODE: DW8B ONLY WITH VD1097 MTR-CODE: DW8B, ⇒ORG-NO 09894 CA, MTR-CODE: DW8B CA, MTR-CODE: DW8B, ⇒ORG-NO 10461	6PK745 MS14 VD1097	
<b>C15 Kombi</b>								
1.1	08/88-07/96	HDZ (TU1M)	44	1124	CT718 CT718K1 CT718WP1	PS ALT CA CA CA	AVX10X650 AVX10X715	
1.8 D	04/87-08/00	161A (XUD7)	44	1769	CT1061 CT1061K1 CT1061K2 CT1061WP2	ALT PS CA CA, ⇒12/1993 CA, 01/1994⇒ ⇒12/1993	4PK698 AVX10X650	
<b>C2 (JM_)</b>								
1.1	09/03-	HFX (TU1JP)	44	1124	CT1066 CT1066K1 CT1066WP1	ALT, (AC), ORG-NO 09885⇒ ALT, (AC), ⇒ORG-NO 09884 ALT, (-AC) (MANL) CA, MTR-CODE: TU1JP, TU1A CA, MTR-CODE: TU1JP, TU1A CA, MTR-CODE: TU1JP, TU1A	6PK1050 6PK1125 6PK730 VD1100	
1.4	09/03-	KFV (TU3JP)	54	1360	CT1067 CT1067K1 CT1067WP1	ALT, (AC), ORG-NO 09885⇒ ALT, (AC), ⇒ORG-NO 09884 ALT, (-AC) CA CA CA	6PK1050 6PK1125 6PK730 VD1100	
	10/06-		55		CT1067 CT1067K1 CT1067WP1	ALT, (AC), ORG-NO 9885⇒ ALT, (-AC) CA CA CA	6PK1054 6PK730	
1.4 16V	06/06-	KFU (ET3J4)	65	1360	CT1101 CT1101K1	ALT CA, MTR-CODE: ET3J4 CA, MTR-CODE: ET3J4	6PK1033	
1.4 HDi	09/03-	8HX (DV4TD)	50	1398		ALT, (AC), ORG-NO 10539⇒, ⇒ORG-NO 11073 ALT, (-AC), ORG-NO 10539⇒, ⇒ORG-NO 11073 ALT, (-AC), ⇒ORG-NO 10426, ORG-NO 11074⇒	6PK1090 ELAST 6PK780 ELAST 6PK800	





# CITROËN

C2 (JM_)						
					ALT, (AC), ORG-NO 11074⇒ ONLY WITH VD1094, ONLY WITH VD1096 ALT, (Valeo), FOR ALT: 150A, OE-NO 5702H4, 5705AS, 5705EY, ALT-No: TG15C020, TG15C028, TG15C053 ALT, (Valeo), FOR ALT: 150A, OE-NO 5705AS, 5705 NH, 5705 EY, ALT-No: TG15C118 ALT, (Bosch), FOR ALT: 150A, OE-NO 5705AS, 5705 NH, 5705 EY, ALT-No: 0 124 525 035 ALT, (Bosch), FOR ALT: 150A, ALT-No: 0 124 525 035, OE-NO 5705AS, 5705EY ⇒ORG-NO 10415 ORG-NO 10416⇒	<b>6PK976</b> <b>MS08</b> <b>AP9013</b>  <b>AP9019</b> <b>AP9023</b>  <b>AP9042</b>  <b>VD1094</b> <b>VD1096</b>
					<b>CT1063</b> CA <b>CT1063K1</b> CA <b>CT1063WP2</b> CA, ⇒ORG-NO 10160	
1.6	09/03-	NFU (TU5JP4)	80	1587	ALT, (AC), ORG-NO 09885⇒ ALT, (AC), ⇒ORG-NO 09884 ALT, (-AC)	<b>6PK1050</b> <b>6PK1125</b> <b>6PK730</b> <b>VD1100</b>
					CA CA, MTR-CODE: TU5JP4 MTR-CODE: TU5JP4, CA	
1.6 HDi	09/05-	9HZ (DV6TED4)	80	1560	ALT, (-AC) ALT, (AC) ALT, (Valeo), FOR ALT: 150A, OE-NO 5702H4, 5705AS, 5705EY, ALT-No: TG15C020, TG15C028, TG15C053 ALT, (Valeo), FOR ALT: 150A, OE-NO 5705AS, 5705 NH, 5705 EY, ALT-No: TG15C118 ALT, (Bosch), FOR ALT: 150A, OE-NO 5705AS, 5705 NH, 5705 EY, ALT-No: 0 124 525 035 ALT, (Bosch), FOR ALT: 150A, ALT-No: 0 124 525 035, OE-NO 5705AS, 5705EY	<b>6PK800</b> <b>6PK976</b> <b>AP9013</b>  <b>AP9019</b> <b>AP9023</b>  <b>AP9042</b>  <b>VD1096</b>
					CA CA CA	
1.6 VTS	01/05-	NFS (TU5JP4S)	90	1587	ALT, (AC) ALT, (-AC)	<b>6PK1050</b> <b>6PK730</b> <b>VD1100</b>
					CA CA CA	
<b>C2 ENTERPRISE</b>						
1.4 HDi	04/09-	8HX (DV4TD)	50	1398	ALT, (Valeo), FOR ALT: 150A, OE-NO 5705AS, 5705 NH, 5705 EY, ALT-No: TG15C118 ALT, (Bosch), ALT-No: 0124525035, FOR ALT: 150A, OE-NO 5705AS, 5705EY ALT, (Bosch), FOR ALT: 150A, ALT-No: 0 124 525 035, OE-NO 5705AS, 5705EY	<b>AP9019</b>  <b>AP9023</b>  <b>AP9042</b>
<b>C25 Bus (280_, 290_)</b>						
1.8 E	07/87-02/94	169 (XM7T)	51	1796	WP ALT	<b>AVX10X888</b> <b>AVX10X925</b>
1.9 D	07/87-02/94	D9B (XUD9A/U)	51	1905	ALT VACP CA CA CA	<b>4PK795</b> <b>AVX10X625</b>
					<b>CT1061</b> <b>CT1061K1</b> <b>CT1061WP2</b>	
2.0	02/91-02/94	170C (XN1T)	62	1971	WP ALT	<b>AVX10X888</b> <b>AVX10X925</b>
2.0 E	09/81-02/94	170B (XN1T), 170A (XN1T)	58	1971	WP ALT	<b>AVX10X888</b> <b>AVX10X925</b>
2.5 D	10/85-02/94	CRD93L (U25-661)	54	2500	VACP HYDP HYDP, (AUTOM) ALT PS WP, 2X AC INJP INJP CA CA	<b>AVX10X600</b> <b>AVX10X625</b> <b>AVX10X666</b> <b>AVX10X700</b> <b>AVX10X800</b> <b>AVX10X825</b> <b>AVX10X838</b>
					<b>CT662</b> <b>CT662K1</b> <b>CT700</b> <b>CT700K1</b>	
2.5 D 4x4	01/87-02/94	CRD93L (U25-661)	54	2500	VACP HYDP	<b>AVX10X600</b> <b>AVX10X625</b>

**CITROËN**


**CITROËN**

C25 Bus (280\_, 290\_)

						HYDP, (AUTOM) ALT PS WP, 2X AC INJP INJP CA CA	AVX10X666 AVX10X700 AVX10X800 AVX10X825 AVX10X838
2.5 D Turbo	08/87-02/94	CRD93LS (U25-673)	70	2500	CT662 CT662K1 CT700 CT700K1	VACP ALT PS WP, 2X INJP INJP CA CA	AVX10X600 AVX10X700 AVX10X800 AVX10X825
2.5 D Turbo 4x4	08/87-02/94	CRD93LS (U25-673)	70	2500	CT662 CT662K1 CT700 CT700K1	VACP ALT PS WP, 2X INJP INJP CA CA	AVX10X600 AVX10X700 AVX10X800 AVX10X825

**C3 (FC\_)**

1.1 i	02/02-	HFX (TU1JP)	44	1124	CT1066 CT1066K1 CT1066WP1	ALT, (AC), ORG-NO 09885⇒ ALT, (AC), ⇒ORG-NO 09884 ALT, (-AC) CA CA CA	6PK1050 6PK1125 6PK730 VD1100
1.4 16V	12/03-	KFU (ET3J4)	65	1360	CT1101 CT1101K1	ALT, (START/STOP) ALT, (AC), ORG-NO 09885⇒ ALT, (AC), ⇒ORG-NO 09884 ALT, (-AC) (-START-STOP), MTR-CODE: ET3J4 CA CA	6PK1033 6PK1050 6PK1125 6PK730 VD1100
1.4 16V HDi	02/02-	8HY (DV4TED4)	66	1398	CT1104 CT1104K1	ALT, (-AC) ALT, (AC) ALT, (Valeo), FOR ALT: 150A, OE-NO 5702H4, 5705AS, 5705EY, ALT-No: TG15C020, TG15C028, TG15C053 ALT, (Valeo), FOR ALT: 150A, OE-NO 5705 AS, 5705 NH, 5705 EY, ALT-No: TG15C118 ALT, (Bosch), FOR ALT: 150A, OE-NO 5705 AS, 5705 NH, 5705 EY, ALT-No: 0 124 525 035 ALT, (Bosch), FOR ALT: 150A, ALT-No: 0 124 525 035, OE-NO 5705AS, 5705EY CA, MTR-CODE: DV4TED4 CA	6PK800 6PK976 AP9013 AP9019 AP9023 AP9042 VD1094
1.4 HDi	02/02-	8HX (DV4TD)	50	1398	CT1063 CT1063K1 CT1063WP2	ALT, (AC), ORG-NO 10678⇒ ALT, (-AC), ORG-NO 10678⇒ ALT, (-AC), ⇒ORG-NO 10677 ALT, (AC), ⇒ORG-NO 10677 ONLY WITH VD1094, ONLY WITH VD1096 ALT, (Valeo), FOR ALT: 150A, OE-NO 5702H4, 5705AS, 5705EY, ALT-No: TG15C020, TG15C028, TG15C053 ALT, (Valeo), FOR ALT: 150A, OE-NO 5705 AS, 5705 NH, 5705 EY, ALT-No: TG15C118 ALT, (Bosch), FOR ALT: 150A, OE-NO 5705 AS, 5705 NH, 5705 EY, ALT-No: 0 124 525 035 ALT, (Bosch), FOR ALT: 150A, ALT-No: 0 124 525 035, OE-NO 5705AS, 5705EY ⇒ORG-NO 10415 ORG-NO 10416⇒ CA CA CA, ⇒ORG-NO 10160	6PK1090 ELAST 6PK780 ELAST 6PK800 6PK976 MS08 AP9013 AP9019 AP9023 AP9042 VD1094 VD1096
	05/05-		55			ALT, (Valeo), FOR ALT: 150A, OE-NO 5705 AS, 5705 NH, 5705 EY, ALT-No: TG15C118 ALT, (Bosch), ALT-No: 0124525035, FOR	AP9019 AP9023





# CITROËN

C3 (FC_)						
					ALT: 150A, OE-NO 5705AS, 5705EY ALT, (Bosch), FOR ALT: 150A, ALT-No: 0 124 525 035, OE-NO 5705AS, 5705EY	<b>AP9042</b>
1.4 i	02/02-	KFV (TU3JP)	54	1360	ALT, (AC), ORG-NO 09885⇒ ALT, (AC), ⇒ORG-NO 09884 ALT, (-AC)	<b>6PK1050</b> <b>6PK1125</b> <b>6PK730</b> <b>VD1100</b>
				<b>CT1067</b> <b>CT1067K1</b> <b>CT1067WP1</b>	CA CA CA	
1.4 i Bivalent	02/02-	KFV (TU3JP)	54	1360	ALT, (AC), ORG-NO 09885⇒ ALT, (AC), ⇒ORG-NO 09884 ALT, (-AC)	<b>6PK1050</b> <b>6PK1125</b> <b>6PK730</b> <b>VD1100</b>
				<b>CT1067</b> <b>CT1067K1</b> <b>CT1067WP1</b>	CA CA CA	
1.6 16V	02/02-	NFU (TU5JP4)	80	1587	ALT, (AC), ORG-NO 09885⇒ ALT, (AC), ⇒ORG-NO 09884 ALT, (-AC)	<b>6PK1050</b> <b>6PK1125</b> <b>6PK730</b> <b>VD1100</b>
				<b>CT1065</b> <b>CT1065K1</b>  <b>CT1065K3</b>  <b>CT1065WP1</b>  <b>CT1065WP2</b>	CA CA, MTR-CODE: TU5JP4, ⇒MTR-NO 1806404 CA, MTR-CODE: TU5JP4, MTR-NO 1806405⇒ MTR-CODE: TU5JP4, CA, ⇒MTR-NO 1806404 MTR-CODE: TU5JP4, CA, MTR-NO 1806405⇒	
1.6 16V HDi	09/05-	9HZ (DV6TED4)	80	1560	ALT, (AC), ORG-NO 10678⇒ ALT, (-AC), ORG-NO 10678⇒ ALT, (-AC), ⇒ORG-NO 10677 ALT, (AC), ⇒ORG-NO 10677 ONLY WITH VD1096, ONLY WITH VD1094 ALT, (Valeo), FOR ALT: 150A, OE-NO 5702H4, 5705AS, 5705EY, ALT-No: TG15C020, TG15C028, TG15C053 ALT, (Valeo), FOR ALT: 150A, OE-NO 5705 AS, 5705 NH, 5705 EY, ALT-No: TG15C118 ALT, (Bosch), FOR ALT: 150A, OE-NO 5705 AS, 5705 NH, 5705 EY, ALT-No: 0 124 525 035 ALT, (Bosch), FOR ALT: 150A, ALT-No: 0 124 525 035, OE-NO 5705AS, 5705EY ⇒ORG-NO 10555 ORG-NO 10556⇒	<b>6PK1090 ELAST</b> <b>6PK780 ELAST</b> <b>6PK800</b> <b>6PK976</b> <b>MS08</b> <b>AP9013</b>  <b>AP9019</b>  <b>AP9023</b>  <b>AP9042</b>  <b>VD1094</b> <b>VD1096</b>
				<b>CT1092</b> <b>CT1092K1</b> <b>CT1092WP1</b>	CA CA CA	
	10/05-	9HX (DV6A TED4)	66		ALT, (AC), ORG-NO 10678⇒ ALT, (-AC), ORG-NO 10678⇒ ALT, (-AC), ⇒ORG-NO 10677 ALT, (AC), ⇒ORG-NO 10677 ONLY WITH VD1096, ONLY WITH VD1094 ALT, (Valeo), FOR ALT: 150A, OE-NO 5702H4, 5705AS, 5705EY, ALT-No: TG15C020, TG15C028, TG15C053 ALT, (Valeo), FOR ALT: 150A, OE-NO 5705 AS, 5705 NH, 5705 EY, ALT-No: TG15C118 ALT, (Bosch), FOR ALT: 150A, OE-NO 5705 AS, 5705 NH, 5705 EY, ALT-No: 0 124 525 035 ALT, (Bosch), FOR ALT: 150A, ALT-No: 0 124 525 035, OE-NO 5705AS, 5705EY ⇒ORG-NO 10555 ORG-NO 10556⇒ CA, MTR-CODE: DV6ATED4 CA, MTR-CODE: DV6ATED4 MTR-CODE: DV6ATED4, CA	<b>6PK1090 ELAST</b> <b>6PK780 ELAST</b> <b>6PK800</b> <b>6PK976</b> <b>MS08</b> <b>AP9013</b>  <b>AP9019</b>  <b>AP9023</b>  <b>AP9042</b>  <b>VD1094</b> <b>VD1096</b>
				<b>CT1092</b> <b>CT1092K1</b> <b>CT1092WP1</b>	CA CA CA	
C3 II						
1.1	11/09-	HFX (TU1JP)	44	1124	ALT, (AC) ALT, (-AC)	<b>6PK1054</b> <b>6PK730</b>
				<b>CT1066</b> <b>CT1066K1</b> <b>CT1066WP1</b>	CA, MTR-CODE: TU1A CA, MTR-CODE: TU1A CA, MTR-CODE: TU1A	
1.4	11/09-	KFT (TU3A)	54	1360	ALT, (AC) ALT, (-AC)	<b>6PK1054</b> <b>6PK730</b>

**CITROËN**




**CITROËN**

C3 II  
↕

					CT1067 CT1067K1 CT1067WP1	CA CA CA	VD1100
1.4 HDi 70	11/09-	8HZ (DV4TD), 8HR (DV4C)	50	1398		ALT, (-AC), (-START-STOP) ALT, (AC), (-START-STOP) ALT, (Valeo), FOR ALT: 150A, OE-NO 5705 AS, 5705 NH, 5705 EY, ALT-No: TG15C118 ALT, (Bosch), FOR ALT: 150A, OE-NO 5705 AS, 5705 NH, 5705 EY, ALT-No: 0 124 525 035 ALT, (Valeo), FOR ALT: 150A, OE-NO 5705AS, 5705NH, 5705EY, ALT-No: 0 124 525 035	6PK800 6PK976 AP9019 AP9023 AP9042
					CT1063 CT1063K1 CT1063WP2 CT1163	CA, MTR-CODE: DV4TD CA, MTR-CODE: DV4TD CA, MTR-CODE: DV4TD CA, MTR-CODE: DV4C	
1.4 VTi 95	11/09-	8FP (EP3)	70	1397		ALT, (Mitsubishi), FOR ALT: 80A, OE-NO 5705 KQ, ALT-No: A 005 TG 0881ZE, FOR ALT: 120A, OE-NO 5705 KG, ALT-No: A 003 TG 3691ZE, A 003 TG 5281ZE	AP9018
1.6 HDi	11/09-	9HP (DV6DTED)	68	1560		ALT, (AC), (START-STOP), MTR-CODE: DV6DTED ALT, (-AC), MTR-CODE: DV6ATED4, DV6DTED ALT, (AC), MTR-CODE: DV6ATED4 ALT, (AC), MTR-CODE: DV6DTED, (-START-STOP) ALT, (Valeo), FOR ALT: 150A, OE-NO 5702H4, 5705AS, 5705EY, ALT-No: TG15C020, TG15C028, TG15C053 ALT, (Valeo), FOR ALT: 150A, OE-NO 5705 AS, 5705 NH, 5705 EY, ALT-No: TG15C118 ALT, (Bosch), FOR ALT: 150A, OE-NO 5705 AS, 5705 NH, 5705 EY, ALT-No: 0 124 525 035 ALT, (Valeo), FOR ALT: 150A, OE-NO 5705 AS, 5705 NH, 5705 EY, ALT-No: 0 124 525 035	6PK1020 6PK800 6PK976 6PK976 AP9013 AP9019 AP9023 AP9042
1.6 HDi 110	11/09-	9HR (DV6C)	82	1560		ALT, (AC), (START-STOP), MTR-CODE: DV6DTED ALT, (-AC), MTR-CODE: DV6ATED4, DV6DTED ALT, (AC), MTR-CODE: DV6ATED4 ALT, (AC), MTR-CODE: DV6DTED, (-START-STOP) ALT, (Valeo), FOR ALT: 150A, OE-NO 5702H4, 5705AS, 5705EY, ALT-No: TG15C020, TG15C028, TG15C053 ALT, (Valeo), FOR ALT: 150A, OE-NO 5705 AS, 5705 NH, 5705 EY, ALT-No: TG15C118 ALT, (Bosch), FOR ALT: 150A, OE-NO 5705 AS, 5705 NH, 5705 EY, ALT-No: 0 124 525 035 ALT, (Valeo), FOR ALT: 150A, OE-NO 5705 AS, 5705 NH, 5705 EY, ALT-No: 0 124 525 035 MTR-CODE: DV6ATED4, ⇒ ORG-NO 10555 MTR-CODE: DV6ATED4, ORG-NO 10556⇒ MTR-CODE: DV6DTED	6PK1020 6PK800 6PK976 6PK976 AP9013 AP9019 AP9023 AP9042 VD1094 VD1096 VD1096
					CT1092 CT1092K1 CT1092WP1	CA, MTR-CODE: DV6ATED4 CA, MTR-CODE: DV6ATED4 CA, MTR-CODE: DV6ATED4	
1.6 HDi 90	11/09-	9HX (DV6A TED4)	66	1560		ALT, (Valeo), FOR ALT: 150A, OE-NO 5705 AS, 5705 NH, 5705 EY, ALT-No: TG15C118 ALT, (Bosch), FOR ALT: 150A, OE-NO 5705 AS, 5705 NH, 5705 EY, ALT-No: 0 124 525 035 ALT, (Valeo), FOR ALT: 150A, OE-NO 5705 AS, 5705 NH, 5705 EY, ALT-No: 0 124 525 035	AP9019 AP9023 AP9042
1.6 VTi 120	11/09-	5FS (EP6C)	88	1598		ALT, (Mitsubishi), FOR ALT: 80A, OE-NO 5705 KQ, ALT-No: A 005 TG 0881ZE, FOR ALT: 120A, OE-NO 5705KG, ALT-No: A 003 TG 3691ZE, A 003 TG 5281ZE	AP9018





<b>CITROËN</b>							
<b>C3 Picasso</b>							
↔ 1.4 VTi 95	02/09-	8FS (EP3), 8FP (EP3)	70	1397		ALT, (AC), MTR-CODE: EP3, EP6 ALT, (Mitsubishi), FOR ALT: 80A, OE-NO 5705KQ, 5702J3, ALT-No: A005TG0881ZE, FOR ALT: 120A, OE-NO 5705KG, ALT-No: A003TG5281ZE	<b>6PK906</b> <b>AP9018</b>
1.6 HDi	02/09-	9HZ (DV6TED4)	80	1560		ALT, (-AC) ALT, (AC) ALT, (Valeo), FOR ALT: 150A, OE-NO 5702H4, 5705AS, 5705EY, ALT-No: TG15C020, TG15C028, TG15C053 ALT, (Valeo), FOR ALT: 150A, OE-NO 5705 AS, 5705 NH, 5705 EY, ALT-No: TG15C118 ALT, (Bosch), FOR ALT: 150A, OE-NO 5705 AS, 5705 NH, 5705 EY, ALT-No: 0 124 525 035 ALT, (Bosch), FOR ALT: 150A, ALT-No: 0 124 525 035, OE-NO 5705AS, 5705EY	<b>6PK800</b> <b>6PK976</b> <b>AP9013</b>  <b>AP9019</b> <b>AP9023</b>  <b>AP9042</b>  <b>VD1096</b>
		9HX (DV6A TED4)	66		<b>CT1092</b> <b>CT1092K1</b> <b>CT1092WP1</b>	ALT, (-AC) ALT, (AC) ALT, (Valeo), FOR ALT: 150A, OE-NO 5702H4, 5705AS, 5705EY, ALT-No: TG15C020, TG15C028, TG15C053 ALT, (Valeo), FOR ALT: 150A, OE-NO 5705 AS, 5705 NH, 5705 EY, ALT-No: TG15C118 ALT, (Bosch), FOR ALT: 150A, OE-NO 5705 AS, 5705 NH, 5705 EY, ALT-No: 0 124 525 035 ALT, (Bosch), FOR ALT: 150A, ALT-No: 0 124 525 035, OE-NO 5705AS, 5705EY	<b>6PK800</b> <b>6PK976</b> <b>AP9013</b>  <b>AP9019</b> <b>AP9023</b>  <b>AP9042</b>  <b>VD1096</b>
1.6 HDi 110	05/10-	9HR (DV6C)	82	1560		ALT, (Valeo), FOR ALT: 150A, OE-NO 5705 AS, 5705 NH, 5705 EY, ALT-No: TG15C118 ALT, (Bosch), FOR ALT: 150A, OE-NO 5705 AS, 5705 NH, 5705 EY, ALT-No: 0 124 525 035 ALT, (Bosch), FOR ALT: 150A, OE-NO 5705 AS, 5705 NH, 5705 EY, ALT-No: 0 124 525 035	<b>AP9019</b> <b>AP9023</b>  <b>AP9042</b>
1.6 HDi 90	07/10-	9HP (DV6D TED)	68	1560		ALT, (-AC) ALT, (AC) ALT, (Valeo), FOR ALT: 150A, OE-NO 5705 AS, 5705 NH, 5705 EY, ALT-No: TG15C118 ALT, (Bosch), FOR ALT: 150A, OE-NO 5705 AS, 5705 NH, 5705 EY, ALT-No: 0 124 525 035 ALT, (Bosch), FOR ALT: 150A, ALT-No: 0 124 525 035, OE-NO 5705AS, 5705EY	<b>6PK800</b> <b>6PK976</b> <b>AP9019</b>  <b>AP9023</b>  <b>AP9042</b>  <b>VD1096</b>
					<b>CT1092</b> <b>CT1092K1</b> <b>CT1092WP1</b>	CA CA CA	
1.6 VTi 120	02/09-	5FW (EP6), 5FS (EP6C)	88	1598		ALT, (Mitsubishi), FOR ALT: 80A, OE-NO 5705KQ, 5702J3, ALT-No: A005TG0881ZE, FOR ALT: 120A, OE-NO 5705KG, ALT-No: A003TG5281ZE	<b>AP9018</b>
<b>C3 Pluriel (HB_)</b>							
1.4	05/03-	KFV (TU3JP)	54	1360		ALT, (AC), ORG-NO 09885⇒ ALT, (AC), ⇒ORG-NO 09884 ALT, (-AC)	<b>6PK1050</b> <b>6PK1125</b> <b>6PK730</b> <b>VD1100</b>
					<b>CT1067</b> <b>CT1067K1</b> <b>CT1067WP1</b>	CA CA CA	
1.4 HDi	04/04-	8HX (DV4TD)	50	1398		ALT, (AC), ORG-NO 10678⇒ ALT, (-AC), ORG-NO 10678⇒ ALT, (-AC), ⇒ORG-NO 10677 ALT, (AC), ⇒ORG-NO 10677 ONLY WITH VD1094, ONLY WITH VD1096 ALT, (Valeo), FOR ALT: 150A, OE-NO 5702H4, 5705AS, 5705EY, ALT-No: TG15C020, TG15C028, TG15C053	<b>6PK1090 ELAST</b> <b>6PK780 ELAST</b> <b>6PK800</b> <b>6PK976</b> <b>MS08</b> <b>AP9013</b>

**CITROËN**



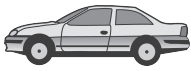



## CITROËN

C3 Pluriel (HB\_)

						ALT, (Valeo), FOR ALT: 150A, OE-NO 5705 AS, 5705 NH, 5705 EY, ALT-No: TG15C118	<b>AP9019</b>
						ALT, (Bosch), FOR ALT: 150A, OE-NO 5705 AS, 5705 NH, 5705 EY, ALT-No: 0 124 525 035	<b>AP9023</b>
						ALT, (Bosch), FOR ALT: 150A, ALT-No: 0 124 525 035, OE-NO 5705AS, 5705EY ⇒ORG-NO 10555	<b>AP9042</b>
						ORG-NO 10556⇒	<b>VD1094</b> <b>VD1096</b>
					<b>CT1063</b> <b>CT1063K1</b> <b>CT1063WP2</b>	CA CA CA, ⇒ORG-NO 10160	
1.4 Hybrid	05/05-	KFV (TU3JP)	54	1360		ALT, (AC), ORG-NO 09885⇒ ALT, (AC), ⇒ORG-NO 09884 ALT, (-AC)	<b>6PK1050</b> <b>6PK1125</b> <b>6PK730</b>
					<b>CT1067</b> <b>CT1067K1</b> <b>CT1067WP1</b>	CA CA CA	
1.6	05/03-	NFU (TU5JP4)	80	1587		ALT, (AC), ORG-NO 09885⇒ ALT, (AC), ⇒ORG-NO 09884 ALT, (-AC)	<b>6PK1050</b> <b>6PK1125</b> <b>6PK730</b> <b>VD1100</b>
					<b>CT1065</b> <b>CT1065K1</b> <b>CT1065K3</b> <b>CT1065WP1</b> <b>CT1065WP2</b>	CA CA, MTR-CODE: TU5JP4, ⇒MTR-NO 1806404 CA, MTR-CODE: TU5JP4, MTR-NO 1806405⇒ MTR-CODE: TU5JP4, CA, ⇒MTR-NO 1806404 MTR-CODE: TU5JP4, CA, MTR-NO 1806405⇒	
<b>C35 Pick-up</b> 2.5 D	02/80-01/94	B25637	51	2498		FAN ALT	<b>AVX10X1175</b> <b>AVX10X825</b>
<b>C4 (B7)</b>							
1.4 VTi 95	11/09-	8FP (EP3)	70	1397		ALT, (Mitsubishi), FOR ALT: 120A, OE-NO 5705 KG, 5702 J0, ALT-No: A 003 TG 3691ZE, A 003 TG 5281ZE	<b>AP9018</b>
1.6 THP 155	11/09-	5FV (EP6CDT)	115	1598		ALT, (Mitsubishi), FOR ALT: 120A, OE-NO 5705 KG, 5702 J0, ALT-No: A 003 TG 3691ZE, A 003 TG 5281ZE	<b>AP9018</b>
1.6 VTi 120	11/09-	5FS (EP6C)	88	1598		ALT, (Mitsubishi), FOR ALT: 120A, OE-NO 5705 KG, ALT-No: A 003 TG 3691ZE, A 003 TG 5281ZE	<b>AP9018</b>
2.0 HDi 150	11/09-		110	1997		ALT	<b>6PK1244</b>
					<b>CT1140</b> <b>CT1140K1</b>	CA CA	
<b>C4 (LC_)</b>							
1.4 16V	11/04-	KFU (ET3J4)	65	1360		ALT, AC, FOR ALT: 80A, FOR ALT: 90A ALT, AC, FOR ALT: 120A ALT, (-AC)	<b>6PK1050</b> <b>6PK1070</b> <b>6PK730</b> <b>VD1100</b>
					<b>CT1101</b> <b>CT1101K1</b>	CA CA	
1.6 16V	11/04-	NFU (TU5JP4)	80	1587		ALT, (AC), FOR ALT: 80A ALT, (AC), FOR ALT: 120A ALT, (-AC)	<b>6PK1050</b> <b>6PK1070</b> <b>6PK730</b> <b>VD1100</b>
					<b>CT1065</b> <b>CT1065K3</b> <b>CT1065WP2</b>	CA CA CA	
1.6 16V Bio-Flex	09/07-	NFU (TU5JP4)	80	1587		ALT, (AC), FOR ALT: 80A ALT, (AC), FOR ALT: 120A ALT, (-AC)	<b>6PK1050</b> <b>6PK1070</b> <b>6PK730</b> <b>VD1100</b>
					<b>CT1065</b> <b>CT1065K3</b> <b>CT1065WP2</b>	MTR-CODE: TU5JP4, CA MTR-CODE: TU5JP4, CA MTR-CODE: TU5JP4, CA	
1.6 HDi	11/04-	9HX (DV6A TED4)	66	1560		ALT, AC, ORG-NO 10556⇒, 10/2005⇒, ⇒ORG-NO 11073, ⇒02/2007 ALT, (-AC), ORG-NO 10556⇒, 10/2005⇒, ⇒ORG-NO 11073, ⇒02/2007 ALT, (-AC), ⇒ORG-NO 10555, ⇒09/2005 ALT, (AC), ⇒ORG-NO 10555, ⇒09/2005 ONLY WITH VD1096, ONLY WITH VD1094 ALT, (Valeo), FOR ALT: 150A, OE-NO 5702H4, 5705AS, 5705EY, ALT-No: TG15C020, TG15C028, TG15C053	<b>6PK1090 ELAST</b> <b>6PK780 ELAST</b> <b>6PK800</b> <b>6PK976</b> <b>MS08</b> <b>AP9013</b>





## CITROËN

C4 (LC\_)

						<p>ALT, (Valeo), FOR ALT: 150A, OE-NO 5705 AS, 5705 NH, 5705 EY, ALT-No: TG15C118</p> <p>ALT, (Bosch), FOR ALT: 150A, OE-NO 5705 AS, 5705 NH, 5705 EY, ALT-No: 0 124 525 035</p> <p>ALT, (Bosch), FOR ALT: 150A, ALT-No: 0 124 525 035, OE-NO 5705AS, 5705EY ⇒ORG-NO 10555</p> <p>ORG-NO 10556⇒</p> <p>CA, MTR-CODE: DV6ATED4</p> <p>CA, MTR-CODE: DV6ATED4</p> <p>MTR-CODE: DV6ATED4, CA</p>	<p><b>AP9019</b></p> <p><b>AP9023</b></p> <p><b>AP9042</b></p> <p><b>VD1094</b></p> <p><b>VD1096</b></p>
		9HZ (DV6TED4), 9HY (DV6TED4)	80			<p>ALT, AC, ORG-NO 10556⇒, 10/2005⇒, ⇒ORG-NO 11073, ⇒02/2007</p> <p>ALT, (-AC), ORG-NO 10556⇒, 10/2005⇒, ⇒ORG-NO 11073, ⇒02/2007</p> <p>ALT, (-AC), ⇒ORG-NO 10555, ⇒09/2005</p> <p>ALT, (AC), ⇒ORG-NO 10555, ⇒09/2005</p> <p>ONLY WITH VD1096, ONLY WITH VD1094</p> <p>ALT, (Valeo), FOR ALT: 150A, OE-NO 5702H4, 5705AS, 5705EY, ALT-No: TG15C020, TG15C028, TG15C053</p> <p>ALT, (Valeo), FOR ALT: 150A, OE-NO 5705 AS, 5705 NH, 5705 EY, ALT-No: TG15C118</p> <p>ALT, (Bosch), FOR ALT: 150A, OE-NO 5705 AS, 5705 NH, 5705 EY, ALT-No: 0 124 525 035</p> <p>ALT, (Bosch), FOR ALT: 150A, ALT-No: 0 124 525 035, OE-NO 5705AS, 5705EY (-PARTCL-FILTER), ⇒ORG-NO 10555 (-PARTCL-FILTER), ORG-NO 10556⇒ (PARTCL-FILTER)</p> <p>CA, MTR-CODE: DV6TED4</p> <p>CA, MTR-CODE: DV6TED4</p> <p>MTR-CODE: DV6TED4, CA</p>	<p><b>6PK1090 ELAST</b></p> <p><b>6PK780 ELAST</b></p> <p><b>6PK800</b></p> <p><b>6PK976</b></p> <p><b>MS08</b></p> <p><b>AP9013</b></p> <p><b>AP9019</b></p> <p><b>AP9023</b></p> <p><b>AP9042</b></p> <p><b>VD1094</b></p> <p><b>VD1096</b></p> <p><b>VD1096</b></p>
1.6 THP 140	07/08-	5FT (EP6DT)	103	1598		<p>ALT, (Mitsubishi), FOR ALT: 80A, OE-NO 5705KQ, ALT-No: A005TG0881ZE, FOR ALT: 120A, OE-NO 5705KG, ALT-No: A003TG5281ZE</p>	<b>AP9018</b>
1.6 THP 150	07/08-	5FX (EP6DT)	110	1598		<p>ALT, (Mitsubishi), FOR ALT: 80A, OE-NO 5705KQ, ALT-No: A005TG0881ZE, FOR ALT: 120A, OE-NO 5705KG, ALT-No: A003TG5281ZE</p>	<b>AP9018</b>
1.6 VTi 120	07/08-	5FW (EP6)	88	1598		<p>ALT, (Mitsubishi), FOR ALT: 80A, OE-NO 5705KQ, ALT-No: A005TG0881ZE, FOR ALT: 120A, OE-NO 5705KG, ALT-No: A003TG5281ZE</p>	<b>AP9018</b>
2.0 16V	11/04-	RFN (EW10J4)	100	1997		<p>ALT, (AC)</p> <p>CA</p> <p>CA</p> <p>CA</p>	<b>6PK1710</b>
		RFJ (EW10A)	103			<p>ALT</p> <p>ALT, (Valeo), FOR ALT: 150A, OE-NO 5705 AS, 5705 NH, 5705 EY, ALT-No: TG15C118</p> <p>ALT, (Bosch), FOR ALT: 150A, OE-NO 5705 AS, 5705 NH, 5705 EY, ALT-No: 0 124 525 035</p> <p>ALT, (Bosch), FOR ALT: 150A, OE-NO 5705 AS, 5705 NH, 5705 EY, ALT-No: 0 124 525 035</p> <p>CA, MTR-CODE: EW10A</p> <p>CA, MTR-CODE: EW10A</p>	<p><b>6PK1000</b></p> <p><b>AP9019</b></p> <p><b>AP9023</b></p> <p><b>AP9042</b></p>
		RFK (EW10J4S)	130			<p>ALT, PS, (-AC)</p> <p>ALT, (AC)</p> <p>ALT, (Valeo), FOR ALT: 150A, OE-NO 5705 AS, 5705 NH, 5705 EY, ALT-No: TG15C118</p> <p>ALT, (Bosch), FOR ALT: 150A, OE-NO 5705 AS, 5705 NH, 5705 EY, ALT-No: 0 124 525 035</p> <p>ALT, (Bosch), FOR ALT: 150A, OE-NO 5705 AS, 5705 NH, 5705 EY, ALT-No: 0 124 525 035</p> <p>CA, MTR-CODE: EW10J4S</p> <p>CA</p>	<p><b>6PK1185</b></p> <p><b>6PK1710</b></p> <p><b>AP9019</b></p> <p><b>AP9023</b></p> <p><b>AP9042</b></p>
2.0 HDi	11/04-	RHR (DW10B TED4)	100	1997		<p>ALT, AC, MTR-CODE: DW10BTED4</p> <p>ALT, (Valeo), FOR ALT: 150A, OE-NO 5705 AS, 5705 NH, 5705 EY, ALT-No: TG15C118</p> <p>ALT, (Bosch), FOR ALT: 150A, OE-NO 5705</p>	<p><b>6PK1217</b></p> <p><b>AP9019</b></p> <p><b>AP9023</b></p>



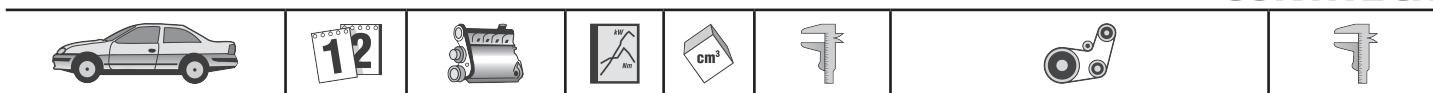


CITROËN

**CITROËN**

C4 (LC_)						
					AS, 5705 NH, 5705 EY, ALT-No: 0 124 525 035 ALT, (Bosch), FOR ALT: 150A, ALT-No: 0 124 525 035, OE-NO 5705AS, 5705EY ⇒09/2006, ⇒ORG-NO 10912 CA, MTR-CODE: DW10BTED4 CA, MTR-CODE: DW10BTED4 CA, MTR-CODE: DW10BTED4	AP9042 VD1092
	07/08-	RHF (DW10BTED4)	103		ALT, MTR-CODE: DW10CTED4 ALT, (Valeo), FOR ALT: 150A, OE-NO 5705 AS, 5705 NH, 5705 EY, ALT-No: TG15C118 ALT, (Bosch), FOR ALT: 150A, OE-NO 5705 AS, 5705 NH, 5705 EY, ALT-No: 0 124 525 035 ALT, (Bosch), FOR ALT: 150A, ALT-No: 0 124 525 035, OE-NO 5705AS, 5705EY CA, MTR-CODE: DW10CTED4 CA, MTR-CODE: DW10CTED4	6PK1244 AP9019 AP9023 AP9042
C4 Coupe (LA_)						
1.4 16V	11/04-	KFU (ET3J4)	65	1360	ALT, AC, FOR ALT: 80A ALT, (-AC) CA CA	6PK1050 6PK730 VD1100
1.6 16V	11/04-	NFU (TU5JP4)	80	1587	ALT, (AC), FOR ALT: 80A ALT, (AC), FOR ALT: 120A ALT, (-AC) CA CA CA	6PK1050 6PK1070 6PK730 VD1100
1.6 HDi	11/04-	9HX (DV6ATED4)	66	1560	ALT, (AC), ORG-NO 10556⇒, 10/2005⇒, ⇒ORG-NO 11073, ⇒02/2007 ALT, (-AC), ORG-NO 10556⇒, 10/2005⇒, ⇒ORG-NO 11073, ⇒02/2007 ALT, (-AC), ⇒ORG-NO 10555, ⇒09/2005 ALT, (AC), ⇒ORG-NO 10555, ⇒09/2005 ONLY WITH VD1096, ONLY WITH VD1094 ALT, (Valeo), FOR ALT: 150A, OE-NO 5702H4, 5705AS, 5705EY, ALT-No: TG15C020, TG15C028, TG15C053 ALT, (Valeo), FOR ALT: 150A, OE-NO 5705 AS, 5705 NH, 5705 EY, ALT-No: TG15C118 ALT, (Bosch), FOR ALT: 150A, OE-NO 5705 AS, 5705 NH, 5705 EY, ALT-No: 0 124 525 035 ALT, (Bosch), FOR ALT: 150A, ALT-No: 0 124 525 035, OE-NO 5705AS, 5705EY ⇒ORG-NO 10555 ORG-NO 10556⇒ CA, MTR-CODE: DV6ATED4 CA, MTR-CODE: DV6ATED4 MTR-CODE: DV6ATED4, CA	6PK1090 ELAST 6PK780 ELAST 6PK800 6PK976 MS08 AP9013 AP9019 AP9023 AP9042 VD1094 VD1096
		9HZ (DV6TED4), 9HY (DV6TED4)	80		ALT, AC, ORG-NO 10556⇒, 10/2005⇒, ⇒ORG-NO 11073, ⇒02/2007 ALT, (-AC), ORG-NO 10556⇒, 10/2005⇒, ⇒ORG-NO 11073, ⇒02/2007 ALT, (-AC), ⇒ORG-NO 10555, ⇒09/2005 ALT, (AC), ⇒ORG-NO 10555, ⇒09/2005 ONLY WITH VD1096, ONLY WITH VD1094 ALT, (Valeo), FOR ALT: 150A, OE-NO 5702H4, 5705AS, 5705EY, ALT-No: TG15C020, TG15C028, TG15C053 ALT, (Valeo), FOR ALT: 150A, OE-NO 5705 AS, 5705 NH, 5705 EY, ALT-No: TG15C118 ALT, (Bosch), FOR ALT: 150A, OE-NO 5705 AS, 5705 NH, 5705 EY, ALT-No: 0 124 525 035 ALT, (Bosch), FOR ALT: 150A, ALT-No: 0 124 525 035, OE-NO 5705AS, 5705EY (-PARTCL-FILTER), ⇒ORG-NO 10555 (-PARTCL-FILTER), ORG-NO 10556⇒ (PARTCL-FILTER) CA, MTR-CODE: DV6TED4 CA, MTR-CODE: DV6TED4 MTR-CODE: DV6TED4, CA	6PK1090 ELAST 6PK780 ELAST 6PK800 6PK976 MS08 AP9013 AP9019 AP9023 AP9042 VD1094 VD1096 VD1096
1.6 THP 150	07/08-	5FX (EP6DT)	110	1598	ALT, (Mitsubishi), FOR ALT: 80A, OE-NO 5705KQ, ALT-No: A005TG0881ZE, FOR	AP9018





## CITROËN

### C4 Coupe (LA\_)

						ALT, 120A, OE-NO 5705KG, ALT-No: A003TG5281ZE	
1.6 VTi 120	07/08-	5FW (EP6)	88	1598		ALT, (Mitsubishi), FOR ALT: 80A, OE-NO 5705KQ, ALT-No: A005TG0881ZE, FOR ALT: 120A, OE-NO 5705KG, ALT-No: A003TG5281ZE	<b>AP9018</b>
2.0 16V	11/04-	RFN (EW10J4)	100	1997	<b>CT1138</b> <b>CT1138K1</b> <b>CT1138WP1</b>	ALT, (AC) CA	<b>6PK1710</b>
		RFK (EW10J4S)	130		<b>CT1110</b> <b>CT1110K2</b>	ALT, PS, (-AC) ALT, PS, AC CA, MTR-CODE: EW10J4S CA	<b>6PK1185</b> <b>6PK1710</b>
2.0 HDi	11/04-	RHR (DW10B TED4)	100	1997	<b>CT1091</b> <b>CT1091K1</b> <b>CT1091WP1</b>	ALT, AC, MTR-CODE: DW10BTED4 ALT, (Valeo), FOR ALT: 150A, OE-NO 5705 AS, 5705 NH, 5705 EY, ALT-No: TG15C118 ALT, (Bosch), FOR ALT: 150A, OE-NO 5705 AS, 5705 NH, 5705 EY, ALT-No: 0 124 525 035	<b>6PK1217</b> <b>AP9019</b> <b>AP9023</b>
						ALT, (Bosch), FOR ALT: 150A, ALT-No: 0 124 525 035, OE-NO 5705AS, 5705EY ⇒09/2006, ⇒ORG-NO 10912 CA, MTR-CODE: DW10BTED4 CA, MTR-CODE: DW10BTED4 CA, MTR-CODE: DW10BTED4	<b>AP9042</b> <b>VD1092</b>
	07/08-	RHF (DW10B TED4)	103		<b>CT1140</b> <b>CT1140K1</b>	ALT, MTR-CODE: DW10CTED4 ALT, (Valeo), FOR ALT: 150A, OE-NO 5705 AS, 5705 NH, 5705 EY, ALT-No: TG15C118 ALT, (Bosch), FOR ALT: 150A, OE-NO 5705 AS, 5705 NH, 5705 EY, ALT-No: 0 124 525 035 ALT, (Bosch), FOR ALT: 150A, ALT-No: 0 124 525 035, OE-NO 5705AS, 5705EY CA, MTR-CODE: DW10CTED4 CA, MTR-CODE: DW10CTED4	<b>6PK1244</b> <b>AP9019</b> <b>AP9023</b> <b>AP9042</b>

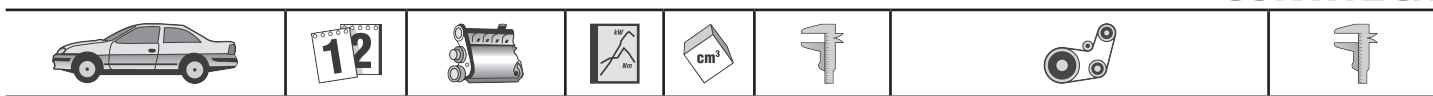
### C4 Grand Picasso (UA\_)

1.6 16V	07/08-	5FT (EP6DT)	103	1598		ALT, (Mitsubishi), FOR ALT: 80A, OE-NO 5705KQ, ALT-No: A005TG0881ZE, FOR ALT: 120A, OE-NO 5705KG, ALT-No: A003TG5281ZE	<b>AP9018</b>
	10/08-	5FX (EP6DT)	110			ALT ALT, (Mitsubishi), FOR ALT: 80A, OE-NO 5705KQ, ALT-No: A005TG0881ZE, FOR ALT: 120A, OE-NO 5705KG, ALT-No: A003TG5281ZE	<b>6PK906</b> <b>AP9018</b>
1.6 HDi	10/06-	9HZ (DV6TED4), 9HY (DV6TED4)	80	1560	<b>CT1092</b> <b>CT1092K1</b> <b>CT1092WP1</b>	ALT, (AC), ⇒ORG-NO 10948 ALT, (-AC) ALT, (-AC), (FAP) ALT, (AC), ORG-NO 10949⇒ ONLY WITH VD1096 ALT, (Valeo), FOR ALT: 150A, OE-NO 5705 AS, 5705 EY, ALT-No: TG15C020, TG15C028, TG15C053, FOR ALT: 180A, OE-NO 5705 AX, 5705 EE, ALT-No: FG 18 S 017, FG 18 S 048 ALT, (Valeo), FOR ALT: 150A, OE-NO 5705 AS, 5705 NH, 5705 EY, ALT-No: TG15C118 ALT, (Bosch), FOR ALT: 150A, OE-NO 5705 AS, 5705 NH, 5705 EY, ALT-No: 0 124 525 035 ALT, (Bosch), FOR ALT: 150A, ALT-No: 0 124 525 035, OE-NO 5705AS, 5705EY CA, MTR-CODE: DV6TED4 CA, MTR-CODE: DV6TED4 MTR-CODE: DV6TED4, CA	<b>6PK1090 ELAST</b> <b>6PK780 ELAST</b> <b>6PK800</b> <b>6PK976</b> <b>MS08</b> <b>AP9013</b> <b>AP9019</b> <b>AP9023</b> <b>AP9042</b> <b>VD1096</b>
						1.6 HDi 110	09/10-


**CITROËN**
**C4 Grand Picasso (UA\_)**

						AS, 5705 NH, 5705 EY, ALT-No: 0 124 525 035	
1.6 THP 155	09/10-	5FV (EP6CDT)	115	1598		ALT, (Mitsubishi), FOR ALT: 120A, OE-NO 5705 KG, ALT-No: A 003 TG 3691ZE, A 003 TG 5281ZE	<b>AP9018</b>
1.6 VTi 120	07/08-	5FW (EP6)	88	1598		ALT, (Mitsubishi), FOR ALT: 80A, OE-NO 5705KQ, ALT-No: A005TG0881ZE, FOR ALT: 120A, OE-NO 5705KG, ALT-No: A003TG5281ZE	<b>AP9018</b>
1.8 i 16V	10/06-	6FY (EW7A)	92	1749	<b>CT1110</b> <b>CT1110K1</b>	CA CA	<b>6PK1000</b>
2.0 HdI 138	10/06-	RHJ (DW10B TED4), RHR (DW10BTED4)	100	1997	<b>CT1091</b> <b>CT1091K1</b> <b>CT1091WP1</b>	ALT, AC, MTR-CODE: DW10BTED4 ALT, (Valeo), FOR ALT: 150A, OE-NO 5705 AX, 5705 EE, ALT-No: TG 15 S 020, TG 15 S 028, TG 15 S 053, FOR ALT: 180A, OE-NO 5705AX, 5705EE, ALT-No: FG 18 S 017 ALT, (Valeo), FOR ALT: 150A, OE-NO 5705 AS, 5705 NH, 5705 EY, ALT-No: TG15C118 ALT, (Bosch), FOR ALT: 150A, OE-NO 5705 AS, 5705 NH, 5705 EY, ALT-No: 0 124 525 035 ALT, (Mitsubishi), FOR ALT: 180A, OE-NO 5705AX, 5705EE, ALT-No: A004TJ0084 ALT, (Bosch), FOR ALT: 150A, ALT-No: 0 124 525 035, OE-NO 5705AS, 5705EY CA, MTR-CODE: DW10BTED4 CA, MTR-CODE: DW10BTED4 CA, MTR-CODE: DW10BTED4	<b>6PK1217</b> <b>AP9013</b>  <b>AP9019</b> <b>AP9023</b>  <b>AP9040</b> <b>AP9042</b>
2.0 HdI 150	07/09-		110	1997	<b>CT1140</b> <b>CT1140K1</b>	ALT ALT, (Valeo), FOR ALT: 180A, OE-NO 5705AX, 5705EE, ALT-No: FG 18 S 017 ALT, (Mitsubishi), FOR ALT: 180A, OE-NO 5705AX, 5705EE, ALT-No: A004TJ0084 ALT, (Bosch), FOR ALT: 150A, ALT-No: 0 124 525 035, OE-NO 5705AS, 5705EY CA CA, MTR-CODE: DW10DTED4	<b>6PK1244</b> <b>AP9013</b>  <b>AP9040</b> <b>AP9042</b>
2.0 HdI 165	09/10-	RHH (DW10C TED4)	120	1997	<b>CT1140</b> <b>CT1140K1</b>	ALT CA CA	<b>6PK1244</b>
2.0 i 16V	10/06-	RFJ (EW10A)	103	1997	<b>CT1110</b> <b>CT1110K1</b>	ALT CA CA	<b>6PK1000</b>
<b>C4 Picasso (UD_)</b>							
1.6 16V	07/08-	5FX (EP6DT)	110	1598		ALT, (Mitsubishi), FOR ALT: 120A, OE-NO 5705 KG, 5700 JO, ALT-No: A 003 TG 3691ZE, A 003 TG 5281ZE	<b>AP9018</b>
1.6 HdI	02/07-	9HZ (DV6TED4), 9HY (DV6TED4)	80	1560	<b>CT1092</b> <b>CT1092K1</b> <b>CT1092WP1</b>	ALT, (AC), ⇒ ORG-NO 10948 ALT, (-AC) ALT, (-AC), (FAP) ALT, (AC), ORG-NO 10949⇒ ONLY WITH VD1096 ALT, (Valeo), FOR ALT: 150A, OE-NO 5705AS, 5705EY, ALT-No: TG15C020, TG15C028, TG15C053, FOR ALT: 180A, OE-NO 5705 AX, 5705 EE, ALT-No: FG 18 S 017, FG 18 S 048 ALT, (Valeo), FOR ALT: 150A, OE-NO 5705 AS, 5705 NH, 5705 EY, ALT-No: TG15C118 ALT, (Bosch), FOR ALT: 150A, OE-NO 5705 AS, 5705 NH, 5705 EY, ALT-No: 0 124 525 035 ALT, (Bosch), FOR ALT: 150A, ALT-No: 0 124 525 035, OE-NO 5705AS, 5705EY CA, MTR-CODE: DV6TED4 CA, MTR-CODE: DV6TED4 MTR-CODE: DV6TED4, CA	<b>6PK1090 ELAST</b> <b>6PK780 ELAST</b> <b>6PK800</b> <b>6PK976</b> <b>MS08</b> <b>AP9013</b>  <b>AP9019</b> <b>AP9023</b>  <b>AP9042</b> <b>VD1096</b>
1.6 HdI 110	09/10-	9HR (DV6C)	82	1560		ALT, (Valeo), FOR ALT: 150A, OE-NO 5705AS, 5705EY, ALT-No: TG15C020, TG15C028, TG15C053, FOR ALT: 180A, OE-NO 5705 AX, 5705 EE, ALT-No: FG 18 S 017, FG 18 S 048 ALT, (Valeo), FOR ALT: 150A, OE-NO 5705 AS, 5705 NH, 5705 EY, ALT-No: TG15C118 ALT, (Bosch), FOR ALT: 150A, OE-NO 5705 AS, 5705 NH, 5705 EY, ALT-No: 0 124 525	<b>AP9013</b>  <b>AP9019</b> <b>AP9023</b>





## CITROËN

### C4 Picasso (UD\_)

						035 ALT, (Bosch), FOR ALT: 150A, OE-NO 5705 AS, 5705 NH, 5705 EY, ALT-No: 0 124 525 035	<b>AP9042</b>
1.6 THP 140	07/08-	5FT (EP6DT)	103	1598		ALT, (Mitsubishi), FOR ALT: 120A, OE-NO 5705 KG, 5702 J0, ALT-No: A 003 TG 3691ZE, A 003 TG 5281ZE	<b>AP9018</b>
1.6 THP 155	09/10-	5FV (EP6CDT)	115	1598		ALT, (Mitsubishi), FOR ALT: 120A, OE-NO 5705 KG, ALT-No: A 003 TG 3691ZE, A 003 TG 5281ZE	<b>AP9018</b>
1.6 VTi 120	07/08-	5FW (EP6)	88	1598		ALT, (Mitsubishi), FOR ALT: 80A, OE-NO 5705KQ, ALT-No: A005TG0881ZE, FOR ALT: 120A, OE-NO 5705KG, ALT-No: A003TG5281ZE	<b>AP9018</b>
1.8 i 16V	02/07-	6FY (EW7A)	92	1749	<b>CT1110</b> <b>CT1110K1</b>	CA CA, MTR-CODE: EW7A CA, MTR-CODE: EW7A	<b>6PK1000</b>
2.0 HDi 138	02/07-	RHJ (DW10B TED4), RHR (DW10BTED4)	100	1997		ALT, AC, MTR-CODE: DW10BTED4 ALT, MTR-CODE: DW10CTED4 ALT, (Valeo), FOR ALT: 150A, OE-NO 5705 AS, 5705 EY, ALT-No: TG 15 C 020, TG 15 C 028, TG 15 C 053, FOR ALT: 180A, OE-NO 5705AX, 5705EE, ALT-No: FG 18 S 017, FG 18 S 048 ALT, (Valeo), FOR ALT: 150A, OE-NO 5705 AS, 5705 NH, 5705 EY, ALT-No: TG15C118 ALT, (Bosch), FOR ALT: 150A, OE-NO 5705 AS, 5705 NH, 5705 EY, ALT-No: 0 124 525 035 ALT, (Bosch), FOR ALT: 150A, ALT-No: 0 124 525 035, OE-NO 5705AS, 5705EY CA, MTR-CODE: DW10BTED4 CA, MTR-CODE: DW10BTED4 CA, MTR-CODE: DW10BTED4 CA, MTR-CODE: DW10CTED4 CA, MTR-CODE: DW10CTED4	<b>6PK1217</b> <b>6PK1244</b> <b>AP9013</b>  <b>AP9019</b> <b>AP9023</b>  <b>AP9042</b>
2.0 HDi 150	07/09-		110	1997	<b>CT1140</b> <b>CT1140K1</b>	ALT ALT, (Valeo), FOR ALT: 180A, OE-NO 5705AX, 5705EE, ALT-No: FG 18 S 017 ALT, (Mitsubishi), FOR ALT: 180A, OE-NO 5705AX, 5705EE, ALT-No: A004TJ0084 ALT, (Bosch), FOR ALT: 150A, ALT-No: 0 124 525 035, OE-NO 5705AS, 5705EY CA CA, MTR-CODE: DW10DTED4	<b>6PK1244</b> <b>AP9013</b>  <b>AP9040</b>  <b>AP9042</b>
2.0 HDi 165	09/10-	RHH (DW10C TED4)	120	1997	<b>CT1140</b> <b>CT1140K1</b>	ALT CA CA	<b>6PK1244</b>
2.0 i 16V	02/07-	RFJ (EW10A)	103	1997	<b>CT1110</b> <b>CT1110K1</b>	ALT CA, MTR-CODE: EW10A CA, MTR-CODE: EW10A	<b>6PK1000</b>
<b>C4 Stufenheck</b>							
1.6 16V	07/06-	NFU (TU5JP4)	80	1587	<b>CT1065</b> <b>CT1065K3</b> <b>CT1065WP2</b>	ALT, (AC), FOR ALT: 80A ALT, (AC), FOR ALT: 120A ALT, (-AC) FOR ALT: 80A CA CA CA CA	<b>6PK1054</b> <b>6PK1070</b> <b>6PK730</b> <b>VD1100</b>
1.6 HDi	07/06-	9HZ (DV6TED4), 9HY (DV6TED4)	80	1560		ALT, AC, ORG-NO 10556⇔, 10/2005⇔, ⇔ORG-NO 11073, ⇔02/2007 ALT, (-AC), ORG-NO 10556⇔, 10/2005⇔, ⇔ORG-NO 11073, ⇔02/2007 ALT, (Valeo), FOR ALT: 150A, OE-NO 5705 AS, 5705 NH, 5705 EY, ALT-No: TG15C118 ALT, (Bosch), FOR ALT: 150A, OE-NO 5705 AS, 5705 NH, 5705 EY, ALT-No: 0 124 525 035 ALT, (Bosch), FOR ALT: 150A, ALT-No: 0 124 525 035, OE-NO 5705AS, 5705EY (-PARTCL-FILTER), ORG-NO 10556⇔ (PARTCL-FILTER) CA, MTR-CODE: DV6TED4 CA, MTR-CODE: DV6TED4 MTR-CODE: DV6TED4, CA	<b>6PK1090 ELAST</b> <b>6PK780 ELAST</b>  <b>AP9019</b>  <b>AP9023</b>  <b>AP9042</b>  <b>VD1096</b> <b>VD1096</b>
2.0 16V	07/06-	RFJ (EW10A)	103	1997		ALT, (Valeo), FOR ALT: 150A, OE-NO 5705 AS, 5705 NH, 5705 EY, ALT-No: TG15C118 ALT, (Bosch), FOR ALT: 150A, OE-NO 5705	<b>AP9019</b>  <b>AP9023</b>



## CITROËN

### C4 Stufenheck

						AS, 5705 NH, 5705 EY, ALT-No: 0 124 525 035 ALT, (Bosch), FOR ALT: 150A, OE-NO 5705 AS, 5705 NH, 5705 EY, ALT-No: 0 124 525 035	<b>AP9042</b>
2.0 Flex	07/06-	RFJ (EW10A)	103	1997		ALT, (Valeo), FOR ALT: 150A, OE-NO 5705 AS, 5705 NH, 5705 EY, ALT-No: TG15C118 ALT, (Bosch), FOR ALT: 150A, OE-NO 5705 AS, 5705 NH, 5705 EY, ALT-No: 0 124 525 035 ALT, (Bosch), FOR ALT: 150A, OE-NO 5705 AS, 5705 NH, 5705 EY, ALT-No: 0 124 525 035	<b>AP9019</b> <b>AP9023</b> <b>AP9042</b>

### C5 (DC\_)

1.8 16V (DC6FZB, DC6FZE)	03/01-08/04	6FZ (EW7J4)	85	1749	<b>CT1138</b> <b>CT1138K1</b> <b>CT1138WP1</b>	ALT, (-AC) ALT, (AC) CA CA CA	<b>6PK1190</b> <b>6PK1710</b>
2.0 16V (DCRFNC, DCRFNF)	03/01-08/04	RFN (EW10J4)	100	1997	<b>CT1138</b> <b>CT1138K1</b> <b>CT1138WP1</b>	ALT, PS ALT, PS, AC CA CA CA	<b>6PK1185</b> <b>6PK1710</b>
2.0 16V HPI (DCRLZB)	03/01-08/04	RLZ (EW10D)	103	1997	<b>CT1019</b> <b>CT1019K1</b>	ALT, PS, (-AC) ALT, PS, AC CA CA	<b>6PK1185</b> <b>6PK1710</b>
2.0 HDi	03/01-08/04	RHZ (DW10ATED), RHS (DW10ATED)	79	1997	<b>CT987</b> <b>CT987K1</b> <b>CT987K2</b> <b>CT987WP1</b> <b>CT987WP2</b>	ALT, (-AC) ALT, (AC), ⇒ORG-NO 09337, (SANDEN) ALT, (AC), ⇒ORG-NO 09337, (SANDEN) ALT, (AC), ORG-NO 09338⇒, (SANDEN) ALT, (AC), (DELPHI) ALT, (AC), (AUTOM), ⇒ORG-NO 09365, (DELPHI) ALT, (AC), (MANL), ⇒ORG-NO 09337, (DELPHI) ALT, (Valeo), FOR ALT: 150A, OE-NO 5705 AS, 5705 NH, 5705 EY, ALT-No: TG15C118 ALT, (Bosch), FOR ALT: 150A, OE-NO 5705 ER, 5705 AA, ALT-No: 0 124 615 027, OE-NO 5705 AS, 5705 NH, 5705 EY, ALT-No: 0 124 525 035 ALT, (Bosch), FOR ALT: 150A, ALT-No: 0124 615 027, OE-NO 5705AA, 5705ER, ALT-No: 0 124 525 035, OE-NO 5705AS, 5705EY, (AC) (MANL), ⇒ORG-NO 09337 (AUTOM), ⇒ORG-NO 09365 (MANL), ORG-NO 09338⇒ (AUTOM), ORG-NO 09366⇒ CA CA, ⇒ORG-NO 08756 CA, ORG-NO 08757⇒ CA, ⇒ORG-NO 08756 CA, ORG-NO 08757⇒	<b>6PK1453</b> <b>6PK1740</b> <b>6PK1740D1</b> <b>6PK1743</b> <b>6PK1750</b> <b>6PK1750D2</b> <b>6PK1750D2</b> <b>AP9019</b> <b>AP9023</b> <b>AP9042</b> <b>VD1080</b> <b>VD1080</b> <b>VD1095</b> <b>VD1095</b>
2.0 HDi (DCRHYB)	03/01-08/04	RHY (DW10TD)	66	1997		ALT, (-AC) ALT, (AC), (SANDEN) ALT, (AC), (SANDEN), ⇒ORG-NO 09337 ALT, (AC), (DELPHI) ALT, (AC), (DELPHI), ⇒ORG-NO 09337 ONLY WITH VD1080, ONLY WITH VD1095 ALT, (Valeo), FOR ALT: 150A, OE-NO 5705 AS, 5705 NH, 5705 EY, ALT-No: TG15C118 ALT, (Bosch), FOR ALT: 150A, OE-NO 5705 ER, 5705 AA, ALT-No: 0 124 615 027, OE-NO 5705 AS, 5705 NH, 5705 EY, ALT-No: 0 124 525 035 (AC), ⇒ORG-NO 09520, ALT, OE-NO 5705 AA, 5705 ER, (Valeo), FOR ALT: 150A ALT, (Bosch), FOR ALT: 150A, ALT-No: 0124 615 027, OE-NO 5705AA, 5705ER, ALT-No: 0 124 525 035, OE-NO 5705AS, 5705EY, (AC) (MANL), ⇒ORG-NO 09337 (AUTOM), ⇒ORG-NO 09365 (MANL), ORG-NO 09338⇒ (AUTOM), ORG-NO 09366⇒	<b>6PK1453</b> <b>6PK1740</b> <b>6PK1740D1</b> <b>6PK1750</b> <b>6PK1750D2</b> <b>MS02</b> <b>AP9019</b> <b>AP9023</b> <b>AP9038</b> <b>AP9042</b> <b>VD1080</b> <b>VD1080</b> <b>VD1095</b> <b>VD1095</b>





## CITROËN

**C5 (DC\_)**

					<b>CT987</b> CA <b>CT987K1</b> CA, ⇒ORG-NO 08756 <b>CT987K2</b> CA, ORG-NO 08757⇒ <b>CT987WP1</b> CA, ⇒ORG-NO 08756 <b>CT987WP2</b> CA, ORG-NO 08757⇒	
2.0 HDi (DCRHZB, DCRHZE)	03/01-08/04	RHZ (DW10ATED)	80	1997	<b>CT987</b> CA <b>CT987K1</b> CA, ⇒ORG-NO 08756 <b>CT987K2</b> CA, ORG-NO 08757⇒ <b>CT987WP1</b> CA, ⇒ORG-NO 08756 <b>CT987WP2</b> CA, ORG-NO 08757⇒	ALT, (-AC) ALT, (AC), ⇒ORG-NO 09337, (SANDEN) <b>6PK1453</b> ALT, (AC), ⇒ORG-NO 09337, (SANDEN) <b>6PK1740</b> ALT, (AC), ORG-NO 09338⇒, (SANDEN) <b>6PK1740D1</b> ALT, (AC), (DELPHI) <b>6PK1743</b> ALT, (AC), (AUTOM), ⇒ORG-NO 09365, (DELPHI) <b>6PK1750</b> ALT, (AC), (MANL), ⇒ORG-NO 09337, (DELPHI) <b>6PK1750D2</b> ONLY WITH VD1080, ONLY WITH VD1095 <b>MS01</b> ALT, (Valeo), FOR ALT: 150A, OE-NO 5705 AS, 5705 NH, 5705 EY, ALT-No: TG15C118 <b>AP9019</b> ALT, (Bosch), FOR ALT: 150A, OE-NO 5705 AA, 5705 ER, ALT-No: 0 124 615 027, OE-NO 5705 AS, 5705 NH, 5705 EY, ALT-No: 0 124 525 035 <b>AP9023</b> (AC), ⇒ORG-NO 09520, ALT, OE-NO 5705 AA, 5705 ER, (Valeo), FOR ALT: 150A <b>AP9038</b> ALT, (Bosch), FOR ALT: 150A, ALT-No: 0124 615 027, OE-NO 5705AA, 5705ER, ALT-No: 0 124 525 035, OE-NO 5705AS, 5705EY, (AC) <b>AP9042</b> (MANL), ⇒ORG-NO 09337 <b>VD1080</b> (AUTOM), ⇒ORG-NO 09365 <b>VD1080</b> (MANL), ORG-NO 09338⇒ <b>VD1095</b> (AUTOM), ORG-NO 09366⇒ <b>VD1095</b>
2.2 HDi (DC4HXB, DC4HXE)	03/01-08/04	4HX (DW 12TED4/FAP)	98	2179	<b>CT987</b> CA <b>CT987K1</b> CA, ⇒ORG-NO 08756 <b>CT987K2</b> CA, ORG-NO 08757⇒ <b>CT987WP1</b> CA, ⇒ORG-NO 08756 <b>CT987WP2</b> CA, ORG-NO 08757⇒	ALT, (-AC) <b>6PK1453</b> ALT, (AC), (SANDEN) <b>6PK1740</b> ALT, (AC), (SANDEN) <b>6PK1740D1</b> ALT, (AC), (DELPHI) <b>6PK1750</b> ALT, (AC), (DELPHI) <b>6PK1750D2</b> ONLY WITH VD1080 <b>MS02</b> ALT, (Valeo), FOR ALT: 150A, OE-NO 5705 AS, 5705 NH, 5705 EY, ALT-No: TG15C118 <b>AP9019</b> ALT, (Bosch), FOR ALT: 150A, OE-NO 5705 AA, 5705 ER, ALT-No: 0 124 615 027, OE-NO 5705 AS, 5705 NH, 5705 EY, ALT-No: 0 124 525 035 <b>AP9023</b> ALT, OE-NO 5705 AA, 5705 ER, (Valeo), FOR ALT: 150A <b>AP9038</b> ALT, (Bosch), FOR ALT: 150A, ALT-No: 0124 615 027, OE-NO 5705AA, 5705ER, ALT-No: 0 124 525 035, OE-NO 5705AS, 5705EY <b>AP9042</b> <b>VD1080</b>
3.0 V6 (DCXFXC, DCXFXF)	03/01-08/04	XFX (ES9J4S)	152	2946	<b>CT1037</b> CA, MTR-CODE: DW12TED4 <b>CT1037K2</b> CA, MTR-CODE: DW12TED4, ORG-NO 10011⇒	ALT, AC <b>6PK1590</b> <b>CT1052</b> CA <b>CT1052K1</b> CA
<b>C5 (RC_)</b>						
1.6 HDi (RC8HZB)	09/04-	9HY (DV6TED4)	80	1560	<b>CT1092</b> CA	ALT <b>6PK1710</b> ONLY WITH VD1096, ONLY WITH VD1094 <b>MS08</b> ALT, (Valeo), FOR ALT: 150A, OE-NO 5702H4, 5705AS, 5705EY, ALT-No: TG15C020, TG15C028, TG15C053 <b>AP9019</b> ALT, (Valeo), FOR ALT: 150A, OE-NO 5705 AS, 5705 NH, 5705 EY, ALT-No: TG15C118 <b>AP9023</b> ALT, (Bosch), FOR ALT: 150A, OE-NO 5705 AS, 5705 NH, 5705 EY, ALT-No: 0 124 525 035 <b>AP9042</b> ALT, (Bosch), FOR ALT: 150A, OE-NO 5705 AS, 5705 NH, 5705 EY, ALT-No: 0 124 525 035 <b>AP9042</b> ⇒ORG-NO 10555 <b>VD1094</b> ORG-NO 10556⇒ <b>VD1096</b>

**CITROËN**



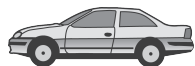


CITROËN

## CITROËN

C5 (RC_)					
					CT1092K1 CA CT1092WP1 CA
1.8 16V	09/05-	6FY (EW7A)	92	1749	ALT CA, MTR-CODE: EW7A CA, MTR-CODE: EW7A
					6PK1000
1.8 16V (RC6FZB)	09/04-	6FZ (EW7J4)	85	1749	ALT, PS, AC CA CA CA
					6PK1710
2.0 16V (RCRFJB, RCRFJC)	09/04-	RFJ (EW10A)	103	1997	ALT CA, MTR-CODE: EW10A CA, MTR-CODE: EW10A
					6PK1000
2.0 HDi (RCRHRH)	09/04-	RHR (DW10B TED4)	100	1997	ALT, AC ALT, (Valeo), FOR ALT: 150A, OE-NO 5705AS, 5705EY, ALT-No: TG15C020, TG15C028, TG15C053, FOR ALT: 180A, OE-NO 5705AX, 5705EE, ALT-No: FG 18 S 017 ALT, (Valeo), FOR ALT: 150A, OE-NO 5705 AS, 5705 NH, 5705 EY, ALT-No: TG15C118 ALT, (Bosch), FOR ALT: 150A, OE-NO 5705 AS, 5705 NH, 5705 EY, ALT-No: 0 124 525 035 ALT, (Bosch), FOR ALT: 150A, ALT-No: 0124 615 027, OE-NO 5705AA, 5705ER, ALT-No: 0 124 525 035, OE-NO 5705AS, 5705EY ⇒09/2006, ⇒ORG-NO 10912
					6PK1217 AP9013
					AP9019
					AP9023
					AP9042
					VD1092
					CT1091 CA CT1091K1 CA CT1091WP1 CA
2.2 HDi	04/06-	4HT (DW12B TED4)	125	2179	ALT ALT, (Valeo), FOR ALT: 150A, OE-NO 5705AS, 5705EY, ALT-No: TG15C020, TG15C028, TG15C053, FOR ALT: 180A, OE-NO 5705AX, 5705EE, ALT-No: FG 18 S 017 ALT, (Bosch), FOR ALT: 150A, ALT-No: 0124 615 027, OE-NO 5705AA, 5705ER, ALT-No: 0 124 525 035, OE-NO 5705AS, 5705EY
					6PK1205 AP9013
					AP9042
					CT1142 CA CT1142K1 CA
2.2 HDi (RC4HXE)	09/04-	4HX (DW 12TED4/FAP)	98	2179	ALT, (AC), MTR-CODE: DW12TED4 MTR-CODE: DW12TED4, ALT, (AC) ALT, (Valeo), FOR ALT: 150A, OE-NO 5705 AS, 5705 NH, 5705 EY, ALT-No: TG15C118 ALT, (Bosch), FOR ALT: 150A, ALT-No: 0 124 525 035, OE-NO 5705 AS, 5705 NH, 5705 EY ALT, OE-NO 5705 AA, 5705 ER, (Valeo), FOR ALT: 150A ALT, (Bosch), FOR ALT: 150A, ALT-No: 0124 615 027, OE-NO 5705AA, 5705ER, ALT-No: 0 124 525 035, OE-NO 5705AS, 5705EY, (AC)
					6PK1740 6PK1740D1 AP9019 AP9023 AP9038 AP9042 VD1080
					CT1037 CA, MTR-CODE: DW12TED4 CT1037K2 CA, ORG-NO 10011⇒
3.0 V6 (RCXFUF)	09/04-	XFV (ES9A)	152	2946	ALT, AC CA CA
					6PK1590
					CT1052 CA CT1052K1 CA
C5 (RD_)					
1.6 HDi	02/08-	9HZ (DV6TED4)	80	1560	ALT ALT, (Valeo), FOR ALT: 180A, OE-NO 5705 AX, 5705 EE, ALT-No: FG 18 S 017, FG 18 S 048 ALT, (Valeo), FOR ALT: 150A, OE-NO 5705 AS, 5705 NH, 5705 EY, ALT-No: TG15C118 ALT, (Bosch), FOR ALT: 150A, ALT-No: 0 124 525 035, OE-NO 5705 AS, 5705 NH, 5705 EY ALT, (Bosch), FOR ALT: 150A, ALT-No: 0124 615 027, OE-NO 5705AA, 5705ER, ALT-No: 0 124 525 035, OE-NO 5705AS, 5705EY
					6PK1710 AP9013 AP9019 AP9023 AP9042 VD1096
					CT1092 CA





## CITROËN

C5 (RD\_)

					<b>CT1092K1</b> <b>CT1092WP1</b>	CA CA	
1.6 HDi 110	07/10-	9HR (DV6C)	82	1560		ALT, (-AC), (-ELECTR PS) ALT, (AC), (ELECTR PS) ALT, (Valeo), FOR ALT: 180A, OE-NO 5705 AX, 5705 EE, ALT-No: FG 18 S 017, FG 18 S 048, MTR-CODE: DV6TED4 ALT, (Valeo), FOR ALT: 150A, OE-NO 5705 AS, 5705 NH, 5705 EY, ALT-No: TG15C118 ALT, (Bosch), FOR ALT: 150A, OE-NO 5705 AS, 5705 NH, 5705 EY, ALT-No: 0 124 525 035 ALT, (Bosch), FOR ALT: 150A, OE-NO 5705 AS, 5705 NH, 5705 EY, ALT-No: 0 124 525 035 MTR-CODE: DV6TED4	<b>6PK1710</b> <b>6PK976</b> <b>AP9013</b>  <b>AP9019</b>  <b>AP9023</b>  <b>AP9042</b>  <b>VD1096</b>
1.6 THP 155	04/09-	5FV (EP6DT)	115	1598	<b>CT1092</b> <b>CT1092K1</b> <b>CT1092WP1</b>	CA, MTR-CODE: DV6TED4 CA, MTR-CODE: DV6TED4 CA, MTR-CODE: DV6TED4	<b>AP9018</b>
1.6 VTi 120	07/10-	5FS (EP6C)	88	1598		ALT, (Mitsubishi), FOR ALT: 120A, OE-NO 5705 KG, 5702 J0, ALT-No: A 003 TG 3691ZE, A 003 TG 5281ZE	<b>AP9018</b>
1.8 16V	02/08-	6FY (EW7A)	92	1749	<b>CT1110</b> <b>CT1110K1</b>	ALT CA CA	<b>6PK1000</b>
2.0 16V	02/08-	RFJ (EW10A)	103	1997	<b>CT1110</b> <b>CT1110K1</b>	ALT CA CA	<b>6PK1000</b>
2.0 HDi	02/08-	RHR (DW10B TED4), RHF (DW10BTED4)	100	1997	<b>CT1091</b> <b>CT1091K1</b> <b>CT1091WP1</b> <b>CT1140</b> <b>CT1140K1</b>	ALT, AC, MTR-CODE: DW10BTED4 ALT, MTR-CODE: DW10CTED4 ALT, (Valeo), FOR ALT: 180A, OE-NO 5705AX, 5705EE, ALT-No: FG 18 S 017 ALT, (Bosch), FOR ALT: 150A, ALT-No: 0 124 525 035, OE-NO 5705 AS, 5705 NH, 5705 EY ALT, (Mitsubishi), FOR ALT: 180A, OE-NO 5705AX, 5705EE, ALT-No: A004TJ0084 ALT, (Bosch), FOR ALT: 150A, ALT-No: 0124 615 027, OE-NO 5705AA, 5705ER, ALT-No: 0 124 525 035, OE-NO 5705AS, 5705EY CA, MTR-CODE: DW10BTED4 CA, MTR-CODE: DW10BTED4 CA, MTR-CODE: DW10BTED4 CA, MTR-CODE: DW10CTED4 CA, MTR-CODE: DW10CTED4	<b>6PK1217</b> <b>6PK1244</b> <b>AP9013</b>  <b>AP9023</b>  <b>AP9040</b>  <b>AP9042</b>
2.0 HDi 140	04/09-	RHF (DW10B TED4)	103	1997		ALT, (Valeo), FOR ALT: 180A, OE-NO 5705AX, 5705EE, ALT-No: FG 18 S 017, FG 18 S 048, MTR-CODE: DW10BTED4 ALT, (Bosch), FOR ALT: 150A, OE-NO 5705 AS, 5705 NH, 5705 EY, ALT-No: 0 124 525 035 ALT, (Mitsubishi), FOR ALT: 180A, OE-NO 5705AX, 5705EE, ALT-No: A004TJ0084 ALT, (Bosch), FOR ALT: 150A, ALT-No: 0124 615 027, OE-NO 5705AA, 5705ER, ALT-No: 0 124 525 035, OE-NO 5705AS, 5705EY	<b>AP9013</b>  <b>AP9023</b>  <b>AP9040</b>  <b>AP9042</b>
2.0 HDi 165	04/09-	RHH (DW10C TED4)	120	1997	<b>CT1140</b> <b>CT1140K1</b>	ALT, (-START-STOP) ALT, (Valeo), FOR ALT: 180A, OE-NO 5705AX, 5705EE, ALT-No: FG 18 S 017 ALT, (Mitsubishi), FOR ALT: 180A, OE-NO 5705AX, 5705EE, ALT-No: A004TJ0084 ALT, (Bosch), FOR ALT: 150A, ALT-No: 0124 615 027, OE-NO 5705AA, 5705ER, ALT-No: 0 124 525 035, OE-NO 5705AS, 5705EY CA CA	<b>6PK1244</b> <b>AP9013</b>  <b>AP9040</b>  <b>AP9042</b>
2.2 HDi	02/08-	4HT (DW12B TED4)	125	2179		ALT ALT, (Valeo), FOR ALT: 180A, OE-NO 5705AX, 5705EE, ALT-No: FG 18 S 017 ALT, (Mitsubishi), FOR ALT: 180A, OE-NO 5705AX, 5705EE, ALT-No: A004TJ0084 ALT, (Bosch), FOR ALT: 150A, ALT-No:	<b>6PK1205</b> <b>AP9013</b>  <b>AP9040</b>  <b>AP9042</b>

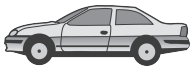


CITROËN

**CITROËN**

C5 (RD_)						
					0124 615 027, OE-NO 5705AA, 5705ER, ALT-No: 0 124 525 035, OE-NO 5705AS, 5705EY	
				<b>CT1142</b> <b>CT1142K1</b>	CA CA	
2.2 HDi 200	07/10-	4HL (DW12C)	150	2179	ALT, (Valeo), FOR ALT: 180A, OE-NO 5705AX, 5705EE, ALT-No: FG 18 S 017, FG 18 S 048, MTR-CODE: DW12BTED4	<b>AP9013</b>
2.7 HDi	02/08-	DT17ED4	150	2720	ALT CA CA INJP INJP	<b>6PK1885</b>
3.0 HDi 240	04/09-	DT20C	177	2992	ALT CA	<b>6PK1885</b>
3.0 V6	02/08-	XFU (ES9A)	155	2946	ALT CA CA	<b>6PK1590</b>
<b>C5 Break (DE_)</b>						
1.8 16V (DE6FZB, DE6FZE)	06/01-08/04	6FZ (EW7J4)	85	1749	ALT, (-AC) ALT, (AC) CA CA CA	<b>6PK1185</b> <b>6PK1710</b>
2.0 16V (DERFNF, DERFNC, RERFNC)	06/01-08/04	RFN (EW10J4)	100	1997	ALT, PS, (-AC) ALT, PS, AC CA, MTR-CODE: EW10J4 CA, MTR-CODE: EW10J4 CA, MTR-CODE: EW10J4	<b>6PK1185</b> <b>6PK1710</b>
2.0 16V HPI (DERLZB)	06/01-08/04	RLZ (EW10D)	103	1997	ALT, PS, (-AC) ALT, PS, AC CA CA	<b>6PK1185</b> <b>6PK1710</b>
2.0 HDi	06/01-08/04	RHZ (DW10ATED)	80	1997	ALT, (-AC) ALT, (AC), ⇒ORG-NO 09337, (SANDEN) ALT, (AC), ORG-NO 09338⇒, (SANDEN) ALT, (AC), (DELPHI) ALT, (Valeo), FOR ALT: 150A, OE-NO 5705 AS, 5705 NH, 5705 EY, ALT-No: TG15C118 ALT, (Bosch), FOR ALT: 150A, OE-NO 5705 ER, 5705A A, ALT-No: 0 124 615 027, OE-NO 5705 AS, 5705 NH, 5705 EY, ALT-No: 0 124 525 035 ALT, (Bosch), FOR ALT: 150A, ALT-No: 0124 615 027, OE-NO 5705AA, 5705ER, ALT-No: 0 124 525 035, OE-NO 5705AS, 5705EY, (AC) CA CA, ⇒ORG-NO 08756 CA, ORG-NO 08757⇒ CA, ⇒ORG-NO 08756 CA, ORG-NO 08757⇒	<b>6PK1453</b> <b>6PK1740</b> <b>6PK1743</b> <b>6PK1750</b> <b>AP9019</b> <b>AP9023</b> <b>AP9042</b>
2.0 HDi (DERHSB, DERHSE)	06/01-08/04	RHZ (DW10ATED), RHS (DW10ATED)	79	1997	ALT, (-AC) ALT, (AC), ⇒ORG-NO 09337, (SANDEN) ALT, (AC), ⇒ORG-NO 09337, (SANDEN) ALT, (AC), ORG-NO 09338⇒, (SANDEN) ALT, (AC), (DELPHI) ALT, (AC), (AUTOM), ⇒ORG-NO 09365, (DELPHI) ALT, (AC), (MANL), ⇒ORG-NO 09337, (DELPHI) ONLY WITH VD1080, ONLY WITH VD1095 ALT, (Valeo), FOR ALT: 150A, OE-NO 5705 AS, 5705 NH, 5705 EY, ALT-No: TG15C118 ALT, (Bosch), FOR ALT: 150A, OE-NO 5705 AA, 5705 ER, ALT-No: 0 124 615 027, OE-NO 5705 AS, 5705 NH, 5705 EY, ALT-No: 0 124 525 035 (AC), ⇒ORG-NO 09520, ALT, OE-NO 5705 AA, 5705 ER, (Valeo), FOR ALT: 150A ALT, (Bosch), FOR ALT: 150A, ALT-No: 0124 615 027, OE-NO 5705AA, 5705ER, ALT-No: 0 124 525 035, OE-NO 5705AS, 5705EY, (AC) (MANL), ⇒ORG-NO 09337 (AUTOM), ⇒ORG-NO 09365 (MANL), ORG-NO 09338⇒ (AUTOM), ORG-NO 09366⇒	<b>6PK1453</b> <b>6PK1740</b> <b>6PK1740D1</b> <b>6PK1743</b> <b>6PK1750</b> <b>6PK1750D2</b> <b>6PK1750D2</b> <b>MS01</b> <b>AP9019</b> <b>AP9023</b> <b>AP9038</b> <b>AP9042</b> <b>VD1080</b> <b>VD1080</b> <b>VD1095</b> <b>VD1095</b>





## CITROËN

### C5 Break (DE\_)

					<b>CT987</b> <b>CT987K1</b> <b>CT987K2</b> <b>CT987WP1</b> <b>CT987WP2</b>	CA CA, ⇒ORG-NO 08756 CA, ORG-NO 08757⇒ CA, ⇒ORG-NO 08756 CA, ORG-NO 08757⇒	
2.0 HDi (DERHYB)	06/01-08/04	RHY (DW10TD)	66	1997		ALT, (-AC) ALT, (AC), (SANDEN) ALT, (AC), (SANDEN), ⇒ORG-NO 09337 ALT, (AC), (DELPHI) ALT, (AC), (DELPHI), ⇒ORG-NO 09337 ONLY WITH VD1080, ONLY WITH VD1095 ALT, (Valeo), FOR ALT: 150A, OE-NO 5705 AS, 5705 NH, 5705 EY, ALT-No: TG15C118 ALT, (Bosch), FOR ALT: 150A, OE-NO 5705 AA, 5705 ER, ALT-No: 0 124 615 027, OE-NO 5705 AS, 5705 NH, 5705 EY, ALT-No: 0 124 525 035 (AC), ⇒ORG-NO 09520, ALT, OE-NO 5705 AA, 5705 ER, (Valeo), FOR ALT: 150A ALT, (Bosch), FOR ALT: 150A, ALT-No: 0124 615 027, OE-NO 5705AA, 5705ER, ALT-No: 0 124 525 035, OE-NO 5705AS, 5705EY, (AC) (MANL), ⇒ORG-NO 09337 (AUTOM), ⇒ORG-NO 09365 (MANL), ORG-NO 09338⇒ (AUTOM), ORG-NO 09366⇒	<b>6PK1453</b> <b>6PK1740</b> <b>6PK1740D1</b> <b>6PK1750</b> <b>6PK1750D2</b> <b>MS02</b> <b>AP9019</b>  <b>AP9023</b>  <b>AP9038</b>  <b>AP9042</b>   <b>VD1080</b> <b>VD1080</b> <b>VD1095</b> <b>VD1095</b>
2.2 HDi (DE4HXB, DE4HXE)	06/01-08/04	4HX (DW 12TED4/FAP)	98	2179		ALT, (-AC) ALT, (AC), (SANDEN) ALT, (AC), (SANDEN) ALT, (AC), (DELPHI) ALT, (AC), (DELPHI) ONLY WITH VD1080 ALT, (Valeo), FOR ALT: 150A, OE-NO 5705 AS, 5705 NH, 5705 EY, ALT-No: TG15C118 ALT, (Bosch), FOR ALT: 150A, OE-NO 5705 AS, 5705 NH, 5705 EY, ALT-No: 0 124 525 035 ALT, OE-NO 5705 AA, 5705 ER, (Valeo), FOR ALT: 150A ALT, (Bosch), FOR ALT: 150A, ALT-No: 0124 615 027, OE-NO 5705AA, 5705ER, ALT-No: 0 124 525 035, OE-NO 5705AS, 5705EY	<b>6PK1453</b> <b>6PK1740</b> <b>6PK1740D1</b> <b>6PK1750</b> <b>6PK1750D2</b> <b>MS02</b> <b>AP9019</b>  <b>AP9023</b>  <b>AP9038</b>  <b>AP9042</b>   <b>VD1080</b>
3.0 Carlsson	09/03-08/04		173	2946		ALT, AC CA CA	<b>6PK1590</b>
3.0 V6 (DEXFXC, DEXFXF)	06/01-08/04	XFX (ES9J4S)	152	2946		ALT, AC CA CA	<b>6PK1590</b>
<b>C5 Break (RE_)</b>							
1.6 HDi (RE8HZB)	09/04-	9HY (DV6TED4)	80	1560		ALT ONLY WITH VD1096, ONLY WITH VD1094 ALT, (Valeo), FOR ALT: 150A, OE-NO 5702H4, 5705AS, 5705EY, ALT-No: TG15C020, TG15C028, TG15C053 ALT, (Valeo), FOR ALT: 150A, OE-NO 5705 AS, 5705 NH, 5705 EY, ALT-No: TG15C118 ALT, (Bosch), FOR ALT: 150A, ALT-No: 0 124 525 035, OE-NO 5705 AS, 5705 NH, 5705 EY ALT, (Bosch), FOR ALT: 150A, ALT-No: 0124 615 027, OE-NO 5705AA, 5705ER, ALT-No: 0 124 525 035, OE-NO 5705AS, 5705EY ⇒ORG-NO 10555 ORG-NO 10556⇒	<b>6PK1710</b> <b>MS08</b> <b>AP9013</b>  <b>AP9019</b>  <b>AP9023</b>  <b>AP9042</b>   <b>VD1094</b> <b>VD1096</b>
					<b>CT1092</b> <b>CT1092K1</b>	CA CA	

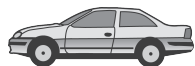


## CITROËN

### C5 Break (RE\_)

					<b>CT1092WP1</b>	CA	
1.8 16V	09/05-	6FY (EW7A)	92	1749	<b>CT1110</b> <b>CT1110K1</b>	ALT CA CA	<b>6PK1000</b>
1.8 16V (RE6FZB)	09/04-	6FZ (EW7J4)	85	1749	<b>CT1138</b> <b>CT1138K1</b> <b>CT1138WP1</b>	ALT, PS, AC CA CA CA	<b>6PK1710</b>
2.0 16V (RERFJB, RERFJC)	09/04-	RFJ (EW10A)	103	1997	<b>CT1110</b> <b>CT1110K1</b>	ALT CA, MTR-CODE: EWA CA, MTR-CODE: EW10A	<b>6PK1000</b>
2.0 HDi (RERHRH)	09/04-	RHR (DW10B TED4)	100	1997	<b>CT1091</b> <b>CT1091K1</b> <b>CT1091WP1</b>	ALT, AC ALT, (Valeo), FOR ALT: 150A, OE-NO 5705AS, 5705EY, ALT-No: TG15C020, TG15C028, TG15C053, FOR ALT: 180A, OE-NO 5705AX, 5705EE, ALT-No: FG 18 S 017 ALT, (Valeo), FOR ALT: 150A, OE-NO 5705 AS, 5705 NH, 5705 EY, ALT-No: TG15C118 ALT, (Bosch), FOR ALT: 150A, ALT-No: 0 124 525 035, OE-NO 5705 AS, 5705 NH, 5705 EY ALT, (Bosch), FOR ALT: 150A, ALT-No: 0124 615 027, OE-NO 5705AA, 5705ER, ALT-No: 0 124 525 035, OE-NO 5705AS, 5705EY ⇒09/2006, ⇒ORG-NO 10912	<b>6PK1217</b> <b>AP9013</b>  <b>AP9019</b>  <b>AP9023</b>  <b>AP9042</b>  <b>VD1092</b>
2.2 HDi	04/06-	4HT (DW12B TED4)	125	2179	<b>CT1142</b> <b>CT1142K1</b>	ALT ALT, (Valeo), FOR ALT: 150A, OE-NO 5705AS, 5705EY, ALT-No: TG15C020, TG15C028, TG15C053, FOR ALT: 180A, OE-NO 5705AX, 5705EE, ALT-No: FG 18 S 017 ALT, (Bosch), FOR ALT: 150A, ALT-No: 0124 615 027, OE-NO 5705AA, 5705ER, ALT-No: 0 124 525 035, OE-NO 5705AS, 5705EY	<b>6PK1205</b> <b>AP9013</b>  <b>AP9042</b>
2.2 HDi (RE4HXE)	09/04-	4HX (DW 12TED4/FAP)	98	2179	<b>CT1037</b> <b>CT1037K2</b>	ALT, (AC), MTR-CODE: DW12TED4 MTR-CODE: DW12TED4, ALT, (AC) ALT, (Valeo), FOR ALT: 150A, OE-NO 5705 AS, 5705 NH, 5705 EY, ALT-No: TG15C118 ALT, (Bosch), FOR ALT: 150A, ALT-No: 0 124 525 035, OE-NO 5705 AS, 5705 NH, 5705 EY ALT, OE-NO 5705 AA, 5705 ER, (Valeo), FOR ALT: 150A ALT, (Bosch), FOR ALT: 150A, ALT-No: 0124 615 027, OE-NO 5705AA, 5705ER, ALT-No: 0 124 525 035, OE-NO 5705AS, 5705EY, (AC)	<b>6PK1740</b> <b>6PK1740D1</b> <b>AP9019</b>  <b>AP9023</b>  <b>AP9038</b>  <b>AP9042</b>  <b>VD1080</b>
3.0 V6 (REXFUF)	09/04-	XFV (ES9A)	152	2946	<b>CT1052</b> <b>CT1052K1</b>	CA, MTR-CODE: DW12TED4 CA, ORG-NO 10011⇒ ALT, AC CA CA	<b>6PK1590</b>
<b>C5 Break (TD_)</b>							
1.6 HDi	02/08-	9HZ (DV6TED4)	80	1560	<b>CT1092</b> <b>CT1092K1</b>	ALT ALT, (Valeo), FOR ALT: 180A, OE-NO 5705 AX, 5705 EE, ALT-No: FG 18 S 017, FG 18 S 048 ALT, (Valeo), FOR ALT: 150A, OE-NO 5705 AS, 5705 NH, 5705 EY, ALT-No: TG15C118 ALT, (Bosch), FOR ALT: 150A, OE-NO 5705 AS, 5705 NH, 5705 EY, ALT-No: 0 124 525 035 ALT, (Bosch), FOR ALT: 150A, ALT-No: 0124 615 027, OE-NO 5705AA, 5705ER, ALT-No: 0 124 525 035, OE-NO 5705AS, 5705EY	<b>6PK1710</b> <b>AP9013</b>  <b>AP9019</b>  <b>AP9023</b>  <b>AP9042</b>  <b>VD1096</b>





## CITROËN

### C5 Break (TD\_)

1.6 HDi 110	07/10-	9HR (DV6C)	82	1560	CT1092WP1 CA	ALT, (-AC), (-ELECTR PS) ALT, (AC), (ELECTR PS) ALT, (Valeo), FOR ALT: 180A, OE-NO 5705 AX, 5705 EE, ALT-No: FG 18 S 017, FG 18 S 048, MTR-CODE: DV6TED4 ALT, (Valeo), FOR ALT: 150A, OE-NO 5705 AS, 5705 NH, 5705 EY, ALT-No: TG15C118 ALT, (Bosch), FOR ALT: 150A, OE-NO 5705 AS, 5705 NH, 5705 EY, ALT-No: 0 124 525 035 ALT, (Bosch), FOR ALT: 150A, OE-NO 5705 AS, 5705 NH, 5705 EY, ALT-No: 0 124 525 035 MTR-CODE: DV6TED4 CA, MTR-CODE: DV6TED4 CA, MTR-CODE: DV6TED4 CA, MTR-CODE: DV6TED4	6PK1710 6PK976 AP9013  AP9019 AP9023 AP9042 VD1096
1.6 THP 155	04/09-	5FV (EP6DT)	115	1598		ALT, (Mitsubishi), FOR ALT: 120A, OE-NO 5705KG, 5702J0, ALT-No: A003TG5281ZE	AP9018
1.6 VTI 120	07/10-	5FS (EP6C)	88	1598		ALT, (Mitsubishi), FOR ALT: 120A, OE-NO 5705 KG, 5702 J0, ALT-No: A 003 TG 3691ZE, A 003 TG 5281ZE	AP9018
1.8 16V	02/08-	6FY (EW7A)	92	1749	CT1110 CT1110K1	ALT CA CA	6PK1000
2.0 16V	02/08-	RFJ (EW10A)	103	1997	CT1110 CT1110K1	ALT CA CA	6PK1000
2.0 HDi	02/08-	RHR (DW10B TED4)	100	1997	CT1091 CT1091K1 CT1091WP1 CT1140 CT1140K1	ALT, MTR-CODE: DW10BTED4 ALT, MTR-CODE: DW10CTED4 ALT, (Valeo), FOR ALT: 180A, OE-NO 5705AX, 5705EE, ALT-No: FG 18 S 017 ALT, (Bosch), FOR ALT: 150A, OE-NO 5705 AS, 5705 NH, 5705 EY, ALT-No: 0 124 525 035 ALT, (Mitsubishi), FOR ALT: 180A, OE-NO 5705AX, 5705EE, ALT-No: A004TJ0084 ALT, (Bosch), FOR ALT: 150A, ALT-No: 0124 615 027, OE-NO 5705AA, 5705ER, ALT-No: 0 124 525 035, OE-NO 5705AS, 5705EY CA, MTR-CODE: DW10BTED4 CA, MTR-CODE: DW10BTED4 CA, MTR-CODE: DW10BTED4 CA, MTR-CODE: DW10CTED4 CA, MTR-CODE: DW10CTED4	6PK1217 6PK1244 AP9013  AP9023 AP9040 AP9042
2.0 HDi 140	04/09-	RHF (DW10B TED4)	103	1997		ALT, (Valeo), FOR ALT: 180A, OE-NO 5705AX, 5705EE, ALT-No: FG 18 S 017 ALT, (Bosch), FOR ALT: 150A, OE-NO 5705 AS, 5705 NH, 5705 EY, ALT-No: 0 124 525 035 ALT, (Mitsubishi), FOR ALT: 180A, OE-NO 5705AX, 5705EE, ALT-No: A004TJ0084 ALT, (Bosch), FOR ALT: 150A, ALT-No: 0124 615 027, OE-NO 5705AA, 5705ER, ALT-No: 0 124 525 035, OE-NO 5705AS, 5705EY	AP9013 AP9023  AP9040 AP9042
2.0 HDi 165	04/09-	RHH (DW10C TED4)	120	1997	CT1140 CT1140K1	ALT, (-START-STOP) ALT, (Valeo), FOR ALT: 180A, OE-NO 5705AX, 5705EE, ALT-No: FG 18 S 017 ALT, (Mitsubishi), FOR ALT: 180A, OE-NO 5705AX, 5705EE, ALT-No: A004TJ0084 CA CA	6PK1244 AP9013  AP9040
2.2 HDi	02/08-	4HT (DW12B TED4)	125	2179	CT1142 CT1142K1	ALT ALT, (Valeo), FOR ALT: 180A, OE-NO 5705AX, 5705EE, ALT-No: FG 18 S 017 ALT, (Mitsubishi), FOR ALT: 180A, OE-NO 5705AX, 5705EE, ALT-No: A004TJ0084 CA CA	6PK1205 AP9013  AP9040
2.2 HDi 200	07/10-	4HL (DW12C)	150	2179		ALT, (Valeo), FOR ALT: 180A, OE-NO 5705AX, 5705EE, ALT-No: FG 18 S 017	AP9013
2.7 HDi	02/08-	DT17ED4, UHZ (DT17BTED4)	150	2720	CT1117 CT1117K1 CT1118	ALT CA CA INJP	6PK1885



CITROËN

## CITROËN

### C5 Break (TD\_)

3.0 HDi 240	04/09-	DT20C	177	2992	CT1118K1	INJP	
					CT1117	ALT CA	6PK1885
3.0 V6	02/08-	XFU (ES9A)	155	2946	CT1052	ALT CA	6PK1590
					CT1052K1	CA	

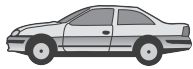
### C6 (TD\_)

2.2 HDi	06/06-	4HT (DW12B TED4)	125	2179		ALT ALT, (Valeo), FOR ALT: 180A, OE-NO 5705AX, 5705EE, ALT-No: FG 18 S 017 ALT, (Mitsubishi), FOR ALT: 180A, OE-NO 5705AX, 5705EE, ALT-No: A004TJ0084	6PK1205 AP9013 AP9040
					CT1142	CA	
					CT1142K1	CA	
2.7 HDi	09/05-	DT17ED4, UHZ (DT17BTED4)	150	2720		ALT CA CA INJP INJP	6PK1885
					CT1117	CA	
					CT1117K1	CA	
					CT1118	INJP	
					CT1118K1	INJP	
3.0 HDi	04/09-	DT20C	177	2992		ALT CA	6PK1885
					CT1117	CA	
3.0 V6	09/05-	XFX (ES9J4S), Xfv (ES9A)	155	2946		ALT, AC CA	6PK1590
					CT1052	CA	
					CT1052K1	CA	

### C8 (EA\_, EB\_)

2.0	07/02-	RFN (EW10J4)	100	1997		ALT, AC, MTR-CODE: EW10A ALT, PS, AC, MTR-CODE: EW10J4 CA, MTR-CODE: EW10A CA, MTR-CODE: EW10J4 CA, MTR-CODE: EW10J4 CA, MTR-CODE: EW10J4	6PK1000 6PK1710
					CT1010		
					CT1138		
					CT1138K1		
					CT1138WP1		
2.0 16V	09/05-	RFJ (EW10A)	103	1997		ALT, AC, MTR-CODE: EW10A ALT, PS, AC, MTR-CODE: EW10J4 CA, MTR-CODE: EW10A CA, MTR-CODE: EW10A CA, MTR-CODE: EW10J4 CA, MTR-CODE: EW10J4 CA, MTR-CODE: EW10J4	6PK1000 6PK1705
					CT1110		
					CT1110K1		
					CT1138		
					CT1138K1		
					CT1138WP1		
2.0 HDi	07/02-	RHW (DW10ATED4), RHT (DW10ATED4), RHM (DW10ATED4)	79	1997		ALT, (AC) ALT, (AC), ⇒ORG-NO 09519 ONLY WITH VD1080, ONLY WITH VD1095 ALT, (Valeo), FOR ALT: 150A, OE-NO 5705 AS, 5705 NH, 5705 EY, ALT-No: TG15C118 ALT, (Bosch), FOR ALT: 150A, OE-NO 5705 AA, 5705 ER, ALT-No: 0 124 525 035, OE-NO 5705 AS, 5705 NH, 5705 EY, ALT-No: 0 124 615 027 (-PARTCL-FILTER), ⇒ORG-NO 09519, ALT, OE-NO 5705 AA, 5705 ER, (Valeo), FOR ALT: 150A (PARTCL-FILTER), ⇒ORG-NO 09551, ALT, OE-NO 5705 AA, 5705 ER, (Valeo), FOR ALT: 150A ALT, (Bosch), FOR ALT: 150A, OE-NO 5705AA, 5705ER, ALT-No: 0124 615 027 ⇒ORG-NO 09519 ORG-NO 09520⇒	6PK1740 6PK1740D1 MS02 AP9019 AP9023 AP9038 AP9038 AP9042 VD1080 VD1095
					CT1063	CA	
					CT1063K2	CA	
					CT1063WP1	CA	
	02/07-	RHK (DW10U TED4)	88			ALT ALT, (Valeo), FOR ALT: 150A, OE-NO 5705AS, 5705EY, ALT-No: TG15C020, TG15C028, TG15C053, FOR ALT: 180A, OE-NO 5705AX, 5705EE, ALT-No: FG 18 S 017 ALT, (Valeo), FOR ALT: 150A, OE-NO 5705 AS, 5705 NH, 5705 EY, ALT-No: TG15C118 ALT, (Bosch), FOR ALT: 150A, OE-NO 5705 AS, 5705 NH, 5705 EY, ALT-No: 0 124 525 035 ALT, (Mitsubishi), FOR ALT: 180A, OE-NO 5705AX, 5705EE, ALT-No: A004TJ0084 ALT, (Bosch), FOR ALT: 150A, OE-NO 5705 AS, 5705 NH, 5705 EY, ALT-No: 0 124 525 035 ALT, (Mitsubishi), FOR ALT: 180A, OE-NO 5705AX, 5705EE, ALT-No: A004TJ0084 ALT, (Bosch), FOR ALT: 150A, OE-NO 5705 AS, 5705 NH, 5705 EY, ALT-No: 0 124 525 035 CA CA CA	6PK1217 AP9013 AP9019 AP9023 AP9040 AP9042
					CT1091	CA	
					CT1091K1	CA	





## CITROËN

C8 (EA, EB)

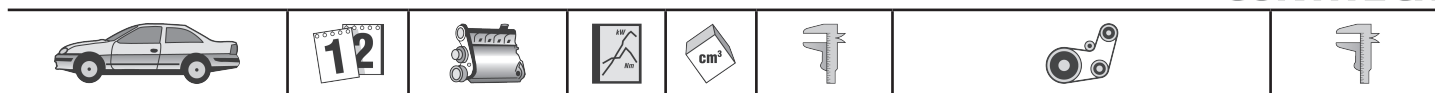
2.0 HDi 135	03/06-	RHR (DW10B TED4)	100	1997	CT1091WP1	CA	ALT, (AC), MTR-CODE: DW10BTED4 ALT, (AC), MTR-CODE: DW10CTED4 ALT, (Valeo), FOR ALT: 150A, OE-NO 5705 AS, 5705 EY, ALT-No: TG 15 C 020, TG 15 C 028, TG 15 C 053, FOR ALT: 180A, OE-NO 5705AX, 5705EE, ALT-No: FG 18 S 017 ALT, (Valeo), FOR ALT: 150A, OE-NO 5705 AS, 5705 NH, 5705 EY, ALT-No: TG15C118 ALT, (Bosch), FOR ALT: 150A, OE-NO 5705 AS, 5705 NH, 5705 EY, ALT-No: 0 124 525 035 ALT, (Mitsubishi), FOR ALT: 180A, OE-NO 5705AX, 5705EE, ALT-No: A004TJ0084 ALT, (Bosch), FOR ALT: 150A, ALT-No: 0 124 525 035, OE-NO 5705AS, 5705EY ⇒09/2006, ⇒ORG-NO 10912	6PK1217 6PK1244 AP9013  AP9019 AP9023 AP9040 AP9042 VD1092
2.0 HDi 165	03/06-	RHH (DW10C TED4), RHE (DW10CTED4)	120	1997	CT1140 CT1140K1	CA	ALT ALT, (Bosch), ALT-No: 0124525035, FOR ALT: 150A, OE-NO 5705AS, 5705EY ALT, (Bosch), FOR ALT: 150A, ALT-No: 0 124 525 035, OE-NO 5705AS, 5705EY	6PK1244 AP9023 AP9042
2.2	07/02-	3FZ (EW12J4)	116	2230	CT1138 CT1138K1 CT1138WP1	CA	ALT, PS ALT, AC, PS	6PK1185 6PK1710
2.2 HDi	07/02-	4HW (DW 12TED4)	94	2179	CT1037 CT1037K2	CA	ALT, (AC) ALT, (AC), ⇒ORG-NO 10247 ONLY WITH VD1080, ONLY WITH VD1095 ALT, (Valeo), FOR ALT: 150A, OE-NO 5705 AS, 5705 NH, 5705 EY, ALT-No: TG15C118 ALT, (Bosch), FOR ALT: 150A, OE-NO 5705 AA, 5705 ER, ALT-No: 0 124 615 027, OE-NO 5705 AS, 5705 NH, 5705 EY, ALT-No: 0 124 525 035 (-PARTCL-FILTER), ALT, OE-NO 5705 AA, 5705 ER, (Valeo), FOR ALT: 150A ALT, (Bosch), FOR ALT: 150A, ALT-No: 0124 615 027, OE-NO 5705AA, 5705ER, ALT-No: 0 124 525 035, OE-NO 5705AS, 5705EY ⇒ORG-NO 10247 ORG-NO 10248⇒	6PK1740 6PK1740D1 MS02 AP9019 AP9023 AP9038 AP9042 VD1080 VD1095
	06/06-	4HT (DW12B TED4)	125		CT1142 CT1142K1	CA	ALT ALT, (Valeo), FOR ALT: 150A, OE-NO 5705AS, 5705EY, ALT-No: TG15C020, TG15C028, TG15C053, FOR ALT: 180A, OE-NO 5705AX, 5705EE, ALT-No: FG 18 S 017 ALT, (Valeo), FOR ALT: 150A, OE-NO 5705 AS, 5705 NH, 5705 EY, ALT-No: TG15C118 ALT, (Bosch), FOR ALT: 150A, OE-NO 5705 AS, 5705 NH, 5705 EY, ALT-No: 0 124 525 035 ALT, (Mitsubishi), FOR ALT: 180A, OE-NO 5705AX, 5705EE, ALT-No: A004TJ0084 ALT, (Bosch), FOR ALT: 150A, ALT-No: 0 124 525 035, OE-NO 5705AS, 5705EY	6PK1205 AP9013 AP9019 AP9023 AP9040 AP9042
3.0 V6	07/02-	XFX (ES9J4S)	150	2946	CT1052 CT1052K1	CA	ALT, AC	6PK1590
<b>C-CROSSER (EP_)</b>								
2.2 HDi	02/07-	4HN (DW12M TED4)	115	2179	CT1142 CT1142K1	CA	ALT	6PK1743
2.4 16V	08/08-	SFZ (4B12-	125	2360			ALT, ⇒ORG-NO 12464	6PK2563





**CITROËN**
**C-CROSSER (EP\_)**

		MMC)					
<b>CX I (MA)</b> 2000	06/79-08/85	829A5	78	1995	CT647 CT647K1 CT749	ALT ALT, (AC) HYDP AIRC AC CA, ⇨10/1983 CA, ⇨10/1983 CA, 10/1983⇨	AVX10X1000 AVX10X1150 AVX10X600 AVX10X675 AVX10X913
	09/74-05/79	M20-616	75	1985		HYDP, 10/1978⇨ ALT, ⇨03/1979 ALT, 04/1979⇨ AC WP, ⇨12/1978	AVX10X617 AVX10X660 AVX10X700 AVX10X725 AVX10X850
2200	06/81-08/85	J6TA500	85	2165	CT750 CT750K1	ALT, (-AC) ALT, (AC) HYDP AC CA CA	AVX10X1000 AVX10X1150 AVX10X600 AVX10X913
	09/74-07/76	M22-617	82	2175	CT750 CT750K1	ALT, (-AC) ALT, (AC) HYDP AC CA CA	AVX10X1000 AVX10X1150 AVX10X600 AVX10X913
2200 D	10/75-02/79	M22-621	49	2175		HYDP, Ø 98 mm HYDP, Ø 78 mm ALT AC WP, (TP), 2X	AVX10X600 AVX10X625 AVX10X666 AVX10X725 AVX10X838
2400	08/76-06/80	M23-623	85	2347		HYDP, Ø 98 mm HYDP, Ø 78 mm ALT, ⇨03/1979 ALT, 03/1979⇨ HYDP, AC, (SANKIO) HYDP, AC, 2X WP, (TP), 03/1979⇨, (5-GEAR), (AC), 2X WP, (TP), ⇨06/1979, (AUTOM), (AC), 2X WP, (TP), ⇨12/1978, (MANL) WP, (TP), ⇨04/1977, (MANL), (AC) WP, (TP), ⇨11/1977, (5-GEAR) WP, (TP), ⇨12/1978, (AUTOM)	AVX10X600 AVX10X625 AVX10X666 AVX10X700 AVX10X725 AVX10X725 AVX10X838 AVX10X850 AVX10X865 AVX10X865 AVX10X865
	05/80-05/82	M23-639	88	2350		HYDP, 07/1980⇨, ⇨12/1981 ALT, 07/1980⇨, ⇨12/1981 WP, 07/1980⇨, ⇨12/1981	AVX10X625 AVX10X700 AVX10X838
2400 GTi	06/77-06/82	M23-622	96	2347		HYDP, Ø 98 mm HYDP, Ø 78 mm ALT, ⇨11/1977 ALT, 11/1977⇨ HYDP, AC, (ASPERA), 2X HYDP, AC, (SANKIO) WP, (TP), (AC), 2X WP, (TP), 04/1980⇨, 2X WP, (TP), ⇨06/1979, (AUTOM), (AC), 2X WP, (TP), ⇨11/1977	AVX10X600 AVX10X625 AVX10X666 AVX10X700 AVX10X725 AVX10X725 AVX10X838 AVX10X838 AVX10X850 AVX10X865
			94			HYDP, Ø 98 mm HYDP, Ø 78 mm ALT, ⇨11/1977 ALT, 11/1977⇨ HYDP, AC, (ASPERA), 2X HYDP, AC, (SANKIO) WP, (TP), (AC), 2X WP, (TP), 04/1980⇨, 2X WP, (TP), ⇨06/1979, (AUTOM), (AC), 2X WP, (TP), ⇨11/1977	AVX10X600 AVX10X625 AVX10X666 AVX10X700 AVX10X725 AVX10X725 AVX10X838 AVX10X838 AVX10X850 AVX10X865
2500 D	02/78-06/82	M25-629	55	2500	CT662 CT662K1 CT700 CT700K1	HYDP, Ø 98 mm HYDP, Ø 78 mm ALT, ⇨05/1978 ALT, 05/1978⇨ AC, (ASPERA), 2X AC, (SANKIO) INJP INJP CA CA	AVX10X600 AVX10X625 AVX10X666 AVX10X700 AVX10X725 AVX10X725



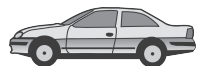


## CITROËN

**CX I (MA)**  
 2000

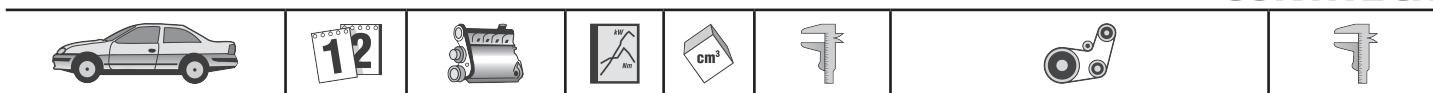
	06/79-08/85	829A5	78	1995		ALT ALT, (AC) HYDP AIRC AC CA, ⇨10/1983 CA, ⇨10/1983 CA, 10/1983⇨	AVX10X1000 AVX10X1150 AVX10X600 AVX10X675 AVX10X913
	09/75-05/79	M20-616	75	1985	<b>CT647</b> <b>CT647K1</b> <b>CT749</b>	HYDP, 10/1978⇨ ALT, ⇨03/1979 ALT, 04/1979⇨ AC WP, ⇨12/1978	AVX10X617 AVX10X660 AVX10X700 AVX10X725 AVX10X850
2200	06/81-08/85	J6TA500	85	2165	<b>CT750</b> <b>CT750K1</b>	ALT, (-AC) ALT, (AC) HYDP AC CA CA	AVX10X1000 AVX10X1150 AVX10X600 AVX10X913
2200 D	08/76-02/79	M22-621	49	2175		HYDP, Ø 98 mm HYDP, Ø 78 mm ALT AC WP, (TP), 2X	AVX10X600 AVX10X625 AVX10X666 AVX10X725 AVX10X838
2400	08/76-06/80	M23-623	85	2347		HYDP, Ø 98 mm HYDP, Ø 78 mm ALT, ⇨03/1979 ALT, 03/1979⇨ HYDP, AC, (SANKIO) HYDP, AC, 2X WP, (TP), 03/1979⇨, (5-GEAR), (AC), 2X WP, (TP), ⇨06/1979, (AUTOM), (AC), 2X WP, (TP), ⇨12/1978, (MANL) WP, (TP), ⇨04/1977, (MANL), (AC) WP, (TP), ⇨11/1977, (5-GEAR) WP, (TP), ⇨12/1978, (AUTOM)	AVX10X600 AVX10X625 AVX10X666 AVX10X700 AVX10X725 AVX10X725 AVX10X838 AVX10X850 AVX10X865 AVX10X865 AVX10X865
	05/80-05/82	M23-639	88	2350		HYDP, 07/1980⇨, ⇨12/1981 ALT, 07/1980⇨, ⇨12/1981 WP, 07/1980⇨, ⇨12/1981	AVX10X625 AVX10X700 AVX10X838
2400 GTi	07/82-06/83	M23-622	94	2350		HYDP, Ø 98 mm HYDP, Ø 78 mm ALT HYDP, AC, (ASPERA), 2X HYDP, AC, (SANKIO) WP, (TP), 2X	AVX10X600 AVX10X625 AVX10X700 AVX10X725 AVX10X725 AVX10X838
2500 D	02/78-08/85	M25-629	55	2500	<b>CT662</b> <b>CT662K1</b> <b>CT700</b> <b>CT700K1</b>	HYDP, Ø 98 mm HYDP, Ø 78 mm ALT, ⇨05/1978 ALT, 05/1978⇨ AC, (ASPERA), 2X AC, (SANKIO) INJP INJP CA CA	AVX10X600 AVX10X625 AVX10X666 AVX10X700 AVX10X725 AVX10X725
2500 D Turbo	04/83-08/85	M25-648	70	2500	<b>CT662</b> <b>CT662K1</b> <b>CT700</b> <b>CT700K1</b>	HYDP HYDP, (AUTOM) ALT WP, 2X AC INJP INJP CA CA	AVX10X625 AVX10X666 AVX10X700 AVX10X825 AVX10X838
<b>CX II</b>							
20 RE	08/85-12/92	829A5	78	1995	<b>CT749</b>	ALT ALT, (AC) HYDP AIRC AC CA	AVX10X1000 AVX10X1150 AVX10X600 AVX10X675 AVX10X913
22 TRS	07/85-07/89	J6TA500	85	2165	<b>CT750</b> <b>CT750K1</b>	CA CA	
	07/85-12/92		83		<b>CT750</b>	ALT ALT, (AC) HYDP AC CA	AVX10X1000 AVX10X1150 AVX10X600 AVX10X913




**CITROËN**

CX II							
					<b>CT750K1</b>	CA	
25 D	08/85-12/92	M25-660	54	2500		HYDP HYDP, (AUTOM) ALT WP, 2X AC	AVX10X625 AVX10X666 AVX10X700 AVX10X825 AVX10X838
					<b>CT662</b> <b>CT662K1</b> <b>CT700</b> <b>CT700K1</b>	INJP INJP CA CA	
25 D Turbo	08/85-12/86	M25-648	70	2500		HYDP HYDP, (AUTOM) ALT WP, 2X AC	AVX10X625 AVX10X666 AVX10X700 AVX10X825 AVX10X838
					<b>CT662</b> <b>CT662K1</b> <b>CT700</b> <b>CT700K1</b>	INJP INJP CA CA	
	01/87-12/92	M25-669	88			HYDP HYDP, (AUTOM) ALT WP, 2X AC	AVX10X625 AVX10X666 AVX10X700 AVX10X825 AVX10X838
					<b>CT662</b> <b>CT662K1</b> <b>CT700</b> <b>CT700K1</b>	INJP INJP CA CA	
25 GTi	05/86-12/92	M25-668	89	2500		HYDP HYDP, (AUTOM) ALT WP, 2X AC	AVX10X625 AVX10X666 AVX10X700 AVX10X825 AVX10X838
25 GTi Turbo 2	09/86-12/92	M25-667	115	2500		HYDP HYDP, (AUTOM) ALT WP, 2X AC	AVX10X625 AVX10X666 AVX10X700 AVX10X825 AVX10X838
	08/85-12/92	M25-662	122			HYDP HYDP, (AUTOM) ALT WP, 2X AC	AVX10X625 AVX10X666 AVX10X700 AVX10X825 AVX10X838
25 TRi	08/85-12/92	M25-659	100	2500		HYDP HYDP, (AUTOM) ALT WP, 2X AC	AVX10X625 AVX10X666 AVX10X700 AVX10X825 AVX10X838
CX II Break							
20	08/85-08/86	829A5	78	1995		ALT ALT, (AC) HYDP AIRC AC	AVX10X1000 AVX10X1150 AVX10X600 AVX10X675 AVX10X913
					<b>CT749</b>	CA	
22 TRS	07/85-12/92	J6TA500	83	2165		ALT, (-AC) ALT, (AC) HYDP AC	AVX10X1000 AVX10X1150 AVX10X600 AVX10X913
					<b>CT750</b> <b>CT750K1</b>	CA CA	
22TRs	07/85-07/89	J6TA500	85	2165		CA CA	
					<b>CT750</b> <b>CT750K1</b>	CA CA	
25 D	05/86-12/92	M25-660	54	2500		HYDP HYDP, (AUTOM) ALT WP, 2X AC	AVX10X625 AVX10X666 AVX10X700 AVX10X825 AVX10X838
					<b>CT662</b> <b>CT662K1</b> <b>CT700</b> <b>CT700K1</b>	INJP INJP CA CA	
25 D Turbo 2	01/87-12/92	M25-669	88	2500		HYDP HYDP, (AUTOM) ALT WP, 2X AC	AVX10X625 AVX10X666 AVX10X700 AVX10X825 AVX10X838
					<b>CT662</b>	INJP	

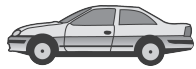




# CITROËN

CX II Break							
					<b>CT662K1</b> <b>CT700</b> <b>CT700K1</b>	INJP CA CA	
25 i	05/86-12/92	M25-668	89	2500		HYDP HYDP, (AUTOM) ALT WP, 2X AC	AVX10X625 AVX10X666 AVX10X700 AVX10X825 AVX10X838
25 TRI	08/85-12/92	M25-659	100	2500		HYDP HYDP, (AUTOM) ALT WP, 2X AC	AVX10X625 AVX10X666 AVX10X700 AVX10X825 AVX10X838
DS							
19	04/66-10/72	B20700	62	1985		HYDP ALT, WP, FAN	AVX10X800 AVX10X975
	05/59-04/66		59	1898		HYDP ALT, WP, FAN	AVX10X800 AVX10X975
2.2	02/69-06/72	B22627	102	2175		HYDP ALT, WP, FAN	AVX10X800 AVX10X975
20	07/68-07/75	B20744	72	1985		HYDP ALT, WP, FAN	AVX10X800 AVX10X975
	11/68-10/72		66			HYDP ALT, WP, FAN	AVX10X800 AVX10X975
21	09/65-08/72	B22644	76	2175		HYDP ALT, WP, FAN	AVX10X800 AVX10X975
	12/69-08/75	B22627	88			HYDP ALT, WP, FAN	AVX10X800 AVX10X975
23	09/72-07/75		81	2350		HYDP ALT, WP, FAN	AVX10X800 AVX10X975
			93			HYDP ALT, WP, FAN	AVX10X800 AVX10X975
DS Break							
23	09/72-07/75		81	2350		HYDP ALT, WP, FAN	AVX10X800 AVX10X975
DS3							
1.4 VTi 95	04/10-	8FP (EP3)	70	1397		ALT, (AC)	6PK906
						ALT, (Mitsubishi), FOR ALT: 80A, OE-NO 5705KQ, ALT-No: A005TG0881ZE, (-AC)	AP9018
1.6 HDi 110	11/09-	9HR (DV6C)	82	1560		ALT, (Mitsubishi), FOR ALT: 120A, OE-NO 5705KG, ALT-No: A003TG5281ZE, (AC)	AP9018
						ALT, (-AC)	6PK800
1.6 HDi 90	11/09-	9HP (DV6DTE)	68	1560		ALT, (AC)	6PK976
						ALT, (AC)	VD1096
1.6 Racing	02/11-	5FU (EP6CDTX)	149	1598		ALT, (-AC)	6PK800
		5FD (EP6DTS)	152			ALT, (AC)	6PK976
1.6 THP 155	04/10-	5FR (EP6DT)	115	1598		ALT, (Mitsubishi), FOR ALT: 120A, OE-NO 5705 KG, ALT-No: A 003 TG 3691ZE, A 003 TG 5281ZE	AP9018
						ALT, (Mitsubishi), FOR ALT: 120A, OE-NO 5705 KG, ALT-No: A 003 TG 3691ZE, A 003 TG 5281ZE	AP9018
1.6 THP 155	04/10-	5FR (EP6DT)	115	1598		ALT, (Mitsubishi), FOR ALT: 80A, OE-NO 5705KQ, 5702J3, ALT-No: A005TG0881ZE, FOR ALT: 120A, OE-NO 5705KG, 5702J0, ALT-No: A003TG5281ZE	6PK906
						ALT, (AC)	AP9018
1.6 VTi 120	04/10-	5FS (EP6C)	88	1598		ALT, (Mitsubishi), FOR ALT: 80A, OE-NO 5705KQ, ALT-No: A005TG0881ZE, (-AC)	6PK906
						ALT, (Mitsubishi), FOR ALT: 120A, OE-NO 5705KG, ALT-No: A003TG5281ZE, (AC)	AP9018
DS4							
1.6 THP 155	04/11-	5FV (EP6CDT)	115	1598		ALT, (Mitsubishi), FOR ALT: 120A, OE-NO 5705 KG, 5702 J0, ALT-No: A 003 TG 3691ZE, A 003 TG 5281ZE	AP9018
1.6 THP 200	04/11-	5FU (EP6DTX)	147	1598		ALT, (Mitsubishi), FOR ALT: 120A, OE-NO 5705 KG, 5702 J0, ALT-No: A 003 TG 3691ZE, A 003 TG 5281ZE	AP9018
1.6 VTi 120	04/11-	5FS (EP6C)	88	1598		ALT, (Mitsubishi), FOR ALT: 120A, OE-NO 5705 KG, ALT-No: A 003 TG 3691ZE, A 003 TG 5281ZE	AP9018
2.0 HDi 165	04/11-	RHH (DW10C TED4)	120	1997	<b>CT1140</b> <b>CT1140K1</b>	ALT, (-START-STOP) CA CA	6PK1244
DS5							
2.0 HDi 165	11/11-	RHH (DW10C)	120	1997		ALT, (CHAIN HYBRID), (-START-STOP)	6PK1080

**CITROËN**



**CITROËN**
**CITROËN**
**DS5**


		TED4)				ALT, (NOT CHAIN HYBRID), (-START-STOP) CA CA	<b>6PK1244</b>
2.0 HDi 165 Hybrid4 4x4	12/11-	RHH (DW10C TED4)	120	1997	CT1140 CT1140K1	ALT CA CA	<b>6PK1080</b>

**DYANE**

4	04/68-07/75	A79/1 (AYA2)	17	435		ALT	<b>AVX10X750</b>
	08/67-03/68	A79/0 (AYA)	13	425		FAN	<b>AVX10X770</b>
6	05/72-12/80	M28/1 (AK2)	24	602		ALT	<b>AVX10X775</b>
	12/68-10/84	M28 (AM2)	21			FAN	<b>AVX10X770</b>

**EVASION (22, U6)**

1.8	05/97-07/02	LFZ (XU7JP)	73	1761	CT754 CT754K1 CT754WP1	ALT, (VALEOA11V123), (VALEOA11V149) ALT, (VALEOA13V151), (VALEOA13V171), (MITSUA0) ALT, AC CA CA CA	<b>6PK1070</b> <b>6PK1080</b>  <b>6PK1660</b>
1.9 TD	10/95-12/98	D8B (XUD9TF)	68	1905	CT1061 CT1061K2 CT1061WP1	ALT, (-AC) ALT, (AC) ONLY WITH VD1086 MTR-CODE: XUD9TE CA CA CA	<b>6PK1110</b> <b>6PK1740</b> <b>MS01</b> <b>VD1086</b>
	11/94-07/02	DHX (XUD9TF/BTF), D8B (XUD9TF)	66		CT1061 CT1061K2 CT1061WP1	ALT ALT, AC VACP ONLY WITH VD1086 MTR-CODE: XUD9TE CA CA CA	<b>6PK1110</b> <b>6PK1733</b> <b>AVX10X650</b> <b>MS01</b> <b>VD1086</b>
2.0	06/94-07/02	RFU (XU10J2/C)	89	1998	CT754 CT754K1	ALT, FOR ALT: 70A ALT, FOR ALT: 80A, FOR ALT: 90A ALT, AC HYDP CA CA	<b>6PK1070</b> <b>6PK1080</b> <b>6PK1660</b> <b>AVX10X1025</b>
2.0 16V	05/98-04/00	RFV (XU10J4R)	97	1998	CT955 CT955K1	CA CA CA	
	05/00-07/02	RFN (EW10J4)	100	1997	CT1138 CT1138K1 CT1138WP1	ALT, (-AC) ALT, (AC) CA CA CA	<b>6PK1185</b> <b>6PK1710</b>
2.0 HDI	08/99-07/02	RHZ (DW10ATED)	80	1997	CT1063 CT1063K2 CT987 CT987K1 CT987K2	ALT, (-AC) ALT, (-AC) ALT, (AC), (SANDEN) ALT, (AC), (SANDEN) ALT, (AC), (DELPHI) ALT, (AC), (DELPHI) ONLY WITH VD1080 ONLY WITH VD1080, (- PARTICL FILTER) ALT, (Bosch), ALT-No: 0124615027, FOR ALT: 150A, OE-NO 5705ER, 5705AA (AC), ALT, OE-NO 5705 4F, 5705 GC, (Valeo), (Mitsubishi), FOR ALT: 150A, ALT, OE-NO 5705 AA, 5705 ER, (Valeo), FOR ALT: 150A ALT, (Bosch), FOR ALT: 150A, ALT-No: 0124 615 027, OE-NO 5705AA, 5705ER CA, MTR-CODE: DW10ATED4 CA, MTR-CODE: DW10ATED4 CA, MTR-CODE: DW10ATED CA, MTR-CODE: DW10ATED, ⇨ORG-NO 08560 CA, MTR-CODE: DW10ATED, ORG-NO 08561 ⇨	<b>6PK1468</b> <b>6PK1468D1</b> <b>6PK1740</b> <b>6PK1740D1</b> <b>6PK1750</b> <b>6PK1750D2</b> <b>MS01</b> <b>MS02</b> <b>AP9023</b>  <b>AP9038</b>  <b>AP9042</b>  <b>VD1080</b>
2.0 HDI 16V	09/99-07/02	RHW (DW10ATED4)	80	1997		ALT, (-AC) ALT, (-AC) ALT, (AC), (SANDEN) ALT, (AC), (SANDEN) ALT, (AC), (DELPHI) ALT, (AC), (DELPHI)	<b>6PK1468</b> <b>6PK1468D1</b> <b>6PK1740</b> <b>6PK1740D1</b> <b>6PK1750</b> <b>6PK1750D2</b>





<b>CITROËN</b>							
<b>EVASION (22, U6)</b>							
						ALT, (Bosch), ALT-No: 0124615027, FOR ALT: 150A, OE-NO 5705ER, 5705AA ALT, (Bosch), FOR ALT: 150A, ALT-No: 0124 615 027, OE-NO 5705AA, 5705ER	<b>AP9023</b> <b>AP9042</b> <b>VD1080</b>
					<b>CT1063</b> <b>CT1063K2</b> <b>CT1063WP1</b>	CA CA CA	
2.0 Turbo C.T.	06/94-07/02	RGX (XU10J 2TE)	108	1998		ALT, FOR ALT: 70A ALT, FOR ALT: 80A, FOR ALT: 90A ALT, AC HYDP	<b>6PK1070</b> <b>6PK1080</b> <b>6PK1660</b> <b>AVX10X1025</b>
					<b>CT754</b> <b>CT754K1</b>	CA CA	
2.1 TD	05/96-07/02	P8C (XUD11B TE)	80	2088		ALT ALT, AC ONLY WITH VD1088	<b>6PK1110</b> <b>6PK1740</b> <b>MS01</b> <b>VD1088</b>
					<b>CT772</b> <b>CT772K1</b> <b>CT772WP1</b>	CA CA CA	
<b>GS</b>							
1.0	09/70-09/77	G10/612	40	1015		ALT	<b>AVX10X617</b>
					<b>CT673</b> <b>CT675</b>	CA, (LH) CA, (RH)	
1.1	09/77-06/80	G11/631	40	1129		ALT	<b>AVX10X613</b>
					<b>CT653</b> <b>CT659</b>	CA, (LH) CA, (RH)	
	09/77-07/81		42			ALT	<b>AVX10X613</b>
					<b>CT653</b> <b>CT659</b>	CA, (LH) CA, (RH)	
1.2	04/73-06/79	G12/612, G12/611	43	1222		ALT	<b>AVX10X613</b>
					<b>CT653</b> <b>CT659</b>	CA, (LH) CA, (RH)	
A 1.3	09/79-07/86	G13/625, G13/646	48	1299		ALT, ⇒ 12/1982 ALT, 12/1982⇒	<b>AVX10X613</b> <b>AVX10X635</b>
					<b>CT653</b> <b>CT659</b>	CA, (LH) CA, (RH)	
X 2	09/75-07/79	G12/619	46	1222		ALT	<b>AVX10X617</b>
					<b>CT653</b> <b>CT659</b>	CA, (LH) CA, (RH)	
<b>GS Break</b>							
1.0	07/71-09/77	G10	40	1015		ALT	<b>AVX10X617</b>
					<b>CT673</b> <b>CT675</b>	CA, (LH) CA, (RH)	
1.1	09/77-06/80	G11/631	40	1129		ALT	<b>AVX10X613</b>
					<b>CT653</b> <b>CT659</b>	CA, (LH) CA, (RH)	
A 1.2	04/73-06/79	G12/612, G12/611	43	1222		ALT	<b>AVX10X613</b>
					<b>CT653</b> <b>CT659</b>	CA, (LH) CA, (RH)	
A 1.3	09/79-07/86	G13/625, G13/646	48	1299		ALT, ⇒ 12/1982 ALT, 12/1982⇒	<b>AVX10X613</b> <b>AVX10X635</b>
					<b>CT653</b> <b>CT659</b>	CA, (LH) CA, (RH)	
A Spezial	07/80-05/82	G11/631	42	1129		ALT, ⇒ ORG-NO 1786 ALT ALT, ORG-NO 1787⇒	<b>AVX10X613</b> <b>AVX10X625</b> <b>AVX10X635</b>
					<b>CT653</b> <b>CT659</b>	CA, (LH) CA, (RH)	
<b>ID</b>							
19 B	09/64-08/75		57	1972		ALT, FAN, 12/1967⇒, 2X HYDP, ⇒ 12/1966, 2X HYDP, 12/1966⇒, 2X DYN, FAN, ⇒ 12/1966, 2X DYN, FAN, 12/1966⇒, ⇒ 12/1967, 2X	<b>AVX10X1000</b> <b>AVX10X750</b> <b>AVX10X800</b> <b>AVX10X913</b> <b>AVX10X950</b>
						HYDP	<b>AVX10X800</b>
20	01/69-08/75		66	1985		ALT, FAN, 2X	<b>AVX10X975</b>
	11/71-08/75	B20744	72			HYDP	<b>AVX10X800</b>
						ALT, FAN, 2X	<b>AVX10X975</b>
<b>JUMPER Bus</b>							
2.2 HDi 100	04/06-	4HV (P22DTE)	74	2198		PS PS, (AC)	<b>4PK922 ELAST</b> <b>4PK922 ELAST</b> <b>T1</b>
						ALT, (AC) ALT, (-AC) ALT, PS, (-AC), 2 BELTS	<b>6PK1670</b> <b>6PK873 ELAST</b> <b>6PK873 ELAST</b> <b>T1</b>

**CITROËN**




## CITROËN

### JUMPER Bus

						ALT, (Bosch), FOR ALT: 150A, ALT-No: 0 121 615 002	<b>AP9048</b>
2.2 HDi 110	07/11-		81	2198		ALT, (Bosch), FOR ALT: 150A, OE-NO 0 125 711 001	<b>AP9048</b>
2.2 HDi 120	04/06-	4HU (P22DTE)	88	2198		PS PS, (AC)  ALT, (AC) ALT, (-AC) ALT, PS, (-AC), 2 BELTS  ALT, (Bosch), FOR ALT: 150A, ALT-No: 0 121 615 002 MTR-CODE: 22DT	<b>4PK922 ELAST</b> <b>4PK922 ELAST</b> <b>T1</b> <b>6PK1670</b> <b>6PK873 ELAST</b> <b>6PK873 ELAST</b> <b>T1</b> <b>AP9048</b>  <b>VD1098</b>
2.2 HDi 130	07/11-		96	2198		ALT, (Bosch), FOR ALT: 150A, OE-NO 0 125 711 001	<b>AP9048</b>
2.2 HDi 150	07/11-		110	2198		ALT, (Bosch), FOR ALT: 150A, OE-NO 0 125 711 001	<b>AP9048</b>
3.0 HDi 155	07/10-	F1CE0481D (F30DT)	115	2999		AC ALT	<b>4PK1102 ELAST</b> <b>6PK1165</b>
3.0 HDi 160	09/06-	F1CE0481D (F30DT)	116	2999		AC ALT	<b>4PK1102 ELAST</b> <b>6PK1165</b>
<b>JUMPER Bus (230P)</b>							
1.9 D	01/99-04/02	D9B (XUD9A/U)	51	1905		PS ALT, (AC), FOR ALT: 80A ALT, (AC), FOR ALT: 120A ALT, (-AC) ONLY WITH VD1086 (-PS) CA CA CA	<b>4PK755</b> <b>6PK1145</b> <b>6PK1153</b> <b>6PK730</b> <b>MS01</b> <b>VD1086</b>
1.9 TD	02/94-04/02	D8C (XUD9UTF)	68	1905	<b>CT1061</b> <b>CT1061K2</b>	ALT ALT, PS ALT, AC ALT, PS, AC VACP PS ONLY WITH VD1086 (-PS) CA CA CA	<b>4PK698</b> <b>6PK1130</b> <b>6PK1153</b> <b>6PK1705</b> <b>AVX10X650</b> <b>AVX10X715</b> <b>MS01</b> <b>VD1086</b>
	08/94-04/02		66		<b>CT1061</b> <b>CT1061K2</b> <b>CT1061WP1</b>	ALT ALT, PS ALT, AC ALT, PS, AC VACP PS ONLY WITH VD1086 (-PS) CA CA CA, ⇒01/1997	<b>4PK698</b> <b>6PK1130</b> <b>6PK1153</b> <b>6PK1705</b> <b>AVX10X650</b> <b>AVX10X715</b> <b>MS01</b> <b>VD1086</b>
1.9 TD 4x4	08/96-04/02	D8C (XUD9UTF)	68	1905	<b>CT1061</b> <b>CT1061K2</b> <b>CT1061WP1</b>	ALT ALT, PS ALT, AC ALT, PS, AC VACP PS ONLY WITH VD1086 (-PS) CA CA CA, ⇒01/1997	<b>4PK698</b> <b>6PK1130</b> <b>6PK1153</b> <b>6PK1705</b> <b>AVX10X650</b> <b>AVX10X715</b> <b>MS01</b> <b>VD1086</b>
2.0	02/94-04/02	RFW (XU10J2U)	80	1998	<b>CT865</b> <b>CT865K1</b>	ALT, AC ALT PS CA CA CA	<b>6PK1095</b> <b>6PK698</b> <b>AVX10X715</b>
2.0 4x4	08/96-04/02	RFW (XU10J2U)	80	1998	<b>CT865</b> <b>CT865K1</b>	ALT, AC ALT PS CA CA CA	<b>6PK1095</b> <b>6PK698</b> <b>AVX10X715</b>
2.5 D	08/94-04/02	T9A (DJ5)	63	2446		WP, 06/1996⇒ WP, ⇒05/1996 ALT, PS ALT, (-PS)	<b>3PK866</b> <b>4PK866</b> <b>6PK1015</b> <b>6PK800</b>





<b>CITROËN</b>							
<b>JUMPER Bus (230P)</b>							
					<b>CT891</b> <b>CT891K1</b>	AC CA CA	<b>6PK915</b>
2.5 D 4x4	08/96-04/02	T9A (DJ5)	63	2446	<b>CT891</b> <b>CT891K1</b>	WP ALT, PS ALT, (-PS) AC CA CA	<b>3PK866</b> <b>6PK1015</b> <b>6PK800</b> <b>6PK915</b>
2.5 TD	08/94-04/02	T8A (DJ5T)	76	2446	<b>CT891</b> <b>CT891K1</b>	WP, 06/1996⇒ WP, ⇒05/1996 ALT, PS ALT, (-PS) AC CA CA	<b>3PK945</b> <b>4PK945</b> <b>6PK1015</b> <b>6PK800</b> <b>6PK915</b>
2.5 TD 4x4	08/96-04/02	T8A (DJ5T)	76	2446	<b>CT891</b> <b>CT891K1</b>	WP, 06/1996⇒ ALT, PS ALT, (-PS) AC CA CA	<b>3PK945</b> <b>6PK1015</b> <b>6PK800</b> <b>6PK915</b>
2.5 TDi	12/96-11/00	THX (DJ5TED)	79	2446	<b>CT891</b> <b>CT891K1</b>	WP ALT, PS ALT, (-PS) AC CA CA	<b>3PK945</b> <b>6PK1015</b> <b>6PK800</b> <b>6PK915</b>
2.5 TDI 4x4	12/96-11/00	THX (DJ5TED)	79	2446	<b>CT951</b> <b>CT951K1</b>	WP ALT, PS ALT, (-PS) AC CA CA	<b>3PK945</b> <b>6PK1015</b> <b>6PK800</b> <b>6PK915</b>
2.8 HDi	09/00-04/02	8140.43S	94	2798	<b>CT1038</b> <b>CT1038K1</b>	AC ALT, PS, (MANL) ALT, PS, (AUTOM) ALT, (AUTOM) ONLY WITH VD1062 (-AC) CA CA	<b>5PK1100</b> <b>6PK948</b> <b>6PK995</b> <b>6PK995D1</b> <b>MS27</b> <b>VD1062</b>
2.8 HDi 4x4	09/00-04/02	8140.43S	94	2798	<b>CT1038</b> <b>CT1038K1</b>	AC ALT, PS, (MANL) ALT, PS, (AUTOM) ALT, (AUTOM) ONLY WITH VD1062 (-AC) CA CA	<b>5PK1100</b> <b>6PK948</b> <b>6PK995</b> <b>6PK995D1</b> <b>MS27</b> <b>VD1062</b>
<b>JUMPER Bus (244, Z_)</b>							
2.0	04/02-	XU10J2	81	1998	<b>CT865</b> <b>CT865K1</b>	PS ALT, (AC) ALT, (-AC) CA CA	<b>4PK755</b> <b>6PK1095</b> <b>6PK698</b>
2.0 bivalent	02/03-	XU10J2	81	1998	<b>CT865</b> <b>CT865K1</b>	PS ALT, (AC) ALT, (-AC) CA CA	<b>4PK755</b> <b>6PK1095</b> <b>6PK698</b>
2.0 HDi	04/02-	RHV (DW10UTD)	62	1997	<b>CT987</b>	MTR-CODE: DW10TD, PS, (AC) MTR-CODE: DW10TD, 06/2004⇒, PS, (-AC) MTR-CODE: DW10TD, ALT, (AC) MTR-CODE: DW10TD, ALT, PS, (-AC), ⇒05/2004 MTR-CODE: DW10TD, ⇒04/2004, ALT, PS, (-AC) MTR-CODE: DW10TD, ALT, (-AC), 06/2004⇒ ONLY WITH VD1080 ALT, OE-NO 5705 AA, 57057 ER, (Valeo), FOR ALT: 150A ALT, (Bosch), ALT-No: 0124 615 027, FOR ALT: 150A, OE-NO 5705AA, (AC) (-AC) MTR-CODE: DW10TD, CA	<b>4PK755</b> <b>4PK755</b> <b>6PK1185</b> <b>6PK1468</b> <b>6PK1468D1</b> <b>6PK875</b> <b>MS02</b> <b>AP9038</b> <b>AP9042</b> <b>VD1080</b>

**CITROËN**





**CITROËN**

**JUMPER Bus (244, Z\_)**

2.2 HDi	04/02-	4HY (DW12U TED4)	74	2179	<b>CT987K1</b> <b>CT987WP1</b>	MTR-CODE: DW10TD, CA MTR-CODE: DW10TD, CA	
						MTR-CODE: DW12UTED, PS, (AC) MTR-CODE: DW12UTED, 06/2004⇨, PS, (-AC) MTR-CODE: DW12UTED, ALT, (AC) MTR-CODE: DW12UTED, ALT, PS, (-AC), ⇨05/2004 ALT, PS, (-AC) MTR-CODE: DW12UTED, ALT, (-AC), 06/2004⇨ ONLY WITH VD1080 ALT, (Valeo), FOR ALT: 150A, OE-NO 5705 AS, 5705 NH, 5705 EY, ALT-No: TG15C118 ALT, (Bosch), FOR ALT: 150A, OE-NO 5705 AS, 5705 NH, 5705 EY, ALT-No: 0 124 525 035 ⇨05/2004, ALT, OE-NO 5705 AA, 5705 ER, (Valeo), FOR ALT: 150A ALT, (Bosch), ALT-No: 0124 615 027, FOR ALT: 150A, OE-NO 5705AA, 5705ER MTR-CODE: DW12UTED	<b>4PK755</b> <b>4PK755</b> <b>6PK1185</b> <b>6PK1468</b> <b>6PK1468D1</b> <b>6PK875</b> <b>MS02</b> <b>AP9019</b> <b>AP9023</b> <b>AP9038</b> <b>AP9042</b> <b>VD1080</b>
2.8 HDi	04/02-	8140.43S	94	2798	<b>CT1100</b> <b>CT1100K2</b>	MTR-CODE: DW12UTED, CA MTR-CODE: DW12UTED, CA, 04/2004⇨	
						AC ALT, PS, (MANL) ALT, PS, (AUTOM) ALT, (AUTOM) ONLY WITH VD1062 (-AC) CA CA	<b>5PK1100</b> <b>6PK948</b> <b>6PK995</b> <b>6PK995D1</b> <b>MS27</b> <b>VD1062</b>
					<b>CT1038</b> <b>CT1038K1</b>		

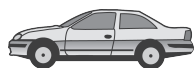
**JUMPER Kasten**

2.2 HDi 100	04/06-	4HV (P22DTE)	74	2198		PS PS, (AC)  ALT, (AC) ALT, (-AC) ALT, PS, (-AC), 2 BELTS  ALT, (Bosch), FOR ALT: 150A, ALT-No: 0 121 615 002	<b>4PK922 ELAST</b> <b>4PK922 ELAST T1</b> <b>6PK1670</b> <b>6PK873 ELAST</b> <b>6PK873 ELAST T1</b> <b>AP9048</b>
2.2 HDi 110	07/11-		81	2198		ALT, (Bosch), FOR ALT: 150A, OE-NO 0 125 711 001	<b>AP9048</b>
2.2 HDi 120	04/06-	4HU (P22DTE)	88	2198		PS PS, (AC)  ALT, (AC) ALT, (-AC) ALT, PS, (-AC), 2 BELTS  ALT, (Bosch), FOR ALT: 150A, ALT-No: 0 121 615 002 MTR-CODE: 22DT	<b>4PK922 ELAST</b> <b>4PK922 ELAST T1</b> <b>6PK1670</b> <b>6PK873 ELAST</b> <b>6PK873 ELAST T1</b> <b>AP9048</b> <b>VD1098</b>
2.2 HDi 130	07/11-		96	2198		ALT, (Bosch), FOR ALT: 150A, OE-NO 0 125 711 001	<b>AP9048</b>
2.2 HDi 150	07/11-		110	2198		ALT, (Bosch), FOR ALT: 150A, OE-NO 0 125 711 001	<b>AP9048</b>
3.0 HDi 145	07/10-	F1CE3481N	107	2999		AC ALT	<b>4PK1102 ELAST</b> <b>6PK1165</b>
3.0 HDi 155	07/10-	F1CE0481D (F30DT)	115	2999		AC ALT	<b>4PK1102 ELAST</b> <b>6PK1165</b>
3.0 HDi 160	09/06-	F1CE0481D (F30DT)	116	2999		AC ALT	<b>4PK1102 ELAST</b> <b>6PK1165</b>

**JUMPER Kasten (230L)**

1.9 D	07/99-04/02	DJY (XUD9A)	50	1905	<b>CT1061</b> <b>CT1061K2</b>	ALT, (AC) ALT, (-AC) ONLY WITH VD1086 (-PS) CA CA, MTR-CODE: DJY	<b>6PK1153</b> <b>6PK730</b> <b>MS01</b> <b>VD1086</b>
	02/94-04/02	D9B (XUD9A/U)	51			PS, 12/1996⇨ ALT, AC ALT VACP PS, ⇨12/1996 ONLY WITH VD1086 (-PS)	<b>4PK755</b> <b>6PK1153</b> <b>6PK730</b> <b>AVX10X650</b> <b>AVX10X710</b> <b>MS01</b> <b>VD1086</b>





## CITROËN

### JUMPER Kasten (230L)

					CT1061 CT1061K2 CT1061WP1	CA CA CA, ⇒01/1997	
1.9 TD	03/94-04/02	DHX (XUD9TF/ BTF)	66	1905		PS, 12/1996⇒ ALT, (AC), FOR ALT: 80A ALT, (AC), FOR ALT: 120A ALT, (-AC) PS, ⇒12/1996 ONLY WITH VD1086 (-PS)	4PK755 6PK1145 6PK1153 6PK730 AVX10X715 MS01 VD1086
		D8C (XUD9UTF)	68		CT1061 CT1061K2 CT1061WP1	CA CA CA, ⇒01/1997	
						PS, 12/1996⇒ ALT, AC ALT VACP PS, ⇒12/1996 ONLY WITH VD1086 (-PS)	4PK755 6PK1153 6PK730 AVX10X650 AVX10X710 MS01 VD1086
2.0	03/94-04/02	RFW (XU10J2U)	80	1998		PS, 01/1997⇒ ALT, AC ALT PS, ⇒12/1996	4PK755 6PK1095 6PK698 AVX10X715
					CT865 CT865K1	CA CA	
2.0 HDI	11/01-04/02	RHV (DW10UTD)	62	1997		MTR-CODE: DW10TD, PS, (AC) MTR-CODE: DW10TD, ALT, (AC) MTR-CODE: DW10TD, ALT, PS, (-AC) MTR-CODE: DW10TD, ⇒04/2004, ALT, PS, (-AC) ALT, OE-NO 5705 AA, 57057 ER, (Valeo), FOR ALT: 150A ALT, (Bosch), ALT-No: 0124 615 027, FOR ALT: 150A, OE-NO 5705AA, (AC) (-AC)	4PK755 6PK1185 6PK1468 6PK1468D1  AP9038 AP9042 VD1080
					CT987 CT987K1 CT987WP1	MTR-CODE: DW10TD, CA MTR-CODE: DW10TD, CA MTR-CODE: DW10TD, CA	
2.5 D	03/94-04/02	T9A (DJ5)	63	2446		WP, 06/1996⇒ WP, ⇒05/1996 ALT, PS ALT, (-PS) AC CA CA	3PK866 4PK866 6PK1015 6PK800 6PK915
					CT891 CT891K1	CA CA	
2.5 D 4x4	03/00-04/02	T9A (DJ5)	63	2446		WP ALT, PS ALT, (-PS) AC CA CA	3PK866 6PK1015 6PK800 6PK915
					CT891 CT891K1	CA CA	
2.5 DT 4x4	10/96-08/97		76	2446		WP ALT, (PS) ALT, (-PS) AC CA CA	3PK945 6PK1010 6PK800 6PK915
					CT891 CT891K1	CA CA	
2.5 TD	03/94-04/02	T8A (DJ5T)	76	2446		WP, 06/1996⇒ WP, ⇒05/1996 ALT, PS ALT, (-PS) AC CA CA	3PK945 4PK945 6PK1015 6PK800 6PK915
					CT891 CT891K1	CA CA	
2.5 TDi	12/96-11/00	THX (DJ5TED)	79	2446		WP ALT, PS ALT, (-PS) AC CA CA	3PK945 6PK1015 6PK800 6PK915
					CT951 CT951K1	CA CA	
2.5 TDi 4x4	03/00-11/00	THX (DJ5TED)	79	2446		WP ALT, PS ALT, (-PS) AC	3PK945 6PK1015 6PK800 6PK915



CITROËN

## CITROËN

### JUMPER Kasten (230L)

2.8 HDi	09/00-04/02	8140.43S	94	2798	CT951 CT951K1	CA CA AC ALT, PS, (MANL) ALT, PS, (AUTOM) ALT, (AUTOM) ONLY WITH VD1062 (-AC)	5PK1100 6PK948 6PK995 6PK995D1 MS27 VD1062
2.8 HDi 4x4	09/00-04/02	8140.43S	94	2798	CT1038 CT1038K1	CA CA AC ALT, PS, (MANL) ALT, PS, (AUTOM) ALT, (AUTOM) ONLY WITH VD1062 (-AC)	5PK1100 6PK948 6PK995 6PK995D1 MS27 VD1062
					CT1038 CT1038K1	CA CA	

### JUMPER Kasten (244)

2.0	04/02-	XU10J2	81	1998	CT865 CT865K1	PS ALT, (AC) ALT, (-AC) CA CA	4PK755 6PK1095 6PK698
2.0 bivalent	02/03-	XU10J2	81	1998	CT865 CT865K1	PS ALT, (AC) ALT, (-AC) CA CA	4PK755 6PK1095 6PK698
2.0 HDi	04/02-	RHV (DW10UTD), RHV (DW10TD)	62	1997	CT987 CT987K1 CT987WP1	MTR-CODE: DW10TD, PS, (AC) MTR-CODE: DW10TD, 06/2004⇒, PS, (-AC) MTR-CODE: DW10TD, ALT, (AC) MTR-CODE: DW10TD, ALT, PS, (-AC), ⇒05/2004 MTR-CODE: DW10TD, ⇒04/2004, ALT, PS, (-AC) MTR-CODE: DW10TD, ALT, (-AC), 06/2004⇒ ONLY WITH VD1080 ALT, (Valeo), FOR ALT: 150A, OE-NO 5705 AS, 5705 NH, 5705 EY, ALT-No: TG15C118 ALT, (Bosch), FOR ALT: 150A, OE-NO 5705 AS, 5705 NH, 5705 EY, ALT-No: 0 124 525 035 ALT, OE-NO 5705 AA, 5705 ER, (Valeo), FOR ALT: 150A ALT, (Bosch), ALT-No: 0124 615 027, FOR ALT: 150A, OE-NO 5705AA, (AC) (-AC), MTR-CODE: DW10TD MTR-CODE: DW10TD, CA MTR-CODE: DW10TD, CA MTR-CODE: DW10TD, CA	4PK755 4PK755 6PK1185 6PK1468 6PK1468D1 6PK875 MS02 AP9019 AP9023 AP9038 AP9042 VD1080
2.2 HDi	04/02-	4HY (DW12U TED4)	74	2179	CT1100 CT1100K2	MTR-CODE: DW12UTED, PS, (AC) MTR-CODE: DW12UTED, 06/2004⇒, PS, (-AC) MTR-CODE: DW12UTED, ALT, (AC) MTR-CODE: DW12UTED, ALT, PS, (-AC), ⇒05/2004 ALT, PS, (-AC) MTR-CODE: DW12UTED, ALT, (-AC), 06/2004⇒ ONLY WITH VD1080 ⇒05/2004, ALT, OE-NO 5705 AA, 5705 ER, (Valeo), FOR ALT: 150A ALT, (Bosch), ALT-No: 0124 615 027, FOR ALT: 150A, OE-NO 5705AA, 5705ER MTR-CODE: DW12UTED MTR-CODE: DW12UTED, CA MTR-CODE: DW12UTED, CA, 04/2004⇒	4PK755 4PK755 6PK1185 6PK1468 6PK1468D1 6PK875 MS02 AP9038 AP9042 VD1080
2.8 HDi	04/02-	8140.43S	94	2798	CT1038 CT1038K1	CA CA AC ALT, PS, (MANL) ALT, PS, (AUTOM) ALT, (AUTOM) ONLY WITH VD1062 (-AC)	5PK1100 6PK948 6PK995 6PK995D1 MS27 VD1062
					CT1038 CT1038K1	CA CA	



<b>CITROËN</b>							
<b>JUMPER Kasten (244)</b>							
	05/04-	8140.43N	107			AC ALT, PS, (MANL) ALT, PS, (AUTOM) ONLY WITH VD1062 (-AC) CA	5PK1100 6PK948 6PK995 MS27 VD1062
					<b>CT1034</b>		
2.8 HDi 4x4	04/02-	8140.43S	94	2798		AC ALT, PS, (MANL) ALT, PS, (AUTOM) ALT, (AUTOM) ONLY WITH VD1062 (-AC) CA	5PK1100 6PK948 6PK995 6PK995D1 MS27 VD1062
					<b>CT1038</b> <b>CT1038K1</b>		
<b>JUMPER Pritsche/Fahrgestell</b>							
2.2 HDi 100	04/06-	4HV (P22DTE)	74	2198		PS PS, (AC)  ALT, (AC) ALT, (-AC) ALT, PS, (-AC), 2 BELTS  ALT, (Bosch), FOR ALT: 150A, ALT-No: 0 121 615 002	4PK922 ELAST 4PK922 ELAST T1 6PK1670 6PK873 ELAST 6PK873 ELAST T1 AP9048
2.2 HDi 110	07/11-		81	2198		ALT, (Bosch), FOR ALT: 150A, OE-NO 0 125 711 001	AP9048
2.2 HDi 120	04/06-	4HU (P22DTE)	88	2198		PS PS, (AC)  ALT, (AC) ALT, (-AC) ALT, PS, (-AC), 2 BELTS  ALT, (Bosch), FOR ALT: 150A, ALT-No: 0 121 615 002 MTR-CODE: 22DT	4PK922 ELAST 4PK922 ELAST T1 6PK1670 6PK873 ELAST 6PK873 ELAST T1 AP9048  VD1098
2.2 HDi 130	07/11-		96	2198		ALT, (Bosch), FOR ALT: 150A, OE-NO 0 125 711 001	AP9048
2.2 HDi 150	07/11-		110	2198		ALT, (Bosch), FOR ALT: 150A, OE-NO 0 125 711 001	AP9048
3.0 HDi 145	07/10-	F1CE3481N	107	2999		AC ALT	4PK1102 ELAST 6PK1165
3.0 HDi 160	09/06-	F1CE0481D (F30DT)	116	2999		AC ALT	4PK1102 ELAST 6PK1165
<b>JUMPER Pritsche/Fahrgestell (230)</b>							
1.9 TD	03/94-04/02	D8C (XUD9UTF)	68	1905		PS, 12/1996⇒ ALT, (AC), FOR ALT: 80A ALT, (AC), FOR ALT: 120A ALT, (-AC) PS, ⇒12/1996 ONLY WITH VD1086 (-PS) CA	4PK755 6PK1145 6PK1153 6PK730 AVX10X715 MS01 VD1086
					<b>CT1061</b> <b>CT1061K2</b> <b>CT1061WP1</b>		
		DHX (XUD9TF/ BTF)	66			PS, 12/1996⇒ ALT, (AC), FOR ALT: 80A ALT, (AC), FOR ALT: 120A ALT, (-AC) PS, ⇒12/1996 ONLY WITH VD1086 (-PS) CA	4PK755 6PK1145 6PK1153 6PK730 AVX10X715 MS01 VD1086
					<b>CT1061</b> <b>CT1061K2</b> <b>CT1061WP1</b>		
2.0	03/94-04/02	RFW (XU10J2U)	80	1998		PS, 01/1997⇒ ALT, AC ALT PS, ⇒12/1996 CA CA	4PK755 6PK1095 6PK698 AVX10X715
					<b>CT865</b> <b>CT865K1</b>		
2.5 D	03/94-04/02	T9A (DJ5)	63	2446		WP, 06/1996⇒ WP, ⇒05/1996 ALT, PS ALT, (-PS) AC CA	3PK866 4PK866 6PK1015 6PK800 6PK915
					<b>CT891</b> <b>CT891K1</b>		

**CITROËN**



CITROËN

## CITROËN

### JUMPER Pritsche/Fahrgestell (230)

↔ 2.5 D 4x4	03/00-04/02	T9A (DJ5)	63	2446		WP ALT, PS ALT, (-PS) AC CA CA	3PK866 6PK1015 6PK800 6PK915
					CT891 CT891K1		
2.5 TD	03/94-04/02	T8A (DJ5T)	76	2446		WP, 06/1996↔ WP, ↔05/1996 ALT, PS ALT, (-PS) AC CA CA	3PK945 4PK945 6PK1015 6PK800 6PK915
					CT891 CT891K1		
2.5 TDi	12/96-04/02	THX (DJ5TED)	79	2446		WP ALT, PS ALT, (-PS) AC CA CA	3PK945 6PK1015 6PK800 6PK915
					CT951 CT951K1		
2.5 TDi 4x4	03/00-04/02	THX (DJ5TED)	79	2446		WP ALT, PS ALT, (-PS) AC CA CA	3PK945 6PK1015 6PK800 6PK915
					CT951 CT951K1		
2.8 HDi	09/00-04/02	8140.43S	94	2798		AC ALT, PS, (MANL) ALT, PS, (AUTOM) ALT, (AUTOM) ONLY WITH VD1062 (-AC) CA CA	5PK1100 6PK948 6PK995 6PK995D1 MS27 VD1062
					CT1038 CT1038K1		
	10/00-01/02		93			AC ALT, PS, (MANL) ALT, PS, (AUTOM) ALT, (AUTOM) ONLY WITH VD1062 (-AC) CA CA	5PK1100 6PK948 6PK995 6PK995D1 MS27 VD1062
					CT1038 CT1038K1		

### JUMPER Pritsche/Fahrgestell (244)

2.0 HDi	04/02-	RHV (DW10UTD)	62	1997		MTR-CODE: DW10TD, PS, (AC) MTR-CODE: DW10TD, 06/2004↔, PS, (-AC) MTR-CODE: DW10TD, ALT, (AC) MTR-CODE: DW10TD, ALT, PS, (-AC), ↔05/2004 MTR-CODE: DW10TD, ↔04/2004, ALT, PS, (-AC) MTR-CODE: DW10TD, ALT, (-AC), 06/2004↔ ONLY WITH VD1080 ALT, (Valeo), FOR ALT: 150A, OE-NO 5705 AS, 5705 NH, 5705 EY, ALT-No: TG15C118 ALT, (Bosch), FOR ALT: 150A, OE-NO 5705 AS, 5705 NH, 5705 EY, ALT-No: 0 124 525 035 ALT, OE-NO 5705 AA, 5705 ER, (Valeo), FOR ALT: 150A ALT, (Bosch), ALT-No: 0124 615 027, FOR ALT: 150A, OE-NO 5705AA, (AC) MTR-CODE: DW10TD, (-AC) MTR-CODE: DW10TD, CA MTR-CODE: DW10TD, CA MTR-CODE: DW10TD, CA	4PK755 4PK755 6PK1185 6PK1468 6PK1468D1 6PK875 MS02 AP9019 AP9023 AP9038 AP9042 VD1080
					CT987 CT987K1 CT987WP1		
2.2 HDi	02/02-06/06	4HY (DW12U TED4)	74	2179		MTR-CODE: DW12UTED, PS, (AC) MTR-CODE: DW12UTED, 06/2004↔, PS, (-AC) MTR-CODE: DW12UTED, ALT, (AC) MTR-CODE: DW12UTED, ALT, PS, (-AC), ↔05/2004 MTR-CODE: DW12UTED, ALT, PS, (-AC) MTR-CODE: DW12UTED, ALT, (-AC), 06/2004↔ ALT, OE-NO 5705 AA, 5705 ER, (Valeo), FOR ALT: 150A, MTR-CODE: DW12TED (-AC)	4PK755 4PK755 6PK1185 6PK1468 6PK1468D1 6PK875 AP9038 VD1080





## CITROËN

### JUMPER Pritsche/Fahrgestell (244)

					<b>CT1100</b> <b>CT1100K2</b>	MTR-CODE: DW12UTED, CA MTR-CODE: DW12UTED, CA, 04/2004⇒	
2.2 HDi 16V	04/02-	4HY (DW12U TED4)	74	2179		MTR-CODE: DW12UTED, PS, (AC) MTR-CODE: DW12UTED, 06/2004⇒, PS, (-AC) MTR-CODE: DW12UTED, ALT, (AC) MTR-CODE: DW12UTED, ALT, PS, (-AC), ⇒05/2004 MTR-CODE: DW12UTED, ALT, PS, (-AC) MTR-CODE: DW12UTED, ALT, (-AC), 06/2004⇒ ONLY WITH VD1080 ⇒05/2004, ALT, OE-NO 5705 AA, 5705 ER, (Valeo), FOR ALT: 150A ALT, (Bosch), ALT-No: 0124 615 027, FOR ALT: 150A, OE-NO 5705AA, 5705ER	<b>4PK755</b> <b>4PK755</b> <b>6PK1185</b> <b>6PK1468</b> <b>6PK1468D1</b> <b>6PK875</b> <b>MS02</b> <b>AP9038</b> <b>AP9042</b> <b>VD1080</b>
2.8 HDi	04/02-	8140.43S	94	2798	<b>CT1100</b> <b>CT1100K2</b>	MTR-CODE: DW12UTED, CA MTR-CODE: DW12UTED, CA, 04/2004⇒	
	05/04-	8140.43N	107	2800	<b>CT1038</b> <b>CT1038K1</b>	AC ALT, PS, (MANL) ALT, PS, (AUTOM) ALT, (AUTOM) ONLY WITH VD1062 (-AC) CA CA	<b>5PK1100</b> <b>6PK948</b> <b>6PK995</b> <b>6PK995D1</b> <b>MS27</b> <b>VD1062</b> <b>5PK1100</b> <b>6PK948</b> <b>6PK995</b> <b>MS27</b> <b>VD1062</b>
2.8 HDi 4x4	02/02-06/06	F28TDCR	94	2798	<b>CT1034</b> <b>CT1038</b> <b>CT1038K1</b>	AC ALT, (MANL) ALT, (AUTOM) ONLY WITH VD1062 (-AC) CA CA	<b>5PK1100</b> <b>6PK948</b> <b>6PK995</b> <b>MS27</b> <b>VD1062</b>
<b>JUMPY</b>							
1.6 HDi 90	01/07-	9HU (DV6U TED4)	66	1560	<b>CT1092</b> <b>CT1092K1</b> <b>CT1092WP1</b>	ALT, (-AC) ALT, (AC) ONLY WITH VD1096 ALT, (Valeo), FOR ALT: 150A, OE-NO 5705AS, 5705EY, ALT-No: TG15C020, TG15C028, TG15C053 ALT, (Valeo), FOR ALT: 150A, OE-NO 5705 AS, 5705 NH, 5705 EY, ALT-No: TG15C118 ALT, (Bosch), FOR ALT: 150A, OE-NO 5705 AS, 5705 NH, 5705 EY, ALT-No: 0 124 525 035 ALT, (Bosch), FOR ALT: 150A, ALT-No: 0 124 525 035, OE-NO 5705AS, 5705EY CA CA CA	<b>6PK1352</b> <b>6PK1710</b> <b>MS08</b> <b>AP9013</b> <b>AP9019</b> <b>AP9023</b> <b>AP9042</b> <b>VD1096</b>
2.0 HDi 120	01/07-	RHK (DW10U TED4)	88	1997	<b>CT1091</b> <b>CT1091K1</b> <b>CT1091WP1</b>	ALT, AC ALT, (Valeo), FOR ALT: 180A, OE-NO 5705AX, 5705EE, ALT-No: FG 18 S 017 ALT, (Valeo), FOR ALT: 150A, OE-NO 5705 AS, 5705 NH, 5705 EY, ALT-No: TG15C118 ALT, (Bosch), FOR ALT: 150A, OE-NO 5705 AS, 5705 NH, 5705 EY, ALT-No: 0 124 525 035 ALT, (Mitsubishi), FOR ALT: 180A, OE-NO 5705AX, 5705EE, ALT-No: A004TJ0084 ALT, (Bosch), FOR ALT: 150A, ALT-No: 0 124 525 035, OE-NO 5705AS, 5705EY CA, MTR-CODE: DW10UTED4 CA, MTR-CODE: DW10UTED4 CA, MTR-CODE: DW10UTED4	<b>6PK1217</b> <b>AP9013</b> <b>AP9019</b> <b>AP9023</b> <b>AP9040</b> <b>AP9042</b>
2.0 HDi 125	07/11-		94	1997	<b>CT1140</b> <b>CT1140K1</b>	ALT CA CA	<b>6PK1244</b>
2.0 HDi 140	01/07-	RHR (DW10B TED4)	100	1997		ALT, (AC), MTR-CODE: DW10BTED4 ALT, (AC), MTR-CODE: DW10CTED4	<b>6PK1217</b> <b>6PK1244</b>



CITROËN

**CITROËN**

**JUMPY**

						ALT, (Valeo), FOR ALT: 180A, OE-NO 5705AX, 5705EE, ALT-No: FG 18 S 017	<b>AP9013</b>
						ALT, (Valeo), FOR ALT: 150A, OE-NO 5705 AS, 5705 NH, 5705 EY, ALT-No: TG15C118	<b>AP9019</b>
						ALT, (Bosch), FOR ALT: 150A, OE-NO 5705 AS, 5705 NH, 5705 EY, ALT-No: 0 124 525 035	<b>AP9023</b>
						ALT, (Mitsubishi), FOR ALT: 180A, OE-NO 5705AX, 5705EE, ALT-No: A004TJ0084	<b>AP9040</b>
						ALT, (Bosch), FOR ALT: 150A, ALT-No: 0 124 525 035, OE-NO 5705AS, 5705EY	<b>AP9042</b>
					<b>CT1091</b>	CA, MTR-CODE: DW10BTED4	
					<b>CT1091K1</b>	CA, MTR-CODE: DW10BTED4	
					<b>CT1091WP1</b>	CA, MTR-CODE: DW10BTED4	
					<b>CT1140</b>	CA, MTR-CODE: DW10CTED4	
					<b>CT1140K1</b>	CA, MTR-CODE: DW10CTED4	
2.0 HdI 165	07/10-	RHH (DW10C TED4)	120	1997		ALT	<b>6PK1244</b>
					<b>CT1140</b>	CA	
					<b>CT1140K1</b>	CA	
2.0 HdI 95	07/11-		72	1997		ALT	<b>6PK1244</b>
					<b>CT1140</b>	CA	
					<b>CT1140K1</b>	CA	
2.0 i	01/07-	RFH (EW10A)	103	1997		ALT, AC	<b>6PK1000</b>
					<b>CT1110</b>	CA, MTR-CODE: EW10A	
					<b>CT1110K1</b>	CA, MTR-CODE: EW10A	

**JUMPY (U6U)**

1.6	10/95-08/00	220A2.000	59	1581		ALT, (AC)	<b>4PK900</b>
						ALT	<b>6PK890</b>
						AC	<b>6PK923</b>
						PS	<b>AVX10X675</b>
					<b>CT605</b>	CA	
					<b>CT605K1</b>	CA	
	10/95-	220A2.000, 1580SPI	58			ALT, (AC)	<b>4PK900</b>
						ALT	<b>6PK890</b>
						AC	<b>6PK923</b>
						PS	<b>AVX10X675</b>
					<b>CT605</b>	CA	
					<b>CT605K1</b>	CA	
1.9 D	10/95-04/98	D9B (XUD9A/U)	51	1905		ALT, PS	<b>6PK1110</b>
						ALT, AC	<b>6PK1165</b>
						ALT, PS, AC	<b>6PK1740</b>
						ALT	<b>6PK730</b>
						VACP	<b>AVX10X650</b>
						ONLY WITH VD1086	<b>MS01</b>
					<b>CT1061</b>	CA	<b>VD1086</b>
					<b>CT1061K2</b>	CA	
					<b>CT1061WP1</b>	CA	
1.9 D 70	04/98-	WJZ (DW8)	51	1868		ALT, (-PS), (AC), MTR-CODE: DW8	<b>6PK1045</b>
						ALT, (PS), (-AC), ⇒ORG-NO 08374, MTR-CODE: DW8	<b>6PK1390</b>
						ALT, (PS), (-AC), ORG-NO 08375⇒, MTR-CODE: DW8	<b>6PK1440</b>
						ALT, (PS), (AC), MTR-CODE: DW8	<b>6PK1750</b>
						ALT, (-PS), (-AC), MTR-CODE: DW8	<b>6PK869</b>
						ONLY WITH VD1080, ONLY WITH VD1095	<b>MS02</b>
						ONLY WITH VD1097, ⇒ORG-NO 08147	<b>MS12</b>
						ONLY WITH VD1097, ORG-NO 08148⇒	<b>MS14</b>
						ALT, (Valeo), FOR ALT: 150A, OE-NO 5705 AS, 5705 NH, 5705 EY, ALT-No: TG15C118	<b>AP9019</b>
						ALT, (Bosch), FOR ALT: 150A, OE-NO 5705 AS, 5705 NH, 5705 EY, ALT-No: 0 124 525 035	<b>AP9023</b>
						ALT, (Bosch), FOR ALT: 150A, OE-NO 5705 AS, 5705 NH, 5705 EY, ALT-No: 0 124 525 035	<b>AP9042</b>
						(AC), ⇒ORG-NO 10177, MTR-CODE: DW8B	<b>VD1080</b>
						(AC), ORG-NO 10178⇒, MTR-CODE: DW8B	<b>VD1095</b>
						(-AC), ⇒ORG-NO 09894, MTR-CODE: DW8B	<b>VD1097</b>
						MTR-CODE: DW8	<b>VD1097</b>
					<b>CT986</b>	CA	
					<b>CT986K2</b>	CA	
					<b>CT986WP2</b>	CA, MTR-CODE: DW8	
1.9 TD	04/96-	D8B (XUD9TF)	68	1905		ALT, PS	<b>6PK1110</b>
						ALT, AC	<b>6PK1165</b>





# CITROËN

JUMPY (U6U)						
					ALT, PS, AC ALT VACP ONLY WITH VD1086  CA CA CA	6PK1740 6PK730 AVX10X650 MS01 VD1086
	10/95-	DHX (XUD9TF/BTF)	66		ALT, PS, (-AC) ALT, AC, (-PS) ALT, PS, AC ALT, (-PS), (-AC) VACP ONLY WITH VD1086  CA CA CA	6PK1110 6PK1165 6PK1740 6PK730 AVX10X650 MS01 VD1086
2.0	04/00-12/06	RFN (EW10J4)	100	1997	ALT, (-AC) ALT, (AC) CA CA, MTR-CODE: RFN CA, MTR-CODE: RFN	6PK1190 6PK1710
2.0 HDi 110	03/00-	RHZ (DW10ATED)	80	1997	ALT, (-AC) MTR-CODE: DW10ATED, ALT, (-AC) ALT, (AC) MTR-CODE: DW10ATED, ALT, (AC), ⇒ORG-NO 09519 ONLY WITH VD1080 ONLY WITH VD1095 ALT, (Valeo), FOR ALT: 150A, OE-NO 5705 AS, 5705 NH, 5705 EY, ALT-No: TG15C118 ALT, (Bosch), FOR ALT: 150A, OE-NO 5705 ER, 5705 AA, ALT-No: 0 124 615 027, OE-NO 5705 AS, 5705 NH, 5705 EY, ALT-No: 0 124 525 035 ALT, (Valeo), FOR ALT: 150A, OE-NO 5705 AA, 5705 ER, ALT-No: SG 15 S 018, ⇒ORG-NO 09519 ALT, (Bosch), ALT-No: 0124 615 027, FOR ALT: 150A, OE-NO 5705AA, 5705ER MTR-CODE: DW10ATED MTR-CODE: DW10ATED4, ⇒ORG-NO 09519 MTR-CODE: DW10ATED4, ORG-NO 09520⇒  CA, MTR-CODE: DW10ATED4 CA, MTR-CODE: DW10ATED4, ⇒ORG-NO 10010 CA, MTR-CODE: DW10ATED4, ORG-NO 10011⇒ CA, ⇒ORG-NO 10010, MTR-CODE: DW10ATED4 CA, MTR-CODE: DW10ATED, DW10BTED CA, MTR-CODE: DW10ATED, DW10BTED W3, ⇒ORG-NO 08560 CA, MTR-CODE: DW10BTED W4, ⇒ORG-NO 09867 CA, MTR-CODE: DW10ATED, DW10BTED W3, ORG-NO 08561⇒ CA, MTR-CODE: DW10BTED W4, ORG-NO 09868⇒ CA, MTR-CODE: DW10ATED, DW10BTED W3, ⇒ORG-NO 08560 CA, MTR-CODE: DW10BTED W4, ⇒ORG-NO 09867 CA, MTR-CODE: DW10ATED, DW10BTED W3, ORG-NO 08561⇒ CA, MTR-CODE: DW10BTED W4, ORG-NO 09868⇒	6PK1468 6PK1468D1 6PK1740 6PK1740D1  MS01 MS02 AP9019 AP9023 AP9038 AP9042 VD1080 VD1080 VD1095  CT1063 CT1063K2 CT1063K3 CT1063WP1 CT987 CT987K1 CT987K1 CT987K2 CT987K2 CT987WP1 CT987WP1 CT987WP2 CT987WP2
2.0 HDi 95	10/99-	RHX (DW10BTED)	69	1997	ALT, (-AC) MTR-CODE: DW10BTED, ALT, (-AC), ⇒ORG-NO 09519 ALT, (AC) MTR-CODE: DW10BTED, ALT, (AC), ⇒ORG-NO 09519 ONLY WITH VD1080, ONLY WITH VD1095 ALT, (Bosch), ALT-No: 0124525035, FOR	6PK1468 6PK1468D1  6PK1750 6PK1750D2  MS01 AP9023

**CITROËN**





CITROËN

**CITROËN**

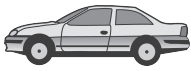
**JUMPY (U6U)**

						ALT: 150A, OE-NO 5705AS, 5705EY ALT, (Bosch), ALT-No: 0124 615 027, FOR ALT: 150A, OE-NO 5705AA, 5705ER ⇒ORG-NO 09519 ORG-NO 09520⇒	<b>AP9042</b> <b>VD1080</b> <b>VD1095</b>
					<b>CT1063</b> <b>CT1063K2</b> <b>CT1063K3</b> <b>CT1063WP1</b> <b>CT987</b> <b>CT987K1</b> <b>CT987K1</b> <b>CT987K2</b> <b>CT987K2</b> <b>CT987WP1</b> <b>CT987WP1</b> <b>CT987WP2</b> <b>CT987WP2</b>	CA, MTR-CODE: DW10ATED4 CA, MTR-CODE: DW10ATED4, ⇒ORG-NO 10010 CA, MTR-CODE: DW10ATED4, ORG-NO 10011⇒ CA, ⇒ORG-NO 10010, MTR-CODE: DW10ATED4 CA, MTR-CODE: DW10ATED, DW10BTED CA, MTR-CODE: DW10ATED, ⇒ORG-NO 08560 CA, MTR-CODE: DW10BTED, ORG-NO 09868⇒ CA, MTR-CODE: DW10ATED, ORG-NO 08561⇒ CA, MTR-CODE: DW10BTED, ⇒ORG-NO 09867 CA, MTR-CODE: DW10ATED, ⇒ORG-NO 08560 CA, MTR-CODE: DW10BTED, ORG-NO 09868⇒ CA, MTR-CODE: DW10ATED, ORG-NO 08561⇒ CA, MTR-CODE: DW10BTED, ⇒ORG-NO 09867	
2.0 i 16V	03/00-		102	1997		ALT, (-AC) ALT, (AC) CA	<b>6PK1190</b> <b>6PK1710</b>
					<b>CT1138</b> <b>CT1138K1</b> <b>CT1138WP1</b>	CA, MTR-CODE: RFN CA, MTR-CODE: RFN	
2.2 HDi	12/03-10/06		66	2179		ALT, (Bosch), ALT-No: 0124525035, FOR ALT: 150A, OE-NO 5705AS, 5705EY ALT, (Bosch), FOR ALT: 150A, ALT-No: 0 124 525 035, OE-NO 5705AS, 5705EY	<b>AP9023</b> <b>AP9042</b>

**JUMPY Kasten**

1.6 HDi 90	01/07-	9HU (DV6U TED4)	66	1560		ALT, (-AC) ALT, (AC) ONLY WITH VD1096 ALT, (Valeo), FOR ALT: 150A, OE-NO 5702H4, 5705AS, 5705EY, ALT-No: TG15C020, TG15C028, TG15C053 ALT, (Valeo), FOR ALT: 150A, OE-NO 5705 AS, 5705 NH, 5705 EY, ALT-No: TG15C118 ALT, (Bosch), FOR ALT: 150A, OE-NO 5705 AS, 5705 NH, 5705 EY, ALT-No: 0 124 525 035 ALT, (Bosch), FOR ALT: 150A, ALT-No: 0 124 525 035, OE-NO 5705AS, 5705EY	<b>6PK1352</b> <b>6PK1710</b> <b>MS08</b> <b>AP9013</b> <b>AP9019</b> <b>AP9023</b> <b>AP9042</b> <b>VD1096</b>
					<b>CT1092</b> <b>CT1092K1</b> <b>CT1092WP1</b>	CA CA CA	
2.0 HDi 120	01/07-	RHK (DW10U TED4)	88	1997		ALT, AC ALT, (Valeo), FOR ALT: 180A, OE-NO 5705AX, 5705EE, ALT-No: FG 18 S 017 ALT, (Valeo), FOR ALT: 150A, OE-NO 5705 AS, 5705 NH, 5705 EY, ALT-No: TG15C118 ALT, (Bosch), FOR ALT: 150A, OE-NO 5705 AS, 5705 NH, 5705 EY, ALT-No: 0 124 525 035 ALT, (Mitsubishi), FOR ALT: 180A, OE-NO 5705AX, 5705EE, ALT-No: A004TJ0084 ALT, (Bosch), FOR ALT: 150A, ALT-No: 0 124 525 035, OE-NO 5705AS, 5705EY	<b>6PK1217</b> <b>AP9013</b> <b>AP9019</b> <b>AP9023</b> <b>AP9040</b> <b>AP9042</b>
					<b>CT1091</b> <b>CT1091K1</b> <b>CT1091WP1</b>	CA, MTR-CODE: DW10BTED4 FAP CA, MTR-CODE: DW10BTED4 FAP CA, MTR-CODE: DW10BTED4 FAP	
2.0 HDi 125	07/11-		94	1997		ALT CA CA	<b>6PK1244</b>
					<b>CT1140</b> <b>CT1140K1</b>	CA CA	
2.0 HDi 140	01/07-	RHR (DW10B TED4)	100	1997		ALT, (AC), MTR-CODE: DW10BTED4 ALT, (AC), MTR-CODE: DW10CTED4 ALT, (Valeo), FOR ALT: 180A, OE-NO 5705AX, 5705EE, ALT-No: FG 18 S 017	<b>6PK1217</b> <b>6PK1244</b> <b>AP9013</b>





## CITROËN

### JUMPY Kasten

						ALT, (Valeo), FOR ALT: 150A, OE-NO 5705 AS, 5705 NH, 5705 EY, ALT-No: TG15C118	<b>AP9019</b>
						ALT, (Bosch), FOR ALT: 150A, OE-NO 5705 AS, 5705 NH, 5705 EY, ALT-No: 0 124 525 035	<b>AP9023</b>
						ALT, (Mitsubishi), FOR ALT: 180A, OE-NO 5705AX, 5705EE, ALT-No: A004TJ0084	<b>AP9040</b>
						ALT, (Bosch), FOR ALT: 150A, ALT-No: 0 124 525 035, OE-NO 5705AS, 5705EY	<b>AP9042</b>
					<b>CT1091</b>	CA, MTR-CODE: DW10BTED4	
					<b>CT1091K1</b>	CA, MTR-CODE: DW10BTED4	
					<b>CT1091WP1</b>	CA, MTR-CODE: DW10BTED4	
					<b>CT1140</b>	CA, MTR-CODE: DW10CTED4	
					<b>CT1140K1</b>	CA, MTR-CODE: DW10CTED4	
2.0 HDi 165	07/10-	RHH (DW10C TED4)	120	1997			<b>6PK1244</b>
					<b>CT1140</b>	CA	
					<b>CT1140K1</b>	CA	
2.0 HDi 95	07/11-		72	1997		ALT	<b>6PK1244</b>
					<b>CT1140</b>	CA	
					<b>CT1140K1</b>	CA	

### JUMPY Kasten (BS\_, BT\_, BY\_, BZ\_)

1.6	10/95-08/00	220A2.000	59	1581		ALT, (AC)	<b>4PK900</b>
						ALT	<b>6PK890</b>
						AC	<b>6PK923</b>
						PS	<b>AVX10X675</b>
					<b>CT605</b>	CA	
					<b>CT605K1</b>	CA	
1.6 i	10/95-	220A2.000, 1580SPI	58	1581		ALT, (AC)	<b>4PK900</b>
						ALT	<b>6PK890</b>
						AC	<b>6PK923</b>
						PS	<b>AVX10X675</b>
					<b>CT605</b>	CA	
					<b>CT605K1</b>	CA	
1.9 D 70	04/98-	WJZ (DW8)	51	1868		ALT, (-PS), (AC), MTR-CODE: DW8	<b>6PK1045</b>
						ALT, (PS), (-AC), ⇒ORG-NO 08374, MTR-CODE: DW8	<b>6PK1390</b>
						ALT, (PS), (-AC), ORG-NO 08375⇒, MTR-CODE: DW8	<b>6PK1440</b>
						ALT, (PS), (AC), MTR-CODE: DW8	<b>6PK1750</b>
						ALT, (-PS), (-AC), MTR-CODE: DW8	<b>6PK869</b>
						ONLY WITH VD1080, ONLY WITH VD1095	<b>MS02</b>
						ONLY WITH VD1097, ⇒ORG-NO 08147	<b>MS12</b>
						ONLY WITH VD1097, ORG-NO 08148⇒	<b>MS14</b>
						ALT, (Valeo), FOR ALT: 150A, OE-NO 5705 AS, 5705 NH, 5705 EY, ALT-No: TG15C118	<b>AP9019</b>
						ALT, (Bosch), FOR ALT: 150A, OE-NO 5705 AS, 5705 NH, 5705 EY, ALT-No: 0 124 525 035	<b>AP9023</b>
						ALT, (Bosch), FOR ALT: 150A, OE-NO 5705 AS, 5705 NH, 5705 EY, ALT-No: 0 124 525 035	<b>AP9042</b>
						(AC), ⇒ORG-NO 10177	<b>VD1080</b>
						(AC), ORG-NO 10178⇒	<b>VD1095</b>
						(-AC), ⇒ORG-NO 09894	<b>VD1097</b>
					<b>CT986</b>	CA	
					<b>CT986K2</b>	CA	
					<b>CT986WP2</b>	CA, MTR-CODE: DW8	
1.9 TD	10/95-	DHX (XUD9TF/ BTF)	66	1905		ALT, PS, (-AC)	<b>6PK1110</b>
						ALT, AC, (-PS)	<b>6PK1165</b>
						ALT, PS, AC	<b>6PK1740</b>
						ALT, (-PS), (-AC)	<b>6PK730</b>
						VACP	<b>AVX10X650</b>
						ONLY WITH VD1086	<b>MS01</b>
						MTR-CODE: XUD9TE	<b>VD1086</b>
					<b>CT1061</b>	CA	
					<b>CT1061K2</b>	CA	
					<b>CT1061WP1</b>	CA, MTR-CODE: XUD9TF	
2.0 HDi 110	01/02-	RHW (DW10ATED4)	80	1997		ALT, (Valeo), FOR ALT: 150A, OE-NO 5705 AS, 5705 NH, 5705 EY, ALT-No: TG 15 C 020, TG 15 C 053, TG 15 C 028, ORG-NO 09520⇒	<b>AP9013</b>
						ALT, (Bosch), FOR ALT: 150A, OE-NO 5705 AA, 5705 ER, ALT-No: 0 124 615 027, ⇒ORG-NO 09519	<b>AP9023</b>
						ALT, (Valeo), FOR ALT: 150A, OE-NO 5705 AA, 5705 ER, ALT-No: SG 15 S 018, ⇒ORG-NO 09519	<b>AP9038</b>
		RHZ				ALT, (-AC)	<b>6PK1468</b>



CITROËN

**CITROËN**

JUMPY Kasten (BS\_, BT\_, BY\_, BZ\_) ↔

					<p>MTR-CODE: DW10ATED, ALT, (-AC) ALT, (AC)  MTR-CODE: DW10ATED, ALT, (AC) ONLY WITH VD1080  ONLY WITH VD1095  ALT, (Valeo), FOR ALT: 150A, OE-NO 5705 AS, 5705 NH, 5705 EY, ALT-No: TG15C118  ALT, (Bosch), FOR ALT: 150A, OE-NO 5705 ER, 5705 AA, ALT-No: 0 124 615 027, OE-NO 5705 AS, 5705 NH, 5705 EY, ALT-No: 0 124 525 035  ALT, (Valeo), FOR ALT: 150A, OE-NO 5705 AA, 5705 ER, ALT-No: SG 15 S 018, ⇒ORG-NO 09519  ALT, (Bosch), ALT-No: 0124 615 027, FOR ALT: 150A, OE-NO 5705AA, 5705ER  MTR-CODE: DW10ATED  MTR-CODE: DW10ATED4, ⇒ORG-NO 09519  MTR-CODE: DW10ATED4, ORG-NO 09520⇒</p> <p><b>CT987</b> CA, MTR-CODE: DW10ATED  <b>CT987K1</b> CA, MTR-CODE: DW10ATED, ⇒ORG-NO 08560  <b>CT987K1</b> CA, MTR-CODE: DW10BTED, ORG-NO 09868⇒  <b>CT987K2</b> CA, MTR-CODE: DW10ATED, ORG-NO 08561⇒  <b>CT987K2</b> CA, MTR-CODE: DW10BTED, ⇒ORG-NO 09867  <b>CT987WP1</b> CA, MTR-CODE: DW10ATED, ⇒ORG-NO 08560  <b>CT987WP1</b> CA, MTR-CODE: DW10BTED, ORG-NO 09868⇒  <b>CT987WP2</b> CA, MTR-CODE: DW10ATED, ORG-NO 08561⇒  <b>CT987WP2</b> CA, MTR-CODE: DW10BTED, ⇒ORG-NO 09867</p>	<p><b>6PK1468D1</b>  <b>6PK1740</b>  <b>6PK1740D1</b>  <b>MS01</b>  <b>MS02</b>  <b>AP9019</b>  <b>AP9023</b>  <b>AP9038</b>  <b>AP9042</b>  <b>VD1080</b>  <b>VD1080</b>  <b>VD1095</b></p>
2.0 HDi 95	10/99-	RHX (DW10B TED)	69	1997	<p>ALT, (-AC)  MTR-CODE: DW10BTED, ALT, (-AC), ⇒ORG-NO 09519  ALT, (AC)  MTR-CODE: DW10BTED, ALT, (AC), ⇒ORG-NO 09519  ONLY WITH VD1080, ONLY WITH VD1095  ALT, (Bosch), ALT-No: 0124525035, FOR ALT: 150A, OE-NO 5705AS, 5705EY  ALT, (Bosch), ALT-No: 0124 615 027, FOR ALT: 150A, OE-NO 5705AA, 5705ER  ⇒ORG-NO 09519  ORG-NO 09520⇒</p> <p><b>CT1063</b> CA, MTR-CODE: DW10ATED4  <b>CT1063K2</b> CA, MTR-CODE: DW10ATED4, ⇒ORG-NO 10010  <b>CT1063K3</b> CA, MTR-CODE: DW10ATED4, ORG-NO 10011⇒  <b>CT1063WP1</b> CA, ⇒ORG-NO 10010, MTR-CODE: DW10ATED4  <b>CT987</b> CA, MTR-CODE: DW10ATED, DW10BTED  <b>CT987K1</b> CA, MTR-CODE: DW10ATED, ⇒ORG-NO 08560  <b>CT987K1</b> CA, MTR-CODE: DW10BTED, ORG-NO 09868⇒  <b>CT987K2</b> CA, MTR-CODE: DW10ATED, ORG-NO 08561⇒  <b>CT987K2</b> CA, MTR-CODE: DW10BTED, ⇒ORG-NO 09867  <b>CT987WP1</b> CA, MTR-CODE: DW10ATED, ⇒ORG-NO 08560  <b>CT987WP1</b> CA, MTR-CODE: DW10BTED, ORG-NO 09868⇒  <b>CT987WP2</b> CA, MTR-CODE: DW10ATED, ORG-NO 08561⇒  <b>CT987WP2</b> CA, MTR-CODE: DW10BTED, ⇒ORG-NO 09867</p>	<p><b>6PK1468</b>  <b>6PK1468D1</b>  <b>6PK1750</b>  <b>6PK1750D2</b>  <b>MS01</b>  <b>AP9023</b>  <b>AP9042</b>  <b>VD1080</b>  <b>VD1095</b></p>
2.0 i 16V	03/00-		102	1997	<p>ALT, (-AC)  ALT, (AC)</p> <p><b>CT1138</b> CA</p>	<p><b>6PK1190</b>  <b>6PK1710</b></p>





## CITROËN

JUMPY Kasten (BS_, BT_, BY_, BZ_)							
					<b>CT1138K1</b> <b>CT1138WP1</b>	CA, MTR-CODE: RFN CA, MTR-CODE: RFN	
2.2 HDi	12/03-10/06		66	2179		ALT, (Bosch), ALT-No: 0124525035, FOR ALT: 150A, OE-NO 5705AS, 5705EY ALT, (Bosch), FOR ALT: 150A, ALT-No: 0124 525 035, OE-NO 5705AS, 5705EY	<b>AP9023</b> <b>AP9042</b>
JUMPY Pritsche/Fahrgestell (BU_, BV_, BW_, BX_)							
1.9 TD	10/99-	D8B (XUD9TF)	68	1905		ALT, PS, (-AC) ALT, AC, (-PS) ALT, PS, AC ALT, (-PS), (-AC) VACP ONLY WITH VD1086	<b>6PK1110</b> <b>6PK1165</b> <b>6PK1740</b> <b>6PK730</b> <b>AVX10X650</b> <b>MS01</b> <b>VD1086</b>
					<b>CT1061</b> <b>CT1061K2</b> <b>CT1061WP1</b>	CA CA CA, MTR-CODE: XUD9TF	
2.0	12/03-10/06	RFN (EW10J4)	100	1997		ALT, (-AC) ALT, (AC)	<b>6PK1190</b> <b>6PK1705</b>
					<b>CT1138</b> <b>CT1138K1</b> <b>CT1138WP1</b>	CA CA, MTR-CODE: RFN CA, MTR-CODE: RFN	
2.0 HDi 110	12/03-10/06	RHW (DW10ATED4)	80	1997		ALT, (Valeo), FOR ALT: 150A, OE-NO 5705 AS, 5705 NH, 5705 EY, ALT-No: TG 15 C 020, TG 15 C 053, TG 15 C 028, ORG-NO 09520⇒	<b>AP9013</b>
2.0 HDi 110 16V	12/03-10/06	RHZ (DW10ATED)	80	1997		ALT, (Bosch), ALT-No: 0124525035, FOR ALT: 150A, OE-NO 5705AS, 5705EY (AC), ALT, OE-NO 5705 4F, 5705 GC, (Valeo), (Mitsubishi), FOR ALT: 150A ALT, (Bosch), FOR ALT: 150A, ALT-No: 0124 615 027, OE-NO 5705AA, 5705ER MTR-CODE: DW10ATED	<b>AP9023</b> <b>AP9038</b> <b>AP9042</b> <b>VD1080</b>
					<b>CT987</b> <b>CT987K1</b> <b>CT987WP1</b>	CA CA CA	
2.0 HDi 95	10/99-	RHX (DW10B TED)	69	1997		ALT, (-AC) MTR-CODE: DW10BTED, ALT, (-AC), ⇒ORG-NO 09519 ALT, (AC) MTR-CODE: DW10BTED, ALT, (AC), ⇒ORG-NO 09519 ONLY WITH VD1080, ONLY WITH VD1095 ALT, (Bosch), ALT-No: 0124525035, FOR ALT: 150A, OE-NO 5705AS, 5705EY ALT, (Bosch), ALT-No: 0124 615 027, FOR ALT: 150A, OE-NO 5705AA, 5705ER ⇒ORG-NO 09519 ORG-NO 09520⇒	<b>6PK1468</b> <b>6PK1468D1</b> <b>6PK1750</b> <b>6PK1750D2</b> <b>MS01</b> <b>AP9023</b> <b>AP9042</b> <b>VD1080</b> <b>VD1095</b>
					<b>CT1063</b> <b>CT1063K2</b> <b>CT1063K3</b> <b>CT1063WP1</b> <b>CT987</b> <b>CT987K1</b> <b>CT987K1</b> <b>CT987K2</b> <b>CT987K2</b> <b>CT987WP1</b> <b>CT987WP1</b> <b>CT987WP2</b> <b>CT987WP2</b>	CA, MTR-CODE: DW10ATED4 CA, MTR-CODE: DW10ATED4, ⇒ORG-NO 10010 CA, MTR-CODE: DW10ATED4, ORG-NO 10011⇒ CA, ⇒ORG-NO 10010, MTR-CODE: DW10ATED4 CA, MTR-CODE: DW10ATED, DW10BTED CA, MTR-CODE: DW10ATED, ⇒ORG-NO 08560 CA, MTR-CODE: DW10BTED, ORG-NO 09868⇒ CA, MTR-CODE: DW10ATED, ORG-NO 08561⇒ CA, MTR-CODE: DW10BTED, ⇒ORG-NO 09867 CA, MTR-CODE: DW10ATED, ⇒ORG-NO 08560 CA, MTR-CODE: DW10BTED, ORG-NO 09868⇒ CA, MTR-CODE: DW10ATED, ORG-NO 08561⇒ CA, MTR-CODE: DW10BTED, ⇒ORG-NO 09867	
LNA							
0.6	11/76-07/79	R06627	24	602		ALT	<b>AVX10X775</b>
	07/82-04/85	V06644	25	652		ALT	<b>AVX10X775</b>
	11/78-07/86	V06630, V06644	26			ALT	<b>AVX10X775</b>
1.1	07/82-04/85	109/5E	37	1124		ALT	<b>AVX10X913</b>





**CITROËN**

**NEMO Kasten (AA\_)**

↔ 1.4	02/08-	KFV (TU3A)	54	1360	CT1067 CT1067K1 CT1067WP1	ALT, (-AC) ALT, (AC) CA CA CA	6PK1225 6PK1564 VD1100
1.4 HDi	02/08-	8HS (DV4TD)	50	1398	CT1063 CT1063K1 CT1063WP2	ALT, (-AC) ALT, (AC) ALT, (Valeo), FOR ALT: 80A, OE-NO 5705 KC, 5702 H7, ALT-No: TG9B049, TG9B068 CA CA CA	6PK1352 6PK1710 AP9019 VD1096

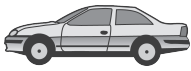
**NEMO Kombi**

1.4	04/09-	KFV (TU3A), KFT (TU3A)	54	1360	CT1067 CT1067K1 CT1067WP1	ALT, (-AC) ALT, (AC) CA CA CA	6PK1225 6PK1564
1.4 HDi	04/09-	8HS (DV4TD)	50	1399	CT1063 CT1063K1 CT1063WP2	ALT, (-AC) ALT, (AC) ALT, (Valeo), FOR ALT: 80A, OE-NO 5705 KC, 5702 H7, ALT-No: TG9B049, TG9B068 CA, MTR-CODE: DV4TED CA, MTR-CODE: DV4TED CA, MTR-CODE: DV4TED	6PK1352 6PK1710 AP9019 VD1096

**SAXO (S0, S1)**

1.0 X	05/98-06/03	CDZ (TU9M)	37	954	CT1066 CT718K1 CT718WP1	ALT, AC ALT ALT CA, MTR-NO 3762434⇒ CA CA	5PK1030 5PK725 AVX10X710
	05/96-11/98		33		CT1066 CT718 CT718K1 CT718WP1	ALT, AC ALT ALT CA, MTR-NO 3762434⇒ CA, ⇒MTR-NO 3762433 CA CA	5PK1030 5PK725 AVX10X710
1.1 X,SX	05/96-09/03	HDZ (TU1M), HFX (TU1JP)	44	1124	CT1066 CT1066K1 CT1066WP1 CT718 CT718K1 CT718WP1	ALT, AC ALT ALT CA, MTR-NO 3762435⇒ CA, MTR-NO 3 762 435⇒ CA, MTR-NO 3 762 435⇒ CA, ⇒MTR-NO 3762434 CA, ⇒MTR-NO 3 762 434 CA, ⇒MTR-NO 3 762 434	5PK1030 5PK725 AVX10X710
		HDZ (TU1M)	40		CT1066 CT1066K1 CT718 CT718K1 CT718WP1	ALT, AC ALT, FOR ALT: 80A ALT, FOR ALT: 70A CA, MTR-NO 3762435⇒ CA, MTR-NO 3 762 435⇒ CA, ⇒MTR-NO 3762434 CA, ⇒MTR-NO 3 762 434 CA, ⇒MTR-NO 3 762 434	5PK1030 5PK725 AVX10X710
1.4 VTS	05/96-06/03	KFX (TU3JP), KFW (TU3JP)	55	1360	CT1067 CT1067K1 CT1067WP1 CT607 CT607K1 CT607WP1	ALT, PS ALT ALT CA, MTR-NO 3666766⇒ CA, MTR-NO 3666766⇒ CA, MTR-NO 3666766⇒ CA, ⇒MTR-NO 3666765 CA, ⇒MTR-NO 3666765 CA, ⇒MTR-NO 3666765	5PK1030 5PK725 AVX10X710
1.5 D	07/01-04/04		43	1527	CT906 CT906K1 CT906K2 CT906WP1	ALT, AC ALT ALT, PS ONLY WITH VD1085 CA CA, MTR-CODE: TUD5 CA, MTR-CODE: TUD5B CA, MTR-CODE: TUD5	5PK1030 5PK775 5PK962 MS15 VD1085
	09/96-09/03	VJY (TUD5)	40			ALT, AC	5PK1030





## CITROËN

### SAXO (S0, S1)

						ALT ALT, PS ONLY WITH VD1085	5PK775 5PK962 MS15 VD1085
					<b>CT906</b> <b>CT906K1</b> <b>CT906K2</b> <b>CT906WP1</b>	CA CA, MTR-CODE: TUD5 CA, MTR-CODE: TUD5B CA, MTR-CODE: TUD5	
	09/96-06/01	VJZ (TUD5)	42			ALT, AC ALT ALT, PS ONLY WITH VD1085	5PK1030 5PK775 5PK962 MS15 VD1085
					<b>CT906</b> <b>CT906K1</b> <b>CT906K2</b> <b>CT906WP1</b>	CA CA, MTR-CODE: TUD5 CA, MTR-CODE: TUD5B CA, MTR-CODE: TUD5	
1.6	02/96-06/03	NFZ (TU5JP)	66	1587		ALT, (XSARA I), MTR-CODE: TU5JP PS, (AC), (XSARA I), MTR-CODE: TU5JP PS, (-AC), ORG-NO 07833⇒, (XSARA I), MTR-CODE: TU5JP PS, (-AC), ⇒ORG-NO 07832, (XSARA I), MTR-CODE: TU5JP ALT, (-AC), (XSARA II), MTR-CODE: TU ALT, (AC), ORG-NO 09156⇒, (XSARA II), MTR-CODE: TU ALT, (AC), ⇒ORG-NO 09155, (XSARA II), MTR-CODE: TU	4PK860 5PK1255 5PK830 5PK880 6PK1453 6PK1560 6PK1564
					<b>CT744</b> <b>CT744K1</b>	CA CA	
	02/01-04/04	NFT	74			ALT, AC ALT, (-AC)	5PK1030 5PK725
					<b>CT744</b> <b>CT744K1</b>	CA CA	
	02/96-04/04	NFX (TU5JP4)	88			ALT, (AC) ALT, (-AC)	5PK1054 5PK775
					<b>CT1065</b> <b>CT1065K2</b>	CA CA	
1.6 VTL, VTR	05/96-06/03	NFZ (TU5JP)	65	1587		ALT, AC ALT	5PK1030 5PK725
					<b>CT744</b> <b>CT744K1</b>	CA CA	
1.6 VTS	09/00-09/03	NFT	72	1587		ALT, AC ALT, (-AC)	5PK1030 5PK725
					<b>CT744</b> <b>CT744K1</b>	CA CA	
	06/96-09/03	NFX (TU5JP4)	87			ALT, (AC) ALT, (-AC)	5PK1054 5PK775
					<b>CT1065</b> <b>CT1065K2</b>	CA CA	

VISA							
0.6	07/82-03/91	V06/665	24	652		ALT, WP	AVX10X775
	09/78-06/88	V06630, V06644	25			ALT, WP	AVX10X775
1.0	09/84-06/88	XV8	33	954		ALT	AVX10X913
11 E	09/78-06/88	109K	35	1124		ALT	AVX10X913
	07/82-03/91	109/5F	37			ALT	AVX10X913
	09/78-03/91	109/5	42			ALT	AVX10X913
14	07/84-03/91	150D (XY7)	44	1360		ALT	AVX10X913
14 GT	03/82-03/91	150B (XY8)	58	1360		ALT	AVX10X913
	03/82-03/87		55			ALT	AVX10X913
16 GTI	01/85-06/86	180A (XU5J)	76	1580		ALT CA CA	4PK698
					<b>CT525</b> <b>CT525K1</b>	CA CA	
	06/86-03/91	B6D	83			ALT CA	4PK698
					<b>CT525</b>	CA	
17 D	04/84-03/91	161A (XUD7)	44	1769		ALT VACP	4PK698 AVX10X650
					<b>CT1061</b> <b>CT1061K1</b> <b>CT1061WP2</b>	CA CA CA, ORG-NO 03584⇒	
Il Super X	07/80-06/82	129/5	47	1219		ALT, 09/1980⇒	AVX10X913

XANTIA (X1)							
1.6 i	03/93-01/98	BFZ (XU5JP)	65	1580		ALT CA CA CA	6PK1080
					<b>CT754</b> <b>CT754K1</b> <b>CT754WP1</b>	CA CA	
1.8 i	03/93-01/98	LFZ (XU7JP)	74	1761		ALT, PS, (-AC) ALT, PS, AC	6PK1080 6PK1660




**CITROËN**
**XANTIA (X1)**


					CT754 CT754K1 CT754WP1	CA CA CA	
	04/97-01/98	LFX (XU7JB)	66			ALT ALT, AC	6PK1080 6PK1660
					CT754 CT754K1 CT754WP1	CA CA CA	
1.8 i 16V	06/95-01/98	LFY (XU7JP4)	81	1761		ALT, (-AC) ALT, (AC)	6PK1080 6PK1660
					CT955 CT955K1 CT955K2	CA CA, ⇒ORG-NO 8469 CA, ORG-NO 8470⇒	
1.9 D	06/94-01/98	DJZ (XUD9Y)	50	1905		ALT, (-AC), 07/1995⇒, ORG-NO 6809⇒ ALT, (-AC), ⇒06/1995, ⇒ORG-NO 6808 ALT, (AC), ⇒ORG-NO 07358, (SANDEN) ALT, (AC), ⇒ORG-NO 07358, (HARRIS SON) ALT, (AC), ORG-NO 06809⇒, (SANDEN) ALT, (AC), ORG-NO 06809⇒, (HARRIS SON) ONLY WITH VD1086 MTR-CODE: XUD9A	6PK1100 6PK1130 6PK1698 6PK1710 6PK1725 6PK1740 MS01 VD1086
		D9B (XUD9A/L)	51			ALT, (-AC), 07/1995⇒, ORG-NO 6809⇒ ALT, (-AC), ⇒06/1995, ⇒ORG-NO 6808 ALT, (AC), ⇒ORG-NO 07358, (SANDEN) ALT, (AC), ⇒ORG-NO 07358, (HARRIS SON) ALT, (AC), ORG-NO 06809⇒, (SANDEN) ALT, (AC), ORG-NO 06809⇒, (HARRIS SON) ONLY WITH VD1086 MTR-CODE: XUD9A	6PK1100 6PK1130 6PK1698 6PK1710 6PK1725 6PK1740 MS01 VD1086
					CT1061 CT1061K2 CT1061WP1	CA CA CA, ORG-NO 06265⇒	
1.9 SD	02/96-01/98	DHW (XUD9SD)	55	1905		ALT, (-AC), 07/1995⇒, ORG-NO 6809⇒ ALT, (AC), ⇒ORG-NO 07358, (SANDEN) ALT, (AC), ⇒ORG-NO 07358, (HARRIS SON) ALT, (AC), ORG-NO 06809⇒, (SANDEN) ALT, (AC), ORG-NO 06809⇒, (HARRIS SON) ONLY WITH VD1086	6PK1100 6PK1698 6PK1710 6PK1725 6PK1740 MS01 VD1086
					CT1061 CT1061K2 CT1061WP1	CA CA CA, ORG-NO 06265⇒, ⇒ORG-NO 07389	
1.9 Turbo D	10/94-01/98	DHX (XUD9TF/ BTF), DHY (XUD9TE/Y)	66	1905		ALT, (-AC), 07/1995⇒, ORG-NO 6809⇒ ALT, (-AC), ⇒06/1995, ⇒ORG-NO 6808 ALT, (AC), ⇒ORG-NO 07358, (SANDEN) ALT, (AC), ⇒ORG-NO 07358, (HARRIS SON) ALT, (AC), ORG-NO 06809⇒, (SANDEN) ALT, (AC), ORG-NO 06809⇒, (HARRIS SON) ONLY WITH VD1086 MTR-CODE: XUD9TE	6PK1100 6PK1130 6PK1698 6PK1710 6PK1725 6PK1740 MS01 VD1086
					CT1061 CT1061K2 CT1061WP1	CA CA CA, ORG-NO 06265⇒	
2.0 i	03/93-01/98	RFX (XU10J2C)	89	1998		ALT ALT, AC	6PK1080 6PK1660
					CT754 CT754K1	CA CA	
2.0 i 16V	03/93-01/98	RFY (XU10J4/Z)	112	1998		ALT, PS, (-AC), FOR ALT: 70A, FOR ALT: 80A ALT, PS, (-AC), FOR ALT: 90A ALT, AC, (-PS) ALT, PS, AC ALT	6PK1060 6PK1075 6PK1100 6PK1660 6PK698
					CT864 CT864K1	CA CA	
	06/94-01/98	RFT (XU10J4/Z)	110			ALT, PS, (-AC), FOR ALT: 70A, FOR ALT: 80A	6PK1060





## CITROËN

### XANTIA (X1)

						ALT, PS, (-AC), FOR ALT: 90A ALT, AC, (-PS) ALT, PS, AC ALT CA CA	6PK1075 6PK1100 6PK1653 6PK698
	06/95-01/98	RFV (XU10J4R)	97			ALT, (-AC) ALT, (AC) CA CA	6PK1200 6PK1653
2.0 Turbo	06/95-01/98	RGX (XU10J 2TE)	108	1998		ALT ALT, AC CA CA	6PK1200 6PK1653
2.1 Turbo D 12V	06/95-01/98	P8C (XUD11B TE)	80	2088		ALT ALT, AC ONLY WITH VD1088 CA CA CA	6PK1130 6PK1705 MS01 VD1088
3.0 i 24V	01/97-01/98	XFZ (ES9J4)	140	2946		ALT, (-AC) ALT, (AC) CA	6PK1495 6PK1623

### XANTIA (X2)

1.8 i	01/98-04/03	LFX (XU7JB)	66	1761		ALT ALT, AC CA CA CA	6PK1080 6PK1660
1.8 i 16V	01/98-04/03	LFY (XU7JP4)	81	1761		ALT, (-AC) ALT, (AC) CA CA, ⇨ORG-NO 8469 CA, ORG-NO 8470⇨	6PK1080 6PK1660
1.9 SD	01/98-04/03	DHW (XUD9SD)	55	1905		ALT, (-AC) ALT, (AC) ONLY WITH VD1086 CA CA	6PK1110 6PK1733 MS01 VD1086
1.9 Turbo D	01/98-04/03	DHX (XUD9TF/ BTF), DHY (XUD9TE/Y)	66	1905		ALT, (-AC) ALT, (AC) ONLY WITH VD1086 MTR-CODE: XUD9TE CA CA	6PK1110 6PK1733 MS01 VD1086
2.0 HDI 109	02/99-04/03	RHZ (DW10ATED)	80	1997		ALT, (-AC) ALT, (AC), (SANDEN) ALT, (AC), (SANDEN) ALT, (AC), (DELPHI) ALT, (AC), (DELPHI) ONLY WITH VD1080 ALT, OE-NO 5705 4F, 5705 GC, (Valeo), (Mitsubishi), FOR ALT: 150A CA CA CA	6PK1453 6PK1740 6PK1740D1 6PK1750 6PK1750D2 MS01 AP9038 VD1080
2.0 HDI 90	03/99-04/03	RHY (DW10TD)	66	1997		ALT, (-AC) ALT, (AC), (SANDEN) ALT, (AC), (SANDEN) ALT, (AC), (DELPHI) ALT, (AC), (DELPHI) ONLY WITH VD1080 ALT, OE-NO 5705 4F, 5705 GC, (Valeo), (Mitsubishi), FOR ALT: 150A CA CA CA	6PK1453 6PK1740 6PK1740D1 6PK1750 6PK1750D2 MS01 AP9038 VD1080
2.0 i	01/98-04/03	RFX (XU10J2C)	89	1998		ALT ALT, AC CA CA	6PK1080 6PK1660
2.0 i 16V	01/98-04/03	RFV (XU10J4R)	97	1998		ALT, (-AC) ALT, (AC) CA	6PK1200 6PK1653




**CITROËN**
**XANTIA (X2)**

2.0 Turbo	01/98-04/03	RGX (XU10J 2TE)	108	1998	CT955K1 CT754 CT754K1	CA ALT ALT, AC CA CA	6PK1200 6PK1653
2.1 Turbo D 12V	01/98-02/99	P8C (XUD11B TE)	80	2088	CT772 CT772K1 CT772WP1	CA CA CA ALT ALT, AC ONLY WITH VD1088	6PK1110 6PK1733 MS01 VD1088
3.0 V6	01/98-04/03	XFZ (ES9J4)	140	2946	CT1052 CT1052K1	CA CA CA ALT, (-AC) ALT, (AC) CA CA, 01/2000⇒, ORG-NO 08442⇒	6PK1495 6PK1623

**XANTIA Break (X1)**

1.8 i	06/95-01/98	LFZ (XU7JP)	74	1761	CT754 CT754K1 CT754WP1	CA CA CA ALT, PS, (-AC) ALT, PS, AC	6PK1080 6PK1660
	04/97-01/98	LFX (XU7JB)	66		CT754 CT754K1 CT754WP1	CA CA CA ALT, (-AC) ALT, (AC)	6PK1080 6PK1660
1.8 i 16V	06/95-01/98	LFY (XU7JP4)	81	1761	CT955 CT955K1 CT955K2	CA CA CA ALT, (-AC) ALT, (AC) CA, ⇒ORG-NO 8469 CA, ORG-NO 8470⇒	6PK1080 6PK1660
1.9 SD	04/97-01/98	DHW (XUD9SD)	55	1905	CT1061 CT1061K2 CT1061WP1	CA CA CA ALT, (-AC), 07/1995⇒, ORG-NO 6809⇒ ALT, (AC), ⇒ORG-NO 07358, (SANDEN) ALT, (AC), ⇒ORG-NO 07358, (HARRIS SON) ALT, (AC), ORG-NO 06809⇒, (SANDEN) ALT, (AC), ORG-NO 06809⇒, (HARRIS SON) ONLY WITH VD1086	6PK1100 6PK1698 6PK1710 6PK1725 6PK1740 MS01 VD1086
1.9 Turbo D	06/95-01/98	DHX (XUD9TF/ BTF), DHY (XUD9TE/Y), D8B (XUD9TF)	66	1905	CT1061 CT1061K2 CT1061WP1	CA CA CA ALT, (-AC), 07/1995⇒ ALT, (AC), ⇒12/1996, ⇒ORG-NO 7358 ALT, (AC), ORG-NO 7359⇒, 01/1997⇒ ONLY WITH VD1086 MTR-CODE: XUD9TE CA, ORG-NO 06265⇒, ⇒ORG-NO 07389	6PK1100 6PK1710 6PK1733 MS01 VD1086
2.0 i	06/95-01/98	RFX (XU10J2C)	89	1998	CT754 CT754K1	CA CA CA ALT ALT, AC	6PK1080 6PK1660
2.0 i 16V	06/95-01/98	RFV (XU10J4R)	97	1998	CT955 CT955K1	CA CA CA ALT ALT, AC	6PK1200 6PK1653
2.0 Turbo	06/95-01/98	RGX (XU10J 2TE)	108	1998	CT754 CT754K1	CA CA CA ALT ALT, AC	6PK1200 6PK1653
2.1 Turbo D 12V	06/96-01/98	P8C (XUD11B TE)	80	2088	CT772 CT772K1 CT772WP1	CA CA CA ALT ALT, AC ONLY WITH VD1088	6PK1110 6PK1733 MS01 VD1088
1.8 i	01/98-04/03	LFX (XU7JB)	66	1761	CT754 CT754K1 CT754WP1	CA CA CA ALT ALT, AC	6PK1080 6PK1660
1.8 i 16V	01/98-04/03	LFY (XU7JP4)	81	1761		CA ALT, (-AC)	6PK1080





<b>CITROËN</b>							
<b>XANTIA Break (X2)</b>							
					CT955 CT955K1 CT955K2	ALT, (AC) CA CA, ⇒ORG-NO 8469 CA, ORG-NO 8470⇒	6PK1660
1.9 SD	01/98-04/03	DHW (XUD9SD)	55	1905		ALT ALT, AC ONLY WITH VD1086	6PK1110 6PK1733 MS01 VD1086
1.9 Turbo D	01/98-04/03	DHX (XUD9TF/ BTF), D8B (XUD9TF)	66	1905	CT1061 CT1061K2	CA CA	
						ALT ALT, AC ONLY WITH VD1086 MTR-CODE: XUD9TE	6PK1110 6PK1733 MS01 VD1086
2.0 HDI 109	02/99-04/03	RHZ (DW10ATED)	80	1997	CT1061 CT1061K2 CT1061WP1	CA CA CA, ORG-NO 06265⇒	
						ALT, (-AC) ALT, (AC), (SANDEN) ALT, (AC), (SANDEN) ALT, (AC), (DELPHI) ALT, (AC), (DELPHI) ONLY WITH VD1080 ALT, OE-NO 5705 4F, 5705 GC, (Valeo), (Mitsubishi), FOR ALT: 150A	6PK1453 6PK1740 6PK1740D1 6PK1750 6PK1750D2 MS01 AP9038 VD1080
2.0 HDI 90	03/99-04/03	RHY (DW10TD)	66	1997	CT987 CT987K1 CT987WP1	CA CA CA	
						ALT, (-AC) ALT, (AC), (SANDEN) ALT, (AC), (SANDEN) ALT, (AC), (DELPHI) ALT, (AC), (DELPHI) ONLY WITH VD1080	6PK1453 6PK1740 6PK1740D1 6PK1750 6PK1750D2 MS01 VD1080
2.0 i	01/98-04/03	RFX (XU10J2C)	89	1998	CT754 CT754K1	ALT ALT, AC CA CA	6PK1080 6PK1660
2.0 i 16V	01/98-04/03	RFV (XU10J4R)	97	1998	CT955 CT955K1	ALT, (-AC) ALT, (AC) CA CA	6PK1200 6PK1653
2.0 Turbo	01/98-04/03	RGX (XU10J 2TE)	108	1998	CT754 CT754K1	ALT ALT, AC CA CA	6PK1200 6PK1653
2.1 Turbo D 12V	01/98-02/99	P8C (XUD11B TE)	80	2088	CT772 CT772K1 CT772WP1	ALT ALT, AC ONLY WITH VD1088 CA CA CA	6PK1110 6PK1733 MS01 VD1088
3.0 V6	01/98-04/03	XFZ (ES9J4)	140	2946	CT1052 CT1052K1	ALT, (-AC) ALT, (AC) CA CA, 01/2000⇒, ORG-NO 08442⇒	6PK1495 6PK1623
<b>XM (Y3)</b>							
2.0	05/89-06/94	R6A	94	1998	CT754 CT754K1 CT754K2	ALT, (AC), FOR ALT: 60A ALT, (AC), FOR ALT: 80A ALT, (-AC), FOR ALT: 60A ALT, (-AC), FOR ALT: 80A HYDP CA CA, ORG-NO 05898⇒ CA, ⇒ORG-NO 05897	5PK1125 5PK1140 5PK690 5PK710 AVX10X1025
	05/89-04/94		84		CT754 CT754K1	ALT, AC ALT, AC ALT ALT VACP CA CA, 07/1993⇒	5PK1125 5PK1135 5PK690 5PK710 AVX10X1025

**CITROËN**



CITROËN

**CITROËN**

XM (Y3)							
2.0 i	05/89-04/94	RDZ (XU10MZ)	79	1998	CT754K2	CA, ⇒06/1993 ALT, AC, FOR ALT: 60A ALT, AC, FOR ALT: 80A, FOR ALT: 90A ALT, FOR ALT: 60A ALT, FOR ALT: 80A, FOR ALT: 90A HYDP	5PK1125 5PK1140 5PK690 5PK710 AVX10X1025
	05/89-06/94	RFZ (XU10J2)	89		CT754 CT754K1 CT754K2	CA CA, 07/1993⇒ CA, ⇒06/1993	5PK1125 5PK1140 5PK690 5PK710 AVX10X1025
2.0 i Turbo	09/92-06/94	RGY (XU10J 2TE/Z)	104	1998	CT754 CT754K1	ALT, AC ALT, FOR ALT: 60A ALT, FOR ALT: 80A, FOR ALT: 90A HYDP CA CA	5PK1155 5PK690 5PK710 AVX10X1025
2.1 D 12V	05/89-06/94	P9A (XUD11A)	60	2138	CT775 CT775K1	ALT, AC, (MANL) ALT, AC, (AUTOM) ALT, (MANL), OE-NO 91538177 ALT, (MANL), OE-NO 96056835 ALT HYDP, 08/1990⇒, ORG-NO 4992⇒ HYDP, ⇒07/1990, ⇒ORG-NO 4991 CA CA	5PK1165 5PK1200 5PK710 5PK736 5PK775 AVX10X1090 AVX10X1113
2.1 TD 12V	05/89-06/94	P8A (XUD11A TE), PHZ (XU D11ATE), PJZ (XUD11ATE)	80	2088	CT772 CT772K1 CT772WP1	ALT, (AC), (MANL) ALT, (AC), (AUTOM) ALT, (-AC), (MANL) ALT, (-AC), (AUTOM) HYDP, 08/1990⇒, ORG-NO 4992⇒ HYDP, ⇒07/1990, ⇒ORG-NO 4991 MTR-CODE: XUD11ATE, (AUTOM), ORG-NO 06779⇒, ⇒ORG-NO 07237 MTR-CODE: XUD11ATE, (MANL), ORG-NO 06779⇒ MTR-CODE: XUD11BTE, (AUTOM) MTR-CODE: XUD11BTE, (MANL), ORG-NO 06779⇒ CA CA CA	5PK1165 5PK1190 5PK736 5PK768 AVX10X1090 AVX10X1113 VD1088 VD1088 VD1088 VD1088
3.0 V6	05/89-06/94	SFZ (ZPJ/Z), UFZ (ZPJ/Z)	123	2963		WP, (AC), MTR-CODE: ZPJ WP, (AC), MTR-CODE: ZPJ4 ALT HYDP, ⇒ORG-NO 5565, ⇒02/1992 HYDP, ORG-NO 5566⇒, 03/1992⇒	5PK1387 5PK1450 5PK847 AVX10X666 AVX10X700
3.0 V6 24V	07/90-06/94	SKZ (ZPJ4/Z), UKZ (ZPJ4/Z)	147	2963		WP, (AC), MTR-CODE: ZPJ WP, (AC), MTR-CODE: ZPJ4 ALT WP HYDP, ⇒ORG-NO 5565, ⇒02/1992 HYDP, ORG-NO 5566⇒, 03/1992⇒	5PK1387 5PK1450 5PK847 5PK847 AVX10X666 AVX10X685
XM (Y4)							
2.0 i 16V	05/94-10/00	RFV (XU10J4R)	97	1998	CT955 CT955K1	ALT, ⇒05/1995 ALT, 06/1995⇒ ALT, AC, 06/1995⇒ ALT, AC, ⇒05/1995 HYDP, 07/1994⇒ CA CA	6PK1080 6PK1200 6PK1653 6PK1660 AVX10X1025
2.0 Turbo	05/94-10/00	RGX (XU10J 2TE)	108	1998	CT754 CT754K1	ALT, AC, ⇒05/1995 ALT, FOR ALT: 60A, ⇒05/1995 ALT, FOR ALT: 80A, FOR ALT: 90A, ⇒05/1995 ALT, 06/1995⇒ ALT, AC, 06/1995⇒ HYDP CA CA	5PK1155 5PK690 5PK710 6PK1200 6PK1653 AVX10X1025
2.1 TD 12V	05/94-10/00	P8A (XUD11A TE), PHZ (XU	80	2088		ALT, AC, (MANL) ALT, AC, (AUTOM)	5PK1165 5PK1200





<b>CITROËN</b>							
<b>XM (Y4)</b>							
		D11ATE), PJZ (XUD11ATE), P8C (XUD11BTE)				ALT, ⇒ORG-NO 6778, ⇒05/1995, OE-NO 91538177, (AUTOM) ALT, ⇒ORG-NO 6778, ⇒05/1995, OE-NO 96056835, (MANL) ALT, (AUTOM) ALT, ORG-NO 6779⇒, 06/1995⇒ ALT, AC, ORG-NO 6779⇒, 06/1995⇒ HYDP, ORG-NO 4992⇒ ONLY WITH VD1088 MTR-CODE: XUD11ATE, (AUTOM), ORG-NO 06779⇒, ⇒ORG-NO 07237 MTR-CODE: XUD11ATE, (MANL), ORG-NO 06779⇒ MTR-CODE: XUD11BTE, (AUTOM) MTR-CODE: XUD11BTE, (MANL), ORG-NO 06779⇒	5PK715 5PK736 5PK775 6PK1110 6PK1733 AVX10X1090 MS01 VD1088 VD1088 VD1088 VD1088
					<b>CT772</b> <b>CT772K1</b> <b>CT772WP1</b>	CA CA CA	
2.5 TD	05/94-10/00	THY (DK5ATE)	95	2446		WP, 06/1996⇒ WP, ⇒05/1996 ALT, OE-NO 5750M3 ALT, OE-NO 5750M0 ALT, AC	3PK945 4PK945 6PK1190 6PK1200 6PK1863
					<b>CT891</b> <b>CT891K1</b>	CA CA	
3.0 V6	04/97-10/00	XFZ (ES9J4)	140	2946		ALT, AC CA	6PK1623
					<b>CT1052</b> <b>CT1052K1</b>	CA, 01/2000⇒, ORG-NO 08442⇒	
	05/94-10/00	SFZ (ZPJ/Z), UFZ (ZPJ/Z)	123	2963		WP, (AC), MTR-CODE: ZPJ WP, (AC), MTR-CODE: ZPJ4 ALT WP HYDP	5PK1387 5PK1450 5PK847 5PK847 AVX10X700
3.0 V6 24V	05/94-10/00	SKZ (ZPJ4/Z), UKZ (ZPJ4/Z)	147	2963		WP, AC ALT WP HYDP	5PK1450 5PK847 5PK847 AVX10X700
<b>XM Break (Y3)</b>							
2.0	05/89-06/94	R6A	94	1998		ALT, (AC), FOR ALT: 60A ALT, (AC), FOR ALT: 80A ALT, (-AC), FOR ALT: 60A ALT, (-AC), FOR ALT: 80A HYDP	5PK1125 5PK1140 5PK690 5PK710 AVX10X1025
					<b>CT754</b> <b>CT754K1</b> <b>CT754K2</b>	CA CA, ORG-NO 05898⇒ CA, ⇒ORG-NO 05897	
2.0 i	11/91-04/94	RFZ (XU10J2)	89	1998		ALT, AC, FOR ALT: 60A ALT, AC, FOR ALT: 80A, FOR ALT: 90A ALT, FOR ALT: 60A ALT, FOR ALT: 80A, FOR ALT: 90A HYDP	5PK1125 5PK1140 5PK690 5PK710 AVX10X1025
					<b>CT754</b> <b>CT754K1</b> <b>CT754K2</b>	CA CA, 07/1993⇒ CA, ⇒06/1993	
2.0 i (Y3A)	11/91-04/94	RDZ (XU10MZ), XU102C	79	1998		ALT, AC, FOR ALT: 60A ALT, AC, FOR ALT: 80A, FOR ALT: 90A ALT, FOR ALT: 60A ALT, FOR ALT: 80A, FOR ALT: 90A HYDP	5PK1125 5PK1140 5PK690 5PK710 AVX10X1025
					<b>CT754</b> <b>CT754K1</b> <b>CT754K2</b>	CA CA, 07/1993⇒ CA, ⇒06/1993	
2.0 Turbo	09/92-04/94	RGY (XU10J 2TE/Z)	104	1998		ALT, AC ALT, FOR ALT: 60A ALT, FOR ALT: 80A, FOR ALT: 90A HYDP	5PK1155 5PK690 5PK710 AVX10X1025
					<b>CT754</b> <b>CT754K1</b>	CA CA	
2.1 D 12V	11/91-04/94	P9A (XUD11A)	60	2138		ALT, (AC), (MANL) ALT, (AC), (AUTOM) ALT, (-AC), (MANL) ALT, (-AC), (AUTOM) HYDP, ORG-NO 4992⇒ HYDP, ⇒ORG-NO 4991	5PK1165 5PK1190 5PK736 5PK768 AVX10X1090 AVX10X1125
					<b>CT775</b> <b>CT775K1</b>	CA CA	
2.1 TD 12V	11/91-04/94	P8A (XUD11A)	80	2088		ALT, (AC), (MANL)	5PK1165

**CITROËN**



**CITROËN**
**XM Break (Y3)**

		TE), PHZ (XU D11ATE), PJZ (XUD11ATE), P8C (XUD11B TE)				ALT, (AC), (AUTOM) ALT, (-AC), (MANL) ALT, (-AC), (AUTOM) HYDP MTR-CODE: XUD11ATE, (AUTOM), ORG-NO 06779⇒, ⇒ORG-NO 07237 MTR-CODE: XUD11ATE, (MANL), ORG-NO 06779⇒ MTR-CODE: XUD11BTE, (AUTOM) MTR-CODE: XUD11BTE, (MANL), ORG-NO 06779⇒ CA	5PK1190 5PK736 5PK768 AVX10X1090 VD1088 VD1088 VD1088 VD1088
3.0 V6	11/91-04/94	SFZ (ZPJ/Z), UFZ (ZPJ/Z)	123	2963	CT772	WP, (AC), MTR-CODE: ZPJ WP, (AC), MTR-CODE: ZPJ4 ALT HYDP, ⇒ORG-NO 5565, ⇒02/1992 HYDP, ORG-NO 5566⇒, 03/1992⇒	5PK1387 5PK1450 5PK847 AVX10X666 AVX10X700

**XM Break (Y4)**

2.0 i 16V	05/94-10/00	RFV (XU10J4R)	97	1998	CT955 CT955K1	ALT, ⇒05/1995 ALT, 06/1995⇒ ALT, AC, 06/1995⇒ ALT, AC, ⇒05/1995 HYDP, 07/1994⇒ CA CA	6PK1080 6PK1200 6PK1653 6PK1660 AVX10X1025
2.0 Turbo	05/94-10/00	RGX (XU10J 2TE), RGY (XU 10J2TE/Z)	108	1998	CT754 CT754K1	ALT, AC, ⇒05/1995 ALT, FOR ALT: 60A, ⇒05/1995 ALT, FOR ALT: 80A, FOR ALT: 90A, ⇒05/1995 ALT, 06/1995⇒ ALT, AC, 06/1995⇒ HYDP CA CA	5PK1155 5PK690 5PK710 6PK1200 6PK1653 AVX10X1025
2.1 D12	07/94-06/96	P9A (XUD11A)	60	2138	CT775 CT775K1	ALT, (AC), (MANL) ALT, (AC), (AUTOM) ALT, (-AC), (MANL) ALT, (-AC), (AUTOM) HYDP, ORG-NO 4992⇒ HYDP, ⇒ORG-NO 4991 CA CA	5PK1165 5PK1190 5PK736 5PK768 AVX10X1090 AVX10X1125
2.1 TD 12V	05/94-10/00	PHZ (XUD11A TE), PJZ (XU D11ATE), P8C (XUD11BTE)	80	2088	CT772 CT772K1 CT772WP1	ALT, AC ALT, AC ALT, ⇒ORG-NO 6778, ⇒05/1995, OE-NO 91538177, (AUTOM) ALT, ⇒ORG-NO 6778, ⇒05/1995, OE-NO 96056835, (MANL) ALT ALT, ORG-NO 6779⇒, 06/1995⇒ ALT, AC, ORG-NO 6779⇒, 06/1995⇒ HYDP, ORG-NO 4992⇒ ONLY WITH VD1088 MTR-CODE: XUD11ATE, (AUTOM), ORG-NO 06779⇒, ⇒ORG-NO 07237 MTR-CODE: XUD11ATE, (MANL), ORG-NO 06779⇒ MTR-CODE: XUD11BTE, (AUTOM) MTR-CODE: XUD11BTE, (MANL), ORG-NO 06779⇒ CA CA CA	5PK1165 5PK1200 5PK715 5PK736 5PK775 6PK1110 6PK1733 AVX10X1090 MS01 VD1088 VD1088 VD1088 VD1088
2.5 TD	05/94-10/00	THY (DK5ATE)	95	2446	CT891 CT891K1	WP, 06/1996⇒ WP, ⇒05/1996 ALT, OE-NO 5750M3 ALT, OE-NO 5750M0 ALT, AC CA CA	3PK945 4PK945 6PK1190 6PK1200 6PK1863
3.0 V6	04/97-10/00	XFZ (ES9J4)	140	2946	CT1052 CT1052K1	ALT, AC CA CA, 01/2000⇒, ORG-NO 08442⇒	6PK1623
	05/94-10/00	SFZ (ZPJ/Z), UFZ (ZPJ/Z)	123	2963		WP, (-AC) WP, (AC) ALT HYDP	4PK1245 5PK1387 5PK847 AVX10X700





<b>CITROËN</b>							
<b>XM Break (Y4)</b> ↔ 1.4 HDi	01/03-03/05	8HX (DV4TD)	50	1398		ALT, (-AC) ALT, (AC) ONLY WITH VD1094	<b>6PK1345</b> <b>6PK1710</b> <b>MS08</b> <b>VD1094</b>
					<b>CT1063</b> <b>CT1063K1</b> <b>CT1063WP2</b>	CA CA CA, ⇒ORG-NO 10160	
1.4 i	04/97-03/05	KFX (TU3JP), KFW (TU3JP)	55	1360		ALT, (XSARA I), MTR-CODE: TU5JP PS, (AC), (XSARA I), MTR-CODE: TU5JP PS, (-AC), ORG-NO 07833⇒, (XSARA I), MTR-CODE: TU5JP PS, (-AC), ⇒ORG-NO 07832, (XSARA I), MTR-CODE: TU5JP ALT, (-AC), (XSARA II), MTR-CODE: TU ALT, (AC), ORG-NO 09156⇒, (XSARA II), MTR-CODE: TU ALT, (AC), ⇒ORG-NO 09155, (XSARA II), MTR-CODE: TU	<b>4PK860</b> <b>5PK1255</b> <b>5PK830</b>  <b>5PK880</b>  <b>6PK1453</b> <b>6PK1560</b>  <b>6PK1564</b>  <b>VD1100</b>
					<b>CT1067</b> <b>CT1067K1</b> <b>CT1067WP1</b> <b>CT607</b> <b>CT607K1</b> <b>CT607WP1</b>	CA, MTR-NO 3666766⇒ CA, MTR-NO 3666766⇒ CA, MTR-NO 3666766⇒ CA, ⇒MTR-NO 3666765 CA, ⇒MTR-NO 3666765 CA, ⇒MTR-NO 3666765	
1.5 D	04/97-09/00	VJZ (TUD5)	42	1527		ALT ONLY WITH VD1085 ORG-NO 08162⇒	<b>5PK962</b> <b>MS15</b> <b>VD1085</b>
					<b>CT906</b> <b>CT906K1</b> <b>CT906WP1</b>	CA CA CA	
1.6 16V	09/00-03/05	NFU (TU5JP4)	80	1587		ALT, (XSARA I), MTR-CODE: TU5JP PS, (AC), (XSARA I), MTR-CODE: TU5JP PS, (-AC), ORG-NO 07833⇒, (XSARA I), MTR-CODE: TU5JP PS, (-AC), ⇒ORG-NO 07832, (XSARA I), MTR-CODE: TU5JP ALT, (-AC), (XSARA II), MTR-CODE: TU ALT, (AC), ORG-NO 09156⇒, (XSARA II), MTR-CODE: TU ALT, (AC), ⇒ORG-NO 09155, (XSARA II), MTR-CODE: TU	<b>4PK860</b> <b>5PK1255</b> <b>5PK830</b>  <b>5PK880</b>  <b>6PK1453</b> <b>6PK1560</b>  <b>6PK1564</b>  <b>VD1100</b>
					<b>CT1065</b> <b>CT1065K1</b>  <b>CT1065K3</b>  <b>CT1065WP1</b>  <b>CT1065WP2</b>	CA CA, MTR-CODE: TU5JP4, ⇒MTR-NO 1806404 CA, MTR-CODE: TU5JP4, MTR-NO 1806405⇒ MTR-CODE: TU5JP4, CA, ⇒MTR-NO 1806404 MTR-CODE: TU5JP4, CA, MTR-NO 1806405⇒	
1.6 i	04/97-09/00	NFZ (TU5JP)	65	1587		ALT, (XSARA I), MTR-CODE: TU5JP PS, (AC), (XSARA I), MTR-CODE: TU5JP PS, (-AC), ORG-NO 07833⇒, (XSARA I), MTR-CODE: TU5JP PS, (-AC), ⇒ORG-NO 07832, (XSARA I), MTR-CODE: TU5JP ALT, (-AC), (XSARA II), MTR-CODE: TU ALT, (AC), ORG-NO 09156⇒, (XSARA II), MTR-CODE: TU ALT, (AC), ⇒ORG-NO 09155, (XSARA II), MTR-CODE: TU	<b>4PK860</b> <b>5PK1255</b> <b>5PK830</b>  <b>5PK880</b>  <b>6PK1453</b> <b>6PK1560</b>  <b>6PK1564</b>
					<b>CT744</b> <b>CT744K1</b>	CA CA	
1.8 D	04/97-09/00	161A (XUD7), A9A (XUD7)	43	1769		ALT, (PS), (-AC) ALT, (PS), (AC) ALT, (-PS), (-AC) ONLY WITH VD1086	<b>6PK1130</b> <b>6PK1740</b> <b>6PK730</b> <b>MS01</b> <b>VD1086</b>
					<b>CT1061</b> <b>CT1061K2</b>	CA CA	
1.8 i	04/97-09/00	LFX (XU7JB)	66	1761		ALT, FOR ALT: 70A, FOR ALT: 80A ALT, FOR ALT: 90A ALT, AC	<b>6PK1070</b> <b>6PK1080</b> <b>6PK1660</b>
					<b>CT754</b> <b>CT754K1</b> <b>CT754WP1</b>	CA CA CA	

**CITROËN**




CITROËN

## CITROËN

XM Break (Y4)  
↔ 1.8 i 16V

	04/97-09/00	LFY (XU7JP4)	81	1761	CT955 CT955K1 CT955K2	ALT ALT, AC CA CA, ⇒ORG-NO 8469 CA, ORG-NO 8470⇒	6PK1080 6PK1660
1.8 i Aut.	04/97-09/00	LFZ (XU7JP)	74	1761	CT754 CT754K1 CT754WP1	ALT, FOR ALT: 70A, FOR ALT: 80A ALT, FOR ALT: 90A ALT, AC CA CA CA	6PK1070 6PK1080 6PK1660
1.8 TD	10/97-09/00		66	1761	CT1061 CT1061K2 CT1061WP1	ALT, (PS), (-AC) ALT, (PS), (AC) ALT, (-PS), (-AC) CA CA CA	6PK1130 6PK1740 6PK730
1.9 D	07/98-03/05	WJZ (DW8), WJY (DW8B)	51	1868	CT986 CT986K2 CT986WP2	ALT, (-PS), (AC), MTR-CODE: DW8 ALT, (PS), (-AC), ⇒ORG-NO 08374, MTR- CODE: DW8 ALT, (-AC), MTR-CODE: DW8B ALT, (PS), (-AC), ORG-NO 08375⇒, MTR- CODE: DW8 ALT, (AC), ORG-NO 09478⇒, MTR-CODE: DW8B ALT, (AC), ⇒ORG-NO 09477, MTR-CODE: DW8B ALT, (PS), (AC), MTR-CODE: DW8 ALT, (-PS), (-AC), MTR-CODE: DW8 ONLY WITH VD1080 ONLY WITH VD1097, ⇒ORG-NO 08147, MTR-CODE: DW8 ONLY WITH VD1097, ORG-NO 08148⇒, MTR-CODE: DW8 ONLY WITH VD1097, MTR-CODE: DW8B (AC), MTR-CODE: DW8B, ORG-NO 09520⇒ MTR-CODE: DW8 (AC), MTR-CODE: DW8B, ⇒ORG-NO 09519	6PK1045 6PK1390 6PK1440 6PK1440 6PK1680 6PK1740 6PK1750 6PK869 MS02 MS12 MS14 MS14 VD1080 VD1097 VD1097
	04/97-09/00	DJY (XUD9A)	50	1905	CT1061 CT1061K2 CT1061WP1	ALT, (PS), (-AC) ALT, (PS), (AC) ALT, (-PS), (-AC) ONLY WITH VD1086 CA CA ⇒09/1998, CA	6PK1130 6PK1740 6PK730 MS01 VD1086
1.9 SD	01/98-09/00	DHV (XU D9BSD)	55	1905	CT1061 CT1061K2	ALT, (PS), (-AC) ALT, (PS), (AC) ALT, (-PS), (-AC) ONLY WITH VD1086 CA CA	6PK1130 6PK1740 6PK730 MS01 VD1086
1.9 TD	04/97-09/00	DHY (XUD 9TE/Y)	66	1905	CT1061 CT1061K2 CT1061WP1	ALT, (PS), (-AC) ALT, (PS), (AC) ALT, (-PS), (-AC) ONLY WITH VD1086 CA CA CA	6PK1130 6PK1740 6PK730 MS01 VD1086
2.0 16V	07/98-09/00	RFV (XU10J4R)	97	1998	CT955 CT955K1	ALT ALT, AC CA CA	6PK1165 6PK1660
	09/00-03/05	RFN (EW10J4)	100	1997	CT1138 CT1138K1 CT1138WP1	ALT, PS, (-AC) ALT, PS, AC CA CA CA	6PK1200 6PK1725
	04/97-09/00	RFS (XU 10J4RS)	120	1998	CT1092	ALT ALT, AC CA, ORG-NO 08547⇒, 09/2000⇒	6PK1165 6PK1660





<b>CITROËN</b>						
<b>XM Break (Y4)</b>						
					<b>CT1092K2</b> <b>CT955</b> <b>CT955K1</b>	CA, 09/2000⇒, ORG-NO 08547⇒ CA, ⇒ORG-NO 08546, ⇒08/2000 CA, ⇒ORG-NO 08546, ⇒08/2000
2.0 HDi 109	05/01-03/05	RHZ (DW10ATED)	80	1997		ALT, (-AC) ALT, (-AC) ALT, (AC) ALT, (AC) ONLY WITH VD1080 (AC), ALT, OE-NO 5705 4F, 5705 GC, (Valeo), (Mitsubishi), FOR ALT: 150A  <b>VD1080</b>
					<b>CT987</b> <b>CT987K1</b> <b>CT987K2</b> <b>CT987WP1</b> <b>CT987WP2</b>	CA CA, ⇒ORG-NO 08735 CA, ORG-NO 08736⇒ CA, ⇒ORG-NO 08735 CA, ORG-NO 08736⇒
2.0 HDi 90	02/99-03/05	RHY (DW10TD)	66	1997		ALT, (-AC) ALT, (-AC) ALT, (AC), (XSARA II) ALT, (AC), (XSARA II) ALT, (AC), (XSARA I) ALT, (AC), (XSARA I) ONLY WITH VD1080 (AC), ALT, OE-NO 5705 4F, 5705 GC, (Valeo), (Mitsubishi), FOR ALT: 150A  <b>VD1080</b>
					<b>CT987</b> <b>CT987K1</b> <b>CT987K2</b> <b>CT987WP1</b> <b>CT987WP2</b>	CA CA, ⇒ORG-NO 08735 CA, ORG-NO 08736⇒ CA, ⇒ORG-NO 08735 CA, ORG-NO 08736⇒
<b>XSARA Break (N2)</b>						
1.4 HDi	01/03-08/05	8HX (DV4TD)	50	1398		ALT, (-AC) ALT, (AC) ONLY WITH VD1094  <b>VD1094</b>
					<b>CT1063</b> <b>CT1063K1</b> <b>CT1063WP2</b>	CA CA CA, ⇒ORG-NO 10160
1.4 i	10/97-08/05	KFX (TU3JP), KFW (TU3JP)	55	1360		ALT, (XSARA I), MTR-CODE: TU5JP PS, (AC), (XSARA I), MTR-CODE: TU5JP PS, (-AC), ORG-NO 07833⇒, (XSARA I), MTR-CODE: TU5JP PS, (-AC), ⇒ORG-NO 07832, (XSARA I), MTR-CODE: TU5JP ALT, (-AC), (XSARA II), MTR-CODE: TU ALT, (AC), ORG-NO 09156⇒, (XSARA II), MTR-CODE: TU ALT, (AC), ⇒ORG-NO 09155, (XSARA II), MTR-CODE: TU  <b>VD1100</b>
					<b>CT1067</b> <b>CT1067K1</b> <b>CT1067WP1</b> <b>CT607</b> <b>CT607K1</b> <b>CT607WP1</b>	CA, MTR-NO 3666766⇒ CA, MTR-NO 3666766⇒ CA, MTR-NO 3666766⇒ CA, ⇒MTR-NO 3666765 CA, ⇒MTR-NO 3666765 CA, ⇒MTR-NO 3666765
1.5 D	10/97-09/00	VJZ (TUD5)	42	1527		ALT ONLY WITH VD1085 ORG-NO 08162⇒  <b>VD1085</b>
					<b>CT906</b> <b>CT906K1</b> <b>CT906WP1</b>	CA CA CA
1.6 16V	09/00-08/05	NFU (TU5JP4)	80	1587		ALT, (XSARA I), MTR-CODE: TU5JP PS, (AC), (XSARA I), MTR-CODE: TU5JP PS, (-AC), ORG-NO 07833⇒, (XSARA I), MTR-CODE: TU5JP PS, (-AC), ⇒ORG-NO 07832, (XSARA I), MTR-CODE: TU5JP ALT, (-AC), (XSARA II), MTR-CODE: TU ALT, (AC), ORG-NO 09156⇒, (XSARA II), MTR-CODE: TU ALT, (AC), ⇒ORG-NO 09155, (XSARA II), MTR-CODE: TU  <b>VD1100</b>
					<b>CT1065</b> <b>CT1065K1</b>	CA CA, MTR-CODE: TU5JP4, ⇒MTR-NO 1806404

**CITROËN**





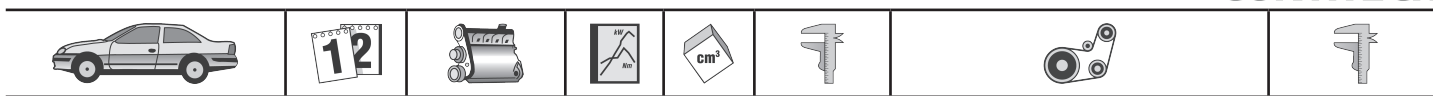

CITROËN

## CITROËN

XSARA Break (N2)

					<b>CT1065K3</b> CA, MTR-CODE: TU5JP4, MTR-NO 1806405⇒ <b>CT1065WP1</b> MTR-CODE: TU5JP4, CA, ⇒MTR-NO 1806404 <b>CT1065WP2</b> MTR-CODE: TU5JP4, CA, MTR-NO 1806405⇒	
1.6 i	10/97-09/00	NFZ (TU5JP)	65	1587	<b>CT744</b> CA <b>CT744K1</b> CA ALT, (XSARA I), MTR-CODE: TU5JP PS, (AC), (XSARA I), MTR-CODE: TU5JP PS, (-AC), ORG-NO 07833⇒, (XSARA I), MTR-CODE: TU5JP PS, (-AC), ⇒ORG-NO 07832, (XSARA I), MTR-CODE: TU5JP ALT, (-AC), (XSARA II), MTR-CODE: TU ALT, (AC), ORG-NO 09156⇒, (XSARA II), MTR-CODE: TU ALT, (AC), ⇒ORG-NO 09155, (XSARA II), MTR-CODE: TU	<b>4PK860</b> <b>5PK1255</b> <b>5PK830</b>  <b>5PK880</b>  <b>6PK1453</b> <b>6PK1560</b>  <b>6PK1564</b>
1.8 D	10/97-09/00	A9A (XUD7)	43	1769	<b>CT1061</b> CA <b>CT1061K2</b> CA ALT, (PS), (-AC) ALT, (PS), (AC) ALT, (-PS), (-AC) ONLY WITH VD1086 MTR-CODE: XUD7	<b>6PK1130</b> <b>6PK1740</b> <b>6PK730</b> <b>MS01</b> <b>VD1086</b>
1.8 i	10/97-09/00	LFX (XU7JB)	66	1761	<b>CT754</b> CA <b>CT754K1</b> CA <b>CT754WP1</b> CA ALT, FOR ALT: 70A, FOR ALT: 80A ALT, FOR ALT: 90A ALT, AC	<b>6PK1070</b> <b>6PK1080</b> <b>6PK1660</b>
1.8 i 16V	10/97-09/00	LFY (XU7JP4)	81	1761	<b>CT955</b> CA <b>CT955K1</b> CA, ⇒ORG-NO 8469 <b>CT955K2</b> CA, ORG-NO 8470⇒	<b>6PK1080</b> <b>6PK1660</b>
1.8 i Aut.	10/97-09/00	LFZ (XU7JP)	74	1761	<b>CT754</b> CA <b>CT754K1</b> CA <b>CT754WP1</b> CA ALT, FOR ALT: 70A, FOR ALT: 80A ALT, FOR ALT: 90A ALT, AC	<b>6PK1070</b> <b>6PK1080</b> <b>6PK1660</b>
1.9 D	07/98-08/05	WJZ (DW8), WJY (DW8B)	51	1868	<b>CT986</b> CA <b>CT986K2</b> CA <b>CT986WP2</b> CA, MTR-CODE: DW8 ALT, (-PS), (AC), MTR-CODE: DW8 ALT, (PS), (-AC), ⇒ORG-NO 08374, MTR-CODE: DW8 ALT, (-AC), MTR-CODE: DW8B ALT, (PS), (-AC), ORG-NO 08375⇒, MTR-CODE: DW8 ALT, (AC), ORG-NO 09478⇒, MTR-CODE: DW8B ALT, (AC), ⇒ORG-NO 09477, MTR-CODE: DW8B ALT, (PS), (AC), MTR-CODE: DW8 ALT, (-PS), (-AC), MTR-CODE: DW8 ONLY WITH VD1080 ONLY WITH VD1097, ⇒ORG-NO 08147, MTR-CODE: DW8 ONLY WITH VD1097, ORG-NO 08148⇒, MTR-CODE: DW8 ONLY WITH VD1097, MTR-CODE: DW8B (AC), MTR-CODE: DW8B, ORG-NO 09520⇒ MTR-CODE: DW8 (AC), MTR-CODE: DW8B, ⇒ORG-NO 09519	<b>6PK1045</b> <b>6PK1390</b>  <b>6PK1440</b> <b>6PK1440</b>  <b>6PK1680</b>  <b>6PK1740</b>  <b>6PK1750</b> <b>6PK869</b> <b>MS02</b> <b>MS12</b>  <b>MS14</b>  <b>MS14</b> <b>VD1080</b>  <b>VD1097</b> <b>VD1097</b>
	10/97-09/00	DJY (XUD9A)	50	1905	<b>CT1061</b> CA <b>CT1061K2</b> CA <b>CT1061WP1</b> ⇒09/1998, CA ALT, (PS), (-AC) ALT, (PS), (AC) ALT, (-PS), (-AC) ONLY WITH VD1086 MTR-CODE: XUD9A	<b>6PK1130</b> <b>6PK1740</b> <b>6PK730</b> <b>MS01</b> <b>VD1086</b>
	01/98-09/00	DHV (XU)	55		ALT, (PS), (-AC)	<b>6PK1130</b>





# CITROËN

XSARA Break (N2)					
					ALT, (PS), (AC) ALT, (-PS), (-AC) ONLY WITH VD1086  <b>6PK1740</b> <b>6PK730</b> <b>MS01</b> <b>VD1086</b>
				<b>CT1061</b> <b>CT1061K2</b> CA CA	
1.9 TD	10/97-09/00	DHY (XUD9TE/Y)	66	1905	ALT, (PS), (-AC) ALT, (PS), (AC) ALT, (-PS), (-AC) ONLY WITH VD1086 MTR-CODE: XUD9TE  <b>6PK1130</b> <b>6PK1740</b> <b>6PK730</b> <b>MS01</b> <b>VD1086</b>
				<b>CT1061</b> <b>CT1061K2</b> <b>CT1061WP1</b> CA CA CA	
2.0 16V	07/98-09/00	RFV (XU10J4R)	97	1998	ALT ALT, AC  <b>6PK1165</b> <b>6PK1660</b>
				<b>CT955</b> <b>CT955K1</b> CA CA	
	09/00-08/05	RFN (EW10J4)	100	1997	ALT, PS, (-AC) ALT, PS, AC  <b>6PK1200</b> <b>6PK1725</b>
				<b>CT1138</b> <b>CT1138K1</b> <b>CT1138WP1</b> CA CA CA	
2.0 HDi 109	05/01-08/05	RHZ (DW10ATED)	80	1997	ALT, (-AC) ALT, (-AC) ALT, (AC) ALT, (AC) ONLY WITH VD1080 ALT, OE-NO 5705 4F, 5705 GC, (Valeo), (Mitsubishi), FOR ALT: 150A, (AC), ⇨ORG-NO 09520, ALT, OE-NO 5705 AA, 5705 ER, (Valeo), FOR ALT: 150A  <b>6PK1468</b> <b>6PK1468D1</b> <b>6PK1740</b> <b>6PK1740D1</b> <b>MS02</b> <b>AP9038</b>  <b>VD1080</b>
				<b>CT987</b> <b>CT987K1</b> <b>CT987K2</b> <b>CT987WP1</b> <b>CT987WP2</b> CA CA, ⇨ORG-NO 08735 CA, ORG-NO 08736⇨ CA, ⇨ORG-NO 08735 CA, ORG-NO 08736⇨	
2.0 HDI 90	02/99-08/05	RHY (DW10TD)	66	1997	ALT, (-AC) ALT, (-AC) ALT, (AC), (XSARA II) ALT, (AC), (XSARA II) ALT, (AC), (XSARA I) ALT, (AC), (XSARA I) ONLY WITH VD1080 (AC), ALT, OE-NO 5705 4F, 5705 GC, (Valeo), (Mitsubishi), FOR ALT: 150A  <b>6PK1468</b> <b>6PK1468D1</b> <b>6PK1740</b> <b>6PK1740D1</b> <b>6PK1750</b> <b>6PK1750D2</b> <b>MS01</b> <b>AP9038</b>  <b>VD1080</b>
				<b>CT987</b> <b>CT987K1</b> <b>CT987K2</b> <b>CT987WP1</b> <b>CT987WP2</b> CA CA, ⇨ORG-NO 08735 CA, ORG-NO 08736⇨ CA, ⇨ORG-NO 08735 CA, ORG-NO 08736⇨	
XSARA Coupe (N0)					
1.4 HDi	01/03-03/05	8HX (DV4TD)	50	1398	ALT, (-AC) ALT, (AC) ONLY WITH VD1094  <b>6PK1345</b> <b>6PK1710</b> <b>MS08</b> <b>VD1094</b>
				<b>CT1063</b> <b>CT1063K1</b> <b>CT1063WP2</b> CA CA CA, ⇨ORG-NO 10160	
1.4 i	03/98-03/05	KFX (TU3JP), KFW (TU3JP)	55	1360	ALT, (XSARA I), MTR-CODE: TU5JP PS, (AC), (XSARA I), MTR-CODE: TU5JP PS, (-AC), ORG-NO 07833⇨, (XSARA I), MTR-CODE: TU5JP PS, (-AC), ⇨ORG-NO 07832, (XSARA I), MTR-CODE: TU5JP ALT, (-AC), (XSARA II), MTR-CODE: TU ALT, (AC), ORG-NO 09156⇨, (XSARA II), MTR-CODE: TU ALT, (AC), ⇨ORG-NO 09155, (XSARA II), MTR-CODE: TU  <b>4PK860</b> <b>5PK1255</b> <b>5PK830</b>  <b>5PK880</b>  <b>6PK1453</b> <b>6PK1560</b>  <b>6PK1564</b>  <b>VD1100</b>
				<b>CT1067</b> <b>CT1067K1</b> <b>CT1067WP1</b> <b>CT607</b> <b>CT607K1</b> CA, MTR-NO 3666766⇨ CA, MTR-NO 3666766⇨ CA, MTR-NO 3666766⇨ CA, ⇨MTR-NO 3666765 CA, ⇨MTR-NO 3666765	

**CITROËN**



**CITROËN**

XSARA Coupe (N0)

↔	1.6 16V	09/00-03/05	NFU (TU5JP4)	80	1587	<b>CT607WP1</b>	CA, ⇒MTR-NO 3666765	
							ALT, (XSARA I), MTR-CODE: TU5JP PS, (AC), (XSARA I), MTR-CODE: TU5JP PS, (-AC), ORG-NO 07833⇒, (XSARA I), MTR-CODE: TU5JP PS, (-AC), ⇒ORG-NO 07832, (XSARA I), MTR-CODE: TU5JP ALT, (-AC), (XSARA II), MTR-CODE: TU ALT, (AC), ORG-NO 09156⇒, (XSARA II), MTR-CODE: TU ALT, (AC), ⇒ORG-NO 09155, (XSARA II), MTR-CODE: TU	<b>4PK860</b> <b>5PK1255</b> <b>5PK830</b>  <b>5PK880</b>  <b>6PK1453</b> <b>6PK1560</b>  <b>6PK1564</b>  <b>VD1100</b>
						<b>CT1065</b>	CA	
						<b>CT1065K1</b>	CA, MTR-CODE: TU5JP4, ⇒MTR-NO 1806404	
						<b>CT1065K3</b>	CA, MTR-CODE: TU5JP4, MTR-NO 1806405⇒	
						<b>CT1065WP1</b>	MTR-CODE: TU5JP4, CA, ⇒MTR-NO 1806404	
					<b>CT1065WP2</b>	MTR-CODE: TU5JP4, CA, MTR-NO 1806405⇒		
	1.6 i	02/98-09/00	NFZ (TU5JP)	65	1587		ALT PS, (AC) PS, (-AC)	<b>4PK860</b> <b>5PK1255</b> <b>5PK880</b>
						<b>CT744</b>	CA	
						<b>CT744K1</b>	CA	
	1.8 i	02/98-09/00	LFZ (XU7JP)	74	1761		ALT, (-AC), FOR ALT: 70A, FOR ALT: 80A ALT, (-AC), FOR ALT: 90A ALT, (AC)	<b>6PK1065</b> <b>6PK1075</b> <b>6PK1660</b>
						<b>CT754</b>	CA	
						<b>CT754K1</b>	CA	
						<b>CT754WP1</b>	CA	
			LFX (XU7JB)	66			ALT, FOR ALT: 70A, FOR ALT: 80A ALT, FOR ALT: 90A ALT, AC	<b>6PK1070</b> <b>6PK1080</b> <b>6PK1660</b>
						<b>CT754</b>	CA	
						<b>CT754K1</b>	CA	
						<b>CT754WP1</b>	CA	
	1.8 i 16V	02/98-09/00	LFY (XU7JP4)	81	1761		ALT ALT, AC CA	<b>6PK1080</b> <b>6PK1660</b>
						<b>CT955</b>	CA	
						<b>CT955K1</b>	CA, ⇒ORG-NO 8469	
						<b>CT955K2</b>	CA, ORG-NO 8470⇒	
	1.9 D	02/99-03/05	WJZ (DW8), WJY (DW8B)	51	1868		ALT, (-PS), (AC), MTR-CODE: DW8 ALT, (PS), (-AC), ⇒ORG-NO 08374, MTR- CODE: DW8 ALT, (-AC), MTR-CODE: DW8B ALT, (PS), (-AC), ORG-NO 08375⇒, MTR- CODE: DW8 ALT, (AC), ORG-NO 09478⇒, MTR-CODE: DW8B ALT, (AC), ⇒ORG-NO 09477, MTR-CODE: DW8B ALT, (PS), (AC), MTR-CODE: DW8 ALT, (-PS), (-AC), MTR-CODE: DW8 ONLY WITH VD1080 ONLY WITH VD1097, ⇒ORG-NO 08147, MTR-CODE: DW8 ONLY WITH VD1097, ORG-NO 08148⇒, MTR-CODE: DW8 ONLY WITH VD1097, MTR-CODE: DW8B (AC), MTR-CODE: DW8B, ORG-NO 09520⇒ MTR-CODE: DW8 (AC), MTR-CODE: DW8B, ⇒ORG-NO 09519	<b>6PK1045</b> <b>6PK1390</b>  <b>6PK1440</b> <b>6PK1440</b>  <b>6PK1680</b>  <b>6PK1740</b>  <b>6PK1750</b> <b>6PK869</b> <b>MS02</b> <b>MS12</b>  <b>MS14</b>  <b>MS14</b> <b>VD1080</b>  <b>VD1097</b> <b>VD1097</b>
						<b>CT986</b>	CA	
						<b>CT986K2</b>	CA	
						<b>CT986WP2</b>	CA, MTR-CODE: DW8	
		02/98-09/00	DJY (XUD9A)	50	1905		ALT, (PS), (-AC) ALT, (PS), (AC) ALT, (-PS), (-AC) ONLY WITH VD1086	<b>6PK1130</b> <b>6PK1740</b> <b>6PK730</b> <b>MS01</b> <b>VD1086</b>
						<b>CT1061</b>	CA	
						<b>CT1061K2</b>	CA	
						<b>CT1061WP1</b>	CA	





<b>CITROËN</b>								
<b>XSARA Coupe (N0)</b> ↔ 1.9 TD	02/98-09/00	DHY (XUD 9TE/Y)	66	1905		ALT, (PS), (-AC) ALT, (PS), (AC) ALT, (-PS), (-AC) ONLY WITH VD1086	6PK1130 6PK1740 6PK730 MS01 VD1086	
					CT1061 CT1061K2 CT1061WP1	CA CA CA		
	2.0 16V	09/00-03/05	RFN (EW10J4)	100	1997		ALT, PS, (-AC) ALT, PS, AC CA CA CA	6PK1200 6PK1725
						CT1138 CT1138K1 CT1138WP1	CA CA CA	
	2.0 HDi 109	05/01-03/05	RHZ (DW10ATED)	80	1997		ALT, (-AC) ALT, (-AC) ALT, (AC) ALT, (AC) ONLY WITH VD1080 ALT, OE-NO 5705 4F, 5705 GC, (Valeo), (Mitsubishi), FOR ALT: 150A, (AC), ⇒ORG-NO 09520, ALT, OE-NO 5705 AA, 5705 ER, (Valeo), FOR ALT: 150A	6PK1468 6PK1468D1 6PK1740 6PK1740D1 MS02 AP9038  VD1080
						CT987 CT987K1 CT987K2 CT987WP1 CT987WP2	CA CA, ⇒ORG-NO 08735 CA, ORG-NO 08736⇒ CA, ⇒ORG-NO 08735 CA, ORG-NO 08736⇒	
	2.0 HDI 90	02/99-03/05	RHY (DW10TD)	66	1997		ALT, (-AC) ALT, (-AC) ALT, (AC), (XSARA II), OE-NO 5750GK ALT, (AC), (XSARA II) ALT, (AC), (XSARA I), OE-NO 5750Z7 ALT, (AC), (XSARA I) ONLY WITH VD1080 ALT, OE-NO 5705 4F, 5705 GC, (Valeo), (Mitsubishi), FOR ALT: 150A, (AC), ⇒ORG-NO 09520, ALT, OE-NO 5705 AA, 5705 ER, (Valeo), FOR ALT: 150A	6PK1468 6PK1468D1 6PK1740 6PK1740D1 6PK1750 6PK1750D2 MS01 AP9038  VD1080
					CT987 CT987K1 CT987K2 CT987WP1 CT987WP2	CA CA, ⇒ORG-NO 08735 CA, ORG-NO 08736⇒ CA, ⇒ORG-NO 08735 CA, ORG-NO 08736⇒		
2.0 i 16V	02/98-03/05	RFS (XU 10J4RS)	120	1998		ALT ALT, AC CA, ORG-NO 08547⇒, 09/2000⇒ CA, 09/2000⇒, ORG-NO 08547⇒ CA, ⇒ORG-NO 08546, ⇒08/2000 CA, ⇒ORG-NO 08546, ⇒08/2000	6PK1165 6PK1660	
					CT1092 CT1092K2 CT955 CT955K1			
<b>XSARA PICASSO (N68)</b> 1.6	12/99-	NFZ (TU5JP)	65	1587		ALT, (-AC), MTR-CODE: TU5JP, TU5JP4 ALT, (AC), ORG-NO 09163⇒, ⇒ORG-NO 10555, MTR-CODE: TU5JP ALT, (AC), ⇒ORG-NO 09162, MTR-CODE: TU5JP ALT, (AC), ORG-NO 10556⇒, MTR-CODE: TU5JP ALT, (AC), MTR-CODE: TU5JP4 (MANL) CA CA	6PK1453 6PK1560 6PK1564 6PK1564 6PK1564 VD1100	
					CT744 CT744K1			
		NFV (TU5JP)	70			ALT, (-AC), MTR-CODE: TU5JP, TU5JP4 ALT, (AC), ORG-NO 09163⇒, ⇒ORG-NO 10555, MTR-CODE: TU5JP ALT, (AC), ⇒ORG-NO 09162, MTR-CODE: TU5JP ALT, (AC), ORG-NO 10556⇒, MTR-CODE: TU5JP ALT, (AC), MTR-CODE: TU5JP4 (MANL) CA CA	6PK1453 6PK1560 6PK1564 6PK1564 6PK1564 VD1100	
						CT744 CT744K1		
1.6 16V	09/05-	NFU (TU5JP4)	80	1587		ALT, (-AC), MTR-CODE: TU5JP, TU5JP4 ALT, (AC), ORG-NO 09163⇒, ⇒ORG-NO 10555, MTR-CODE: TU5JP ALT, (AC), ⇒ORG-NO 09162, MTR-CODE:	6PK1453 6PK1560 6PK1564	





**CITROËN**

XSARA PICASSO (N68)

						TU5JP ALT, (AC), ORG-NO 10556⇒, MTR-CODE: 6PK1564 TU5JP ALT, (AC), MTR-CODE: TU5JP4 6PK1564 (MANL) VD1100 CA, MTR-CODE: TU5JP4 CA, MTR-CODE: TU5JP4 MTR-CODE: TU5JP4, CA CA, MTR-CODE: TU5JP CA, MTR-CODE: TU5JP
1.6 HDi	05/04-	9HY (DV6TED4)	80	1560	CT1065 CT1065K3 CT1065WP2 CT744 CT744K1	ALT, (-AC) ALT, (AC) ONLY WITH VD1094 ALT, (Valeo), FOR ALT: 150A, OE-NO 5702H4, 5705AS, 5705EY, ALT-No: TG15C020, TG15C028, TG15C053 ALT, (Valeo), FOR ALT: 150A, OE-NO 5705 AS, 5705 NH, 5705 EY, ALT-No: TG15C118 ALT, (Bosch), ALT-No: 0124525035, FOR ALT: 150A, OE-NO 5705AS, 5705EY ALT, (Bosch), FOR ALT: 150A, ALT-No: 0 124 525 035, OE-NO 5705AS, 5705EY ⇒ORG-NO 10569 ORG-NO 10570⇒
					CT1092 CT1092K1 CT1092WP1	6PK1345 6PK1710 MS08 AP9013 AP9019 AP9023 AP9042 VD1094 VD1096
	09/05-		66		CT1092 CT1092K1 CT1092WP1	ALT, (-AC), MTR-CODE: DV6TED4 6PK1345 ALT, (AC), MTR-CODE: DV6TED4 6PK1710 ONLY WITH VD1096 MS08 ALT, (Valeo), FOR ALT: 150A, OE-NO AP9013 5702H4, 5705AS, 5705EY, ALT-No: TG15C020, TG15C028, TG15C053 ALT, (Valeo), FOR ALT: 150A, OE-NO 5705 AS, 5705 NH, 5705 EY, ALT-No: TG15C118 ALT, (Bosch), ALT-No: 0124525035, FOR AP9023 ALT: 150A, OE-NO 5705AS, 5705EY ALT, (Bosch), FOR ALT: 150A, ALT-No: 0 AP9042 124 525 035, OE-NO 5705AS, 5705EY VD1096
1.8 16V	02/00-	6FZ (EW7J4)	85	1749	CT1138 CT1138K1 CT1138WP1 CT955 CT955K1 CT955K2	ALT, PS 6PK1200 ALT, PS, AC 6PK1725 CA, MTR-CODE: 6FZ (EW7 J4) CA, MTR-CODE: 6FZ CA, MTR-CODE: 6FZ CA, MTR-CODE: LFY (XU7 JP4) CA, MTR-CODE: LFY, ⇒ORG-NO 8469 CA, MTR-CODE: LFY, ORG-NO 8470⇒
2.0 16V	01/03-	RFN (EW10J4)	100	1997	CT1138 CT1138K1 CT1138WP1	ALT, PS, (-AC) 6PK1200 ALT, PS, AC 6PK1725 CA CA CA
2.0 HDi	12/99-	RHY (DW10TD)	66	1997	CT987 CT987K1 CT987K2	ALT, (-AC) 6PK1468 ALT, (-AC), (MANL) 6PK1468D1 ALT, (AC) 6PK1740 ALT, (AC), (MANL) 6PK1740D1 ONLY WITH VD1080 MS01 ALT, (Valeo), FOR ALT: 150A, OE-NO 5705 AP9019 AS, 5705 NH, 5705 EY, ALT-No: TG15C118 ALT, (Bosch), FOR ALT: 150A, OE-NO 5705 AS, 5705 NH, 5705 EY, ALT-No: 0 124 525 AP9023 035 (-AC), ⇒ORG-NO 09519, ALT, OE-NO AP9038 5705 4F, 5705 GC, (Valeo), (Mitsubishi), FOR ALT: 150A (AC), ORG-NO 08365FV⇒, ⇒ORG-NO AP9038 09680FV, ALT, OE-NO 5705 4F, 5705GC, (Valeo), (Mitsubishi), FOR ALT: 150A ALT, (Bosch), FOR ALT: 150A, ALT-No: 0 AP9042 124 525 035, OE-NO 5705AS, 5705EY VD1080





<b>CITROËN</b>							
<b>XSARA PICASSO (N68)</b>							
					<b>CT987WP1</b>	CA, ⇒ORG-NO 8735	
					<b>CT987WP2</b>	CA, ORG-NO 8736⇒	
<b>ZX (N2)</b>							
1,1	03/91-08/93	H1B, H1A	40	1124		AC, (-PS), ⇒ORG-NO 5713 ALT, (PS), (AC), ⇒ORG-NO 05653 ALT, (-PS), (AC), ORG-NO 05654⇒ PS, (AC) AC, (-PS), ORG-NO 5714⇒ PS, (-AC) ALT, (-AC)	<b>4PK815</b> <b>4PK860</b> <b>4PK860</b> <b>5PK1250</b> <b>5PK813</b> <b>5PK884</b> <b>AVX10X710</b>
					<b>CT718</b> <b>CT718K1</b>	CA, MTR-CODE: TU1, TU1M CA, MTR-CODE: TU1, TU1M	
1.1	03/91-06/97	HDZ (TU1M)	44	1124		AC, (-PS), ⇒ORG-NO 5713 ALT, (PS), (AC), ⇒ORG-NO 05653 ALT, (-PS), (AC), ORG-NO 05654⇒ PS, (AC) AC, (-PS), ORG-NO 5714⇒ PS, (-AC) ALT, (-AC)	<b>4PK815</b> <b>4PK860</b> <b>4PK860</b> <b>5PK1250</b> <b>5PK813</b> <b>5PK884</b> <b>AVX10X710</b>
					<b>CT718</b> <b>CT718K1</b> <b>CT718WP1</b>	CA CA CA	
1.4	03/91-06/97	KDZ (TU3M/Z)	55	1360		AC, (-PS), ⇒ORG-NO 5713 ALT, (PS), (AC), ⇒ORG-NO 05653 ALT, (-PS), (AC), ORG-NO 05654⇒ PS, (AC) AC, (-PS), ORG-NO 5714⇒ PS, (-AC) ALT, (-AC)	<b>4PK810</b> <b>4PK860</b> <b>4PK860</b> <b>5PK1250</b> <b>5PK813</b> <b>5PK884</b> <b>AVX10X710</b>
					<b>CT607</b> <b>CT607K1</b> <b>CT607WP1</b>	CA, MTR-CODE: TU3M, TU3MC, TU3-2, TU3JP CA, MTR-CODE: TU3M, TU3MC, TU3-2, TU3JP CA, MTR-CODE: TU3M, TU3MC, TU3-2, TU3JP	
1.4 i	03/91-06/97	KDZ (TU3M/Z), KDX (TU3M/Z), KFX (TU3JP)	55	1360		AC, (-PS), ⇒ORG-NO 5713 ALT, (PS), (AC), ⇒ORG-NO 05653 ALT, (-PS), (AC), ORG-NO 05654⇒ PS, (AC) AC, (-PS), ORG-NO 5714⇒ PS, (-AC) ALT, (-AC)	<b>4PK810</b> <b>4PK860</b> <b>4PK860</b> <b>5PK1250</b> <b>5PK813</b> <b>5PK884</b> <b>AVX10X710</b>
					<b>CT607</b> <b>CT607K1</b> <b>CT607WP1</b>	CA, MTR-CODE: TU3M, TU3MC, TU3-2, TU3JP CA, MTR-CODE: TU3M, TU3MC, TU3-2, TU3JP CA, MTR-CODE: TU3M, TU3MC, TU3-2, TU3JP	
1.6 i	03/91-06/97	BDY (XU5M), BFZ (XU5JP)	65	1580		ALT, (-PS), (AC), ⇒06/1994 AC ALT, (PS), (AC), ⇒06/1994 ALT, (PS), (-AC), FOR ALT: 70,8A ALT, (PS), (-AC), FOR ALT: 90A ALT, (-PS), (AC), 07/1994⇒ ALT, (PS), (AC), 07/1994⇒ ALT, (-PS), (-AC), 07/1994⇒	<b>4PK698</b> <b>4PK841</b> <b>4PK954</b> <b>6PK1070</b> <b>6PK1080</b> <b>6PK1095</b> <b>6PK1660</b> <b>6PK698</b>
					<b>CT525</b> <b>CT525K1</b> <b>CT754</b> <b>CT754K1</b> <b>CT754WP1</b>	CA, ⇒ORG-NO 5545 CA, ⇒01/1992 CA, ORG-NO 5546⇒ CA, 01/1992⇒ CA, ORG-NO 5546⇒, 02/1992⇒	
1.8 D	06/93-06/97	161A (XUD7)	44	1769		ALT, PS, (-AC), 03/1996⇒, ORG-NO 07056⇒ ALT, PS, (-AC), ⇒ORG-NO 07055, ⇒02/1996 ALT, AC, (-PS) ALT, PS, AC, ⇒12/1994, ⇒ORG-NO 06628 ALT, PS, AC, 01/1995⇒, ORG-NO 06629⇒ ALT, (-PS), (-AC) VACP ONLY WITH VD1086	<b>6PK1125</b>  <b>6PK1145</b>  <b>6PK1165</b> <b>6PK1698</b> <b>6PK1740</b> <b>6PK730</b> <b>AVX10X650</b> <b>MS01</b> <b>VD1086</b>
					<b>CT1061</b> <b>CT1061K1</b> <b>CT1061K2</b> <b>CT1061WP1</b> <b>CT1061WP2</b>	CA CA, ⇒12/1993, ⇒ORG-NO 06264 CA, 03/1994⇒, ORG-NO 06265⇒ CA, ORG-NO 06265⇒, ⇒ORG-NO 07389 CA, ⇒ORG-NO 06170	
1.8 i	07/92-06/97	LFZ (XU7JP)	74	1761		ALT, PS, (VALEO), FOR ALT: 70A, FOR	<b>6PK1070</b>

**CITROËN**

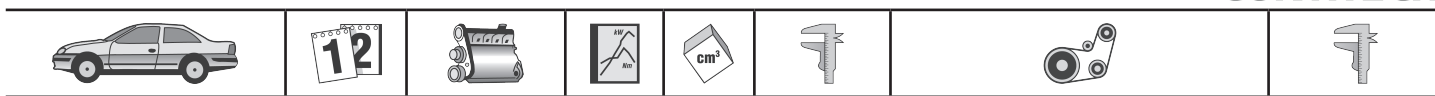



**CITROËN**

ZX (N2)

					ALT: 80A ALT, PS, (MITSU), FOR ALT: 90A ALT, AC ALT, PS, AC ALT HYDP CA CA CA CA CA CA	6PK1080 6PK1095 6PK1660 6PK698 AVX10X1025	
1.8 i 16V	01/96-06/97	LFY (XU7JP4)	81	1761	CT754 CT754K1 CT754WP1 CT955 CT955K1	CA CA CA CA CA	
1.9 D	03/91-06/97	DJZ (XUD9Y)	47	1905		ALT, PS, (-AC), ⇒02/1993, ⇒ORG-NO 05956 03/1996⇒, ORG-NO 07056⇒ ALT, PS, (-AC), ORG-NO 05957⇒, 03/1993⇒, ⇒ORG-NO 07055, ⇒02/1996 ALT, AC, (-PS) ALT, PS, AC, ⇒12/1994, ⇒ORG-NO 06628 ALT, PS, AC, 01/1995⇒, ORG-NO 06629⇒ ALT, (-PS), (-AC) VACP ONLY WITH VD1086 CA CA, ⇒12/1993, ⇒ORG-NO 06264 CA, 03/1994⇒, ORG-NO 06265⇒ CA, ORG-NO 06265⇒, ⇒ORG-NO 07389 CA, ⇒ORG-NO 06170	6PK1125 6PK1125 6PK1145 6PK1165 6PK1698 6PK1740 6PK730 AVX10X650 MS01 VD1086
	07/93-06/97	D9B (XUD9A/U), DJY (XUD9A)	50			ALT, PS, (-AC), 03/1996⇒, ORG-NO 07056⇒ ALT, PS, (-AC), ⇒ORG-NO 07055, ⇒02/1996 ALT, AC, (-PS) ALT, PS, AC, ⇒12/1994, ⇒ORG-NO 06628 ALT, PS, AC, 01/1995⇒, ORG-NO 06629⇒ ALT, (-PS), (-AC) VACP ONLY WITH VD1086 CA CA CA, MTR-CODE: XUD9A, ORG-NO 06171⇒, ⇒ORG-NO 07389	6PK1125 6PK1145 6PK1165 6PK1698 6PK1740 6PK730 AVX10X650 MS01 VD1086
1.9 DT	07/94-10/97		65	1905		ONLY WITH VD1086 CA CA CA CA	MS01 VD1086
	06/92-06/94		68			ONLY WITH VD1086 CA CA CA	MS01 VD1086
1.9 i	03/91-06/97	DKZ (XU9JA)	88	1905		ALT, (-PS) AC ALT, (PS) CA, ⇒ORG-NO 5545 CA, ⇒ORG-NO 5545 CA, ORG-NO 5546⇒ CA, ORG-NO 5546⇒ CA, ORG-NO 5546⇒, 02/1992⇒	4PK698 4PK841 4PK954
1.9 TD	07/92-06/97	DHY (XUD 9TE/Y)	66	1905		ALT, PS, (-AC), ⇒02/1993, ⇒ORG-NO 05956 03/1996⇒, ORG-NO 07056⇒ ALT, PS, (-AC), ORG-NO 05957⇒, 03/1993⇒, ⇒ORG-NO 07055, ⇒02/1996 ALT, AC, (-PS) ALT, PS, AC, ⇒12/1994, ⇒ORG-NO 06628 ALT, PS, AC, 01/1995⇒, ORG-NO 06629⇒ ALT, (-PS), (-AC) VACP ONLY WITH VD1086 CA CA, ⇒12/1993, ⇒ORG-NO 06264 CA, 03/1994⇒, ORG-NO 06265⇒ CA, 03/1994⇒, ORG-NO 06265⇒, ⇒ORG-NO 07389	6PK1125 6PK1125 6PK1145 6PK1165 6PK1698 6PK1740 6PK730 AVX10X650 MS01 VD1086





## CITROËN

### ZX (N2)

2.0 i	07/92-06/97	RFX (XU10J2C)	89	1998	CT1061WP2	CA, ⇨ORG-NO 06170	6PK1060 6PK1080
					CT754 CT754K1	ALT, (VALEO) ALT, (MITSU) CA CA	
2.0 i 16V	07/92-10/94	RFY (XU10J4/Z), RFT (XU10J4/Z)	112	1998		ALT, PS, (-AC), FOR ALT: 70A, FOR ALT: 80A ALT, PS, (-AC), FOR ALT: 90A ALT, AC, (-PS) ALT, PS, AC ALT	6PK1060 6PK1075 6PK1095 6PK1660 6PK698
					CT864 CT864K1	CA CA	
	06/94-06/97	RFT (XU10J4/Z)	110			ALT, (VALEO) ALT, (MITSU) ALT, AC	6PK1060 6PK1080 6PK1660
					CT864 CT864K1	CA CA	
	05/96-06/97	RFS (XU 10J4RS)	120			ALT ALT, AC	6PK1165 6PK1605
					CT955 CT955K1	CA CA	

### ZX Break (N2)

1.4 i	10/93-10/97	KDX (TU3M/Z), KDY (TU3M), KFX (TU3JP)	55	1360		AC, (-PS), ⇨ORG-NO 5713 ALT, (PS), (AC), ⇨ORG-NO 05653 ALT, (-PS), (AC), ORG-NO 05654⇨ PS, (AC) AC, (-PS), ORG-NO 5714⇨ PS, (-AC) ALT, (-AC)	4PK815 4PK860 4PK860 5PK1250 5PK813 5PK884 AVX10X710
					CT607 CT607K1 CT607WP1	CA, MTR-CODE: TU3M, TU3MC, TU3-2, TU3JP CA, MTR-CODE: TU3M, TU3MC, TU3-2, TU3JP CA, MTR-CODE: TU3M, TU3MC, TU3-2, TU3JP	
1.6 i	10/93-10/97	BDY (XU5M), BFZ (XU5JP)	65	1580		ALT AC ALT, PS CA, ⇨ORG-NO 5545 CA, ORG-NO 5546⇨ CA, ORG-NO 5546⇨ CA, ORG-NO 5546⇨	4PK698 4PK841 4PK962
					CT525 CT754 CT754K1 CT754WP1		
1.8 D	10/93-10/97	161A (XUD7)	44	1769		ALT, PS, (-AC), 03/1996⇨, ORG-NO 07056⇨ ALT, PS, (-AC), ⇨ORG-NO 07055, ⇨02/1996 ALT, AC, (-PS) ALT, PS, AC, ⇨12/1994, ⇨ORG-NO 06628 ALT, PS, AC, 01/1995⇨, ORG-NO 06629⇨ ALT, (-PS), (-AC) VACP ONLY WITH VD1086	6PK1125 6PK1145 6PK1165 6PK1698 6PK1740 6PK730 AVX10X650 MS01 VD1086
					CT1061 CT1061K1 CT1061K2 CT1061WP1 CT1061WP2	CA CA, ⇨12/1993, ⇨ORG-NO 06264 CA, 03/1994⇨, ORG-NO 06265⇨ CA, ORG-NO 06265⇨, ⇨ORG-NO 07389 CA, ⇨12/1993, ⇨ORG-NO 06170	
1.8 i	10/93-10/97	LFZ (XU7JP)	74	1761		ALT, PS, (VALEO), FOR ALT: 70A, FOR ALT: 80A ALT, PS, (MITSU), FOR ALT: 90A ALT, AC ALT, PS, AC ALT HYDP	6PK1070 6PK1080 6PK1095 6PK1660 6PK698 AVX10X1025
					CT754 CT754K1 CT754WP1	CA CA CA	
1.8 i 16V	01/96-02/98	LFY (XU7JP4)	81	1761		CA CA	
					CT955 CT955K1		
1.9 D	10/93-10/97	DJZ (XUD9Y)	47	1905		ALT, PS, (-AC), 03/1996⇨, ORG-NO 07056⇨ ALT, PS, (-AC), ⇨ORG-NO 07055, ⇨02/1996 ALT, AC, (-PS) ALT, PS, AC, ⇨12/1994, ⇨ORG-NO 06628 ALT, PS, AC, 01/1995⇨, ORG-NO 06629⇨	6PK1125 6PK1145 6PK1165 6PK1698 6PK1740







CITROEN (DF-PSA)

## CITROËN

ZX Break (N2)

						ALT, (-PS), (-AC) VACP ONLY WITH VD1086	6PK730 AVX10X650 MS01 VD1086
					CT1061 CT1061K1 CT1061K2 CT1061WP1 CT1061WP2	CA CA, ⇒12/1993, ⇒ORG-NO 06264 CA, 03/1994⇒, ORG-NO 06265⇒ CA, 03/1994⇒, ORG-NO 06265⇒, ⇒ORG-NO 07389 CA, ⇒ORG-NO 06170	
	06/94-10/97	D9B (XUD9A/U)	50			ALT, PS, (-AC), 03/1996⇒, ORG-NO 07056⇒ ALT, PS, (-AC), ⇒ORG-NO 07055, ⇒02/1996 ALT, AC, (-PS) ALT, PS, AC, ⇒12/1994, ⇒ORG-NO 06628 ALT, PS, AC, 01/1995⇒, ORG-NO 06629⇒ ALT, (-PS), (-AC) VACP ONLY WITH VD1086	6PK1125 6PK1145 6PK1165 6PK1698 6PK1740 6PK730 AVX10X650 MS01 VD1086
1.9 TD	10/93-10/97	DHY (XUD9TE/Y)	66	1905		ALT, PS, (-AC), 03/1996⇒, ORG-NO 07056⇒ ALT, PS, (-AC), ⇒ORG-NO 07055, ⇒02/1996 ALT, AC, (-PS) ALT, PS, AC, ⇒12/1994, ⇒ORG-NO 06628 ALT, PS, AC, 01/1995⇒, ORG-NO 06629⇒ ALT, (-PS), (-AC) VACP ONLY WITH VD1086	6PK1125 6PK1145 6PK1165 6PK1698 6PK1740 6PK730 AVX10X650 MS01 VD1086
					CT1061 CT1061K1 CT1061K2 CT1061WP1 CT1061WP2	CA CA CA, MTR-CODE: XUD9A, ORG-NO 06171⇒, ⇒ORG-NO 07389 CA CA, ⇒12/1993, ⇒ORG-NO 06264 CA, 03/1994⇒, ORG-NO 06265⇒ CA, MTR-CODE: XUD9TE, ORG-NO 06265⇒, ⇒ORG-NO 07389 CA, ⇒ORG-NO 06170	

## CITROEN (DF-PSA)

<b>C2 (T11)</b>							
1.4	10/06-	TU3AF	56	1361		ALT CA	6PK1564
1.6	10/06-	TU5JP4	78	1587	CT744	ALT CA	6PK1564
<b>C5</b>							
2.0	01/09-	EW10A	103	1997		ALT, (-AC) ALT, (AC), ⇒08/2009 ALT, (AC), 08/2009⇒ CA	6PK1190 6PK1705 6PK1710
<b>C-QUATRE - SHI JIA</b>							
1.6	10/08-	N6A	78	1587		ALT, FOR ALT: 80A, FOR ALT: 90A, (AC) ALT, FOR ALT: 120A, (AC) ALT, (-AC) CA	6PK1050 6PK1070 6PK730
2.0	10/08-	RFN, EW10A	108	1997	CT1065	ALT CA CA	6PK1000
<b>C-QUATRE - SHI JIA Stufenheck</b>							
1.6	06/09-	N6A	78	1587		ALT CA	6PK1698
2.0	06/09-	RFN, EW10A	108	1997	CT1110 CT1110K1	ALT CA CA	6PK1000
<b>C-TRIOMPHE</b>							
2.0 Exclusive Limousine	05/06-	EW10A	103	1997		ALT, (AC) CA	6PK1725
<b>ELYSEE (7B)</b>							
1.6	06/02-04/08	TU5JPK	65	1587		ALT AC CA	4PK855 5PK1250
		TU5JP4	78		CT744	ALT AC	4PK855 5PK1219





## CITROEN (DF-PSA)

<b>ELYSEE (7B)</b>										PS	6PK1065
					CT1065					CA	
<b>ELYSEE (R31)</b>										ALT	4PK850
1.6	04/08-	TU5JP4	78	1587	CT1065					CA	
<b>XSARA PICASSO Großraumlimousine (N68)</b>										ALT, (-AC)	6PK1453
1.6 Chrono	09/01-03/07	TU5JPL4	65	1587	CT1065					ALT, (AC)	6PK1564
										CA	
2.0	04/02-03/07	RFM	85	1997	CT1138					ALT, (AC)	6PK1725
										CA	
	03/04-03/07	EW10J4	99		CT1138					ALT, (-AC)	6PK1205
										ALT, (AC)	6PK1725
										CA	
<b>XSARA Stufenheck</b>										ALT, (AC)	6PK1725
2.0	05/03-12/05	EW10J4	97	1997	CT1138					CA	

## DACIA

<b>1210</b>										ALT	AVX10X1225
1.2	06/83-12/94		36	1185							
<b>1300</b>										ALT, FAN	AVX10X1225
1.3	12/72-05/83	810-02/-99	40	1289							
<b>1300 Kombi</b>										ALT	AVX10X1225
1.3	12/72-05/83	810-02/-99	40	1289							
<b>1310 Kombi</b>										ALT	AVX10X1225
1.3	05/83-07/04	810-02/-99	40	1289							
1.4	01/95-07/04		46	1397						ALT	AVX10X1225
<b>1310 Stufenheck (U, X)</b>										ALT	AVX10X1225
1.3	05/83-07/04	810-02/-99	40	1289							
1.4	09/85-12/94		48	1397						ALT	AVX10X1225
1.4 Classic	01/95-07/04		46	1397						ALT, ⇨11/2005	AVX10X1225
1.9 D	01/03-07/04	F8Q630	48	1870						ALT, (AC)	6PK1185
										ALT, (PS), (-AC)	6PK1400
					CT949					ALT, (-PS), (-AC)	6PK894
					CT949K1					CA	
					CT949K2					CA	
<b>1410 Kombi</b>										ALT	AVX10X1175
1.4	09/85-12/98		48	1397							
	06/94-12/98									ALT	AVX10X1175
<b>1410 Stufenheck</b>										ALT	AVX10X1175
1.4	09/85-12/98		48	1397							
<b>DUSTER</b>										ALT	6PK1205
1.5 dCi	04/10-	K9K796	63	1461						ALT, (Melco), FOR ALT: 110A, OE-NO 82 00 667 608, FOR ALT: 125A, OE-NO 82 00 537 415, 23 10 038 31R	AP9025
					CT1035					ALT, (Valeo), FOR ALT: 110A, ALT-No: TG11C034, TG11C064, FOR ALT: 125A, ALT-No: SG12B089, SG12B105, TG12C094	AP9025
					CT1035K2					CA	
					CT1035WP3					CA	
	06/10-	K9K896	79							ALT, (Valeo), FOR ALT: 125A, OE-NO 23 10 038 31R, ALT-No: TG12C094	AP9025
	10/10-	K9K892	66							ALT, (Valeo), FOR ALT: 110A, OE-NO 82 00 667 608, ALT-No: TG11C064, FOR ALT: 125A, OE-NO 23 10 038 31R, ALT-No: TG12C094	AP9025
1.5 dCi 4x4	06/10-	K9K898	79	1461						ALT, (Valeo), FOR ALT: 125A, OE-NO 23 10 038 31R, ALT-No: TG12C094	AP9025
	10/10-	K9K894	66							ALT, (Valeo), FOR ALT: 125A, OE-NO 23 10 038 31R, ALT-No: TG12C094	AP9025
		K9K898	81							ALT, (Valeo), FOR ALT: 125A, OE-NO 23 10 038 31R, ALT-No: TG12C094, MTR-CODE: K9K 898	AP9025
1.6 16V	04/10-	K4M690, K4M696	77	1598						ALT, (-AC)	6PK1130
					CT1126					ALT, (AC)	6PK1815
					CT1126K1					CA	
					CT1126WP1					CA	
<b>LOGGY</b>										ALT, (-AC)	5PK1110
1.6	03/12-	K7MA8	61	1598						ALT, (AC)	6PK1205
<b>LOGAN (LS_)</b>										ALT, (-PS)	4PK715
1.4 (LSOA, LSOC, LSOE, LSOG)	09/04-	K7J710	55	1390						AC, (-PS)	4PK916 ELAST

DACIA



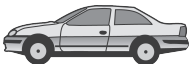







**DACIA**

LOGAN (LS\_)



						AC, (-PS) ALT, (PS), (-AC) ALT, (PS), (AC) ALT, (Bosch), FOR ALT: 98A, OE-NO 77 01 473 636, 77 01 477 694, 77 00 429 217 CA CA, 09/2004⇒ CA	4PK916 ELAST T1 5PK1110 5PK1750 AP9025
1.4 MPI LPG (LS0C)	02/06-	K7J710, K7J714	55	1390	CT988 CT988K2 CT988WP2	ALT, (-PS) AC, (-PS) AC, (-PS)  ALT, (PS), (-AC) ALT, (PS), (AC), ⇒09/2009 ALT, (PS), (AC), 09/2009⇒ ALT, (Bosch), FOR ALT: 98A, OE-NO 77 01 473 636, 77 01 477 694, 77 00 429 217 CA, ⇒11/2009 CA, 09/2004⇒, ⇒11/2009 CA, ⇒11/2009	4PK715 4PK916 ELAST 4PK916 ELAST T1 5PK1110 5PK1750 6PK1820 AP9025
1.5 dCi (LS04)	05/10-	K9K892	65	1461		ALT, (Valeo), FOR ALT: 110A, OE-NO 82 00 667 608, ALT-No: TG11C064, FOR ALT: 125A, OE-NO 23 10 038 31R, ALT-No: TG12C094	AP9025
			55			ALT, (Valeo), FOR ALT: 110A, OE-NO 82 00 667 608, ALT-No: TG11C064, FOR ALT: 125A, OE-NO 23 10 038 31R, ALT-No: TG12C094	AP9025
1.5 dCi (LS0J, LS0Y)	09/05-	K9K790	48	1461	CT1035 CT1035K2 CT1035WP3	ALT, (-AC) ALT, (AC) ALT, FOR ALT: 110A, OE-NO 82 00 667 608, FOR ALT: 125A, OE-NO 82 00 537 415 ALT, (Valeo), FOR ALT: 110A, ALT-No: TG11C034, TG11C064, FOR ALT: 125A, ALT-No: SG12B089, SG12B105 CA, MTR-CODE: K9K 790 CA, MTR-CODE: K9K 790 CA, MTR-CODE: K9K 790	5PK1135 6PK1200 AP9025  AP9025
1.5 dCi (LS0K)	01/06-	K9K792	50	1461	CT1035 CT1035K2 CT1035WP3	ALT, (-AC) ALT, (AC) ALT, FOR ALT: 110A, OE-NO 82 00 667 608, FOR ALT: 125A, OE-NO 82 00 537 415 ALT, (Valeo), FOR ALT: 110A, ALT-No: TG11C034, TG11C064, FOR ALT: 125A, ALT-No: SG12B089, SG12B105 CA CA CA	5PK1135 6PK1200 AP9025  AP9025
1.5 dCi (LS0W)	09/07-	K9K796	63	1461	CT1035 CT1035K2 CT1035WP3	ALT, (-AC) ALT, (AC) ALT, FOR ALT: 110A, OE-NO 82 00 667 608, FOR ALT: 125A, OE-NO 82 00 537 415, 23 10 038 31R ALT, (Valeo), FOR ALT: 110A, ALT-No: TG11C034, TG11C064, FOR ALT: 125A, ALT-No: SG12B089, SG12B105, TG12C094 CA CA CA	5PK1135 6PK1200 AP9025  AP9025
1.6 (LSOB, LSOD, LSOF, LSOH)	09/04-	K7M710	64	1598	CT988 CT988K2 CT988WP2	ALT, (-PS) AC, (-PS) AC, (-PS)  ALT, (PS), (-AC) ALT, (PS), (AC) ALT, (Bosch), FOR ALT: 98A, OE-NO 77 01 473 636, 77 01 477 694, 77 00 429 217 CA CA, 09/2004⇒ CA	4PK715 4PK916 ELAST 4PK916 ELAST T1 5PK1110 5PK1750 AP9025
1.6 16V (LS0M)	02/06-	K4M690, K4M696	77	1598	CT1126 CT1126K1 CT1126WP1	ALT, (-AC) ALT, (AC) CA, MTR-CODE: K4M690 CA CA	6PK1200 6PK1815



							
<b>DACIA</b>							
<b>LOGAN (LS_)</b>							
↩ 1.6 Bifuel	05/10-	K7M718	62	1598		ALT, (-PS), (-AC) AC AC	4PK715 4PK916 ELAST 4PK916 ELAST T1
						ALT, (PS), (-AC) ALT, (PS), (AC)	5PK1110 6PK1820
1.6 MPI 85	05/10-	K7M800	62	1598		AC AC	4PK916 ELAST 4PK916 ELAST T1
						ALT, (PS)	5PK1110
<b>LOGAN EXPRESS (FS_)</b>							
1.4	03/09-	K7J710	55	1390		ALT, (-PS) AC, (-PS) AC, (-PS)	4PK715 4PK916 ELAST 4PK916 ELAST T1
						ALT, (PS), (-AC) ALT, (PS), (AC) ALT, (Bosch), FOR ALT: 98A, OE-NO 77 01 473 636, 77 01 477 694, 77 00 429 217 CA CA, 09/2004⇨	5PK1110 5PK1750 AP9025
					<b>CT988</b> <b>CT988K2</b> <b>CT988WP2</b>		
1.5 dCi	05/10-	K9K892	55	1461		ALT, (Valeo), FOR ALT: 110A, OE-NO 82 00 667 608, ALT-No: TG11C064, FOR ALT: 125A, OE-NO 23 10 038 31R, ALT-No: TG12C094	AP9025
			65			ALT, (Valeo), FOR ALT: 110A, OE-NO 82 00 667 608, ALT-No: TG11C064, FOR ALT: 125A, OE-NO 23 10 038 31R, ALT-No: TG12C094	AP9025
1.5 dCi (FS0K)	03/09-	K9K792	50	1461		ALT, (-AC) ALT, (AC) ALT, FOR ALT: 110A, OE-NO 82 00 667 608, FOR ALT: 125A, OE-NO 82 00 537 415 ALT, (Valeo), FOR ALT: 110A, ALT-No: TG11C034, TG11C064, FOR ALT: 125A, ALT-No: SG12B089, SG12B105 CA CA CA	5PK1135 6PK1200 AP9025  AP9025
					<b>CT1035</b> <b>CT1035K2</b> <b>CT1035WP3</b>		
1.5 dCi (FS0W)	03/09-	K9K796	63	1461		ALT, (-AC) ALT, (AC) ALT, FOR ALT: 110A, OE-NO 82 00 667 608, FOR ALT: 125A, OE-NO 82 00 537 415, 23 10 038 31R ALT, (Valeo), FOR ALT: 110A, ALT-No: TG11C034, TG11C064, FOR ALT: 125A, ALT-No: SG12B089, SG12B105, TG12C094 CA CA CA	5PK1135 6PK1200 AP9025  AP9025
					<b>CT1035</b> <b>CT1035K2</b> <b>CT1035WP3</b>		
1.6	03/09-	K7M710	64	1598		ALT, (-PS) AC, (-PS) AC, (-PS)	4PK715 4PK916 ELAST 4PK916 ELAST T1
						ALT, (PS), (-AC) ALT, (PS), (AC) ALT, (Bosch), FOR ALT: 98A, OE-NO 77 01 473 636, 77 01 477 694, 77 00 429 217 CA CA, 09/2004⇨	5PK1110 5PK1750 AP9025
					<b>CT988</b> <b>CT988K2</b> <b>CT988WP2</b>		
1.6 Bifuel	05/10-	K7M800	62	1598		ALT, (-PS), (-AC) AC AC	4PK715 4PK916 ELAST 4PK916 ELAST T1
						ALT, (PS), (-AC) ALT, (PS), (AC)	5PK1110 6PK1820
1.6 MPI 85	05/10-	K7M800	62	1598		AC AC	4PK916 ELAST 4PK916 ELAST T1
						ALT, (PS)	5PK1110
<b>LOGAN MCV (KS_)</b>							
1.4	02/07-	K7J710	55	1390		ALT, (-PS) AC, (-PS) AC, (-PS)	4PK715 4PK916 ELAST 4PK916 ELAST T1





DACIA

**DACIA**

LOGAN MCV (KS\_)

						ALT, (PS), (-AC) ALT, (PS), (AC) ALT, (Bosch), FOR ALT: 98A, OE-NO 77 01 473 636, 77 01 477 694, 77 00 429 217 CA CA, 09/2004⇒ CA	5PK1110 5PK1750 AP9025
1.5 dCi (KS04)	05/10-	K9K892	55	1461	CT988 CT988K2 CT988WP2	ALT, (Valeo), FOR ALT: 110A, OE-NO 82 00 667 608, ALT-No: TG11C064, FOR ALT: 125A, OE-NO 23 10 038 31R, ALT-No: TG12C094	AP9025
			65			ALT, (Valeo), FOR ALT: 110A, OE-NO 82 00 667 608, ALT-No: TG11C064, FOR ALT: 125A, OE-NO 23 10 038 31R, ALT-No: TG12C094	AP9025
1.5 dCi (KS0K)	02/07-	K9K792	50	1461	CT1035 CT1035K2 CT1035WP3	ALT, (-AC) ALT, (AC) ALT, FOR ALT: 110A, OE-NO 82 00 667 608, FOR ALT: 125A, OE-NO 82 00 537 415 ALT, (Valeo), FOR ALT: 110A, ALT-No: TG11C034, TG11C064, FOR ALT: 125A, ALT-No: SG12B089, SG12B105 CA CA CA	5PK1135 6PK1200 AP9025  AP9025
1.5 dCi (KS0W)	09/07-	K9K796	63	1461	CT1035 CT1035K2 CT1035WP3	ALT, (-AC) ALT, (AC) ALT, FOR ALT: 110A, OE-NO 82 00 667 608, FOR ALT: 125A, OE-NO 82 00 537 415, 23 10 038 31R ALT, (Valeo), FOR ALT: 110A, ALT-No: TG11C034, TG11C064, FOR ALT: 125A, ALT-No: SG12B089, SG12B105, TG12C094 CA CA CA	5PK1135 6PK1200 AP9025  AP9025
1.6	02/07-	K7M710	64	1598	CT988 CT988K2 CT988WP2	ALT, (-PS) AC, (-PS) AC, (-PS)  ALT, (PS), (-AC) ALT, (PS), (AC) ALT, (Bosch), FOR ALT: 98A, OE-NO 77 01 473 636, 77 01 477 694, 77 00 429 217 CA CA, 09/2004⇒ CA	4PK715 4PK916 ELAST 4PK916 ELAST T1 5PK1110 5PK1750 AP9025
1.6 16V	02/07-	K4M690, K4M696	77	1598	CT1126 CT1126K1 CT1126WP1	ALT, (-PS) ALT, (PS) CA CA CA CA	6PK1200 6PK1815
1.6 Bifuel	11/08-	K7M710	64	1598	CT988 CT988K2	ALT, (-PS), (-AC) AC AC  ALT, (PS), (-AC) ALT, (PS), (AC) CA, ⇒11/2009 CA, ⇒11/2009	4PK715 4PK916 ELAST 4PK916 ELAST T1 5PK1110 6PK1820
1.6 MPI 85	05/10-	K7M800	62	1598		AC AC  ALT, (PS)	4PK916 ELAST 4PK916 ELAST T1 5PK1110
<b>LOGAN Pick-up (US_)</b>							
1.4	01/09-	K7J710	55	1390	CT988 CT988K2 CT988WP2	ALT, (-PS) AC, (-PS) AC, (-PS)  ALT, (PS), (-AC) ALT, (PS), (AC) ALT, (Bosch), FOR ALT: 98A, OE-NO 77 01 473 636, 77 01 477 694, 77 00 429 217 CA CA, 09/2004⇒ CA	4PK715 4PK916 ELAST 4PK916 ELAST T1 5PK1110 5PK1750 AP9025
1.5 dCi	05/10-	K9K892	55	1461		ALT, (Valeo), FOR ALT: 110A, OE-NO 82 00	AP9025





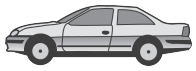
## DACIA

### LOGAN Pick-up (US\_)

						667 608, ALT-No: TG11C064, FOR ALT: 125A, OE-NO 23 10 038 31R, ALT-No: TG12C094	
			65			ALT, (Valeo), FOR ALT: 110A, OE-NO 82 00 667 608, ALT-No: TG11C064, FOR ALT: 125A, OE-NO 23 10 038 31R, ALT-No: TG12C094	<b>AP9025</b>
1.5 dCi (US0K)	03/08-	K9K792	50	1461		ALT, (-AC) ALT, (AC) ALT, FOR ALT: 110A, OE-NO 82 00 667 608, FOR ALT: 125A, OE-NO 82 00 537 415 ALT, (Valeo), FOR ALT: 110A, ALT-No: TG11C034, TG11C064, FOR ALT: 125A, ALT-No: SG12B089, SG12B105	<b>5PK1135</b> <b>6PK1200</b> <b>AP9025</b>  <b>AP9025</b>
					<b>CT1035</b> <b>CT1035K2</b> <b>CT1035WP3</b>	CA CA CA	
1.5 dCi (US0W)	03/08-	K9K796	63	1461		ALT, (-AC) ALT, (AC) ALT, FOR ALT: 110A, OE-NO 82 00 667 608, FOR ALT: 125A, OE-NO 82 00 537 415, 23 10 038 31R ALT, (Valeo), FOR ALT: 110A, ALT-No: TG11C034, TG11C064, FOR ALT: 125A, ALT-No: SG12B089, SG12B105, TG12C094	<b>5PK1135</b> <b>6PK1200</b> <b>AP9025</b>  <b>AP9025</b>
					<b>CT1035</b> <b>CT1035K2</b> <b>CT1035WP3</b>	CA CA CA	
1.6	03/08-	K7M710	64	1598		ALT, (-PS) AC, (-PS) AC, (-PS)  ALT, (PS), (-AC) ALT, (PS), (AC) ALT, (Bosch), FOR ALT: 98A, OE-NO 77 01 473 636, 77 01 477 694, 77 00 429 217	<b>4PK715</b> <b>4PK916 ELAST</b> <b>4PK916 ELAST</b> <b>T1</b> <b>5PK1110</b> <b>5PK1750</b> <b>AP9025</b>
					<b>CT988</b> <b>CT988K2</b> <b>CT988WP2</b>	CA CA, 09/2004⇒ CA	
1.6 Bifuel	05/10-	K7M800	62	1598		ALT, (-PS), (-AC) AC AC  ALT, (PS), (-AC) ALT, (PS), (AC)	<b>4PK715</b> <b>4PK916 ELAST</b> <b>4PK916 ELAST</b> <b>T1</b> <b>5PK1110</b> <b>6PK1820</b>
1.6 MPI 85	05/10-	K7M800	62	1598		AC AC  ALT, (PS)	<b>4PK916 ELAST</b> <b>4PK916 ELAST</b> <b>T1</b> <b>5PK1110</b>

### SANDERO

1.2 16V	11/08-	D4F732	55	1149		ALT, NO COLD COUNTRIES ALT, COLD COUNTRIES AC, (PS) PS AC, (-PS)	<b>3PK735</b> <b>3PK750</b> <b>4PK1538</b> <b>4PK905</b> <b>4PK925</b>
					<b>CT1045</b> <b>CT1045K1</b>	CA CA	
1.4	06/08-	K7J710	55	1390		ALT, (-PS) AC, (-PS) AC, (-PS)  ALT, (PS), (-AC) ALT, (PS), (AC), ⇒09/2009 ALT, (PS), (AC), 09/2009⇒ ALT, (Bosch), FOR ALT: 98A, OE-NO 77 01 473 636, 77 01 477 694, 77 00 429 217	<b>4PK715</b> <b>4PK916 ELAST</b> <b>4PK916 ELAST</b> <b>T1</b> <b>5PK1110</b> <b>5PK1750</b> <b>6PK1820</b> <b>AP9025</b>
					<b>CT988</b> <b>CT988K2</b> <b>CT988WP2</b>	CA, ⇒11/2009 CA, ⇒11/2009 CA, ⇒11/2009	
1.4 MPI LPG	01/09-	K7J714	53	1390		ALT, (-PS) AC, (-PS) AC, (-PS)  ALT, (PS), (-AC) ALT, (PS), (AC), ⇒09/2009 ALT, (PS), (AC), 09/2009⇒	<b>4PK715</b> <b>4PK916 ELAST</b> <b>4PK916 ELAST</b> <b>T1</b> <b>5PK1110</b> <b>5PK1750</b> <b>6PK1820</b>
					<b>CT988</b>	CA, ⇒11/2009	



DAEWOO

**DACIA**

**SANDERO**

					<b>CT988K2</b> <b>CT988WP2</b>	CA, ⇒11/2009 CA, ⇒11/2009	
1.5 dCi	11/08-	K9K792	50	1461		ALT, (-AC) ALT, (AC) ALT, FOR ALT: 110A, OE-NO 82 00 667 608, FOR ALT: 125A, OE-NO 82 00 537 415 ALT, (Valeo), FOR ALT: 110A, ALT-No: TG11C034, TG11C064, FOR ALT: 125A, ALT-No: SG12B089, SG12B105	<b>5PK1135</b> <b>6PK1200</b> <b>AP9025</b>  <b>AP9025</b>
		K9K796	63		<b>CT1035</b> <b>CT1035K2</b> <b>CT1035WP3</b>	CA CA CA	
						ALT, (-AC) ALT, (AC) ALT, FOR ALT: 110A, OE-NO 82 00 667 608, FOR ALT: 125A, OE-NO 82 00 537 415, 23 10 038 31R ALT, (Valeo), FOR ALT: 110A, ALT-No: TG11C034, TG11C064, FOR ALT: 125A, ALT-No: SG12B089, SG12B105, TG12C094	<b>5PK1135</b> <b>6PK1200</b> <b>AP9025</b>  <b>AP9025</b>
	05/10-	K9K892	55			ALT, (Valeo), FOR ALT: 110A, OE-NO 82 00 667 608, ALT-No: TG11C064, FOR ALT: 125A, OE-NO 23 10 038 31R, ALT-No: TG12C094	<b>AP9025</b>
			65			ALT, (Valeo), FOR ALT: 110A, OE-NO 82 00 667 608, ALT-No: TG11C064, FOR ALT: 125A, OE-NO 23 10 038 31R, ALT-No: TG12C094	<b>AP9025</b>
1.6	06/08-	K7M710	64	1598		ALT, (-PS) AC, (-PS) AC, (-PS)  ALT, (PS), (-AC) ALT, (PS), (AC), ⇒09/2009 ALT, (PS), (AC), 09/2009⇒ ALT, (Bosch), FOR ALT: 98A, OE-NO 77 01 473 636, 77 01 477 694, 77 00 429 217	<b>4PK715</b> <b>4PK916 ELAST</b> <b>4PK916 ELAST</b> <b>T1</b> <b>5PK1110</b> <b>5PK1750</b> <b>6PK1820</b> <b>AP9025</b>
					<b>CT988</b> <b>CT988K2</b> <b>CT988WP2</b>	CA, ⇒11/2009 CA, ⇒11/2009 CA, ⇒11/2009	
1.6 MPI 85	05/10-	K7M800	62	1598		AC AC  ALT, (PS)	<b>4PK916 ELAST</b> <b>4PK916 ELAST</b> <b>T1</b> <b>5PK1110</b>

**SOLENZA**

1.4	02/03-	K7J710	55	1390		ALT, (-AC) ALT, (AC), ONLY WITH 82 00 603 359, ONLY WITH 82 00 104 754	<b>5PK1110</b> <b>5PK1750</b>
					<b>CT988</b> <b>CT988K2</b> <b>CT988WP1</b>	CA CA, 02/2003⇒ CA	

**DAEWOO**

<b>CIELO</b>							
1.5	06/94-07/98	V15L	66	1498		ALT AC	<b>5PK1005</b> <b>AVX13X825</b>
					<b>CT887</b> <b>CT887K1</b>	CA CA	
<b>ESPERO (KLEJ)</b>							
1.5	10/97-09/99	G15MF	55	1498	<b>CT874</b> <b>CT874K1</b>	CA CA	
1.5 16V	10/93-09/94	A15MF	65	1498		ALT, PS ALT AC	<b>5PK1010</b> <b>5PK875</b> <b>AVX13X825</b>
					<b>CT887</b> <b>CT887K1</b> <b>CT887WP1</b>	CA CA CA	
	02/95-06/99		66			ALT, PS ALT AC	<b>5PK1010</b> <b>5PK875</b> <b>AVX13X825</b>
					<b>CT887</b> <b>CT887K1</b> <b>CT887WP1</b>	CA CA CA	





## DAEWOO

### ESPERO (KLEJ)

↔ 1.8	02/95-09/99	C18LE	66	1796		ALT AC CA CA	5PK1260 AVX13X875
					CT959 CT959K1		
	02/95-06/99		70			ALT AC CA CA	5PK1260 AVX13X875
					CT959 CT959K1		
2.0	10/91-09/93	C20LZ	74	1998		CA CA	
					CT959 CT959K1		
	10/93-09/94	C20LE	81			CA CA	
					CT959 CT959K1		
	02/95-06/99		77			ALT AC CA CA	5PK1260 AVX13X875
					CT959 CT959K1		

### EVANDA (KLAL)

2.0	08/02-	X20SED, L88	96	1998		ALT, PS, AC CA CA	6PK1885
					CT870 CT870K1		

### KALOS (KLAS)

1.2	04/03-	B12S1	53	1150		ALT, (-PS), ⇨ 12/2004 AC, ⇨ 12/2004 ALT, (PS), ⇨ 12/2004 CA, ⇨ 12/2004 CA, ⇨ 12/2004	4PK665 4PK665 4PK950
						CT1008 CT1008K2	
1.4	09/02-	F14S3	61	1399		ALT, PS, AC CA CA CA	6PK1873
					CT874 CT874K1 CT874WP5		
1.4 16V	04/03-	F14D3	69	1399		ALT, PS, AC CA CA CA, MTR-CODE: L14, ⇨ 12/2004	6PK1873
					CT887 CT887K1 CT887WP2		
1.5	11/02-12/04	F15S	62	1498		ALT, (AC), (PS) ALT, (AC), (-PS) CA, MTR-CODE: A15SM CA, MTR-CODE: A15SM	6PK1873 6PK884
						CT874 CT874K1	

### KALOS Stufenheck (KLAS)

1.4	05/03-12/04	F14D3	69	1399		ALT CA CA	6PK1873
					CT887 CT887K1		

### KORANDO (KJ)

2.3 TDiC 4x4	03/00-		74	2299		ALT, (-AC) ALT, (AC)	6PK2040 6PK2120
3.2 4x4	01/99-	M104.995	156	3199		ALT	6PK2245

### LACETTI Schrägheck (KLAN)

1.4	02/04-	F14D3	70	1399		ALT, PS, AC CA CA	6PK1873
						CT887 CT887K1	
1.6	02/04-	F16D3	80	1598		ALT, PS, AC CA CA	6PK1873
					CT887 CT887K1		
1.8	02/04-	T18SED	90	1799		ALT, PS, (-AC) ALT, PS, AC CA CA	6PK1725 6PK1885
						CT870 CT870K1	

### LANOS (KLAT)

1.4	05/97-	A14SMS	55	1349		ALT, PS ALT AC CA CA CA, MTR-CODE: C13L	5PK1015 5PK875 AVX13X850
						CT874 CT874K1 CT874WP5	
					1.5	05/97-	A15SMS
					CT874 CT874K1 CT874WP5		
1.6 16V	05/97-	A16DMS	78	1598		ALT, PS ALT AC CA CA CA, MTR-CODE: 616L	5PK1015 5PK875 AVX13X850
					CT887 CT887K1 CT887WP1		

### LANOS Stufenheck (KLAT)

1.4	05/97-	A14SMS	55	1349		ALT, PS	5PK1015
-----	--------	--------	----	------	--	---------	---------







## DAEWOO

### LANOS Stufenheck (KLAT)

						ALT AC CA CA CA, MTR-CODE: C13L	5PK875 AVX13X850
1.5	05/97-	A15SMS	63	1498	CT874 CT874K1 CT874WP5	ALT ALT, PS AC CA CA CA, MTR-CODE: Y15L	5PK875 5PK975 AVX13X850
1.6 16V	05/97-	A16DMS	78	1598	CT887 CT887K1	ALT, PS ALT AC CA CA	5PK1015 5PK875 AVX13X850

### LEGANZA (KLAV)

2.0 16V	07/00-04/04	T20SED	93	1998	CT870 CT870K1	ALT, CH-NO 185284⇒ ALT, ⇒CH-NO 185283 CA CA	6PK1893 6PK1905
	06/97-12/02	X20SED	98		CT870 CT870K1 CT870WP2	ALT, CH-NO 185284⇒ ALT, ⇒CH-NO 185283 CA CA CA	6PK1893 6PK1905

### MATIZ (KLYA)

0.8	09/98-	F8CV	38	796	CT910 CT910K1	PS, (-AC) PS, (AC) ALT CA CA	4PK648 4PK915 AVX10X666
1.0	01/03-	B10S	47	995	CT1008 CT1008K2	ALT, ⇒12/2004 AC, (-PS), ⇒12/2004 PS, (-AC), ⇒12/2004 PS, (AC), ⇒12/2004 CA, ⇒12/2004 CA, ⇒12/2004	4PK665 4PK665 4PK715 4PK954

### MATIZ Kasten (KLA4)

0.8	08/98-	F8CV	38	796	CT910 CT910K1	PS, (-AC) PS, (AC) ALT CA CA	4PK648 4PK915 AVX10X666
-----	--------	------	----	-----	------------------	--	-------------------------------

### MUSSO (FJ)

3.2 4x4	01/99-	M104.992	162	3199		ALT	6PK2245
---------	--------	----------	-----	------	--	-----	---------

### NEXIA (KLETN)

1.5	02/95-08/97	G15MF	52	1498	CT874 CT874K1 CT874WP2	ALT ALT, PS ALT CA CA CA CA	5PK875 5PK975 AVX10X913
			55		CT874 CT874K1 CT874WP2	ALT ALT, PS ALT CA CA CA CA	5PK875 5PK975 AVX10X913
	08/96-08/97		44		CT874 CT874K1 CT874WP2	ALT ALT, PS ALT CA CA CA CA	5PK875 5PK975 AVX10X913
1.5 16V	02/95-08/97	A15MF	66	1498	CT887 CT887K1 CT887WP1	ALT AC CA CA CA	5PK1015 AVX13X825

### NEXIA Stufenheck

1.6	07/08-	F16D3	80	1598	CT887 CT887K1	ALT CA CA	6PK1870
-----	--------	-------	----	------	------------------	-----------------	---------

### NEXIA Stufenheck (KLETN)

1.5	02/95-08/97	G15MF	52	1498		ALT ALT, PS ALT	5PK875 5PK975 AVX10X913
-----	-------------	-------	----	------	--	-----------------------	-------------------------------




**DAEWOO**
**DAEWOO**
**NEXIA Stufenheck (KLETN)**

			55		CT874	CA	
					CT874K1	CA	
					CT874WP2	CA	
						ALT	
						ALT, PS	5PK875
						ALT	5PK975
						ALT	AVX10X913
					CT874	CA	
					CT874K1	CA	
					CT874WP2	CA	
	08/96-08/97		44			ALT	
						ALT, PS	5PK875
						ALT	5PK975
						ALT	AVX10X913
					CT874	CA	
					CT874K1	CA	
					CT874WP2	CA	
1.5 16V	02/95-08/97	A15MF	66	1498		ALT	
						AC	5PK1015
						CA	AVX13X825
					CT887	CA	
					CT887K1	CA	
					CT887WP1	CA	

**NUBIRA (KLAJ)**

1.6 16V	05/97-	A16DMS	78	1598		ALT	6PK1880
					CT887	CA	
					CT887K1	CA	
					CT887WP2	CA, MTR-CODE: 616L	
2.0 16V	05/97-	X20SED, Z20L	98	1998		ALT	6PK1725
						ALT, AC	6PK1900
					CT870	CA	
					CT870K1	CA	
					CT870WP2	CA	

**NUBIRA Stufenheck (KLAJ)**

1.5 SE	06/99-07/03	A15DMS	81	1498		ALT	6PK1873
					CT887	CA	
					CT887K1	CA	
1.6 16V	05/97-	A16DMS	78	1598		ALT	6PK1880
					CT887	CA	
					CT887K1	CA	
					CT887WP2	CA, MTR-CODE: 616L	
2.0 16V	12/00-	T20SED	93	1998		ALT, (-AC)	6PK1725
						ALT, (AC)	6PK1893
					CT870	CA	
					CT870K1	CA	
	05/97-	X20SED	98			ALT	6PK1725
						ALT, AC	6PK1900
					CT870	CA	
					CT870K1	CA	
					CT870WP2	CA	

**NUBIRA Stufenheck (KLAN)**

1.4	10/03-12/04	F14D3	69	1399		ALT	6PK1873
					CT887	CA	
					CT887K1	CA	
1.6	07/03-	F16D3	80	1598		ALT	6PK1873
					CT887	CA	
					CT887K1	CA	
1.8	07/03-	T18SED	90	1799		ALT, (-AC)	6PK1725
						ALT, (AC)	6PK1893
					CT870	CA	
					CT870K1	CA	

**NUBIRA Wagon (KLAJ)**

1.6 16V	05/97-	A16DMS	78	1598		ALT	6PK1880
					CT887	CA	
					CT887K1	CA	
					CT887WP2	CA, MTR-CODE: 616L	
2.0 16V	12/00-	T20SED	93	1998		ALT, (-AC)	6PK1725
						ALT, (AC)	6PK1893
					CT870	CA	
					CT870K1	CA	
					CT870WP2	CA	
	05/97-	X20SED	98			ALT	6PK1725
						ALT, AC	6PK1900
					CT870	CA	
					CT870K1	CA	
					CT870WP2	CA	

**NUBIRA Wagon (KLAN)**

1.6	07/03-	F16D3	80	1598		ALT	6PK1873
					CT887	CA	
					CT887K1	CA	
1.8	07/03-	T18SED	90	1799		ALT, (-AC)	6PK1725





## DAEWOO

### NUBIRA Wagon (KLAN)

					CT870 CT870K1	ALT, (AC) CA CA	6PK1893
<b>REXTON (GAB_)</b> 2.9 TD	04/02-	OM662.983	88	2874		ALT	6PK2230
<b>REZZO (KLAU)</b> 1.6	09/00-	A16DMS	77	1598	CT887 CT887K1	ALT CA CA	6PK1873
1.8	09/00-	F18S2	74	1761		ALT	6PK1873
2.0	09/00-	T20SED	94	1998	CT870 CT870K1	ALT, (-AC) ALT, (AC) CA CA	6PK1725 6PK1893
	09/01-	X20SED	89		CT870 CT870K1	ALT, (-AC) ALT, (AC) CA CA	6PK1725 6PK1893
<b>TICO (KLY3)</b> 0.8	01/96-12/00	F8CV	38	796	CT910 CT910K1	ALT, 04/1996⇒ CA, 04/1996⇒ CA, 04/1996⇒	AVX10X613
	02/95-12/00	F8C	35		CT910 CT910K1	ALT, 04/1996⇒ CA, 04/1996⇒ CA, 04/1996⇒	AVX10X613
<b>TOSCA</b> 1.8	02/06-	T18SED	90	1799	CT870 CT870K1	ALT CA CA	6PK1893
2.0 TDCi	02/06-	Z20DMH	110	1991		ALT, (KDAC), FOR ALT: 120A, OE-NO 96627029, 96866018	AP9060

## DAF

<b>33</b> 0.7	07/67-09/74	B74	21	746		DYN	AVX10X710
<b>44</b> 0.8	11/66-09/74	B85	25	844		DYN	AVX10X725
<b>44 Kombi</b> 0.8	05/68-09/74	B85	25	844		DYN	AVX10X725
<b>46</b> 0.8 DE LUXE	09/74-08/75	B85	25	844		ALT	AVX10X775
<b>46 Kombi</b> 0.8 SUPER LUX	09/74-08/75	B85	25	844		ALT	AVX10X775
<b>55</b> 1.1	10/67-09/72	DBB110E	33	1108		DYN, WP, FAN	AVX10X925
1.1 MARATHON	12/71-09/72	110F	40	1108		DYN, WP, FAN	AVX10X925
<b>55 Coupe</b> 1.1	05/68-09/72	DBB110E	33	1108		DYN, WP, FAN	AVX10X925
1.1 MARATHON	12/71-09/72	110F	40	1108		DYN, WP, FAN	AVX10X925
<b>55 Kombi</b> 1.1	10/68-09/72	DBB110E	33	1108		DYN, WP, FAN	AVX10X925
<b>66</b> 1.1	10/72-08/75	110E	35	1108		DYN, WP, FAN	AVX10X1225
1.1 SL	10/72-08/75	110G	40	1108		DYN, WP, FAN	AVX10X1225
1300 MARATHON	09/73-08/75	B13,0S	42	1298		DYN, WP, FAN	AVX10X1225
<b>66 Coupe</b> 1300 MARATHON	09/73-08/75	B13,0S	42	1298		DYN, WP, FAN	AVX10X1225
<b>66 Kombi</b> 1.1	10/72-08/75	110E	35	1108		DYN, WP, FAN	AVX10X1225
1.1 MARATHON	10/72-08/75	110G	40	1108		DYN, WP, FAN	AVX10X1225
1300 MARATHON	09/73-08/75	B13,0S	42	1298		DYN, WP, FAN	AVX10X1225

## DAIHATSU

### APPLAUSE I (A101, A111)

1.6 16V (A101)	06/89-07/97	HD-E	77	1590	CT788 CT788K1	PS ALT, (AUTOM), 09/1993⇒ ALT, (MANL) ALT, (AUTOM), ⇒09/1993 AC CA CA	3PK560 4PK780 4PK780 4PK790 4PK830
		HD	66		CT788	PS ALT, (AUTOM), 09/1993⇒ ALT, (MANL) ALT, (AUTOM), ⇒09/1993 AC CA	3PK560 4PK780 4PK780 4PK790 4PK830





<b>DAIHATSU</b>								
<b>APPLAUSE I (A101, A111)</b>								
↶	1.6 16V 4WD (A111)	06/89-07/97	HD-E	77	1590	CT788K1 CA	PS ALT, (AUTOM), 09/1993⇒ ALT, (MANL) ALT, (AUTOM), ⇒09/1993 AC CA CA	3PK560 4PK780 4PK780 4PK790 4PK830
						CT788 CT788K1	CA CA	
<b>APPLAUSE II (A101)</b>								
	1.6 16V (A101)	07/97-05/00	HD-E	73	1590	CT788 CT788K1	ALT AC CA CA	4PK780 4PK830
<b>CHARADE (L2_)</b>								
	1.0 (L251S)	03/03-	EJ-VE	43	989	CT1072	ALT AC CA	4PK715 AVX10X710
<b>CHARADE I (G10)</b>								
	1.0	10/77-02/81	CB20	37	993	CT672	ALT CA	AVX10X950
		02/81-02/83	CB20, CB22	38		CT672	ALT CA	AVX10X950
<b>CHARADE II (G11, G30)</b>								
	1.0 (G11)	10/83-03/87	CB20, CB22	38	993	CT562	ALT CA	AVX10X800
	1.0 D (G30)	10/83-03/87	CL10	27	993	CT776 CT780	ALT CA INJP	AVX10X813
	1.0 TD (G30)	02/85-03/87	CL60	34	993	CT766 CT780	ALT CA INJP	AVX10X813
	1.0 Turbo (G11)	10/83-03/87	CB60	50	993	CT562	ALT CA	AVX10X800
<b>CHARADE III (G100, G101, G102)</b>								
	1.0 (G100)	03/87-12/92	CB23	38	993	CT562 CT739	PS ALT CA, ⇒10/1990 CA, 11/1990⇒	3PK560 AVX10X800
		11/90-12/92	CB90	40		CT739	PS ALT CA	3PK560 3PK785
		04/89-12/92		41		CT562 CT739	PS ALT CA, ⇒10/1990 CA, 11/1990⇒	3PK560 3PK785
	1.0 D (G101)	03/87-12/92	CL11	27	993	CT776 CT780	PS ALT CA INJP	3PK560 AVX10X813
	1.0 GTi (G100)	03/87-12/92	CB80T	74	993	CT739	PS ALT CA	3PK560 AVX10X785
	1.0 TD (G101)	03/87-12/92	CL, CL61	35	993	CT766 CT780	PS ALT CA INJP	3PK560 AVX10X813
	1.0 Turbo (G100)	03/87-10/90	CB61	50	993		ALT ALT	3PK785 AVX10X800
	1.3 i (G102)	06/88-12/92	HCE	66	1296	CT740 CT740K1	PS ALT, 11/1990⇒ ALT, ⇒10/1990 CA CA	3PK560 4PK780 4PK785
	1.3 i 4WD (G102)	06/88-01/93	HCE	66	1296	CT740 CT740K1	ALT CA CA	4PK780
<b>CHARADE III Stufenheck (G102)</b>								
	1.3	11/90-02/93	HCE	66	1296	CT740 CT740K1	PS ALT CA CA	3PK560 4PK780
<b>CHARADE IV (G200, G202)</b>								
	1.0	09/94-03/96	CB22	38	993	CT739	ALT CA	3PK785
	1.0 i	03/93-03/96		42	993	CT739	ALT CA	3PK785
	1.3	09/96-11/99	HC	44	1296		PS ALT, (MANL)	3PK538 4PK780


**DAIHATSU**



## DAIHATSU

### CHARADE IV (G200, G202)

						ALT, (AUTOM) AC CA CA	4PK790 4PK800
1.3 16V	05/96-11/99	HCE	55	1296	CT740 CT740K1	PS ALT ALT, (AUTOM) AC CA CA	3PK538 4PK780 4PK790 4PK800
1.3 i 16V	01/93-11/99	HC	62	1296	CT740 CT740K1	PS ALT ALT, (AUTOM) AC, 04/1994⇒ AC, ⇒04/1994 CA CA	3PK538 4PK780 4PK790 4PK800 4PK845
1.5 i 16V	01/97-11/99	HEE, HEEG	66	1499	CT788 CT788K1	PS ALT, (MANL) ALT, (AUTOM) AC CA CA	3PK538 4PK780 4PK790 4PK825
1.6 GTi	03/93-11/99	HD-E	77	1590	CT788 CT788K1	PS ALT, (MANL) ALT, (AUTOM) AC CA CA	3PK538 4PK780 4PK790 4PK825

### CHARADE IV Stufenheck (G203)

1.3	04/98-11/99		59	1342	CT740 CT740K1	ALT CA CA	4PK790
1.5 16V	10/94-	HEE	55	1499	CT788 CT788K1	PS ALT, (MANL) ALT, (AUTOM) AC CA CA	3PK538 4PK780 4PK790 4PK825
1.5 i 16V	08/94-	HEE	66	1499	CT788 CT788K1	PS ALT, (MANL) ALT, (AUTOM) AC CA CA	3PK538 4PK780 4PK790 4PK825
1.6 GS	03/93-03/96	HD-E	77	1589		ALT, (AC) ALT, (-AC)	6PK1205 6PK858

### CHARMANT (A)

1.3 (A35)	11/81-07/87	4K	48	1290	CT680	ALT, 02/1983⇒ ALT, ⇒02/1983 AC CA	AVX10X875 AVX10X888 AVX13X930
1.6 (A45)	12/81-09/84	2T	55	1588		ALT, 02/1983⇒ ALT, ⇒02/1983 AC AC	AVX10X875 AVX10X888 AVX13X930 AVX13X950
1.6 (A60)	09/85-07/87	4A	57	1588	CT680	ALT PS AC CA	AVX10X975 AVX13X800 AVX13X865
	05/86-07/87		60	1587	CT680	ALT PS AC CA	AVX10X975 AVX13X800 AVX13X865
	08/83-07/87		61		CT680	ALT PS AC CA	AVX10X975 AVX13X800 AVX13X865

### CUORE I (L55, L60)

0.5 (L55)	10/80-09/85	AB30	20	547	CT672	ALT CA	AVX10X960
0.6 (L60)	08/82-09/85	AD10	22	617	CT672	ALT CA	AVX10X960

### CUORE II (L80, L81)

0.8 (L80)	11/89-12/90	ED10	29	847	CT817	ALT ALT, (AUTOM) CA	AVX10X763 AVX10X775
	09/85-06/90		32			ALT	AVX10X763





<b>DAIHATSU</b>							
<b>CUORE II (L80, L81)</b>							
↶						ALT, 01/1989⇒, (AUTOM) ALT, ⇒01/1989, (AUTOM) CA, 01/1989⇒	AVX10X775 AVX10X785
0.8 4WD (L81)	09/86-10/88	ED10	32	847	CT817	ALT ALT, (AUTOM)	AVX10X763 AVX10X785
<b>CUORE III (L201)</b>							
0.8	10/90-12/94	ED10K	30	847	CT817	ALT CA	AVX10X775
<b>CUORE IV (L501)</b>							
0.8	01/95-11/96	ED20	32	847	CT817	ALT CA	AVX10X775
<b>CUORE V (L5)</b>							
0.8	11/96-10/98	ED20	31	847	CT817	ALT CA	AVX10X788
<b>CUORE VI (L7_)</b>							
1.0 i (L701)	10/98-05/03	EJ-DE	41	989	CT1072	ALT AC CA	4PK715 AVX10X700
<b>CUORE VII (L251)</b>							
1.0	05/03-	EJ-VE	43	989	CT1072	ALT AC CA	4PK715 AVX10X710
<b>CUORE VIII</b>							
1.0	04/07-	1KR-FE	51	998		ALT, (AC)	6PK1185
<b>FEROZA Hard Top (F300)</b>							
1.6 16V	10/88-	HDC	63	1590	CT788 CT788K1	ALT, ⇒05/1992 ALT, 05/1992⇒ PS ALT CA CA	4PK715 4PK780 5PK975 AVX10X785
1.6 i 16V	10/88-	HD-E	70	1590	CT788 CT788K1	ALT, ⇒05/1992 ALT, 05/1992⇒ PS ALT CA CA	4PK715 4PK780 5PK975 AVX10X785
<b>FEROZA Soft Top (F300)</b>							
1.6 16V	10/88-	HDC	63	1590	CT788 CT788K1	ALT, ⇒05/1992 ALT, 05/1992⇒ PS ALT CA CA	4PK715 4PK780 5PK975 AVX10X785
1.6 i 16V	10/88-	HD-E	70	1590	CT788 CT788K1	ALT, ⇒05/1992 ALT, 05/1992⇒ PS ALT CA CA	4PK715 4PK780 5PK975 AVX10X785
<b>GRAN MOVE (G3)</b>							
1.5 16V (G303)	10/96-07/98	HEEG	66	1499	CT788 CT788K1	PS ALT, (MANL) ALT, (AUTOM) AC CA CA	3PK538 4PK780 4PK790 4PK825
1.6 16V (G301)	05/98-	HDEP	67	1590	CT788 CT788K1	PS ALT, (MANL) ALT, (AUTOM) AC CA CA	3PK538 4PK780 4PK790 4PK825
<b>HIJET Bus (S85)</b>							
1.0 i	07/94-05/98	CB42	35	993	CT739	ALT CA	AVX10X800
<b>HIJET Kasten (S85)</b>							
1.0	12/92-05/98	CB41	33	993	CT739	ALT CA	AVX10X800
<b>MATERIA (M4_)</b>							
1.3	10/06-	K3-VE	67	1298		ALT, (-AC) ALT, (AC), (MANL) ALT, (AC), (AUTOM)	4PK1470 4PK1590 6PK1580
1.5	10/06-	3SZ-VE	76	1495		ALT, (AC)	6PK1580
1.5 ECO 4WD	10/06-	3SZ-VE	76	1495		ALT, (AC)	6PK1580
<b>MOVE (L6, L9)</b>							
0.8	10/96-	ED20	31	847		AC ALT	AVX10X675 AVX10X788





## DAIHATSU

### MOVE (L6, L9)

↔					CT817	CA	
1.0 i	10/98-	EJ-DE	41	989		ALT AC CA	4PK715 AVX10X700
					CT1072		

### ROCKY Hard Top (F7, F8)

2.0	02/85-04/93	3Y	65	1998		ALT ALT PS AC, 09/1987⇒ AC, ⇒08/1987	4PK830 5PK820 AVX13X1055 AVX13X875 AVX13X900
2.8 D	02/85-12/98	DL	54	2765		ALT, ⇒05/1994 PS AC, 09/1987⇒, ⇒05/1994 AC, ⇒09/1987	17X1040Li AVX13X785 AVX13X875 AVX13X900
					CT810 CT810K1	INJP CA	
2.8 TD	12/87-04/93	DL51	67	2765		ALT PS AC, ⇒12/1987	17X1040Li AVX13X785 AVX13X875
					CT810 CT810K1	INJP CA	
	09/91-12/98	DL52	75			ALT, ⇒06/1996 PS, ⇒06/1996 AC, ⇒06/1996	17X1040Li AVX13X785 AVX13X875
					CT810 CT810K1	INJP CA	
	05/93-12/98	DL52, DLT-C	72			ALT PS AC	17X1040Li AVX13X785 AVX13X875
					CT810 CT810K1	INJP CA	

### ROCKY Soft Top (F7, F8)

2.0	02/85-04/93	3Y	65	1998		ALT ALT PS AC, 09/1987⇒ AC, ⇒08/1987	4PK830 5PK820 AVX13X1055 AVX13X875 AVX13X900
2.8 D	02/85-12/98	DL	54	2765		PS AC, 12/1987⇒ AC, ⇒12/1987	AVX13X785 AVX13X875 AVX13X900
					CT810 CT810K1	INJP CA	
2.8 TD	12/87-04/93	DL51	67	2765		PS AC, 12/1987⇒ AC, ⇒12/1987	AVX13X785 AVX13X875 AVX13X900
					CT810 CT810K1	INJP CA	
	09/91-12/98	DL52	75			PS AC	AVX13X785 AVX13X875
					CT810 CT810K1	INJP CA	

### SIRION (M1)

1.0	04/98-10/00	EJ-DE	40	989		ALT AC CA	4PK715 AVX10X700
					CT1072		
1.0 i	09/00-01/05	EJ-VE	43	989		ALT AC CA	4PK715 AVX10X700
					CT1072		
1.0 i (M100)	04/98-09/00	EJ-DE	41	989		ALT AC CA	4PK715 AVX10X700
					CT1072		
1.0 i 4WD	04/99-09/00	EJ-DE	41	989		ALT AC CA	4PK715 AVX10X700
					CT1072		
	09/00-01/05	EJ-VE	43			ALT AC CA	4PK715 AVX10X700
					CT1072		
1.3 Sport	08/00-01/05	K3-VE2	75	1298		ALT, (-AC)	4PK1708

### SIRION (M3\_)

1.0	01/05-	1KR-FE	51	998		ALT, (-AC)	6PK858
1.0 DVVT 4WD	04/05-	1KR-FE	51	998		ALT, (AC) ALT, (-AC)	6PK1205 6PK858
1.3	01/05-	K3-VE	64	1298		ALT, (-AC) ALT, (AC)	4PK1470 4PK1590
	03/08-		67			ALT, (-AC) ALT, (AC)	4PK1470 4PK1590
1.3 4WD	04/05-	K3-VE	64	1298		ALT, (-AC) ALT, (AC)	4PK1470 4PK1590




**DAIMLER**

<b>DAIHATSU</b>							
<b>SIRION (M3_)</b>							
↶	03/08-		67			ALT, (-AC) ALT, (AC)	4PK1470 4PK1590
1.5	03/08-	3SZ-VE	76	1495		ALT, (AC)	6PK1580
1.5 4WD	05/06-10/08	3SZ-VE	76	1495		ALT, (AC)	6PK1580
<b>TAFT</b>							
1.6 D 4x4 (F20, F25)	09/76-02/85	12R	49	1587		ALT	AVX13X900
2.8 D 4x4 (F60, F65)	08/82-02/85	DL	51	2765		PS AC	AVX13X785 AVX13X900
					CT810 CT810K1	INJP CA	
<b>TERIOS (J1)</b>							
1.3	09/01-10/05	K3-VE	63	1298		ALT, (-AC) ALT, (AC)	4PK1560 4PK1645
					CT740 CT740K1	CA CA	
1.3 4WD	10/00-10/05	K3-VE	63	1298		ALT, (-AC) ALT, (AC)	4PK1560 4PK1645
	10/97-10/00	HE-EJ	61	1296		PS, (-AC) PS, (AC) ALT	4PK1010 4PK1440 4PK780
					CT740 CT740K1	CA CA	
<b>TERIOS (J2_)</b>							
1.5	11/05-	3SZ-VE	77	1495		ALT, (-AC) ALT, (AC)	6PK1820 6PK1880
1.5 4WD	05/06-	3SZ-VE	77	1495		ALT, (-AC) ALT, (AC)	6PK1820 6PK1880
<b>TREVIS</b>							
1.0	06/06-	EJ-VE	43	989		ALT AC	4PK715 AVX10X710
					CT1072	CA	
<b>WILDCAT/ROCKY (F70)</b>							
2.8 D	02/85-03/87	DL	54	2765		PS AC	AVX13X775 AVX13X900
					CT810 CT810K1	INJP CA	
2.8 TD	09/85-04/87	DL50	65	2765		PS AC	AVX13X775 AVX13X900
					CT810 CT810K1	INJP CA	
<b>WILDCAT/ROCKY (F75)</b>							
2.8 D	02/85-03/87	DL	54	2765		PS AC	AVX13X775 AVX13X900
					CT810 CT810K1	INJP CA	
2.8 TD	09/85-04/87	DL50	65	2765		PS AC	AVX13X775 AVX13X900
					CT810 CT810K1	INJP CA	
<b>YRV (M2)</b>							
1.3	02/01-	K3-VE	64	1298		ALT, (-AC)	4PK1708

<b>DAIMLER</b>							
<b>2.8 - 5.3</b>							
Double Six 5.3	05/75-07/81	V12 (75-79)	211	5344		ALT WP, (PS) AC	AVX10X875 AVX13X1075 AVX13X1525
	10/86-02/93	7P	194			FAN ALT WP, (PS) AC	AVX13X800 AVX10X850 AVX13X1075 AVX13X1525
	07/81-02/93	V12 (90-93)	197			FAN ALT WP, (PS) AC	AVX13X850 AVX10X875 AVX13X1075 AVX13X1525
						FAN ALT WP, (PS) AC	AVX13X800 AVX10X850 AVX13X1075 AVX13X1525
Double Six H.E. 5.3	07/81-10/86	V12 (82-90)	217	5344		FAN ALT WP, (PS) AC	AVX13X800 AVX10X850 AVX13X1075 AVX13X1525
						FAN ALT WP, FAN, (PS) WP, FAN	AVX13X850 AVX10X900 AVX13X1175 AVX13X875
Sovereign 4.2	06/76-03/79	XK4.2 (-79)	124	4235		ALT WP, FAN, (PS) WP, FAN	AVX10X900 AVX13X1175 AVX13X875
	09/73-03/79		127			ALT FAN, PS	AVX10X900 AVX13X1175
	03/79-10/86	XK4.2 (82-87)	151			PS ALT	AVX13X1175 AVX13X875







## DAIMLER

2.8 - 5.3					AC	AVX13X990
<b>XJ 40, 81</b>						
Sovereign 3.6	10/86-09/89		136	3590	ALT AC	AVX10X1000 AVX13X975
	10/86-07/89	9DPANA	145		ALT AC	AVX10X1000 AVX13X975
Sovereign 4.0	09/89-09/94	9EPCNA	163	3980	ALT AC	AVX10X1000 AVX13X975

## DODGE

<b>AVENGER</b>						
2.0 CRD	06/07-	ECD	103	1968	CT1051	CA
<b>CALIBER</b>						
2.0 CRD	06/06-	ECD, ECE	103	1968	CT1051	ALT CA
<b>CARAVAN II</b>						
2.0 i	01/95-03/01		98	1995		PS, 10/1996⇒, ⇒12/1997 PS, 01/1998⇒ ALT, (-AC) ALT, (AC)
						4PK895 4PK905 6PK1020 6PK1345
2.4 i	01/95-03/01	EDZ	111	2429	CT1144	PS ALT, (-AC) ALT, (AC) CA
						4PK905 6PK1045 6PK1420
3.3 i	01/95-03/01	EGP	116	3301		ALT, (AC) ALT, (-AC)
						6PK2460 6PK2510
3.8 i	01/95-03/01	EGH	122	3778		ALT, (AC) ALT, (-AC)
			131			ALT, (AC) ALT, (-AC)
						6PK2460 6PK2510
3.8 i AWD	01/95-03/01	EGH	122	3778		ALT, (AC) ALT, (-AC)
			131			ALT, (AC) ALT, (-AC)
						6PK2460 6PK2510
<b>CARAVAN III (RG_)</b>						
2.4	02/00-	EDZ	111	2429	CT1144	PS, MODEL '04⇒ PS, ⇒MODEL '03 ALT CA
						4PK900 4PK905 6PK1250
<b>CHARGER</b>						
3.5	06/05-12/10	EGG	186	3518		ALT
						6PK2100
5.7 R/T	06/05-12/10	EZA	250	5654		ALT
						6PK2100
5.7 R/T Daytona	06/05-12/10	EZA	257	5654		ALT
						6PK2100
6.1	09/05-12/10	ESF	317	6059		ALT
						6PK2077
<b>JOURNEY</b>						
2.0 CRD	06/08-	ECE	103	1968	CT1051	ALT CA
						6PK1733
<b>NEON</b>						
2.0 16V	06/94-08/99	ECC	107	1996	CT1108 CT1111	ALT, OE-NO 4612229 ALT, OE-NO 4668180 PS, (-AC) PS, (AC) CA, CAMSHFT: DOHC CA, CAMSHFT: SOHC/OHC
						4PK850 4PK890 AVX10X1050 AVX10X1215
	05/94-08/99	ECB	98		CT1108 CT1111	ALT, OE-NO 4612229 ALT, OE-NO 4668180 PS, (-AC) PS, (AC) CA, CAMSHFT: DOHC CA, CAMSHFT: SOHC/OHC
						4PK850 4PK890 AVX10X1050 AVX10X1215
	04/96-08/99	ECC	109		CT1108 CT1111	ALT, OE-NO 4612229 ALT, OE-NO 4668180 PS, (-AC) PS, (AC) CA, CAMSHFT: DOHC CA, CAMSHFT: SOHC/OHC
						4PK850 4PK890 AVX10X1050 AVX10X1215
			112		CT1108 CT1111	ALT PS, (-AC) PS, (AC) CA, CAMSHFT: DOHC CA, CAMSHFT: SOHC/OHC
						4PK890 AVX10X1050 AVX10X1215
<b>NEON II</b>						
2.0 16V	08/99-	ECB	98	1996	CT1108 CT1111	PS, (-AC) PS, AC ALT CA, CAMSHFT: DOHC CA, CAMSHFT: SOHC/OHC, MTR-CODE:
						4PK1125 4PK1310 4PK850




**FIAT**

<b>DODGE</b>							
<b>NEON II</b>							
						ECB	
		ECH	112			PS, (-AC) PS, AC ALT CA, CAMSHFT: DOHC CA, CAMSHFT: SOHC/OHC, MTR-CODE: ECH	4PK1125 4PK1310 4PK850
					CT1108 CT1111		
<b>STRATUS</b>							
2.0 16V	12/95-04/01	ECB	98	1996		PS ALT CA, CAMSHFT: DOHC, ⇨09/2000 CA, CAMSHFT: SOHC/OHC	4PK895 6PK1345
					CT1108 CT1111		
2.4 16V	12/95-04/01	EDZ	103	2429		PS ALT CA	4PK900 6PK1370
					CT1144		
2.4 16V	12/95-04/01	EDZ	112	2429		PS ALT, 10/2000⇨ ALT, ⇨09/2000 CA	4PK900 6PK1345 6PK1370
					CT1144		
2.5 V6	12/95-04/01	EEB	125	2497		PS ALT, AC CA	4PK975 6PK1432
					CT1080		

<b>DONGNAN (SOUEAST)</b>							
<b>FREECA (Fulika) Großraumlimousine</b>							
2.0	03/00-	4G63	90	1997		PS AC BS CA	4PK1054 4PK962
					CT1109 CT839		

<b>FAW JILIN</b>							
<b>JIABAO Bus</b>							
1.0 12 V	02/85-09/98	JB465Q	37	993		ALT	AVX10X763
	10/98-					ALT	AVX10X763
<b>JIABAO Kasten</b>							
1.0 12 V	02/85-09/98	JB465Q	37	993		ALT	AVX10X763
	10/98-					ALT	AVX10X763

<b>FAW TIANJIN</b>							
<b>TJ7</b>							
1.0	10/98-10/03	TJ376Q	37	993		ALT AC	AVX10X800 AVX13X850
		TJ376QE	39			ALT AC	AVX10X800 AVX13X850
	10/99-10/03	1SZ-FE	50	998		ALT AC	AVX10X800 AVX13X850
1.3	10/99-10/03	2NZ-FE	63	1299		PS ALT AC CA	3PK560 4PK785 4PK825
					CT740		
	05/02-10/03	8A-FE	64	1342		PS ALT AC CA	3PK560 4PK785 4PK825
					CT740		
1.3 VVTi Allrad	10/99-10/03	2NZ-FE	63	1299		PS ALT AC CA	3PK560 4PK785 4PK825
					CT740		
<b>VELA</b>							
1.5	07/02-	CA4GB2	78	1497		PS AC ALT CA	3PK630 4PK810 5PK962
					CT827		

<b>FERRARI</b>							
<b>F355 BERLINETTA</b>							
3.5	05/94-03/99	F129B/40	280	3496		ALT	6PK1256
<b>F355 GTS</b>							
3.5 Spider	07/94-03/99	F129B/40	280	3496		ALT	6PK1256

<b>FIAT</b>							
<b>1000er-Serie</b>							
1100	07/53-06/61		29	1082		ALT	AVX10X950
1200 Granluce (103 G)	02/59-03/62		38	1213		ALT	AVX10X950




**FIAT**

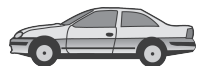
<b>FIAT</b>								
<b>1000er-Serie</b>								
↩	1300 (116)	11/61-02/67		45	1286		ALT	AVX10X950
	1500	11/64-10/68		55	1471		ALT, MTR-NO 4086017⇒ ALT, ⇒MTR-NO 4086016	AVX10X913 AVX10X950
	1500 (116)	11/61-03/69		49	1471		ALT, MTR-NO 4086017⇒ ALT, ⇒MTR-NO 4086016	AVX10X913 AVX10X950
<b>124</b>								
	1200	02/73-07/75	124A.000	48	1197		ALT, ⇒CH-NO 879380 ALT, ⇒CH-NO 879380 ALT, CH-NO 879381⇒	AVX10X775 AVX10X788 AVX10X800
	1200 (TA)	07/66-10/73		44	1197		ALT, ⇒CH-NO 879380 ALT, ⇒CH-NO 879380 ALT, CH-NO 879381⇒	AVX10X775 AVX10X788 AVX10X800
	1400 Special	12/68-12/72	124B2.000	51	1438		ALT ALT	AVX10X813 AVX10X850
	1500 Special	01/73-07/75	124B2.000	55	1438		ALT ALT	AVX10X813 AVX10X850
	1500 Special T	01/71-07/75	124AC.000	59	1438		ALT ALT	AVX10X813 AVX10X850
	1600 Special T	01/73-07/75		70	1592		ALT CA	AVX10X850
						<b>CT651</b>		
<b>124 Coupe</b>								
	1400 Sport	06/67-10/72	124AC.000	66	1438		AC ALT	AVX10X1100 AVX10X850
	1600 (BC 1)	04/70-10/73		81	1608		AC ALT CA	AVX10X1025 AVX10X850
		11/71-10/73		74		<b>CT649</b>	AC ALT CA	AVX10X1025 AVX10X850
	1800 Sport (CC1)	01/73-02/76		87	1756		AC ALT CA	AVX10X1025 AVX10X850
						<b>CT649</b>		
<b>124 Familiare</b>								
	1200	04/67-05/73		44	1197		ALT, ⇒CH-NO 879380 ALT, ⇒CH-NO 879380 ALT, CH-NO 879381⇒	AVX10X775 AVX10X788 AVX10X800
<b>124 Spider</b>								
	1500 Sport (BS)	01/66-12/72	124AC.000	66	1438		AC ALT	AVX10X1100 AVX10X850
	1600 Sport (BS1)	11/69-08/73	132AC.000	74	1592		AC ALT CA	AVX10X1100 AVX10X850
		01/69-12/74		80		<b>CT649</b>	AC ALT CA	AVX10X1100 AVX10X850
	1800 Rally Abarth (CSA)	09/72-07/75		94	1756		AC ALT CA	AVX10X1025 AVX10X850
						<b>CT649</b>		
	1800 Sport (CS1)	01/72-12/77	132AC1.000	87	1756		AC ALT CA	AVX10X1025 AVX10X850
						<b>CT649</b>		
	1800 Sport (CS1)	01/73-07/75		82	1739		AC ALT CA	AVX10X1025 AVX10X850
						<b>CT649</b>		
<b>125</b>								
	1.6 (TA)	07/67-03/74	125A.000	66	1608		ALT CA	AVX10X850
	1.6 Special (TA)	05/69-10/73	125B.000	74	1608		AC, 2X ALT CA	AVX10X1100 AVX10X850
						<b>CT649</b>		
<b>126</b>								
	600	09/72-06/77	126A.000	17	594		DYN	AVX10X800
	650	07/81-09/00	126A1.048	18	652		ALT, ⇒12/1987	AVX10X800
		07/77-09/87	126A1.048, 126A1.000	17			DYN	AVX10X800
		01/83-06/96	141A.000	22			ALT	AVX10X800
	700	09/87-06/96	126A2.000, 126A2.048	19	704		ALT	AVX10X725
<b>127</b>								
	0.9	06/71-05/83	100GL.048	29	903		ALT	AVX10X800
			100GL.000	33			ALT	AVX10X800
	1.0	04/77-12/86	127A.000	37	1049		ALT CA	AVX10X1000
						<b>CT650</b>		
	1.0 Sport	07/78-02/82	127A1.000	51	1049		ALT CA	AVX10X1000
						<b>CT650</b>		
	1.3 Diesel	04/81-12/86	127A5.000	33	1301		ALT	AVX10X1065
						<b>CT677</b>	CA, MTR-NO 35571⇒	
	1.3 Sport	12/81-05/83	127A3.000	55	1301		ALT	AVX10X1000





<b>FIAT</b>							
<b>127</b>							
					<b>CT626</b>	CA	
					<b>CT626K1</b>	CA	
<b>127 Panorama</b>							
1.0	01/77-12/86	127A.000	37	1049		ALT CA	<b>AVX10X1000</b>
					<b>CT650</b>	CA	
1.3 Diesel	06/81-12/86	127A5.000	33	1301		ALT CA, MTR-NO 35571⇨	<b>AVX10X1065</b>
					<b>CT677</b>	CA	
<b>128</b>							
1.1	02/75-09/81	128A.048	33	1116		DYN ALT CA CA	<b>AVX10X813</b> <b>AVX10X825</b>
					<b>CT647</b> <b>CT647K4</b>	CA CA	
	03/69-12/84	128A.000	40			DYN ALT CA CA	<b>AVX10X813</b> <b>AVX10X825</b>
					<b>CT647</b> <b>CT647K4</b>	CA CA	
1.3 Rally (AR)	09/71-02/76		49	1290		DYN ALT CA CA	<b>AVX10X813</b> <b>AVX10X825</b>
					<b>CT647</b> <b>CT647K4</b>	CA CA	
1.3 Sport	08/74-12/84	128A1.000	44	1290		DYN ALT CA CA	<b>AVX10X813</b> <b>AVX10X825</b>
					<b>CT647</b> <b>CT647K4</b>	CA CA	
<b>128 Coupe</b>							
1.1 (AC 5)	03/72-02/81	128AC5.000	47	1116		DYN ALT CA CA	<b>AVX10X813</b> <b>AVX10X825</b>
					<b>CT647</b> <b>CT647K4</b>	CA CA	
	08/75-02/81		48			DYN ALT CA CA	<b>AVX10X813</b> <b>AVX10X825</b>
					<b>CT647</b> <b>CT647K4</b>	CA CA	
1.3 (AC)	03/72-12/79	128AC.000	55	1290		DYN ALT CA CA	<b>AVX10X813</b> <b>AVX10X825</b>
					<b>CT647</b> <b>CT647K4</b>	CA CA	
1.3 Berlinetta (AC)	06/75-12/79	128AC.000	54	1290		DYN ALT CA CA	<b>AVX10X813</b> <b>AVX10X825</b>
					<b>CT647</b> <b>CT647K4</b>	CA CA	
<b>128 Familiare</b>							
1.1 (AF)	02/75-02/81	128A.048	33	1116		DYN ALT CA CA	<b>AVX10X813</b> <b>AVX10X825</b>
					<b>CT647</b> <b>CT647K4</b>	CA CA	
	10/69-10/82	128A.000	40			DYN ALT CA CA	<b>AVX10X813</b> <b>AVX10X825</b>
					<b>CT647</b> <b>CT647K4</b>	CA CA	
1.3 (AF1)	12/74-10/82	128A1.000	44	1290		DYN ALT CA CA	<b>AVX10X813</b> <b>AVX10X825</b>
					<b>CT647</b> <b>CT647K4</b>	CA CA	
<b>130</b>							
3.2 (B)	12/71-03/78	130B.000	121	3235		AC ALT, WP PS	<b>AVX10X1275</b> <b>AVX10X813</b> <b>AVX10X975</b>
<b>130 Coupe</b>							
3.2 (BC)	10/71-03/78	130B.000	121	3235		AC, (PS) ALT, WP AC PS	<b>AVX10X1275</b> <b>AVX10X813</b> <b>AVX10X913</b> <b>AVX10X975</b>
<b>131</b>							
1.3 Mirafiori	10/74-09/81	131A6.000	40	1297		ALT AC CA, ENGINE: OHV CA, ENGINE: DOHC	<b>AVX10X813</b> <b>AVX10X813</b>
					<b>CT648</b> <b>CT651</b>		
1.3 Super Mirafiori	03/78-12/80	131B.000	57	1297		ALT AC CA	<b>AVX10X813</b> <b>AVX10X813</b>
					<b>CT651</b>	CA	
1.4 Mirafiori	11/80-01/84	131C.000, 131C1.000	51	1367		ALT AC CA	<b>AVX10X813</b> <b>AVX10X813</b>
					<b>CT643</b>	CA	
1.6	11/76-12/84	131C2.000	63	1585		ALT AC CA	<b>AVX10X813</b> <b>AVX10X813</b>
					<b>CT643</b>	CA	
1.6 (S)	10/74-09/81	131A1.000	55	1585		ALT	<b>AVX10X813</b>





## FIAT

131



					CT643 CT648	AC CA, ENGINE: DOHC CA, ENGINE: OHV	AVX10X813
1.6 Super	03/78-01/84	131C3.000	71	1585	CT651 CT667	AC, 2X ALT, MTR-NO 1249476⇒ ALT, (AC) ALT, ⇒MTR-NO 1249475 CA PS	AVX10X1100 AVX10X838 AVX10X838 AVX10X850
1.6 Super Mirafiori (A)	03/79-03/82	131B1.000	72	1585	CT648	ALT AC CA	AVX10X813 AVX10X813
2.0 D	07/78-08/84	8144.65	44	1995	CT1038 CT731K1	CA CA	
2.0 Racing	06/78-12/81	131B2.000	85	1995	CT652 CT652K1	AC, 2X ALT CA CA	AVX10X1025 AVX10X850
2.0 Super	01/81-12/84	131C4.000	83	1995	CT652 CT652K1 CT667	AC, 2X ALT, MTR-NO 1245776⇒ ALT, (AC) ALT, ⇒MTR-NO 1245775 CA CA PS	AVX10X1100 AVX10X838 AVX10X838 AVX10X850
2.5 Diesel	06/78-02/84	8144.61	53	2445	CT731 CT731K1	ALT CA CA	AVX10X913

### 131 Familiare/Panorama

1.3 Mirafiori (AF)	03/75-12/78	131A6.000	40	1297	CT648	ALT AC CA	AVX10X813 AVX10X813
1.6	11/80-04/85	131C2.000	63	1585	CT651 CT667	AC, 2X ALT, MTR-NO 1249476⇒ ALT, (AC) ALT, ⇒MTR-NO 1249475 CA PS, 01/1981⇒	AVX10X1100 AVX10X838 AVX10X838 AVX10X850
1.6 CL (AF1)	03/75-12/78	131A1.000	55	1585	CT648	ALT AC CA	AVX10X813 AVX10X813
2.0 D	07/78-08/84	8144.65	44	1995	CT1038 CT731K1	CA CA	
2.5 Super Diesel (AF)	03/79-12/84	8144.61	53	2445	CT731 CT731K1	ALT CA CA	AVX10X913

132

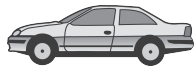
1.6	05/77-09/82	132C.000	65	1585	CT651 CT667	AC, 2X ALT CA PS	AVX10X1100 AVX10X850
	01/76-12/82		72		CT651 CT667	AC, 2X ALT CA PS	AVX10X1100 AVX10X850
	04/72-01/76	132BBOAO		1592	CT651 CT667	AC, 2X ALT CA PS	AVX10X1100 AVX10X850
	03/77-12/81	132C6.000	66	1585	CT651 CT667	AC, 2X ALT CA PS	AVX10X1100 AVX10X850
1.7 GLS (A1)	04/74-12/75	132B1.000	79	1756	CT649 CT649K1 CT667	AC, 2X ALT CA CA PS	AVX10X1100 AVX10X850
	11/75-01/77		82		CT649 CT649K1 CT667	AC, 2X ALT CA CA PS	AVX10X1100 AVX10X850
1.7 Special (A1)	04/72-01/74	132B1.000	77	1756	CT649 CT649K1 CT667	AC, 2X ALT CA CA PS	AVX10X1100 AVX10X850





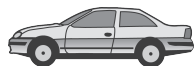
<b>FIAT</b>								
<b>132</b> ↔	2.0	05/77-06/81	132C2.000	82	1995	AC, 2X, 01/1978⇒ ALT, ⇒12/1979 AC, 2X, ⇒12/1977 ALT, 01/1980⇒ ALT, ⇒12/1978 CA CA PS	AVX10X1075 AVX10X1100 AVX10X1100 AVX10X770 AVX10X850	
	2.0 D	07/78-07/82	8144.65	44	1995	CT652 CT652K1 CT667 CA CA		
	2.0 i.e.	01/80-12/82	132C3.000	90	1995	CT1038 CT731K1 AC, 2X ALT CA CA PS	AVX10X1100 AVX10X850	
	2.5 D	07/78-07/82	8144.61	53	2445	CT652 CT652K1 CT667 ALT CA CA	AVX10X913	
	CT731 CT731K1							
<b>135 DINO Coupe</b>								
2.4 (BC)	10/72-03/74		132	2402		WP ALT AIRC	AVX10X625 AVX10X735 AVX10X875	
<b>135 DINO Spider</b>								
2.0	10/67-01/72		118	1972		WP ALT AIRC ALT, WP	AVX10X625 AVX10X735 AVX10X875 AVX10X888	
<b>1500 Cabriolet</b>								
1.5	06/64-10/67	115C.005	55	1481		ALT, MTR-NO 4086017⇒ ALT, ⇒MTR-NO 4086016 ALT, MTR-NO 4086017⇒ ALT, ⇒MTR-NO 4086016	AVX10X913 AVX10X950 AVX10X913 AVX10X950	
<b>1500-2300</b>								
1500 L	10/63-12/70		55	1471		ALT, MTR-NO 4086017⇒ ALT, ⇒MTR-NO 4086016	AVX10X913 AVX10X950	
2300	07/62-03/69		75	2263		PS ALT	AVX10X1000 AVX10X913	
<b>238-SERIE</b>								
1.4	09/66-06/76		34	1427		ALT, ⇒CH-NO 220356 ALT, CH-NO 208403⇒, ⇒CH-NO 220355 ALT, ⇒CH-NO 208402 CA	AVX10X1025 AVX10X1050 AVX10X1075	
<b>500</b>								
0.5	01/57-12/61		11	476		ALT	AVX10X800	
	01/65-12/75	110F.000,	13	499		ALT	AVX10X800	
0.6	05/73-01/76	120.000	13	594		ALT	AVX10X800	
0.9	07/10-	312A2.000	63	875		ALT, (AC)	5PK1150	
1.2	10/07-	169A4.000	51	1242	CT1115 CT1115K1	ALT, (-AC)	4PK665	
						ALT, (AC)	5PK1145	
1.3 D Multijet	10/07-	169A1.000	55	1248		CA CA		
1.4	10/07-	169A3.000	74	1368	CT1049 CT1049K1 CT1049WP1	ALT, (-AC)	6PK1180	
						ALT, (AC)	6PK1310	
							ALT, (Valeo), FOR ALT: 90A, OE-NO 46823547, 51784845, FOR ALT: 105A, OE-NO 46835095, 51784846	AP9035
1.4 Abarth	08/08-	312A3.000	132	1368	CT1049 CT1049K1 CT1049WP1	ALT, (AC)	4PK665	
						ALT, (AC)	5PK1150	
<b>500</b>								
1.4 Abarth	08/08-	312A3.000	132	1368	CT1049 CT1049K1 CT1049WP1	ALT	5PK1173	
						CA CA CA		
<b>500</b>								
1.4 Abarth	08/08-	312A1.000	140		CT1049 CT1049K1 CT1049WP1	ALT	5PK1173	
						CA CA CA		
1.4 Abarth	08/08-	312A1.000	140		CT1049 CT1049K1 CT1049WP1	ALT	5PK1173	
						CA CA CA		
1.4 Abarth	08/08-	312A1.000	99		CT1049 CT1049K1 CT1049WP1	ALT	5PK1173	
						CA CA CA		
1.4 Abarth	08/08-	312A1.000	118		CT1049 CT1049K1 CT1049WP1	ALT	5PK1173	
						CA CA CA		




**FIAT**
**FIAT**

<b>500</b>								
↔	0.9	09/09-	312A2.000	63	875		ALT, (AC)	5PK1150
	1.2	09/09-	169A4.000	51	1242		ALT, (-AC) ALT, (AC)	4PK665 5PK1145
						<b>CT1115</b> <b>CT1115K1</b>	CA CA	
	1.3 D Multijet	09/09-	169A1.000	55	1248		ALT, (Valeo), FOR ALT: 90A, OE-NO 46823547, 51784845, FOR ALT: 105A, OE-NO 46835095, 51784846	AP9035
	1.4	09/09-	169A3.000	74	1368		ALT	5PK1150
						<b>CT1049</b> <b>CT1049K1</b> <b>CT1049WP1</b>	CA CA CA	
	1.4 Abarth	09/09-	312A3.000	103	1368		ALT	5PK1173
						<b>CT1049</b> <b>CT1049K1</b> <b>CT1049WP1</b>	CA CA CA	
<b>500 Kombi</b>								
	0.5	01/60-12/66	120.000	11	499		ALT	AVX10X800
<b>600</b>								
	0.6	03/55-05/61		15	629		DYN, FAN	AVX10X750
	0.8 (D)	10/60-02/71		17	767		DYN FAN	AVX10X730 AVX10X730
<b>850</b>								
	0.8	07/64-10/72	100G.002	27	843		WP, FAN ALT	AVX10X735 AVX10X800
			100G.000	25			WP, FAN ALT	AVX10X735 AVX10X800
	0.8 Special (GB)	03/68-10/72	100GB.000	35	843		FAN, ⇨MTR-NO 1285045 FAN, MTR-NO 2103166⇨ FAN, MTR-NO 1285046⇨, ⇨MTR-NO 2103165 ALT	AVX10X700 AVX10X700 AVX10X725 AVX10X788
<b>850 Coupe Sport</b>								
		02/68-10/72	100GL.040	38	903		FAN ALT	AVX10X725 AVX10X750
<b>850 Spider</b>								
	0.8	10/65-10/68		36	843		FAN ALT	AVX10X725 AVX10X750
	Sport	03/68-12/72	100GL.040	38	903		FAN, ⇨MTR-NO 1285045 FAN, MTR-NO 2103166⇨ FAN, MTR-NO 1285046⇨, ⇨MTR-NO 2103165 ALT	AVX10X700 AVX10X700 AVX10X725 AVX10X788
<b>ARGENTA (132A)</b>								
	1600	04/81-12/85	132D.000	72	1585		AC, 2X ALT	AVX10X1075 AVX10X838
						<b>CT598</b> <b>CT651</b> <b>CT667</b>	CA, 01/1984⇨ CA, ⇨12/1983 CA, (PS)	
	2000	06/78-12/85	132C2.000, 132D1.000	83	1995		ALT AC	AVX10X1085 AVX10X750
						<b>CT652</b> <b>CT652K1</b> <b>CT667</b>	CA CA PS	
	2000 i.e.	06/81-07/86	132C3.000	90	1995		ALT AC	AVX10X1085 AVX10X750
						<b>CT652</b> <b>CT652K1</b> <b>CT667</b>	CA CA PS	
	2500 Diesel	06/81-11/85	8144.61	53	2445		ALT, (AC) ALT	AVX10X900 AVX10X913
						<b>CT731</b> <b>CT731K1</b>	CA CA	
	2500 Turbodiesel	07/83-08/85	8144.61.500.81	66	2445		ALT	AVX10X900
						<b>CT731</b> <b>CT731K1</b>	CA CA	
<b>BARCETTA (183)</b>								
	1.8 16V	04/95-05/05	183A1.000, 188A6.000	96	1747		ALT, PS, (-AC), OE-NO 60676137 ALT, PS, (-AC), OE-NO 6066949 ALT, PS, (AC), OE-NO 73501580 ALT, PS, (AC), OE-NO 60674147 ALT, PS, (AC), OE-NO 60667257 ALT, PS, (AC), OE-NO 71739915 CA, MTR-CODE: 183A1000 CA, MTR-CODE: 183A1000 CA, MTR-CODE: 183A1000 CA, MTR-CODE: 188A6000 CA, MTR-CODE: 188A6000	6PK1033 6PK1045 6PK1760 6PK1795 6PK1815 6PK1845
						<b>CT877</b> <b>CT877K2</b> <b>CT877WP2</b> <b>CT947</b> <b>CT947K2</b>		





## FIAT

### BRAVA (182)

↔ 1.2 16V 80

	12/98-10/00	182B2.000	60	1242		ALT, (-PS), (-AC) AC ALT, (-PS), (AC) ALT, (PS), (AC) CA CA CA	4PK673 4PK698 4PK841 5PK1585
	10/00-10/01	188A5.000	59		CT1049 CT1049K1 CT1049WP1	PS ALT, (-AC) ALT, (AC) CA CA CA	3PK915 4PK673 5PK1585
1.4 (182.BG)	10/95-10/01	182A5.000	55	1370		ALT, (-PS), (-AC) ALT, (PS), (-AC) ALT, (PS), (AC) CA CA	4PK750 6PK1045 6PK1845
					CT878 CT878K1		
1.4 12 V (182.BA)	10/95-08/98	182A3.000	59	1370		ALT, (-PS), (-AC), OE-NO 71718718 ALT, (-PS), (-AC), OE-NO 46474060 ALT, (PS), (-AC) ALT, (PS), (AC) CA CA	4PK673 4PK750 6PK1045 6PK1845
					CT878 CT878K1		
1.6 16V (182.BB)	02/96-10/01	182A4.000	76	1581		PS AC ALT CA CA	3PK670 4PK962 5PK940
					CT879 CT879K1		
1.6 16V (182.BH)	10/95-10/01	182A6.000	66	1581		PS AC, ⇨MTR-NO 9478517 AC, MTR-NO 9478518⇨ ALT CA CA	3PK670 4PK954 4PK962 5PK940
					CT879 CT879K1		
1.8 GT 16V (182.BC)	10/95-10/01	182A2.000	83	1747		ALT, PS, (-AC) ALT, (AC) CA CA CA	6PK1045 6PK1845
					CT877 CT877K2 CT877WP2		
1.9 D	10/95-10/01	160A7.000	48	1929		AC ALT ALT, (AC) PS ALT, (Denso), FOR ALT: 100A, OE-NO 46765838, FOR ALT: 105A, OE-NO 46782213, FOR ALT: 120A, OE-NO 46748353 CA CA	5PK940 6PK923 6PK986 AVX10X650 AP9017
					CT617 CT617K1		
1.9 JTD	09/00-10/01	182B9.000	74	1910		ALT, PS, (-AC) ALT, PS, AC ALT, (Denso), FOR ALT: 100A, OE-NO 46765838, FOR ALT: 105A, OE-NO 46782213, FOR ALT: 120A, OE-NO 46748353 ALT, (Magneti-Marelli), FOR ALT: 100A, OE-NO 46544329, 46765838 CA CA CA	6PK1038 6PK1795 AP9017  AP9058 VD1065
					CT968 CT968K2 CT968WP2		
1.9 JTD 105	12/98-10/01	182B4.000	77	1910		ALT, PS, (-AC) ALT, PS, AC, ⇨02/1999, ⇨MTR-NO 1370829 ALT, PS, AC, 03/1999⇨, MTR-NO 1370829⇨ ALT, (Denso), FOR ALT: 100A, OE-NO 46765838, FOR ALT: 120A, OE-NO 46748353 CA CA CA	6PK1038 6PK1780  6PK1795 AP9017  VD1065
					CT968 CT968K2 CT968WP2		
1.9 TD 100 S (182.BF)	03/96-10/01	182A7.000	74	1910		ALT, (-AC) ALT, (AC), ⇨MTR-NO 1865931 ALT, (AC), MTR-NO 1865932⇨ ONLY WITH VD1065	6PK1038 6PK1830 6PK1836 MS29





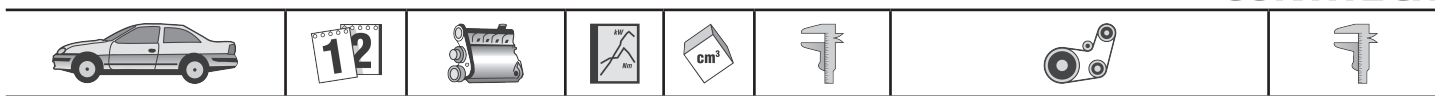

**FIAT**
**FIAT**
**BRAVA (182)**

						ALT, (Denso), FOR ALT: 100A, OE-NO 46765838, FOR ALT: 105A, OE-NO 46782213, FOR ALT: 120A, OE-NO 46748353 ALT, (Magneti Marelli), FOR ALT: 100A, OE-NO 46544329, 46765838	<b>AP9017</b> <b>AP9058</b> <b>VD1065</b>
					<b>CT995</b> <b>CT995K2</b> <b>CT995WP1</b>	CA CA CA	
1.9 TD 75 S (182.BF)	03/96-10/01	182A8.000	55	1910		ALT, (-AC) ALT, (AC), ⇒MTR-NO 1865931 ALT, (AC), MTR-NO 1865932⇒ ONLY WITH VD1065 ALT, (Denso), FOR ALT: 100A, OE-NO 46765838, FOR ALT: 105A, OE-NO 46782213, FOR ALT: 120A, OE-NO 46748353	<b>6PK1038</b> <b>6PK1830</b> <b>6PK1836</b> <b>MS29</b> <b>AP9017</b>  <b>VD1065</b>
					<b>CT995</b> <b>CT995K2</b> <b>CT995WP1</b>	CA CA CA	
2.0	09/98-08/00	182B7.000	113	1998		ALT, (AC), MTR-NO 0517624⇒ ALT, (AC), ⇒MTR-NO 0517623 PS ALT, (-AC)	<b>6DPK1225</b> <b>6DPK1237</b> <b>6PK1138</b> <b>6PK698</b>
					<b>CT880</b> <b>CT880K2</b>	CA CA	

**BRAVO I (182)**

1.2 16V 80	12/98-10/00	182B2.000	60	1242		ALT, (-PS), (-AC) AC ALT, (-PS), (AC) ALT, (PS), (AC)	<b>4PK673</b> <b>4PK698</b> <b>4PK841</b> <b>5PK1585</b>
					<b>CT1049</b> <b>CT1049K1</b> <b>CT1049WP1</b>	CA CA CA	
	10/00-10/01	188A5.000	59			PS ALT, (-AC) ALT, (AC)	<b>3PK915</b> <b>4PK673</b> <b>5PK1585</b>
					<b>CT1049</b> <b>CT1049K1</b> <b>CT1049WP1</b>	CA CA CA	
1.4 (182.AA)	10/95-10/01	182A3.000	59	1370		ALT, (-PS), (-AC) ALT, (PS), (-AC) ALT, (PS), (AC)	<b>4PK750</b> <b>6PK1045</b> <b>6PK1845</b>
					<b>CT878</b> <b>CT878K1</b>	CA CA	
1.4 (182.AG)	10/95-10/01	182A5.000	55	1370		ALT, (-PS), (-AC) ALT, (PS), (-AC) ALT, (PS), (AC)	<b>4PK750</b> <b>6PK1045</b> <b>6PK1845</b>
					<b>CT878</b> <b>CT878K1</b>	CA CA	
1.6	09/00-02/02	182B6.000	76	1596		PS AC ALT	<b>3PK670</b> <b>4PK962</b> <b>5PK940</b>
					<b>CT879</b> <b>CT879K1</b>	CA CA	
1.6 16V (182.AB)	03/96-10/01	182A4.000	76	1581		PS AC ALT	<b>3PK670</b> <b>4PK962</b> <b>5PK940</b>
					<b>CT879</b> <b>CT879K1</b>	CA CA	
1.6 16V (182.AH)	10/95-10/01	182A6.000	66	1581		PS AC, ⇒MTR-NO 9478517 AC, MTR-NO 9478518⇒ ALT	<b>3PK670</b> <b>4PK954</b> <b>4PK962</b> <b>5PK940</b>
					<b>CT879</b> <b>CT879K1</b>	CA CA	
1.8 GT (182.AC)	10/95-10/01	182A2.000	83	1747		ALT, PS, (-AC) ALT, PS, (AC)	<b>6PK1045</b> <b>6PK1845</b>
					<b>CT877</b> <b>CT877K2</b> <b>CT877WP2</b>	CA, WP CA, WP CA, WP	
1.9 D	10/95-10/01	160A7.000	48	1929		AC ALT ALT, (AC) PS ALT, (Denso), FOR ALT: 100A, OE-NO	<b>5PK940</b> <b>6PK923</b> <b>6PK986</b> <b>AVX10X650</b> <b>AP9017</b>





<b>FIAT</b>							
<b>BRAVO I (182)</b>							
						46765838, FOR ALT: 105A, OE-NO 46782213, FOR ALT: 120A, OE-NO 46748353	
					<b>CT617</b> <b>CT617K1</b>	CA CA	
1.9 JTD	09/00-10/01	182B9.000	74	1910		ALT, PS, (-AC) ALT, PS, AC ALT, (Denso), FOR ALT: 100A, OE-NO 46765838, FOR ALT: 105A, OE-NO 46782213, FOR ALT: 120A, OE-NO 46748353 ALT, (Magneti-Marelli), FOR ALT: 100A, OE-NO 46544329, 46765838	<b>6PK1038</b> <b>6PK1795</b> <b>AP9017</b>     <b>AP9058</b>  <b>VD1065</b>
					<b>CT968</b> <b>CT968K2</b> <b>CT968WP2</b>	CA CA CA	
1.9 JTD 105	12/98-10/01	182B4.000	77	1910		ALT, PS, (-AC) ALT, PS, AC, ⇨02/1999, ⇨MTR-NO 1370829 ALT, PS, AC, 03/1999⇨, MTR-NO 1370829⇨ ALT, (Denso), FOR ALT: 100A, OE-NO 46765838, FOR ALT: 120A, OE-NO 46748353	<b>6PK1038</b> <b>6PK1780</b>  <b>6PK1795</b>  <b>AP9017</b>   <b>VD1065</b>
					<b>CT968</b> <b>CT968K2</b> <b>CT968WP2</b>	CA CA CA	
1.9 TD 100 S (182.AF)	03/96-10/01	182A7.000	74	1910		ALT, (-AC) ALT, (AC), ⇨MTR-NO 1865931 ALT, (AC), MTR-NO 1865932⇨ ONLY WITH VD1065 ALT, (Denso), FOR ALT: 100A, OE-NO 46765838, FOR ALT: 105A, OE-NO 46782213, FOR ALT: 120A, OE-NO 46748353 ALT, (Magnet Marelli), FOR ALT: 100A, OE-NO 46544329, 46765838	<b>6PK1038</b> <b>6PK1830</b> <b>6PK1836</b> <b>MS29</b> <b>AP9017</b>     <b>AP9058</b>  <b>VD1065</b>
					<b>CT995</b> <b>CT995K2</b> <b>CT995WP1</b>	CA CA CA	
1.9 TD 75 S (182.AF)	03/96-10/01	182A8.000	55	1910		ALT, (-AC) ALT, (AC), ⇨MTR-NO 1865931 ALT, (AC), MTR-NO 1865932⇨ ONLY WITH VD1065 ALT, (Denso), FOR ALT: 100A, OE-NO 46765838, FOR ALT: 105A, OE-NO 46782213, FOR ALT: 120A, OE-NO 46748353 (AC)	<b>6PK1038</b> <b>6PK1830</b> <b>6PK1836</b> <b>MS29</b> <b>AP9017</b>     <b>VD1065</b>
					<b>CT995</b> <b>CT995K2</b> <b>CT995WP1</b>	CA CA CA	
2.0 HGT 20V (182.AD)	10/95-07/98	182A1.000	108	1998		ALT, (AC), MTR-NO 0517624⇨ ALT, (AC), ⇨MTR-NO 0517623 PS ALT, (-AC)	<b>6DPK1225</b> <b>6DPK1237</b> <b>6PK1138</b> <b>6PK698</b>
					<b>CT880</b> <b>CT880K2</b>	CA CA	
2.0 HGT 20V (182AQ)	07/98-10/01	182B7.000	113	1998		ALT, (AC), MTR-NO 0517624⇨ ALT, (AC), ⇨MTR-NO 0517623 PS ALT, (-AC)	<b>6DPK1225</b> <b>6DPK1237</b> <b>6PK1138</b> <b>6PK698</b>
					<b>CT880</b> <b>CT880K2</b>	CA CA	
<b>BRAVO II (198)</b>							
1.4	04/07-	192B2.000	66	1368		ALT, (-AC) ALT, (AC) ALT, (Denso), FOR ALT: 120A, OE-NO 46809068, FOR ALT: 140A, OE-NO 73501591 ALT, (Denso), FOR ALT: 90A, OE-NO 51727338, 51859058, FOR ALT: 100A, OE-NO 51764265, 51854901, FOR ALT: 120A, OE-NO 51793678, 51854902 (AC)	<b>4PK665</b> <b>5PK1150</b> <b>AP9017</b>     <b>AP9054</b>     <b>VD1065</b>

**FIAT**




**FIAT**

**BRAVO II (198)**

Engine	Year	Code	Cyl	Disp	Part	Notes	Accessories
					CT1049 CT1049K1 CT1049WP1	CA CA CA	
1.4 T-Jet	09/07-	198A4.000	88	1368		ALT, (-AC) ALT, (AC) ALT, (Denso), FOR ALT: 120A, OE-NO 46809068, FOR ALT: 140A, OE-NO 73501591 ALT, (Denso), FOR ALT: 90A, OE-NO 51727338, 51859058, FOR ALT: 100A, OE-NO 51764265, 51854901, FOR ALT: 120A, OE-NO 51793678, 51854902	4PK665 5PK1150 AP9017  AP9054
		198A1.000	110		CT1049 CT1049K1 CT1049WP1	CA CA CA	4PK665 5PK1150 AP9017  AP9054
1.6 D Multijet	11/08-	955A4.000	85	1598		ALT, (-AC) ALT, (AC) ALT, (Denso), FOR ALT: 140A, OE-NO 73501591 ALT, (Denso), FOR ALT: 100A, OE-NO 51764265, 51854901, FOR ALT: 120A, OE-NO 51793678, 51854902	6PK1038 6PK1374 AP9017  AP9054  VD1065
	03/08-	198A3.000	77		CT1155 CT1155K1 CT1155WP1	CA CA CA	6PK1038 6PK1374 AP9017  AP9054  VD1065
		198A2.000	88		CT1155 CT1155K1 CT1155WP1	CA CA CA	6PK1038 6PK1374 AP9017  AP9054  VD1065
		198A6.000	66		CT1155 CT1155K1 CT1155WP1	CA CA CA	6PK1038 6PK1374 AP9017  AP9054  VD1065
1.9 D Multijet	04/07-	192A8.000	88	1910		ALT, (AC), OE-NO 71744462 ALT, (AC), OE-NO 71739512 ALT, (-AC) ALT, (Denso), FOR ALT: 120A, OE-NO 46809068, FOR ALT: 140A, OE-NO 73501591	6PK1256 6PK1270 6PK800 AP9017





## FIAT

### BRAVO II (198)

					ALT, (Denso), FOR ALT: 90A, OE-NO 51727338, 51859058, FOR ALT: 100A, OE-NO 51764265, 51854901, FOR ALT: 120A, OE-NO 51793678, 51854902 (AC) CA CA CA	AP9054  VD1065
	937A5.000	110		CT968 CT968K2 CT968WP2	ALT, AC ALT, (Denso), FOR ALT: 120A, OE-NO 73503235 ALT, (Denso), FOR ALT: 100A, OE-NO 51764265, 51854901, FOR ALT: 120A, OE-NO 51793678, 51854902 (AC) CA CA CA	6PK1360 AP9017  AP9054  VD1065
	04/07-12/08	192B5.000	66		ALT, (AC) ALT, (-AC) ALT, (Denso), FOR ALT: 120A, OE-NO 46809068, FOR ALT: 140A, OE-NO 73501591 ALT, (Denso), FOR ALT: 90A, OE-NO 51757338, 51859058, FOR ALT: 100A, OE-NO 51764265, 51854901, FOR ALT: 120A, OE-NO 51793678, 51854902 CA CA CA	6PK1256 6PK800 AP9017  AP9054  VD1065
	11/06-	192B4.000	85		ALT, (AC) ALT, (-AC) ALT, (Denso), FOR ALT: 120A, OE-NO 46809068 ALT, (Denso), FOR ALT: 90A, OE-NO 51727338, 51859058 CA CA CA	6PK1256 6PK800 AP9017  AP9054  VD1065
2.0 D Multijet	09/08-	844A2.000	120	1956	ALT, (Denso), FOR ALT: 100A, OE-NO 51764265, 51854901, FOR ALT: 120A, OE-NO 51854902 ALT ALT, (Denso), FOR ALT: 100A, OE-NO 51764265, 51854901, FOR ALT: 120A, OE-NO 51854902 ⇒12/2009 CA	AP9054  6PK1400 AP9054  VD1065
		198A5.000	121		CT1105	6PK1400 AP9054  VD1065

### CINQUECENTO (170)

0.7 i (170AD)	07/94-01/98	170A.046	22	704	ALT	AVX10X735
0.9 i.e. S (170AF, 170CF)	07/91-07/99	1170A1.046,	29	899	ALT	AVX10X800
		1170A1.000			AC	AVX13X850
1.1 Sporting (170AH)	10/94-01/98	176B2.000	40	1108	ALT, (AC)	4PK545
					ALT, (-AC)	4PK673
					AC	4PK785
					CA, ⇒MTR-NO 9042883	
					CA, ⇒MTR-NO 9042883	
CA, ⇒MTR-NO 9042883						
					CA, MTR-NO 9042884⇒	
					CA, MTR-NO 9042884⇒	

### COUPE (FA/175)

1.8 16V	03/96-08/00	183A1.000	96	1747	ALT, PS, (-AC)	6PK1045
					ALT, PS, (AC), OE-NO 71739915	6PK1845
					ALT, PS, (AC), OE-NO 60662991	6PK1856
					CA, WP	
					CA, WP, ⇒05/1998	
					CA, WP, 06/1998⇒	
					⇒05/1998, CA, WP	
					06/1998⇒, CA, WP	
2.0 16V	11/93-08/96	836A3.000	102	1995	ALT, WP	5PK1040
					ALT, WP, (AC)	5PK1054
					PS, (AC)	AVX13X750
					AC	AVX13X850
					PS	AVX13X875
					BS	
					CA	



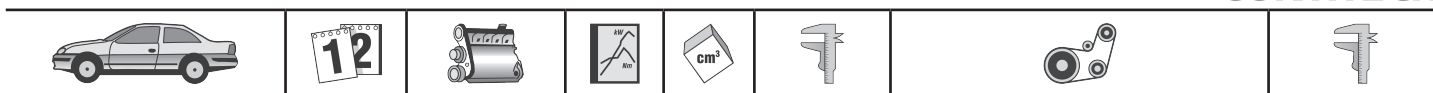

**FIAT**
**COUPE (FA/175)**

2.0 16V Turbo	11/93-08/96	175A1.000	140	1995	CT931K1 CA	ALT, WP ALT, WP, (AC) PS, (AC) AC PS	5PK1040 5PK1054 AVX13X750 AVX13X850 AVX13X875
					CT833 CT931 CT931K1	BS CA CA	
2.0 20V	04/98-08/00	182B3.000	113	1998	CT880 CT880K2	ALT, AC PS ALT, (-AC) CA CA	6DPK1225 6PK1138 6PK698
	08/96-04/98	182A1.000	108		CT880 CT880K2	ALT, (AC), MTR-NO 0517624⇒ ALT, (AC), ⇒MTR-NO 0517623 PS ALT, (-AC) CA CA	6DPK1225 6DPK1237 6PK1138 6PK698
2.0 20V Turbo	08/96-08/00	175A3.000	162	1998	CT880 CT880K2	ALT, (AC), MTR-NO 0517624⇒ ALT, (AC), ⇒MTR-NO 0517623 PS ALT, (-AC) CA CA	6DPK1225 6DPK1237 6PK1138 6PK698

**CROMA (154)**

1600	12/85-12/90	154A.048	61	1585	CT571 CT571K1	ALT PS, (AC) AC CA CA	AVX10X1025 AVX10X775 AVX10X838
1900 Turbo D i.d.	11/92-12/96	154D1.000	69	1929	CT613 CT613K1	CA CA	
1900 Turbo D i.d. (154.LL, 154.PL)	05/89-10/92	154C6.000	66	1929	CT613 CT613K1	ALT ALT, AC PS CA CA	5PK906 5PK962 AVX10X710
2000 16V	08/92-08/96	154E1.000	101	1995	CT833 CT931 CT931K1	ALT PS, (AC) PS, (-AC) AC BS CA CA	5PK1100 AVX13X750 AVX13X850 AVX13X875
2000 CHT	01/91-09/92		74	1995	CT608 CT608K2	CA CA, MTR-CODE: 154C5.000	
2000 CHT (154.AC)	12/85-02/89	154A1.000	66	1995	CT608 CT608K2 CT833	ALT, (AC), RICAMBI-NO 0216251⇒ ALT ALT, (AC), ⇒RICAMBI-NO 0216250 PS, ⇒RICAMBI-NO 0206424 AC, ⇒RICAMBI-NO 0216250 PS, (AC), RICAMBI-NO 0216251⇒ PS, (AC), ⇒RICAMBI-NO 0216250 PS, RICAMBI-NO 0206425⇒ AC, RICAMBI-NO 0216251⇒ CA CA CA BS	4PK1100 AVX10X1090 AVX10X1090 AVX10X825 AVX10X838 AVX13X750 AVX13X775 AVX13X850 AVX13X875
2000 i.e. (154.AD)	03/87-09/92	834B.000, 154C3.000	88	1995	CT608 CT608K2 CT833	ALT ALT, ⇒RICAMBI-NO 0216250, (PS) PS, 1.HYPD, ⇒RICAMBI-NO 0216250, (AC) PS, ⇒RICAMBI-NO 0216250, (AC) PS AC, ⇒RICAMBI-NO 0216250 CA CA CA BS	AVX10X1090 AVX10X1090 AVX10X750  AVX10X775 AVX10X825 AVX10X838
2000 i.e. (154.AM)	03/86-09/90	834B.048	83	1995	CT608 CT608K2 CT833	ALT, (AC), RICAMBI-NO 0216251⇒ ALT ALT, (AC), ⇒RICAMBI-NO 0216250 PS, ⇒RICAMBI-NO 0206424 AC, ⇒RICAMBI-NO 0216250 PS, (AC), RICAMBI-NO 0216251⇒ PS, (AC), 1.HYPD PS, (AC), ⇒RICAMBI-NO 0216250	4PK1100 AVX10X1090 AVX10X1090 AVX10X825 AVX10X838 AVX13X750 AVX13X750 AVX13X775





## FIAT

### CROMA (154)

					<b>CT608</b> <b>CT608K2</b> <b>CT833</b>	PS, RICAMBI-NO 0206425⇒ AC, RICAMBI-NO 0216251⇒ CA CA BS	<b>AVX13X850</b> <b>AVX13X875</b>
2000 i.e. (154.AM, 154.LM)	10/87-08/96	154C3.046, 834B.146	85	1995	<b>CT608</b> <b>CT608K2</b> <b>CT608K3</b> <b>CT833</b>	ALT ALT, ⇒RICAMBI-NO 0216250, (PS) PS, 1.HYPD, ⇒RICAMBI-NO 0216250, (AC) PS, ⇒RICAMBI-NO 0216250, (AC) PS AC, ⇒RICAMBI-NO 0216250 CA CA, ⇒12/1991 CA, 01/1992⇒ BS	<b>AVX10X1090</b> <b>AVX10X1090</b> <b>AVX10X750</b>  <b>AVX10X775</b> <b>AVX10X825</b> <b>AVX10X838</b>
2000 i.e. Turbo	11/86-11/88	834C.146	111	1995	<b>CT608</b> <b>CT608K2</b> <b>CT833</b>	ALT ALT, ⇒RICAMBI-NO 0216250, (PS) PS, 1.HYPD, ⇒RICAMBI-NO 0216250, (AC) PS, ⇒RICAMBI-NO 0216250, (AC) AC, ⇒RICAMBI-NO 0216250 PS CA CA, ⇒12/1991 BS	<b>AVX10X1090</b> <b>AVX10X1090</b> <b>AVX10X750</b>  <b>AVX10X775</b> <b>AVX10X838</b> <b>AVX13X850</b>
2000 i.e. Turbo (154.AM)	12/85-06/90	154A2.000	114	1995	<b>CT608</b> <b>CT608K2</b> <b>CT833</b>	ALT ALT, ⇒RICAMBI-NO 0216250, (PS) PS, 1.HYPD, ⇒RICAMBI-NO 0216250, (AC) PS, ⇒RICAMBI-NO 0216250, (AC) PS AC, ⇒RICAMBI-NO 0216250 CA CA BS	<b>AVX10X1090</b> <b>AVX10X1090</b> <b>AVX10X750</b>  <b>AVX10X775</b> <b>AVX10X825</b> <b>AVX10X838</b>
2000 i.e. Turbo (154.AM, 154.LM)	06/87-08/96	154C4.046, 834C.146	110	1995	<b>CT608</b> <b>CT608K2</b> <b>CT608K3</b> <b>CT833</b>	ALT, 01/1991⇒ ALT ALT, ⇒RICAMBI-NO 0216250, (PS) PS, 1.HYPD, ⇒RICAMBI-NO 0216250, (AC) PS, ⇒RICAMBI-NO 0216250, (AC) AC, ⇒RICAMBI-NO 0216250 PS, (AC), 01/1991⇒ PS, 1.HYPD, 01/1991⇒ PS AC, 01/1991⇒ CA CA, ⇒12/1991 CA, 01/1992⇒ BS	<b>4PK1100</b> <b>AVX10X1090</b> <b>AVX10X1090</b> <b>AVX10X750</b>  <b>AVX10X775</b> <b>AVX10X838</b> <b>AVX13X750</b> <b>AVX13X800</b> <b>AVX13X850</b> <b>AVX13X875</b>
2500 D	12/85-12/89	8144.67	55	2499	<b>CT731</b> <b>CT731K1</b>	ALT HYDP AC, ⇒MTR-NO 752412 WP, ⇒11/1986 AC, MTR-NO 752413⇒ WP, 11/1986⇒ CA CA	<b>AVX10X635</b> <b>AVX10X715</b> <b>AVX10X813</b> <b>AVX10X925</b> <b>AVX13X825</b> <b>AVX13X925</b>
2500 TD (154.AE)	12/85-08/89	8144.91.2000	74	2445	<b>CT703</b>	ALT HYDP AC, ⇒MTR-NO 752412 WP, ⇒11/1986 AC, MTR-NO 752413⇒ WP, 11/1986⇒ CA	<b>AVX10X635</b> <b>AVX10X710</b> <b>AVX10X813</b> <b>AVX10X925</b> <b>AVX13X825</b> <b>AVX13X925</b>
2500 TD (154.LL, 154.PL)	05/89-08/96	8144.97Y, 8144.97, 8144.97.2400	85	2500	<b>CT703</b> <b>CT861</b> <b>CT861K1</b>	ALT HYDP AC, ⇒MTR-NO 752412 AC, ⇒02/1991, MTR-NO 752413⇒ AC, 02/1991⇒ WP CA, ⇒12/1992 CA, 01/1993⇒ CA, MTR-CODE: 8144.97Y, 01/1993⇒	<b>AVX10X635</b> <b>AVX10X710</b> <b>AVX10X813</b> <b>AVX13X825</b> <b>AVX13X825</b> <b>AVX13X925</b>
2500 V6	06/93-08/96	834G.000	119	2492		PS, (-LC) PS, (LC) ALT, (-AC)	<b>4PK770</b> <b>4PK785</b> <b>7PK1175</b>


**FIAT**
**CROMA (154)**

					<b>CT819</b>	ALT, (AC) CA	<b>7PK1240</b>
--	--	--	--	--	--------------	-----------------	----------------

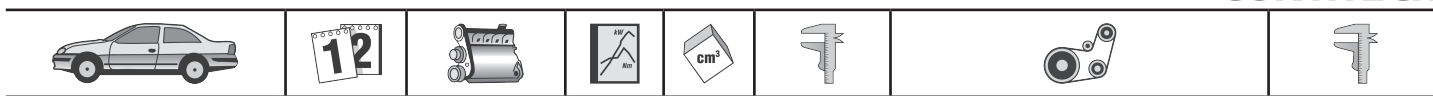
**CROMA (194)**

1.8 16V	12/05-	939A4.000	103	1796	<b>CT1077</b> <b>CT1077K1</b> <b>CT1077WP1</b>	ALT CA CA CA	<b>5PK1546</b>
1.9 D Multijet	12/05-	939A8.000	100	1910		ALT, (Denso), FOR ALT: 120A, OE-NO 71769232, FOR ALT: 140A, OE-NO 71769230	<b>AP9017</b>
						ALT, (Denso), FOR ALT: 100A, OE-NO 51764265, 51854901, FOR ALT: 120A, OE-NO 51793678, 51854902	<b>AP9054</b>
	06/05-	939A1.000	88			ALT, 05/2007⇒ ALT, ⇒05/2007 ALT, (Denso), FOR ALT: 120A, OE-NO 71769232, FOR ALT: 140A, OE-NO 71769230 ALT, (Denso), FOR ALT: 100A, OE-NO 51764265, 51854901, FOR ALT: 120A, OE-NO 51793678, 51854902 ⇒MTR-NO 5452805	<b>6PK1400</b> <b>6PK1413</b> <b>AP9017</b>  <b>AP9054</b>  <b>VD1065</b>
		939A2.000	110			ALT, CH-NO 2073593⇒ ALT, ⇒CH-NO 2073592 ALT, (Denso), FOR ALT: 120A, OE-NO 71769232, FOR ALT: 140A, OE-NO 71769230 ALT, (Denso), FOR ALT: 100A, OE-NO 51764265, 51854901, FOR ALT: 120A, OE-NO 51793678, 51854902	<b>6PK1400</b> <b>6PK1413</b> <b>AP9017</b>  <b>AP9054</b>  <b>VD1065</b>
		939A7.000	85			ALT, 05/2007⇒ ALT, ⇒05/2007 ALT, (Denso), FOR ALT: 120A, OE-NO 71769232, FOR ALT: 140A, OE-NO 71769230 ALT, (Denso), FOR ALT: 100A, OE-NO 51764265, 51854901, FOR ALT: 120A, OE-NO 51793678, 51854902	<b>6PK1400</b> <b>6PK1413</b> <b>AP9017</b>  <b>AP9054</b>  <b>VD1065</b>
					<b>CT1106</b> <b>CT1106K1</b> <b>CT1106WP1</b>	CA CA CA	
2.2 16V	06/05-	194A1.000	108	2198		ALT	<b>5PK1030</b>
2.4 D Multijet	06/05-	939A3.000	147	2387		ALT AC PS, AC	<b>5PK595 ELAST</b> <b>6PK1005</b> <b>6PK1580</b> <b>VD1064</b>
						<b>CT1105</b> <b>CT1105K2</b>	CA CA

**DOBLO (119)**

1.2 (223AXA1A)	03/01-	223A5.000	48	1242		PS ALT, (PS), (-AC) ALT, (-PS), (-AC) ALT, (PS), (AC) AC	<b>3PK915</b> <b>4PK665</b> <b>4PK673</b> <b>4PK698</b> <b>4PK841</b>
						<b>CT1115</b> <b>CT1115K1</b> <b>CT999</b> <b>CT999K1</b> <b>CT999WP1</b>	CA, MTR-CODE: 223 A5.000, MTR-NO 2533529⇒ CA, MTR-NO 2533529⇒, MTR-CODE: 223 A5.000 CA, MTR-CODE: 223 A5.000, ⇒MTR-NO 2533528 CA, MTR-CODE: 223 A5.000, ⇒MTR-NO 2533528 CA, MTR-CODE: 223 A5.000, ⇒MTR-NO 2533528
1.3 D Multijet	10/05-	223A9.000	62	1248		PS PS  ALT, (-AC) ALT, (AC) ALT, (AC), (Valeo), OE-NO 46823547, FOR	<b>4PK1022 ELAST</b> <b>4PK1022 ELAST</b> <b>T1</b>  <b>6PK1180</b> <b>6PK1310</b> <b>AP9035</b>





# FIAT

## DOBLO (119)

						ALT: 90A, OE-NO 46835095, 51784846, FOR ALT: 105A	
1.3 JTD	05/05-	199A2.000	55	1248		PS PS  ALT, (-AC) ALT, (AC) ALT, (Valeo), OE-NO 46823547, 51784845, FOR ALT: 90A, OE-NO 46835095, 51784846, FOR ALT: 105A	4PK1022 ELAST 4PK1022 ELAST T1 6PK1080 6PK1310 AP9035
1.4	10/05-	350A1.000	57	1368	CT1115 CT1115K1	PS, (-AC) ALT, (-AC) ALT, (AC) CA CA	3PK915 4PK665 5PK1145
1.6	09/02-	182B6.000	68	1596	CT879 CT879K1	PS ALT, RUSSIA ALT, RUSSIA  ALT, (AC) ALT, (-AC) CA CA	3PK698 4PK874 ELAST 4PK874 ELAST T1 5PK926 ELAST 5PK940
1.6 16V (223AXD1A)	10/01-	182B6.000	76	1596	CT879 CT879K1	PS ALT, RUSSIA ALT, RUSSIA  ALT, (AC) ALT, (-AC) CA CA	3PK698 4PK874 ELAST 4PK874 ELAST T1 5PK926 ELAST 5PK940
1.6 Natural Power	09/02-	182B6.000	76	1596	CT879 CT879K1	PS ALT, RUSSIA ALT, RUSSIA  ALT, (AC) ALT, (-AC) CA CA	3PK698 4PK874 ELAST 4PK874 ELAST T1 5PK926 ELAST 5PK940
1.9 D (223AXB1A)	03/01-	223A6.000	46	1910	CT995 CT995K2 CT995WP1	ALT, PS ALT, PS, AC ALT, (Denso), FOR ALT: 65A, OE-NO 46782218, FOR ALT: 85A, OE-NO 46763533, FOR ALT: 90A, OE-NO 46774430, FOR ALT: 105A, OE-NO 46782213 (AC) CA CA CA, ⇒01/2004	6PK1054 6PK1815 AP9017      VD1065
1.9 D Multijet	10/05-	186A9.000	88	1910	CT968 CT968K2	ALT, (-AC) ALT, (AC) ALT, (Denso), FOR ALT: 90A, OE-NO 46774430, FOR ALT: 105A, OE-NO 46782213, FOR ALT: 120A, OE-NO 46809068  CA CA	6PK1054 6PK1815 AP9017     VD1065
1.9 JTD	07/03-	223A7.000, 223B1.000	77	1910	CT968 CT968K2	ALT, PS ALT, PS, AC ALT, (Denso), FOR ALT: 90A, OE-NO 46774430, FOR ALT: 105A, OE-NO 46782213 MTR-CODE: 223 A7.000 CA CA	6PK1054 6PK1815 AP9017    VD1065
1.9 JTD (223AXE1A)	10/01-	182B9.000, 223B2.000	74	1910	CT968 CT968K2 CT968WP2	ALT, PS, (-AC) ALT, PS, AC ALT, (Denso), FOR ALT: 90A, OE-NO 46774430, FOR ALT: 105A, OE-NO 46782213 ALT, (Magneti Marelli), FOR ALT: 100A, OE- NO 64544329, 46765838 MTR-CODE: 182 B9.000 CA CA CA, 05/2003⇒	6PK1054 6PK1815 AP9017    AP9058 VD1065

**FIAT**





FIAT

**FIAT**

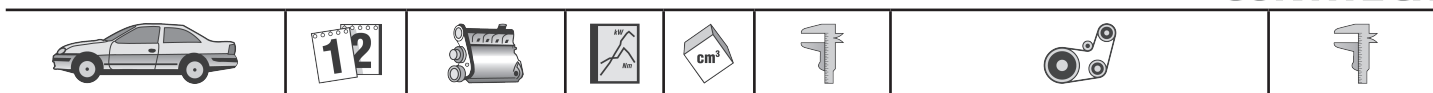
**DOBLO (263)**

↔ 1.6 D Multijet	02/10-	263A4.000	66	1598		ALT, (-AC) ALT, (AC) ALT, (Denso), FOR ALT: 100A, OE-NO 51854901, FOR ALT: 120A, OE-NO 51854902	6PK1370 6PK1710 AP9054  VD1065
		198A3.000	77		CT1155 CT1155K1 CT1155WP1	CA CA CA	
						ALT, (-AC) ALT, (AC) ALT, (Denso), FOR ALT: 100A, OE-NO 51854901, FOR ALT: 120A, OE-NO 51854902	6PK1370 6PK1710 AP9054  VD1065
						CA CA CA	
2.0 D Multijet	02/10-	263A1.000	99	1956		ALT, (-AC) ALT, (AC) ALT, (Denso), FOR ALT: 100A, OE-NO 51854901, FOR ALT: 120A, OE-NO 51854902	6PK1370 6PK1705 AP9054  VD1065
					CT1105	CA	

**DOBLO Cargo (223)**

↔ 1.2 (223XA1A)	03/01-	223A5.000	48	1242		PS ALT, (PS), (-AC) ALT, (-PS), (-AC) ALT, (PS), (AC) AC	3PK915 4PK665 4PK673 4PK698 4PK841
					CT1115 CT1115K1 CT999 CT999K1 CT999WP1	CA, MTR-CODE: 223 A5.000, MTR-NO 2533529⇒ CA, MTR-NO 2533529⇒, MTR-CODE: 223 A5.000 CA, MTR-CODE: 223 A5.000, ⇒MTR-NO 2533528 CA, MTR-CODE: 223 A5.000, ⇒MTR-NO 2533528 CA, MTR-CODE: 223 A5.000, ⇒MTR-NO 2533528	
1.3 D Multijet	10/05-	199A2.000	55	1248		PS PS  ALT, (-AC) ALT, (AC) ALT, (AC), (Valeo), OE-NO 46823547, 51784845, FOR ALT: 90A, OE-NO 51784846, 46835095, FOR ALT: 105A	4PK1022 ELAST 4PK1022 ELAST T1 6PK1180 6PK1310 AP9035
1.3 JTD 16V	05/04-	188A9.000	51	1248		PS PS  ALT, (-AC) ALT, (AC) ALT, (AC), (Valeo), OE-NO 46823547, 51784845, FOR ALT: 90A, OE-NO 51784846, 46835095, FOR ALT: 105A	4PK1022 ELAST 4PK1022 ELAST T1 6PK1180 6PK1310 AP9035
1.3 JTD 16V Multijet	08/06-	223A9.000	62	1248		ALT, (Valeo), FOR ALT: 90A, OE-NO 46823547, 51784845, FOR ALT: 105A, OE- NO 46835095, 51784846	AP9035
1.4	10/05-	350A1.000	57	1368		PS, (-AC) ALT, (-AC) ALT, (AC)	3PK915 4PK665 5PK1145
					CT1115 CT1115K1	CA CA	
1.6 16V (223ZXD1A)	10/01-	182B6.000	76	1596		PS ALT, RUSSIA ALT, RUSSIA  ALT, (AC) ALT, (-AC)	3PK698 4PK874 ELAST 4PK874 ELAST T1 5PK926 ELAST 5PK940
					CT879 CT879K1	CA CA	
1.6 Natural Power	09/02-	182B6.000	76	1596		PS ALT, RUSSIA ALT, RUSSIA  ALT, (AC)	3PK698 4PK874 ELAST 4PK874 ELAST T1 5PK926 ELAST





## FIAT

DOBLO Cargo (223)							
					CT879 CT879K1	ALT, (-AC) CA CA	5PK940
1.9 D (223ZXB1A)	03/01-	223A6.000	46	1910		ALT, PS ALT, PS, AC ALT, (Denso), FOR ALT: 65A, OE-NO 46782218, FOR ALT: 85A, OE-NO 46763533, FOR ALT: 90A, OE-NO 46774430, FOR ALT: 105A, OE-NO 46782213 (AC)	6PK1054 6PK1815 AP9017  VD1065
					CT995 CT995K2 CT995WP1	CA CA CA, ⇒01/2004	
1.9 JTD	07/03-	223A7.000, 223B1.000	77	1910		ALT, PS ALT, PS, AC ALT, (Denso), FOR ALT: 90A, OE-NO 46774430, FOR ALT: 105A, OE-NO 46782213 05/2005⇒	6PK1054 6PK1815 AP9017  VD1065
					CT968 CT968K2	CA CA	
1.9 JTD (223ZXE1A)	10/01-	182B9.000	74	1910		ALT, PS, (-AC) ALT, PS, AC ALT, (Denso), FOR ALT: 90A, OE-NO 46774430, FOR ALT: 105A, OE-NO 46782213 ALT, (Magneti Marelli), FOR ALT: 100A, OE-NO 46544329, 46765838	6PK1054 6PK1815 AP9017  AP9058 VD1065
					CT968 CT968K2	CA CA	
1.9 JTD Multijet	12/06-	186A9.000	88	1910		ALT, (Denso), FOR ALT: 90A, OE-NO 46774430, FOR ALT: 105A, OE-NO 46782213, FOR ALT: 120A, OE-NO 46809068	AP9017
DOBLO Cargo (263)							
1.6 D Multijet	02/10-	198A3.000	77	1598		ALT, (-AC) ALT, (AC) ALT, (Denso), FOR ALT: 100A, OE-NO 51854901, FOR ALT: 120A, OE-NO 51854902	6PK1370 6PK1710 AP9054  VD1065
					CT1155 CT1155K1 CT1155WP1	CA CA CA	
		263A3.000	74			ALT, (-AC) ALT, (AC) ALT, (Denso), FOR ALT: 100A, OE-NO 51854901, FOR ALT: 120A, OE-NO 51854902	6PK1370 6PK1710 AP9054  VD1065
					CT1155 CT1155K1 CT1155WP1	CA CA CA	
		263A4.000	66			ALT, (-AC) ALT, (AC) ALT, (Denso), FOR ALT: 100A, OE-NO 51854901, FOR ALT: 120A, OE-NO 51854902	6PK1370 6PK1710 AP9054  VD1065
					CT1155 CT1155K1 CT1155WP1	CA CA CA	
2.0 D Multijet	02/10-	263A1.000	99	1956		ALT, (-AC) ALT, (AC) ALT, (Denso), FOR ALT: 100A, OE-NO 51854901, FOR ALT: 120A, OE-NO 51854902	6PK1370 6PK1705 AP9054  VD1065
					CT1105	CA	
DOBLO Cargo Pritsche/Fahrgestell (263)							
1.6 D Multijet	02/11-	263A3.000	74	1598		ALT, (-AC) ALT, (AC) ALT, (Denso), FOR ALT: 100A, OE-NO 51854901, FOR ALT: 120A, OE-NO 51854902	6PK1370 6PK1710 AP9054  VD1065




**FIAT**
**DOBLO Cargo Pritsche/Fahrgestell (263)**

	02/10-	263A4.000	66		CT1155	CA	
					CT1155K1	CA	
					CT1155WP1	CA	
						ALT, (-AC)	6PK1370
						ALT, (AC)	6PK1710
						ALT, (Denso), FOR ALT: 100A, OE-NO	AP9054
						51854901, FOR ALT: 120A, OE-NO	
						51854902	VD1065
					CT1155	CA	
					CT1155K1	CA	
					CT1155WP1	CA	
		198A3.000	77			ALT, (-AC)	6PK1370
						ALT, (AC)	6PK1710
						ALT, (Denso), FOR ALT: 100A, OE-NO	AP9054
						51854901, FOR ALT: 120A, OE-NO	
						51854902	VD1065
					CT1155	CA	
					CT1155K1	CA	
					CT1155WP1	CA	
2.0 D Multijet	02/10-	263A1.000	99	1956		ALT, (Denso), FOR ALT: 120A, OE-NO	AP9054
						51854902	

**DUCATO Bus (230)**

1.9 D	04/98-04/02	D9B, DJY, D9B (XUD9A)	50	1905		PS	4PK755
						ALT, AC	6PK1153
						ALT	6PK730
						ONLY WITH VD1086	MS01
						(-PS)	VD1086
					CT1061	CA	
					CT1061K2	CA	
1.9 D Combinato	06/95-04/02	230A2.000	51	1929		AC	5PK1040
						ALT	5PK940
						PS	AVX10X700
					CT619	CA	
					CT619K1	CA	
1.9 TD	04/98-04/02	DHX (XUD9T F/L)	66	1905		PS	4PK755
						ALT, AC	6PK1153
						ALT	6PK730
						ONLY WITH VD1086	MS01
						(-PS)	VD1086
					CT1061	CA	
					CT1061K2	CA	
1.9 TD Combinato	08/94-04/02	230A4.000	59	1929		AC	5PK1040
						ALT	5PK925
						ALT, (PS)	5PK962
						ALT, (PS), (AC)	6PK962
						PS	AVX10X700
					CT619	CA	
					CT619K1	CA	
1.9 TD Panorama/Combinato	03/94-04/02	230A3.000	60	1929		AC	5PK1040
						ALT	5PK925
						ALT, (PS)	5PK962
						ALT, (PS), (AC)	6PK962
						PS	AVX10X700
					CT619	CA	
					CT619K1	CA	
2.0 4x4	11/94-11/01	RFW	80	1998		PS	4PK755
						ALT, (AC)	6PK1105
						ALT, (-AC)	6PK698
					CT865	CA	
					CT865K1	CA	
2.0 JTD	10/01-04/02	RHV (DW10)	62	1997		PS, (AC)	4PK755
						ALT, AC	6PK1180
						ALT, PS, (-AC)	6PK1468
						ALT, PS, (-AC)	6PK1468D1
						ONLY WITH VD1080	MS02
						ALT, (Valeo), FOR ALT: 90A, OE-NO	AP9013
						9649611280, FOR ALT: 150A, OE-NO	
						9646321780	
						ALT, (Bosch), FOR ALT: 150A, OE-NO	AP9023
						9646321880	
						ALT, (Valeo), FOR ALT: 150A, OE-NO	AP9038
						9610878780, 9636060780	
						(-AC)	VD1080
					CT987	CA	
					CT987K1	CA	
					CT987WP1	CA	



<b>FIAT</b>							
<b>DUCATO Bus (230)</b>							
↔ 2.0 Panorama/Combinato	03/94-04/02	RFW	80	1998	CT865 CT865K1	PS ALT, (AC) ALT, (-AC) CA CA	4PK755 6PK1105 6PK698
2.5 D Combinato	08/94-04/02	8140.67	62	2500	CT1038 CT1038K1	AC, ⇒MTR-NO 2669394 AC, MTR-NO 2669395⇒ ALT VACP CA CA	5PK1090 5PK1100 6PK900 AVX10X600
2.5 TD	06/94-08/98	8140.47	80	2499	CT989 CT989K1	AC, (FWD) AC, ⇒MTR-NO 2669394, (4WD) AC, MTR-NO 2669395⇒, (4WD) ALT CA CA	5PK1054 5PK1090 5PK1100 6PK900
2.5 TD 4x4	11/94-04/98	8140.47	80	2499	CT989 CT989K1	AC, (FWD) AC, ⇒MTR-NO 2669394, (4WD) AC, MTR-NO 2669395⇒, (4WD) ALT CA CA	5PK1054 5PK1090 5PK1100 6PK900
	06/94-09/01		85		CT989 CT989K1	AC, (FWD) AC, ⇒MTR-NO 2669394, (4WD) AC, MTR-NO 2669395⇒, (4WD) ALT CA CA	5PK1054 5PK1090 5PK1100 6PK900
2.5 TDI 4x4	04/97-04/02	8140.47	85	2500	CT989 CT989K1	AC, (FWD) AC, ⇒MTR-NO 2669394, (4WD) AC, MTR-NO 2669395⇒, (4WD) ALT CA CA	5PK1054 5PK1090 5PK1100 6PK900
2.5 TDI Panorama/Combinato	03/94-04/02	8140.47	85	2500	CT989 CT989K1	AC, ⇒MTR-NO 2669394 AC, MTR-NO 2669395⇒ ALT CA CA	5PK1090 5PK1100 6PK900
	07/94-04/02	8140.47R	80		CT989 CT989K1	AC, ⇒MTR-NO 2669394 AC, MTR-NO 2669395⇒ ALT CA CA	5PK1090 5PK1100 6PK900
2.8 D	02/98-04/02	8140.63	64	2800	CT989 CT989K1	AC ALT, ⇒12/1999, ⇒MTR-NO 2976897 ALT, 01/2000⇒, MTR-NO 2976898⇒ PS ONLY WITH VD1062 (-AC) CA CA	5PK1100 6PK915 6PK948 AVX10X700 MS27 VD1062
2.8 JTD	11/00-04/02	8140.43S	94	2798	CT1038 CT1038K1	AC ALT, WP, (Thermo Starter) ALT, WP ALT, WP ONLY WITH VD1062 (-AC) CA CA	5PK1100 6PK948 6PK995 6PK995D1 MS27 VD1062
2.8 JTD 4x4	11/00-04/02	8140.43S	94	2798	CT1038 CT1038K1	AC ALT, WP, (Thermo Starter) ALT, WP ALT, WP ONLY WITH VD1062 (-AC) CA CA	5PK1100 6PK948 6PK995 6PK995D1 MS27 VD1062
2.8 TDI	10/97-04/02	8140.43	90	2800	CT1034 CT1034K1	AC ALT, WP, ⇒MTR-NO 2976897, ⇒12/1999 ALT, WP, MTR-NO 2976898⇒, 01/2000⇒ PS CA CA	5PK1100 6PK915 6PK948 AVX10X700
2.8 TDI 4x4	07/99-04/02	8140.43	90	2800		AC ALT, WP, ⇒MTR-NO 2976897, ⇒12/1999 ALT, WP, MTR-NO 2976898⇒, 01/2000⇒	5PK1100 6PK915 6PK948


**FIAT**


**FIAT**
**DUCATO Bus (230)**

					CT1034 CT1034K1	PS CA CA	AVX10X700
--	--	--	--	--	--------------------	----------------	-----------

**DUCATO Bus (244, Z\_)**

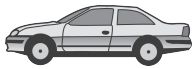
2.0	04/02-	RFL	81	1998	CT865 CT865K1	ALT, AC ALT CA CA	6PK1090 6PK698
2.0 Bipower	11/02-	RFL	81	1998	CT865 CT865K1	ALT, AC ALT CA CA	6PK1090 6PK698
2.0 JTD	04/02-	RHV (DW10)	62	1997	CT987 CT987K1 CT987WP1	PS, (AC) ALT, AC ALT, PS, (-AC) ALT, PS, (-AC) ONLY WITH VD1080 ALT, (Valeo), OE-NO 9649611280, FOR ALT: 90A, OE-NO 9646321780, FOR ALT: 150A ALT, (Bosch), FOR ALT: 150A, OE-NO 9646321880 ALT, (Valeo), FOR ALT: 150A, OE-NO 9645907580 (-AC) CA CA CA	4PK755 6PK1180 6PK1468 6PK1468D1 MS02 AP9013  AP9023 AP9038 VD1080
2.3 JTD	04/02-	F1AE0481C	81	2286	CT1148 CT1148K1	AC, MTR-NO 0113089⇒ AC, ⇒MTR-NO 0113089 ALT ALT, (Valeo), OE-NO 9610787780, 9645907580, FOR ALT: 150A CA CA	4PK903 ELAST 4PK985 7PK1076 AP9038
	12/09-	F1AE0481T	93	2287		ALT, (Valeo), OE-NO 9610787780, 9645907580, FOR ALT: 150A	AP9038
2.8 JTD	04/02-	8140.43S	94	2798	CT1038 CT1038K1	AC ALT, (MANL) ALT, (AUTOM) ALT, (AUTOM) ONLY WITH VD1062 (-AC) CA CA	5PK1100 6PK948 6PK995 6PK995D1 MS27 VD1062
	04/04-07/06	8140.43N	107	2799	CT1038 CT1038K1	AC ALT, WP, (Thermo Starter) ALT, WP CA CA	5PK1100 6PK948 6PK995
2.8 JTD 4x4	07/02-	8140.43S	94	2798	CT1038 CT1038K1	AC ALT, (MANL) ALT, (AUTOM) ALT, (AUTOM) ONLY WITH VD1062 (-AC) CA CA	5PK1100 6PK948 6PK995 6PK995D1 MS27 VD1062
<b>DUCATO Bus (250)</b>							
100 Multijet 2,2 D	07/06-	4HV	74	2198		PS PS, (AC)  ALT, (AC) ALT, (-AC) ALT, PS, (-AC), 2 BELTS  ALT, (Bosch), FOR ALT: 150A, OE-NO 9646321880 ALT, (Bosch), OE-NO 9659918080, FOR ALT: 150A, ALT-No: 0 121 615 002	4PK922 ELAST 4PK922 ELAST T1 6PK1670 6PK873 ELAST 6PK873 ELAST T1 AP9023 AP9048
110 Multijet 2,3 D	10/11-	F1AE3481G	83	2287	CT1148 CT1148K1	AC ALT CA CA	4PK903 ELAST 7PK1076
115 Multijet 2,0 D	06/11-	250A1.000	85	1956		ALT, (Denso), FOR ALT: 100A, OE-NO 51854901, FOR ALT: 120A, OE-NO 51854902	AP9054
120 Multijet 2,3 D	07/06-	F1AE0481D	88	2287		AC	4PK903 ELAST





## FIAT

DUCATO Bus (250)							
					CT1148 CT1148K1	ALT CA CA	7PK1076
130 Multijet 2,3 D	01/07-	F1AE3481D	96	2287		AC ALT CA CA	4PK903 ELAST 7PK1076
					CT1148 CT1148K1	AC ALT CA CA	
140 Natural Power	04/09-	F1CE0441A	100	2999		AC ALT CA CA	4PK1102 ELAST 6PK1165
150 Multijet 2,3 D	06/11-	F1AE3481E	109	2287		AC ALT CA CA	4PK903 ELAST 7PK1076
					CT1148 CT1148K1	AC ALT CA CA	
150 Multijet 3,0 D	04/10-	F1CE3481N	107	2999		AC ALT CA CA	4PK1102 ELAST 6PK1165
160 Multijet 3,0 D	07/06-	F1CE0481D, F1CE3481M	116	2999		AC ALT CA CA	4PK1102 ELAST 6PK1165
3.0 D Multijet	06/11-	F1CE3481E	130	2999		AC ALT CA CA	4PK1102 ELAST 6PK1165
DUCATO Kasten (230L)							
1.9 D	04/98-04/02	DJY	50	1905		PS ALT, AC ALT ONLY WITH VD1086 (-PS) CA CA	4PK755 6PK1153 6PK730 MS01 VD1086
					CT1061 CT1061K2	CA CA	
	03/94-04/02	230A2.000	51	1929		AC ALT PS CA CA	5PK1040 5PK940 AVX10X700
					CT619 CT619K1	CA CA	
1.9 TD	04/98-04/02	DHX (XUD9T F/L)	66	1905		PS ALT, AC ALT ONLY WITH VD1086 (-PS) CA CA	4PK755 6PK1153 6PK730 MS01 VD1086
					CT1061 CT1061K2	CA CA	
	03/94-04/02	230A3.000	60	1929		AC ALT ALT, (PS) ALT, (PS), (AC) PS CA CA	5PK1040 5PK925 5PK962 6PK962 AVX10X700
					CT619 CT619K1	CA CA	
1.9 TD CAT	08/94-04/02	230A4.000	59	1929		AC ALT ALT, (PS) ALT, (PS), (AC) PS CA CA	5PK1040 5PK925 5PK962 6PK962 AVX10X700
					CT619 CT619K1	CA CA	
2.0	03/94-04/02	RFW	80	1998		PS ALT, (AC) ALT, (-AC) CA CA	4PK755 6PK1105 6PK698
					CT865 CT865K1	CA CA	
2.0 4x4	11/94-11/01	RFW	80	1998		PS ALT, (AC) ALT, (-AC) CA CA	4PK755 6PK1105 6PK698
					CT865 CT865K1	CA CA	
2.0 JTD	10/01-04/02	RHV (DW10)	62	1997		PS, (AC) ALT, AC ALT, PS, (-AC) ALT, PS, (-AC) ONLY WITH VD1080 ALT, (Valeo), FOR ALT: 90A, OE-NO 9649611280, FOR ALT: 150A, OE-NO 9646321780 ALT, (Bosch), FOR ALT: 150A, OE-NO 9646321880 ALT, (Valeo), FOR ALT: 150A, OE-NO 9610878780, 9636060780 (-AC) CA CA	4PK755 6PK1180 6PK1468 6PK1468D1 MS02 AP9013  AP9023 AP9038 VD1080
					CT987 CT987K1	CA CA	


**FIAT**
**DUCATO Kasten (230L)**

↩					<b>CT987WP1</b>	CA	
2.5 D	03/94-04/02	8140.67	62	2500		AC, ⇒MTR-NO 2669394 AC, MTR-NO 2669395⇒ ALT VACP	<b>5PK1090</b> <b>5PK1100</b> <b>6PK900</b> <b>AVX10X600</b>
					<b>CT1038</b> <b>CT1038K1</b>	CA CA	
2.5 TD	06/94-08/98	8140.47	80	2499		AC, (FWD) AC, ⇒MTR-NO 2669394, (4WD) AC, MTR-NO 2669395⇒, (4WD) ALT	<b>5PK1054</b> <b>5PK1090</b> <b>5PK1100</b> <b>6PK900</b>
					<b>CT989</b> <b>CT989K1</b>	CA CA	
2.5 TD 4x4	11/94-04/98	8140.47	80	2499		AC, (FWD) AC, ⇒MTR-NO 2669394, (4WD) AC, MTR-NO 2669395⇒, (4WD) ALT	<b>5PK1054</b> <b>5PK1090</b> <b>5PK1100</b> <b>6PK900</b>
					<b>CT989</b> <b>CT989K1</b>	CA CA	
			85			AC, (FWD) AC, ⇒MTR-NO 2669394, (4WD) AC, MTR-NO 2669395⇒, (4WD) ALT	<b>5PK1054</b> <b>5PK1090</b> <b>5PK1100</b> <b>6PK900</b>
					<b>CT989</b> <b>CT989K1</b>	CA CA	
2.5 TDI	03/94-04/02	8140.47R	80	2500		AC, ⇒MTR-NO 2669394 AC, MTR-NO 2669395⇒ ALT	<b>5PK1090</b> <b>5PK1100</b> <b>6PK900</b>
					<b>CT989</b> <b>CT989K1</b>	CA CA	
2.5 TDI 4x4	05/98-04/02	8140.47	85	2500		AC, (FWD) AC, ⇒MTR-NO 2669394, (4WD) AC, MTR-NO 2669395⇒, (4WD) ALT	<b>5PK1054</b> <b>5PK1090</b> <b>5PK1100</b> <b>6PK900</b>
					<b>CT989</b> <b>CT989K1</b>	CA CA	
2.5 TDI Maxi	03/94-04/02	8140.47	85	2500		AC, (FWD) AC, ⇒MTR-NO 2669394, (4WD) AC, MTR-NO 2669395⇒, (4WD) ALT	<b>5PK1054</b> <b>5PK1090</b> <b>5PK1100</b> <b>6PK900</b>
					<b>CT989</b> <b>CT989K1</b>	CA CA	
2.8 D	05/98-04/02	8140.63	64	2800		AC ALT, ⇒12/1999, ⇒MTR-NO 2976897 ALT, 01/2000⇒, MTR-NO 2976898⇒ PS ONLY WITH VD1062 (-AC)	<b>5PK1100</b> <b>6PK915</b> <b>6PK948</b> <b>AVX10X700</b> <b>MS27</b> <b>VD1062</b>
					<b>CT989</b> <b>CT989K1</b>	CA CA	
2.8 D 4x4	08/98-04/02	8140.63	64	2800		AC ALT, ⇒12/1999, ⇒MTR-NO 2976897 ALT, 01/2000⇒, MTR-NO 2976898⇒ PS ONLY WITH VD1062 (-AC)	<b>5PK1100</b> <b>6PK915</b> <b>6PK948</b> <b>AVX10X700</b> <b>MS27</b> <b>VD1062</b>
					<b>CT989</b> <b>CT989K1</b>	CA CA	
2.8 JTD	11/00-04/02	8140.43S	94	2798		AC ALT, WP, (Thermo Starter) ALT, WP ALT, WP ONLY WITH VD1062 (-AC)	<b>5PK1100</b> <b>6PK948</b> <b>6PK995</b> <b>6PK995D1</b> <b>MS27</b> <b>VD1062</b>
					<b>CT1038</b> <b>CT1038K1</b>	CA CA	
2.8 JTD 4x4	11/00-04/02	8140.43S	94	2798		AC ALT, WP, (Thermo Starter) ALT, WP ALT, WP ONLY WITH VD1062 (-AC)	<b>5PK1100</b> <b>6PK948</b> <b>6PK995</b> <b>6PK995D1</b> <b>MS27</b> <b>VD1062</b>
					<b>CT1038</b> <b>CT1038K1</b>	CA CA	
2.8 TDI	10/97-04/02	8140.43	90	2800		AC ALT, WP, ⇒MTR-NO 2976897, ⇒12/1999 ALT, WP, MTR-NO 2976898⇒, 01/2000⇒ PS	<b>5PK1100</b> <b>6PK915</b> <b>6PK948</b> <b>AVX10X700</b>





<b>FIAT</b>							
<b>DUCATO Kasten (230L)</b>							
2.8 TDI 4x4	06/99-04/02	8140.43	90	2800	CT1034 CT1034K1	CA CA AC ALT, WP, ⇒MTR-NO 2976897, ⇒12/1999 ALT, WP, MTR-NO 2976898⇒, 01/2000⇒ PS	5PK1100 6PK915 6PK948 AVX10X700
					CT1034 CT1034K1	CA CA	
<b>DUCATO Kasten (244)</b>							
2.0	04/02-	RFL	81	1998		ALT, AC ALT	6PK1090 6PK698
					CT865 CT865K1	CA CA	
2.0 JTD	04/02-	RHV (DW10)	62	1997		PS, (AC) ALT, AC ALT, PS, (-AC) ALT, PS, (-AC) ONLY WITH VD1080 ALT, (Valeo), OE-NO 9649611280, FOR ALT: 90A, OE-NO 9646321780, FOR ALT: 150A ALT, (Bosch), FOR ALT: 150A, OE-NO 9646321880 ALT, (Valeo), FOR ALT: 150A, OE-NO 9645907580 (-AC)	4PK755 6PK1180 6PK1468 6PK1468D1 MS02 AP9013  AP9023  AP9038  VD1080
					CT987 CT987K1 CT987WP1	CA CA CA	
2.3 JTD	04/02-	F1AE0481C	81	2286		AC, MTR-NO 0113089⇒ AC, ⇒MTR-NO 0113089 ALT ALT, (Valeo), OE-NO 9610787780, 9645907580, FOR ALT: 150A	4PK903 ELAST 4PK985 7PK1076 AP9038
					CT1148 CT1148K1	CA CA	
2.8 JTD	04/02-	8140.43S	94	2798		AC ALT, (MANL) ALT, (AUTOM) ALT, (AUTOM) ONLY WITH VD1062 (-AC)	5PK1100 6PK948 6PK995 6PK995D1 MS27 VD1062
					CT1038 CT1038K1	CA CA	
2.8 JTD 4x4	07/02-	8140.43S	94	2798		AC ALT, (MANL) ALT, (AUTOM) ALT, (AUTOM) ONLY WITH VD1062 (-AC)	5PK1100 6PK948 6PK995 6PK995D1 MS27 VD1062
					CT1038 CT1038K1	CA CA	
2.8 JTD Power	05/04-	8140.43N	107	2800		AC ALT, WP, (Thermo Starter) ALT, WP	5PK1100 6PK948 6PK995
					CT1038 CT1038K1	CA CA	
<b>DUCATO Kasten (250)</b>							
100 Multijet 2,2 D	07/06-	4HV	74	2198		PS PS, (AC)  ALT, (AC) ALT, (-AC) ALT, PS, (-AC), 2 BELTS  ALT, (Bosch), OE-NO 9659918080, FOR ALT: 150A, ALT-No: 0 121 615 002	4PK922 ELAST 4PK922 ELAST T1 6PK1670 6PK873 ELAST 6PK873 ELAST T1 AP9048
110 Multijet 2,3 D	10/11-	F1AE3481G	83	2287		AC ALT CA CA	4PK903 ELAST 7PK1076
					CT1148 CT1148K1	CA CA	
115 Multijet 2,0 D	06/11-	250A1.000	85	1956		ALT, (Denso), FOR ALT: 100A, OE-NO 51854901, FOR ALT: 120A, OE-NO 51854902	AP9054
120 Multijet 2,3 D	07/06-	F1AE0481D	88	2287		AC ALT CA CA	4PK903 ELAST 7PK1076
					CT1148 CT1148K1	CA CA	

**FIAT**





# FIAT

## DUCATO Kasten (250)

↔ 130 Multijet 2,3 D	01/07-	F1AE0481N, F1AE3481D	96	2287		AC ALT CA CA	4PK903 ELAST 7PK1076
					<b>CT1148</b> <b>CT1148K1</b>		
140 Natural Power	04/09-	F1CE0441A	100	2999		AC ALT	4PK1102 ELAST 6PK1165
150 Multijet 2,3 D	06/11-	F1AE3481E	109	2287		AC ALT CA CA	4PK903 ELAST 7PK1076
					<b>CT1148</b> <b>CT1148K1</b>		
150 Multijet 3,0 D	04/10-	F1CE3481N	107	2999		AC ALT	4PK1102 ELAST 6PK1165
160 Multijet 3,0 D	07/06-	F1CE0481D	116	2999		AC ALT	4PK1102 ELAST 6PK1165
3.0 D Multijet	06/11-	F1CE3481E	130	2999		AC ALT	4PK1102 ELAST 6PK1165

## DUCATO Kasten (280)

1.8	01/82-10/88	169B	49	1783		FAN WP ALT	AVX10X710 AVX10X888 AVX10X925
1.9 D	01/88-08/90	149B1.000	52	1929		ALT, MTR-NO 0889989⇒ ALT, ⇒MTR-NO 0889988 CA	5PK925 AVX10X875
					<b>CT613</b>		
1.9 TD	03/89-08/90	280A1.000	60	1929		ALT, MTR-NO 0889989⇒ ALT, ⇒MTR-NO 0889988 CA CA	5PK925 AVX10X913
					<b>CT619</b> <b>CT619K1</b>		
2.0	07/85-08/90	170B	55	1971		WP ALT	AVX10X888 AVX10X925
	01/82-08/90	XN1T	58			WP ALT	AVX10X888 AVX10X925
	03/89-08/90	170D	62			WP ALT	AVX10X888 AVX10X925
2.4 D	01/82-08/90	8144.61	53	2428		ALT CA CA	AVX10X913
					<b>CT731</b> <b>CT731K1</b>		
2.4 D 4x4	09/86-05/90	8144.61	55	2445		ALT CA CA	AVX10X913
	09/86-10/87	8140.61	53			ALT CA CA	AVX10X913
					<b>CT731</b> <b>CT731K1</b>		
2.5 D	01/82-08/90	8144.67, CRD93L (U25- 661)	55	2500		AC ALT CA CA	5PK1432 AVX10X913
					<b>CT731</b> <b>CT731K1</b>		
2.5 D 4x4	03/89-08/90	8144.67	55	2500		AC ALT CA CA	5PK1432 AVX10X913
					<b>CT731</b> <b>CT731K1</b>		

## DUCATO Kasten (290)

1.9 D	07/90-03/94	149B1.000	52	1929		ALT, MTR-NO 0889989⇒ ALT, ⇒MTR-NO 0889988 CA	5PK925 AVX10X913
					<b>CT613</b>		
1.9 TD	03/89-03/94	280A1.000	60	1929		ALT CA CA	5PK925
					<b>CT619</b> <b>CT619K1</b>		
2.0 4x4	06/90-05/94	170D	63	1971		WP ALT	AVX10X888 AVX10X925
2.5 D	06/90-05/94	8144.67	55	2499		AC ALT CA CA	5PK1432 AVX10X913
					<b>CT1038</b> <b>CT1038K1</b>		
2.5 D 4x4	07/90-03/94	8144.67	55	2500		AC ALT CA CA	5PK1432 AVX10X913
					<b>CT1038</b> <b>CT1038K1</b>		
2.5 TD	07/90-03/94	8140.27	70	2500		AC ALT CA, 07/1990⇒ CA	5PK1432 AVX10X913
					<b>CT989</b> <b>CT989K1</b>		
2.5 TD 4x4	07/90-03/94	8140.27	70	2500		AC ALT CA, 07/1990⇒ CA	5PK1432 AVX10X913
					<b>CT989</b> <b>CT989K1</b>		

## DUCATO Panorama (280)

1.9 D	02/87-08/90	149B1.000	52	1929		ALT, MTR-NO 0889989⇒ ALT, ⇒MTR-NO 0889988	5PK925 AVX10X913
-------	-------------	-----------	----	------	--	--	---------------------





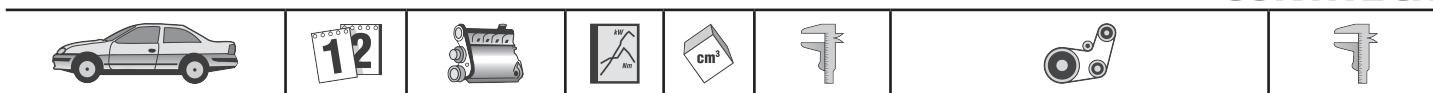
<b>FIAT</b>							
<b>DUCATO Panorama (280)</b>							
1.9 TD	03/89-08/90	280A1.000	60	1929	CT613	CA ALT, MTR-NO 0889989⇒ ALT, ⇒MTR-NO 0889988	5PK925 AVX10X913
					CT619 CT619K1	CA CA CA	
2.0	01/86-08/90	170B	55	1971		WP ALT	AVX10X888 AVX10X925
	07/82-05/85	XN1T	58			WP ALT	AVX10X888 AVX10X925
	09/88-08/90	170D	62			WP ALT	AVX10X888 AVX10X925
2.4 D	07/82-12/85	8144.61	53	2428	CT731 CT731K1	ALT CA CA	AVX10X913
2.4 TD	01/87-08/90	8144.21, 8144.21.220	68	2445	CT622 CT622K1	ALT CA, ⇒07/1990 CA	AVX10X913
2.4 TD 4x4	01/86-08/90	8144.21	68	2445	CT622 CT622K1	ALT CA, ⇒07/1990 CA	AVX10X913
2.5 D	01/86-08/90	8144.67, CRD93L (U25- 661)	55	2500	CT731 CT731K1	AC ALT CA, ⇒07/1990 CA, MTR-CODE: 8144.67	5PK1432 AVX10X913
2.5 D 4x4	01/87-08/90	8144.67	55	2500	CT731 CT731K1	AC ALT CA CA	5PK1432 AVX10X913
<b>DUCATO Panorama (290)</b>							
1.9 D	07/90-03/94	149B1.000	52	1929	CT613	ALT, MTR-NO 0889989⇒ ALT, ⇒MTR-NO 0889988	5PK925 AVX10X913
1.9 TD	07/90-03/94	280A1.000	60	1929	CT619 CT619K1	ALT CA CA	5PK925
2.0	07/90-03/94	170D	62	1971		WP ALT	AVX10X888 AVX10X925
2.0 4x4	06/90-05/94	170D	63	1971		WP ALT	AVX10X888 AVX10X925
2.5 D	07/90-03/94	8144.67	55	2500	CT1038 CT1038K1	AC ALT CA CA	5PK1432 AVX10X913
2.5 D 4x4	07/90-03/94	8144.67	55	2500	CT1038 CT1038K1	AC ALT CA CA	5PK1432 AVX10X913
2.5 TD	08/90-03/94	8140.27	70	2500	CT989 CT989K1	AC ALT CA, 07/1990⇒ CA	5PK1432 AVX10X913
2.5 TD 4x4	01/91-03/94	8140.27	70	2500	CT989 CT989K1	AC ALT CA, 07/1990⇒ CA	5PK1432 AVX10X913
<b>DUCATO Pritsche/Fahrgestell (230)</b>							
1.9 D	03/94-04/02	230A2.000	51	1929	CT619 CT619K1	AC ALT PS CA CA	5PK1040 5PK940 AVX10X700
	04/98-04/02	DJY	50	1905	CT1061 CT1061K2	PS ALT, AC ALT ONLY WITH VD1086 (-PS) CA CA	4PK755 6PK1153 6PK730 MS01 VD1086
1.9 TD	03/94-04/02	230A3.000	60	1929	CT619 CT619K1	AC ALT ALT, (PS) ALT, (PS), (AC) PS CA CA	5PK1040 5PK925 5PK962 6PK962 AVX10X700
	04/98-04/02	DHX (XUD9T F/L)	66	1905		PS ALT, AC ALT	4PK755 6PK1153 6PK730

**FIAT**


**FIAT**
**DUCATO Pritsche/Fahrgestell (230)**

						ONLY WITH VD1086 (-PS) CA CA	MS01 VD1086
1.9 TD CAT	08/94-04/02	230A4.000	59	1929	CT1061 CT1061K2	AC ALT ALT, (PS) ALT, (PS), (AC) PS CA CA	5PK1040 5PK925 5PK962 6PK962 AVX10X700
2.0	06/98-04/02	RFW	80	1998	CT619 CT619K1	PS ALT, (AC) ALT, (-AC) CA CA	4PK755 6PK1105 6PK698
2.5 D	03/94-04/02	8140.67	62	2500	CT865 CT865K1	AC, ⇒MTR-NO 2669394 AC, MTR-NO 2669395⇒ ALT VACP CA CA	5PK1090 5PK1100 6PK900 AVX10X600
2.5 D 4x4	03/94-04/02	8140.67	62	2500	CT1038 CT1038K1	AC, ⇒MTR-NO 2669394 AC, MTR-NO 2669395⇒ ALT VACP CA CA	5PK1090 5PK1100 6PK900 AVX10X600
2.5 TD	06/94-08/98	8140.47	80	2499	CT989 CT989K1	AC, (FWD) AC, ⇒MTR-NO 2669394, (4WD) AC, MTR-NO 2669395⇒, (4WD) ALT CA CA	5PK1054 5PK1090 5PK1100 6PK900
	06/94-04/98		85		CT989 CT989K1	AC, (FWD) AC, ⇒MTR-NO 2669394, (4WD) AC, MTR-NO 2669395⇒, (4WD) ALT CA CA	5PK1054 5PK1090 5PK1100 6PK900
2.5 TD 4x4	11/94-04/98	8140.47	80	2499	CT989 CT989K1	AC, (FWD) AC, ⇒MTR-NO 2669394, (4WD) AC, MTR-NO 2669395⇒, (4WD) ALT CA CA	5PK1054 5PK1090 5PK1100 6PK900
			85		CT989 CT989K1	AC, (FWD) AC, ⇒MTR-NO 2669394, (4WD) AC, MTR-NO 2669395⇒, (4WD) ALT CA CA	5PK1054 5PK1090 5PK1100 6PK900
2.5 TDI	03/94-04/02	8140.47	85	2500	CT989 CT989K1	AC, (FWD) AC, ⇒MTR-NO 2669394, (4WD) AC, MTR-NO 2669395⇒, (4WD) ALT CA CA	5PK1054 5PK1090 5PK1100 6PK900
		8140.47R	80		CT989 CT989K1	AC, ⇒MTR-NO 2669394 AC, MTR-NO 2669395⇒ ALT CA CA	5PK1090 5PK1100 6PK900
2.5 TDI 4x4	06/98-04/02	8140.47	85	2500	CT989 CT989K1	AC, (FWD) AC, ⇒MTR-NO 2669394, (4WD) AC, MTR-NO 2669395⇒, (4WD) ALT CA CA	5PK1054 5PK1090 5PK1100 6PK900
2.8 D	02/98-04/02	8140.63	64	2800	CT989 CT989K1	AC ALT, ⇒12/1999, ⇒MTR-NO 2976897 ALT, 01/2000⇒, MTR-NO 2976898⇒ PS ONLY WITH VD1062 (-AC) CA CA	5PK1100 6PK915 6PK948 AVX10X700 MS27 VD1062
2.8 JTD	11/00-04/02	8140.43S	94	2798	CT989 CT989K1	AC	5PK1100





<b>FIAT</b>							
<b>DUCATO Pritsche/Fahrgestell (230)</b>							
						ALT, WP, (Thermo Starter) ALT, WP ALT, WP ONLY WITH VD1062 (-AC) CA CA	6PK948 6PK995 6PK995D1 MS27 VD1062
	03/01-11/01		93	2799	CT1038 CT1038K1	AC ALT, OE-NO 504171190 ALT, OE-NO 500385160 CA CA	5PK1100 6PK948 6PK995
2.8 TDI	12/98-04/02	8140.43	90	2800	CT1038 CT1038K1	AC ALT, WP, ⇒MTR-NO 2976897, ⇒12/1999 ALT, WP, MTR-NO 2976898⇒, 01/2000⇒ PS CA CA	5PK1100 6PK915 6PK948 AVX10X700
					CT1034 CT1034K1	CA CA	
<b>DUCATO Pritsche/Fahrgestell (244)</b>							
2.0 JTD	04/02-07/06	RHV (DW10)	62	1997		PS, (AC) ALT, AC ALT, PS, (-AC) ALT, PS, (-AC) ONLY WITH VD1080 ALT, (Valeo), OE-NO 9649611280, FOR ALT: 90A, OE-NO 9646321780, FOR ALT: 150A ALT, (Bosch), FOR ALT: 150A, OE-NO 9646321880 ALT, (Valeo), FOR ALT: 150A, OE-NO 9645907580 (-AC) CA CA CA CA	4PK755 6PK1180 6PK1468 6PK1468D1 MS02 AP9013    AP9023 AP9038 VD1080
2.3 JTD	04/02-07/06	F1AE0481C	81	2286	CT987 CT987K1 CT987WP1	AC, MTR-NO 0113089⇒ AC, ⇒MTR-NO 0113089 ALT ALT, (Valeo), OE-NO 9610787780, 9645907580, FOR ALT: 150A CA CA CA	4PK903 ELAST 4PK985 7PK1076 AP9038
2.8 JTD	04/02-07/06	8140.43S	94	2798	CT1148 CT1148K1	AC ALT, (MANL) ALT, (AUTOM) ALT, (AUTOM) ONLY WITH VD1062 (-AC) CA CA	5PK1100 6PK948 6PK995 6PK995D1 MS27 VD1062
2.8 JTD 4x4	10/02-07/06	8140.43S	94	2798	CT1038 CT1038K1	AC ALT, (MANL) ALT, (AUTOM) ALT, (AUTOM) ONLY WITH VD1062 (-AC) CA CA	5PK1100 6PK948 6PK995 6PK995D1 MS27 VD1062
2.8 JTD Power	05/04-07/06	8140.43N	107	2800	CT1038 CT1038K1	AC ALT, (MANL) ALT, (AUTOM) CA CA	5PK1100 6PK948 6PK995
<b>DUCATO Pritsche/Fahrgestell (250)</b>							
100 Multijet 2,2 D	07/06-	4HV	74	2198		PS PS, (AC)  ALT, (AC) ALT, (-AC) ALT, PS, (-AC), 2 BELTS  ALT, (Bosch), OE-NO 9659918080, FOR ALT: 150A, ALT-No: 0 121 615 002	4PK922 ELAST 4PK922 ELAST T1 6PK1670 6PK873 ELAST 6PK873 ELAST T1 AP9048
110 Multijet 2,3 D	10/11-	F1AE3481G	83	2287	CT1148 CT1148K1	AC ALT CA CA	4PK903 ELAST 7PK1076
115 Multijet 2,0 D	06/11-	250A1.000	85	1956		ALT, (Denso), FOR ALT: 100A, OE-NO	AP9054

**FIAT**



# FIAT

## DUCATO Pritsche/Fahrgestell (250)

↩ 120 Multijet 2,3 D	07/06-	F1AE0481D	88	2287	CT1148 CT1148K1	AC ALT CA CA	4PK903 ELAST 7PK1076
130 Multijet 2,3 D	01/07-	F1AE0481N, F1AE3481D	96	2287	CT1148 CT1148K1	AC ALT CA CA	4PK903 ELAST 7PK1076
150 Multijet 2,3 D	06/11-	F1AE3481E	109	2287	CT1148 CT1148K1	AC ALT CA CA	4PK903 ELAST 7PK1076
150 Multijet 3,0 D	04/10-	F1CE3481N	107	2999		AC ALT	4PK1102 ELAST 6PK1165
160 Multijet 3,0 D	07/06-	F1CE0481D	116	2999		AC ALT	4PK1102 ELAST 6PK1165
3.0 D Multijet	06/11-	F1CE3481E	130	2999		AC ALT	4PK1102 ELAST 6PK1165

## DUCATO Pritsche/Fahrgestell (280)

1.9 D	01/88-08/90	149B1.000	52	1929	CT613	ALT, MTR-NO 0889989⇒ ALT, ⇒MTR-NO 0889988 CA	5PK925 AVX13X915
1.9 TD	03/89-08/90	280A1.000	60	1929	CT619 CT619K1	CA CA	
2.4 TD	01/86-08/90	8144.21	68	2445	CT622 CT622K1	ALT CA CA	AVX10X913
2.5 D	07/82-08/90	8144.67, CRD93L (U25- 661)	55	2500	CT731 CT731K1	AC ALT CA CA, MTR-CODE: 8144.67	5PK1432 AVX10X913
2.5 D 4x4	03/89-08/90	8144.67	55	2500	CT731 CT731K1	AC ALT CA CA	5PK1432 AVX10X913

## DUCATO Pritsche/Fahrgestell (290)

1.9 TD	03/89-03/94	280A1.000	60	1929	CT619 CT619K1	CA CA	
2.0	07/90-03/94	170D	62	1971		WP ALT	AVX10X888 AVX10X925
2.0 4x4	06/90-05/94	170D	63	1971		WP ALT	AVX10X888 AVX10X925
2.5 D	07/90-03/94	8144.67	55	2500	CT1038 CT1038K1	AC ALT CA CA	5PK1432 AVX10X913
2.5 D 4x4	07/90-03/94	8144.67	55	2500	CT1038 CT1038K1	AC ALT CA CA	5PK1432 AVX10X913
2.5 TD	07/90-03/94	8140.27	70	2500	CT989 CT989K1	AC ALT CA, 07/1990⇒ CA	5PK1432 AVX10X913
2.5 TD 4x4	07/90-03/94	8140.27	70	2500	CT989 CT989K1	AC ALT CA, 07/1990⇒ CA	5PK1432 AVX10X913

## DUNA (146 B)

60 1.1	01/87-12/91	146A6.000	43	1116	CT626	ALT CA	AVX10X1000
70 1.3	01/87-12/91	146A5.000	49	1301	CT626 CT626K1	ALT CA CA	AVX10X1000
DS 1.7	01/87-12/91	149B3.000	44	1698	CT611 CT611K1	ALT CA CA	AVX10X888

## DUNA Weekend (146 B)

60 1.1	01/87-12/91	146A6.000	43	1116	CT702	ALT CA	AVX10X1000
70 1.3	01/87-12/91	146A5.000	49	1301	CT626 CT626K1	ALT CA CA	AVX10X1000
DS 1.7	01/87-12/91	149B3.000	44	1698	CT611 CT611K1	ALT CA CA	AVX10X888

## ELBA (146\_)

1.3	04/91-10/93		43	1298		ALT	AVX10X1000
-----	-------------	--	----	------	--	-----	------------





## FIAT

### ELBA (146\_)

					<b>CT626</b>	CA	
	04/91-02/95	146A5.000	49	1301	<b>CT626</b>	ALT CA	<b>AVX10X1000</b>

### FIORINO (127)

1050	01/80-12/87	127A.000	37	1049	<b>CT650</b>	ALT CA	<b>AVX10X1000</b>
900	10/77-12/84	100GL.000	33	903		ALT	<b>AVX10X800</b>

### FIORINO (147)

1.0	01/80-12/87	127A.000	37	1049	<b>CT650</b>	ALT CA	<b>AVX10X1000</b>
	12/86-04/88	156A.000	41		<b>CT650</b>	ALT ALT ALT, (SELECTA) CA	<b>3PK690</b> <b>AVX10X825</b> <b>AVX10X825</b>
1.1 60	11/86-04/88	146A9.000	40	1116	<b>CT702</b>	ALT CA	<b>AVX10X1000</b>
1.3	12/87-08/93	146A5.000	49	1288	<b>CT626</b> <b>CT626K1</b>	ALT CA CA, MTR-CODE: 146A5.000, ⇒CH-NO 8220596	<b>AVX10X1000</b>
1.3 Diesel	03/82-12/87	127A5.000	33	1288	<b>CT677</b>	ALT CA, MTR-NO 35571⇒	<b>AVX10X1065</b>
1.5	01/88-08/93	149C1.000	55	1499	<b>CT594</b> <b>CT594K2</b> <b>CT594K3</b>	ALT CA CA CA	<b>AVX10X825</b>
1.7 Diesel	01/88-10/93	149B2.000	42	1697	<b>CT611</b> <b>CT611K1</b>	ALT, ⇒09/1990 ALT, 10/1990⇒ CA CA, MTR-CODE: 149B4.046	<b>AVX10X888</b> <b>AVX10X913</b>
	12/87-12/90	149B3.000	44	1698	<b>CT611</b> <b>CT611K1</b>	ALT, ⇒09/1990 ALT, 10/1990⇒ CA CA, MTR-CODE: 149B3.000	<b>AVX10X888</b> <b>AVX10X913</b>

### FIORINO Kasten (146 Uno)

60 1.1	05/88-12/93	146A9.000	40	1116	<b>CT702</b>	ALT CA	<b>AVX10X1000</b>
60 1.7 D	05/88-05/00	149B3.000	44	1698	<b>CT611</b> <b>CT611K1</b>	PS ALT, (PS) ALT, ⇒09/1990 ALT, 10/1990⇒ CA CA	<b>3PK690</b> <b>5PK884</b> <b>AVX10X888</b> <b>AVX10X913</b>
	05/88-10/96	146B2.000	42	1697	<b>CT611</b> <b>CT611K1</b>	PS ALT, (PS) ALT, ⇒09/1990 ALT, 10/1990⇒ CA CA	<b>3PK690</b> <b>5PK884</b> <b>AVX10X888</b> <b>AVX10X913</b>
65 1.7 TD	01/97-05/01	146D7.000	46	1698	<b>CT611</b> <b>CT611K1</b>	PS ALT, (PS) ALT CA CA	<b>3PK690</b> <b>5PK884</b> <b>AVX10X913</b>
70 1.3	01/88-12/94	146A5.000	49	1301	<b>CT626</b>	ALT CA	<b>AVX10X1000</b>
70 i.e. 1.4	05/94-05/01	146C5.000, 146D5.000	49	1372	<b>CT605</b> <b>CT605K1</b>	ALT, 03/1995⇒ ALT, ⇒03/1995 PS CA CA	<b>4PK938</b> <b>AVX10X865</b> <b>AVX10X950</b>
75 i.e. 1.5	05/88-12/93	149C1.000	55	1499	<b>CT594</b> <b>CT594K3</b>	ALT CA CA	<b>AVX10X825</b>
75 i.e. 1.6	10/93-05/01	146C6.000, 146D6.000	55	1581	<b>CT605</b> <b>CT605K1</b>	ALT, 03/1995⇒ ALT, ⇒03/1995 PS CA CA	<b>4PK938</b> <b>AVX10X865</b> <b>AVX10X950</b>

### FIORINO Kasten/Kombi (225)

1.3 D Multijet	07/09-	199B1.000	70	1248		ALT, (Valeo), FOR ALT: 120A, OE-NO 51854103	<b>AP9035</b>
	02/08-	199A2.000, 199A9.000	55			PS PS  ALT, (-AC) ALT, (AC) ALT, (AC), (Valeo), OE-NO 46823547,	<b>4PK1022 ELAST</b> <b>4PK1022 ELAST</b> <b>T1</b> <b>6PK1180</b> <b>6PK1325</b> <b>AP9035</b>




**FIAT**
**FIORINO Kasten/Kombi (225)**

						51784845, FOR ALT: 90A	
1.4	02/08-	KFV, KFT	54	1360	CT1067 CT1067K1 CT1067WP1	ALT, (-AC) ALT, (AC) CA CA CA	6PK1225 6PK1564
1.4 Natural Power	10/09-	350A1.000	57	1368	CT1115 CT1115K1	ALT, (-AC) ALT, (AC) CA CA	4PK665 5PK1145

**FIORINO Pick up (146)**

1.3	01/88-12/94	146A5.000	49	1301	CT626	ALT CA	AVX10X1000
1.4	05/94-05/01	146D5.000	49	1372	CT605 CT605K1	ALT, 03/1995⇒ ALT, ⇒03/1995 PS CA CA, ⇒CH-NO 8220596	4PK938 AVX10X865 AVX10X950
1.6	01/94-05/01	146C6.000, 146D6.000	55	1581	CT605 CT605K1	ALT, 03/1995⇒ ALT, ⇒03/1995 PS CA CA, ⇒CH-NO 8220596	4PK938 AVX10X865 AVX10X950
1.7 D	05/88-10/99	149B3.000	44	1698	CT611 CT611K1	PS ALT, (PS) ALT, ⇒09/1990 ALT, 10/1990⇒ CA CA	3PK690 5PK884 AVX10X888 AVX10X913
	10/93-10/99	146B2.000	42	1697	CT611 CT611K1	PS ALT, (PS) ALT CA CA	3PK690 5PK884 AVX10X913
1.7 TD	01/97-05/01	146D7.000	46	1698	CT611 CT611K1	PS ALT, (PS) ALT CA CA	3PK690 5PK884 AVX10X913

**FIORINO Pick up (147)**

1.3 D	05/84-12/88	127A5.000	33	1302	CT677	ALT CA	AVX10X1065
-------	-------------	-----------	----	------	-------	-----------	------------

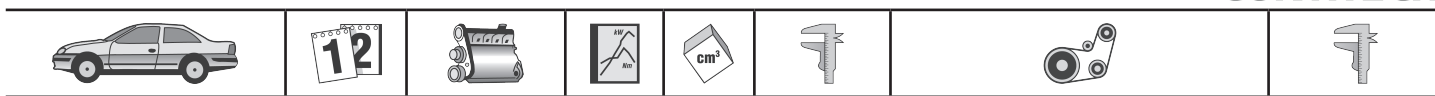
**GRANDE PUNTO Van (199)**

1.3 D Multijet	04/08-	199A2.000	55	1248		ALT, (Valeo), FOR ALT: 120A, OE-NO 51854103	AP9035
----------------	--------	-----------	----	------	--	---	--------

**IDEA**

1.2 16V	01/04-	188A5.000	59	1242	CT1049 CT1049K1 CT1049WP1	ALT, (-AC) ALT, (AC) CA CA CA	4PK673 5PK1150
1.3 D Multijet	10/05-	199A3.000	66	1248		ALT, (-AC) ALT, (AC) ALT, (AC), (Valeo), OE-NO 46823547, FOR ALT: 90A, OE-NO 46835095, FOR ALT: 105A	6PK1080 6PK1310 AP9035
	05/08-	199B1.000	70			ALT, (Valeo), FOR ALT: 90A, OE-NO 46823547, FOR ALT: 105A, OE-NO 46835095	AP9035
1.3 JTD	01/04-	188A9.000	51	1248		ALT, (-AC) ALT, (AC) ALT, (Valeo), OE-NO 46823547, 51784845, FOR ALT: 90A, OE-NO 46835095, 51784846, FOR ALT: 105A	6PK1180 6PK1310 AP9035
1.4	10/05-	350A1.000	57	1368	CT1115 CT1115K1	ALT, (-AC) ALT, (AC) CA CA	4PK665 5PK1145
	12/03-	192B2.000	66		CT1049 CT1049K1 CT1049WP1	ALT, (-AC) ALT, (AC) CA CA CA	4PK673 5PK1150
1.4 16V	01/04-	843A1.000	70	1368	CT1049 CT1049K1 CT1049WP1	ALT, (-AC) ALT, (AC) CA CA CA	4PK673 5PK1150





# FIAT

IDEA							
↔	1.6 D Multijet	05/08-	350A2.000	88	1598	ALT, (-AC) ALT, (AC) ALT, (Denso), FOR ALT: 100A, OE-NO 51764265, 51854901, FOR ALT: 120A, OE- NO 51854902  <b>CT1155</b> <b>CT1155K1</b> <b>CT1155WP1</b>	<b>6PK1038</b> <b>6PK1374</b> <b>AP9054</b>  <b>VD1065</b>
	1.9 JTD	01/04-	188B2.000	74	1910	ALT, AC ALT, (Denso), FOR ALT: 105A, OE-NO 46782213, 60816557, FOR ALT: 120A, OE- NO 46809068 ALT, (Denso), FOR ALT: 90A, OE-NO 51727338, 51859058, FOR ALT: 100A, OE- NO 51764265, 51854901, FOR ALT: 120A, OE-NO 51727339, 51854902  <b>CT968</b> <b>CT968K2</b>	<b>6PK1195</b> <b>AP9017</b>  <b>AP9054</b>  <b>VD1065</b>
JAGST							
	770	03/68-02/71		17	761	DYN	AVX10X700
LINEA (323)							
	1.3 D Multijet	11/08-	199A3.000	68	1248	ALT, (Valeo), FOR ALT: 90A, OE-NO 46823547, FOR ALT: 105A, OE-NO 46835095  <b>CT1115</b> <b>CT1115K1</b>	<b>AP9035</b>  <b>4PK1022 ELAST</b> <b>4PK1022 ELAST</b> <b>T1</b> <b>6PK1180</b> <b>6PK1318</b> <b>AP9035</b>
		06/07-		66		PS PS  ALT, (-AC) ALT, (AC) ALT, (AC), (Valeo), OE-NO 46823547, FOR ALT: 90A, OE-NO 46835095, FOR ALT: 105A	<b>4PK1022 ELAST</b> <b>4PK1022 ELAST</b> <b>T1</b> <b>6PK1180</b> <b>6PK1318</b> <b>AP9035</b>
	1.4	06/07-	350A1.000	57	1368	ALT, (-AC) ALT, (AC)  <b>CT1115</b> <b>CT1115K1</b>	<b>4PK665</b> <b>5PK1145</b>
	1.4 T-Jet	09/07-	198A4.000	88	1368	ALT, (-AC) ALT, (AC)  <b>CT1049</b> <b>CT1049K1</b> <b>CT1049WP1</b>	<b>4PK665</b> <b>5PK1150</b>
	1.6 D Multijet	06/09-	198A3.000	77	1598	ALT, (-AC) ALT, (AC) ALT, (Denso), FOR ALT: 100A, OE-NO 51764265, FOR ALT: 120A, OE-NO 51793678  <b>CT1155</b> <b>CT1155K1</b> <b>CT1155WP1</b>	<b>6PK1374</b> <b>6PK1710</b> <b>AP9054</b>  <b>VD1065</b>
MAREA (185)							
	1.2 16V	10/98-05/02	182B2.000	60	1242	PS ALT, (-AC) ALT, (AC) AC CA CA CA CA <b>CT1049</b> <b>CT1049K1</b> <b>CT1049WP1</b>	<b>3PK915</b> <b>4PK673</b> <b>4PK698</b> <b>4PK841</b>
	1.4 80 12V	09/96-05/02	182A3.000	59	1370	ALT, PS, (-AC) ALT, PS, (AC)  <b>CT878</b> <b>CT878K1</b>	<b>6PK1045</b> <b>6PK1845</b>
	1.6	09/00-08/02	182B6.000	76	1596	PS AC ALT CA CA <b>CT879</b> <b>CT879K1</b>	<b>3PK670</b> <b>4PK962</b> <b>5PK940</b>
	1.6 100 16V	09/96-05/02	182A4.000	76	1581	PS AC, OE-NO 71718443, 46759895 AC, OE-NO 71718443, 46759895  AC, ⇨06/2001, OE-NO 46542302, 46537099 ALT CA CA <b>CT879</b> <b>CT879K1</b>	<b>3PK670</b> <b>4PK924 ELAST</b> <b>4PK924 ELAST</b> <b>T1</b> <b>4PK962</b>  <b>5PK940</b>






**FIAT**
**MAREA (185)**

↔	1.6 100 16V Bipower	04/99-05/02	186A4.000, 185A3.000	76	1581	<b>CT879</b> <b>CT879K1</b>	CA CA	
	1.8 115 16V	09/96-05/02	182A2.000	83	1747	<b>CT877</b> <b>CT877K2</b> <b>CT877WP2</b>	ALT, (-AC) ALT, (AC) CA, WP CA, WP CA, WP	<b>6PK1045</b> <b>6PK1845</b>
	1.9 JTD 105	04/99-01/01	182B4.000	77	1910	<b>CT968</b> <b>CT968K2</b> <b>CT968WP2</b>	ALT, (-AC) ALT, (AC) ONLY WITH VD1065 ALT, (Denso), FOR ALT: 100A, OE-NO 46765838 CA, WP CA, WP CA, WP	<b>6PK1038</b> <b>6PK1836</b> <b>MS29</b> <b>AP9017</b>  <b>VD1065</b>
	1.9 JTD 110	01/01-05/02	186A6.000	81	1910	<b>CT968</b> <b>CT968K2</b> <b>CT968WP2</b>	ALT, (-AC) ALT, (AC) ONLY WITH VD1065 ALT, (Denso), FOR ALT: 100A, OE-NO 46765838, FOR ALT: 105A, OE-NO 46782213, FOR ALT: 120A, OE-NO 46748353, 46809068 ALT, (Magnet-Marelli), FOR ALT: 100A CA CA CA	<b>6PK1038</b> <b>6PK1836</b> <b>MS29</b> <b>AP9017</b>  <b>AP9058</b> <b>VD1065</b>
	1.9 TD 100	09/96-05/02	182A7.000	74	1910	<b>CT995</b> <b>CT995K2</b> <b>CT995WP1</b>	ALT, (-AC) ALT, (AC), ⇒MTR-NO 1865931 ALT, (AC), MTR-NO 1865932⇒ ALT, (Denso), FOR ALT: 100A, OE-NO 46765838, FOR ALT: 105A, OE-NO 46782213, FOR ALT: 120A, OE-NO 46748353, 46809068 ALT, (Magnet Marelli), FOR ALT: 100A, OE- NO 46544329, 46765838 CA CA CA, 09/1997⇒	<b>6PK1038</b> <b>6PK1830</b> <b>6PK1836</b> <b>AP9017</b>  <b>AP9058</b>  <b>VD1065</b>
	1.9 TD 75	09/96-05/02	182A8.000	55	1910	<b>CT995</b> <b>CT995K2</b> <b>CT995WP1</b>	ALT, (-AC) ALT, (AC), ⇒MTR-NO 1865931 ALT, (AC), MTR-NO 1865932⇒ ONLY WITH VD1065 CA CA CA, 09/1997⇒	<b>6PK1038</b> <b>6PK1830</b> <b>6PK1836</b> <b>MS29</b> <b>VD1065</b>
	2.0 150 20V	01/01-05/02	185A8.000	110	1998	<b>CT947</b> <b>CT947K1</b>	ALT, (AC) PS ALT, (-AC) CA CA	<b>6DPK1225</b> <b>6PK1138</b> <b>6PK698</b>
		09/96-04/99	182A1.000	108		<b>CT880</b> <b>CT880K2</b>	ALT, (AC), MTR-NO 0517624⇒ ALT, (AC), ⇒MTR-NO 0517623 PS ALT, (-AC) CA CA	<b>6DPK1225</b> <b>6DPK1237</b> <b>6PK1138</b> <b>6PK698</b>
	2.0 155 20V	04/99-01/01	182B7.000	113	1998	<b>CT880</b> <b>CT880K2</b>	ALT, (AC), MTR-NO 0517624⇒ ALT, (AC), ⇒MTR-NO 0517623 PS ALT, (-AC) CA CA	<b>6DPK1225</b> <b>6DPK1237</b> <b>6PK1138</b> <b>6PK698</b>
	2.4 JTD 130	04/99-05/02	839A5.000, 185A6.000	96	2387	<b>CT968</b> <b>CT968K1</b> <b>CT968WP1</b>	ALT, PS ALT, PS, AC ALT, PS, AC ONLY WITH VD1064 ALT, (Denso), FOR ALT: 100A, OE-NO 46765838, FOR ALT: 120A, OE-NO 46748353 CA CA CA, MTR-CODE: 185 A6.000	<b>6PK1105</b> <b>6PK1760</b> <b>6PK1760D1</b> <b>MS28</b> <b>AP9017</b>  <b>VD1064</b>
	2.4 TD 125	09/96-04/99	185A2.000	91	2387		ALT	<b>6PK1105</b>





<b>FIAT</b>							
<b>MAREA (185)</b>							
						ALT, AC	6PK1733 VD1064
					<b>CT918</b>	CA	
					<b>CT918K1</b>	CA	
<b>MAREA Weekend (185)</b>							
1.2 16V	10/98-05/02	182B2.000	60	1242		PS ALT, (-AC) ALT, (AC) AC CA CA CA CA	3PK915 4PK673 4PK698 4PK841
					<b>CT1049</b>	CA	
					<b>CT1049K1</b>	CA	
					<b>CT1049WP1</b>	CA	
1.4 80 12V	09/96-05/02	182A3.000	59	1370		ALT, PS, (-AC) ALT, PS, (AC) CA CA	6PK1045 6PK1845
					<b>CT878</b>	CA	
					<b>CT878K1</b>	CA	
1.6	09/00-08/02	182B6.000	76	1596		PS AC ALT CA CA	3PK670 4PK962 5PK940
					<b>CT879</b>	CA	
					<b>CT879K1</b>	CA	
1.6 100 16V	09/96-05/02	182A4.000	76	1581		PS AC, OE-NO 71718443, 46759895 AC, OE-NO 71718443, 46759895  AC, ⇨06/2001, OE-NO 46542302, 46537099 ALT CA CA	3PK670 4PK924 ELAST 4PK924 ELAST T1 4PK962 5PK940
					<b>CT879</b>	CA	
					<b>CT879K1</b>	CA	
1.8 115 16V	09/96-05/02	182A2.000	83	1747		ALT, (-AC) ALT, (AC) CA, WP CA, WP CA, WP	6PK1045 6PK1845
					<b>CT877</b>	CA	
					<b>CT877K2</b>	CA	
					<b>CT877WP2</b>	CA	
1.9 JTD 105	04/99-05/02	182B4.000	77	1910		ALT, (-AC) ALT, (AC) ONLY WITH VD1065 ALT, (Denso), FOR ALT: 100A, OE-NO 46765838	6PK1038 6PK1836 MS29 AP9017  VD1065
					<b>CT968</b>	CA	
					<b>CT968K2</b>	CA	
					<b>CT968WP2</b>	CA	
1.9 JTD 110	01/01-05/02	186A6.000	81	1910		ALT, (-AC) ALT, (AC) ONLY WITH VD1065 ALT, (Denso), FOR ALT: 100A, OE-NO 46765838, FOR ALT: 105A, OE-NO 46782213, FOR ALT: 120A, OE-NO 46785353, 46809068 ALT, (Magnetit-Marelli), FOR ALT: 100A	6PK1038 6PK1836 MS29 AP9017  AP9058 VD1065
					<b>CT968</b>	CA	
					<b>CT968K2</b>	CA	
					<b>CT968WP2</b>	CA	
1.9 TD 100	09/96-05/02	182A7.000, 182B9.000	74	1910		ALT, (-AC) ALT, (AC), ⇨MTR-NO 1865931 ALT, (AC), MTR-NO 1865932⇨ ALT, (Denso), FOR ALT: 100A, OE-NO 46765838, FOR ALT: 105A, OE-NO 46782213, FOR ALT: 120A, OE-NO 46748353, 46809068 ALT, (Magnetit Marelli), FOR ALT: 100A, OE- NO 46544329, 46765838	6PK1038 6PK1830 6PK1836 AP9017  AP9058 VD1065
					<b>CT995</b>	CA	
					<b>CT995K2</b>	CA	
					<b>CT995WP1</b>	CA, 09/1997⇨	
1.9 TD 75	09/96-05/02	182A8.000	55	1910		ALT, (-AC) ALT, (AC), ⇨MTR-NO 1865931 ALT, (AC), MTR-NO 1865932⇨ ONLY WITH VD1065	6PK1038 6PK1830 6PK1836 MS29 VD1065
					<b>CT995</b>	CA	
					<b>CT995K2</b>	CA	
					<b>CT995WP1</b>	CA, 09/1997⇨	
2.0 150 20V	01/01-05/02	185A8.000	110	1998		ALT, (AC)	6DPK1225

**FIAT**


**FIAT**
**MAREA Weekend (185)**

						PS ALT, (-AC) CA CA	6PK1138 6PK698
	09/96-04/99	182A1.000	108			ALT, (AC), MTR-NO 0517624⇒ ALT, (AC), ⇒MTR-NO 0517623 PS ALT, (-AC) CA CA	6DPK1225 6DPK1237 6PK1138 6PK698
2.0 155 20V	04/99-01/01	182B7.000	113	1998		ALT, (AC), MTR-NO 0517624⇒ ALT, (AC), ⇒MTR-NO 0517623 PS ALT, (-AC) CA CA	6DPK1225 6DPK1237 6PK1138 6PK698
2.4 JTD 130	04/99-05/02	839A5.000, 185A6.000	96	2387		ALT, PS ALT, PS, AC ALT, PS, AC ONLY WITH VD1064 ALT, (Denso), FOR ALT: 100A, OE-NO 46765838, FOR ALT: 120A, OE-NO 46748353 CA CA CA, MTR-CODE: 185 A6.000	6PK1105 6PK1760 6PK1760D1 MS28 AP9017  VD1064
2.4 TD 125	09/96-04/99	185A2.000	91	2387		ALT ALT, AC CA CA	6PK1105 6PK1733 VD1064

**MULTIPLA (186)**

1.6	05/04-08/05	182B6.000	68	1596		PS AC, OE-NO 71718443, 46759895 AC, OE-NO 71718443, 46759895 ALT, WP CA CA, MTR-CODE: 182B6.000	3PK670 4PK924 ELAST 4PK924 ELAST T1 5PK940
	03/01-08/05		74			PS AC, OE-NO 71718443, 46759895, 06/2001⇒ AC, OE-NO 71718443, 46759895, 06/2001⇒ AC, ⇒06/2001 ALT, WP CA CA, MTR-CODE: 182B6.000	3PK670 4PK924 ELAST 4PK924 ELAST T1 4PK962 5PK940
	09/00-06/10		76			PS AC, OE-NO 71718443, 46759895 AC, OE-NO 71718443, 46759895 ALT, WP CA CA, MTR-CODE: 182B6.000	3PK670 4PK924 ELAST 4PK924 ELAST T1 5PK940
1.6 100 16V (186AXA1A)	04/99-06/10	182A4.000	76	1581		PS AC, OE-NO 71718443, 46759895 AC, OE-NO 71718443, 46759895 AC, ⇒06/2001, OE-NO 46542302, 46537099 ALT, WP CA CA	3PK670 4PK924 ELAST 4PK924 ELAST T1 4PK962 5PK940
1.6 16V (186AGB1A)	04/02-06/10	182B6.000	70	1596		PS AC, OE-NO 71718443, 46759895 AC, OE-NO 71718443, 46759895 ALT, WP CA CA, MTR-CODE: 182B6.000	3PK670 4PK924 ELAST 4PK924 ELAST T1 5PK940
1.6 16V Bipower (186AMB1A)	04/99-06/10	186A4.000	76	1581		PS AC, OE-NO 71718443, 46759895 AC, OE-NO 71718443, 46759895 AC, ⇒06/2001, OE-NO 46542302, 46537099	3PK670 4PK924 ELAST 4PK924 ELAST T1 4PK962





## FIAT

### MULTIPLA (186)

					<b>CT879</b> <b>CT879K1</b>	ALT, WP CA CA	<b>5PK940</b>
1.6 16V Bipower (186AXC1A)	10/01-06/10	182B6.000	76	1596		PS AC, OE-NO 71718443, 46759895 AC, OE-NO 71718443, 46759895	<b>3PK670</b> <b>4PK924 ELAST</b> <b>4PK924 ELAST</b> <b>T1</b> <b>5PK940</b>
					<b>CT879</b> <b>CT879K1</b>	ALT, WP CA CA, MTR-CODE: 182B6.000	
1.6 16V Blupower (186AMA1A)	04/99-06/10	186A3.000	70	1581		PS AC, OE-NO 71718443, 46759895 AC, OE-NO 71718443, 46759895	<b>3PK670</b> <b>4PK924 ELAST</b> <b>4PK924 ELAST</b> <b>T1</b> <b>4PK962</b>
					<b>CT879</b> <b>CT879K1</b>	ALT, WP CA CA	<b>5PK940</b>
1.9 JTD (186AXE1A)	04/02-06/10	186A9.000	88	1910		ALT, (-AC) ALT, (AC) ONLY WITH VD1065 ALT, (Denso), FOR ALT: 90A, OE-NO 46774430, 51859052, FOR ALT: 105A, OE- NO 46782213, 51859053	<b>6PK1038</b> <b>6PK1836</b> <b>MS29</b> <b>AP9017</b>
					<b>CT968</b> <b>CT968K2</b> <b>CT968WP2</b>	CA, WP CA, WP CA, WP	<b>VD1065</b>
1.9 JTD 105 (186AXB1A)	04/99-06/10	182B4.000	77	1910		ALT, (-AC) ALT, (AC) ONLY WITH VD1065 ALT, (Denso), FOR ALT: 85A, OE-NO 46763533, FOR ALT: 90A, OE-NO 46774430, FOR ALT: 100A, OE-NO 46765838, FOR ALT: 120A, OE-NO 46748353	<b>6PK1038</b> <b>6PK1836</b> <b>MS29</b> <b>AP9017</b>
					<b>CT968</b> <b>CT968K2</b> <b>CT968WP2</b>	CA CA CA	<b>VD1065</b>
1.9 JTD 110	03/01-07/02	186A6.000	81	1910		ALT, (-AC) ALT, (AC) ONLY WITH VD1065 ALT, (Denso), FOR ALT: 90A, OE-NO 46774430, FOR ALT: 100A, OE-NO 46765838, FOR ALT: 105A, OE-NO 46782213	<b>6PK1038</b> <b>6PK1836</b> <b>MS29</b> <b>AP9017</b>
					<b>CT968</b> <b>CT968K2</b> <b>CT968WP2</b>	CA CA CA	<b>VD1065</b>
1.9 JTD 115	07/02-06/10	186A8.000	85	1910		ALT, (-AC) ALT, (AC) ONLY WITH VD1065 ALT, (Denso), FOR ALT: 90A, OE-NO 46774430, FOR ALT: 100A, OE-NO 46765838, FOR ALT: 105A, OE-NO 46782213	<b>6PK1038</b> <b>6PK1836</b> <b>MS29</b> <b>AP9017</b>
					<b>CT968</b> <b>CT968K2</b> <b>CT968WP2</b>	CA CA CA	<b>VD1065</b>
<b>PALIO (178BX)</b>							
1.0	04/96-		45	994		ALT	<b>6PK1105</b>
			56		<b>CT964</b>	CA	
					<b>CT964</b>	ALT	<b>6PK1105</b>
					<b>CT964</b>	CA	
1.2	06/98-	176A8.000, 178B5.000, 178E2.000	54	1242		PS ALT, (-AC), 05/2002⇒ ALT, (-AC), ⇒04/2002 ALT, (AC) AC	<b>3PK915</b> <b>4PK665</b> <b>4PK673</b> <b>4PK698</b> <b>4PK841</b>
					<b>CT927</b> <b>CT927K1</b> <b>CT927WP1</b> <b>CT999</b> <b>CT999K1</b>	CA, ⇒MTR-NO 9042883 CA, ⇒MTR-NO 9042883 CA, ⇒MTR-NO 9042883 CA, MTR-NO 9042884⇒ CA, MTR-NO 9042884⇒	



**FIAT**

**PALIO (178BX)**

↔					<b>CT999WP1</b>	CA, MTR-NO 9042884↔	
1.3	06/03-		53	1297		PS PS ALT, (Valeo), FOR ALT: 90A, OE-NO 46823547, 51784845	<b>4PK1022 ELAST</b> <b>4PK1022 ELAST T1</b> <b>AP9035</b>
1.3 JTD Multijet	06/03-	188A9.000	51	1248		ALT, MTR-CODE: 199A2000, 188A9000, (AC), (Valeo), OE-NO 46823547, 51784845, FOR ALT: 90A	<b>AP9035</b>
1.6 16V	04/96-	178B3.000	74	1581	<b>CT879</b> <b>CT879K1</b>	PS AC ALT CA CA	<b>3PK670</b> <b>4PK855</b> <b>5PK950</b>
1.7 TD	02/97-10/03	176A3.000, 176A5.000	52	1697	<b>CT611</b> <b>CT611K1</b>	PS AC, MTR-NO 02138440↔ AC, ↔MTR-NO 02138439 ALT CA CA	<b>3PK719</b> <b>4PK915</b> <b>4PK938</b> <b>6PK986</b>
	09/01-		53		<b>CT611</b> <b>CT611K1</b>	PS AC, MTR-NO 02138440↔ AC, ↔MTR-NO 02138439 ALT CA CA	<b>3PK719</b> <b>4PK915</b> <b>4PK938</b> <b>6PK986</b>
1.9 D	09/00-	223A6.000	46	1910		ALT, (Denso), FOR ALT: 65A, OE-NO 46782218, FOR ALT: 85A, OE-NO 46763533, FOR ALT: 90A, OE-NO 46774430	<b>AP9017</b>

**PALIO Weekend (178DX)**

1.2 (178DX.G1A)	04/96-02/01	178B5.000	54	1242	<b>CT927</b> <b>CT927K1</b> <b>CT927WP1</b> <b>CT999</b> <b>CT999K1</b> <b>CT999WP1</b>	PS ALT, (-PS), (-AC) ALT, (PS), (AC) AC CA, ↔MTR-NO 9042883 CA, ↔MTR-NO 9042883 CA, ↔MTR-NO 9042883 CA, MTR-NO 9042884↔ CA, MTR-NO 9042884↔ CA, MTR-NO 9042884↔	<b>3PK915</b> <b>4PK673</b> <b>4PK698</b> <b>4PK841</b>
1.2 (178DYA1A)	02/01-	188A4.000, 178C4.066	44	1242	<b>CT1115</b> <b>CT1115K1</b> <b>CT999</b> <b>CT999K1</b>	PS ALT, (-AC), 05/2002↔ ALT, (-AC), ↔04/2002 ALT, (AC) AC CA, MTR-CODE: 188 A4.000, MTR-NO 2533529↔ MTR-CODE: 188 A4.000, CA, MTR-NO 2533529↔ CA, MTR-CODE: 188 A4.000, ↔MTR-NO 2533528 CA, MTR-CODE: 188 A4.000, ↔MTR-NO 2533528	<b>3PK915</b> <b>4PK665</b> <b>4PK673</b> <b>4PK698</b> <b>4PK841</b>
1.4	07/97-08/01	178B2.000	51	1372	<b>CT605</b>	AC, 05/1999↔ AC, ↔04/1999 ALT PS CA	<b>4PK841</b> <b>4PK855</b> <b>5PK955</b> <b>AVX10X690</b>
1.6	07/97-	178C7.098	70	1581	<b>CT879</b> <b>CT879K1</b>	AC ALT, 02/2000↔ ALT, ↔01/2000 CA CA	<b>4PK855</b> <b>5PK940</b> <b>5PK955</b>
1.6 16V (178DX.D1A)	04/96-02/01	178B3.000	74	1581	<b>CT879</b> <b>CT879K1</b>	PS AC ALT, OE-NO 46738444 ALT, OE-NO 46473060 CA CA	<b>3PK670</b> <b>4PK855</b> <b>5PK940</b> <b>5PK955</b>
1.6 16V (178DYC1A06)	02/01-	182B6.000	76	1596	<b>CT879</b> <b>CT879K1</b>	PS AC ALT, OE-NO 46738444 ALT, OE-NO 46473060 CA CA	<b>3PK670</b> <b>4PK855</b> <b>5PK940</b> <b>5PK955</b>
1.7 TD (178DX.H1A)	04/96-03/01	176A3.000	51	1698		PS AC, MTR-NO 02138440↔	<b>3PK719</b> <b>4PK905</b>





<b>FIAT</b>						
<b>PALIO Weekend (178DX)</b>						
					CT611 CT611K1	AC, ⇒MTR-NO 02138439 ALT CA CA 4PK938 6PK986
1.9 D (178DYD1A07)	03/01-	223A6.000	46	1910	CT995 CT995K2 CT995WP1	ALT, (-AC) ALT, (AC) ALT, (Denso), FOR ALT: 65A, OE-NO 46782218, FOR ALT: 85A, OE-NO 46763533, FOR ALT: 90A, OE-NO 46774430 (AC) CA CA CA 6PK1050 6PK1815 AP9017 VD1065
1.9 JTD	09/01-	188A2.000	59	1910	CT968 CT968K2 CT968WP2	ALT, (-AC) ALT, (AC) ALT, (Denso), FOR ALT: 65A, OE-NO 46782218, FOR ALT: 85A, OE-NO 46763533, FOR ALT: 90A, OE-NO 46774430 CA CA CA 6PK1090 6PK1845 AP9017
<b>PANDA (141A_)</b>						
1000	01/86-04/92	156A2.100	32	999	CT503 CT503K1	ALT, MTR-NO 4233956⇒ ALT, ⇒MTR-NO 4233955 ALT CA CA 4PK673 AVX10X675 AVX10X675
	01/85-12/92	156A3.000	37		CT503 CT503K1	ALT, ⇒MTR-NO 4233955 CA CA AVX10X675
1000 4x4	01/86-07/89	156A3.100, 156A2.100	32	999	CT503 CT503K1 CT997 CT997K1	ALT, MTR-NO 4233956⇒ ALT, ⇒MTR-NO 4233955 ALT CA, ⇒MTR-NO 9042883 CA, ⇒MTR-NO 9042883 CA, MTR-NO 9042884⇒ CA, MTR-NO 9042884⇒ 4PK673 AVX10X675 AVX10X675
	01/86-12/92	156A3.000	37		CT503 CT503K1 CT997 CT997K1	ALT, MTR-NO 4233956⇒ ALT, ⇒MTR-NO 4233955 ALT CA, ⇒MTR-NO 9042883 CA, ⇒MTR-NO 9042883 CA, MTR-NO 9042884⇒ CA, MTR-NO 9042884⇒ 4PK673 AVX10X675 AVX10X675
	05/86-12/94	156A2.246, 141C2.000	33		CT503 CT503K1	ALT, MTR-NO 4233956⇒ ALT, ⇒MTR-NO 4233955 ALT CA CA 4PK673 AVX10X675 AVX10X675
1000 i.e. KAT	10/87-08/98	156A2.246, 141C2.000	33	999	CT503 CT503K1 CT997 CT997K1	ALT, MTR-NO 4233956⇒ ALT, ⇒MTR-NO 4233955 ALT CA, ⇒MTR-NO 9042883 CA, ⇒MTR-NO 9042883 CA, MTR-NO 9042884⇒ CA, MTR-NO 9042884⇒ 4PK673 AVX10X675 AVX10X675
1100	05/91-12/99	156C.046	37	1108	CT503 CT503K1 CT997 CT997K1 CT997WP1	ALT, MTR-NO 4233956⇒ ALT, ⇒MTR-NO 4233955 CA, ⇒MTR-NO 9042883 CA, ⇒MTR-NO 9042883 CA, MTR-NO 9042884⇒ CA, MTR-NO 9042884⇒ CA, MTR-NO 9042884⇒ 4PK673 AVX10X675
	02/95-09/03	176B2.000, 187A1.000	40		CT1114 CT973 CT973K1 CT973WP1 CT973WP2	ALT, (-AC), MTR-NO 0714684⇒ ALT, (-AC), ⇒MTR-NO 0714683 ALT, (AC) CA, MTR-CODE: 187 A1.000, MTR-NO 2934170⇒ MTR-CODE: 176 B2.000, CA, ⇒MTR-NO 9042883 MTR-CODE: 176 B2.000, CA, ⇒MTR-NO 9042883 MTR-CODE: 176 B2.000, CA, ⇒MTR-NO 9042882, ⇒03/1999 MTR-CODE: 176 B2.000, CA, ⇒MTR-NO 9042882, 04/1999⇒ 4PK665 4PK673 5PK1150

**FIAT**



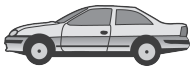

FIAT

**FIAT**

**PANDA (141A\_)**

					<b>CT997</b>	MTR-CODE: 176 B2.000, CA, MTR-NO 9042884⇒	
					<b>CT997</b>	MTR-CODE: 187 A1.000, ⇒MTR-NO 2934169, CA	
					<b>CT997K1</b>	MTR-CODE: 176 B2.000, CA, MTR-NO 9042884⇒	
					<b>CT997K1</b>	MTR-CODE: 187 A1.000, ⇒MTR-NO 2934169, CA	
					<b>CT997WP1</b>	MTR-CODE: 176 B2.000, CA, MTR-NO 9042884⇒	
					<b>CT997WP1</b>	MTR-CODE: 187 A1.000, CA, MTR-NO 9042884⇒	
1100 4x4	02/95-07/04	176B2.000	40	1108		ALT, (-AC), MTR-NO 0714684⇒ ALT, (-AC), ⇒MTR-NO 0714683 ALT, (AC)	<b>4PK665</b> <b>4PK673</b> <b>5PK1150</b>
					<b>CT973</b>	CA, MTR-CODE: 176 B2.000, ⇒MTR-NO 9042883	
					<b>CT973K1</b>	CA, MTR-CODE: 176 B2.000, ⇒MTR-NO 9042883	
					<b>CT973WP1</b>	CA, ⇒MTR-NO 9042883, ⇒03/1999, MTR-CODE: 176 B2.000	
					<b>CT973WP2</b>	CA, MTR-CODE: 176 B2.000, ⇒MTR-NO 9042883, 04/1999⇒	
					<b>CT997</b>	CA, MTR-CODE: 176 B2.000, MTR-NO 9042884⇒	
					<b>CT997K1</b>	CA, MTR-CODE: 176 B2.000, MTR-NO 9042884⇒	
					<b>CT997WP1</b>	CA, MTR-CODE: 176 B2.000, MTR-NO 9042884⇒	
1100 Trekking 4x4	10/91-07/04	156C.046	37	1108		ALT, MTR-NO 4233956⇒ ALT, ⇒MTR-NO 4233955 CA, ⇒MTR-NO 9042883 CA, ⇒MTR-NO 9042883 CA, MTR-NO 9042884⇒ CA, MTR-NO 9042884⇒ CA, MTR-NO 9042884⇒	<b>4PK673</b> <b>AVX10X675</b>
					<b>CT503</b>	CA, ⇒MTR-NO 9042883	
					<b>CT503K1</b>	CA, ⇒MTR-NO 9042883	
					<b>CT997</b>	CA, MTR-NO 9042884⇒	
					<b>CT997K1</b>	CA, MTR-NO 9042884⇒	
					<b>CT997WP1</b>	CA, MTR-NO 9042884⇒	
1300 D	04/86-12/92	156A5.000	27	1302		ALT CA	<b>AVX10X1065</b>
					<b>CT677</b>	CA	
650	01/82-07/04	141A.000	22	652		ALT	<b>AVX10X800</b>
						ALT	<b>AVX10X800</b>
750 (141AA)	01/86-01/95	156A4.000	25	770		ALT, ENGINE: OHC ALT, ENGINE: OHV CA, ⇒MTR-NO 9042883 CA, ⇒MTR-NO 9042883 CA, MTR-NO 9042884⇒ CA, MTR-NO 9042884⇒	<b>AVX10X675</b> <b>AVX10X800</b>
					<b>CT503</b>	CA, ⇒MTR-NO 9042883	
					<b>CT503K1</b>	CA, ⇒MTR-NO 9042883	
					<b>CT997</b>	CA, MTR-NO 9042884⇒	
					<b>CT997K1</b>	CA, MTR-NO 9042884⇒	
750 (141AI)	01/86-01/95	141B.000	25	770		ALT CA CA	<b>AVX10X800</b>
					<b>CT503</b>	CA	
					<b>CT503K1</b>	CA	
750 (141AM) KAT	01/95-12/97	156A4.048	25	770		ALT, ENGINE: OHC ALT, ENGINE: OHV CA, ⇒MTR-NO 9042883 CA, ⇒MTR-NO 9042883 CA CA, MTR-NO 9042884⇒	<b>AVX10X675</b> <b>AVX10X800</b>
					<b>CT503</b>	CA, ⇒MTR-NO 9042883	
					<b>CT503K1</b>	CA, ⇒MTR-NO 9042883	
					<b>CT997</b>	CA	
					<b>CT997K1</b>	CA, MTR-NO 9042884⇒	
800	02/81-12/85		25	837		ALT	<b>AVX10X800</b>
900	10/80-06/94	100GL3.000, 146A.000	33	903		ALT	<b>AVX10X800</b>
	04/92-12/96	1170A1.046	29	899		ALT	<b>AVX10X800</b>
950 4x4	09/83-12/86	A112B1.054	35	965		ALT	<b>AVX10X800</b>
<b>PANDA (169)</b>							
1.1	09/03-	187A1.000	40	1108		ALT, (-AC) ALT, (AC) CA, MTR-CODE: 187 A1.000, MTR-NO 2533528⇒ CA, MTR-CODE: 187 A1.000, MTR-NO 2533528⇒ CA, ⇒08/2004, ⇒MTR-NO 2533527 CA, ⇒08/2004, ⇒MTR-NO 2533527 CA, ⇒08/2004, ⇒MTR-NO 2533527	<b>4PK665</b> <b>5PK1150</b>
					<b>CT1114</b>	CA, MTR-CODE: 187 A1.000, MTR-NO 2533528⇒	
					<b>CT1114K1</b>	CA, MTR-CODE: 187 A1.000, MTR-NO 2533528⇒	
					<b>CT997</b>	CA, ⇒08/2004, ⇒MTR-NO 2533527	
					<b>CT997K1</b>	CA, ⇒08/2004, ⇒MTR-NO 2533527	
					<b>CT997WP1</b>	CA, ⇒08/2004, ⇒MTR-NO 2533527	
1.2	09/03-	188A4.000	44	1242		ALT, (-AC) ALT, AC CA, MTR-CODE: 188 A4.000, MTR-NO 2533529⇒ CA, MTR-CODE: 188 A4.000, MTR-NO 2533529⇒ CA, MTR-CODE: 188 A4.000, ⇒MTR-NO 2533528	<b>4PK665</b> <b>5PK1145</b>
					<b>CT1115</b>	CA, MTR-CODE: 188 A4.000, MTR-NO 2533529⇒	
					<b>CT1115K1</b>	CA, MTR-CODE: 188 A4.000, MTR-NO 2533529⇒	
					<b>CT999</b>	CA, MTR-CODE: 188 A4.000, ⇒MTR-NO 2533528	





## FIAT

### PANDA (169)

					<b>CT999K1</b>	CA, MTR-CODE: 188 A4.000, ⇒MTR-NO 2533528	
					<b>CT999WP1</b>	CA, MTR-CODE: 188 A4.000, ⇒MTR-NO 2533528	
1.2 4x4	10/04-	188A4.000	44	1242		ALT, (-AC) ALT, AC	<b>4PK665</b> <b>5PK1145</b>
					<b>CT1115</b>	CA, MTR-CODE: 188 A4.000, MTR-NO 2533529⇒	
					<b>CT1115K1</b>	CA, MTR-CODE: 188 A4.000, MTR-NO 2533529⇒	
					<b>CT999</b>	CA, MTR-CODE: 188 A4.000, ⇒MTR-NO 2533528	
					<b>CT999K1</b>	CA, MTR-CODE: 188 A4.000, ⇒MTR-NO 2533528	
					<b>CT999WP1</b>	CA, MTR-CODE: 188 A4.000, ⇒MTR-NO 2533528	
1.2 Bi-Power / Natural Power	01/07-	188A4.000	44	1242		ALT, (-AC) ALT, AC	<b>4PK665</b> <b>5PK1145</b>
					<b>CT1115</b>	CA, MTR-CODE: 188 A4.000, MTR-NO 2533529⇒	
					<b>CT1115K1</b>	CA, MTR-CODE: 188 A4.000, MTR-NO 2533529⇒	
					<b>CT999</b>	CA, MTR-CODE: 188 A4.000, ⇒MTR-NO 2533528	
					<b>CT999K1</b>	CA, MTR-CODE: 188 A4.000, ⇒MTR-NO 2533528	
					<b>CT999WP1</b>	CA, MTR-CODE: 188 A4.000, ⇒MTR-NO 2533528	
1.2 LPG	04/09-	188A4.000	44	1242		ALT, (-AC) ALT, AC	<b>4PK665</b> <b>5PK1145</b>
					<b>CT1115</b>	CA, MTR-CODE: 188 A4.000, MTR-NO 2533529⇒	
					<b>CT1115K1</b>	CA, MTR-CODE: 188 A4.000, MTR-NO 2533529⇒	
					<b>CT999</b>	CA, MTR-CODE: 188 A4.000, ⇒MTR-NO 2533528	
					<b>CT999K1</b>	CA, MTR-CODE: 188 A4.000, ⇒MTR-NO 2533528	
					<b>CT999WP1</b>	CA, MTR-CODE: 188 A4.000, ⇒MTR-NO 2533528	
1.3 D Multijet	09/03-	188A9.000	51	1248		ALT, (-AC) ALT, (AC) ALT, (AC), (Valeo), OE-NO 46823547, 51784845, FOR ALT: 90A	<b>6PK1180</b> <b>6PK1310</b> <b>AP9035</b>
	06/06-	169A1.000	55			ALT, (AC), (Valeo), OE-NO 46823547, 51784845, FOR ALT: 90A	<b>AP9035</b>
1.3 D Multijet 4x4	09/10-	169A1.000, 169A5.000	55	1248		ALT, (Valeo), FOR ALT: 90A, OE-NO 46823547, 51784845	<b>AP9035</b>
	10/04-	188A9.000	51			ALT, (-AC) ALT, (AC) ALT, (AC), (Valeo), OE-NO 46823547, 51784845, FOR ALT: 90A	<b>6PK1180</b> <b>6PK1310</b> <b>AP9035</b>
1.4	10/06-	169A3.000	74	1368		ALT	<b>5PK1150</b>
					<b>CT1049</b>	CA	
					<b>CT1049K1</b>	CA	
					<b>CT1049WP1</b>	CA	
<b>PANDA (312)</b>							
0.9	02/12-	312A2.000	63	875		ALT, (AC)	<b>5PK1150</b>
		312A4.000	48	964		ALT, (AC)	<b>5PK1150</b>
		312A2.000	57	875		ALT, (AC)	<b>5PK1150</b>
<b>PANDA Van (141_)</b>							
1.1	09/00-02/04	187A1.000	40	1108		ALT, (-AC), MTR-NO 714685⇒ ALT, (-AC), ⇒MTR-NO 714685 ALT, (AC)	<b>4PK665</b> <b>4PK673</b> <b>5PK1150</b>
					<b>CT997</b>	CA	
					<b>CT997K1</b>	CA	
					<b>CT997WP1</b>	CA, MTR-NO 9042884⇒	
	05/91-03/95	156C.046	37			ALT, MTR-NO 4233956⇒ ALT, ⇒MTR-NO 4233955 CA, ⇒MTR-NO 9042883	<b>4PK673</b> <b>AVX10X675</b>
					<b>CT503</b>	CA, ⇒MTR-NO 9042883	
					<b>CT503K1</b>	CA, ⇒MTR-NO 9042883	
					<b>CT997</b>	CA, MTR-NO 9042884⇒	
					<b>CT997K1</b>	CA, MTR-NO 9042884⇒	
					<b>CT997WP1</b>	CA, MTR-NO 9042884⇒	
1.1 AWD	09/00-02/04	187A1.000	40	1108		ALT, (-AC), MTR-NO 714685⇒ ALT, (-AC), ⇒MTR-NO 714685 ALT, (AC)	<b>4PK665</b> <b>4PK673</b> <b>5PK1150</b>
					<b>CT997</b>	CA	






**FIAT**
**PANDA Van (141\_)**

1000	01/86-02/92	156A3.100, 156A2.100	32	999	<b>CT997K1</b> CA <b>CT997WP1</b> CA, MTR-NO 9042884⇒  <b>CT503</b> CA, ⇒MTR-NO 9042883 <b>CT503K1</b> CA, ⇒MTR-NO 9042883 <b>CT997</b> CA, MTR-NO 9042884⇒ <b>CT997K1</b> CA, MTR-NO 9042884⇒	ALT, MTR-NO 4233956⇒ ALT, ⇒MTR-NO 4233955 ALT  CA, ⇒MTR-NO 9042883 CA, ⇒MTR-NO 9042883 CA, MTR-NO 9042884⇒ CA, MTR-NO 9042884⇒	<b>4PK673</b> <b>AVX10X675</b> <b>AVX10X675</b>
1000 i.e	08/92-02/04	156A2.246	33	999	<b>CT503</b> CA, ⇒MTR-NO 9042883 <b>CT503K1</b> CA, ⇒MTR-NO 9042883 <b>CT997</b> CA, MTR-NO 9042884⇒ <b>CT997K1</b> CA, MTR-NO 9042884⇒	CA, ⇒MTR-NO 9042883 CA, ⇒MTR-NO 9042883 CA, MTR-NO 9042884⇒ CA, MTR-NO 9042884⇒	
750	01/86-07/92	141B.000	25	764	<b>CT503</b> CA <b>CT503K1</b> CA	ALT, ENGINE: OHC ALT, ENGINE: OHV	<b>AVX10X675</b> <b>AVX10X800</b>

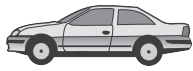
**PANDA Van (169)**

1.2	09/04-	188A4.000	44	1242	<b>CT1115</b> <b>CT1115K1</b> <b>CT999</b> <b>CT999K1</b> <b>CT999WP1</b>	ALT, (-AC) ALT, AC CA, MTR-CODE: 188 A4.000, MTR-NO 2533529⇒ CA, MTR-CODE: 188 A4.000, MTR-NO 2533529⇒ CA, MTR-CODE: 188 A4.000, ⇒MTR-NO 2533528 CA, MTR-CODE: 188 A4.000, ⇒MTR-NO 2533528 CA, MTR-CODE: 188 A4.000, ⇒MTR-NO 2533528	<b>4PK665</b> <b>5PK1150</b>
1.2 4x4	09/04-	188A4.000	44	1242	<b>CT1115</b> <b>CT1115K1</b> <b>CT999</b> <b>CT999K1</b> <b>CT999WP1</b>	ALT, (-AC) ALT, AC CA, MTR-CODE: 188 A4.000, MTR-NO 2533529⇒ CA, MTR-CODE: 188 A4.000, MTR-NO 2533529⇒ CA, MTR-CODE: 188 A4.000, ⇒MTR-NO 2533528 CA, MTR-CODE: 188 A4.000, ⇒MTR-NO 2533528 CA, MTR-CODE: 188 A4.000, ⇒MTR-NO 2533528	<b>4PK665</b> <b>5PK1150</b>
1.3 JTD	01/06-	169A1.000	55	1248		ALT, (-AC) ALT, (AC) ALT, (AC), (Valeo), OE-NO 46823547, 51784845, FOR ALT: 90A, MTR-CODE: 169A1.000	<b>6PK1180</b> <b>6PK1310</b> <b>AP9035</b>
	03/04-	188A9.000	51			ALT, (-AC) ALT, (AC) ALT, (AC), (Valeo), OE-NO 46823547, 51784845, FOR ALT: 90A, MTR-CODE: 188A8.000	<b>6PK1180</b> <b>6PK1310</b> <b>AP9035</b>

**PUNTO (176)**

1.4 GT Turbo	01/94-09/96	176A4.000	98	1372	<b>CT605</b> AC <b>CT605K1</b> ALT CA CA	AC ALT ALT, (AC) PS CA CA	<b>3PK1000</b> <b>5PK940</b> <b>5PK990</b> <b>AVX10X690</b>
	09/96-09/99	176B6.000	96		<b>CT605</b> AC <b>CT605K1</b> ALT CA CA	AC ALT ALT, (AC) PS CA CA	<b>3PK1000</b> <b>5PK940</b> <b>5PK990</b> <b>AVX10X690</b>
1.7 D	04/94-09/97	176B3.000	42	1698	<b>CT611</b> PS <b>CT611K1</b> AC CA CA	PS AC ALT, ⇒MTR-NO 1815650 ALT, MTR-NO 1815652⇒ ALT, (AC)	<b>3PK719</b> <b>4PK945</b> <b>5PK940</b> <b>6PK935</b> <b>6PK986</b>
1.7 TD	01/94-09/99	176A5.000	52	1698	<b>CT611</b> PS <b>CT611K1</b> AC CA CA	PS AC ALT, ⇒MTR-NO 01815651 ALT, MTR-NO 01815652⇒ ALT, (AC)	<b>3PK719</b> <b>4PK950</b> <b>5PK934</b> <b>6PK935</b> <b>6PK986</b>





# FIAT

## PUNTO (176)

		176A3.000	51		CT611K1 CA	PS AC ALT, ⇒MTR-NO 01815651 ALT, MTR-NO 01815652⇒ ALT, (AC)	3PK719 4PK950 5PK934 6PK935 6PK986
					CT611 CT611K1	CA CA	
55 1.1	09/93-09/99	176A6.000, 176B2.000	40	1108	CT927  CT973 CT973K1 CT973WP1 CT973WP2 CT997 CT997K1 CT997WP1	PS ALT ALT, (PS), (AC) AC, (PS) CA, MTR-CODE: 176 A7.000, ⇒MTR-NO 9042883, OE-NO 71749474, (PUNTO 60 1.2l) CA, ⇒MTR-NO 9042883 CA, ⇒MTR-NO 9042883 CA, ⇒MTR-NO 9042883, ⇒03/1999 CA, ⇒MTR-NO 9042883, 04/1999⇒ CA, MTR-NO 9042884⇒ CA, MTR-NO 9042884⇒ CA, MTR-NO 9042884⇒	3PK915 4PK673 4PK706 4PK855
60 1.2	01/94-09/99	176A7.000	43	1242	CT927 CT927K1 CT927WP1 CT999 CT999K1 CT999WP1	PS ALT, (-AC) ALT, (AC), MTR-NO 7882273⇒ ALT, (AC), ⇒MTR-NO 7882272 AC, MTR-NO 7882273⇒ AC, ⇒MTR-NO 7882272 CA, ⇒MTR-NO 9042882 CA, ⇒MTR-NO 9042882 CA, ⇒MTR-NO 9042882 CA, MTR-NO 9042883⇒ CA, MTR-NO 9042883⇒ CA, MTR-NO 9042883⇒	3PK915 4PK673 4PK698 4PK706 4PK841 4PK855
	03/94-09/99	176B1.000, 176B4.000	44		CT927 CT927K1 CT927WP1 CT999 CT999K1 CT999WP1	PS ALT, (-AC) ALT, (AC), MTR-NO 7882273⇒ ALT, (AC), ⇒MTR-NO 7882272 AC, MTR-NO 7882273⇒ AC, ⇒MTR-NO 7882272 CA, ⇒MTR-NO 9042882 CA, ⇒MTR-NO 9042882 CA, ⇒MTR-NO 9042882 CA, MTR-NO 9042883⇒ CA, MTR-NO 9042883⇒ CA, MTR-NO 9042883⇒	3PK915 4PK673 4PK698 4PK706 4PK841 4PK855
60 TD 1.7	09/96-09/99	176B7.000	46	1698	CT611 CT611K1	PS AC ALT, ⇒MTR-NO 01815651 ALT, MTR-NO 01815652⇒ ALT, (AC) CA CA	3PK719 4PK950 5PK934 6PK935 6PK986
75 1.2	10/93-09/99	176A8.000	54	1242	CT927 CT927K1 CT927WP1 CT999 CT999K1 CT999WP1	PS, MTR-NO 5795655⇒ PS, ⇒MTR-NO 5795654 ALT, (-AC) ALT, (AC), MTR-NO 7882273⇒ ALT, (AC), ⇒MTR-NO 7882272 AC, MTR-NO 7882273⇒ AC, ⇒MTR-NO 7882272 CA, ⇒MTR-NO 9042882 CA, ⇒MTR-NO 9042882 CA, ⇒MTR-NO 9042882 CA, MTR-NO 9042883⇒ CA, MTR-NO 9042883⇒ CA, MTR-NO 9042883⇒	3PK915 3PK935 4PK673 4PK698 4PK706 4PK841 4PK855
85 16V 1.2	04/97-09/99	176B9.000	63	1242	CT1049 CT1049K1	PS ALT, (-AC) ALT, (AC), MTR-NO 7882273⇒ ALT, (AC), ⇒MTR-NO 7882272 AC, MTR-NO 7882273⇒ AC, ⇒MTR-NO 7882272 CA CA	3PK915 4PK673 4PK698 4PK706 4PK841 4PK855
90 1.6	01/94-04/97	176A9.000	65	1581		CA, ⇒MTR-NO 09396121 AC, MTR-NO 09396122⇒ ALT PS	4PK1006 4PK975 5PK940 AVX10X690




**FIAT**
**PUNTO (176)**

					<b>CT605</b>	CA	
					<b>CT605K1</b>	CA	

**PUNTO (188)**

1.2 16V 80 (188.233, .235, .253, .255, .333, .353, .639...)	09/99-	188A5.000	59	1242	<b>CT1049</b> <b>CT1049K1</b> <b>CT1049WP1</b>	(RHD), PS ALT, (-AC), MTR-NO 714686⇒ ALT, (-AC), ⇒MTR-NO 714685 (RHD), ALT, AC (RHD), AC 09/2001⇒, ALT, AC ⇒08/2001, ALT, AC CA CA CA	<b>3PK915</b> <b>4PK665</b> <b>4PK673</b> <b>4PK698</b> <b>4PK841</b> <b>5PK1150</b> <b>5PK1173</b>
1.2 60 (188.030, .050, .130, .150, .230, .250)	09/99-	188A4.000	44	1242	<b>CT1115</b> <b>CT1115K1</b> <b>CT999</b> <b>CT999K1</b> <b>CT999WP1</b>	ALT, (-AC), MTR-NO 714686⇒ ALT, (-AC), ⇒MTR-NO 714685 ALT, AC, 02/2002⇒ ALT, AC, ⇒01/2002 CA, MTR-CODE: 188 A4.000, MTR-NO 2533529⇒ CA, MTR-CODE: 188 A4.000, MTR-NO 2533529⇒ CA, MTR-CODE: 188 A4.000, ⇒MTR-NO 2533528 CA, MTR-CODE: 188 A4.000, ⇒MTR-NO 2533528 CA, MTR-CODE: 188 A4.000, ⇒MTR-NO 2533528, ⇒MODEL '03	<b>4PK665</b> <b>4PK673</b> <b>5PK1150</b> <b>5PK1173</b>
1.2 Natural Power	09/03-	188A4.000	44	1242	<b>CT1115</b> <b>CT1115K1</b> <b>CT999</b> <b>CT999K1</b> <b>CT999WP1</b>	ALT, (-AC), MTR-NO 0714686⇒ ALT, (-AC), ⇒MTR-NO 0714685 AC, (RHD) ALT, (AC) CA, MTR-CODE: 188 A4.000, MTR-NO 2533529⇒, MODEL '04⇒ CA, MTR-CODE: 188 A4.000, MTR-NO 2533529⇒, MODEL '04⇒ CA, MTR-CODE: 188 A4.000, ⇒MTR-NO 2533528, ⇒MODEL '03 CA, MTR-CODE: 188 A4.000, ⇒MTR-NO 2533528, ⇒MODEL '03 CA, MTR-CODE: 188 A4.000, ⇒MTR-NO 2533528, ⇒MODEL '03	<b>4PK665</b> <b>4PK673</b> <b>4PK841</b> <b>5PK1150</b>
1.3 JTD 16V	06/03-	188A9.000	51	1248		ALT, (-AC) ALT, (AC) ALT, (AC), (Valeo), OE-NO 51718499, FOR ALT: 75A, OE-NO 46823547, FOR ALT: 90A, OE-NO 46835095, FOR ALT: 105A	<b>6PK1180</b> <b>6PK1310</b> <b>AP9035</b>
1.4	09/03-	843A1.000	70	1368	<b>CT1049</b> <b>CT1049K1</b> <b>CT1049WP1</b>	ALT, (-AC) ALT, (AC) CA CA CA	<b>4PK673</b> <b>5PK1150</b>
1.8 130 HGT (188.738, .718)	09/99-	183A1.000, 188A6.000	96	1747	<b>CT877</b> <b>CT877K2</b> <b>CT877WP2</b> <b>CT947</b> <b>CT947K2</b>	ALT, OE-NO 73501580 ALT, OE-NO 60674147 ALT, OE-NO 60667257 ALT, OE-NO 71739915 CA, MTR-CODE: 183.A1.000, ⇒08/2000 CA, MTR-CODE: 183.A1.000 CA, MTR-CODE: 183.A1.000 CA, MTR-CODE: 183.A6.000, 09/2000⇒ CA, MTR-CODE: 183.A6.000	<b>6PK1760</b> <b>6PK1795</b> <b>6PK1815</b> <b>6PK1845</b>
1.9 DS 60 (188.031, .051, .231, .251)	09/99-	188A3.000	44	1910	<b>CT995</b> <b>CT995K2</b> <b>CT995WP1</b>	ALT, AC, 04/2002⇒ ALT, AC, ⇒03/2002 ALT ALT, (Denso), FOR ALT: 85A, OE-NO 46763534, 46763533, FOR ALT: 90A, OE-NO 46774430, FOR ALT: 100A, OE-NO 46765838, FOR ALT: 105A, OE-NO 46782213, FOR ALT: 120A, OE-NO 46809068, 46748353 CA CA CA	<b>6PK1195</b> <b>6PK1230</b> <b>6PK815</b> <b>AP9017</b>
1.9 JTD	10/01-	188A7.000	63	1910		ALT, AC, 04/2002⇒ ALT, AC, ⇒03/2002 ALT ALT, (Denso), FOR ALT: 85A, OE-NO 46763533, 46763534, FOR ALT: 90A, OE-NO 46774430, FOR ALT: 100A, OE-NO	<b>6PK1195</b> <b>6PK1230</b> <b>6PK815</b> <b>AP9017</b>





## FIAT

### PUNTO (188)

						46765838, FOR ALT: 105A, OE-NO 46782213, FOR ALT: 120A, OE-NO 46809068, 46748353	
						CA CA CA	VD1065
	06/03-	188B2.000	74			ALT, AC ALT, (Denso), FOR ALT: 105A, OE-NO 46782213 ALT, (Denso), FOR ALT: 100A, OE-NO 51764265	6PK1195 AP9017 AP9054 VD1065
						CA, MTR-CODE: 188 B2.000 CA, MTR-CODE: 188 B2.000 CA, MTR-CODE: 188 B2.000	
1.9 JTD 80 (188.237, .257, .337, .357)	09/99-	188A2.000	59	1910		ALT, AC, 04/2002⇒ ALT, AC, ⇒03/2002 ALT ALT, (Denso), FOR ALT: 85A, OE-NO 46763533, 46763534, FOR ALT: 90A, OE- NO 46774430, FOR ALT: 100A, OE-NO 467658838, FOR ALT: 105A, OE-NO 46782213, FOR ALT: 120A, OE-NO 46748353, 46809068	6PK1195 6PK1230 6PK815 AP9017 VD1065
						CA CA CA	

### PUNTO (199)

0.9 Twinair Turbo	03/12-	312A2.000	63	875		ALT, (AC)	5PK1150
-------------------	--------	-----------	----	-----	--	-----------	---------

### PUNTO / GRANDE PUNTO (199)

1.2	10/05-	199A4.000	48	1242		ALT, (-AC) ALT, (AC) CA, MTR-CODE: 199 A4.000 CA, MTR-CODE: 199 A4.000	4PK665 5PK1145
1.3 D Multijet	10/05-	199A2.000	55	1248		ALT, (-AC) ALT, AC ALT, (AC), (Valeo), OE-NO 46823547, 51784845, FOR ALT: 90A, OE-NO 46835095, 51784846, FOR ALT: 105A	6PK1180 6PK1325 AP9035
		199A3.000	66			ALT, (-AC) ALT, AC ALT, (AC), (Valeo), OE-NO 46823547, FOR ALT: 90A, OE-NO 46835095, FOR ALT: 105A	6PK1180 6PK1325 AP9035
	07/08-	199B2.000	51			ALT, (Valeo), FOR ALT: 120A, OE-NO 51854103	AP9035
	04/10-	223A9.000, 199B4.000	62			ALT, (Valeo), FOR ALT: 120A, OE-NO 51854103	AP9035
	10/05-	350A1.000	57	1368		ALT, (-AC) ALT, (AC) CA, MTR-CODE: 350 A1.000 CA, MTR-CODE: 350 A1.000	4PK665 5PK1145
1.4 16V	10/05-	199A6.000	70	1368		ALT, (-AC) ALT, (AC)	4PK665 5PK1150
						CA CA CA	
						CA CA CA	
1.4 Abarth	12/07-	199A8.000	114	1368		ALT, (-AC) ALT, (AC)	4PK665 5PK1150
						CA CA CA	
						CA CA CA	
1.4 T-Jet	09/07-	198A4.000	88	1368		ALT, (-AC) ALT, (AC)	4PK665 5PK1150
						CA CA CA	
						CA CA CA	
1.6 D Multijet	07/08-	955A3.000	88	1598		ALT, (-AC) ALT, (AC) ALT, (Denso), FOR ALT: 120A, OE-NO 46809068, FOR ALT: 140A, OE-NO 73501591	6PK1038 6PK1374 AP9017
						ALT, (Denso), FOR ALT: 100A, OE-NO 51764265, 51854901, FOR ALT: 120A, OE- NO 51793678, 51854902	AP9054
							VD1065




**FIAT**
**PUNTO / GRANDE PUNTO (199)**

1.9 D Multijet	10/05-	939A1.000	88	1910	<b>CT1155</b> CA <b>CT1155K1</b> CA <b>CT1155WP1</b> CA	ALT, (AC), OE-NO 55203815 ALT, (AC), OE-NO 51758124 ALT, (Denso), OE-NO 73503235, FOR ALT: 120A ALT, (Denso), FOR ALT: 100A, OE-NO 51764265 ⇒MTR-NO 5452805	<b>6PK1374</b> <b>6PK1390</b> <b>AP9017</b>  <b>AP9054</b> <b>VD1065</b>
		199A5.000	96		<b>CT1106</b> CA <b>CT1106K1</b> CA <b>CT1106WP1</b> CA	ALT, (AC), OE-NO 55203815 ALT, (AC), OE-NO 51758124 ALT, (Denso), OE-NO 73503235, FOR ALT: 120A ALT, (Denso), FOR ALT: 100A, OE-NO 51764265 ⇒MTR-NO 5452805	<b>6PK1374</b> <b>6PK1390</b> <b>AP9017</b>  <b>AP9054</b> <b>VD1065</b>

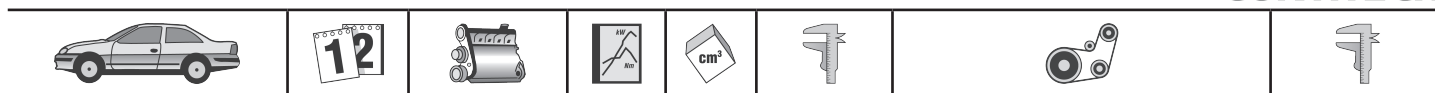
**PUNTO Cabriolet (176C)**

60 1.2	04/94-06/00	176A7.000	43	1242	<b>CT927</b> PS <b>CT927K1</b> ALT, (-AC) <b>CT927WP1</b> ALT, (AC), MTR-NO 7882273⇒ <b>CT999</b> ALT, (AC), ⇒MTR-NO 7882272 <b>CT999K1</b> AC, MTR-NO 7882273⇒ <b>CT999WP1</b> AC, ⇒MTR-NO 7882272 CA, ⇒MTR-NO 9042882 CA, ⇒MTR-NO 9042882 CA, ⇒MTR-NO 9042882 CA, MTR-NO 9042883⇒ CA, MTR-NO 9042883⇒ CA, MTR-NO 9042883⇒	<b>3PK915</b> <b>4PK673</b> <b>4PK698</b> <b>4PK706</b> <b>4PK841</b> <b>4PK855</b>
	05/95-06/00	176B1.000, 176B4.000	44		<b>CT927</b> PS <b>CT927K1</b> ALT, (-AC) <b>CT927WP1</b> ALT, (AC), MTR-NO 7882273⇒ <b>CT999</b> ALT, (AC), ⇒MTR-NO 7882272 <b>CT999K1</b> AC, MTR-NO 7882273⇒ <b>CT999WP1</b> AC, ⇒MTR-NO 7882272 CA, ⇒MTR-NO 9042882 CA, ⇒MTR-NO 9042882 CA, ⇒MTR-NO 9042882 CA, MTR-NO 9042883⇒ CA, MTR-NO 9042883⇒ CA, MTR-NO 9042883⇒	<b>3PK915</b> <b>4PK673</b> <b>4PK698</b> <b>4PK706</b> <b>4PK841</b> <b>4PK855</b>
85 16V 1.2	04/97-06/00	176B9.000	63	1242	<b>CT1049</b> PS <b>CT1049K1</b> ALT, (-AC) ALT, (AC), MTR-NO 7882273⇒ ALT, (AC), ⇒MTR-NO 7882272 AC, MTR-NO 7882273⇒ AC, ⇒MTR-NO 7882272 CA CA CA	<b>3PK915</b> <b>4PK673</b> <b>4PK698</b> <b>4PK706</b> <b>4PK841</b> <b>4PK855</b>
90 1.6	04/94-04/97	176A9.000	65	1581	<b>CT605</b> AC, ⇒MTR-NO 09396121 <b>CT605K1</b> AC, MTR-NO 09396122⇒ ALT PS CA CA	<b>4PK1006</b> <b>4PK975</b> <b>5PK940</b> <b>AVX10X690</b>

**PUNTO EVO**

1.2	10/09-02/12	199A4.000	48	1242	<b>CT1115</b> ALT, (-AC) <b>CT1115K1</b> ALT, (AC) CA CA	<b>4PK665</b> <b>5PK1145</b>
	1.3 D Multijet	10/09-02/12	223A9.000, 199B4.000	62	1248	<b>CT1115</b> ALT, (Valeo), FOR ALT: 120A, OE-NO 51854103 <b>CT1115K1</b> CA CA
		199A2.000, 199A9.000	55		PS PS  ALT ALT, (Valeo), FOR ALT: 90A, OE-NO 51784845, FOR ALT: 105A, OE-NO 51784846, FOR ALT: 120A, OE-NO 51854106	<b>4PK1022 ELAST</b> <b>4PK1022 ELAST</b> <b>T1</b> <b>6PK1325</b> <b>AP9035</b>
		199A3.000	66		ALT, (Valeo), FOR ALT: 90A, OE-NO	<b>AP9035</b>





<b>FIAT</b>						
<b>PUNTO EVO</b>						
						51784845, FOR ALT: 105A, OE-NO 51784846, FOR ALT: 120A, OE-NO 51854106
	07/08-02/12	199B2.000	51			ALT, (Valeo), FOR ALT: 90A, OE-NO 51784845 <b>AP9035</b>
1.4	10/09-02/12	350A1.000	57	1368	<b>CT1115</b> <b>CT1115K1</b>	ALT, (-AC) ALT, (AC) CA CA <b>4PK665</b> <b>5PK1145</b>
1.6 D Multijet	10/09-02/12	955A3.000	88	1598	<b>CT1115</b> <b>CT1155K1</b> <b>CT1155WP1</b>	ALT, (-AC) ALT, (AC) ALT, (Denso), FOR ALT: 100A, OE-NO 51854901, FOR ALT: 120A, OE-NO 51854902 <b>6PK1033</b> <b>6PK1374</b> <b>AP9054</b>  <b>VD1065</b> CA CA CA
<b>PUNTO Van (176L)</b>						
1.1	04/96-02/00	176B2.000	40	1108	<b>CT973</b> <b>CT973K1</b> <b>CT973WP1</b> <b>CT973WP2</b> <b>CT997</b> <b>CT997K1</b> <b>CT997WP1</b>	PS ALT, (-PS), (-AC) ALT, (AC) AC, (PS) CA, ⇨MTR-NO 9042883 CA, ⇨MTR-NO 9042883 CA, ⇨MTR-NO 9042883, ⇨03/1999 CA, ⇨MTR-NO 9042883, 04/1999⇨ CA, MTR-NO 9042884⇨ CA, MTR-NO 9042884⇨ CA, MTR-NO 9042884⇨ <b>3PK915</b> <b>4PK673</b> <b>4PK706</b> <b>4PK855</b>
1.7 D	04/96-02/00	176B3.000	42	1698	<b>CT611</b> <b>CT611K1</b>	PS ALT CA CA <b>3PK719</b> <b>6PK935</b>
1.7 TD	04/96-02/00	176A5.000	52	1698	<b>CT611</b> <b>CT611K1</b>	PS AC ALT, ⇨MTR-NO 01815651 ALT, MTR-NO 01815652⇨ ALT, (AC) CA CA <b>3PK719</b> <b>4PK950</b> <b>5PK934</b> <b>6PK935</b> <b>6PK986</b>
<b>PUNTO Van (188AX)</b>						
1.2 60	02/00-10/09	188A4.000	44	1242	<b>CT1115</b> <b>CT1115K1</b> <b>CT999</b> <b>CT999K1</b> <b>CT999WP1</b>	ALT, (-AC), MTR-NO 714686⇨ ALT, (-AC), ⇨MTR-NO 714685 AC, (RHD) ALT, AC, 02/2002⇨ ALT, AC, ⇨01/2002 CA, MTR-CODE: 188 A4.000, MTR-NO 2533529⇨, MODEL '04⇨ CA, MTR-CODE: 188 A4.000, MTR-NO 2533529⇨, MODEL '04⇨ CA, MTR-CODE: 188 A4.000, ⇨MTR-NO 2533528, ⇨MODEL '03 CA, MTR-CODE: 188 A4.000, ⇨MTR-NO 2533528, ⇨MODEL '03 CA, MTR-CODE: 188 A4.000, ⇨MTR-NO 2533528, ⇨MODEL '03 <b>4PK665</b> <b>4PK673</b> <b>4PK841</b> <b>5PK1150</b> <b>5PK1173</b>
1.3 JTD	06/03-10/05	188A9.000	51	1248		ALT, (-AC) ALT, (AC) ALT, (AC), (Valeo), OE-NO 51718499, FOR ALT: 75A, OE-NO 46823547, FOR ALT: 90A, OE-NO 46835095, FOR ALT: 105A, MTR-CODE: 188A9.000 <b>6PK1180</b> <b>6PK1310</b> <b>AP9035</b>
1.9 D 60	02/00-10/09	188A3.000	44	1910	<b>CT995</b> <b>CT995K2</b> <b>CT995WP1</b>	ALT, AC, 04/2002⇨ ALT, AC, ⇨03/2002 ALT ALT, (Denso), FOR ALT: 85A, OE-NO 46763534, 46763533, FOR ALT: 90A, OE- NO 46774430, FOR ALT: 100A, OE-NO 46765838, FOR ALT: 105A, OE-NO 46782213, FOR ALT: 120A, OE-NO 46748353, 46809068 CA CA CA <b>6PK1195</b> <b>6PK1230</b> <b>6PK815</b> <b>AP9017</b>
1.9 JTD	02/00-10/09	188A7.000	63	1910		ALT, AC, 04/2002⇨ ALT, AC, ⇨03/2002 ALT <b>6PK1195</b> <b>6PK1230</b> <b>6PK815</b>

**FIAT**



**FIAT**

**PUNTO Van (188AX)**

						ALT, (Denso), FOR ALT: 85A, OE-NO 46763533, 46763534, FOR ALT: 90A, OE-NO 46774430, FOR ALT: 100A, OE-NO 46765838, FOR ALT: 105A, OE-NO 46782213, FOR ALT: 120A, OE-NO 46809068, 46748353	<b>AP9017</b>
					<b>CT968</b>	CA	<b>VD1065</b>
					<b>CT968K2</b>	CA	
					<b>CT968WP2</b>	CA	

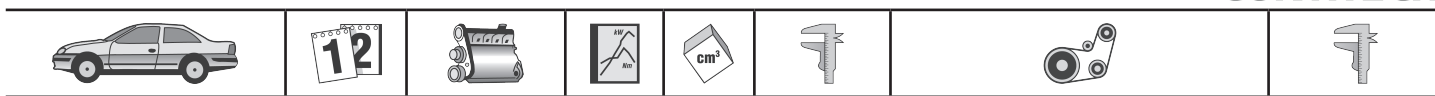
**QUBO (225)**

1.3 D Multijet	09/08-	199A2.000	55	1248		PS PS ALT, (-AC) ALT, (AC)	<b>4PK1022 ELAST</b> <b>4PK1022 ELAST T1</b> <b>6PK1180</b> <b>6PK1325</b>
1.4	09/08-	KFV, KFT	54	1360	<b>CT1067</b> <b>CT1067K1</b> <b>CT1067WP1</b>	ALT, (-AC) ALT, (AC) CA CA CA	<b>6PK1225</b> <b>6PK1564</b>
1.4 Natural Power	10/09-	350A1.000	57	1368	<b>CT1115</b> <b>CT1115K1</b>	ALT, (-AC) ALT, (AC) CA CA	<b>4PK665</b> <b>5PK1145</b>

**REGATA (138)**

100 Super 1.6	10/83-12/90	149A2.000, 149A4.000	74	1585	<b>CT598</b> <b>CT651</b> <b>CT670K1</b>	ALT PS AC AC ALT, (AC) ALT CA, MTR-NO 1484419⇒ CA, ⇒MTR-NO 1484418 CA, CH-NO 70566788⇒, 7380452⇒	<b>AVX10X1050</b> <b>AVX10X685</b> <b>AVX10X775</b> <b>AVX10X825</b> <b>AVX10X913</b> <b>AVX10X940</b>
60 Diesel 1.7	05/85-03/89	149B3.000	44	1698	<b>CT544</b>	ALT, (PS) ALT CA	<b>5PK836</b> <b>AVX10X888</b>
	09/83-12/86	138B6.000	43	1714	<b>CT678</b> <b>CT678K1</b>	ALT CA CA	<b>AVX10X825</b>
65 Diesel 1.9	04/84-07/89	149A1.000	48	1929	<b>CT542</b> <b>CT577</b> <b>CT599</b>	ALT, AC PS, MTR-NO 387355⇒ PS, ⇒MTR-NO 387354 PS, (AC) ALT, ⇒RICAMBI-NO 7056787, 7380450 ALT, RICAMBI-NO 7056788⇒, 7380451⇒ CA, (AC) CA, ⇒RICAMBI-NO 7056787, 7380450 CA, RICAMBI-NO 7056788⇒, 7380451⇒	<b>6PK1613</b> <b>AVX10X650</b> <b>AVX10X775</b> <b>AVX10X775</b> <b>AVX10X875</b> <b>AVX10X888</b>
70 1.3	09/83-07/86	138B2.000	50	1301	<b>CT647</b> <b>CT647K5</b>	ALT, (AC) ALT, (-AC) AC, WP, (AC) CA, MTR-NO 5771823⇒ CA, MTR-NO 5771823⇒	<b>AVX10X550</b> <b>AVX10X825</b> <b>AVX10X825</b>
	09/83-07/89	149A3.000, 149A7.000	48		<b>CT594</b> <b>CT594</b> <b>CT594K2</b> <b>CT594K2</b> <b>CT647</b> <b>CT647K2</b> <b>CT647K5</b> <b>CT702</b>	ALT, (AC) WP, (AC) ALT AC CA, (AUTOM) (AC), ⇒CH-NO 7211446 CA, (AUTOM) (AC), ⇒CH-NO 7211446 CA, (MANL) CA, (MANL), ⇒MTR-NO 5771822 CA, MTR-NO 5771823⇒ CA, (AC), CH-NO 7211447⇒	<b>AVX10X550</b> <b>AVX10X685</b> <b>AVX10X825</b> <b>AVX10X825</b>
75 1.5	12/83-12/87	138B3.048, 138C3.048	55	1498	<b>CT594</b> <b>CT594</b> <b>CT594</b> <b>CT594K2</b> <b>CT594K2</b> <b>CT594K2</b> <b>CT594K3</b>	ALT, (AC) WP, (AC) ALT AC CA, ⇒CH-NO 7211446 ⇒CH-NO 7211446, (AC) CH-NO 7211447⇒ CA, ⇒CH-NO 7211446, (AC) ⇒CH-NO 7211446 CH-NO 7211447⇒ CA, MTR-NO 5771823⇒	<b>AVX10X550</b> <b>AVX10X685</b> <b>AVX10X825</b> <b>AVX10X825</b>

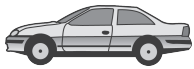




<b>FIAT</b>							
<b>REGATA (138)</b>							
↔					<b>CT702</b>	CA, CH-NO 7711447⇒, (AC)	
75 i.e. 1.5	07/85-07/89	138C2.048, 149C1.000	55	1498		ALT, (AC) WP, (AC) ALT AC	<b>AVX10X550</b> <b>AVX10X685</b> <b>AVX10X825</b> <b>AVX10X825</b>
					<b>CT594</b>	CA, ⇒CH-NO 7211446	
					<b>CT594</b>	⇒CH-NO 7211446, (AC)	
					<b>CT594</b>	CH-NO 7211447⇒	
					<b>CT594K2</b>	CA, ⇒CH-NO 7211446, (AC)	
					<b>CT594K2</b>	⇒CH-NO 7211446	
					<b>CT594K2</b>	CH-NO 7211447⇒	
					<b>CT594K3</b>	CA, MTR-NO 5771823⇒	
					<b>CT702</b>	CA, CH-NO 7711447⇒, (AC)	
80 Turbo Diesel 1.9	05/86-07/89	831D1.000	59	1929		ALT, (PS) ALT ALT, AC PS, MTR-NO 387355⇒ PS, (CAT) PS, ⇒MTR-NO 387354 PS, (AC) CA	<b>5PK836</b> <b>5PK847</b> <b>6PK1613</b> <b>AVX10X650</b> <b>AVX10X735</b> <b>AVX10X775</b> <b>AVX10X775</b>
					<b>CT542</b>		
85 1.5	05/85-12/87	149A5.000	58	1498		ALT, (AC) WP, (AC) ALT AC	<b>AVX10X550</b> <b>AVX10X685</b> <b>AVX10X825</b> <b>AVX10X825</b>
					<b>CT594</b>	CA, ⇒CH-NO 7211446	
					<b>CT594</b>	⇒CH-NO 7211446, (AC)	
					<b>CT594</b>	CH-NO 7211447⇒	
					<b>CT594K2</b>	CA, ⇒CH-NO 7211446, (AC)	
					<b>CT594K2</b>	⇒CH-NO 7211446	
					<b>CT594K2</b>	CH-NO 7211447⇒	
					<b>CT594K3</b>	CA, MTR-NO 5771823⇒	
					<b>CT702</b>	CA, CH-NO 7711447⇒, (AC)	
85 1.6	10/83-06/90	149A.000	60	1585		PS AC AC ALT, ⇒CH-NO 7409423 ALT, CH-NO 7409424⇒	<b>AVX10X685</b> <b>AVX10X775</b> <b>AVX10X825</b> <b>AVX10X888</b> <b>AVX10X960</b>
					<b>CT571</b>	CA, CH-NO 7409425⇒	
					<b>CT571K1</b>	CA, CH-NO 7409425⇒	
					<b>CT643</b>	CA, ⇒MTR-NO 1484418	
					<b>CT687</b>	CA, MTR-NO 1484419⇒, ⇒CH-NO 7409424	
85 Super 1.5	09/83-04/85	138B3.000	60	1498		ALT, (AC) WP, (AC) ALT AC	<b>AVX10X550</b> <b>AVX10X685</b> <b>AVX10X825</b> <b>AVX10X825</b>
					<b>CT594</b>	CA, ⇒CH-NO 7211446	
					<b>CT594</b>	⇒CH-NO 7211446, (AC)	
					<b>CT594</b>	CH-NO 7211447⇒	
					<b>CT594K2</b>	CA, ⇒CH-NO 7211446, (AC)	
					<b>CT594K2</b>	⇒CH-NO 7211446	
					<b>CT594K2</b>	CH-NO 7211447⇒	
					<b>CT594K3</b>	CA, MTR-NO 5771823⇒	
					<b>CT702</b>	CA, CH-NO 7711447⇒, (AC)	
90 i.e. 1.6	01/87-07/89	149C2.000	66	1595		ALT PS AC AC ALT, (AC) ALT	<b>AVX10X1050</b> <b>AVX10X685</b> <b>AVX10X775</b> <b>AVX10X825</b> <b>AVX10X913</b> <b>AVX10X940</b>
					<b>CT670</b>	CA	
					<b>CT670K1</b>	CA, CH-NO 70566788⇒, 7380452⇒	
<b>REGATA Weekend</b>							
100 1.6 (RF)	09/84-12/86	149A4.000	74	1585		ALT PS AC AC ALT, (AC) ALT	<b>AVX10X1050</b> <b>AVX10X685</b> <b>AVX10X775</b> <b>AVX10X825</b> <b>AVX10X913</b> <b>AVX10X940</b>
					<b>CT598</b>	CA	
					<b>CT670K1</b>	CA, CH-NO 70566788⇒, 7380452⇒	
60 Diesel 1.7	01/84-12/89	149B3.000	44	1698		ALT CA	<b>AVX10X888</b>
					<b>CT544</b>		
65 Diesel 1.9	04/84-07/89	149A1.000	48	1929		ALT, AC PS, MTR-NO 387355⇒ PS, ⇒MTR-NO 387354 PS, (AC)	<b>6PK1613</b> <b>AVX10X650</b> <b>AVX10X775</b> <b>AVX10X775</b>






**FIAT**
**REGATA Weekend**

						ALT, ⇒RICAMBI-NO 7056787, 7380450 ALT, RICAMBI-NO 7056788⇒, 7380451⇒ CA, (AC) CA, ⇒RICAMBI-NO 7056787, 7380450 CA, RICAMBI-NO 7056788⇒, 7380451⇒	<b>AVX10X875</b> <b>AVX10X888</b>
70 1.3	01/84-07/89	138B2.000	50	1301	<b>CT542</b> <b>CT577</b> <b>CT599</b>	ALT, (AC) WP, (AC) ALT AC CA CA, (AUTOM) CA, MTR-NO 5771823⇒	<b>AVX10X550</b> <b>AVX10X685</b> <b>AVX10X825</b> <b>AVX10X825</b>
75 1.5	09/84-07/89	138B3.048, 138C3.048	55	1498	<b>CT594</b> <b>CT647</b> <b>CT647K5</b>	ALT, (AC) WP, (AC) ALT AC CA, ⇒CH-NO 7211446 ⇒CH-NO 7211446, (AC) CH-NO 7211447⇒ CA, ⇒CH-NO 7211446, (AC) ⇒CH-NO 7211446 CH-NO 7211447⇒ CA, MTR-NO 5771823⇒ CA, CH-NO 7711447⇒, (AC)	<b>AVX10X550</b> <b>AVX10X685</b> <b>AVX10X825</b> <b>AVX10X825</b>
75 1.5 i.e. KAT	12/86-07/89	138C2.048	55	1498	<b>CT594</b> <b>CT594K3</b> <b>CT676</b>	ALT, (AC) WP, (AC) ALT, (-AC) AC CA, (AC) CA, (AC) CA, (-AC)	<b>AVX10X550</b> <b>AVX10X690</b> <b>AVX10X825</b> <b>AVX10X825</b>
80 Turbo Diesel 1.9	05/86-07/89	831D1.000	59	1929	<b>CT542</b>	ALT, (PS) ALT ALT, AC PS, MTR-NO 387355⇒ PS, (CAT) PS, ⇒MTR-NO 387354 PS, (AC) CA	<b>5PK836</b> <b>5PK847</b> <b>6PK1613</b> <b>AVX10X650</b> <b>AVX10X735</b> <b>AVX10X775</b> <b>AVX10X775</b>
90 i.e. 1.6	01/87-07/89	149C2.000	66	1595	<b>CT670</b> <b>CT670K1</b>	ALT PS AC AC ALT, (AC) ALT CA CA, CH-NO 70566788⇒, 7380452⇒	<b>AVX10X1050</b> <b>AVX10X685</b> <b>AVX10X775</b> <b>AVX10X825</b> <b>AVX10X913</b> <b>AVX10X940</b>
<b>RITMO Bertone Cabriolet</b> 100 1.6	10/85-12/87	138AR.048	74	1585	<b>CT598</b> <b>CT651</b> <b>CT670</b> <b>CT670K1</b>	ALT, ⇒RICAMBI-NO 4880207 RICAMBI-NO 4880208⇒ CA, MTR-NO 1484452⇒, ⇒RICAMBI-NO 4880207 CA, ⇒MTR-NO 1484451 CA, RICAMBI-NO 4880208⇒ CA, CH-NO 4880208⇒	<b>AVX10X1050</b> <b>AVX10X940</b>
85 1.5	01/80-07/89	138A4.000	63	1498	<b>CT594</b> <b>CT594K2</b> <b>CT594K3</b> <b>CT702</b>	ALT, (AC) WP, (AC) ALT AC ALT CA CA, ⇒MTR-NO 5771822 CA, MTR-NO 5771823⇒ CA, (AC)	<b>AVX10X550</b> <b>AVX10X685</b> <b>AVX10X825</b> <b>AVX10X825</b> <b>AVX10X838</b>
	03/83-12/86	138B3.000	60		<b>CT594</b> <b>CT594K2</b> <b>CT594K3</b> <b>CT702</b>	ALT, (AC) WP, (AC) ALT AC ALT CA CA, ⇒MTR-NO 5771822 CA, MTR-NO 5771823⇒ CA, (AC)	<b>AVX10X550</b> <b>AVX10X685</b> <b>AVX10X825</b> <b>AVX10X825</b> <b>AVX10X838</b>
<b>RITMO I (138A)</b> 105 Sport 1.6	05/81-12/82	138AR.000	77	1585	<b>CT598</b>	ALT, ⇒RICAMBI-NO 4880207 ALT, ⇒12/1982 ALT, RICAMBI-NO 4880208⇒ CA, MTR-NO 1484452⇒, ⇒RICAMBI-NO	<b>AVX10X1050</b> <b>AVX10X850</b> <b>AVX10X940</b>





<b>FIAT</b>							
<b>RITMO I (138A)</b>							
					<b>CT651</b>	4880207	
					<b>CT670</b>	CA, ⇒MTR-NO 1484451 CA, RICAMBI-NO 4880208⇒	
125 TC Abarth 2.0	11/81-09/82	138AR1.000	92	1995		ALT CA	<b>AVX10X850</b>
55 Diesel 1.7	10/79-09/82	138A5.000	40	1714		ALT AC CA	<b>AVX10X825</b> <b>AVX10X825</b>
			43		<b>CT678</b> <b>CT678K1</b> <b>CT678K2</b>	CA CA CA	
					<b>CT678</b> <b>CT678K1</b> <b>CT678K2</b>	ALT AC CA CA CA	<b>AVX10X825</b> <b>AVX10X825</b>
60 1.0	09/78-09/82	127A6.000	44	1049		ALT, MTR-NO 408851⇒ ALT, ⇒MTR-NO 408850 CA, ⇒02/1979 CA, ⇒02/1979 CA, 02/1979⇒	<b>AVX10X1000</b> <b>AVX10X825</b>
					<b>CT647</b> <b>CT647K4</b> <b>CT650</b>		
65 1.3	01/78-09/82	138A1.000	48	1301		ALT CA CA, CH-NO 2750813⇒ CA, ⇒CH-NO 2750812	<b>AVX10X825</b>
					<b>CT647</b> <b>CT647K2</b> <b>CT647K4</b>		
70 1.3	11/83-08/85	149A3.000, 149A7.000	48	1301		ALT, (AC) WP, (AC) ALT, (-AC) AC CA CA, ⇒MTR-NO 5771822 CA, MTR-NO 5771823⇒	<b>AVX10X550</b> <b>AVX10X690</b> <b>AVX10X825</b> <b>AVX10X825</b>
					<b>CT647</b> <b>CT647K2</b> <b>CT647K5</b>		
75 1.3	01/81-09/82	138A3.000	55	1301		ALT, (AC) WP, (AC) ALT AC CA CA	<b>AVX10X550</b> <b>AVX10X685</b> <b>AVX10X825</b> <b>AVX10X825</b>
					<b>CT647</b> <b>CT647K4</b>		
75 1.5	01/78-10/82	138A2.000, 138C3.048	55	1498		ALT, (AC) WP, (AC) ALT AC ALT ALT CA CA CA, (AC)	<b>AVX10X550</b> <b>AVX10X685</b> <b>AVX10X825</b> <b>AVX10X825</b> <b>AVX10X825</b> <b>AVX10X838</b>
					<b>CT594</b> <b>CT594K2</b> <b>CT702</b>		
75 i.e. 1.5	10/85-05/87	138C2.048, 149C1.000	55	1498		ALT, (AC) WP, (AC) ALT AC ALT CA CA CA, MTR-NO 5771823⇒ CA, (AC)	<b>AVX10X550</b> <b>AVX10X685</b> <b>AVX10X825</b> <b>AVX10X825</b> <b>AVX10X825</b> <b>AVX10X838</b>
					<b>CT594</b> <b>CT594K2</b> <b>CT594K3</b> <b>CT702</b>		
85 1.5	01/81-09/82	138A4.000	63	1498		ALT, (AC) WP, (AC) ALT AC ALT ALT CA CA CA, (AC)	<b>AVX10X550</b> <b>AVX10X685</b> <b>AVX10X825</b> <b>AVX10X825</b> <b>AVX10X825</b> <b>AVX10X838</b>
					<b>CT594</b> <b>CT594K2</b> <b>CT702</b>		
90 i.e. 1.6	09/85-12/87	149C2.000	66	1595		ALT ALT CA CA, CH-NO 4880208⇒	<b>AVX10X1050</b> <b>AVX10X940</b>
					<b>CT670</b> <b>CT670K1</b>		
<b>RITMO II (138A)</b>							
105 1.6	01/83-12/87	138AR.000	77	1585		ALT, ⇒RICAMBI-NO 4880207 ALT, RICAMBI-NO 4880208⇒ CA, MTR-NO 1484452⇒, ⇒RICAMBI-NO 4880207 CA, ⇒MTR-NO 1484451 CA, MTR-NO 1484452⇒, RICAMBI-NO 4880208⇒	<b>AVX10X1050</b> <b>AVX10X940</b>
					<b>CT598</b> <b>CT651</b> <b>CT670</b>		
130 TC Abarth 2.0	04/83-12/87	138AR2.000	96	1995		ALT CA	<b>AVX10X850</b>
					<b>CT652</b>		
60 1.1	10/82-10/85	138B.000, 138B1.000,	40	1116		ALT, MTR-NO 408851⇒ ALT, ⇒MTR-NO 408850	<b>AVX10X1000</b> <b>AVX10X825</b>

**FIAT**



**FIAT**
**RITMO II (138A)**

		138C1.000			<b>CT647</b> <b>CT647K2</b>	CA CA, ⇒MTR-NO 5771822	
	04/85-12/87	146A4.048	43			ALT, MTR-NO 408851⇒ ALT, ⇒MTR-NO 408850	<b>AVX10X1000</b> <b>AVX10X825</b>
					<b>CT647</b> <b>CT647K2</b> <b>CT647K5</b>	CA CA, ⇒MTR-NO 5771822 CA, MTR-NO 5771823⇒	
60 Diesel 1.7	05/85-12/87	138C.000, 149B3.000	44	1698		AC ALT CA	<b>AVX10X825</b> <b>AVX10X838</b>
					<b>CT544</b>	CA	
	10/82-10/85	138B6.000	43	1714		AC ALT CA	<b>AVX10X825</b> <b>AVX10X838</b>
					<b>CT678</b> <b>CT678K1</b>	CA CA	
70 1.3	01/83-04/85	138B2.000	50	1301		ALT, (AC) WP, (AC) ALT AC	<b>AVX10X550</b> <b>AVX10X685</b> <b>AVX10X825</b> <b>AVX10X825</b>
					<b>CT647</b> <b>CT647K2</b> <b>CT647K5</b>	CA CA, ⇒MTR-NO 5771822 CA, MTR-NO 5771823⇒	
75 1.5 KAT	09/85-12/88	138C2.048, 149C1.000	55	1498		ALT, (AC) WP, (AC) ALT AC ALT	<b>AVX10X550</b> <b>AVX10X685</b> <b>AVX10X825</b> <b>AVX10X825</b> <b>AVX10X838</b>
					<b>CT594</b> <b>CT594K2</b> <b>CT594K3</b> <b>CT702</b>	CA CA, ⇒MTR-NO 5771822 CA, MTR-NO 5771823⇒ CA, (AC)	
80 Turbo Diesel 1.9	12/85-12/87	831D1.000	59	1929		ALT PS CA	<b>5PK847</b> <b>AVX10X750</b>
					<b>CT542</b>	CA	
85 1.5	01/83-12/87	138B3.000	60	1498		ALT, (AC) WP, (AC) ALT AC ALT	<b>AVX10X550</b> <b>AVX10X685</b> <b>AVX10X825</b> <b>AVX10X825</b> <b>AVX10X838</b>
					<b>CT594</b> <b>CT594K2</b> <b>CT594K3</b> <b>CT702</b>	CA CA, ⇒MTR-NO 5771822 CA, MTR-NO 5771823⇒ CA, (AC)	
	08/85-05/87	149A5.000	58			ALT, (AC) WP, (AC) ALT AC ALT CA	<b>AVX10X550</b> <b>AVX10X685</b> <b>AVX10X825</b> <b>AVX10X825</b> <b>AVX10X838</b>
					<b>CT594</b> <b>CT594K2</b> <b>CT594K3</b> <b>CT702</b>	CA CA, ⇒MTR-NO 5771822 CA, MTR-NO 5771823⇒ CA, (AC)	
90 1.6 i.e.	12/85-12/87	138AR.000	66	1585		ALT ALT	<b>AVX10X1050</b> <b>AVX10X940</b>
					<b>CT598</b> <b>CT651</b> <b>CT670</b> <b>CT670K1</b>	CA, MTR-NO 1484452⇒ CA, ⇒MTR-NO 1484451 CA CA	

**SCUDO (270\_)**

1.6 D Multijet	01/07-	9HU	66	1560		ALT, (AC) ALT, (Valeo), FOR ALT: 150A, OE-NO 71733552 ALT, (Bosch), FOR ALT: 150A, OE-NO 964065480	<b>6PK1705</b> <b>AP9013</b> <b>AP9023</b>
					<b>CT1092</b> <b>CT1092K1</b> <b>CT1092WP1</b>	CA CA CA	
2.0 D Multijet	04/11-	RH02	94	1997		ALT CA	<b>6PK1217</b>
					<b>CT1140</b>	CA	
	07/10-	RHH	120			ALT, AC ALT, (Valeo), FOR ALT: 150A, OE-NO 71733552 ALT, (Bosch), FOR ALT: 150A, OE-NO 964065480	<b>6PK1217</b> <b>AP9013</b> <b>AP9023</b> <b>VD1092</b>
					<b>CT1091</b> <b>CT1091K1</b> <b>CT1091WP1</b>	CA, MTR-CODE: DW10BTED4 FAP CA, MTR-CODE: DW10BTED4 FAP CA, MTR-CODE: DW10BTED4 FAP	
	01/07-	RHK	88			ALT, AC	<b>6PK1217</b>





<b>FIAT</b>						
<b>SCUDO (270_)</b>						
					ALT, (Valeo), OE-NO 71733552, FOR ALT: 150A ALT, (Bosch), OE-NO 9646065480, FOR ALT: 150A ALT, (Mitsubishi), FOR ALT: 180A, OE-NO 9646065180, ALT-No: A004TJ0084 CA, MTR-CODE: DW10BTED4 FAP CA, MTR-CODE: DW10BTED4 FAP CA, MTR-CODE: DW10BTED4 FAP	<b>AP9013</b> <b>AP9023</b> <b>AP9040</b> <b>VD1092</b>
					RHR	100
<b>SCUDO Combinato (220P)</b>						
1.6	02/96-12/06	220A2.000	58	1581	ALT, (AC) ALT, (-AC) AC PS CA CA	<b>4PK905</b> <b>6PK890</b> <b>6PK923</b> <b>AVX10X690</b>
1.9 D	04/98-12/06	WJZ (DW8)	51	1868	ALT, AC, (-PS) ALT, PS, (-AC), ⇒10/1999 ALT, PS, (-AC), 11/1999⇒ ALT, PS, AC ALT, (-PS), (-AC) ONLY WITH VD1097 ALT, (Valeo), FOR ALT: 80A, OE-NO 9655733780 ALT, (Bosch), FOR ALT: 150A, OE-NO 964065480 CA CA CA	<b>6PK1045</b> <b>6PK1390</b> <b>6PK1440</b> <b>6PK1740</b> <b>6PK869</b> <b>MS14</b> <b>AP9013</b> <b>AP9023</b> <b>VD1097</b>
					02/96-04/98	D9B
1.9 TD	02/96-12/06	D8B	68	1905	ALT, PS, (-AC) ALT, AC, (-PS) ALT, PS, AC ALT, (-PS), (-AC) ONLY WITH VD1086 ALT, (Valeo), FOR ALT: 80A, OE-NO 9655733780 CA CA CA, ⇒ORG-NO 07390, ⇒03/1997	<b>6PK1110</b> <b>6PK1165</b> <b>6PK1740</b> <b>6PK730</b> <b>MS01</b> <b>AP9013</b> <b>VD1086</b>
1.9 TD Eco	02/96-12/06	DHX (XUD9T F/L)	66	1905	ALT, PS, (-AC) ALT, AC, (-PS) ALT, PS, AC ALT, (-PS), (-AC) ONLY WITH VD1086 ALT, (Valeo), FOR ALT: 80A, OE-NO 9655733780 CA CA CA, ⇒ORG-NO 07390, ⇒03/1997	<b>6PK1110</b> <b>6PK1165</b> <b>6PK1740</b> <b>6PK730</b> <b>MS01</b> <b>AP9013</b> <b>VD1086</b>
2.0 16V	06/00-12/06	RFN	100	1997	ALT, PS, (-AC) ALT, PS, AC CA	<b>6PK1190</b> <b>6PK1705</b>

**FIAT**



**FIAT**

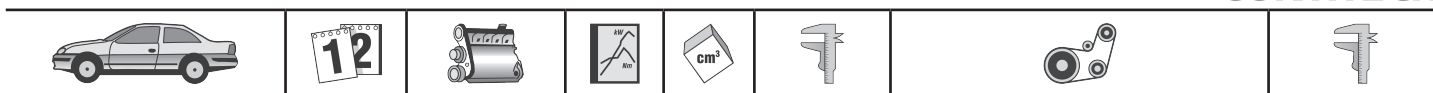
**SCUDO Combinato (220P)**

					<b>CT1138K1</b> <b>CT1138WP1</b>	CA CA	
2.0 JTD	12/99-12/06	RHZ	80	1997		ALT, (-AC) ALT, (-AC), ⇒11/2004 ALT, (AC) ALT, (AC), ⇒11/2004 ONLY WITH VD1080, ONLY WITH VD1095 ONLY WITH VD1095 ALT, (Valeo), OE-NO 71733552, FOR ALT: 150A ALT, (Bosch), FOR ALT: 150A, OE-NO 964065480 ALT, (Valeo), OE-NO 9621791480, FOR ALT: 150A, ALT, (Valeo), FOR ALT: 150A, OE-NO 9640878780, 9636060780 ⇒11/2004 12/2004⇒	<b>6PK1468</b> <b>6PK1468D1</b> <b>6PK1740</b> <b>6PK1740D1</b> <b>MS01</b> <b>MS02</b> <b>AP9013</b>  <b>AP9023</b>  <b>AP9038</b>   <b>VD1080</b> <b>VD1095</b>
	01/04-12/06	RHX	69		<b>CT1063</b> <b>CT1063K2</b> <b>CT987</b> <b>CT987K1</b> <b>CT987K2</b> <b>CT987WP1</b> <b>CT987WP2</b>	CA, ENGINE: 16V CA, ENGINE: 16V CA, ENGINE: 8V CA, ⇒04/2000, ENGINE: 8V CA, 04/2000⇒, ENGINE: 8V CA, ⇒04/2000, ENGINE: 8V CA, 04/2000⇒, ENGINE: 8V	<b>6PK1468</b> <b>6PK1740</b> <b>AP9013</b>  <b>AP9023</b>  <b>AP9038</b>   <b>VD1095</b>
2.0 JTD 16V	05/99-12/06	RHW (DW10ATED4)	80	1997		ALT, (Valeo), OE-NO 71733552, FOR ALT: 150A ALT, (Bosch), FOR ALT: 150A, OE-NO 964065480 ALT, (Valeo), OE-NO 9621791480, FOR ALT: 150A, ALT, (Valeo), FOR ALT: 150A, OE-NO 9640878780, 71732307	<b>AP9013</b>  <b>AP9023</b>  <b>AP9038</b>

**SCUDO Kasten (220L)**

1.6	02/96-12/06	220A2.000	58	1581	<b>CT605</b> <b>CT605K1</b>	ALT, (AC) ALT, (-AC) AC CA CA	<b>4PK905</b> <b>6PK894</b> <b>6PK923</b>
1.9 D	02/96-12/06	D9B	51	1905		ALT, PS, (-AC) ALT, AC, (-PS) ALT, PS, AC ALT, (-PS), (-AC) ONLY WITH VD1086 ALT, (Valeo), FOR ALT: 80A, OE-NO 9655733780	<b>6PK1110</b> <b>6PK1165</b> <b>6PK1740</b> <b>6PK730</b> <b>MS01</b> <b>AP9013</b>  <b>VD1086</b>
	04/98-12/06	WJZ (DW8)		1868		ALT, (AC) ALT, PS, ⇒10/1999 ALT, PS, 11/1999⇒  ALT ONLY WITH VD1097 ALT, (Valeo), FOR ALT: 80A, OE-NO 9655733780 ALT, (Bosch), FOR ALT: 150A, OE-NO 964065480	<b>6PK1045</b> <b>6PK1390</b> <b>6PK1440</b> <b>6PK1740</b> <b>6PK869</b> <b>MS02</b> <b>AP9013</b>  <b>AP9023</b>  <b>VD1097</b>
1.9 TD	02/98-12/06	D8B	68	1905	<b>CT986</b> <b>CT986K2</b> <b>CT986WP2</b>	CA CA CA	<b>6PK1110</b> <b>6PK1165</b> <b>6PK1740</b>

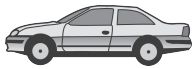




## FIAT

### SCUDO Kasten (220L)

					ALT, (-PS), (-AC) ONLY WITH VD1086 ALT, (Valeo), FOR ALT: 80A, OE-NO 9655733780	6PK730 MS01 AP9013  VD1086
	02/96-12/06	DHX (XUD9T F/L)	66		CT1061 CT1061K2 CA CA	
					ALT, PS, (-AC) ALT, AC, (-PS) ALT, PS, AC ALT, (-PS), (-AC) ONLY WITH VD1086 ALT, (Valeo), FOR ALT: 80A, OE-NO 9655733780	6PK1110 6PK1165 6PK1740 6PK730 MS01 AP9013  VD1086
					CT1061 CT1061K2 CT1061WP1 CA, ⇒ORG-NO 07390, ⇒03/1997	
2.0 JTD	12/99-12/06	RHX	69	1997	ALT, (-AC) ALT, (-AC), ⇒11/2004 ALT, (AC) ALT, (AC), ⇒11/2004 ONLY WITH VD1080 ONLY WITH VD1095 ALT, (Valeo), OE-NO 71733552, FOR ALT: 150A ALT, (Bosch), OE-NO 9646065480, FOR ALT: 150A, 12/2002⇒ ALT, (Valeo), OE-NO 9621791480, FOR ALT: 150A, ALT, (Valeo), FOR ALT: 150A, OE-NO 9640878780, 9636060780 ⇒12/2002 12/2002⇒	6PK1468 6PK1468D1 6PK1740 6PK1740D1 MS01 MS02 AP9013  AP9023  AP9038  VD1080 VD1095
					CT987 CT987K1 CT987K1 CT987K2 CT987WP1 CT987WP1 CT987WP2 CA, ⇒04/2000 CA, 12/2003⇒ CA, 04/2000⇒, ⇒11/2003 CA, ⇒04/2000 CA, 12/2003⇒ CA, 04/2000⇒, ⇒11/2003	
	12/02-12/06	RHZ	80		ALT, (-AC) ALT, (-AC), ⇒11/2004 ALT, (AC) ALT, (AC), ⇒11/2004 ONLY WITH VD1080 ONLY WITH VD1095 ALT, (Valeo), OE-NO 71733552, FOR ALT: 150A ALT, (Bosch), FOR ALT: 150A, OE-NO 964065480 ALT, (Valeo), OE-NO 9621791480, FOR ALT: 150A, ALT, (Valeo), FOR ALT: 150A, OE-NO 9640878780, 9636060780 ⇒11/2004 12/2004⇒	6PK1468 6PK1468D1 6PK1740 6PK1740D1 MS01 MS02 AP9013  AP9023  AP9038  VD1080 VD1095
					CT987 CT987K2 CT987WP2 CA, 04/2000⇒ CA, 04/2000⇒	
2.0 JTD 16V	05/99-12/06	RHW (DW10ATED4)	80	1997	ALT, (Valeo), OE-NO 71733552, FOR ALT: 150A ALT, (Bosch), FOR ALT: 150A, OE-NO 964065480 ALT, (Valeo), OE-NO 9621791480, FOR ALT: 150A, ALT, (Valeo), FOR ALT: 150A, OE-NO 9640878780, 71732307	AP9013  AP9023  AP9038
<b>SCUDO Kasten (270_)</b>						
1.6 D Multijet	01/07-	9HU	66	1560	ALT, (AC) ALT, (Valeo), FOR ALT: 150A, OE-NO 71733552 ALT, (Bosch), FOR ALT: 150A, OE-NO 964065480 CA CA CA	6PK1705 AP9013  AP9023
					CT1092 CT1092K1 CT1092WP1 CA CA CA	
2.0 16V	03/07-	RFH (EW10A)	103	1997	ALT, (Valeo), OE-NO 71733552, FOR ALT: 150A ALT, (Bosch), FOR ALT: 150A, OE-NO 964065480	AP9013  AP9023



FIAT

**FIAT**

**SCUDO Kasten (270\_)**

						ALT, (Mitsubishi), FOR ALT: 180A, OE-NO 9646065180, ALT-No: A004TJ0084	<b>AP9040</b>
2.0 D Multijet	05/11-	RH02	94	1997	<b>CT1140</b>	ALT CA	<b>6PK1217</b>
	07/10-	RHH	120			ALT, AC ALT, (Valeo), FOR ALT: 150A, OE-NO 71733552 ALT, (Bosch), FOR ALT: 150A, OE-NO 9646065480	<b>6PK1217</b> <b>AP9013</b> <b>AP9023</b> <b>VD1092</b>
	01/07-	RHK	88		<b>CT1091</b> <b>CT1091K1</b> <b>CT1091WP1</b>	CA, MTR-CODE: DW10BTED4 FAP CA, MTR-CODE: DW10BTED4 FAP CA, MTR-CODE: DW10BTED4 FAP	
		RHR	100		<b>CT1091</b> <b>CT1091K1</b> <b>CT1091WP1</b>	ALT, AC ALT, (Valeo), OE-NO 71733552, FOR ALT: 150A ALT, (Bosch), FOR ALT: 150A, OE-NO 9646065480 ALT, (Mitsubishi), FOR ALT: 180A, OE-NO 9646065180, ALT-No: A004TJ0084	<b>6PK1217</b> <b>AP9013</b> <b>AP9023</b> <b>AP9040</b> <b>VD1092</b>

**SCUDO Pritsche/Fahrgestell (270\_)**

1.6 D Multijet	01/07-	9HU	66	1560		ALT, (AC) ALT, (Valeo), FOR ALT: 150A, OE-NO 71733552 ALT, (Bosch), FOR ALT: 150A, OE-NO 9646065480	<b>6PK1705</b> <b>AP9013</b> <b>AP9023</b>
2.0 D Multijet	01/07-	RHK	88	1997	<b>CT1092</b> <b>CT1092K1</b> <b>CT1092WP1</b>	CA CA CA	
		RHR, DW10BTED4	100		<b>CT1091</b> <b>CT1091K1</b> <b>CT1091WP1</b>	ALT, AC ALT, (Valeo), OE-NO 71733552, FOR ALT: 150A ALT, (Bosch), OE-NO 9646065480, FOR ALT: 150A ALT, (Mitsubishi), FOR ALT: 180A, OE-NO 9646065180, ALT-No: A004TJ0084	<b>6PK1217</b> <b>AP9013</b> <b>AP9023</b> <b>AP9040</b> <b>VD1092</b>
					<b>CT1091</b> <b>CT1091K1</b> <b>CT1091WP1</b>	CA, MTR-CODE: DW10BTED4 FAP CA, MTR-CODE: DW10BTED4 FAP CA, MTR-CODE: DW10BTED4 FAP	

**SEDICI**

1.6 16V	06/06-	M16A	79	1586		AC ALT	<b>4PK800</b> <b>5PK836</b>
1.6 16V 4x4	06/06-	M16A	79	1586		AC ALT	<b>4PK815</b> <b>5PK836</b>
1.9 D Multijet 4x4	06/06-	D19AA	88	1910	<b>CT968</b> <b>CT968K2</b>	ALT ALT, (Denso), FOR ALT: 140A, OE-NO 71746673, 73501591	<b>6PK1390</b> <b>AP9017</b> <b>VD1065</b>
						CA CA	





<b>FIAT</b>							
<b>SEICENTO (187)</b>							
↔ 0.9 (187AXA, 187AXA1A)	01/98-01/10	1170A1.046	29	899		ALT, WP	<b>AVX10X800</b>
1.1 (187AXB, 187AX B1A)	01/98-01/10	176B2.000, 187A1.000	40	1108		ALT, (AC) ALT, (-AC), MTR-CODE: 187.A1.000 ALT, (-AC), MTR-CODE: 176.B2.000 AC	<b>4PK545</b> <b>4PK665</b> <b>4PK673</b> <b>4PK790</b>
					<b>CT1114</b>	CA, MTR-CODE: 187 A1.000, MTR-NO 2934170⇒	
					<b>CT973</b>	MTR-CODE: 176 B2.000, CA, ⇒MTR-NO 9042883	
					<b>CT973K1</b>	MTR-CODE: 176 B2.000, CA, ⇒MTR-NO 9042883	
					<b>CT973WP1</b>	MTR-CODE: 176 B2.000, CA, ⇒MTR-NO 9042882, ⇒03/1999	
					<b>CT973WP2</b>	MTR-CODE: 176 B2.000, CA, ⇒MTR-NO 9042882, 04/1999⇒	
					<b>CT997</b>	MTR-CODE: 176 B2.000, CA, MTR-NO 9042884⇒	
					<b>CT997</b>	MTR-CODE: 187 A1.000, ⇒MTR-NO 2934169, CA	
					<b>CT997K1</b>	MTR-CODE: 176 B2.000, CA, MTR-NO 9042884⇒	
					<b>CT997K1</b>	MTR-CODE: 187 A1.000, ⇒MTR-NO 2934169, CA	
					<b>CT997WP1</b>	MTR-CODE: 176 B2.000, CA, MTR-NO 9042884⇒	
					<b>CT997WP1</b>	MTR-CODE: 187 A1.000, CA, MTR-NO 9042884⇒	
<b>SEICENTO Van (187)</b>							
0.9 (187AXA)	01/98-01/10	1170A1.046	29	899		ALT, ⇒02/2000	<b>AVX10X800</b>
1.1 (187CXB/C)	01/98-01/10	176B2.000	40	1108		ALT, (AC) ALT, (-AC), MTR-CODE: 187.A1.000 ALT, (-AC), MTR-CODE: 176.B2.000 AC	<b>4PK545</b> <b>4PK665</b> <b>4PK673</b> <b>4PK790</b>
					<b>CT973</b>	CA, ⇒MTR-NO 9042883	
					<b>CT973K1</b>	CA, ⇒MTR-NO 9042883	
					<b>CT973WP1</b>	CA, ⇒MTR-NO 9042883, ⇒03/1999	
					<b>CT973WP2</b>	CA, ⇒MTR-NO 9042882, 04/1999⇒	
					<b>CT997</b>	CA, MTR-NO 9042884⇒	
					<b>CT997K1</b>	CA, MTR-NO 9042884⇒	
					<b>CT997WP1</b>	CA, MTR-NO 9042884⇒	
<b>SIENA (178_)</b>							
1.2	09/98-	178B5.000	54	1242		PS ALT, (-AC), 05/2002⇒ ALT, (-AC), ⇒04/2002 ALT, (AC) AC	<b>3PK915</b> <b>4PK665</b> <b>4PK673</b> <b>4PK698</b> <b>4PK841</b>
					<b>CT927</b>	CA, ⇒MTR-NO 9042883	
					<b>CT927K1</b>	CA, ⇒MTR-NO 9042883	
					<b>CT927WP1</b>	CA, ⇒MTR-NO 9042883	
					<b>CT999</b>	CA, MTR-NO 9042884⇒	
					<b>CT999K1</b>	CA, MTR-NO 9042884⇒	
					<b>CT999WP1</b>	CA, MTR-NO 9042884⇒	
	09/01-	188A4.000, 178C4.066	44			PS, MTR-CODE: 188 A4.000 PS, MTR-CODE: 178 C4.066 ALT, (-AC), MTR-CODE: 188 A4.000 AC, MTR-CODE: 178 C4.066, 02/2005⇒ ALT, MTR-CODE: 178 C4.066 AC, MTR-CODE: 178 C4.066, ⇒02/2005 ALT, (AC), MTR-CODE: 188 A4.000	<b>3PK905</b> <b>3PK915</b> <b>4PK673</b> <b>4PK685</b> <b>4PK698</b> <b>4PK841</b> <b>5PK1190</b>
					<b>CT1115</b>	CA, MTR-CODE: 178 C4.066, MTR-NO 2919640⇒	
					<b>CT1115K1</b>	CA, MTR-CODE: 178 C4.066, MTR-NO 2919640⇒	
					<b>CT999</b>	CA, MTR-CODE: 188 A4.000	
					<b>CT999</b>	CA, MTR-CODE: 178 C4.066, ⇒MTR-NO 2919639	
					<b>CT999K1</b>	CA, MTR-CODE: 188 A4.000	
					<b>CT999K1</b>	CA, MTR-CODE: 178 C4.066, ⇒MTR-NO 2919639	
					<b>CT999WP1</b>	CA, MTR-CODE: 188 A4.000	
		188A5.000	59			PS ALT, (-AC) ALT, (AC) CA	<b>3PK905</b> <b>4PK673</b> <b>5PK1190</b>
					<b>CT1049</b>	CA	
					<b>CT1049K1</b>	CA	
					<b>CT1049WP1</b>	CA	
1.3 JTD	09/03-	188A9.000	51	1248		ALT, (-AC)	<b>6PK1180</b>

**FIAT**





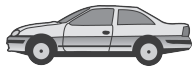
**FIAT**
**SIENA (178\_)**

						ALT, (AC) ALT, (Valeo), FOR ALT: 90A, OE-NO 46823547, 51784845	<b>6PK1310</b> <b>AP9035</b>
1.4	04/96-	178B2.000	51	1372		AC, 06/1999⇒ AC, ⇒05/1999 ALT PS CA	<b>4PK841</b> <b>4PK855</b> <b>5PK955</b> <b>AVX10X690</b>
					<b>CT605</b>		
1.4 KAT	04/96-	178B2.016	51	1372		AC, 06/1999⇒ AC, ⇒05/1999 ALT PS CA	<b>4PK841</b> <b>4PK855</b> <b>5PK955</b> <b>AVX10X690</b>
					<b>CT605</b>		
1.6	11/00-	182B6.000	76	1596		PS AC ALT CA	<b>3PK670</b> <b>4PK855</b> <b>5PK940</b>
					<b>CT879</b> <b>CT879K1</b>		
1.6 16V	09/98-	178B3.000	78	1581		PS AC ALT, 10/1999⇒ ALT, ⇒10/1999 CA CA, MTR-CODE: 178B3.000 /178D2.011	<b>3PK670</b> <b>4PK855</b> <b>5PK940</b> <b>5PK955</b>
					<b>CT879</b> <b>CT879K1</b>		
1.9 D	11/00-	223A6.000	46	1910		ALT, (Denso), FOR ALT: 90A, OE-NO 46774430	<b>AP9017</b>

**STILO (192)**

1.2 16V (192_XA1B)	02/02-11/06	188A5.000	59	1242		ALT, (-AC) ALT, (AC) CA CA CA	<b>4PK673</b> <b>5PK1150</b>
					<b>CT1049</b> <b>CT1049K1</b> <b>CT1049WP1</b>		
1.4 16V	01/04-11/06	843A1.000	70	1368		ALT, (-AC) ALT, (AC) CA CA CA	<b>4PK673</b> <b>5PK1150</b>
					<b>CT1049</b> <b>CT1049K1</b> <b>CT1049WP1</b>		
	03/05-11/06	192B2.000	66			ALT, (-AC) ALT, (AC) CA CA CA	<b>4PK673</b> <b>5PK1150</b>
					<b>CT1049</b> <b>CT1049K1</b> <b>CT1049WP1</b>		
1.6 16V	05/05-11/06	192B30	77	1598		ALT, (-AC) ALT, (AC) CA CA CA	<b>5PK1450</b> <b>5PK1546</b>
					<b>CT1077</b> <b>CT1077K1</b> <b>CT1077WP1</b>		
1.6 16V (192_XB1A)	10/01-11/06	182B6.000	76	1596		PS AC LENGTH 917 mm, (4 RIBS), AC ALT, WP CA CA	<b>3PK670</b> <b>4PK917 ELAST</b> <b>4PK917 ELAST</b> <b>T1</b> <b>5PK940</b>
					<b>CT879</b> <b>CT879K1</b>		
1.8 16V (192_XC1A)	10/01-11/06	192A4.000	98	1747		ALT, PS, AC, 03/2003⇒ ALT, PS, AC, ⇒02/2003 CA CA	<b>6PK1270</b> <b>6PK1285</b>
					<b>CT947</b> <b>CT947K2</b>		
1.9 D Multijet	09/05-11/06	192A8.000	88	1910		ALT ALT, (Denso), FOR ALT: 90A, OE-NO 46774430, FOR ALT: 105A, OE-NO 46782213 ALT, (Denso), FOR ALT: 90A, OE-NO 51727338, 51859058 (AC) CA CA CA	<b>6PK1256</b> <b>AP9017</b>  <b>AP9054</b>  <b>VD1065</b>
					<b>CT968</b> <b>CT968K2</b> <b>CT968WP2</b>		
		937A5.000	110			ALT, AC ALT, (Denso), OE-NO 73503235, FOR ALT: 120A CA, MTR-CODE: 937 A5.000 CA, MTR-CODE: 937 A5.000 CA, MTR-CODE: 937 A5.000	<b>6PK1360</b> <b>AP9017</b>  <b>VD1065</b>
					<b>CT1105</b> <b>CT1105K1</b> <b>CT1105WP1</b>		
		192A9.000	74			ALT, (AC) ALT, (-AC) ALT, (Denso), FOR ALT: 90A, OE-NO	<b>6PK1275</b> <b>6PK815</b> <b>AP9017</b>





## FIAT

### STILO (192)

					46774430, FOR ALT: 105A, OE-NO 46782213, FOR ALT: 120A, OE-NO 46809068 ALT, (Denso), FOR ALT: 90A, OE-NO 51727338, 51859058 (AC) CA, MTR-NO 4114650⇒ CA, MTR-NO 4114650⇒ CA, MTR-NO 4114650⇒ CA, ⇒MTR-NO 4114649 CA, ⇒MTR-NO 4114649 CA, ⇒MTR-NO 4114649	AP9054           VD1065
1.9 JTD	01/04-11/06	192A5.000	103	1910	ALT, AC ALT, (Denso), OE-NO 73503235, FOR ALT: 120A ALT, (Denso), FOR ALT: 90A, OE-NO 51727339, 51859058 CA CA	6PK1360 AP9017           VD1065
	09/03-11/06	937A4.000	93		ALT, (Denso), OE-NO 73503235, FOR ALT: 120A ALT, (Denso), FOR ALT: 90A, OE-NO 51727338, 51859058	AP9017           AP9054
	04/04-11/06	192B1.000	100		ALT, (Denso), OE-NO 73503235, FOR ALT: 120A ALT, (Denso), FOR ALT: 90A, OE-NO 51727338, 51859058	AP9017           AP9054
1.9 JTD (192_XE1A)	10/01-11/06	192A1.000, 937A7.000	85	1910	ALT, (AC), 10/2005⇒ ALT, (AC), ⇒10/2005 ALT, (-AC) ALT, (Denso), FOR ALT: 90A, OE-NO 46774430, FOR ALT: 105A, OE-NO 46782213, FOR ALT: 120A, OE-NO 46809068, 46748353, 60816954, 46823540 ALT, (Denso), FOR ALT: 90A, OE-NO 51727338, 51859058 (AC) CA CA CA	6PK1256 6PK1270 6PK815 AP9017           AP9054           VD1065
1.9 JTD (192_XF1A)	02/02-11/06	192A3.000	59	1910	ALT, AC ALT, (-AC) ALT, (Denso), FOR ALT: 90A, OE-NO 46774430, FOR ALT: 105A, OE-NO 46782213, FOR ALT: 120A, OE-NO 46809068, 46748353, 60816954, 46823540 ALT, (Denso), FOR ALT: 90A, OE-NO 51727338, 51859058 (AC) CA CA CA	6PK1275 6PK815 AP9017           AP9054           VD1065
1.9 JTD (192AXS1B, 192BXS1B)	09/04-11/06	192B5.000	66	1910	ALT, (AC), OE-NO 71744462 ALT, (AC), OE-NO 71739512 ALT, (-AC), CH-NO 066903⇒ ALT, (-AC), ⇒CH-NO 066902 ALT, (Denso), FOR ALT: 90A, OE-NO 46774430, FOR ALT: 105A, OE-NO 46782213 ALT, (Denso), FOR ALT: 90A, OE-NO 51727338, 51859058 CA CA CA	6PK1256 6PK1270 6PK800 6PK815 AP9017           AP9054           VD1065
2.4 20V (192_XD1A)	10/01-11/06	192A2.000	125	2446	AC CA CA	6PK1145
<b>STILO Multi Wagon (192)</b> 1.4 16V	01/04-08/08	843A1.000	70	1368	ALT, (-AC) ALT, (AC) CA CA CA	4PK673 5PK1150           4PK673 5PK1150
	03/05-08/08	192B2.000	66		ALT, (-AC) ALT, (AC) CA	4PK673 5PK1150



**FIAT**

**STILO Multi Wagon (192)**

Engine	Start/End	Part No.	Power (kW)	Power (hp)	Accessories	Part No.
1.6 16V	01/03-08/08	182B6.000	76	1596	CT1049K1 CA	3PK670
					CT1049WP1 CA	4PK917 ELAST 4PK917 ELAST T1 5PK940
1.8 16V	01/03-08/08	192A4.000	98	1747	CT879 CA	6PK1270 6PK1285
					CT879K1 CA	
1.9 D	09/04-08/08	192B5.000	66	1910	CT947 CA	6PK1256 6PK1270 6PK800 6PK815 AP9017
					CT947K2 CA	
					ALT, (AC), OE-NO 71744462 ALT, (AC), OE-NO 71739512 ALT, (-AC), CH-NO 066903⇒ ALT, (-AC), ⇒CH-NO 066902 ALT, (Denso), FOR ALT: 90A, OE-NO 46774430, FOR ALT: 105A, OE-NO 46782213 ALT, (Denso), FOR ALT: 90A, OE-NO 51727338, 51859058	
1.9 D Multijet	09/05-08/08	192A8.000	88	1910	CT968 CA	6PK1256 AP9017
					CT968K2 CA	
					CT968WP2 CA	
937A5.000		110			ALT, AC	6PK1360 AP9017
					ALT, (Denso), OE-NO 73503235, FOR ALT: 120A	
					CA, MTR-CODE: 937 A5.000 CA, MTR-CODE: 937 A5.000 CA, MTR-CODE: 937 A5.000	
192A9.000		74			ALT, (AC)	6PK1275 6PK815 AP9017
					ALT, (-AC)	
					ALT, (Denso), FOR ALT: 90A, OE-NO 46774430, FOR ALT: 105A, OE-NO 46782213 ALT, (Denso), FOR ALT: 90A, OE-NO 51727338, 51859058 (AC)	
CT1106 CT1106K1 CT1106WP1 CT968 CT968K2 CT968WP2					CA, MTR-NO 4114650⇒ CA, MTR-NO 4114650⇒ CA, MTR-NO 4114650⇒ CA, ⇒MTR-NO 4114649 CA, ⇒MTR-NO 4114649 CA, ⇒MTR-NO 4114649	AP9054 VD1065
					CA, ⇒MTR-NO 4114649	
					CA, ⇒MTR-NO 4114649	
1.9 JTD	01/03-08/08	192A3.000	59	1910	ALT, AC	6PK1275 6PK815 AP9017
					ALT, (-AC)	
192A1.000, 937A7.000		85			ALT, (Denso), FOR ALT: 105A, OE-NO 46782213, FOR ALT: 120A, OE-NO 46809068, 46748353 ALT, (Denso), FOR ALT: 90A, OE-NO 51727338, 51859058 (AC)	AP9054 VD1065
					ALT, (AC), OE-NO 71744462 ALT, (AC), OE-NO 71739512 ALT, (-AC) ALT, (Denso), FOR ALT: 90A, OE-NO 46774430, FOR ALT: 105A, OE-NO 46782213, FOR ALT: 120A, OE-NO 46809068, 46748353 ALT, (Denso), FOR ALT: 90A, OE-NO 51727338, 51859058 (AC)	
CT968 CT968K2					CA	6PK1256 6PK1270 6PK815 AP9017





<b>FIAT</b>							
<b>STILO Multi Wagon (192)</b>							
					<b>CT968K2</b> <b>CT968WP2</b>	CA CA	
	01/04-08/08	192A5.000	103			ALT, AC ALT, (Denso), OE-NO 73503235, FOR ALT: 120A ALT, (Denso), FOR ALT: 90A, OE-NO 51727338, 51859058	<b>6PK1360</b> <b>AP9017</b> <b>AP9054</b> <b>VD1065</b>
					<b>CT1076</b> <b>CT1076K1</b>	CA CA	
	09/03-08/08	937A4.000	93			ALT, (Denso), OE-NO 73503235, FOR ALT: 120A ALT, (Denso), FOR ALT: 90A, OE-NO 51727338, 51859058	<b>AP9017</b> <b>AP9054</b>
	04/04-08/08	192B1.000	100			ALT, (Denso), OE-NO 73503235, FOR ALT: 120A ALT, (Denso), FOR ALT: 90A, OE-NO 51727338, 51859058	<b>AP9017</b> <b>AP9054</b>
<b>STRADA (178E)</b>							
1.2	06/99-	178B5.000	54	1242		PS ALT, (-AC) ALT, (AC) AC	<b>3PK915</b> <b>4PK673</b> <b>4PK698</b> <b>4PK841</b>
					<b>CT927</b> <b>CT927K1</b> <b>CT999</b> <b>CT999K1</b>	CA, ⇒MTR-NO 9042882 CA, ⇒MTR-NO 9042882 CA, MTR-NO 9042883⇒ CA, MTR-NO 9042883⇒	
	04/03-	188A4.000	44			PS ALT, (-AC) ALT, (PS), (AC) AC ALT, (-PS), (AC)	<b>3PK915</b> <b>4PK673</b> <b>4PK698</b> <b>4PK841</b> <b>5PK1190</b>
					<b>CT999</b> <b>CT999K1</b> <b>CT999WP1</b>	CA CA CA	
1.3 D Multijet	05/06-	223A9.000	62	1248		PS PS  ALT, (-AC) ALT, (AC) ALT, (AC), (Valeo), OE-NO 46823547, FOR ALT: 90A, OE-NO 46835095, 51784846, FOR ALT: 105A	<b>4PK1022 ELAST</b> <b>4PK1022 ELAST</b> <b>T1</b> <b>6PK1080</b> <b>6PK1310</b> <b>AP9035</b>
1.7 TD	06/99-	176A3.000	51	1698		PS AC ALT, WP	<b>3PK719</b> <b>4PK905</b> <b>6PK986</b>
					<b>CT611</b> <b>CT611K1</b>	CA CA	
1.9 D	12/00-	223A6.000	46	1910		ALT, PS ALT, PS, AC ALT, (Denso), FOR ALT: 85A, OE-NO 46763533, FOR ALT: 90A, OE-NO 46774430	<b>6PK1054</b> <b>6PK1815</b> <b>AP9017</b>  <b>VD1065</b>
					<b>CT995</b> <b>CT995K2</b> <b>CT995WP1</b>	CA CA CA	
1.9 JTD	04/03-	188A2.000	59	1910		ALT, PS ALT, PS, AC ALT, (Denso), FOR ALT: 65A, OE-NO 46782218, FOR ALT: 90A, OE-NO 46774430	<b>6PK1090</b> <b>6PK1845</b> <b>AP9017</b>  <b>VD1065</b>
					<b>CT968</b> <b>CT968K2</b>	CA CA	
<b>TALENTO Bus (290)</b>							
1.9 D (290UEHK)	03/89-03/94	149B1.000	52	1929		ALT, MTR-NO 0889989⇒ ALT, ⇒MTR-NO 0889988	<b>5PK925</b> <b>AVX10X913</b>
					<b>CT613</b>	CA	
2.0 (290UEH4)	03/89-03/94	170B	55	1971		WP ALT	<b>AVX10X888</b> <b>AVX10X925</b>
<b>TALENTO Kasten (290)</b>							
1.9 D (290UK)	03/89-03/94	149B1.000	52	1929		ALT, MTR-NO 0889989⇒ ALT, ⇒MTR-NO 0889988	<b>5PK925</b> <b>AVX10X913</b>
					<b>CT613</b>	CA	
2.0 (290U4)	03/89-03/94	170B	55	1971		WP ALT	<b>AVX10X888</b> <b>AVX10X925</b>

**FIAT**




**FIAT**

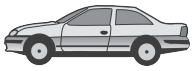
**TALENTO Kasten (290)**

↔ 1.9 D (290UAK, 290UTK)	03/89-03/94	149B1.000	52	1929	CT613	ALT, MTR-NO 0889989⇒ ALT, ⇒MTR-NO 0889988 CA	5PK925 AVX10X913
2.0 (290UA4)	03/89-03/94	170B	55	1971		WP ALT	AVX10X888 AVX10X925

**TEMPRA (159)**

1.4 i.e. (159.AC)	03/91-08/96	159A2.000	57	1372	CT605 CT605K1	ALT, (AC), (AUTOM) ALT, (PS), (AC), (AUTOM) ALT, (AC) ALT, (PS) ALT, (PS), (AC) PS PS, (AUTOM) ALT AC CA CA	4PK925 4PK925 4PK962 5PK925 5PK962 AVX10X685 AVX10X735 AVX10X865 AVX13X1050
1.4 i.e. (159.AC, 159.AX)	03/92-08/96	836A4.000, 160A1.046	51	1372		ALT, (AC), (AUTOM) ALT, (PS), (AC), (AUTOM) ALT, (-PS), (-AC) ALT, (AC) ALT, (PS) ALT, (PS), (AC) PS PS, (AUTOM) ALT AC CA CA	4PK925 4PK925 4PK938 4PK962 5PK925 5PK962 AVX10X685 AVX10X735 AVX10X865 AVX13X1050
1.6	04/90-06/93	159A3.048	51	1581	CT605 CT605K1	ALT, (PS), (-AC), (AUTOM) ALT, (-PS), (AC) ALT, (PS), (-AC), (MANL) ALT, (PS), (AC), (MANL) CA CA	4PK925 4PK962 5PK925 5PK962
	03/90-04/93	159A3.000	63			ALT, (PS), (AUTOM) ALT, (-PS), (AC) ALT, (PS), (-AC), (MANL) ALT, (PS), (AC), (MANL) PS, (MANL) PS, (AUTOM) ALT, (-PS), (-AC) AC CA CA	4PK925 4PK962 5PK925 5PK962 AVX10X690 AVX10X735 AVX10X865 AVX13X1050
1.6 i.e. (159.AE)	06/90-07/92	159A3.046	57	1581	CT605 CT605K1	ALT, (PS), (AUTOM) ALT, (PS), (AC), (AUTOM) ALT, (AC) ALT, (PS) ALT, (PS), (AC) PS, 05/1991⇒ PS, ⇒04/1991 PS, (AUTOM) ALT AC CA CA	4PK925 4PK925 4PK962 5PK925 5PK962 AVX10X685 AVX10X735 AVX10X735 AVX10X865 AVX13X1050
1.6 i.e. (159.AJ)	06/94-08/96	159B9.000	66	1581		ALT, (PS), (AUTOM) ALT, (PS), (AC), (AUTOM) ALT, (AC) ALT, (PS) ALT, (PS), (AC) PS PS, (AUTOM) ALT AC CA CA	4PK925 4PK925 4PK962 5PK925 5PK962 AVX10X685 AVX10X735 AVX10X865 AVX13X1050
			63		ALT, (PS), (AUTOM) ALT, (-PS), (AC) ALT, (PS), (-AC), (MANL) ALT, (PS), (AC), (MANL) PS, (MANL) PS, (AUTOM) ALT, (-PS), (-AC) AC CA CA	4PK925 4PK962 5PK925 5PK962 AVX10X690 AVX10X735 AVX10X865 AVX13X1050	





## FIAT

### TEMPRA (159)

↔ 1.6 i.e. (159.AS, 159.AT)	06/92-08/96	159A3.048, 835C1.000	55	1581		ALT, (AC), (AUTOM) ALT, (PS), (AC), (AUTOM) ALT, (AC) ALT, (PS) ALT, (PS), (AC) PS PS, (AUTOM) ALT AC CA CA	4PK925 4PK925 4PK962 5PK925 5PK962 AVX10X685 AVX10X735 AVX10X865 AVX13X1050
					<b>CT605</b> <b>CT605K1</b>		
1.8 i.e. (159.AN)	03/92-08/96	159A4.046	77	1756		ALT, ⇨12/1992 ALT, 01/1993⇨ PS, (AC), ⇨12/1992 PS, (AC), 01/1993⇨ PS, 01/1993⇨, ⇨12/1994 AC PS, ⇨12/1992 PS, 01/1995⇨ CA, 01/1993⇨ CA CA, ⇨12/1992 BS	5PK1010 5PK1040 AVX13X715 AVX13X750 AVX13X825 AVX13X850 AVX13X850 AVX13X875
					<b>CT608</b> <b>CT608K3</b> <b>CT770</b> <b>CT833</b>		
	03/90-08/96	159A4.000	81			ALT, ⇨12/1992 ALT, 01/1993⇨ PS, (AC), ⇨12/1992 PS, (AC), 01/1993⇨ PS, 01/1993⇨, ⇨12/1994 AC PS, ⇨12/1992 PS, 01/1995⇨ CA, 01/1993⇨ CA CA, ⇨12/1992	5PK1010 5PK1040 AVX13X715 AVX13X750 AVX13X825 AVX13X850 AVX13X850 AVX13X875
					<b>CT608</b> <b>CT770</b>		
1.8 i.e. (159.AV)	09/93-08/96	835C2.000	76	1756		ALT PS, (AC) PS, ⇨12/1994 AC PS, 01/1995⇨ CA CA CA BS	5PK1040 AVX13X750 AVX13X825 AVX13X850 AVX13X875
					<b>CT608</b> <b>CT608K3</b> <b>CT833</b>		
1.8 i.e. (159.AZ)	09/93-08/96	835C4.000	66	1756		ALT PS, (AC) PS, ⇨12/1994 AC PS, 01/1995⇨ CA CA CA BS	5PK1040 AVX13X750 AVX13X825 AVX13X850 AVX13X875
					<b>CT608</b> <b>CT608K3</b> <b>CT833</b>		
1.8 i.e. (159.BY)	10/94-08/96	836A5.000	74	1756		ALT PS, (AC) PS, ⇨12/1994 AC PS, 01/1995⇨ CA CA CA BS	5PK1040 AVX13X750 AVX13X825 AVX13X850 AVX13X875
					<b>CT608</b> <b>CT608K3</b> <b>CT833</b>		
1.9 D (159.AG)	07/91-08/96	160A7.000, 149A1.000	48	1929		ALT, ENGINE: TD ALT, (PS), ENGINE: D AC, ENGINE: TD ALT, (AC), ⇨MTR-NO 0953304, ENGINE: TD ALT, (AC), MTR-NO 0953305⇨, ENGINE: TD ALT, (AC), ENGINE: D AC, ENGINE: D PS, MTR-NO 1249962⇨ PS, ⇨MTR-NO 1249961 ALT, ENGINE: D CA CA	5PK900 5PK915 5PK940 5PK962 5PK975 5PK990 5PK990 AVX10X650 AVX10X735 AVX10X950
					<b>CT617</b> <b>CT617K1</b>		
1.9 TD (159.AQ)	07/92-08/96	160B6.046	59	1929		ALT, ENGINE: TD ALT, (PS), ENGINE: D AC, ENGINE: TD ALT, (AC), ⇨MTR-NO 0953304, ENGINE: TD ALT, (AC), MTR-NO 0953305⇨, ENGINE: TD	5PK900 5PK915 5PK940 5PK962 5PK975





**FIAT**

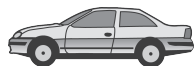
**TEMPRA (159)**

						ALT, (AC), ENGINE: D AC, ENGINE: D PS, MTR-NO 1249962⇒ PS, ⇒MTR-NO 1249961 ALT, ENGINE: D CA CA	5PK990 5PK990 AVX10X650 AVX10X735 AVX10X950
1.9 TD (159.CU, 159.AU, 159.AI, 159.BI)	05/90-08/96	160D1.000, 160A6.000	66	1929	CT617 CT617K1	ALT, ENGINE: TD ALT, (PS), ENGINE: D AC, ENGINE: TD ALT, (AC), ⇒MTR-NO 0953304, ENGINE: TD ALT, (AC), MTR-NO 0953305⇒, ENGINE: TD ALT, (AC), ENGINE: D AC, ENGINE: D PS, MTR-NO 1249962⇒ PS, ⇒MTR-NO 1249961 ALT, ENGINE: D CA CA	5PK900 5PK915 5PK940 5PK962 5PK975 5PK990 5PK990 AVX10X650 AVX10X735 AVX10X950
2.0 i.e. (159.AP)	10/90-08/96	159A6.046	83	1995	CT608 CT608K3 CT833	ALT, (-AC), ⇒07/1991 ALT, (AC), ⇒07/1991 ALT, (-AC), 08/1991⇒ ALT, 08/1991⇒, (AC) PS, (AC) PS, ⇒12/1994 AC PS, 01/1995⇒ CA CA BS	4PK1045 4PK1054 5PK1040 5PK1054 AVX13X750 AVX13X825 AVX13X850 AVX13X875

**TEMPRA S.W. (159)**

1.4 i.e. (159.AC)	03/91-08/96	159A2.000	57	1372	CT605 CT605K1	ALT, 03/1992⇒ ALT, PS ALT, ⇒04/1993 AC CA CA	4PK905 5PK920 AVX10X865 AVX13X1050
1.4 i.e. (159.AC, 159.AX)	10/92-08/96	836A4.000, 160A1.046	51	1372	CT605 CT605K1	ALT, (AC), (AUTOM) ALT, (PS), (AC), (AUTOM) ALT, (-AC), (-PS) ALT, (AC) ALT, (PS) ALT, (PS), (AC) PS AC CA CA	4PK925 4PK925 4PK938 4PK962 5PK925 5PK962 AVX10X685 AVX13X1050
1.6	07/93-07/96	159A3.048	51	1581	CT605 CT605K1	ALT, (PS), (-AC), (AUTOM) ALT, (-PS), (AC) ALT, (PS), (-AC), (MANL) ALT, (PS), (AC), (MANL) CA CA	4PK925 4PK962 5PK925 5PK962
	12/90-04/93	159A3.000	63		CT605 CT605K1	ALT, (AC), (AUTOM) ALT, (PS), (AC), (AUTOM) ALT, (AC) ALT, (PS) ALT, (PS), (AC) PS PS, (AUTOM) ALT AC CA CA	4PK925 4PK925 4PK962 5PK925 5PK962 AVX10X685 AVX10X735 AVX10X865 AVX13X1050
1.6 i.e. (159.AE)	10/90-08/96	159A3.046, 835C1.000	57	1581	CT605 CT605K1	ALT, (AC), (AUTOM) ALT, (PS), (AC), (AUTOM) ALT, (AC) ALT, (PS) ALT, (PS), (AC) PS PS, (AUTOM) ALT AC CA CA	4PK925 4PK925 4PK962 5PK925 5PK962 AVX10X685 AVX10X735 AVX10X865 AVX13X1050
1.6 i.e. (159.AJ)	06/94-08/96	159B9.000	66	1581		ALT, (AC), (AUTOM)	4PK925





## FIAT

TEMPRA S.W. (159)

						ALT, (PS), (AC), (AUTOM) ALT, (AC) ALT, (PS) ALT, (PS), (AC) PS PS, (AUTOM) ALT AC CA	4PK925 4PK962 5PK925 5PK962 AVX10X685 AVX10X735 AVX10X865 AVX13X1050
1.6 i.e. (159.AS, 159.AT)	10/92-08/96	159A3.048, 835C1.000	55	1581	CT605 CT605K1	ALT, (AC), (AUTOM) ALT, (PS), (AC), (AUTOM) ALT, (AC) ALT, (PS) ALT, (PS), (AC) PS PS, (AUTOM) ALT AC CA	4PK925 4PK925 4PK962 5PK925 5PK962 AVX10X685 AVX10X735 AVX10X865 AVX13X1050
1.8 i.e. (159.AN)	03/92-12/93	159A4.046	77	1756	CT608 CT608K3 CT770 CT833	ALT, ⇒12/1992 ALT, 01/1993⇒ PS, (AC), ⇒12/1992 PS, (AC), 01/1993⇒ PS, 01/1993⇒ AC PS, ⇒12/1992 CA, 01/1993⇒ CA CA, ⇒12/1992 BS, 01/1993⇒	5PK1010 5PK1040 AVX13X715 AVX13X750 AVX13X825 AVX13X850 AVX13X850
	03/90-08/96	159A4.000	81		CT608 CT770	ALT, ⇒12/1992 ALT, 01/1993⇒ PS, (AC), ⇒12/1992 PS, (AC), 01/1993⇒ PS, 01/1993⇒, ⇒12/1994 AC PS, ⇒12/1992 PS, 01/1995⇒ CA, 01/1993⇒ CA, ⇒12/1992	5PK1010 5PK1040 AVX13X715 AVX13X750 AVX13X825 AVX13X850 AVX13X875
1.8 i.e. (159.AV)	09/93-08/96	835C2.000	76	1756	CT608 CT608K3 CT833	ALT PS, (AC) PS, ⇒12/1994 AC PS, 01/1995⇒ CA CA BS	5PK1040 AVX13X750 AVX13X825 AVX13X850 AVX13X875
1.8 i.e. (159.AZ)	09/93-08/96	835C4.000	66	1756	CT608 CT608K3 CT833	ALT PS, (AC) PS, ⇒12/1994 AC PS, 01/1995⇒ CA CA BS	5PK1040 AVX13X750 AVX13X825 AVX13X850 AVX13X875
1.8 i.e. (159.BY)	10/94-08/96	836A5.000	74	1756	CT608 CT608K3 CT833	ALT PS, (AC) PS, ⇒12/1994 AC PS, 01/1995⇒ CA CA BS	5PK1040 AVX13X750 AVX13X825 AVX13X850 AVX13X875
1.9 D (159.AG)	07/91-08/96	160A7.000, 149A1.000	48	1929		ALT, ENGINE: TD ALT, (PS), ENGINE: D AC, ENGINE: TD ALT, (AC), ⇒MTR-NO 0953304, ENGINE: TD ALT, (AC), MTR-NO 0953305⇒, ENGINE: TD ALT, (AC), ENGINE: D AC, ENGINE: D PS, MTR-NO 1249962⇒ PS, ⇒MTR-NO 1249961 ALT, ENGINE: D	5PK900 5PK915 5PK940 5PK962 5PK975 5PK990 5PK990 AVX10X650 AVX10X735 AVX10X950






**FIAT**
**TEMPRA S.W. (159)**

					<b>CT617</b> <b>CT617K1</b>	CA CA	
1.9 TD (159.AI, 159.BI, 159.CU, 159.AU)	07/91-02/95	160D1.000, 160A6.000	66	1929		ALT, ENGINE: TD ALT, (PS), ENGINE: D AC, ENGINE: TD ALT, (AC), ⇒MTR-NO 0953304, ENGINE: TD ALT, (AC), MTR-NO 0953305⇒, ENGINE: TD ALT, (AC), ENGINE: D AC, ENGINE: D PS, MTR-NO 1249962⇒ PS, ⇒MTR-NO 1249961 ALT, ENGINE: D	<b>5PK900</b> <b>5PK915</b> <b>5PK940</b> <b>5PK962</b> <b>5PK975</b> <b>5PK990</b> <b>5PK990</b> <b>AVX10X650</b> <b>AVX10X735</b> <b>AVX10X950</b>
1.9 TD (159.AQ)	03/92-06/93	160B6.046	59	1929	<b>CT617</b> <b>CT617K1</b>	CA CA	
						ALT, ENGINE: TD ALT, (PS), ENGINE: D AC, ENGINE: TD ALT, (AC), ⇒MTR-NO 0953304, ENGINE: TD ALT, (AC), MTR-NO 0953305⇒, ENGINE: TD ALT, (AC), ENGINE: D AC, ENGINE: D PS, MTR-NO 1249962⇒ PS, ⇒MTR-NO 1249961 ALT, ENGINE: D	<b>5PK900</b> <b>5PK915</b> <b>5PK940</b> <b>5PK962</b> <b>5PK975</b> <b>5PK990</b> <b>5PK990</b> <b>AVX10X650</b> <b>AVX10X735</b> <b>AVX10X950</b>
2.0 i.e. (159.AP)	01/91-03/95	159A6.046	83	1995	<b>CT617</b> <b>CT617K1</b>	CA CA	
						ALT, (-AC), ⇒07/1991 ALT, (AC), ⇒07/1991 ALT, (-AC), 08/1991⇒ ALT, 08/1991⇒, (AC) PS, (AC) PS, ⇒12/1994 AC PS, 01/1995⇒	<b>4PK1045</b> <b>4PK1054</b> <b>5PK1040</b> <b>5PK1054</b> <b>AVX13X750</b> <b>AVX13X825</b> <b>AVX13X850</b> <b>AVX13X875</b>
2.0 i.e. 4x4 (159.AP)	03/92-03/95	159A6.046	83	1995	<b>CT608</b> <b>CT608K3</b> <b>CT833</b>	CA CA BS	
						ALT ALT, (AC) PS AC PS, (AC)	<b>5PK1030</b> <b>5PK1054</b> <b>AVX13X825</b> <b>AVX13X850</b> <b>AVX13X850</b>
					<b>CT608</b> <b>CT608K3</b> <b>CT833</b>	CA CA BS	

**TIPO (160)**

1.1 (160.AA)	01/88-10/91	160A3.000	41	1108	<b>CT503</b> <b>CT503K1</b>	ALT CA CA	<b>AVX10X675</b>
1.4 (160.AC)	07/87-12/89	160A1.000, 160A1.048	52	1372		ALT, ⇒RICAMBI-NO 2125555 ALT, (AC), ⇒MTR-NO 8876503 ALT, RICAMBI-NO 2125556⇒ ALT, (PS), (AUTOM) ALT, (PS), (AC), (AUTOM) ALT, (AC), MTR-NO 8876504⇒ ALT, (PS) ALT, (PS), (AC) PS PS, (AUTOM) ALT, ⇒MTR-NO 7131547 ALT, MTR-NO 7131548⇒ AC	<b>3PK915</b> <b>4PK890</b> <b>4PK915</b> <b>4PK925</b> <b>4PK925</b> <b>4PK962</b> <b>5PK925</b> <b>5PK962</b> <b>AVX10X735</b> <b>AVX10X735</b> <b>AVX10X850</b> <b>AVX10X865</b> <b>AVX13X1050</b>
1.4 i.e.	05/89-04/95	159A2.000	57	1372	<b>CT605</b> <b>CT605K1</b>	CA CA	
						ALT, ⇒RICAMBI-NO 2125555 ALT, (AC), ⇒MTR-NO 8876503 ALT, RICAMBI-NO 2125556⇒ ALT, (PS), (AUTOM) ALT, (PS), (AC), (AUTOM) ALT, (AC), MTR-NO 8876504⇒ ALT, (PS) ALT, (PS), (AC) PS, 05/1991⇒ PS, ⇒04/1991	<b>3PK915</b> <b>4PK890</b> <b>4PK915</b> <b>4PK925</b> <b>4PK925</b> <b>4PK962</b> <b>5PK925</b> <b>5PK962</b> <b>AVX10X690</b> <b>AVX10X735</b>




**FIAT**
**TIPO (160)**

						PS, (AUTOM) ALT, ⇒MTR-NO 7131547 ALT, MTR-NO 7131548⇒ AC CA CA	AVX10X735 AVX10X850 AVX10X865 AVX13X1050
1.4 i.e. (160.AP, 160.AD, 160.EA)	05/89-04/95	836A4.000, 160A1.046	51	1372	CT605 CT605K1	ALT, ⇒RICAMBI-NO 2125555 ALT, (AC), ⇒MTR-NO 8876503 ALT, RICAMBI-NO 2125556⇒ ALT, (PS), (AUTOM) ALT, (PS), (AC), (AUTOM) ALT, (AC), MTR-NO 8876504⇒ ALT, (PS) ALT, (PS), (AC) PS, 05/1991⇒ PS, ⇒04/1991 PS, (AUTOM) ALT, ⇒MTR-NO 7131547 ALT, MTR-NO 7131548⇒ AC CA CA	3PK915 4PK890 4PK915 4PK925 4PK925 4PK962 5PK925 5PK962 AVX10X690 AVX10X735 AVX10X735 AVX10X850 AVX10X865 AVX13X1050
1.6 (160.AE)	01/88-10/91	160A2.000	61	1581	CT605 CT605K1	ALT, RICAMBI-NO 2125555⇒ ALT, (AC), ⇒MTR-NO 8876503 ALT, RICAMBI-NO 2125556 ALT, (PS), (AUTOM) ALT, (PS), (AC), (AUTOM) ALT, (AC), MTR-NO 8876504⇒ ALT, (PS) ALT, (PS), (AC) PS, 05/1991⇒ PS, (AUTOM) PS, ⇒04/1991 ALT, ⇒MTR-NO 7131547 ALT, MTR-NO 7131548⇒ AC CA CA	3PK915 4PK890 4PK915 4PK925 4PK925 4PK962 5PK925 5PK962 AVX10X690 AVX10X735 AVX10X735 AVX10X850 AVX10X865 AVX13X1050
1.6 i.e.	02/88-05/91	149C2.046	66	1595	CT670 CT670K1	ALT, RICAMBI-NO 2125555⇒ ALT, (AC), ⇒MTR-NO 8876503 ALT, RICAMBI-NO 2125556 ALT, (PS), (AUTOM) ALT, (PS), (AC), (AUTOM) ALT, (AC), MTR-NO 8876504⇒ ALT, (PS) ALT, (PS), (AC) PS, 05/1991⇒ PS, ⇒04/1991 PS, (AUTOM) AC CA CA	3PK915 4PK890 4PK915 4PK925 4PK925 4PK962 5PK925 5PK962 AVX10X690 AVX10X735 AVX10X735 AVX13X1050
1.6 i.e. (160.A1, 160.EC, 160.EB)	10/92-04/95	159A3.048, 835C1.000	55	1581	CT605 CT605K1	ALT, RICAMBI-NO 2125555⇒ ALT, (AC), ⇒MTR-NO 8876503 ALT, RICAMBI-NO 2125556 ALT, (PS), (AUTOM) ALT, (PS), (AC), (AUTOM) ALT, (AC), MTR-NO 8876504⇒ ALT, (PS) ALT, (PS), (AC) PS, 09/1993⇒, (AUTOM) PS PS, ⇒09/1993, (AUTOM) ALT, ⇒MTR-NO 7131547 ALT, MTR-NO 7131548⇒ AC CA CA	3PK915 4PK890 4PK915 4PK925 4PK925 4PK962 5PK925 5PK962 AVX10X690 AVX10X690 AVX10X735 AVX10X850 AVX10X865 AVX13X1050
1.6 i.e. (160.AF)	07/90-01/93	159A3.046	57	1581		ALT, RICAMBI-NO 2125555⇒ ALT, (AC), ⇒MTR-NO 8876503 ALT, RICAMBI-NO 2125556 ALT, (PS), (AUTOM) ALT, (PS), (AC), (AUTOM) ALT, (AC), MTR-NO 8876504⇒ ALT, (PS) ALT, (PS), (AC) PS, 05/1991⇒ PS, (AUTOM)	3PK915 4PK890 4PK915 4PK925 4PK925 4PK962 5PK925 5PK962 AVX10X690 AVX10X735

**FIAT**



FIAT

**FIAT**

TIPO (160)



						PS, ⇒04/1991 ALT, ⇒MTR-NO 7131547 ALT, MTR-NO 7131548⇒ AC CA CA	AVX10X735 AVX10X850 AVX10X865 AVX13X1050
1.7 D (160.AG)	01/88-10/94	149B4.000	43	1697	CT605 CT605K1	ALT, (PS) AC PS ALT, ⇒MTR-NO 0622598 ALT, MTR-NO 0622599⇒ CA CA	5PK915 5PK990 AVX10X650 AVX10X913 AVX10X950
	01/88-10/95		45		CT615 CT615K1	ALT, (PS) AC PS ALT, ⇒MTR-NO 0622598 ALT, MTR-NO 0622599⇒ CA CA	5PK915 5PK990 AVX10X650 AVX10X913 AVX10X950
1.8 i.e	03/93-04/95	836A5.000	71	1756	CT608 CT608K3 CT833	ALT ALT, (AC) PS, (AC) PS AC CA CA BS	5PK1040 5PK1054 AVX13X750 AVX13X825 AVX13X850
1.8 i.e.	10/90-06/93	159A4.000	81	1756	CT770	ALT, WP PS, (AC) PS, (-AC), AC CA	5PK1010 AVX13X715 AVX13X850
	09/93-04/95	835C4.000	66		CT608 CT608K3 CT833	ALT ALT, (AC) PS, (AC) PS AC CA CA BS	5PK1040 5PK1054 AVX13X750 AVX13X825 AVX13X850
1.8 i.e. (160.AM)	10/94-04/95	159A4.000	74	1756	CT770	ALT ALT, (AC) PS, (AC) PS AC CA	5PK1040 5PK1054 AVX13X750 AVX13X825 AVX13X850
1.8 i.e. (160.AY)	10/90-06/93	159A4.046	77	1756	CT587 CT608 CT608 CT608K3 CT770 CT833	ALT, ⇒12/1992 ALT, 01/1993⇒ ALT, (AC) PS, (AC), ⇒12/1992 PS, (AC), 01/1993⇒ PS, 01/1993⇒ AC PS, ⇒12/1992 CA, MTR-NO 1066636⇒, ENGINE: 16V CA, 01/1993⇒, ENGINE: 8V CA, ⇒MTR-NO 1066635, ENGINE: 16V CA CA, ⇒12/1992, ENGINE: 8V BS	5PK1010 5PK1040 5PK1054 AVX13X715 AVX13X750 AVX13X825 AVX13X850 AVX13X850
1.8 i.e. (160.ED)	04/93-04/95	835C2.000	76	1756	CT608 CT608K3 CT833	ALT ALT, (AC) PS, (AC) PS AC CA CA BS	5PK1040 5PK1054 AVX13X750 AVX13X825 AVX13X850
1.9 D	07/91-08/96	160A7.000, 149A1.000	48	1929	CT617 CT617K1	ALT ALT, (AC) AC PS, MTR-NO 1249962⇒ PS, ⇒MTR-NO 1249961 CA CA	5PK915 5PK990 5PK990 AVX10X650 AVX10X735
1.9 TD (160.AW)	03/92-06/93	160B6.046	59	1929		ALT AC, MTR-NO 1167659⇒ ALT, (AC), ⇒MTR-NO 0953304	5PK906 5PK940 5PK962





<b>FIAT</b>							
<b>TIPO (160)</b>							
						ALT, (AC), MTR-NO 0953305⇒ AC, ⇒MTR-NO 1167658 PS, MTR-NO 1249962⇒ PS, ⇒MTR-NO 1249961 CA CA	<b>5PK975</b> <b>5PK990</b> <b>AVX10X650</b> <b>AVX10X735</b>
1.9 TD (160.EL, 160.GL, 160.AQ, 160.EI, 160.AR)	09/90-04/95	160A6.046, 160D1.000, 160A6.000	66	1929	<b>CT617</b> <b>CT617K1</b>	ALT, (-AC) AC, MTR-NO 1167659⇒ ALT, (AC), ⇒MTR-NO 0953304 ALT, (AC), MTR-NO 0953305⇒ AC, ⇒MTR-NO 1167658 PS, MTR-NO 1249962⇒ PS, ⇒MTR-NO 1249961 CA CA	<b>5PK906</b> <b>5PK940</b> <b>5PK962</b> <b>5PK975</b> <b>5PK990</b> <b>AVX10X650</b> <b>AVX10X735</b>
2.0 16V (160.AV)	07/91-04/95	160A8.046	107	1995	<b>CT833</b> <b>CT931</b> <b>CT931K1</b>	ALT ALT, (AC) PS, (AC) PS AC BS CA CA	<b>5PK1040</b> <b>5PK1054</b> <b>AVX13X750</b> <b>AVX13X825</b> <b>AVX13X850</b>
2.0 i.e. (160.AJ)	06/90-03/92	159A5.046	80	1995	<b>CT608</b> <b>CT608K3</b> <b>CT833</b>	ALT, (-AC), ⇒07/1991 ALT, (AC), ⇒07/1991 ALT, (-AC), 08/1991⇒ ALT, 08/1991⇒, (AC) PS, (AC) PS AC CA CA CA	<b>4PK1045</b> <b>4PK1054</b> <b>5PK1040</b> <b>5PK1054</b> <b>AVX13X750</b> <b>AVX13X825</b> <b>AVX13X850</b>
2.0 i.e. (160.AT, 160.AJ)	03/90-04/95	159A6.046	83	1995	<b>CT608</b> <b>CT608K3</b> <b>CT833</b>	ALT, (-AC), ⇒07/1991 ALT, (AC), ⇒07/1991 ALT, (-AC), 08/1991⇒ ALT, 08/1991⇒, (AC) PS, (AC) PS AC CA CA CA	<b>4PK1045</b> <b>4PK1054</b> <b>5PK1040</b> <b>5PK1054</b> <b>AVX13X750</b> <b>AVX13X825</b> <b>AVX13X850</b>
2.0 i.e. 16V Sport (160. EF)	03/93-04/95	836A3.000	102	1995	<b>CT833</b> <b>CT931</b> <b>CT931K1</b>	ALT ALT, (AC) PS, (AC) PS AC BS CA CA	<b>5PK1040</b> <b>5PK1054</b> <b>AVX13X750</b> <b>AVX13X825</b> <b>AVX13X850</b>
<b>ULYSSE (179AX)</b>							
2.0	08/02-06/11	RFN (EW10J4)	100	1997	<b>CT1138</b> <b>CT1138K1</b> <b>CT1138WP1</b>	ALT, PS ALT, AC, PS CA CA CA	<b>6PK1190</b> <b>6PK1705</b>
2.0 D Multijet	05/06-06/11	RHK	88	1997	<b>CT1091</b> <b>CT1091K1</b> <b>CT1091WP1</b>	ALT ALT, (Valeo), OE-NO 71733552, FOR ALT: 150A ALT, (Bosch), FOR ALT: 150A, OE-NO 964065480 ALT, (Valeo), FOR ALT: 150A, OE-NO 9640878780, 71732307 ALT, (Mitsubishi), FOR ALT: 180A, OE-NO 9646065180, ALT-No: A004TJ0084 CA CA CA	<b>6PK1217</b> <b>AP9013</b> <b>AP9023</b> <b>AP9038</b> <b>AP9040</b> <b>VD1092</b>
		RHR	100			ALT ALT, (Valeo), OE-NO 71733552, FOR ALT: 150A ALT, (Bosch), OE-NO 9646065480, FOR ALT: 150A ALT, (Valeo), FOR ALT: 150A, OE-NO 9640878780, 71732307 ALT, (Mitsubishi), FOR ALT: 180A, OE-NO	<b>6PK1217</b> <b>AP9013</b> <b>AP9023</b> <b>AP9038</b> <b>AP9040</b>

**FIAT**



**FIAT**
**FIAT**
**ULYSSE (179AX)**

						9646065180, ALT-No: A004TJ0084	<b>VD1092</b>
					<b>CT1091</b> <b>CT1091K1</b> <b>CT1091WP1</b>	CA CA CA	
2.0 JTD	08/02-08/06	RHW (DW10ATED4)	80	1997		ALT, (AC) ALT, (AC), ⇒ 11/2004 ONLY WITH VD1080, ONLY WITH VD1095 ALT, (Valeo), OE-NO 71733552, FOR ALT: 150A ALT, (Bosch), OE-NO 9646065480, FOR ALT: 150A, 12/2002⇒ ALT, (Valeo), FOR ALT: 150A, OE-NO 9640878780, 71732307 ⇒ 11/2004 12/2004⇒	<b>6PK1740</b> <b>6PK1740D1</b> <b>MS02</b> <b>AP9013</b>  <b>AP9023</b>  <b>AP9038</b>  <b>VD1080</b> <b>VD1095</b>
					<b>CT1063</b> <b>CT1063K2</b> <b>CT1063WP1</b>	CA CA CA	
	05/03-08/06	RHM (DW10ATED4)	79			ALT, PS, AC ALT, (Valeo), OE-NO 71733552, FOR ALT: 150A ALT, (Bosch), OE-NO 9646065480, FOR ALT: 150A ALT, (Valeo), FOR ALT: 150A, OE-NO 9640878780, 71732307	<b>6PK1740</b> <b>AP9013</b>  <b>AP9023</b>  <b>AP9038</b>  <b>VD1095</b>
					<b>CT1063</b> <b>CT1063K2</b> <b>CT1063WP1</b>	CA CA CA	
2.2 D Multijet	03/08-06/11	4HS, 4HT (DW12BTED4)	125	2179		ALT ALT, (Valeo), OE-NO 71733552, 71748885, FOR ALT: 150A, OE-NO 9661544880, FOR ALT: 180A ALT, (Bosch), FOR ALT: 150A, OE-NO 964065480 ALT, (Valeo), FOR ALT: 150A, OE-NO 9640878780, 71732307 ALT, (Mitsubishi), FOR ALT: 180A, OE-NO 9646065180, ALT-No: A004TJ0084	<b>6PK1205</b> <b>AP9013</b>  <b>AP9023</b>  <b>AP9038</b>  <b>AP9040</b>
					<b>CT1142</b> <b>CT1142K1</b>	CA CA	
2.2 JTD	08/02-08/06	4HW (DW12ATED4)	94	2179		ALT, (AC) ALT, (AC), ⇒ 11/2004 ONLY WITH VD1080, ONLY WITH VD1095 ALT, (Valeo), OE-NO 71733552, 71748885, FOR ALT: 150A, OE-NO 9661544880, FOR ALT: 180A ALT, (Bosch), FOR ALT: 150A, OE-NO 964065480 ALT, (Valeo), FOR ALT: 150A, OE-NO 9640878780, 71732307 ALT, (Mitsubishi), FOR ALT: 180A, OE-NO 9646065180, ALT-No: A004TJ0084 ⇒ 11/2004, ⇒ ORG-NO 10248 11/2004⇒, ORG-NO 10249⇒	<b>6PK1740</b> <b>6PK1740D1</b> <b>MS02</b> <b>AP9013</b>  <b>AP9023</b>  <b>AP9038</b>  <b>AP9040</b>  <b>VD1080</b> <b>VD1095</b>
					<b>CT1037</b> <b>CT1037K2</b>	CA CA, 05/2004⇒	
3.0 V6	08/02-06/11	XFW	150	2946		ALT, PS, AC	<b>6PK1590</b>
					<b>CT1052</b> <b>CT1052K1</b>	CA CA	
<b>ULYSSE (220)</b>							
1.8 (220.BB5)	05/97-08/02	LFW	73	1761		ALT, (VALEOA11V123), (VALEOA11V149), FOR ALT: 70A ALT, (MITSUA002T37691), (MIT SUA004T02891), FOR ALT: 80A, FOR ALT: 90A ALT, AC	<b>6PK1070</b>  <b>6PK1080</b>  <b>6PK1605</b>
					<b>CT754</b> <b>CT754K1</b> <b>CT754WP1</b>	CA CA CA	
1.9 TD (220AH5)	02/95-08/02	DHX (XUD9T F/L)	66	1905		ALT ALT ALT, AC ONLY WITH VD1086	<b>6PK1105</b> <b>6PK1110</b> <b>6PK1740</b> <b>MS01</b> <b>VD1086</b>
					<b>CT1061</b> <b>CT1061K2</b>	CA CA	





<b>FIAT</b>							
<b>ULYSSE (220)</b>							
↔					<b>CT1061WP1</b>	CA, ⇒ORG-NO 07390, ⇒03/1997	
2.0 (220.AC5)	06/94-08/02	RFU (XU10J2C)	89	1998		ALT, (VALEOA11V123), (VALEOA11V149), FOR ALT: 70A ALT, (MITSUA002T37691), (MIT SUA004T02891), FOR ALT: 80A, FOR ALT: 90A ALT, AC, 01/1997⇒ ALT, AC, ⇒01/1997	<b>6PK1070</b> <b>6PK1080</b> <b>6PK1605</b> <b>6PK1660</b>
					<b>CT754</b> <b>CT754K1</b>	CA CA	
2.0 16V	05/98-09/00	RFV	97	1998		ALT ALT, AC	<b>6PK1165</b> <b>6PK1605</b>
					<b>CT955</b> <b>CT955K1</b>	CA CA	
	09/00-08/02	RFN	100	1997		ALT, PS ALT, AC, PS	<b>6PK1190</b> <b>6PK1705</b>
					<b>CT1138</b> <b>CT1138K1</b> <b>CT1138WP1</b>	CA CA CA	
2.0 JTD	10/99-08/02	RHZ	80	1997		ALT, (-AC) ALT, (-AC) ALT, (AC), (SANDEN) ALT, (AC), (SANDEN) ALT, (AC), (DELPHI) ALT, (AC), (DELPHI) ONLY WITH VD1080 ALT, (Valeo), FOR ALT: 150A, OE-NO 71733552 ALT, (Bosch), FOR ALT: 150A, OE-NO 964065480, 01/2001⇒ ALT, (Valeo), OE-NO 9621791480, FOR ALT: 150A, ALT, (Valeo), FOR ALT: 150A, OE-NO 9640878780, 9636060780	<b>6PK1468</b> <b>6PK1468D1</b> <b>6PK1740</b> <b>6PK1740D1</b> <b>6PK1750</b> <b>6PK1750D2</b> <b>MS01</b> <b>AP9013</b> <b>AP9023</b> <b>AP9038</b> <b>VD1080</b>
					<b>CT1063</b> <b>CT1063K2</b> <b>CT1063WP1</b> <b>CT987</b> <b>CT987K1</b> <b>CT987K2</b> <b>CT987WP1</b> <b>CT987WP2</b>	CA, MTR-CODE: RHW CA, MTR-CODE: RHW CA, MTR-CODE: RHW CA, MTR-CODE: RHZ CA, MTR-CODE: RHZ, ⇒04/2000 CA, MTR-CODE: RHZ, 04/2000⇒ CA, MTR-CODE: RHZ, ⇒04/2000 CA, MTR-CODE: RHZ, 04/2000⇒	
2.0 JTD 16V	05/99-08/02	RHW (DW10ATED4)	80	1997		ALT, (Valeo), OE-NO 71733552, FOR ALT: 150A ALT, (Bosch), FOR ALT: 150A, OE-NO 964065480 ALT, (Valeo), OE-NO 9621791480, FOR ALT: 150A, ALT, (Valeo), FOR ALT: 150A, OE-NO 9640878780, 71732307	<b>AP9013</b> <b>AP9023</b> <b>AP9038</b>
2.0 Turbo (220.AD5)	06/94-08/02	RGX (XU10J2C TE)	108	1998		ALT, (VALEOA11V123), (VALEOA11V149), FOR ALT: 70A ALT, (MITSUA002T37691), (MIT SUA004T02891), FOR ALT: 80A, FOR ALT: 90A ALT, AC, 01/1997⇒ ALT, AC, ⇒01/1997	<b>6PK1070</b> <b>6PK1080</b> <b>6PK1605</b> <b>6PK1660</b>
					<b>CT754</b> <b>CT754K1</b>	CA CA	
2.1 TD	03/96-10/99	P8C	80	2088		ALT, PS ALT, PS ALT, PS, AC	<b>6PK1105</b> <b>6PK1110</b> <b>6PK1733</b> <b>VD1088</b>
					<b>CT772</b> <b>CT772K1</b> <b>CT772WP1</b>	CA CA CA	
<b>UNO (146A/E)</b>							
1.0 iE	05/98-08/00	156A2.246	34	999		ALT CA, ⇒MTR-NO 9042883 CA, ⇒MTR-NO 9042883 CA, ⇒MTR-NO 9042883 CA, MTR-NO 9042884⇒ CA, MTR-NO 9042884⇒ CA, MTR-NO 9042884⇒	<b>4PK673</b>
					<b>CT973</b> <b>CT973K1</b> <b>CT973WP1</b> <b>CT997</b> <b>CT997K1</b> <b>CT997WP1</b>		
1.3 Super Diesel	06/83-03/92	146B1.000, 127A5.000	33	1302		ALT, ⇒12/1984 ALT, 01/1985⇒	<b>AVX10X1000</b> <b>AVX10X1065</b>
					<b>CT677</b>	CA	
1.3 Turbo i.e.	01/87-12/87	146A2.146	73	1301		ALT	<b>AVX10X838</b>
					<b>CT594</b>	CA	




**FIAT**
**FIAT**
**UNO (146A/E)**


					<b>CT594K3</b>	CA	
	04/85-08/89	146A2.000	77		<b>CT594</b> <b>CT594K3</b>	CA CA CA	<b>AVX10X838</b>
	09/89-03/91	146A2.246	74		<b>CT594</b> <b>CT594K3</b>	CA CA CA	<b>AVX10X838</b>
1.4 Turbo i.e.	12/89-12/96	146A8.000	87	1372	<b>CT605</b> <b>CT605K1</b>	CA CA CA, MTR-CODE: 146A8.000	<b>4PK905</b>
	09/89-09/93	146A8.046	82		<b>CT605</b> <b>CT605K1</b>	CA CA CA	<b>4PK905</b>
1.7 D	11/94-08/00	146B2.000	43	1697	<b>CT611</b>	WP, (PS) AC ALT CA	<b>3PK719</b> <b>4PK855</b> <b>AVX10X913</b>
1.9 D	09/89-03/94	149B5.046	44	1929	<b>CT615</b> <b>CT615K1</b>	ALT CA CA	<b>AVX10X913</b>
45 0.9	03/83-09/92	146A.000, 146A.1000	33	903		ALT	<b>AVX10X800</b>
45 1.0 (146A.ED)	06/86-12/93	156A2.048, 156A2.100	32	999	<b>CT503</b> <b>CT503K1</b> <b>CT997</b> <b>CT997K1</b>	ALT ALT CA, ⇒MTR-NO 9042883 CA, ⇒MTR-NO 9042883 CA, MTR-NO 9042884⇒ CA, MTR-NO 9042884⇒	<b>3PK690</b> <b>AVX10X675</b>
			37			ALT	<b>AVX10X800</b>
45 i.e. 1.0	04/84-10/95	156A2.246	33	999	<b>CT503</b> <b>CT503K1</b> <b>CT997</b> <b>CT997K1</b>	ALT ALT ALT, (AC) AC ALT CA, ⇒MTR-NO 9042883 CA, ⇒MTR-NO 9042883 CA, MTR-NO 9042884⇒ CA, MTR-NO 9042884⇒	<b>3PK690</b> <b>4PK545</b> <b>4PK785</b> <b>AVX10X675</b>
50 1.1	01/86-12/89	146A4.044	37	1116	<b>CT503</b> <b>CT503K1</b>	ALT ALT CA CA	<b>3PK690</b> <b>AVX10X675</b>
	01/90-12/93	156C.046		1108	<b>CT503</b> <b>CT503K1</b> <b>CT997</b> <b>CT997K1</b>	ALT ALT CA, ⇒MTR-NO 9042883 CA, ⇒MTR-NO 9042883 CA, MTR-NO 9042884⇒ CA, MTR-NO 9042884⇒	<b>3PK690</b> <b>AVX10X675</b>
50 i.e. 1.1	06/92-12/93	146C3.000	36	1116	<b>CT503</b> <b>CT503K1</b> <b>CT702</b>	ALT CA CA CA	<b>AVX10X1000</b>
55 1.1	01/83-08/89	138B.000	40	1116	<b>CT594</b> <b>CT594K2</b> <b>CT647</b> <b>CT647K2</b> <b>CT647K5</b>	ALT CA, (CAT) CA, (CAT), ⇒CH-NO 967609, 1821989 CA CA, ⇒MTR-NO 5782517 CA, CH-NO 967610, 1821990⇒	<b>AVX10X825</b>
60 1.1 (146A.EG)	05/85-08/89	146A4.048	43	1116	<b>CT594</b> <b>CT594K2</b> <b>CT647</b> <b>CT647K2</b> <b>CT647K5</b>	ALT, 01/1989⇒ ALT, 01/1989⇒ ALT, ⇒12/1988 ALT, (SELECTA), 01/1989⇒ CA, (CAT) CA, (CAT), ⇒CH-NO 967609, 1821989 CA CA, ⇒MTR-NO 5782517 CA, CH-NO 967610 / 1821990⇒	<b>3PK690</b> <b>AVX10X675</b> <b>AVX10X825</b> <b>AVX10X825</b>
60 Diesel 1.7	07/86-08/89	149B3.000	44	1698	<b>CT611</b> <b>CT611K1</b>	ALT, ⇒12/1988 ALT, 01/1989⇒ CA CA	<b>AVX10X888</b> <b>AVX10X913</b>
	09/89-12/93	146B2.000	42		<b>CT611</b> <b>CT611K1</b>	ALT CA CA	<b>AVX10X913</b>
70 1.3	05/85-08/89	149A7.000	48	1302	<b>CT594</b> <b>CT594K2</b> <b>CT647</b> <b>CT647K2</b>	ALT CA, (CAT) CA, (CAT), ⇒MTR-NO 5771822 CA CA, ⇒MTR-NO 5783767	<b>AVX10X825</b>





## FIAT

UNO (146A/E)							
	01/83-04/85	138B2.000	50		CT647K5	CA, MTR-NO 5771823⇒	
					CT594	ALT	AVX10X825
					CT594K2	CA, (CAT)	
					CT647	CA, (CAT), ⇒MTR-NO 5771822	
					CT647K2	CA	
					CT647K5	CA, ⇒MTR-NO 5783767	
					CT647K5	CA, MTR-NO 5771823⇒	
70 i.e. 1.4	09/89-12/93	160A1.046	51	1372		ALT	4PK915
						ALT, (AC)	4PK962
						ALT	AVX10X865
					CT605	CA	
					CT605K1	CA	
70 S 1.4	09/89-10/92	160A1.048	52	1372		ALT, (AC)	4PK962
						ALT, (-AC)	AVX10X865
					CT605	CA	
					CT605K1	CA	
70 TD 1.4	10/86-10/90	146B.000, 146B3.000	52	1367		ALT	AVX10X888
					CT609	CA	
					CT609K1	CA	
75 i.e. 1.5	10/85-12/93	138C2.048, 149C1.000	55	1499		ALT, (AC), 01/1989⇒	4PK962
						AC, 01/1989⇒	5PK890
						ALT, ⇒12/1988	AVX10X825
					CT594	CA, (CAT)	
					CT594K3	CA	
					CT647	CA	
X 1/9 (128 AS)							
1.3	10/75-06/78	128AS.000	54	1290		ALT	AVX10X825
					CT647	CA	
1.3 Exclusiv Serie	05/73-12/79	128AS.000	55	1290		ALT	AVX10X825
					CT647	CA	
1.5 Five Speed	11/78-12/89	138AS.000	63	1499		ALT, (AC)	AVX10X550
						WP, (AC)	AVX10X685
						ALT	AVX10X825
						AC	AVX10X825
					CT594	CA	
					CT594K2	CA	
	06/85-12/89	138BS.031	56			ALT, (AC)	AVX10X550
						WP, (AC)	AVX10X685
						ALT	AVX10X825
						AC	AVX10X825
					CT594	CA	
					CT594K2	CA	

## FIAT (NANJING)

PALIO Kombi							
1.3	01/02-	188A5.000	59	1242		AC	3PK905
						ALT	5PK1190
					CT1049	CA	
1.5	01/02-	178E5.022	63	1461		ALT, (AC)	6PK1653
PALIO Schrägheck							
1.3	01/02-	188A4.000	44	1242		AC	3PK905
						ALT	5PK1190
		188A5.000	59			AC	3PK905
						ALT	5PK1190
					CT1049	CA	
1.5	01/02-	178E5.022	63	1461		ALT, (AC)	6PK1653
PERLA							
1.7	07/06-	311A1027	70	1675		ALT, (AC)	6PK1698
SIENA							
1.3	01/03-	188A4.000	44	1242		AC	3PK905
						ALT	5PK1190
		188A5.000	59			AC	3PK905
						ALT	5PK1190
					CT1049	CA	
1.5	01/03-	178E5.022	63	1461		ALT, (AC)	6PK1653

## FORD

CAPRI (ECJ)							
1300	01/71-12/72	EV13H	39	1305		ALT	AVX10X750
						ALT	AVX10X800
					CT685	CA	
					CT685K1	CA	
	12/68-12/72	EV13L	37			ALT	AVX10X838
					CT685	CA	
					CT685K1	CA	
1500	12/68-02/74	EX	44	1488		DYN, WP, FAN	AVX10X1100
						ALT, WP, FAN	AVX10X1125







## FORD

### CAPRI (ECJ)

1600	08/72-02/74	LE	48 65	1593	ALT ALT, CAMSHFT: OHV ALT, CAMSHFT: OHV, MTR-CODE: TL16H ALT, CAMSHFT: SOHC/OHC, MTR-CODE: TL16H CA CA	AVX10X865 AVX10X750 AVX10X800 AVX10X865
1700	12/68-08/72	TV17H	55	1699	ALT	AVX10X865
2000	02/69-06/71	NX	63	1985	DYN, WP, FAN ALT, WP, FAN	AVX10X1000 AVX10X1175
	02/69-02/74	NY	66	1998	ALT PS	AVX10X1000 AVX13X1275
2300	02/69-02/74	TV23H	79	2293	ALT PS	AVX10X1000 AVX13X1275
	08/69-02/74		92		ALT, WP, FAN DYN, WP, FAN	AVX10X1000 AVX10X1175
2600	08/70-02/74	UY	92	2550	ALT, WP, FAN	AVX10X1000

### CAPRI II (GECF)

1.3	02/74-08/77	J1E	40 42	1298	ALT, 01/1976⇒ ALT, (LHD), ⇒01/1976 CA CA	AVX10X800 AVX10X925
					ALT ALT, (LHD) CA CA	AVX10X800 AVX10X925
1.6	02/74-12/77	LEC	65	1593	ALT, CAMSHFT: OHV ALT, CAMSHFT: OHV, MTR-CODE: TL16H ALT, CAMSHFT: SOHC/OHC, MTR-CODE: TL16H CA CA	AVX10X750 AVX10X800 AVX10X865
	09/74-12/77	LAC	50		ALT CA CA	AVX10X865
	02/74-12/77	LCE	53		ALT CA CA	AVX10X865
2.0	04/74-12/77	OHCTL20H	72	1993	ALT, NOT FOR SWITZERLAND ALT, SWITZERLAND CA CA	AVX10X865 AVX10X875
	04/76-12/77	NWN, NYL	66	1999	ALT PS CA	AVX10X1000 AVX13X1275
2.3	02/74-12/77	YYE	79	2294	ALT PS	AVX10X1000 AVX13X1275
3.0	02/74-12/77	HYF	101	2993	ALT PS	AVX10X1300 AVX13X930

### CAPRI III (GECF)

1.3	01/78-06/85	J1E	40	1298	ALT CA CA	AVX10X800
1.6	01/78-04/87	LCN	54	1593	ALT CA CA	AVX10X865
2.0	01/78-12/85		64	1994	ALT, NOT FOR SWITZERLAND ALT, SWITZERLAND CA CA	AVX10X865 AVX10X875
		NEN, OHC TL20H	74	1993	ALT, (PS) ALT, 04/1981⇒ ALT, ⇒04/1981 CA, OE-NO 1558385, 6139910 CA, OE-NO 1558384, 6139911 CA	11,9X1042Ld 11,9X868Ld AVX10X865
2.3 Super	06/79-12/85	YYN	84	2294	ALT PS	11,9X985Ld AVX13X1275
2.8 i Turbo	01/82-04/87	PYN	138	2792	ALT, TURBOC, 2x ALT, 2x PS	AVX10X1000 AVX10X975 AVX13X1275
2.8 Super Injection	01/81-04/87	PRN	118	2792	ALT, 2X PS	11,9X985Ld AVX13X1250

### C-MAX

1.6	02/07-	HWDA, HWDB, SHDA, SHDB, SHDC	74	1596	AC ALT ALT, (AC) CA	5PK868 ELAST 6PK1059 ELAST 6PK1059 ELAST T2
-----	--------	------------------------------------	----	------	------------------------------	--





# FORD

C-MAX						
					<b>CT881K3</b> <b>CT881K5</b>	CA, ⇒08/2009 CA, 08/2009⇒
1.6 TDCi	02/07-	G8DC, MTDA	74	1560		ALT, (Denso), FOR ALT: 120A, OE-NO 8M5T-10300-PB, 3M5T-10300-PC, 3M5T-10300-PD, FOR ALT: 150A, OE-NO 8M5T-10300-YB, 3M5T-10300-YC, 3M5T-10300-YD, MTR-CODE: G8DC <b>AP9029</b>
		HHDA, HHDB, GPDA	66			ALT, (-AC) ALT, (AC) ONLY WITH VD1094 ALT, (Denso), FOR ALT: 120A, OE-NO 8M5T-10300-PB, 3M5T-10300-PC, 3M5T-10300-PD, FOR ALT: 150A, OE-NO 8M5T-10300-YB, 3M5T-10300-YC, 3M5T-10300-YD <b>6PK800</b> <b>6PK976</b> <b>MS08</b> <b>AP9029</b>
		G8DA, G8DB, G8DD	80		<b>CT1092</b> <b>CT1092K1</b> <b>CT1092WP1</b>	CA CA CA ALT, (-AC) ALT, (AC) ONLY WITH VD1094 ALT, (Denso), FOR ALT: 120A, OE-NO 8M5T-10300-PB, 3M5T-10300-PC, 3M5T-10300-PD, FOR ALT: 150A, OE-NO 8M5T-10300-YB, 3M5T-10300-YC, 3M5T-10300-YD <b>6PK800</b> <b>6PK976</b> <b>MS08</b> <b>AP9029</b>
1.8	02/07-	QQDB, QQDA	92	1798		AC AC ALT, 01/2008⇒ ALT, ⇒12/2007 <b>5PK705 ELAST</b> <b>5PK705 ELAST</b> <b>T1</b> <b>6PK1249 ELAST</b> <b>6PK1306</b>
1.8 Flexifuel	02/07-	Q7DA	92	1798		AC AC ALT, 01/2008⇒ ALT, ⇒12/2007 <b>5PK705 ELAST</b> <b>5PK705 ELAST</b> <b>T1</b> <b>6PK1249 ELAST</b> <b>6PK1306</b>
1.8 TDCi	02/07-	KKDA	85	1753		ALT, (-AC) ALT, (AC) ALT, (Denso), FOR ALT: 105A, OE-NO 4M5T-10300-CC, 4M5T-10300-LC, FOR ALT: 150A, OE-NO 4M5T-10300-BC, 4M5T-10300-UC, OPT ALT, (Denso), FOR ALT: 105A, OE-NO 4M5T-10300-CC, 4M5T-10300-LC, FOR ALT: 150A, OE-NO 4M5T-10300-BC, 4M5T-10300-UC <b>6PK1360</b> <b>6PK1520</b> <b>AP9045</b>
					<b>CT983</b> <b>CT983K1</b>	CA CA AC AC ALT, 01/2008⇒ ALT, ⇒12/2007 <b>5PK705 ELAST</b> <b>5PK705 ELAST</b> <b>T1</b> <b>6PK1249 ELAST</b> <b>6PK1306</b>
2.0	02/07-	AODA, AODB, SYDA, AODE	107	1999		ALT, (Denso), FOR ALT: 120A, OE-NO 3M5T-10300-PB, 3M5T-10300-PC, 3M5T-10300-PD, FOR ALT: 150A, OE-NO 3M5T-10300-YB, 3M5T-10300-YC, 3M5T-10300-YD <b>AP9029</b>
2.0 TDCi	02/07-	G6DC, G6DE, G6DF	98	1997		ALT ALT, (Denso), FOR ALT: 120A, OE-NO 3M5T-10300-PB, 3M5T-10300-PC, 3M5T-10300-PD, FOR ALT: 150A, OE-NO 3M5T-10300-YB, 3M5T-10300-YC, 3M5T-10300-YD <b>6PK1217</b> <b>AP9029</b>
		G6DA, G6DB, G6DD, G6DG	100		<b>CT1091</b> <b>CT1091K1</b> <b>CT1091WP1</b>	CA CA CA ALT ALT, (Denso), FOR ALT: 120A, OE-NO 3M5T-10300-PB, 3M5T-10300-PC, 3M5T-10300-PD, FOR ALT: 150A, OE-NO 3M5T-10300-YB, 3M5T-10300-YC, 3M5T-10300-YD <b>6PK1217</b> <b>AP9029</b>
	02/08-	IXDA	81			ALT ALT, (Denso), FOR ALT: 120A, OE-NO 3M5T-10300-PD CA CA CA <b>6PK1217</b> <b>AP9029</b>
					<b>CT1091</b> <b>CT1091K1</b> <b>CT1091WP1</b>	CA CA CA CA

**FORD**




## FORD

### C-MAX

1.6 EcoBoost	12/10-	JQDA, JQDB	110	1596	CT881	ALT CA	6PK1555
1.6 TDCi	12/10-	T3DA, T3DB	70	1560		ALT, (-AC) ALT, (AC)	6PK800 6PK962
		T1DA, T1DB	85			ALT, (-AC) ALT, (AC)	6PK800 6PK962
1.6 Ti	12/10-	PNDA	92	1596	CT881	CA	
		IQDA, IQDB	77		CT881 CT881K5	ALT, (-AC) CA CA	6PK1019 ELAST
2.0 TDCi	12/10-	TXDB	120	1997	CT1140 CT1140K1	ALT CA CA	6PK1244
	02/11-	TYDA	85		CT1140 CT1140K1	ALT CA CA	6PK1244
		UFDB	103		CT1140 CT1140K1	ALT CA CA	6PK1244

### CONSUL (GGFL)

1700	01/72-12/75	TV17HC	55	1699		ALT, WP, FAN	AVX10X1150
2000	01/72-12/74	KL20L	60	1996	CT687 CT687K1	ALT CA CA	AVX10X1325
	09/74-12/75		66	1981		ALT PS	AVX10X1000 AVX13X1175
	01/72-12/75		73	1993	CT687 CT687K1	ALT PS CA CA	AVX10X1000 AVX13X1175
2300	01/72-12/75		79	2293		ALT PS	AVX10X1000 AVX13X1275

### CONSUL Coupe (GGCL)

1700	01/72-12/75	TV17HC	55	1699		ALT, (AUTOM) ALT	AVX10X865 AVX10X875
2000	01/72-12/75		73	1993	CT687 CT687K1	ALT PS CA CA	AVX10X1000 AVX13X1275
2300	01/72-12/75		79	2293		ALT PS	AVX10X1000 AVX13X1275

### CONSUL Turnier (GGNL)

1700	01/72-12/75	TV17HC	55	1699		ALT, (AUTOM) ALT	AVX10X865 AVX10X875
2000	01/72-12/75		73	1993	CT687 CT687K1	ALT PS CA CA	AVX10X1000 AVX13X1275
2300	01/72-12/75		79	2293		ALT PS	AVX10X1000 AVX13X1275

### COUGAR (EC\_)

2.0 16V	08/98-12/01	EDBA, EDBB, EDBC, EDBD	96	1988	CT978 CT978K1 CT978K2	ALT, (PS), (-AC) ALT, (PS), (AC), (AUTOM) ALT, (PS), (AC), (MANL) CA CA, 02/1999⇒ CA, ⇒01/1999	6PK1973 6PK2000 6PK2120
2.5 ST 200	01/00-12/01	SGA	151	2495		WP ALT, ⇒09/2000 ALT, 09/2000⇒	3PK683 6PK1805 6PK2077
2.5 V6 24V	06/00-12/01	LCBC, LCBE, LCBB	125	2495		WP ALT, ⇒09/2000 ALT, 09/2000⇒	3PK683 6PK1820 6PK2077
	08/98-12/01	LCBA		2544		WP ALT, ⇒09/2000 ALT, 09/2000⇒	3PK683 6PK1820 6PK2077

### ECONOVAN (KBA, KCA)

1.4	03/86-03/92	UC	48	1416		ALT	AVX10X825
2.0 D	03/86-03/92	RF	41	1998		ALT AC	AVX13X1100 AVX13X920
					CT832	CA	

### ESCORT '81 Express (AVA)

1.1	03/81-02/86	GLB	37	1117		ALT, ENGINE: CVH ALT, ENGINE: OHV, ⇒08/1983 ALT, ENGINE: OHV, 08/1983⇒ CA, ENGINE: CVH	11,9X772Ld AVX10X818 AVX10X825
1.3	03/81-02/86	JPA	51	1296	CT688	ALT, ENGINE: CVH, 04/1984⇒ ALT, ENGINE: CVH, ⇒05/1983	11,9X772Ld 11,9X793Ld





## FORD

ESCORT '81 Express (AVA)							
						ALT, ENGINE: CVH, 05/1983⇒, ⇒04/1984 ALT, ENGINE: OHV, ⇒08/1983 ALT, ENGINE: OHV, 08/1983⇒ CA, ENGINE: CVH	11,9X806Ld AVX10X818 AVX10X825
1.6	03/81-02/86		61	1567	CT688	ALT, (-AC), (CARB) ALT, (-AC), (PETR INJ) ALT, (AC) AC	11,9X758Ld 11,9X768Ld AVX10X625 AVX13X850
1.6 D	02/84-02/86	LTA	40	1608	CT690 CT690K1	CA, MTR-CODE: HL16L CA, MTR-CODE: HL16L	
					CT616 CT616K1	ALT CA CA, MTR-CODE: D16	AVX10X850
ESCORT '86 Express (AVF)							
1.1	05/86-07/90	GSG	37	1117		ALT, 08/1988⇒ ALT, ⇒08/1988	11,9X793Ld AVX10X825
1.3	07/88-07/90	JBA	46	1297		ALT, ENGINE: CVH ALT, PS, AC AC ALT, ENGINE: OHV, 08/1988⇒, ⇒04/1989 ALT, ENGINE: OHV, 04/1989⇒ ALT, ENGINE: OHV, ⇒08/1988 CA	11,9X758Ld 4PK1190 4PK841 AVX10X800 AVX10X813 AVX10X825
1.4 i	02/86-07/90	F6B, F6D, FUC	54	1392	CT688	ALT, (-AC), ⇒12/1988, (CARB) ALT, (-AC), (PETR INJ) ALT, (-AC), 12/1988⇒, (CARB) ALT, (AC), 01/1989⇒ ALT, (AC), ⇒12/1988 AC	11,9X758Ld 11,9X768Ld 11,9X793Ld 6PK915 AVX10X625 AVX13X850
1.6	02/86-07/90	LUC	60	1597	CT690 CT690K1	CA, MTR-CODE: HL14 CVH CA, MTR-CODE: HL14 CVH	
					CT690 CT690K1	ALT, (-AC), (CARB) ALT, (-AC), (PETR INJ) ALT, (AC) AC CA CA	11,9X758Ld 11,9X768Ld AVX10X625 AVX13X850
1.6 D	02/86-07/90	LTA	40	1608	CT616 CT616K1	CA CA, MTR-CODE: D16	
1.8 D	07/88-07/90	RTA, RTB	44	1753	CT901(SET) CT901K1	ALT ALT, AC ALT, PS CA CA	3PK648 5PK1010 5PK1010
ESCORT '91 Express (AVL)							
1.3	07/90-12/94	JBD	46	1299		ALT AC PS	11,9X793Ld 4PK825 4PK860
1.4	07/90-12/94	F6F, F6G	52	1391	CT690 CT690K1 CT729 CT729K1	ALT ALT, PS ALT, PS, AC ALT, AC CA, ⇒04/1992 CA, ⇒04/1992 CA, 05/1992⇒ CA, 05/1992⇒	11,9X758Ld 6PK1420 6PK1635 6PK995
1.8 D	07/90-12/94	RTH	44	1753	CT901(SET) CT901K1	ALT, ⇒05/1991 ALT, 05/1991⇒ ALT, AC ALT, PS CA CA	3PK648 3PK675 5PK1010 5PK1010
ESCORT '95 Express (AVL)							
1.4	01/95-	F4B	54	1391	CT729 CT729K1	ALT, AC ALT, PS ALT, PS, AC ALT CA CA, MTR-CODE: HL14 CVH	6PK1000 6PK1413 6PK1635 AVX10X763
1.8 D	01/95-	RTF, RTH	44	1753	CT901(SET) CT901K1 CT901K2 CT901K3 CT901K4	PS ALT, (-AC), (PS) ALT, (AC), (PS) ALT, (-AC), (-PS) CA CA, ⇒09/1995 CA, 10/1995⇒, ⇒09/1996 CA, 10/1996⇒ CA, 10/1995⇒, ⇒09/1996, OPT	4PK654 5PK1015 5PK1035 5PK698



## FORD

### ESCORT ,95 Express (AVL)

1.8 Turbo D	12/95-06/01	RVA	51	1753	CT901WP1	CA, 10/1996⇒ PS ALT, (-AC), (PS) ALT, (AC), (PS) ALT, (-AC), (-PS)	4PK654 5PK1015 5PK1035 5PK698
					CT901(SET) CT901K2 CT901K3 CT901K4 CT901WP2	CA CA, ⇒09/1996 CA, 10/1996⇒ CA, ⇒09/1996, OPT CA, 10/1996⇒	

### ESCORT CLASSIC (AAL, ABL)

1.6 16V	10/98-07/00	L1E	66	1597		ALT, AC ALT, PS, (AUTOM) ALT, PS, (MANL) ALT, PS, AC ALT	6PK1555 6PK1653 6PK1675 6PK1920 6PK915
					CT728 CT728K1	CA CA	
1.8 TD	10/98-07/00	RFD, RFK	66	1753		PS ALT, (PS), (AC) ALT, (PS), (-AC) ALT, (-PS), (-AC)	4PK654 5PK1035 5PK1145 5PK710
					CT901(SET) CT901K3 CT901WP2	CA CA CA	

### ESCORT CLASSIC Turnier (ANL)

1.6 16V	02/99-07/00	L1E	66	1597		ALT, AC ALT, PS, (AUTOM) ALT, PS, (MANL) ALT, PS, AC ALT	6PK1555 6PK1653 6PK1675 6PK1920 6PK915
					CT728 CT728K1	CA CA	
1.8 TD	02/99-07/00	RFD, RFK	66	1753		PS ALT, (PS), (AC) ALT, (PS), (-AC) ALT, (-PS), (-AC)	4PK654 5PK1035 5PK1145 5PK710
					CT901(SET) CT901K3 CT901WP2	CA CA CA	

### ESCORT I (AFH, ATH)

1100	01/68-12/74	G1	32	1098		DYN, WP, FAN ALT, WP, FAN	AVX10X735 AVX10X850	
	06/70-02/76	G2	35			DYN, WP, FAN, ⇒12/1973 ALT, WP, FAN, 01/1975⇒ ALT, WP, FAN, 01/1974⇒, ⇒12/1974	AVX10X735 AVX10X813 AVX10X850	
	06/68-06/71	KL11	29			DYN, WP, FAN	AVX10X735	
		G1	33			DYN, WP, FAN ALT, WP, FAN	AVX10X735 AVX10X850	
	1300	06/68-06/71		35	1298		DYN, WP, FAN ALT, WP, FAN	AVX10X735 AVX10X850
				38			DYN, WP, FAN ALT, WP, FAN	AVX10X735 AVX10X850
09/73-02/76		J1F	40			DYN, WP, FAN, ⇒12/1973 ALT, WP, FAN, 01/1975⇒ ALT, WP, FAN, 01/1974⇒, ⇒12/1974	AVX10X735 AVX10X813 AVX10X850	
06/70-02/76		J2	42			DYN, WP, FAN, ⇒12/1973 ALT, WP, FAN, 01/1975⇒ ALT, WP, FAN, 01/1974⇒, ⇒12/1974	AVX10X735 AVX10X813 AVX10X850	
	J3D	53			DYN, WP, FAN, ⇒12/1973 ALT, WP, FAN, 01/1975⇒ ALT, WP, FAN, 01/1974⇒, ⇒12/1974	AVX10X735 AVX10X813 AVX10X850		
1300 GT	06/68-06/71	KL13H	47	1298		DYN, WP, FAN ALT, WP, FAN	AVX10X735 AVX10X850	

### ESCORT I Kombi (ADH)

1100	06/68-06/71	KL11	29	1098		DYN, WP, FAN ALT, WP, FAN	AVX10X735 AVX10X850
	06/70-02/76	G2	35			DYN, WP, FAN, ⇒12/1973 ALT, WP, FAN, 01/1975⇒ ALT, WP, FAN, 01/1974⇒, ⇒12/1974	AVX10X735 AVX10X813 AVX10X850
		G1	32			DYN, WP, FAN, ⇒12/1973 ALT, WP, FAN, 01/1975⇒ ALT, WP, FAN, 01/1974⇒, ⇒12/1974	AVX10X735 AVX10X813 AVX10X850
1300	06/70-02/76	J2	42	1298		DYN, WP, FAN, ⇒12/1973 ALT, WP, FAN, 01/1975⇒ ALT, WP, FAN, 01/1974⇒, ⇒12/1974	AVX10X735 AVX10X813 AVX10X850

### ESCORT II (ATH)

1.1	12/74-08/80	G1	32	1098		ALT, ENGINE: OHV	AVX10X813
-----	-------------	----	----	------	--	------------------	-----------





<b>FORD</b>							
<b>ESCORT II (ATH)</b>							
1.3					<b>CT688</b>	ALT, ENGINE: OHC CA, ENGINE: CVH	AVX10X865
	06/75-08/80		34			ALT, ENGINE: OHV ALT, ENGINE: OHC CA, ENGINE: CVH	AVX10X813 AVX10X865
					<b>CT688</b>	ALT, ENGINE: OHV ALT, ENGINE: OHC CA, ENGINE: CVH	AVX10X813 AVX10X865
	12/74-08/80	G2	35			ALT, ENGINE: OHV ALT, ENGINE: OHC CA, ENGINE: CVH	AVX10X813 AVX10X865
					<b>CT688</b>	ALT, ENGINE: OHV ALT, ENGINE: OHC CA, ENGINE: CVH	AVX10X813 AVX10X865
	12/74-08/80	J1F	40	1298		ALT, ENGINE: OHV ALT, ENGINE: OHC CA, ENGINE: CVH	AVX10X813 AVX10X865
					<b>CT688</b>	ALT, ENGINE: OHV ALT, ENGINE: OHC CA, ENGINE: CVH	AVX10X813 AVX10X865
		J2	42			ALT, ENGINE: OHV ALT, ENGINE: OHC CA, ENGINE: CVH	AVX10X813 AVX10X865
					<b>CT688</b>	ALT, ENGINE: OHV ALT, ENGINE: OHC CA, ENGINE: CVH	AVX10X813 AVX10X865
	03/79-08/80		44			ALT, ENGINE: OHV ALT, ENGINE: OHC CA, ENGINE: CVH	AVX10X813 AVX10X865
				<b>CT688</b>	ALT, ENGINE: OHV ALT, ENGINE: OHC CA, ENGINE: CVH	AVX10X813 AVX10X865	
12/74-08/80	J3	51			ALT, ENGINE: OHV ALT, ENGINE: OHC CA, ENGINE: CVH	AVX10X813 AVX10X865	
				<b>CT688</b>	ALT, ENGINE: OHV ALT, ENGINE: OHC CA, ENGINE: CVH	AVX10X813 AVX10X865	
1.6 RS	12/74-08/80	LC	62	1599		ALT	AVX10X825
2.0 RS (BATN)	03/73-02/77		73	1993		ALT CA	AVX10X865
				<b>CT687</b>		ALT CA	AVX10X865
2.0 RS Heckantrieb	08/75-08/80	NE	80	1993		ALT CA CA	AVX10X865
				<b>CT687</b> <b>CT687K1</b>		ALT CA CA	AVX10X865
<b>ESCORT II Kombi</b>							
1.3 (BADR)	08/76-07/81		40	1293		ALT, ENGINE: OHV ALT, ENGINE: OHC	AVX10X813 AVX10X865
1.3 (CADR)	04/75-01/79	KL13H	40	1298		ALT, ENGINE: OHV ALT, ENGINE: OHC	AVX10X813 AVX10X865
<b>ESCORT III (GAA)</b>							
1.1	09/80-08/83	GPA	43	1117		ALT, ENGINE: CVH ALT, ENGINE: OHV, ⇒08/1983 CA, ENGINE: CVH	11,9X772Ld AVX10X818
					<b>CT688</b>	ALT, ENGINE: CVH ALT, ⇒08/1983, ENGINE: OHV ALT, 08/1983⇒, ENGINE: OHV CA, ENGINE: CVH	11,9X772Ld AVX10X818 AVX10X825
	08/83-12/85	GSE	37			ALT, ENGINE: CVH ALT, ⇒08/1983, ENGINE: OHV ALT, 08/1983⇒, ENGINE: OHV CA, ENGINE: CVH	11,9X772Ld AVX10X818 AVX10X825
					<b>CT688</b>	ALT, ENGINE: CVH ALT, ⇒08/1983, ENGINE: OHV ALT, 08/1983⇒, ENGINE: OHV CA, ENGINE: CVH	11,9X772Ld AVX10X818 AVX10X825
09/80-08/83	GLB, GMA	40				ALT, ENGINE: CVH ALT, ENGINE: OHV, ⇒08/1983 CA, ENGINE: CVH	11,9X772Ld AVX10X818
					<b>CT688</b>	ALT, ENGINE: CVH ALT, ⇒08/1983, ENGINE: OHV ALT, 08/1983⇒, ENGINE: OHV CA, ENGINE: CVH	11,9X772Ld AVX10X818 AVX10X825
1.3	09/80-12/85	JPA	51	1296		ALT, 04/1984⇒, ENGINE: CVH ALT, ⇒05/1983, ENGINE: CVH ALT, 05/1983⇒, ⇒04/1984, ENGINE: CVH ALT, ⇒08/1983, ENGINE: OHV ALT, 08/1983⇒, ENGINE: OHV CA, ENGINE: CVH	11,9X772Ld 11,9X793Ld 11,9X806Ld AVX10X818 AVX10X825
					<b>CT688</b>	ALT, 04/1984⇒, ENGINE: CVH ALT, ⇒05/1983, ENGINE: CVH ALT, 05/1983⇒, ⇒04/1984, ENGINE: CVH ALT, ⇒08/1983, ENGINE: OHV ALT, 08/1983⇒, ENGINE: OHV CA, ENGINE: CVH	11,9X772Ld 11,9X793Ld 11,9X806Ld AVX10X818 AVX10X825
	09/80-12/85	LP1, LPA	58	1597		ALT, 04/1984⇒, ENGINE: CVH ALT, ⇒05/1983, ENGINE: CVH ALT, 05/1983⇒, ⇒04/1984, ENGINE: CVH ALT, ⇒08/1983, ENGINE: OHV ALT, 08/1983⇒, ENGINE: OHV CA	11,9X772Ld 11,9X793Ld 11,9X806Ld AVX10X818 AVX10X825
					<b>CT690</b> <b>CT690K1</b>	CA CA, MTR-CODE: HL16 CVH, 06/1983⇒	AVX10X825
09/80-10/82	LUA	71				ALT CA CA, MTR-CODE: HL16 CVH	11,9X793Ld
					<b>CT690</b> <b>CT690K1</b>	ALT CA CA, MTR-CODE: HL16 CVH	11,9X793Ld
05/83-07/86	CHT1600	48	1555			ALT, (PETR INJ) ALT, (CARB) CA CA	11,9X783Ld 11,9X793Ld
					<b>CT690</b> <b>CT690K1</b>	ALT, (PETR INJ) ALT, (CARB) CA CA	11,9X783Ld 11,9X793Ld
1.6 D	02/84-12/85	LTA	40	1608		ALT CA CA, MTR-CODE: D16	AVX10X850
					<b>CT616</b> <b>CT616K1</b>	ALT CA CA, MTR-CODE: D16	AVX10X850
1.6 i (GAA)	07/85-12/85	L4B	66	1597		ALT, (PETR INJ) ALT, (CARB) CA CA	11,9X783Ld 11,9X793Ld
					<b>CT690</b> <b>CT690K1</b>	ALT, (PETR INJ) ALT, (CARB) CA CA	11,9X783Ld 11,9X793Ld
1.6 RS Turbo	11/84-12/85	LNA	97	1597		ALT CA CA, MTR-CODE: HL16 CVH	11,9X783Ld
					<b>CT690</b> <b>CT690K1</b>	ALT CA CA, MTR-CODE: HL16 CVH	11,9X783Ld
1.6 XR3i	10/82-12/85	LR1, LRA	77	1597		ALT, 05/1983⇒ ALT, ⇒05/1983 CA CA, MTR-CODE: HL16 CVH, 06/1983⇒	11,9X783Ld 11,9X793Ld
					<b>CT690</b> <b>CT690K1</b>	ALT, 05/1983⇒ ALT, ⇒05/1983 CA CA, MTR-CODE: HL16 CVH, 06/1983⇒	11,9X783Ld 11,9X793Ld
RS 1600i	05/82-12/85	LUAE	85	1597		ALT, 08/1983⇒ ALT, ⇒08/1983	11,9X783Ld 11,9X793Ld



## FORD

### ESCORT III (GAA)

					<b>CT690</b> <b>CT690K1</b>	CA CA, MTR-CODE: HL16 CVH, 06/1983⇒	
<b>ESCORT III Cabriolet (ALD)</b>							
1.3	09/83-12/85	JPA	51	1296		ALT, 04/1984⇒, ENGINE: CVH ALT, ⇒04/1984, ENGINE: CVH ALT, ENGINE: OHV CA, ENGINE: CVH	11,9X772Ld 11,9X806Ld AVX10X825
1.6	09/83-12/85	LP1, LPA	58	1597	<b>CT688</b>	ALT, 04/1984⇒, ENGINE: CVH ALT, ⇒04/1984, ENGINE: CVH ALT, ENGINE: OHV CA, MTR-CODE: HL16 CVH	11,9X772Ld 11,9X806Ld AVX10X825
1.6 i	09/83-12/85	LR1, LRA	77	1597	<b>CT690</b> <b>CT690K1</b>	ALT CA CA, MTR-CODE: HL16 CVH	11,9X783Ld

### ESCORT III Kombi (AWA)

1.1	08/83-12/85	GSE	37	1117		ALT, ENGINE: CVH ALT, ⇒08/1983, ENGINE: OHV ALT, 08/1983⇒, ENGINE: OHV CA, ENGINE: CVH	11,9X772Ld AVX10X818 AVX10X825
	09/80-08/83	GLB, GMA	40		<b>CT688</b>	ALT, ENGINE: CVH ALT, ENGINE: OHV CA, ENGINE: CVH	11,9X772Ld AVX10X818
1.3	03/81-12/85	JPA	51	1296	<b>CT688</b>	ALT, 04/1984⇒, ENGINE: CVH ALT, ⇒05/1983, ENGINE: CVH ALT, 05/1983⇒, ⇒04/1984, ENGINE: CVH ALT, ⇒08/1983, ENGINE: OHV ALT, 08/1983⇒, ENGINE: OHV CA, ENGINE: CVH	11,9X772Ld 11,9X793Ld 11,9X806Ld AVX10X818 AVX10X825
1.6	09/80-12/85	LP1, LPA	58	1597	<b>CT690</b> <b>CT690K1</b>	ALT, 04/1984⇒, ENGINE: CVH ALT, ⇒05/1983, ENGINE: CVH ALT, 05/1983⇒, ⇒04/1984, ENGINE: CVH ALT, ⇒08/1983, ENGINE: OHV ALT, 08/1983⇒, ENGINE: OHV CA CA, MTR-CODE: HL16 CVH, 06/1983⇒	11,9X772Ld 11,9X793Ld 11,9X806Ld AVX10X818 AVX10X825
1.6 D	02/84-12/85	LTA	40	1608	<b>CT616</b> <b>CT616K1</b>	ALT CA CA, MTR-CODE: D16	AVX10X850

### ESCORT IV (GAF, AWF, ABFT)

1.1	12/85-07/90	GSG	37	1117	<b>CT688</b>	ALT CA, ENGINE: CVH	AVX10X825
1.3	01/86-07/90	JLA, JLB, JBB	44	1297		ALT, ENGINE: CVH ALT, PS, AC, 01/1988⇒, ⇒10/1989 AC, 10/1989⇒ ALT, 08/1988⇒, ⇒04/1989, ENGINE: OHV ALT, 04/1989⇒, ENGINE: OHV ALT, ⇒08/1988, ENGINE: OHV	11,9X758Ld 4PK1190 4PK841 AVX10X800 AVX10X813 AVX10X825
1.3 (GAF)	07/88-10/90	JBA	46	1297	<b>CT688</b>	ALT, ENGINE: CVH, ⇒08/1990 ALT, 08/1988⇒ ALT, (AC) ALT, (PS) ALT, ⇒08/1988 CA	11,9X758Ld 11,9X793Ld 4PK825 4PK860 AVX10X825
1.4	01/86-07/90	F6B, F6D, FUC	54	1392	<b>CT690</b> <b>CT690K1</b>	ALT AC, ⇒10/1989 AC, 10/1989⇒ ALT, AC CA CA, MTR-CODE: HL14 CVH	11,9X772Ld 6PK844 6PK915 6PK995
		FUA	55		<b>CT690</b> <b>CT690K1</b>	ALT AC, ⇒10/1989 AC, 10/1989⇒ CA CA, MTR-CODE: HL14 CVH	11,9X806Ld 6PK844 6PK915
	10/85-10/90	FUAA	51		<b>CT690</b> <b>CT690K1</b>	ALT, AC, 06/1988⇒ ALT, ⇒12/1988 CA CA, MTR-CODE: HL14 CVH	6PK915 AVX10X1165
1.6	04/89-07/90	LUG	65	1598	<b>CT690</b> <b>CT690K1</b>	ALT, ENGINE: CVH ALT, ENGINE: OHV CA CA, MTR-CODE: HL16 CVH	11,9X758Ld AVX10X813
	01/86-12/88	LP2	58	1597	<b>CT690</b> <b>CT690K1</b>	ALT, AC, 06/1988⇒ ALT, ⇒12/1988 CA CA, MTR-CODE: HL16 CVH	6PK915 AVX10X1165
1.6 D	01/86-01/89	LTC	40	1608		ALT	AVX10X850




**FORD**
**FORD**
**ESCORT IV (GAF, AWF, ABFT)**

					<b>CT616</b> <b>CT616K1</b>	CA CA, MTR-CODE: D16	
1.6 i	01/86-05/90	L4B	66	1598		ALT, ENGINE: CVH ALT, 08/1988⇒, ⇒04/1989, ENGINE: OHV ALT, 04/1989⇒, ENGINE: OHV ALT, ⇒08/1988, ENGINE: OHV	11,9X758Ld AVX10X800 AVX10X813 AVX10X825
	08/89-07/90	LJB	75	1597	<b>CT690</b> <b>CT690K1</b>	CA CA, MTR-CODE: HL16 CVH	
						ALT, (AC) ALT, (PS) ALT, (AC), (PS) ALT CA, 01/1990⇒ CA, MTR-CODE: HL16 CVH	6PK1000 6PK1413 6PK1635 AVX10X763
1.6 Turbo RS	01/86-07/90	LNB	97	1597	<b>CT690</b> <b>CT690K1</b>	ALT CA CA, MTR-CODE: HL16 CVH	11,9X772Ld
1.6 XR3i	01/86-08/89	LR2, LRB	77	1597	<b>CT690</b> <b>CT690K1</b>	ALT CA CA, MTR-CODE: HL16 CVH	11,9X772Ld
1.8 D	01/89-07/90	RTA, RTB	44	1753	<b>CT901(SET)</b> <b>CT901K1</b>	ALT AC ALT, AC CA CA	3PK648 6PK844 6PK915

**ESCORT IV Cabriolet (ALF)**

1.4	02/87-07/90	F6B, F6D, FUC	54	1392		ALT AC, ⇒10/1989 AC, 10/1989⇒ ALT, AC CA CA, MTR-CODE: HL14 CVH	11,9X772Ld 6PK844 6PK915 6PK995
	01/86-07/90	FUA	55		<b>CT690</b> <b>CT690K1</b>	ALT AC, ⇒10/1989 AC, 10/1989⇒ CA CA, MTR-CODE: HL14 CVH	11,9X806Ld 6PK844 6PK915
1.6 i	01/86-07/90	L4B	66	1597		ALT, ENGINE: CVH ALT, 08/1988⇒, ⇒04/1989, ENGINE: OHV ALT, 04/1989⇒, ENGINE: OHV ALT, ⇒08/1988, ENGINE: OHV CA CA, MTR-CODE: HL16 CVH	11,9X758Ld AVX10X800 AVX10X813 AVX10X825
	08/89-07/90	LJB	75		<b>CT690</b> <b>CT690K1</b>	ALT, ENGINE: CVH ALT, ENGINE: OHV CA CA, MTR-CODE: HL16 CVH	11,9X758Ld AVX10X813
1.6 XR3i	01/86-07/90	LR2, LRB	77	1597	<b>CT690</b> <b>CT690K1</b>	ALT CA CA	11,9X772Ld

**ESCORT IV Kombi (AWF, AVF)**

1.3	01/86-07/90	JLA, JLB, JBB	44	1297		ALT, ENGINE: CVH ALT, PS, AC, 01/1988⇒, ⇒10/1989 AC, 10/1989⇒ ALT, 08/1988⇒, ⇒04/1989, ENGINE: OHV ALT, 04/1989⇒, ENGINE: OHV ALT, ⇒08/1988, ENGINE: OHV	11,9X758Ld 4PK1190 4PK841 AVX10X800 AVX10X813 AVX10X825
	11/86-07/88		51	1296	<b>CT690</b>	ALT, AC ALT CA	6PK915 AVX10X1165
1.4	01/86-07/90	F6B, F6D, FUC	54	1392		ALT AC, ⇒10/1989 AC, 10/1989⇒ ALT, AC CA CA, MTR-CODE: HL14 CVH	11,9X772Ld 6PK844 6PK915 6PK995
		FUA	55		<b>CT690</b> <b>CT690K1</b>	ALT AC, ⇒10/1989 AC, 10/1989⇒ CA CA, MTR-CODE: HL14 CVH	11,9X806Ld 6PK844 6PK915
	10/85-10/90	FUAA	51		<b>CT690</b> <b>CT690K1</b>	ALT, AC, 06/1988⇒ ALT, ⇒12/1988 CA CA, MTR-CODE: HL14 CVH	6PK915 AVX10X1165
1.6	01/86-07/90	LP2	58	1597	<b>CT690</b>	ALT, AC, 06/1988⇒ ALT, ⇒12/1988 CA	6PK915 AVX10X1165







## FORD

### ESCORT IV Kombi (AWF, AVF)

1.6 D	01/86-01/89	LTC	40	1608	CT690K1	CA, MTR-CODE: HL16 CVH	
					ALT		AVX10X850
					CT616	CA	
					CT616K1	CA, MTR-CODE: D16	
1.6 i	01/86-07/90	L4B	66	1597		ALT, ENGINE: CVH	11,9X758Ld
						ALT, 08/1988⇒, ⇒04/1989, ENGINE: OHV	AVX10X800
						ALT, 04/1989⇒, ENGINE: OHV	AVX10X813
						ALT, ⇒08/1988, ENGINE: OHV	AVX10X825
					CT690	CA	
					CT690K1	CA, MTR-CODE: HL16 CVH	
1.8 D	01/89-07/90	RTA, RTB	44	1753		ALT	3PK648
						AC	6PK844
						ALT, AC	6PK915
					CT901(SET)	CA	
					CT901K1	CA	

### ESCORT V (GAL)

1.3	07/90-09/92	J6A, J4B	44	1299		PS, AC	4PK1190
						AC	4PK841
						ALT, ENGINE: OHV	AVX10X813
					CT688	CA, ENGINE: CVH	
1.4	07/90-09/92	F6F, F6G	52	1392		ALT	11,9X758Ld
						ALT, PS	6PK1420
						ALT, PS, AC	6PK1635
						ALT, AC	6PK995
					CT690	CA, ⇒04/1992	
					CT690K1	CA, ⇒04/1992	
					CT729	CA, 04/1992⇒	
					CT729K1	CA, 05/1992⇒	
1.6	07/90-12/92	LJF	77	1598		ALT	11,9X758Ld
						ALT, PS	6PK1420
						ALT, PS, AC	6PK1635
						ALT, AC	6PK995
					CT690	CA, ⇒04/1992	
					CT690K1	CA, MTR-CODE: HL16 CVH	
					CT729	CA, 04/1992⇒	
	07/90-08/92	LUJ, LUK	66			ALT, AC	6PK1000
						ALT, PS	6PK1413
						ALT, PS, AC	6PK1635
						ALT	AVX10X763
					CT690	CA, ⇒04/1992	
					CT690K1	CA, ⇒04/1992	
					CT729	CA, 04/1992⇒	
					CT729K1	CA, 05/1992⇒	
1.8 16V XR3i	02/92-12/92	RDA	77	1796		ALT, AC	6PK1530
						ALT, PS	6PK1815
						ALT, PS, AC	6PK1900
						ALT	6PK915
					CT728	CA	
					CT728K1	CA, MTR-CODE: ZH18 ZETEC E	
		RQB	96			ALT, AC	6PK1530
						ALT, PS	6PK1815
						ALT, PS, AC	6PK1900
						ALT	6PK915
					CT728	CA	
					CT728K1	CA, MTR-CODE: ZH18 ZETEC E	
1.8 D	07/90-12/92	RTE, RTF, RTH	44	1753		ALT, ⇒09/1991	3PK648
						ALT, AC	5PK1010
						ALT, PS	5PK1010
					CT901(SET)	CA	
					CT901K1	CA	
RS 2000	05/91-12/92	N7A	110	1998		ALT, PS	6PK1352
						ALT	6PK935

### ESCORT V Cabriolet (ALL)

1.4	07/90-12/92	F6F, F6G	52	1392		ALT	11,9X758Ld
						ALT, PS	6PK1420
						ALT, PS, AC	6PK1635
						ALT, AC	6PK995
					CT690	CA, ⇒04/1992	
					CT690K1	CA, ⇒04/1992	
					CT729	CA, 04/1992⇒	
					CT729K1	CA, 05/1992⇒	
1.6	07/90-12/92	LJF	77	1598		ALT	11,9X758Ld
						ALT, PS	6PK1420
						ALT, PS, AC	6PK1635
						ALT, AC	6PK995
					CT690	CA, ⇒04/1992	
					CT690K1	CA, MTR-CODE: HL16 CVH	
					CT729	CA, 04/1992⇒	




**FORD**

<b>FORD</b>							
<b>ESCORT V Cabriolet (ALL)</b>							
↔ 1.8 16V XR3i	02/92-12/92	RDA	77	1796		ALT, AC ALT, PS ALT, PS, AC ALT CA CA, MTR-CODE: ZH18 ZETEC E	6PK1530 6PK1815 6PK1900 6PK915
		RQB	96		CT728 CT728K1	ALT, AC ALT, PS ALT, PS, AC ALT CA CA, MTR-CODE: ZH18 ZETEC E	6PK1530 6PK1815 6PK1900 6PK915
<b>ESCORT V Kombi (GAL, AVL)</b>							
1.3	09/91-09/92	J6A, J4B	44	1299		PS, AC AC ALT, ENGINE: OHV CA, ENGINE: CVH	4PK1190 4PK841 AVX10X813
					CT688		
1.4	07/90-09/92	F6F, F6G	52	1392		ALT ALT, PS ALT, PS, AC ALT, AC CA, ⇒04/1992 CA, ⇒04/1992 CA, 04/1992⇒ CA, 05/1992⇒	11,9X758Ld 6PK1420 6PK1635 6PK995
					CT690 CT690K1 CT729 CT729K1		
1.6	07/90-09/92	LJF	77	1598		ALT ALT, PS ALT, PS, AC ALT, AC CA, ⇒04/1992 CA, MTR-CODE: HL16 CVH CA, 04/1992⇒	11,9X758Ld 6PK1420 6PK1635 6PK995
		07/90-08/92	LUJ, LUK	66		ALT, AC ALT, PS ALT, PS, AC ALT CA, ⇒04/1992 CA, ⇒04/1992 CA, 04/1992⇒ CA, 05/1992⇒	6PK1000 6PK1413 6PK1635 AVX10X763
					CT690 CT690K1 CT729 CT729K1		
1.8 16V	02/92-12/92	RDA	77	1796		ALT, AC ALT, PS ALT, PS, AC ALT CA CA, MTR-CODE: ZH18 ZETEC E	6PK1530 6PK1815 6PK1900 6PK915
					CT728 CT728K1		
1.8 D	07/90-12/92	RTE, RTF, RTH	44	1753		ALT, ⇒09/1991 ALT, AC ALT, PS CA CA	3PK648 5PK1010 5PK1010
					CT901(SET) CT901K1		
<b>ESCORT VI (GAL)</b>							
1.3	09/92-01/95	J6A, J4B	44	1299		ALT, (PS), (-AC) ALT, (PS), (AC) ALT, (-PS)	4PK825 4PK860 AVX10X800
1.4	09/92-01/95	F6F, F6G	52	1391		ALT ALT, PS ALT, PS, AC ALT, AC CA CA, MTR-CODE: HL14 CVH	11,9X758Ld 6PK1420 6PK1635 6PK995
		01/94-01/95	FUH, F4B	55		ALT ALT, AC ALT, PS ALT, PS, AC CA CA, MTR-CODE: HL14 CVH	11,9X758Ld 6PK1000 6PK1420 6PK1635
					CT729 CT729K1		
1.6 i 16V	09/92-01/95	L1E	66	1597		ALT, AC, ⇒08/1993 ALT, AC, 08/1993⇒ ALT, PS, 06/1993⇒, ⇒07/1994 ALT, PS, 07/1994⇒ ALT, PS, ⇒06/1993 ALT, PS, AC, ⇒01/1993 ALT, PS, AC, 01/1993⇒ ALT CA CA	6PK1530 6PK1555 6PK1653 6PK1675 6PK1815 6PK1900 6PK1920 6PK915
		01/94-01/95	L1H	65		ALT, AC	6PK1555
					CT728 CT728K1		





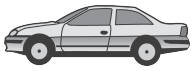
FORD

**FORD**

**ESCORT VI (GAL)**

						ALT, PS, ⇒07/1994 ALT, PS, 07/1994⇒ ALT, PS, AC ALT CA CA	6PK1653 6PK1675 6PK1920 6PK915
1.8 16V XR3i	09/92-01/95	RQB	96	1796	CT728 CT728K1	ALT, AC, ⇒08/1993 ALT, AC, 08/1993⇒ ALT, PS, 06/1993⇒, ⇒07/1994 ALT, PS, 07/1994⇒ ALT, PS, ⇒06/1993 ALT, PS, AC, ⇒01/1993 ALT, PS, AC, 01/1993⇒ ALT CA CA	6PK1530 6PK1555 6PK1653 6PK1675 6PK1815 6PK1900 6PK1920 6PK915
1.8 D	09/92-01/95	RTE, RTF, RTH	44	1753	CT901(SET) CT901K1	ALT, ⇒07/1993 PS, (AC) ALT, AC ALT, PS ALT, 07/1993⇒ CA CA	3PK675 4PK654 5PK1015 5PK1015 5PK698
1.8 i 16V	09/92-01/95	RDA	77	1796	CT728 CT728K1	ALT, AC, ⇒08/1993 ALT, AC, 08/1993⇒ ALT, PS, 06/1993⇒, ⇒07/1994 ALT, PS, 07/1994⇒, (AUTOM) ALT, PS, 07/1994⇒, (MANL) ALT, PS, ⇒06/1993 ALT, PS, AC, ⇒01/1993 ALT, PS, AC, 01/1993⇒ ALT CA CA	6PK1538 6PK1555 6PK1653 6PK1653 6PK1675 6PK1815 6PK1900 6PK1920 6PK915
1.8 TD	02/93-01/95	RFD, RFK, RFS	66	1753	CT901(SET) CT901K1	PS, (AC), 08/1994⇒ ALT, (PS) ALT, (-PS), (-AC) CA CA	4PK654 5PK1015 5PK698
1.8 XR3i 16V 4x4	08/93-01/95	RDA	77	1796	CT728 CT728K1	ALT, AC, 08/1993⇒ ALT, PS, 06/1993⇒, ⇒06/1994 ALT, PS, 07/1994⇒ ALT, PS, AC, 08/1993⇒ ALT CA CA	6PK1555 6PK1653 6PK1675 6PK1920 6PK915
		RQB	96		CT728 CT728K1	ALT, AC, (-PS) ALT, AC, (-PS), 08/1993⇒ ALT, PS, (-AC) ALT, PS, AC ALT CA CA	6PK1530 6PK1555 6PK1815 6PK1900 6PK915
RS 2000	09/92-01/95	N7A	110	1998		ALT ALT, AC	6PK1352 6PK1653
RS 2000 4x4	08/93-01/95	N7A	110	1998		ALT, PS ALT	6PK1352 6PK935
RS Cosworth 4x4	09/92-01/95	N5F	162	1994	CT775	AC ALT CA	4PK990 6PK1413
<b>ESCORT VI Cabriolet (ALL)</b>							
1.4	12/92-04/94	F6F, F6G	52	1392	CT729 CT729K1	ALT ALT, PS ALT, PS, AC ALT, AC CA CA, MTR-CODE: HL14 CVH	11,9X758Ld 6PK1420 6PK1635 6PK995
1.4 i	07/93-01/95	F4B	55	1391	CT729 CT729K1	ALT ALT, AC ALT, PS ALT, PS, AC CA CA, MTR-CODE: HL14 CVH	11,9X758Ld 6PK1000 6PK1420 6PK1635
1.6 16V XR3i	12/92-01/95	L1E	66	1597		ALT, AC, ⇒08/1993 ALT, AC, 08/1993⇒ ALT, PS, 06/1993⇒, ⇒07/1994 ALT, PS, 07/1994⇒ ALT, PS, ⇒06/1993	6PK1530 6PK1555 6PK1653 6PK1675 6PK1815





## FORD

### ESCORT VI Cabriolet (ALL)

					CT728 CT728K1	ALT, PS, AC ALT CA CA, MTR-CODE: ZH16 ZETEC E	6PK1920 6PK915
1.6 i 16V	02/94-01/95	L1H	65	1597	CT728 CT728K1	ALT, AC ALT, PS, ⇒07/1994 ALT, PS, 07/1994⇒ ALT, PS, AC ALT CA CA	6PK1555 6PK1653 6PK1675 6PK1920 6PK915
1.8 16V XR3i	12/92-01/95	RQB	96	1796	CT728 CT728K1	ALT, AC ALT, PS, (AUTOM) ALT, PS, 06/1993⇒, ⇒07/1994 ALT, PS, (MANL), 07/1994⇒ ALT, PS, ⇒06/1993 ALT, PS, AC ALT CA CA	6PK1555 6PK1653 6PK1653 6PK1675 6PK1815 6PK1920 6PK915
		RDA	77		CT728 CT728K1	ALT, AC, ⇒07/1993 ALT, AC, 08/1993⇒ ALT, PS, 06/1993⇒, ⇒06/1994 ALT, PS, 07/1994⇒ ALT, PS, ⇒05/1993 ALT, PS, AC, ⇒07/1993 ALT, PS, AC, 08/1993⇒ ALT CA CA	6PK1530 6PK1555 6PK1653 6PK1675 6PK1815 6PK1900 6PK1920 6PK915

### ESCORT VI Kombi (GAL)

1.3	09/92-01/95	J6A, J4B	44	1299		ALT, (PS), (-AC) ALT, (PS), (AC) ALT, (-PS)	4PK825 4PK860 AVX10X800
1.4	09/92-01/94	F6F, F6G	52	1391	CT729 CT729K1	ALT ALT, PS ALT, PS, AC ALT, AC CA CA, MTR-CODE: HL14 CVH	11,9X758Ld 6PK1420 6PK1635 6PK995
		01/94-01/95	FUH, F4B	55		CT729 CT729K1	ALT ALT, AC ALT, PS ALT, PS, AC CA CA, MTR-CODE: HL14 CVH
1.6 i 16V	09/92-01/95	L1E	66	1597	CT728 CT728K1	ALT, AC, ⇒08/1993 ALT, AC, 08/1993⇒ ALT, PS, 06/1993⇒, ⇒07/1994 ALT, PS, 07/1994⇒ ALT, PS, ⇒06/1993 ALT, PS, AC, ⇒01/1993 ALT, PS, AC, 01/1993⇒ ALT CA CA	6PK1530 6PK1555 6PK1653 6PK1675 6PK1815 6PK1900 6PK1920 6PK915
		01/94-01/95	L1H	65		CT728 CT728K1	ALT, AC, 08/1993⇒ ALT, PS, 06/1993⇒, ⇒07/1994 ALT, PS, 07/1994⇒ ALT, PS, AC, 01/1993⇒ ALT CA CA
1.8 D	09/92-01/95	RTH	44	1753	CT901(SET) CT901K1	ALT, ⇒07/1993 PS, (AC) ALT, AC ALT, PS ALT, 07/1993⇒ CA CA	3PK675 4PK654 5PK1015 5PK1015 5PK698
1.8 i 16V	01/93-01/95	RDA	77	1796		ALT, AC, ⇒08/1993 ALT, AC, 08/1993⇒ ALT, PS, 06/1993⇒, ⇒07/1994 ALT, PS, 07/1994⇒, (AUTOM) ALT, PS, 07/1994⇒, (MANL) ALT, PS, ⇒06/1993 ALT, PS, AC, ⇒01/1993 ALT, PS, AC, 01/1993⇒	6PK1538 6PK1555 6PK1653 6PK1653 6PK1675 6PK1815 6PK1900 6PK1920



## FORD

### ESCORT VI Kombi (GAL)

					CT728 CT728K1	ALT CA CA	6PK915
	02/93-01/95	RQB	96			ALT, AC, (-PS), ⇨07/1993 ALT, AC, (-PS), 08/1993⇨ ALT, PS, (-AC) ALT, PS, AC ALT CA CA	6PK1530 6PK1555 6PK1815 6PK1900 6PK915
1.8 TD	02/93-01/95	RFD, RFK	66	1753	CT728 CT728K1	PS, (AC), 08/1994⇨ ALT, (-PS), (-AC) CA CA	4PK654 5PK1015 5PK698

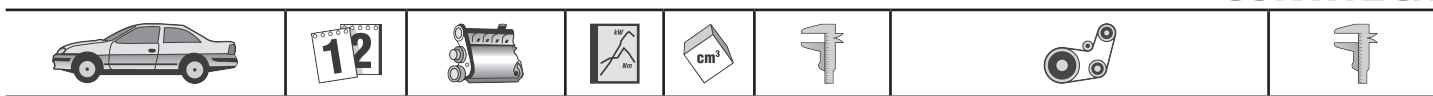
### ESCORT VI Stufenheck (GAL)

1.4	08/93-04/94	F6F, F6G	52	1392	CT729 CT729K1	ALT ALT, PS ALT, PS, AC ALT, AC CA CA, MTR-CODE: HL14 CVH	11,9X758Ld 6PK1420 6PK1635 6PK995
	08/93-01/95	FUH, F4B	55	1391	CT729 CT729K1	ALT ALT, AC ALT, PS ALT, PS, AC CA CA, MTR-CODE: HL14 CVH	11,9X758Ld 6PK1000 6PK1420 6PK1635
1.6 i 16V	08/93-01/95	L1E, L1K	66	1597	CT728 CT728K1	ALT, AC ALT, PS ALT, PS, AC ALT CA CA	6PK1555 6PK1675 6PK1920 6PK915
	01/94-01/95	L1H	65		CT728 CT728K1	ALT, AC ALT, PS ALT, PS, AC ALT CA CA	6PK1555 6PK1675 6PK1920 6PK915
1.8 D	08/93-01/95	RTE, RTF, RTH	44	1753	CT901(SET) CT901K1	PS, (AC) ALT, AC ALT, PS ALT CA CA	4PK654 5PK1015 5PK1015 5PK698
1.8 i 16V	08/93-01/95	RDA	77	1796	CT728 CT728K1	ALT, AC, ⇨08/1993 ALT, AC, 08/1993⇨ ALT, PS, ⇨07/1994 ALT, PS, 07/1994⇨, (AUTOM) ALT, PS, 07/1994⇨, (MANL) ALT, PS, AC ALT CA CA	6PK1538 6PK1555 6PK1653 6PK1653 6PK1675 6PK1920 6PK915
1.8 TD	08/93-01/95	RFD, RFK	66	1753	CT901(SET) CT901K1	PS, (AC), 08/1994⇨ ALT, (PS) ALT, (-PS), (-AC) CA CA	4PK654 5PK1015 5PK698

### ESCORT VII (GAL, AAL, ABL)

1.3	01/95-10/98	J6A, J4B	44	1299		ALT, ⇨12/1995 ALT, AC, ⇨12/1995 ALT, PS, ⇨12/1995	11,9X793Ld 4PK825 4PK860
1.4	01/95-10/98	F4B	55	1391	CT729 CT729K1	ALT, AC ALT, PS, 01/1996⇨ ALT, PS, ⇨12/1995 ALT, PS, AC ALT CA CA, MTR-CODE: HL14 CVH	6PK1000 6PK1413 6PK1420 6PK1635 AVX10X763
1.6 16V	01/95-10/98	L1E	66	1597	CT728 CT728K1	ALT, AC ALT, PS, (AUTOM) ALT, PS, (MANL) ALT, PS, AC ALT CA CA, MTR-CODE: ZH16 ZETEC E	6PK1555 6PK1653 6PK1675 6PK1920 6PK915





## FORD

ESCORT VII (GAL, AAL, ABL)							
↩ 1.6 16V 4x4	01/95-10/98	L1E	66	1597		ALT, AC ALT, PS, (AUTOM) ALT, PS, (MANL) ALT, PS, AC ALT CA CA, MTR-CODE: ZH16 ZETEC E	6PK1555 6PK1653 6PK1675 6PK1920 6PK915
1.6 i 16V	01/95-08/95	L1H	65	1597	CT728 CT728K1	ALT, AC ALT, PS, (AUTOM) ALT, PS, (MANL) ALT, PS, AC ALT CA CA, MTR-CODE: ZH16 ZETEC E	6PK1555 6PK1653 6PK1675 6PK1920 6PK915
1.8 16V	01/95-08/95	RDA	77	1796	CT728 CT728K1	ALT, AC ALT, PS, (AUTOM) ALT, PS, (MANL) ALT, PS, AC ALT CA CA, MTR-CODE: ZH18 ZETEC E	6PK1555 6PK1653 6PK1675 6PK1920 6PK915
	01/95-10/98	RKC	85		CT728 CT728K1	ALT, AC ALT, PS, (AUTOM) ALT, PS, (MANL) ALT, PS, AC ALT CA CA, MTR-CODE: ZH18 ZETEC E	6PK1555 6PK1653 6PK1675 6PK1920 6PK915
1.8 D	01/95-12/96	RTE, RTF, RTH	44	1753	CT901(SET) CT901K1 CT901K2	PS ALT, (-AC), (PS) ALT, (AC), (PS) ALT, (-AC), (-PS) CA CA, ⇨10/1995 CA, 10/1995⇨	4PK654 5PK1015 5PK1035 5PK698
1.8 TD	01/95-10/98	RFD, RFK	66	1753	CT901(SET) CT901K1 CT901K2 CT901K3 CT901WP2	PS ALT, (PS), (-AC), ⇨01/1997 ALT, (PS), (AC) ALT, (PS), (-AC), 02/1997⇨ ALT, (-PS), (-AC) CA CA, ⇨09/1995 CA, 10/1995⇨, ⇨09/1996 CA, 10/1996⇨ CA, 10/1996⇨	4PK654 5PK1015 5PK1035 5PK1145 5PK710
1.8 Turbo D	12/95-10/98	RVA	51	1753	CT901(SET) CT901K2 CT901K3 CT901K4 CT901WP2	PS ALT, (-AC), (PS) ALT, (AC), (PS) ALT, (-AC), (-PS) CA CA, ⇨09/1996 CA, 10/1996⇨ CA, ⇨09/1996, OPT CA, 10/1996⇨, MTR-CODE: D18TI	4PK654 5PK1015 5PK1035 5PK698
RS 2000	02/95-02/98	N7A	110	1998		ALT ALT, AC	6PK1352 6PK1653
RS 2000 4x4	02/95-10/98	N7A	110	1998		ALT ALT, AC	6PK1352 6PK1653
RS Cosworth 4x4	02/95-10/98	N5F	162	1994	CT775	AC ALT CA	4PK990 6PK1413
ESCORT VII Cabriolet (ALL)							
1.4	02/95-08/98	F4B	55	1391	CT729 CT729K1	ALT, AC ALT, PS, ⇨12/1995 ALT, PS, 01/1996⇨ ALT, PS, AC ALT CA CA, MTR-CODE: HL14 CVH	6PK1000 6PK1413 6PK1420 6PK1635 AVX10X763
1.6 16V XR3i	02/95-12/96	L1H	65	1597	CT728 CT728K1	ALT, AC ALT, PS, (AUTOM) ALT, PS, (MANL) ALT, PS, AC ALT CA CA, MTR-CODE: ZH16 ZETEC E	6PK1555 6PK1653 6PK1675 6PK1920 6PK915
	02/95-09/99	L1E	66			ALT, AC ALT, PS, (AUTOM)	6PK1555 6PK1653





# FORD

## ESCORT VII Cabriolet (ALL)

						ALT, PS, (MANL) ALT, PS, AC ALT CA CA, MTR-CODE: ZH16 ZETEC E	6PK1675 6PK1920 6PK915
1.8 16V XR3i	02/95-08/00	RQB	96	1796	CT728 CT728K1	ALT, AC ALT, PS, (AUTOM) ALT, PS, (MANL) ALT, PS, AC ALT CA CA	6PK1555 6PK1653 6PK1675 6PK1920 6PK915
	02/95-08/98	RDA	77		CT728 CT728K1	ALT, AC ALT, PS, (AUTOM) ALT, PS, (MANL) ALT, PS, AC ALT CA CA, MTR-CODE: ZH18 ZETEC E	6PK1555 6PK1653 6PK1675 6PK1920 6PK915
	10/95-08/98	RKC	85		CT728 CT728K1	ALT, AC ALT, PS, (AUTOM) ALT, PS, (MANL) ALT, PS, AC ALT CA CA, MTR-CODE: ZH18 ZETEC E	6PK1555 6PK1653 6PK1675 6PK1920 6PK915
1.8 TD	09/95-08/98	RFD, RFK	66	1753	CT901(SET) CT901K1 CT901K2 CT901K3 CT901WP2	PS ALT, (PS), (-AC), ⇒01/1997 ALT, (PS), (AC) ALT, (PS), (-AC), 02/1997⇒ ALT, (-PS), (-AC) CA CA, ⇒09/1995 CA, 10/1995⇒, ⇒09/1996 CA, 10/1996⇒ CA, 10/1996⇒	4PK654 5PK1015 5PK1035 5PK1145 5PK710
1.8 Turbo D	10/96-08/99	RVA	51	1753	CT901(SET) CT901K3 CT901WP2	PS ALT, (-AC), (PS) ALT, (AC), (PS) ALT, (-AC), (-PS) CA CA, 10/1996⇒ CA, MTR-CODE: D18TI	4PK654 5PK1015 5PK1035 5PK698

## ESCORT VII Kombi (GAL, ANL)

1.3	01/95-10/98	J6A, J4B	44	1299		ALT, (-PS), (-AC)	AVX10X800
1.4	01/95-02/99	FUH, F4B	55	1391	CT729 CT729K1	ALT, (-PS), (AC) ALT, (PS), (-AC) ALT, (PS), (AC) ALT CA CA, MTR-CODE: HL14 CVH	6PK1000 6PK1413 6PK1653 AVX10X763
1.6 16V	01/95-02/99	L1E	66	1597	CT728 CT728K1	ALT, AC ALT, PS, (AUTOM) ALT, PS, (MANL) ALT, PS, AC ALT CA CA, MTR-CODE: ZH16 ZETEC E	6PK1555 6PK1653 6PK1675 6PK1920 6PK915
1.6 i 16V	01/95-08/95	L1H	65	1597	CT728 CT728K1	ALT, AC ALT, PS, (AUTOM) ALT, PS, (MANL) ALT, PS, AC ALT CA CA, MTR-CODE: ZH16 ZETEC E	6PK1555 6PK1653 6PK1675 6PK1920 6PK915
1.8 16V	01/95-08/95	RDA	77	1796	CT728 CT728K1	ALT, AC ALT, PS, (AUTOM) ALT, PS, (MANL) ALT, PS, AC ALT CA CA, MTR-CODE: ZH18 ZETEC E	6PK1555 6PK1653 6PK1675 6PK1920 6PK915
	01/95-02/99	RKC	85		CT728	ALT, AC ALT, PS, (AUTOM) ALT, PS, (MANL) ALT, PS, AC ALT CA	6PK1555 6PK1653 6PK1675 6PK1920 6PK915





## FORD

### ESCORT VII Kombi (GAL, ANL)

1.8 D	01/95-02/99	RTE, RTF, RTH	44	1753	<b>CT728K1</b>	CA, MTR-CODE: ZH18 ZETEC E	4PK654 5PK1015 5PK1035 5PK698
					<b>CT901(SET)</b> <b>CT901K1</b> <b>CT901K2</b> <b>CT901K3</b> <b>CT901WP1</b>	PS ALT, (-AC), (PS) ALT, (AC), (PS) ALT, (-AC), (-PS) CA CA, ⇨10/1995 CA, 10/1995⇨, ⇨01/1997 CA, 01/1997⇨ CA, 01/1997⇨	
1.8 TD	01/95-02/99	RFD, RFK	66	1753		PS ALT, (PS), (-AC), ⇨01/1997 ALT, (PS), (AC) ALT, (PS), (-AC), 02/1997⇨ ALT, (-PS), (-AC) CA CA, ⇨09/1995 CA, 10/1995⇨, ⇨09/1996 CA, 10/1996⇨ CA, 10/1996⇨	4PK654 5PK1015 5PK1035 5PK1145 5PK710
					<b>CT901(SET)</b> <b>CT901K1</b> <b>CT901K2</b> <b>CT901K3</b> <b>CT901WP2</b>	PS ALT, (-AC), (PS) ALT, (AC), (PS) ALT, (-AC), (-PS) CA CA, ⇨09/1996 CA, 10/1996⇨ CA, ⇨09/1996, OPT CA, 10/1996⇨, MTR-CODE: D18TI	4PK654 5PK1015 5PK1035 5PK698
1.8 Turbo D	12/95-02/99	RVA	51	1753		PS ALT, (-AC), (PS) ALT, (AC), (PS) ALT, (-AC), (-PS) CA CA, ⇨09/1996 CA, 10/1996⇨ CA, ⇨09/1996, OPT CA, 10/1996⇨, MTR-CODE: D18TI	4PK654 5PK1015 5PK1035 5PK698
					<b>CT901(SET)</b> <b>CT901K2</b> <b>CT901K3</b> <b>CT901K4</b> <b>CT901WP2</b>		

### ESCORT VII Stufenheck (GAL, AFL)

1.4	01/95-02/99	FUH, F4B	55	1391		ALT, AC ALT, PS, ⇨12/1995 ALT, PS, 01/1996⇨ ALT, PS, AC ALT CA CA, MTR-CODE: HL14 CVH	6PK1000 6PK1413 6PK1420 6PK1635 AVX10X763
					<b>CT729</b> <b>CT729K1</b>		
1.6 i 16V	01/95-02/99	L1E, L1K	66	1597		ALT, AC ALT, PS, (AUTOM) ALT, PS, (MANL) ALT, PS, AC ALT CA CA, MTR-CODE: ZH16 ZETEC E	6PK1555 6PK1653 6PK1675 6PK1920 6PK915
					<b>CT728</b> <b>CT728K1</b>		
	01/95-08/95	L1H	65			ALT, AC ALT, PS, (AUTOM) ALT, PS, (MANL) ALT, PS, AC ALT CA CA, MTR-CODE: ZH16 ZETEC E	6PK1555 6PK1653 6PK1675 6PK1920 6PK915
					<b>CT728</b> <b>CT728K1</b>		
1.8 16V	01/95-08/95	RDA	77	1796		ALT, AC ALT, PS, (AUTOM) ALT, PS, (MANL) ALT, PS, AC ALT CA CA, MTR-CODE: ZH18 ZETEC E	6PK1555 6PK1653 6PK1675 6PK1920 6PK915
					<b>CT728</b> <b>CT728K1</b>		
	01/95-02/99	RKC	85			ALT, AC ALT, PS, (AUTOM) ALT, PS, (MANL) ALT, PS, AC ALT CA CA, MTR-CODE: ZH18 ZETEC E	6PK1555 6PK1653 6PK1675 6PK1920 6PK915
					<b>CT728</b> <b>CT728K1</b>		
1.8 D	01/95-12/96	RTE, RTF, RTH	44	1753		PS (-AC) ALT, (-AC) ALT, (AC), (PS) ALT, (-AC), (-PS) CA CA, ⇨10/1995 CA, 10/1995⇨	4PK654 5PK1010 5PK1015 5PK1035 5PK698
					<b>CT901(SET)</b> <b>CT901K1</b> <b>CT901K2</b>		
1.8 TD	01/95-10/98	RFD, RFK	66	1753		PS ALT, (PS), (-AC), ⇨01/1997 ALT, (PS), (AC) ALT, (PS), (-AC), 02/1997⇨ ALT, (-PS), (-AC)	4PK654 5PK1015 5PK1035 5PK1145 5PK710

**FORD**





## FORD

### ESCORT VII Stufenheck (GAL, AFL)

					CT901(SET) CT901K1 CT901K2 CT901K3 CT901WP2	CA CA, ⇒09/1995 CA, 10/1995⇒, ⇒09/1996 CA, 10/1996⇒ CA, 10/1996⇒	
1.8 Turbo D	12/95-02/99	RVA	51	1753		PS ALT, (-AC), (PS) ALT, (AC), (PS) ALT, (-AC), (-PS)	4PK654 5PK1015 5PK1035 5PK698
					CT901(SET) CT901K2 CT901K3 CT901K4 CT901WP2	CA CA, ⇒09/1996 CA, 10/1996⇒ CA, ⇒09/1996, OPT CA, 10/1996⇒, MTR-CODE: D18TI	

### FIESTA I (GFBT)

0.9	05/76-08/83	TKA, TKW	29	957		ALT, ⇒06/1981 ALT, 06/1981⇒	AVX10X813 AVX10X818
		TLA	33			ALT, ⇒06/1981 ALT, 06/1981⇒	AVX10X813 AVX10X818
1.1	05/76-08/83	GLA	39	1117		ALT, ⇒06/1981 ALT, 06/1981⇒	AVX10X813 AVX10X818
1.1 (WFBT)	02/81-08/83	GLW	40	1117		ALT, ⇒08/1981 ALT, 08/1981⇒	AVX10X800 AVX10X813
1.3	08/77-08/83	J3E	49	1297		ALT, ⇒06/1981 ALT, 06/1981⇒	AVX10X818 AVX10X825
1.6 XR2	08/81-08/83	L3E	62	1599	CT688	CA, ENGINE: CVH	
					CT690	ALT CA	AVX10X825

### FIESTA II (FBD)

1.0	09/83-11/89	TLB	33	999		ALT, ENGINE: CVH ALT, ENGINE: OHV	11,9X675Ld AVX10X825
1.0 (FBD)	09/83-02/89	TKB	33	957		ALT, ENGINE: CVH ALT, ENGINE: OHV	11,9X675Ld AVX10X825
1.1 (FBD)	09/83-02/89	GLC, GSF	37	1117		ALT, ENGINE: CVH ALT, ENGINE: OHV	11,9X675Ld AVX10X825
	05/86-02/89	GSH	36			ALT, ENGINE: CVH ALT, ENGINE: OHV	11,9X675Ld AVX10X825
1.3 (FBD)	09/83-01/87	JPC	51	1296		ALT, ENGINE: CVH ALT, ENGINE: OHV	11,9X675Ld AVX10X825
					CT688	CA, ENGINE: CVH	
1.4 (FBD)	10/86-02/89	F6A, F6C	52	1392		ALT CA	AVX10X675
					CT690 CT690K1	CA CA, MTR-CODE: HL14 CVH	
	02/87-02/89	FUD	54			ALT CA	AVX10X675
					CT690 CT690K1	CA CA, MTR-CODE: HL14 CVH	
	10/85-11/89	FUB	55			ALT, ⇒09/1986 ALT, 10/1986⇒ ALT, SWITZERLAND, AUSTRIA	11,9X670Ld AVX10X675 AVX10X690
					CT690 CT690K1	CA CA, MTR-CODE: HL14 CVH	
1.6 D (FBD)	04/84-02/89	LTB	40	1608		ALT CA	AVX10X850
					CT616 CT616K1	CA CA, MTR-CODE: D16	
1.6 XR2 (FBD)	03/84-02/89	LUD	70	1597		ALT CA	11,9X675Ld
					CT690 CT690K1	CA CA, MTR-CODE: HL16 CVH	
	04/84-02/89	LUB	71			ALT CA	11,9X675Ld
					CT690 CT690K1	CA CA, MTR-CODE: HL16 CVH	

### FIESTA III (GFJ)

1.0	03/89-12/95	TLB	33	1001		ALT	AVX10X800
1.1	03/89-12/95	GUD, GUE	40	1119		ALT, ENGINE: CVH ALT, ⇒10/1990, ENGINE: OHV ALT, 10/1990⇒, ENGINE: OHV	11,9X675Ld AVX10X800 AVX10X813
		G6A	37			ALT, ⇒10/1990 ALT, 10/1990⇒	AVX10X800 AVX10X813
1.3	03/89-12/95		44	1297		ALT, 05/1991⇒, ⇒05/1992 AC PS ALT, 06/1992⇒ ALT, ⇒04/1991	11,9X793Ld 4PK825 4PK860 AVX10X800 AVX10X813
	03/89-12/92	JBC		1299		ALT, 05/1991⇒, ⇒05/1992 AC PS ALT, 06/1992⇒ ALT, ⇒04/1991	11,9X793Ld 4PK825 4PK860 AVX10X800 AVX10X813
1.3 KAT	05/91-01/97	J6B	44	1299		ALT, ⇒05/1992	11,9X793Ld





<b>FORD</b>						
<b>FIESTA III (GFJ)</b>						
					AC PS ALT, 06/1992⇒	4PK825 4PK860 AVX10X800
1.4	03/89-12/95	FUG, FUJ	54	1391	ALT CA, ⇒04/1992 CA, MTR-CODE: HL14 CVH, ⇒04/1992 CA, 04/1992⇒ CA, MTR-CODE: HL14 CVH, 05/1992⇒	11,9X690Ld
		F6E	52		ALT CA, ⇒04/1992 CA, MTR-CODE: HL14 CVH, ⇒04/1992 CA, 04/1992⇒ CA, MTR-CODE: HL14 CVH, 05/1992⇒	AVX10X690
1.4 KAT	03/89-12/95	F4A	54	1391	ALT, AC ALT, PS CA, ⇒04/1992 CA, MTR-CODE: HL14 CVH, ⇒04/1992 CA, 05/1992⇒ CA, MTR-CODE: HL14 CVH, 05/1992⇒	6PK915 6PK935
1.6	03/89-12/92	LUH	66	1597	ALT CA, ⇒04/1992 CA, ⇒04/1992 CA, 04/1992⇒ CA, 04/1992⇒	AVX10X690
	01/89-01/94		65		ALT, 05/1992⇒ ALT, ⇒04/1992 CA, ⇒04/1992 CA, MTR-CODE: HL16 CVH, ⇒04/1992 CA, 05/1992⇒ CA, MTR-CODE: HL16 CVH, 05/1992⇒	6PK915 AVX10X690
1.6 i 16V	01/94-12/95	L1G	65	1597	ALT, PS, (-AC) ALT, AC, (-PS) ALT, PS, AC ALT CA CA	6PK1275 6PK1555 6PK1930 6PK915
1.6 Turbo (FBJT)	03/90-10/92	LHA	96	1598	ALT, 07/1990⇒ CA, 07/1990⇒, ⇒04/1992 CA, MTR-CODE: HL16 CVH	AVX10X685
1.6 XR2i	03/89-03/93	LJD	76	1598	ALT CA, ⇒04/1992 CA, ⇒04/1992 CA, 04/1992⇒ CA, 04/1992⇒	11,9X690Ld
	03/89-01/94	LJC	81	1597	ALT CA, ⇒04/1992 CA, ⇒04/1992 CA, 04/1992⇒ CA, 04/1992⇒	11,9X690Ld
1.8 16V	02/92-12/95	RDB	77	1796	ALT, AC, (-PS), ⇒07/1993 ALT, AC, (-PS), 08/1993⇒ ALT, PS, (-AC) ALT, PS, AC ALT CA CA	6PK1530 6PK1555 6PK1815 6PK1900 6PK915
1.8 D	03/89-12/95	RTD, RTG, RTC	44	1753	ALT, ⇒10/1990 ALT, 10/1990⇒, ⇒07/1993 PS, (AC) ALT, (PS) ALT, (AC) ALT, 07/1993⇒ CA CA, ⇒10/1995 CA, 10/1995⇒	3PK648 3PK675 4PK654 5PK1010 5PK1010 5PK698
1.8 XR2i 16V	02/92-12/95	RQC	96	1796	ALT, AC, (-PS), ⇒07/1993 ALT, AC, (-PS), 08/1993⇒ ALT, PS, (-AC) ALT, PS, AC ALT CA CA	6PK1530 6PK1555 6PK1815 6PK1900 6PK915
<b>FIESTA IV (JA_, JB_)</b>						
1.25 i 16V	08/95-01/02	DHA, DHB, DHE, DHF, DHC, DHD, DHG	55	1242	ALT, (-AC), (-PS)  ALT, (-AC), ⇒12/1998 ALT, (-AC), 01/1999⇒ ALT, (AC), (-PS)	6PK1180  6PK1750 6PK1767 6PK1775

**FORD**



# FORD

## FIESTA IV (JA\_, JB\_) ↩

					<b>CT881</b> <b>CT881K1</b> <b>CT881K2</b> <b>CT881K4</b>	ALT, (AC), (PS) CA CA, ⇒02/1997 CA, 05/1998⇒ CA, 03/1997⇒, ⇒04/1998	<b>6PK1930</b>
1.3 i	08/95-01/02	JJA, JJC, JJE, JJJ, JJK, JJM	37	1299		ALT, AC, (-PS) ALT, PS, (-AC), 10/1998⇒ ALT, PS, (-AC), ⇒01/1998 ALT, PS, (-AC), 02/1998⇒, ⇒09/1998 ALT, PS, AC, ⇒01/1998 ALT, PS, AC, 02/1998⇒ ALT, (-PS), (-AC), ⇒01/1998 ALT, (-PS), (-AC), 02/1998⇒	<b>6PK1440</b> <b>6PK1448</b> <b>6PK1733</b> <b>6PK1760</b> <b>6PK1900</b> <b>6PK1930</b> <b>6PK862</b> <b>AVX10X825</b>
		J4C, J4J, J4L, J4Q, J4R, J4T	44			ALT, AC, (-PS) ALT, PS, (-AC), 10/1998⇒ ALT, PS, (-AC), ⇒01/1998 ALT, PS, (-AC), 02/1998⇒, ⇒09/1998 ALT, PS, AC, ⇒01/1998 ALT, PS, AC, 02/1998⇒ ALT, (-PS), (-AC), ⇒01/1998 ALT, (-PS), (-AC), 02/1998⇒	<b>6PK1440</b> <b>6PK1448</b> <b>6PK1733</b> <b>6PK1760</b> <b>6PK1900</b> <b>6PK1930</b> <b>6PK862</b> <b>AVX10X825</b>
1.4 i 16V	04/96-01/02	FHA, FHE	66	1388		ALT, (-AC), (-PS) ALT, (-AC), ⇒12/1998 ALT, (-AC), 01/1999⇒ ALT, (AC), (-PS) ALT, (AC), (PS)	<b>6PK1180</b> <b>6PK1750</b> <b>6PK1767</b> <b>6PK1775</b> <b>6PK1930</b>
					<b>CT881</b> <b>CT881K1</b> <b>CT881K2</b> <b>CT881K4</b>	CA CA, ⇒02/1997 CA, 05/1998⇒ CA, 03/1997⇒, ⇒04/1998	
1.6 16V Sport	02/00-01/02	L1T, L1V	76	1596		ALT, (PS), (-AC), 12/2000⇒ ALT, (PS), (-AC), 12/2000⇒  ALT, (-PS), (-AC) ALT, (PS), (-AC), 01/1999⇒, ⇒12/2000 ALT, (PS), (AC)	<b>6PK1023 ELAST</b> <b>6PK1023 ELAST</b> <b>T1</b> <b>6PK1180</b> <b>6PK1767</b> <b>6PK1930</b>
					<b>CT881</b> <b>CT881K2</b>	CA CA	
1.8 D	08/95-04/00	RTK, RTJ	44	1753		ALT, (AC) PS ALT, (-PS), (-AC)	<b>5PK1145</b> <b>5PK675</b> <b>5PK890</b>
					<b>CT901(SET)</b> <b>CT901K2</b> <b>CT901K3</b> <b>CT901K4</b> <b>CT901WP1</b>	CA CA, ⇒09/1996 CA, 10/1996⇒ CA, ⇒09/1996, OPT CA, 10/1996⇒, MTR-CODE: RTK	
1.8 DI	04/00-01/02	RTN, RTP, RTQ	55	1753		PS ALT, (-PS), (-AC) ALT, (AC), ⇒10/2000 ALT, (AC), 11/2000⇒ ALT, (-AC)	<b>5PK675</b> <b>5PK884</b> <b>6PK1145</b> <b>6PK1613</b> <b>6PK1685</b> <b>VD1069</b>
					<b>CT983</b> <b>CT983K1</b>	INJP INJP, (AUTOM-TP)	
<b>FIESTA Kasten (F3L, F5L)</b>							
1.3	09/91-02/96	J6B	44	1299		ALT, ⇒05/1992 AC PS ALT, 06/1992⇒	<b>11,9X793Ld</b> <b>4PK825</b> <b>4PK860</b> <b>AVX10X800</b>
1.8 D	09/91-02/96	RTD, RTG, RTC	44	1753		ALT ALT, PS, AC	<b>3PK675</b> <b>5PK1010</b>
					<b>CT901(SET)</b> <b>CT901K1</b> <b>CT901K2</b> <b>CT901K4</b>	CA CA, ⇒09/1995 CA, 10/1995⇒ CA, 10/1995⇒, OPT	
<b>FIESTA Kasten (FVD)</b>							
1.0	08/83-11/89	TKB	33	957		ALT, ENGINE: CVH ALT, ENGINE: OHV	<b>11,9X675Ld</b> <b>AVX10X825</b>
1.8 D (FVJ)	03/89-12/95	RTD, RTG, RTC	43	1753		CA CA, ⇒10/1995 CA, 10/1995⇒	
					<b>CT901(SET)</b> <b>CT901K1</b> <b>CT901K2</b>	CA CA, ⇒10/1995 CA, 10/1995⇒	
<b>FIESTA Kasten (J5_, J3_) ↩</b>							
1.3	02/96-	J4C	44	1299		ALT, AC, (-PS) ALT, PS, (-AC), 10/1998⇒ ALT, PS, (-AC), ⇒01/1998 ALT, PS, (-AC), 02/1998⇒, ⇒09/1998 ALT, PS, AC, ⇒01/1998 ALT, PS, AC, 02/1998⇒	<b>6PK1440</b> <b>6PK1448</b> <b>6PK1733</b> <b>6PK1760</b> <b>6PK1900</b> <b>6PK1930</b>





<b>FORD</b>							
<b>FIESTA Kasten (J5_, J3_)</b>							
1.4 i	04/96-10/99	FHA	66	1388		ALT, (-PS), (-AC), ⇨01/1998 ALT, (-PS), (-AC), 02/1998⇨ ALT ALT, PS, ⇨12/1998 ALT, PS, 01/1999⇨ ALT, AC ALT, PS, AC CA CA, ⇨02/1997 CA, 05/1998⇨ CA, 03/1997⇨, ⇨04/1998	6PK862 AVX10X825 6PK1180 6PK1750 6PK1767 6PK1775 6PK1930
1.8 D	02/96-	RTK	44	1753	CT881 CT881K1 CT881K2 CT881K4	ALT, AC ALT, PS ALT, (PS), (AC) ALT CA CA, ⇨09/1996 CA, 10/1996⇨ CA, 10/1996⇨	5PK1145 5PK1145 5PK675 5PK890
1.8 DI	09/00-	RTN, RTP	55	1753	CT983 CT983K1	ALT, (AC) ALT, (-AC) INJP INJP, (AUTOM-TP)	6PK1613 6PK1685 VD1069
<b>FIESTA Kasten (JV_)</b>							
D 1.8	05/98-	RTK, RTJ	44	1753	CT901(SET) CT901K3 CT901WP1	ALT, (AC) PS ALT, (-PS), (-AC) CA CA CA, MTR-CODE: RTK	5PK1145 5PK675 5PK890
TD 1.8	03/00-	RTN, RTP, RTQ	55	1753	CT983 CT983K1	ALT, (AC) ALT, (-AC), ⇨04/2000 ALT, (-AC), 04/2000⇨ CA CA	6PK1613 6PK1675 6PK1685 VD1069
<b>FIESTA Kasten (WFVT)</b>							
1.0 (WFVT)	10/77-11/86	TKA	29	957		ALT, ENGINE: CVH, 08/1983⇨ ALT, ⇨06/1981 ALT, 06/1981⇨ ALT, ENGINE: OHV, 08/1983⇨	11,9X675Ld AVX10X813 AVX10X818 AVX10X825
1.1 (WFVT)	10/77-11/86	GL1, GLA	39	1117		ALT, ENGINE: CVH, 08/1983⇨ ALT, ⇨06/1981 ALT, 06/1981⇨, ⇨03/1983 ALT, ENGINE: OHV, 08/1983⇨	11,9X675Ld AVX10X813 AVX10X818 AVX10X825
<b>FIESTA V (JH_, JD_)</b>							
1.25 16V	03/03-	M7JA, M7JB	51	1242	CT881 CT881K2 CT881K3 CT881K5	PS, (AC) ALT, (AC) ALT, (PS), (AC) ALT, (-AC) ALT, (PS), (-AC) CA CA, ⇨04/2005 CA, 05/2005⇨, ⇨08/2009 CA, 08/2009⇨	5PK690 ELAST 6PK1019 ELAST 6PK1019 ELAST T1 6PK1042 ELAST 6PK1042 ELAST T1
	05/02-	FUJA, FUJB	55		CT881 CT881K2 CT881K3 CT881K5	PS, (AC) ALT, (AC) ALT, (PS), (AC) ALT, (-AC) ALT, (PS), (-AC) CA CA, ⇨04/2005 CA, 05/2005⇨, ⇨08/2009 CA, 08/2009⇨	5PK690 ELAST 6PK1019 ELAST 6PK1019 ELAST T1 6PK1042 ELAST 6PK1042 ELAST T1
1.3	11/01-	BAJA	44	1299		ALT, PS, (-AC), 04/2002⇨ ALT, (-PS), (-AC) ALT, PS, AC, 04/2002⇨	6PK1685 6PK1705 6PK2175
		A9JA, A9JB	51			ALT, PS, (-AC), 04/2002⇨ ALT, (-PS), (-AC) ALT, PS, AC, 04/2002⇨	6PK1685 6PK1705 6PK2175
1.4 16V	11/01-	FXJA, FXJB	59	1388		PS, (AC) ALT, (AC) ALT, (PS), (AC) ALT, (-AC)	5PK690 ELAST 6PK1019 ELAST 6PK1019 ELAST T1 6PK1042 ELAST












**FORD**

FIESTA V (JH\_, JD\_) ↩

					CT881 CT881K2 CT881K3 CT881K5	ALT, (PS), (-AC) CA CA, ⇒04/2005 CA, 05/2005⇒, ⇒08/2009 CA, 08/2009⇒	6PK1042 ELAST T1
1.4 TDCi	11/01-	F6JA, F6JB	50	1399		ALT, (-AC) ALT, (AC) ONLY WITH VD1094 ALT, (Valeo), FOR ALT: 120A, OE-NO 8V21-10300-AB, FOR ALT: 150A, OE-NO 8V21-10300-BB, AV6N-10300-GC ALT, (Valeo), FOR ALT: 150A, OE-NO 2S6T-10300-BA, (2.HEATER)	6PK1345 6PK1705 MS08 AP9019  AP9038  VD1094
					CT1063 CT1063K1 CT1063WP2	CA CA, MTR-CODE: F6JA CA, ⇒05/2004	
1.6 16V	11/01-	FYJA, FYJB	74	1596		PS, (AC) ALT, (AC) ALT, (PS), (AC)  ALT, (-AC) ALT, (PS), (-AC)	5PK690 ELAST 6PK1019 ELAST 6PK1019 ELAST T1 6PK1042 ELAST 6PK1042 ELAST T1
					CT881 CT881K2 CT881K3 CT881K5	CA CA, ⇒04/2005 CA, 05/2005⇒, ⇒08/2009 CA, 08/2009⇒	
1.6 TDCi	11/04-	HHJA, HHJB	66	1560		ALT, (-AC) ALT, (AC) ONLY WITH VD1094 ALT, (Valeo), FOR ALT: 120A, OE-NO 8V21-10300-AB, FOR ALT: 150A, OE-NO 8V21-10300-BB ALT, (Denso), FOR ALT: 120A, OE-NO 3M5T-10300-PB, 3M5T-10300-PC, 3M5T- 10300-PD, FOR ALT: 150A, OE-NO 3M5T- 10300-YB, 3M5T-10300-YC, 3M5T-10300- YD	6PK800 6PK976 MS08 AP9019  AP9029  VD1094
					CT1092 CT1092K1 CT1092WP1	CA, MTR-CODE: HHJA, HHJB CA CA	
ST150	03/05-	N4JB	110	1999		ALT, 11/2005⇒ ALT, ⇒11/2005	6PK2215 6PK2225
<b>FIESTA Van</b>							
1.25	01/09-	SNJA, SNJB	60	1242	CT881 CT881K3 CT881K5	ALT, (-AC) CA CA, ⇒08/2009 CA, 08/2009⇒	6PK1019 ELAST
1.3	10/03-	A9JA, A9JB	51	1299		ALT, (PS), (-AC) ALT, (-PS), (-AC) ALT, (PS), (AC)	6PK1685 6PK1705 6PK2175
1.4 TDCi	07/10-	F6JD, KVJA	51	1399		ALT, (-AC) ALT, (AC) ALT, (Valeo), FOR ALT: 150A, OE-NO AV6N-10300-GC	6PK800 6PK976 AP9019  VD1094
					CT1163	CA	
	10/03-	F6JA, F6JB	50			ALT, (-AC) ALT, (AC) ALT, (Valeo), FOR ALT: 120A, OE-NO 8V21-10300-AB, FOR ALT: 150A, OE-NO 8V21-10300-BB ALT, (Valeo), FOR ALT: 150A, OE-NO 2S6T-10300-BA, (2.HEATER)	6PK1345 6PK1705 AP9019  AP9038  VD1094
					CT1063 CT1063K1 CT1063WP2	CA CA CA, ⇒05/2004	
	01/09-	F6JB				ALT, (-AC) ALT, (AC) ALT, (Valeo), FOR ALT: 120A, OE-NO 8V21-10300-AB, FOR ALT: 150A, OE-NO 8V21-10300-BB, AV6N-10300-GC	6PK800 6PK976 AP9019  VD1094
					CT1063 CT1063K1 CT1063WP2	CA CA CA	



       							
<b>FORD</b>							
<b>FIESTA Van</b>							
 1.6 TDCi	02/10-	TZJA, TZJB	70	1560		ALT, (-AC) ALT, (AC) ALT, (Valeo), FOR ALT: 150A, OE-NO AV6N-10300-GC	6PK800 6PK976 AP9019
	01/09-	HHJD, HHJC, HHJE	66		CT1092 CT1092K1 CT1092WP1	ALT, (-AC) ALT, (AC) ALT, (Valeo), FOR ALT: 120A, OE-NO 8V21-10300-AB, FOR ALT: 150A, OE-NO 8V21-10300-BB, AV6N-10300-GC  CA CA CA	6PK800 6PK976 AP9019  VD1094
<b>FIESTA VI</b>							
1.25	10/08-	STJA, STJB	44	1242	CT881 CT881K3 CT881K5	ALT, ⇨09/2010 ALT, (-2.HEATER), 09/2010⇨, ⇨07/2011 ALT, (-AC), 07/2011⇨ ALT, (AC), (-2.HEATER), 07/2011⇨ ALT, (AC), (2.HEATER), 07/2011⇨ CA CA, ⇨08/2009 CA, 08/2009⇨	6PK1019 ELAST 6PK1019 ELAST 6PK1019 ELAST 6PK1029 ELAST 6PK1033 ELAST
		SNJA, SNJB	60		CT881 CT881K3 CT881K5	ALT, ⇨09/2010 ALT, (-2.HEATER), 09/2010⇨, ⇨07/2011 ALT, (-AC), 07/2011⇨ ALT, (AC), (-2.HEATER), 07/2011⇨ ALT, (AC), (2.HEATER), 07/2011⇨ CA CA, ⇨08/2009 CA, 08/2009⇨	6PK1019 ELAST 6PK1019 ELAST 6PK1019 ELAST 6PK1029 ELAST 6PK1033 ELAST
1.4	10/08-	SPJA, SPJC	71	1388	CT881 CT881K3 CT881K5	ALT, ⇨07/2011 ALT, (-AC), 07/2011⇨ ALT, (AC), (-2.HEATER), 07/2011⇨ ALT, (AC), (2.HEATER), 07/2011⇨ CA CA, ⇨08/2009 CA, 08/2009⇨	6PK1019 ELAST 6PK1019 ELAST 6PK1029 ELAST 6PK1033 ELAST
1.4 LPG	01/09-	RTJA, RTJB	71	1388	CT881 CT881K3 CT881K5	ALT, ⇨07/2011 ALT, (-AC), 07/2011⇨ ALT, (AC), (-2.HEATER), 07/2011⇨ ALT, (AC), (2.HEATER), 07/2011⇨ CA CA, ⇨08/2009 CA, 08/2009⇨	6PK1019 ELAST 6PK1019 ELAST 6PK1029 ELAST 6PK1033 ELAST
1.4 TDCi	07/10-	F6JD, KVJA	51	1399	CT1163	ALT, (-AC) ALT, (AC) ALT, (Valeo), FOR ALT: 150A, OE-NO AV6N-10300-GC  CA	6PK800 6PK976 AP9019  VD1094
	01/09-	F6JB	50		CT1063 CT1063K1 CT1063WP2	ALT, (-AC) ALT, (AC) ALT, (Valeo), FOR ALT: 120A, OE-NO 8V21-10300-AB, FOR ALT: 150A, OE-NO 8V21-10300-BB, AV6N-10300-GC  CA CA CA	6PK800 6PK976 AP9019  VD1094
1.6 TDCi	10/08-	HHJD, HHJC, HHJE	66	1560	CT1092 CT1092K1 CT1092WP1	ALT, (-AC) ALT, AC ONLY WITH VD1094 ALT, (Valeo), FOR ALT: 120A, OE-NO 8V21-10300-AB, FOR ALT: 150A, OE-NO 8V21-10300-BB  CA, MTR-CODE: HHJA, HHJB CA MTR-CODE: HHJA, HHJB, CA	6PK800 6PK976 MS08 AP9019  VD1094
		HHJF, UBJA	55		CT1092 CT1092K1 CT1092WP1	ALT, (-AC) ALT, (AC) ALT, (Valeo), FOR ALT: 120A, OE-NO 8V21-10300-AB, FOR ALT: 150A, OE-NO 8V21-10300-BB  CA CA CA	6PK800 6PK976 AP9019  VD1094





## FORD

### FIESTA VI

	02/10-	TZJA, TZJB	70			ALT, (-AC) ALT, (-AC) ALT, (Valeo), FOR ALT: 150A, OE-NO AV6N-10300-GC	6PK800 6PK976 AP9019
1.6 Ti	12/10-		99	1596	CT881 CT881K5	ALT, ⇒07/2011 ALT, (-AC), 07/2011⇒ ALT, (AC), (-2.HEATER), 07/2011⇒ ALT, (AC), (2.HEATER), 07/2011⇒ CA CA	6PK1019 ELAST 6PK1019 ELAST 6PK1029 ELAST 6PK1033 ELAST
	10/08-	HXJA, HXJB	88		CT881 CT881K3 CT881K5	ALT, ⇒07/2011 ALT, (-AC), 07/2011⇒ ALT, (AC), (-2.HEATER), 07/2011⇒ ALT, (AC), (2.HEATER), 07/2011⇒ CA CA, ⇒08/2009 CA, 08/2009⇒	6PK1019 ELAST 6PK1019 ELAST 6PK1029 ELAST 6PK1033 ELAST

### FOCUS (DAW, DBW)

1.4 16V	10/98-11/04	FXDA, FXDC, FXDB, FXDD	55	1388	CT881 CT881K2	ALT, (-AC), 08/2001⇒ ALT, (-AC), 08/2001⇒, ⇒03/2002  ALT, (-AC), 03/2002⇒  ALT, (-AC), ⇒08/2001 ALT, (AC), ⇒02/2002 ALT, (AC), 02/2002⇒, ⇒05/2005 CA CA CA	6PK1042 ELAST 6PK1042 ELAST T2 6PK1042 ELAST T3 6PK1733 6PK1893 6PK1915
1.6 16V	10/98-11/04	FYDA, FYDC, FYDB, FYDD, FYDH	74	1596	CT881 CT881K2	ALT, (-AC), 08/2001⇒ ALT, (-AC), 08/2001⇒, ⇒03/2002  ALT, (-AC), 03/2002⇒  ALT, (-AC), ⇒08/2001 ALT, (AC), ⇒02/2002 ALT, (AC), 02/2002⇒, ⇒05/2005 CA CA CA	6PK1042 ELAST 6PK1042 ELAST T2 6PK1042 ELAST T3 6PK1733 6PK1893 6PK1915
1.8 16V	10/98-11/04	EYDC, EYDB, EYDD, EYDE, EYDF, EYDG, EYDI, EYDJ, EYDL	85	1796	CT978 CT978K1 CT978K2	ALT, (-PS), (AC) ALT, (PS), (-AC) ALT, (PS), (AC) CA CA, 12/1998⇒ CA, ⇒11/1998	6PK1555 6PK1973 6PK2100
1.8 DI / TDDi	08/99-11/04	BHDA, BHDB	55	1753	CT983 CT983K1	ALT, (-AC) ALT, (AC)  INJP INJP, (AUTOM-TP), 09/2000⇒	6PK1413 6PK1720 VD1069
1.8 TDCi	03/01-11/04	F9DA, F9DB	85	1753	CT983 CT983K1	ALT, PS, (-AC) ALT, PS, (-AC) ALT, PS, AC ALT, PS, AC ONLY WITH VD1039 ALT, (Denso), FOR ALT: 90A, OE-NO 1M5T-10300-BC, R1M5T-10300-BD, OPT ALT, (Denso), FOR ALT: 90A, OE-NO 1M5T-10300-BC, R1M5T-10300-BD ⇒01/2004 INJP INJP, (AUTOM-TP)	6PK1413 6PK1413D1 6PK1720 6PK1720D1 MS26 AP9045  AP9046 VD1039
	08/02-11/04	FFDA	74		CT983 CT983K1	ALT, PS, (-AC) ALT, PS, (-AC) ALT, PS, AC ALT, PS, AC ONLY WITH VD1039 ALT, (Denso), FOR ALT: 90A, OE-NO 1M5T-10300-BC, R1M5T-10300-BD, OPT ALT, (Denso), FOR ALT: 90A, OE-NO 1M5T-10300-BC, R1M5T-10300-BD ⇒01/2004 INJP INJP, (AUTOM-TP)	6PK1413 6PK1413D1 6PK1720 6PK1720D1 MS26 AP9045  AP9046 VD1039
1.8 Turbo DI / TDDi	10/98-11/04	C9DC, C9DA, C9DB	66	1753	CT983 CT983K1	ALT, (-AC) ALT, (AC)  INJP INJP, (AUTOM-TP)	6PK1413 6PK1720 VD1069





## FORD

### FOCUS (DAW, DBW)

↔ 2.0 16V	10/98-11/04	EDDC, EDDB, EDDD, EDDF	96	1988	CT978 CT978K1 CT978K2	ALT, (PS), (-AC) ALT, (PS), (AC), (AUTOM) ALT, (PS), (AC), (MANL) CA CA, 12/1998⇒ CA, ⇒11/1998	6PK1973 6PK2000 6PK2120
RS	10/02-11/04	HMDA	158	1988	CT978 CT978K1	⇒07/2004, ALT CA, ⇒07/2004 CA, ⇒07/2004	6PK2120
ST170	03/02-11/04	ALDA	127	1988	CT978	ALT, WP, PS, AC CA	6PK2115

### FOCUS C-MAX

1.6	10/03-03/07	HWDA, HWDB	74	1596	CT881 CT881K2 CT881K3	AC ALT ALT, (AC) CA CA, ⇒04/2005 CA, 05/2005⇒	5PK868 ELAST 6PK1059 ELAST 6PK1059 ELAST T2
1.6 TDCi	10/03-03/07	G8DA, G8DB	80	1560	CT1092 CT1092K1 CT1092WP1	ALT, (-AC) ALT, AC ALT, (Denso), FOR ALT: 120A, OE-NO 3M5T-10300-PB, 3M5T-10300-PC, 3M5T-10300-PD, FOR ALT: 150A, OE-NO 3M5T-10300-YB, 3M5T-10300-YC, 3M5T-10300-YD CA, MTR-CODE: HHJA, HHJB CA CA	6PK800 6PK976 AP9029
	02/05-03/07	HHDA, HHDB	66		CT1092 CT1092K1 CT1092WP1	ALT, (-AC) ALT, (AC) ONLY WITH VD1094 ALT, (Denso), FOR ALT: 120A, OE-NO 3M5T-10300-PB, 3M5T-10300-PC, 3M5T-10300-PD, FOR ALT: 150A, OE-NO 3M5T-10300-YB, 3M5T-10300-YC, 3M5T-10300-YD CA CA CA	6PK800 6PK976 MS08 AP9029  VD1094
1.6 Ti	08/04-03/07	HXDA, SIDA	85	1596	CT881 CT881K2 CT881K3	AC ALT ALT, (AC) CA CA, ⇒04/2005 CA, 05/2005⇒	5PK868 ELAST 6PK1059 ELAST 6PK1059 ELAST T2
1.8	10/03-03/07	CSDA, CSDB	88	1798		AC, 12/2003⇒ AC, 12/2003⇒  AC, ⇒12/2003 AC, ⇒12/2003  ALT, ⇒12/2007	5PK705 ELAST 5PK705 ELAST T1  5PK711 ELAST 5PK711 ELAST T1  6PK1306
	04/04-03/07	QQDB, QQDA, Q7DA	92			AC AC  ALT, ⇒12/2007	5PK705 ELAST 5PK705 ELAST T1  6PK1306
1.8 Flexifuel	01/06-03/07	Q7DA	92	1798		AC AC  ALT, ⇒12/2007	5PK705 ELAST 5PK705 ELAST T1  6PK1306
1.8 TDCi	01/05-03/07	KKDA	85	1753	CT983 CT983K1	ALT, (-AC) ALT, (AC) ALT, (Denso), FOR ALT: 150A, OE-NO 4M5T-10300-BC, 4M5T-10300-UC, 4M5T-10300-CC, FOR ALT: 105A, OE-NO 4M5T-10300-LC, 4M5T-10300-AB, RM4M5T-10300-KB, OPT ALT, (Denso), FOR ALT: 150A, OE-NO 4M5T-10300-BC, 4M5T-10300-UC, 4M5T-10300-CC, FOR ALT: 105A, OE-NO 4M5T-10300-LC, 4M5T-10300-AB, RM4M5T-10300-KB CA CA	6PK1360 6PK1520 AP9045  AP9046
	2.0	03/04-03/07	AODA, AODB, SYDA	107	1999		AC AC







**FORD**

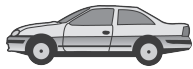
**FOCUS C-MAX**

2.0 TDCi	10/03-03/07	G6DC, G6DE, G6DF	98	1997	ALT, ⇨12/2007 ALT ALT, (Denso), FOR ALT: 120A, OE-NO 3M5T-10300-PB, 3M5T-10300-PC, 3M5T-10300-PD, FOR ALT: 150A, OE-NO 3M5T-10300-YB, 3M5T-10300-YC, 3M5T-10300-YD CA CA	6PK1306 6PK1217 AP9029
		G6DA, G6DB, G6DD, G6DG	100		ALT ALT, (Denso), FOR ALT: 120A, OE-NO 3M5T-10300-PB, 3M5T-10300-PC, 3M5T-10300-PD, FOR ALT: 150A, OE-NO 3M5T-10300-YB, 3M5T-10300-YC, 3M5T-10300-YD CA CA	6PK1217 AP9029

**FOCUS II (DA\_)**

1.4	11/04-	ASDA, ASDB	59	1388	AC ALT ALT, (AC) CA CA, ⇨04/2005 CA, 05/2005⇨, ⇨08/2009 CA, 08/2009⇨	5PK868 ELAST 6PK1059 ELAST 6PK1059 ELAST T2
1.6	11/04-	HWDA, HWDB, SHDA	74	1596	AC ALT ALT, (AC) CA CA, ⇨04/2005 CA, 05/2005⇨, ⇨08/2009 CA, 08/2009⇨	5PK868 ELAST 6PK1059 ELAST 6PK1059 ELAST T2
1.6 LPG	10/09-	SIDA	85	1596	AC ALT CA CA	5PK868 ELAST 6PK1059 ELAST
1.6 TDCi	11/04-	G8DC, MTDA	74	1560	ALT, (-AC) ALT, (AC) ONLY WITH VD1094, ONLY WITH VD1096 ALT, (Denso), FOR ALT: 120A, OE-NO 8M5T-10300-PB, 3M5T-10300-PC, 3M5T-10300-PD, FOR ALT: 150A, OE-NO 8M5T-10300-YB, 3M5T-10300-YC, 3M5T-10300-YD, MTR-CODE: HHDA, HHDB ⇨12/2009 12/2009⇨ CA CA CA CA	6PK800 6PK976 MS08 AP9029  VD1094 VD1096
		G8DA, G8DB, G8DD, G8DE, G8DF	80		ALT, (-AC) ALT, AC ONLY WITH VD1094 ALT, (Denso), FOR ALT: 120A, OE-NO 8M5T-10300-PB, 3M5T-10300-PC, 3M5T-10300-PD, FOR ALT: 150A, OE-NO 8M5T-10300-YB, 3M5T-10300-YC, 3M5T-10300-YD CA, MTR-CODE: HHJA, HHJB CA CA CA	6PK800 6PK976 MS08 AP9029  VD1094
	01/05-	HHDA, HHDB, GPDA, GPDC	66		ALT, (-AC) ALT, (AC) ONLY WITH VD1094 ALT, (Denso), FOR ALT: 120A, OE-NO 8M5T-10300-PB, 3M5T-10300-PC, 3M5T-10300-PD, FOR ALT: 150A, OE-NO 8M5T-10300-YB, 3M5T-10300-YC, 3M5T-10300-YD, MTR-CODE: HHDA, HHDB CA CA CA CA	6PK800 6PK976 MS08 AP9029  VD1094
1.6 Ti	11/04-	HXDA, HXDB	85	1596	AC ALT ALT, (AC) CA	5PK868 ELAST 6PK1059 ELAST 6PK1059 ELAST T2





## FORD

### FOCUS II (DA\_)

					CT881K2 CT881K3 CT881K5	CA, ⇨04/2005 CA, 05/2005⇨, ⇨08/2009 CA, 08/2009⇨	
1.8	03/06-	QQDB	92	1798		AC AC  ALT, 01/2008⇨ ALT, ⇨12/2007	5PK705 ELAST 5PK705 ELAST T1 6PK1249 ELAST 6PK1306
1.8 Flexifuel	01/06-	Q7DA	92	1798		AC AC  ALT, 01/2008⇨ ALT, ⇨12/2007	5PK705 ELAST 5PK705 ELAST T1 6PK1249 ELAST 6PK1306
	12/05-	QQDD	96			AC AC  ALT, 01/2008⇨ ALT, ⇨12/2007	5PK705 ELAST 5PK705 ELAST T1 6PK1249 ELAST 6PK1306
1.8 TDCi	01/05-	KKDA, KKDB	85	1753		ALT, (-AC) ALT, (AC) ALT, (Denso), FOR ALT: 150A, OE-NO 4M5T-10300-BC, 4M5T-10300-UC, OPT ALT, (Denso), FOR ALT: 150A, OE-NO 4M5T-10300-BC, 4M5T-10300-UC	6PK1360 6PK1520 AP9045  AP9046
					CT983 CT983K1	CA CA	
2.0	11/04-	AODA, AODB	107	1999		AC AC  ALT, 01/2008⇨ ALT, ⇨12/2007	5PK705 ELAST 5PK705 ELAST T1 6PK1249 ELAST 6PK1306
2.0 TDCi	11/04-	G6DA, G6DB, G6DD	100	1997		ALT, AC ALT, (Denso), FOR ALT: 120A, OE-NO 3M5T-10300-PB, 3M5T-10300-PC, 3M5T- 10300-PD, FOR ALT: 150A, OE-NO 3M5T- 10300-YB, 3M5T-10300-YC, 3M5T-10300- YD ⇨10/2006	6PK1217 AP9029  VD1092
					CT1091 CT1091K1 CT1091WP1	CA CA CA	
	02/08-	IXDA	81			ALT CA CA CA	6PK1217
2.5 RS	01/09-	JZDA	224	2521		ALT CA CA	5PK890
					CT979 CT979K3	CA CA	
2.5 ST	10/05-	HYDA	166	2522		AC, ⇨11/2007 ALT, ⇨11/2007	5PK847 5PK890
					CT979 CT979K3	CA CA, ⇨01/2008	
<b>FOCUS II Cabriolet</b>							
1.6	10/06-	HWDA, HWDB	74	1596		AC ALT CA	5PK868 ELAST 6PK1059 ELAST
					CT881 CT881K3 CT881K5	CA, ⇨08/2009 CA, 08/2009⇨	
2.0	10/06-	AODA, AODB	107	1999		AC AC  ALT, 01/2008⇨ ALT, ⇨12/2007	5PK705 ELAST 5PK705 ELAST T1 6PK1249 ELAST 6PK1306
2.0 TDCi	10/06-	G6DA, G6DB, G6DD	100	1997		ALT ALT, (Denso), FOR ALT: 120A, OE-NO 3M5T-10300-PB, 3M5T-10300-PC, 3M5T- 10300-PD, FOR ALT: 150A, OE-NO 3M5T- 10300-YB, 3M5T-10300-YC, 3M5T-10300- YD	6PK1217 AP9029
					CT1091 CT1091K1 CT1091WP1	CA CA CA	
<b>FOCUS II Kombi (DA_)</b>							
1.4	11/04-	ASDA, ASDB	59	1388		AC ALT ALT, (AC) CA	5PK868 ELAST 6PK1059 ELAST 6PK1059 ELAST T2
					CT881 CT881K2	CA CA, ⇨04/2005	



**FORD**

**FOCUS II Kombi (DA\_)**

					<b>CT881K3</b> <b>CT881K5</b>	CA, 05/2005⇒, ⇒08/2009 CA, 08/2009⇒	
1.6	11/04-	HWDA, HWDB, SHDA	74	1596	<b>CT881</b> <b>CT881K2</b> <b>CT881K3</b> <b>CT881K5</b>	AC ALT ALT, (AC) CA CA, ⇒04/2005 CA, 05/2005⇒, ⇒08/2009 CA, 08/2009⇒	<b>5PK868 ELAST</b> <b>6PK1059 ELAST</b> <b>6PK1059 ELAST</b> <b>T2</b>
1.6 LPG	10/09-	SIDA	85	1596	<b>CT881</b> <b>CT881K5</b>	AC ALT CA CA	<b>5PK868 ELAST</b> <b>6PK1059 ELAST</b>
1.6 TDCi	11/04-	G8DA, G8DB, G8DD, G8DE, G8DF	80	1560	<b>CT1092</b> <b>CT1092K1</b> <b>CT1092WP1</b>	ALT, (-AC) ALT, AC ONLY WITH VD1094 ALT, (Denso), FOR ALT: 120A, OE-NO 8M5T-10300-PB, 3M5T-10300-PC, 3M5T- 10300-PD, FOR ALT: 150A, OE-NO 8M5T- 10300-YB, 3M5T-10300-YC, 3M5T-10300- YD CA, MTR-CODE: HHJA, HHJB CA CA	<b>6PK800</b> <b>6PK976</b> <b>MS08</b> <b>AP9029</b>  <b>VD1094</b>
		HHDA, HHDB, GPDA, GPDC	66		<b>CT1092</b> <b>CT1092K1</b> <b>CT1092WP1</b>	ALT, (-AC) ALT, (AC) ONLY WITH VD1094 ALT, (Denso), FOR ALT: 120A, OE-NO 8M5T-10300-PB, 3M5T-10300-PD, FOR ALT: 150A, OE-NO 8M5T-10300-YB, 3M5T- 10300-YC, 3M5T-10300-YD, MTR-CODE: HHDA, HHDB CA CA CA	<b>6PK800</b> <b>6PK976</b> <b>MS08</b> <b>AP9029</b>  <b>VD1094</b>
1.6 Ti	11/04-	HXDA, HXDB	85	1596	<b>CT881</b> <b>CT881K2</b> <b>CT881K3</b> <b>CT881K5</b>	AC ALT ALT, (AC) CA CA, ⇒04/2005 CA, 05/2005⇒, ⇒08/2009 CA, 08/2009⇒	<b>5PK868 ELAST</b> <b>6PK1059 ELAST</b> <b>6PK1059 ELAST</b> <b>T2</b>
1.8	03/06-	QQDB, Q7DA	92	1798		AC AC  ALT, 01/2008⇒ ALT, ⇒12/2007	<b>5PK705 ELAST</b> <b>5PK705 ELAST</b> <b>T1</b> <b>6PK1249 ELAST</b> <b>6PK1306</b>
1.8 Flexifuel	01/06-	Q7DA	92	1798		AC AC  ALT, 01/2008⇒ ALT, ⇒12/2007	<b>5PK705 ELAST</b> <b>5PK705 ELAST</b> <b>T1</b> <b>6PK1249 ELAST</b> <b>6PK1306</b>
1.8 TDCi	11/04-	KKDA, KKDB	85	1753	<b>CT983</b> <b>CT983K1</b>	ALT, (-AC) ALT, (AC) ALT, (Denso), FOR ALT: 150A, OE-NO 4M5T-10300-BC, 4M5T-10300-UC, OPT ALT, (Denso), FOR ALT: 150A, OE-NO 4M5T-10300-BC, 4M5T-10300-UC CA CA CA	<b>6PK1360</b> <b>6PK1520</b> <b>AP9045</b>  <b>AP9046</b>
2.0	11/04-	AODA, AODB	107	1999		AC AC  ALT, 01/2008⇒ ALT, ⇒12/2007	<b>5PK705 ELAST</b> <b>5PK705 ELAST</b> <b>T1</b> <b>6PK1249 ELAST</b> <b>6PK1306</b>
		G6DA, G6DB, G6DD	100	1997	<b>CT1091</b> <b>CT1091K1</b> <b>CT1091WP1</b>	ALT ALT, (Denso), FOR ALT: 120A, OE-NO 3M5T-10300-PB, 3M5T-10300-PC, 3M5T- 10300-PD, FOR ALT: 150A, OE-NO 3M5T- 10300-YB, 3M5T-10300-YC, 3M5T-10300- YD CA CA CA CA	<b>6PK1217</b> <b>AP9029</b>
	02/08-	IXDA	81		<b>CT1091</b>	ALT CA	<b>6PK1217</b>





<b>FORD</b>							
<b>FOCUS II Kombi (DA_)</b>							
					<b>CT1091K1</b>	CA	
					<b>CT1091WP1</b>	CA	
<b>FOCUS II Stufenheck (DA_)</b>							
1.4	04/05-	ASDA, ASDB	59	1388	<b>CT881</b> <b>CT881K2</b> <b>CT881K3</b> <b>CT881K5</b>	AC ALT ALT, (AC) CA CA, ⇒04/2005 CA, 05/2005⇒, ⇒08/2009 CA, 08/2009⇒	5PK868 ELAST 6PK1059 ELAST 6PK1059 ELAST T2
1.6	04/05-	HWDA, HWDB, SHDA	74	1596	<b>CT881</b> <b>CT881K2</b> <b>CT881K3</b> <b>CT881K5</b>	AC ALT ALT, (AC) CA CA, ⇒04/2005 CA, 05/2005⇒, ⇒08/2009 CA, 08/2009⇒	5PK868 ELAST 6PK1059 ELAST 6PK1059 ELAST T2
1.6 TDCi	04/05-	HHDA, HHDB	66	1560	<b>CT1092</b> <b>CT1092K1</b> <b>CT1092WP1</b>	ALT, (-AC) ALT, (AC) ONLY WITH VD1094 ALT, (Denso), FOR ALT: 120A, OE-NO 8M5T-10300-PB, 3M5T-10300-PC, 3M5T- 10300-PD, FOR ALT: 150A, OE-NO 8M5T- 10300-YB, 3M5T-10300-YC, 3M5T-10300- YD	6PK800 6PK976 MS08 AP9029  VD1094
		G8DA, G8DB, G8DD, G8DE, G8DF	80		<b>CT1092</b> <b>CT1092K1</b> <b>CT1092WP1</b>	ALT, (-AC) ALT, (AC) ONLY WITH VD1094 ALT, (Denso), FOR ALT: 120A, OE-NO 8M5T-10300-PB, 3M5T-10300-PC, 3M5T- 10300-PD, FOR ALT: 150A, OE-NO 8M5T- 10300-YB, 3M5T-10300-YC, 3M5T-10300- YD	6PK800 6PK976 MS08 AP9029  VD1094
1.6 Ti	04/05-	HXDA, HXDB	85	1596	<b>CT881</b> <b>CT881K2</b> <b>CT881K3</b> <b>CT881K5</b>	AC ALT ALT, (AC) CA CA, ⇒04/2005 CA, 05/2005⇒, ⇒08/2009 CA, 08/2009⇒	5PK868 ELAST 6PK1059 ELAST 6PK1059 ELAST T2
1.8	03/06-	QQDB	92	1798		AC AC  ALT, 01/2008⇒ ALT, ⇒12/2007	5PK705 ELAST 5PK705 ELAST T1 6PK1249 ELAST 6PK1306
1.8 Flexifuel	06/06-	Q7DA	92	1798		AC AC  ALT, 01/2008⇒ ALT, ⇒12/2007	5PK705 ELAST 5PK705 ELAST T1 6PK1249 ELAST 6PK1306
1.8 TDCi	04/05-	KKDA, KKDB	85	1753	<b>CT983</b> <b>CT983K1</b>	ALT, (-AC) ALT, (AC) ALT, (Denso), FOR ALT: 150A, OE-NO 4M5T-10300-BC, 4M5T-10300-UC, OPT ALT, (Denso), FOR ALT: 150A, OE-NO 4M5T-10300-BC, 4M5T-10300-UC CA CA	6PK1360 6PK1520 AP9045 AP9046
2.0	04/05-	AODA, AODB	107	1999		AC AC  ALT, 01/2008⇒ ALT, ⇒12/2007	5PK705 ELAST 5PK705 ELAST T1 6PK1249 ELAST 6PK1306
2.0 TDCi	04/05-	G6DA, G6DB, G6DD	100	1997		ALT ALT, (Denso), FOR ALT: 120A, OE-NO 3M5T-10300-PB, 3M5T-10300-PC, 3M5T- 10300-PD, FOR ALT: 150A, OE-NO 3M5T- 10300-YB, 3M5T-10300-YC, 3M5T-10300- YD ⇒10/2006	6PK1217 AP9029  VD1092

**FORD**



## FORD

### FOCUS II Stufenheck (DA\_)

					CT1091 CT1091K1 CT1091WP1	CA CA CA	
02/08-	IXDA	81			ALT		6PK1217
					CT1091 CT1091K1 CT1091WP1	CA CA CA	

### FOCUS III

1.6 EcoBoost	04/11-	JQDA, JQDB	110	1596		ALT	6PK1555
		JTDA, JTDB	134		CT881	CA	6PK1555
1.6 Flexifuel	04/11-	MUDA	88	1596	CT881	CA	
1.6 TDCi	04/11-	T3DA, T3DB	70	1560		ALT, (-AC) ALT, (AC)	6PK800 6PK962
		T1DA, T1DB	85			ALT, (-AC) ALT, (AC)	6PK800 6PK962
1.6 Ti	04/11-	IQDB	77	1596	CT881	CA	
		PNDA	92		CT881	CA	
2.0 TDCi	04/11-	UKDB	100	1997		ALT	6PK1244
					CT1140 CT1140K1	CA CA	
		TYDA	85			ALT	6PK1244
					CT1140 CT1140K1	CA CA	
		UFDB	103			ALT	6PK1244
					CT1140 CT1140K1	CA CA	
		TXDB	120			ALT	6PK1244
					CT1140 CT1140K1	CA CA	

### FOCUS III Stufenheck

1.6 EcoBoost	04/11-	JQDA, JQDB	110	1596		ALT	6PK1555
		JTDA, JTDB	134		CT881	CA	6PK1555
1.6 Flexifuel	04/11-	MUDA	88	1596	CT881	CA	
1.6 TDCi	04/11-	T3DA, T3DB	70	1560		ALT, (-AC) ALT, (AC)	6PK800 6PK962
		T1DA, T1DB	85			ALT, (-AC) ALT, (AC)	6PK800 6PK962
1.6 Ti	04/11-	IQDB	77	1596	CT881	CA	
		PNDA	92		CT881	CA	
2.0 TDCi	04/11-	UKDB	100	1997		ALT	6PK1244
					CT1140 CT1140K1	CA CA	
		TYDA	85			ALT	6PK1244
					CT1140 CT1140K1	CA CA	
		UFDB	103			ALT	6PK1244
					CT1140 CT1140K1	CA CA	
		TXDB	120			ALT	6PK1244
					CT1140 CT1140K1	CA CA	

### FOCUS III Turnier

1.6 EcoBoost	05/11-	JQDA, JQDB	110	1596		ALT	6PK1555
		JTDA, JTDB	134		CT881	CA	6PK1555
1.6 Flexifuel	05/11-	MUDA	88	1596	CT881	CA	
1.6 TDCi	05/11-	T3DA, T3DB	70	1560		ALT, (-AC) ALT, (AC)	6PK800 6PK962
		T1DA, T1DB	85			ALT, (-AC) ALT, (AC)	6PK800 6PK962
1.6 Ti	05/11-	IQDB	77	1596	CT881	CA	
		PNDA	92		CT881	CA	
2.0 TDCi	05/11-	UKDB	100	1997		ALT	6PK1244
					CT1140 CT1140K1	CA CA	
		TYDA	85			ALT	6PK1244
					CT1140 CT1140K1	CA CA	
		UFDB	103			ALT	6PK1244
					CT1140 CT1140K1	CA CA	
		TXDB	120			ALT	6PK1244
					CT1140	CA	





## FORD

FOCUS III Turnier					CT1140K1	CA	
FOCUS Kombi (DNW)							
1.4 16V	02/99-11/04	FXDA, FXDC, FXDB, FXDD	55	1388	CT881 CT881K2	ALT, (-AC), 08/2001⇒ ALT, (-AC), 08/2001⇒, ⇒03/2002  ALT, (-AC), 03/2002⇒  ALT, (-AC), ⇒08/2001 ALT, (AC), ⇒02/2002 ALT, (AC), 02/2002⇒, ⇒05/2005 CA CA	6PK1042 ELAST 6PK1042 ELAST T2 6PK1042 ELAST T3 6PK1733 6PK1893 6PK1915
1.6 16V	02/99-11/04	FYDA, FYDC, FYDB, FYDD, FYDH	74	1596	CT881 CT881K2	ALT, (-AC), 08/2001⇒ ALT, (-AC), 08/2001⇒, ⇒03/2002  ALT, (-AC), 03/2002⇒  ALT, (-AC), ⇒08/2001 ALT, (AC), ⇒02/2002 ALT, (AC), 02/2002⇒, ⇒05/2005 CA CA	6PK1042 ELAST 6PK1042 ELAST T2 6PK1042 ELAST T3 6PK1733 6PK1893 6PK1915
1.8 16V	02/99-11/04	EYDC, EYDB, EYDD, EYDE, EYDF, EYDG, EYDI, EYDJ, EYDL	85	1796	CT978 CT978K1	ALT, (-AC) ALT, (AC) CA CA	6PK1973 6PK2100
1.8 DI / TDDi	08/99-11/04	BHDA, BHDB	55	1753	CT983 CT983K1	ALT, (-AC) ALT, (AC)  INJP INJP, (AUTOM-TP), 09/2000⇒	6PK1413 6PK1720 VD1069
1.8 TDCi	03/01-11/04	F9DA, F9DB	85	1753	CT983 CT983K1	ALT, PS, (-AC) ALT, PS, (-AC) ALT, PS, AC ALT, PS, AC ONLY WITH VD1039 ALT, (Denso), FOR ALT: 90A, OE-NO 1M5T-10300-BC, R1M5T-10300-BD, OPT ALT, (Denso), FOR ALT: 90A, OE-NO 1M5T-10300-BC, R1M5T-10300-BD ⇒01/2004 INJP INJP, (AUTOM-TP)	6PK1413 6PK1413D1 6PK1720 6PK1720D1 MS26 AP9045  AP9046  VD1039
	08/02-11/04	FFDA	74		CT983 CT983K1	ALT, PS, (-AC) ALT, PS, (-AC) ALT, PS, AC ALT, PS, AC ONLY WITH VD1039 ALT, (Denso), FOR ALT: 90A, OE-NO 1M5T-10300-BC, R1M5T-10300-BD, OPT ALT, (Denso), FOR ALT: 90A, OE-NO 1M5T-10300-BC, R1M5T-10300-BD ⇒01/2004 INJP INJP, (AUTOM-TP)	6PK1413 6PK1413D1 6PK1720 6PK1720D1 MS26 AP9045  AP9046  VD1039
1.8 Turbo DI / TDDi	02/99-11/04	C9DC, C9DA, C9DB	66	1753	CT983 CT983K1	ALT, (-AC) ALT, (AC)  INJP INJP, (AUTOM-TP), 09/2000⇒	6PK1413 6PK1720 VD1069
2.0 16V	02/99-11/04	EDDC, EDDB, EDDD, EDDF	96	1988	CT978 CT978K1	ALT, (PS), (-AC) ALT, (PS), (AC) CA CA	6PK1973 6PK2100
ST170	08/02-11/04	ALDA	127	1988	CT978	ALT, WP, PS, AC CA	6PK2115
FOCUS Stufenheck (DFW)							
1.4 16V	02/99-11/04	FXDA, FXDC, FXDB, FXDD	55	1388	CT881 CT881K2	ALT, (-AC), 08/2001⇒ ALT, (-AC), 08/2001⇒, ⇒03/2002  ALT, (-AC), 03/2002⇒  ALT, (-AC), ⇒08/2001 ALT, (AC), ⇒02/2002 ALT, (AC), 02/2002⇒, ⇒05/2005 CA CA	6PK1042 ELAST 6PK1042 ELAST T2 6PK1042 ELAST T3 6PK1733 6PK1893 6PK1915



## FORD

### FOCUS Stufenheck (DFW)

↔ 1.6 16V

02/99-11/04	FYDA, FYDC, FYDB, FYDD, FYDH	74	1596	CT881 CT881K2	ALT, (-AC), 08/2001⇒ ALT, (-AC), 08/2001⇒, ⇒03/2002  ALT, (-AC), 03/2002⇒  ALT, (-AC), ⇒08/2001 ALT, (AC), ⇒02/2002 ALT, (AC), 02/2002⇒, ⇒05/2005	6PK1042 ELAST 6PK1042 ELAST T2 6PK1042 ELAST T3 6PK1733 6PK1893 6PK1915
-------------	------------------------------	----	------	------------------	--	--

1.8 16V	02/99-11/04	EYDC, EYDB, EYDD, EYDE, EYDF, EYDG, EYDI, EYDJ, EYDL	85	1796	CT978 CT978K1	ALT, (PS), (-AC) ALT, (PS), (AC) CA CA	6PK1973 6PK2100
---------	-------------	--	----	------	------------------	---	--------------------

1.8 TDCi	03/01-11/04	F9DA, F9DB	85	1753	CT983 CT983K1	ALT, PS, (-AC) ALT, PS, (-AC) ALT, PS, AC ALT, PS, AC ONLY WITH VD1039 ALT, (Denso), FOR ALT: 90A, OE-NO 1M5T-10300-BC, R1M5T-10300-BD, OPT ALT, (Denso), FOR ALT: 90A, OE-NO 1M5T-10300-BC, R1M5T-10300-BD ⇒01/2004	6PK1413 6PK1413D1 6PK1720 6PK1720D1 MS26 AP9045  AP9046  VD1039
----------	-------------	------------	----	------	------------------	---	--

	08/02-11/04	FFDA	74	CT983 CT983K1	ALT, PS, (-AC) ALT, PS, (-AC) ALT, PS, AC ALT, PS, AC ONLY WITH VD1039 ALT, (Denso), FOR ALT: 90A, OE-NO 1M5T-10300-BC, R1M5T-10300-BD, OPT ALT, (Denso), FOR ALT: 90A, OE-NO 1M5T-10300-BC, R1M5T-10300-BD ⇒01/2004	6PK1413 6PK1413D1 6PK1720 6PK1720D1 MS26 AP9045  AP9046  VD1039
--	-------------	------	----	------------------	---	--

1.8 Turbo DI / TDDi	02/99-11/04	C9DC, C9DA, C9DB	66	1753	CT983 CT983K1	ALT, (-AC) ALT, (AC)  INJP INJP, (AUTOM-TP)	6PK1413 6PK1720 VD1069
---------------------	-------------	------------------	----	------	------------------	---	------------------------------

	08/01-03/05	BHDA, BHDB	55	CT983 CT983K1	INJP, (AUTOM-TP), 09/2000⇒  CA CA	6PK1420 6PK1720 VD1069
--	-------------	------------	----	------------------	--	------------------------------

2.0 16V	02/99-11/04	EDDC, EDDB, EDDD, EDDF	96	1988	CT978 CT978K1	ALT, (PS), (-AC) ALT, (PS), (AC) CA CA	6PK1973 6PK2100
---------	-------------	------------------------	----	------	------------------	---	--------------------

### FUSION (JU\_)

1.25	08/04-	FUJA, FUJB	55	1242	CT881 CT881K2 CT881K3 CT881K5	PS, (AC) ALT, (AC) ALT, (PS), (AC)  ALT, (-AC) ALT, (PS), (-AC) CA CA, ⇒04/2005 CA, 05/2005⇒, ⇒08/2009 CA, 08/2009⇒	5PK690 ELAST 6PK1019 ELAST 6PK1019 ELAST T1 6PK1042 ELAST 6PK1042 ELAST T1
------	--------	------------	----	------	--	--	--

1.4	08/02-	FXJA, FXJB, FXJC	59	1388	CT881 CT881K2 CT881K3 CT881K5	PS, (AC) ALT, (AC) ALT, (PS), (AC)  ALT, (-AC) ALT, (PS), (-AC) CA CA, ⇒04/2005 CA, 05/2005⇒, ⇒08/2009 CA, 08/2009⇒	5PK690 ELAST 6PK1019 ELAST 6PK1019 ELAST T1 6PK1042 ELAST 6PK1042 ELAST T1
-----	--------	------------------	----	------	--	--	--

1.4 TDCi	08/02-	F6JA, F6JB	50	1399		ALT, PS ALT, PS, AC ONLY WITH VD1094 ALT, (Valeo), FOR ALT: 150A, OE-NO	6PK1345 6PK1705 MS08 AP9038
----------	--------	------------	----	------	--	--	--------------------------------------





<b>FORD</b>						
<b>FUSION (JU_)</b>						
					2S6T-10300-BA, (2.HEATER)	VD1094
				CT1063 CT1063K1 CT1063WP2	CA CA, MTR-CODE: F6JA CA, ⇒05/2004	
1.6	08/02-	FYJA, FYJB	74	1596	PS, (AC) ALT, (AC) ALT, (PS), (AC)  ALT, (-AC) ALT, (PS), (-AC) CA CA, ⇒04/2005 CA, 05/2005⇒, ⇒08/2009 CA, 08/2009⇒	5PK690 ELAST 6PK1019 ELAST 6PK1019 ELAST T1 6PK1042 ELAST 6PK1042 ELAST T1
1.6 TDCi	11/04-	HHJA, HHJB	66	1560	ALT, (-AC) ALT, AC ONLY WITH VD1094 ALT, (Denso), FOR ALT: 120A, OE-NO 8M5T-10300-PB, 3M5T-10300-PC, 3M5T- 10300-PD, FOR ALT: 150A, OE-NO 8M5T- 10300-YB, 3M5T-10300-YC, 3M5T-10300- YD	6PK800 6PK976 MS08 AP9029
				CT1092 CT1092K1 CT1092WP1	CA, MTR-CODE: HHJA, HHJB CA CA	VD1094
<b>GALAXY</b>						
1.6 EcoBoost	02/11-		118	1596	ALT CA	6PK1555
				CT881		
1.6 TDCi	02/11-		85	1560	ALT, (-AC) ALT, (AC)	6PK800 6PK962
1.8 TDCi	05/06-	FFWA	74	1753	ALT ALT, (Denso), FOR ALT: 150A, OE-NO 6G9N-10300-UD, OPT ALT, (Denso), FOR ALT: 150A, OE-NO 6G9N-10300-UD	6PK1685 AP9045  AP9046
				CT983 CT983K1	CA CA	VD1039
		QYWA	92		ALT ALT, (Denso), FOR ALT: 150A, OE-NO 6G9N-10300-UD, OPT ALT, (Denso), FOR ALT: 150A, OE-NO 6G9N-10300-UD	6PK1685 AP9045 AP9046
				CT983 CT983K1	CA CA	VD1039
2.0	05/06-	AOWA, AOWB	107	1999	ALT, PS, AC	6PK2196
2.0 TDCi	05/06-	AZWA	96	1997	ALT ALT, (Bosch), FOR ALT: 150A, OE-NO 6G9N-10300-XC	6PK1205 AP9023
				CT1091 CT1091K1 CT1091WP1	CA CA CA	
		QXWA, QXWB, QXWC, UFWA	103		ALT, ⇒03/2010 ALT, 03/2010⇒ ALT, (Bosch), FOR ALT: 150A, OE-NO 6G9N-10300-XC CA, ⇒03/2010 CA, ⇒03/2010 CA, ⇒03/2010 CA, 03/2010⇒ CA, 03/2010⇒	6PK1205 6PK1244 AP9023
				CT1091 CT1091K1 CT1091WP1	CA CA CA	
	11/07-	TYWA, KLWA	85		ALT ALT, (Bosch), FOR ALT: 150A, OE-NO 6G9N-10300-XC	6PK1205 AP9023
				CT1091 CT1091K1 CT1091WP1	CA CA CA	
	03/10-	TXWA	120		ALT CA CA	6PK1244
				CT1140 CT1140K1		
	05/06-	UKWA, AZWC	100		ALT, ⇒03/2010 ALT, 03/2010⇒ ALT, (Bosch), FOR ALT: 150A, OE-NO 6G9N-10300-XC CA, ⇒03/2010	6PK1205 6PK1244 AP9023
				CT1091		

**FORD**





**FORD**

**GALAXY**

					CT1091K1 CT1091WP1 CT1140 CT1140K1	CA, ⇒03/2010 CA, ⇒03/2010 CA, 03/2010⇒ CA, 03/2010⇒	
2.2 TDCi	03/08-	Q4BA, Q4WA	129	2179		ALT ALT, (Bosch), FOR ALT: 156A, OE-NO 6G9N 10300 ADA, 6G9N 10300 ADB, ALT- No: 0 121 615 021	6PK1743 AP9023
					CT1142 CT1142K1	CA CA	
	07/10-	KNWA	147			ALT	6PK1743
					CT1142 CT1142K1	CA CA	
2.3	07/07-	SEWA	118	2261		ALT	6PK2245
<b>GALAXY (WGR)</b>							
1.9 TDI	04/00-05/06	AUY	85	1896		ALT, (AC) ALT, (AC), 08/2003⇒, ⇒08/2006 ALT, (-AC) ONLY WITH VD1091 ONLY WITH VD1076 ALT, (Bosch), FOR ALT: 90A, OE-NO 98VW-10300-CA, 3M21-10300-AA, FOR ALT: 120A, OE-NO VW98-10300-EA, 3M21-10300-BA, 4M21-10300-EA MTR-CODE: ASZ, 09/2003⇒ MTR-CODE: ASZ, ⇒08/2003	6DPK1195 6DPK1195D2 6PK1120 MS17 MS18 AP9001  VD1076 VD1091
					CT1028 CT1028K2 CT1028K3 CT1028K4 CT1028WP2 CT1028WP4 CT1028WP7	CA, WP CA, WP, ⇒03/2002 CA, WP, 04/2002⇒ CA, WP, ⇒03/2002 CA, WP, 04/2002⇒, ⇒05/2002 CA, WP, 05/2002⇒ CA, WP, ⇒03/2002	
	02/03-05/06	ASZ	96			ALT, (AC) ALT, (AC), 08/2003⇒, ⇒08/2006 ALT, (-AC) ONLY WITH VD1091 ONLY WITH VD1076 ALT, (Bosch), FOR ALT: 90A, OE-NO 98VW-10300-CA, 3M21-10300-AA, FOR ALT: 120A, OE-NO 98VW-10300-EA, 3M21-10300-BA, 4M21-10300-EA MTR-CODE: ASZ, 09/2003⇒ MTR-CODE: ASZ, ⇒08/2003	6DPK1195 6DPK1195D2 6PK1120 MS17 MS18 AP9001  VD1076 VD1091
					CT1028 CT1028K3 CT1028WP3	CA, WP CA, WP CA, WP	
	05/05-05/06	BTB	110			ALT, (AC) ALT, (AC), 01/2005⇒, ⇒08/2006 ALT, (-AC) ONLY WITH VD1076 ALT, (Bosch), FOR ALT: 90A, OE-NO 98VW-10300-CA, 3M21-10300-AA, FOR ALT: 120A, OE-NO 98VW-10300-EA, 3M21-10300-BA, 4M21-10300-EA	6DPK1195 6DPK1195D2 6PK1120 MS18 AP9001  VD1076
					CT1028 CT1028K3	CA, WP CA, WP	
	03/95-05/06	AHU, 1Z, ANU	66			PS, (-AC), MTR-CODE: 1Z, AHU PS, WP, (AC), MTR-CODE: 1Z, AHU ALT, PS, (AC), MTR-CODE: ANU ALT, PS, (AC), MTR-CODE: ANU, CH-NO 7M-4-015 001⇒ ALT, (-AC), (TENS DAMPER), MTR-CODE: 1Z, AHU, ⇒CH-NO 7M-Y-020 000 ALT, (-AC), (TENS DAMPER), MTR-CODE: 1Z, AHU, CH-NO 7M-Y-020 001⇒ ALT, PS, (-AC), MTR-CODE: ANU ALT, (AC), MTR-CODE: 1Z, AHU, ⇒09/1999 ALT, (AC), MTR-CODE: 1Z, AHU, 09/1999⇒ ALT, (-AC), (-TENS DAMPER), MTR-CODE: 1Z, AHU ONLY WITH VD1084 ONLY WITH VD1091 ONLY WITH VD1076 ALT, (Bosch), FOR ALT: 90A, OE-NO	11,5X730Ld 11,5X790Ld 6DPK1195 6DPK1195D1  6PK1045 6PK1054  6PK1120 6PK1145  6PK1153  6PK923  MS13 MS17 MS18 AP9001




**FORD**
**GALAXY (WGR)**

						09/2003⇒ ⇒03/2000 04/2000⇒, ⇒08/2003 CA, WP, MTR-CODE: ANU CA, WP, MTR-CODE: ANU, ⇒MTR-NO 005 000 CA, WP, MTR-CODE: ANU, MTR-NO 005 001⇒ CA, WP, MTR-CODE: ANU, 01/2003⇒ CA, WP, MTR-CODE: ANU, MTR-NO 005 001⇒ CA, WP, MTR-CODE: ANU, ⇒MTR-NO 005 000 CA, WP, MTR-CODE: ANU, 01/2003⇒ CA, WP, MTR-CODE: ANU, ⇒MTR-NO 005 000, ⇒12/2002 CA, WP, MTR-CODE: ANU, MTR-NO 005 001⇒, ⇒12/2002 CA, MTR-CODE: 1Z, AHU CA, MTR-CODE: 1Z, AHU	VD1076 VD1084 VD1091
	08/97-04/00	AFN, AVG	81			PS, (-AC) PS, WP, (AC) ALT, (-AC), FOR ALT: 120A, 11/1994⇒, ⇒09/1999 ALT, (-AC), FOR ALT: 120A, 09/1999⇒, ⇒03/2000 ALT, (AC), ⇒09/1999 ALT, (AC), 09/1999⇒ ALT, (-AC), FOR ALT: 90A, 11/1994⇒, ⇒03/2000 ONLY WITH VD1084 ALT, (Bosch), FOR ALT: 90A, OE-NO 98VW-10300-CA, 3M21-10300-AA, FOR ALT: 120A, OE-NO 98VW-10300-EA, 3M21-10300-BA, 4M21-10300-EA ALT, (Bosch), FOR ALT: 120A, OE-NO 97VW-10300-EA, 028 903 026 G	11,5X730Ld 11,5X790Ld 6PK1045  6PK1054  6PK1145 6PK1153 6PK923  MS13 AP9001  AP9004  VD1084
						CA CA	
2.0 i	11/95-05/06	NSE, ZVSA	85	1998		ALT ALT, (AC)	6PK1420 6PK1570
2.3 16V	09/01-05/06	E5SB	103	2295		ALT, PS, AC	6PK1570
	01/97-05/06	Y5B, E5SA	107			ALT, PS ALT, PS, AC	6PK1420 6PK1570
2.8 i V6	11/95-04/00	AAA, AMY	128	2792		ALT, (AC) ALT, (-AC) ALT, (Bosch), OE-NO 98VW-10300-EA, 4M21-10300-EA, FOR ALT: 120A, OE-NO 4M21-10300-CA, FOR ALT: 150A	7DPK1360 7PK1290 AP9001
						ALT, (AC) ALT, (-AC) ALT, (Bosch), OE-NO 98VW-10300-EA, 4M21-10300-EA, FOR ALT: 120A, OE-NO 4M21-10300-CA, FOR ALT: 150A	7DPK1360 7PK1290 AP9001
2.8 V6	04/00-05/06	AYL	150	2792		ALT, (AC) ALT, (Bosch), OE-NO 98VW-10300-EA, 4M21-10300-EA, FOR ALT: 120A, OE-NO 4M21-10300-CA, FOR ALT: 150A	6DPK1320 AP9001
<b>GRANADA (GGTL, GGFL)</b>							
1.7	03/72-02/75	TV17H	55	1699		ALT	AVX10X1150
2.0	01/75-08/77	NY	66	1998		ALT, (AC) ALT AC PS	11,9X1013Ld 11,9X1042Ld AVX13X1250 AVX13X1275
						ALT PS	AVX10X1000 AVX13X1175
2.3	01/72-02/76		79	2274		ALT PS	AVX10X1000 AVX13X1175
						ALT, (AUTOM) PS	AVX10X1000 AVX10X975 AVX13X1235
2.6	01/72-02/76		92	2551		ALT PS, ⇒09/1975 PS, 09/1975⇒	AVX10X1000 AVX13X1175 AVX13X1235
						ALT PS	AVX10X1325 AVX13X915
<b>GRANADA (GU)</b>							
1.7	08/77-07/81	MY	54	1699		ALT	AVX10X1150
2.0	08/79-08/85	NEP	74	1993		ALT, ⇒02/1982, (PS), 2X	11,9X1042Ld


**FORD**
**GRANADA (GU)**

						ALT, 02/1982⇒, (PS), 2X ALT CA	11,9X1171Ld 11,9X868Ld
	08/81-08/85	NEK	77		CT687	ALT, ⇒02/1982, (PS), 2X ALT, 02/1982⇒, (PS), 2X ALT CA	11,9X1042Ld 11,9X1171Ld 11,9X868Ld
	08/77-08/85	NYP	66	1998	CT687	ALT, 05/1979⇒ ALT, ⇒05/1979, (AC) ALT, ⇒05/1979 AC, 06/1981⇒ AC, ⇒06/1981 PS, 06/1981⇒ PS, ⇒06/1981	11,9X1013Ld 11,9X1013Ld 11,9X1042Ld AVX13X1160 AVX13X1250 AVX13X1250 AVX13X1275
2.1 D	08/77-08/82	WTA	46	2112		ALT, WP, ⇒06/1982 PS, 06/1982⇒ WP, 06/1982⇒ VACP, ⇒06/1981 VACP, 06/1982⇒ FAN, ⇒06/1982 VACP, 06/1981⇒, ⇒06/1982 PS, ⇒06/1982 ALT, FAN, 06/1982⇒	11,9X1214Ld AVX10X1000 AVX10X1060 AVX10X690 AVX10X725 AVX10X750 AVX10X785 AVX10X930 AVX10X940
2.3	06/81-08/85	YYU	82	2294		ALT AC, 06/1981⇒ AC, ⇒06/1981 PS, 06/1981⇒ PS, ⇒06/1981	11,9X1013Ld AVX13X1160 AVX13X1250 AVX13X1250 AVX13X1275
	08/77-06/79	YYH	79			ALT, (AC) ALT AC PS	11,9X1013Ld 11,9X1042Ld AVX13X1250 AVX13X1275
	06/79-08/85	YYP	84			ALT, 06/1979⇒ ALT, ⇒06/1979, (AC) AC, 06/1981⇒ AC, ⇒06/1981 PS, 06/1981⇒ PS, ⇒06/1981	11,9X1013Ld 11,9X1013Ld AVX13X1160 AVX13X1250 AVX13X1250 AVX13X1275
2.5 D	08/82-08/85	STP	51	2499		PS WP VACP, 07/1984⇒ VACP, ⇒07/1984 ALT, FAN	AVX10X1000 AVX10X1060 AVX10X710 AVX10X725 AVX10X940
2.8	06/81-08/85	PYU	97	2792		ALT AC PS	11,9X1013Ld AVX13X1160 AVX13X1250
	08/77-08/85	PYA	99			ALT, 05/1979⇒ ALT, ⇒05/1979, (AC) ALT, ⇒05/1979 AC, 06/1981⇒ AC, ⇒06/1981 PS, 06/1981⇒ PS, ⇒06/1981	11,9X1013Ld 11,9X1013Ld 11,9X1042Ld AVX13X1160 AVX13X1250 AVX13X1250 AVX13X1275
2.8 i	08/77-08/85	PRD	108	2792		ALT, 05/1979⇒ ALT, ⇒05/1979, (AC) ALT, ⇒05/1979 AC, 06/1981⇒ AC, ⇒06/1981 PS, 06/1981⇒ PS, ⇒06/1981	11,9X1013Ld 11,9X1013Ld 11,9X1042Ld AVX13X1160 AVX13X1250 AVX13X1250 AVX13X1275
	10/82-08/85	PRC	110			ALT AC PS	11,9X1013Ld AVX13X1160 AVX13X1250
	08/77-08/81	PRB	118			ALT, 05/1979⇒ ALT, ⇒05/1979, (AC) ALT, ⇒05/1979 AC, 06/1981⇒ AC, ⇒06/1981 PS, 06/1981⇒ PS, ⇒06/1981	11,9X1013Ld 11,9X1013Ld 11,9X1042Ld AVX13X1160 AVX13X1250 AVX13X1250 AVX13X1275
<b>GRANADA Coupe (GGCL)</b>							
2.3	01/72-02/76		79	2274		ALT PS, ⇒08/1975 PS, 09/1975⇒	AVX10X1005 AVX13X1175 AVX13X1225
2.6	01/72-02/76	UY	92	2551		ALT, WP, FAN PS, ⇒09/1975 PS, 09/1975⇒	AVX10X1000 AVX13X1175 AVX13X1225
3.0	01/72-02/76	EV30H	101	2993		ALT, WP, FAN	AVX10X1325





<b>FORD</b>							
<b>GRANADA Coupe (GGCL)</b>							
						PS	AVX13X920
<b>GRANADA Kombi (GGNL)</b>							
2.0	01/75-08/77	NY	66	1998		ALT, (AC) ALT AC PS	11,9X1013Ld 11,9X1042Ld AVX13X1250 AVX13X1275
2.3	01/72-02/76		79	2274		ALT, WP PS	11,9X1042Ld AVX13X1275
3.0	01/72-02/76	EV30H	101	2993		ALT PS	AVX10X1325 AVX13X915
<b>GRANADA Kombi (GNU)</b>							
2.0	08/79-08/85	NEP	74	1993	CT687 CT687K1	ALT, ⇒02/1982, (PS), 2X ALT, 02/1982⇒, (PS), 2X ALT CA CA, MTR-CODE: TL20 OHC	11,9X1042Ld 11,9X1171Ld 11,9X868Ld
	08/81-08/85	NEK	77		CT687	ALT, ⇒02/1982, (PS), 2X ALT, 02/1982⇒, (PS), 2X ALT CA	11,9X1042Ld 11,9X1171Ld 11,9X868Ld
	08/77-06/85	NYP	66	1998	CT687 CT687K1	ALT, 05/1979⇒ ALT, ⇒05/1979, (AC) ALT, ⇒05/1979 AC, 06/1981⇒ AC, ⇒06/1981 PS, 06/1981⇒ PS, ⇒06/1981 CA, MTR-CODE: TL20 OHC CA, MTR-CODE: TL20 OHC	11,9X1013Ld 11,9X1013Ld 11,9X1042Ld AVX13X1160 AVX13X1250 AVX13X1250 AVX13X1275
2.3	08/77-06/79	YYH	79	2294		ALT, (AC) ALT AC PS	11,9X1013Ld 11,9X1042Ld AVX13X1250 AVX13X1275
	06/79-08/85	YYP	84			ALT, 06/1979⇒ ALT, ⇒06/1979, (AC) AC, 06/1981⇒ AC, ⇒06/1981 PS, 06/1981⇒ PS, ⇒06/1981	11,9X1013Ld 11,9X1013Ld AVX13X1160 AVX13X1250 AVX13X1250 AVX13X1275
	06/81-06/85	YYU	82			ALT AC, 06/1981⇒ AC, ⇒06/1981 PS, 06/1981⇒ PS, ⇒06/1981	11,9X1013Ld AVX13X1160 AVX13X1250 AVX13X1250 AVX13X1275
2.5 D	08/82-08/85	STP	51	2499		PS WP VACP, 07/1984⇒ VACP, ⇒07/1984 ALT, FAN	AVX10X1000 AVX10X1060 AVX10X710 AVX10X725 AVX10X940
2.8	08/77-08/85	PYA	99	2792		ALT, 05/1979⇒ ALT, ⇒05/1979, (AC) ALT, ⇒05/1979 AC, 06/1981⇒ AC, ⇒06/1981 PS, 06/1981⇒ PS, ⇒06/1981	11,9X1013Ld 11,9X1013Ld 11,9X1042Ld AVX13X1160 AVX13X1250 AVX13X1250 AVX13X1275
	06/81-08/85	PYU	97			ALT AC PS	11,9X1013Ld AVX13X1160 AVX13X1250
2.8 i	08/77-08/85	PRD	108	2792		ALT, 05/1979⇒ ALT, ⇒05/1979, (AC) ALT, ⇒05/1979 AC, 06/1981⇒ AC, ⇒06/1981 PS, 06/1981⇒ PS, ⇒06/1981	11,9X1013Ld 11,9X1013Ld 11,9X1042Ld AVX13X1160 AVX13X1250 AVX13X1250 AVX13X1275
	10/82-08/85	PRC	110			ALT AC PS	11,9X1013Ld AVX13X1160 AVX13X1250
	08/77-08/81	PRB	118			ALT, 05/1979⇒ ALT, ⇒05/1979, (AC) ALT, ⇒05/1979 AC, 06/1981⇒ AC, ⇒06/1981 PS, 06/1981⇒ PS, ⇒06/1981	11,9X1013Ld 11,9X1013Ld 11,9X1042Ld AVX13X1160 AVX13X1250 AVX13X1250 AVX13X1275
<b>GRAND C-MAX</b>							
1.6 EcoBoost	12/10-	JQDA, JQDB	110	1596		ALT	6PK1555

**FORD**

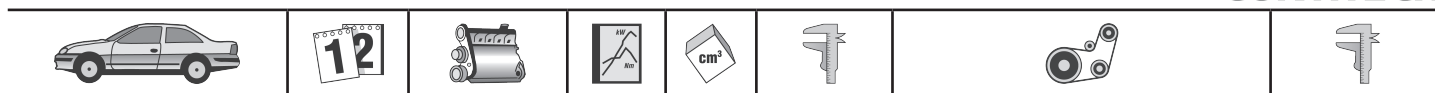


# FORD

## GRAND C-MAX

		JTDA, JTDB	134		CT881	CA	
						ALT	6PK1555
1.6 TDCi	12/10-	T3DA, T3DB	70	1560	CT881	CA	
						ALT, (-AC)	6PK800
						ALT, (AC)	6PK962
		T1DA, T1DB	85			ALT, (-AC)	6PK800
						ALT, (AC)	6PK962
					CT881	CA	
1.6 Ti	12/10-	PNDA	92	1596	CT881	CA	
2.0 TDCi	02/11-	UKDB	100	1997		ALT	6PK1244
					CT1140	CA	
					CT1140K1	CA	
	12/10-	TXDB	120			ALT	6PK1244
					CT1140	CA	
					CT1140K1	CA	
	02/11-	TYDA	85			ALT	6PK1244
					CT1140	CA	
					CT1140K1	CA	
		UFDB	103			ALT	6PK1244
					CT1140	CA	
					CT1140K1	CA	
<b>KA</b>							
1.2	10/08-	FP4	51	1242		ALT, (-AC)	4PK665
						ALT, (AC)	5PK1145
					CT1115	CA	
					CT1115K1	CA	
1.3 TDCi	10/08-	FD4	55	1248		ALT, (-AC)	6PK1180
						ALT, (AC)	6PK1310
<b>KA (RB_)</b>							
1.3 i	06/98-11/08	JJD, JJF, JJG, JJH, JJJ	36	1299		ALT, WP, PS, (-AC), 10/1998⇒, ⇒10/2002, OE-NO 1085038, (MECH-TP)	6PK1448
						ALT, WP, PS, (-AC), ⇒10/2002, OE-NO 1036917, (AUTOM-TP)	6PK1760
						ALT, WP, PS, AC, ⇒10/2002	6PK1930
						ALT, (-PS), (-AC), ⇒10/2002	AVX10X825
	08/02-11/08	A9A, A9B	51			ALT, PS, (-AC)	6PK1705
						ALT, PS, AC	6PK2196
	09/96-10/02	JJB	37			ALT, (PS), (-AC), 10/1998⇒, ⇒10/2002, OE-NO 1085038, (MECH-TP)	6PK1448
						ALT, (PS), (-AC), 10/1996⇒, ⇒10/2002, OE-NO 1036917, (AUTOM-TP)	6PK1760
						ALT, (PS), (AC), 10/1996⇒, ⇒10/2002	6PK1930
						ALT, (-PS), (-AC), ⇒01/1998	6PK862
						ALT, (-PS), (-AC), 02/1998⇒, ⇒10/2002	AVX10X825
	09/96-11/08	J4D, J4K, J4M, J4N, J4P, J4S, BAA	44			ALT, (PS), (-AC), 10/1998⇒, ⇒10/2002, OE-NO 1085038, (MECH-TP)	6PK1448
						ALT, (PS), (-AC), 10/2002⇒, OE-NO 1089877	6PK1705
						ALT, (PS), (-AC), 10/1996⇒, ⇒10/2002, OE-NO 1036917, (AUTOM-TP)	6PK1760
						ALT, (PS), (AC), 10/1996⇒, ⇒10/2002	6PK1930
						ALT, (-PS), (-AC), ⇒01/1998	6PK862
						ALT, (-PS), (-AC), 02/1998⇒, ⇒10/2002	AVX10X825
1.6 i	07/03-11/08	CDB, CDC	70	1599		ALT, PS, (-AC)	6PK1705
						ALT, PS, AC	6PK2196
<b>KUGA</b>							
2.0 TDCi	03/08-	G6DG, UKDA	100	1997		ALT	6PK1217
						ALT, (Denso), FOR ALT: 120A, OE-NO 3M5T-10300-PD	AP9029
					CT1091	CA, ⇒05/2010	
					CT1091K1	CA, ⇒05/2010	
					CT1091WP1	CA, ⇒05/2010	
					CT1140	CA, 05/2010⇒	
					CT1140K1	CA, 05/2010⇒	
	03/10-	UFDA	103			ALT	6PK1244
					CT1140	CA	
					CT1140K1	CA	
2.0 TDCi 4x4	03/08-	G6DG, UKDA	100	1997		ALT	6PK1244
					CT1140	CA	
					CT1140K1	CA	
	03/10-	UFDA	103			ALT	6PK1244
					CT1140	CA	
					CT1140K1	CA	
		TXDA	120			ALT	6PK1244
					CT1140	CA	
					CT1140K1	CA	
2.5 4x4	03/09-	HYDB	147	2522		ALT	5PK890
					CT979	CA	





# FORD

KUGA					CT979K3	CA	
<b>MAVERICK</b>							
2.0 16V	02/01-	YF	91	1989		ALT, (-AC) ALT, (AC) CA	6PK1973 6PK2100
					CT978		
2.3 16V	03/04-	GZ	110	2261		ALT, PS, AC, WP	6PK2277
3.0 V6 24V	02/01-	AJ	145	2967		WP ALT	3PK683 6PK2080
	03/04-		149			ALT	3PK648
<b>MAVERICK (UDS, UNS)</b>							
2.4 i	02/93-08/96	KA24-E	91	2389		ALT PS AC	AVX10X900 AVX13X1150 AVX13X925
	09/96-04/98	KA-24	87			ALT PS AC	AVX10X900 AVX13X1150 AVX13X925
2.4 i (UDS)	09/96-04/98	KA-24	85	2389		ALT PS AC	AVX10X900 AVX13X1150 AVX13X925
2.7 TD	02/93-08/96	TD27	74	2663		ALT PS AC	AVX13X1150 AVX13X1150 AVX13X925
	09/96-04/98	TD27E	92	2664		PS ALT AC	AVX13X1150 AVX13X1150 AVX13X925
<b>MONDEO I (GBP)</b>							
1.6 i 16V	02/93-08/96	L1F	66	1597		ALT, PS ALT, PS, AC, ⇨08/1995 09/1995⇨, (AUTOM) ALT, PS, AC, 09/1995⇨, (MANL) CA CA	6PK1715 6PK2080 6PK2080 6PK2100
					CT728 CT728K1		
	07/94-08/96	L1J	65			ALT, PS ALT, PS, AC, ⇨08/1995 09/1995⇨, (AUTOM) ALT, PS, AC, 09/1995⇨, (MANL) CA CA	6PK1715 6PK2080 6PK2080 6PK2100
					CT728 CT728K1		
1.8 i 16V	02/93-08/96	RKA	85	1796		ALT, PS ALT, PS, AC, ⇨08/1995 09/1995⇨, (AUTOM) ALT, PS, AC, 09/1995⇨, (MANL) CA CA	6PK1715 6PK2080 6PK2080 6PK2100
					CT728 CT728K1		
	07/94-08/96	RKB	82			ALT, PS ALT, PS, AC, ⇨08/1995 09/1995⇨, (AUTOM) ALT, PS, AC, 09/1995⇨, (MANL) CA CA	6PK1715 6PK2080 6PK2080 6PK2100
					CT728 CT728K1		
1.8 i 16V 4x4	02/93-08/96	RKA	85	1796		ALT, PS ALT, PS, AC, ⇨08/1995 09/1995⇨, (AUTOM) ALT, PS, AC, 09/1995⇨, (MANL) CA CA	6PK1715 6PK2080 6PK2080 6PK2100
					CT728 CT728K1		
1.8 TD	06/93-08/96	RFM, RFN	65	1753		PS ALT AC CA CA, ⇨09/1995 CA, 10/1995⇨ CA, 10/1995⇨, OPT	5PK585 5PK875 5PK890
					CT901(SET) CT901K1 CT901K2 CT901K4		
	10/95-08/96		66			PS ALT AC CA CA CA, OPT	5PK585 5PK875 5PK890
					CT901(SET) CT901K2 CT901K4		
2.0 i 16V	02/93-08/96	NGA	100	1988		ALT, PS ALT, PS, AC, ⇨08/1995 09/1995⇨, (AUTOM) ALT, PS, AC, 09/1995⇨, (MANL) CA CA	6PK1715 6PK2080 6PK2080 6PK2100
					CT728 CT728K1		
	12/94-08/96		97			ALT, PS ALT, PS, AC, ⇨08/1995 09/1995⇨, (AUTOM)	6PK1715 6PK2080 6PK2080

**FORD**




## FORD

### MONDEO I (GBP)

					CT728 CT728K1	ALT, PS, AC, 09/1995⇒, (MANL) CA CA	6PK2100
2.0 i 16V 4x4	12/94-08/96	NGA	97	1988	CT728 CT728K1	ALT, PS ALT, PS, AC, ⇒08/1995 09/1995⇒, (AUTOM) ALT, PS, AC, 09/1995⇒, (MANL)	6PK1715 6PK2080 6PK2080 6PK2100
2.5 i 24V	07/94-08/96	SEA	125	2544	CT728 CT728K1	WP ALT ALT, AC	3PK683 6PK1590 6PK1815

### MONDEO I Kombi (BNP)

1.6 i 16V	04/93-08/96	L1F	66	1597	CT728 CT728K1	ALT, PS ALT, PS, AC, ⇒08/1995 09/1995⇒, (AUTOM) ALT, PS, AC, 09/1995⇒, (MANL)	6PK1715 6PK2080 6PK2080 6PK2100
	07/94-08/96	L1J	65		CT728 CT728K1	ALT, PS ALT, PS, AC, ⇒08/1995 09/1995⇒, (AUTOM) ALT, PS, AC, 09/1995⇒, (MANL)	6PK1715 6PK2080 6PK2080 6PK2100
1.8 i 16V	04/93-08/96	RKA	85	1796	CT728 CT728K1	ALT, PS ALT, PS, AC, ⇒08/1995 09/1995⇒, (AUTOM) ALT, PS, AC, 09/1995⇒, (MANL)	6PK1715 6PK2080 6PK2080 6PK2100
	07/94-08/96	RKB	82		CT728 CT728K1	ALT, PS ALT, PS, AC, ⇒08/1995 09/1995⇒, (AUTOM) ALT, PS, AC, 09/1995⇒, (MANL)	6PK1715 6PK2080 6PK2080 6PK2100
1.8 i 16V 4x4	04/93-08/96	RKA	85	1796	CT728 CT728K1	ALT, PS ALT, PS, AC, ⇒08/1995 09/1995⇒, (AUTOM) ALT, PS, AC, 09/1995⇒, (MANL)	6PK1715 6PK2080 6PK2080 6PK2100
1.8 TD	06/93-08/96	RFM, RFN	65	1753	CT901(SET) CT901K1 CT901K2 CT901K4	PS ALT AC CA CA, ⇒09/1995 CA, 10/1995⇒ CA, 10/1995⇒, OPT	5PK585 5PK875 5PK890
	11/95-08/96		66		CT901(SET) CT901K2 CT901K4	PS ALT AC CA CA CA, OPT	5PK585 5PK875 5PK890
2.0 i 16V	04/93-08/96	NGA	100	1988	CT728 CT728K1	ALT, PS ALT, PS, AC, ⇒08/1995 09/1995⇒, (AUTOM) ALT, PS, AC, 09/1995⇒, (MANL)	6PK1715 6PK2080 6PK2080 6PK2100
	01/93-08/96		97		CT728 CT728K1	ALT, PS ALT, PS, AC, ⇒08/1995 09/1995⇒, (AUTOM) ALT, PS, AC, 09/1995⇒, (MANL)	6PK1715 6PK2080 6PK2080 6PK2100
2.0 i 16V 4x4	04/93-08/96	NGA	100	1988	CT728 CT728K1	ALT, PS ALT, PS, AC, ⇒08/1995 09/1995⇒, (AUTOM) ALT, PS, AC, 09/1995⇒, (MANL)	6PK1715 6PK2080 6PK2080 6PK2100
	12/94-08/96		97			ALT, PS ALT, PS, AC, ⇒08/1995 09/1995⇒, (AUTOM) ALT, PS, AC, 09/1995⇒, (MANL)	6PK1715 6PK2080 6PK2080 6PK2100





<b>FORD</b>							
<b>MONDEO I Kombi (BNP)</b>							
↔					CT728 CT728K1	CA CA	
2.5 i 24V	07/94-08/96	SEA	125	2544		WP ALT ALT, AC	3PK683 6PK1590 6PK1805
<b>MONDEO I Stufenheck (GBP)</b>							
1.6 i 16V	02/93-08/96	L1F	66	1597		ALT, PS ALT, PS, AC, ⇒08/1995 09/1995⇒, (AUTOM) ALT, PS, AC, 09/1995⇒, (MANL)	6PK1715 6PK2080 6PK2080 6PK2100
					CT728 CT728K1	CA CA	
	07/94-08/96	L1J	65			ALT, PS ALT, PS, AC, ⇒08/1995 09/1995⇒, (AUTOM) ALT, PS, AC, 09/1995⇒, (MANL)	6PK1715 6PK2080 6PK2080 6PK2100
					CT728 CT728K1	CA CA	
1.8 i 16V	02/93-08/96	RKA	85	1796		ALT, PS ALT, PS, AC, ⇒08/1995 09/1995⇒, (AUTOM) ALT, PS, AC, 09/1995⇒, (MANL)	6PK1715 6PK2080 6PK2080 6PK2100
					CT728 CT728K1	CA CA	
	01/94-08/96	RKB	82			ALT, PS ALT, PS, AC, ⇒08/1995 09/1995⇒, (AUTOM) ALT, PS, AC, 09/1995⇒, (MANL)	6PK1715 6PK2080 6PK2080 6PK2100
					CT728 CT728K1	CA CA	
1.8 TD	06/93-08/96	RFM, RFN	65	1753		PS ALT AC	5PK585 5PK875 5PK890
					CT901(SET) CT901K1 CT901K2 CT901K4	CA CA, ⇒09/1995 CA, 10/1995⇒ CA, 10/1995⇒, OPT	
	10/95-08/96		66			PS ALT AC	5PK585 5PK875 5PK890
					CT901(SET) CT901K2 CT901K4	CA CA CA, OPT	
2.0 i 16V	02/93-08/96	NGA	100	1988		ALT, PS ALT, PS, AC, ⇒08/1995 09/1995⇒, (AUTOM) ALT, PS, AC, 09/1995⇒, (MANL)	6PK1715 6PK2080 6PK2080 6PK2100
					CT728 CT728K1	CA CA	
2.0 i 16V 4x4	12/94-08/96	NGA	97	1988		ALT, PS ALT, PS, AC, ⇒08/1995 09/1995⇒, (AUTOM) ALT, PS, AC, 09/1995⇒, (MANL)	6PK1715 6PK2080 6PK2080 6PK2100
					CT728 CT728K1	CA CA	
2.5 i 24V	07/94-08/96	SEA	125	2544		WP ALT ALT, AC	3PK683 6PK1590 6PK1805
<b>MONDEO II (BAP)</b>							
1.6 i	09/96-11/00	L1J	66	1597		ALT, PS, ⇒05/1998 ALT, PS, 05/1998⇒ ALT, PS, AC, (AUTOM), ⇒05/1998 ALT, PS, AC, ⇒05/1998, (MANL) 05/1998⇒, (AUTOM) ALT, PS, AC, (MANL), 05/1998⇒	6PK1715 6PK1973 6PK2080 6PK2100 6PK2100 6PK2120
					CT728 CT728K1 CT978 CT978K1 CT978K2	CA, ⇒05/1998 CA, ⇒05/1998 CA, 05/1998⇒ CA, 01/1999⇒ CA, 05/1998⇒, ⇒01/1999	
1.6 i 16V	05/98-11/00	L1L, L1N, L1Q	70	1597		ALT, PS, ⇒05/1998 ALT, PS, 05/1998⇒ ALT, PS, AC, (AUTOM), ⇒05/1998 ALT, PS, AC, ⇒05/1998, (MANL) 05/1998⇒, (AUTOM) ALT, PS, AC, (MANL), 05/1998⇒	6PK1715 6PK1973 6PK2080 6PK2100 6PK2100 6PK2120
					CT728 CT978	CA, ⇒05/1998 CA, 05/1998⇒	


**FORD**





FORD

**FORD**

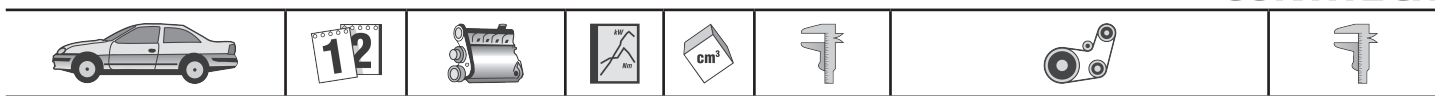
**MONDEO II (BAP)**

					<b>CT978K1</b> <b>CT978K2</b>	CA, 01/1999⇒ CA, ⇒01/1999	
1.8 i	09/96-11/00	RKF, RKJ, RKB, RKH, RKK	85	1796	<b>CT728</b> <b>CT728K1</b> <b>CT978</b> <b>CT978K1</b> <b>CT978K2</b>	ALT, PS, ⇒05/1998 ALT, PS, 05/1998⇒ ALT, PS, AC, (AUTOM), ⇒05/1998 ALT, PS, AC, ⇒05/1998, (MANL) 05/1998⇒, (AUTOM) ALT, PS, AC, (MANL), 05/1998⇒ CA, ⇒05/1998 CA, ⇒05/1998 CA, 05/1998⇒ CA, 01/1999⇒ CA, 05/1998⇒, ⇒01/1999	<b>6PK1715</b> <b>6PK1973</b> <b>6PK2080</b> <b>6PK2100</b> <b>6PK2100</b> <b>6PK2120</b>
1.8 TD	09/96-11/00	RFN	66	1753	<b>CT901(SET)</b> <b>CT901K3</b> <b>CT901WP3</b>	PS ALT AC CA CA CA, MTR-CODE: RFN, D18TI	<b>5PK585</b> <b>5PK875</b> <b>5PK890</b>
2.0 i	09/96-11/00	NGA, NGB, NGC, NGD	96	1988	<b>CT728</b> <b>CT728K1</b> <b>CT978</b> <b>CT978K1</b> <b>CT978K2</b>	ALT, PS, ⇒05/1998 ALT, PS, 05/1998⇒ ALT, PS, AC, (AUTOM), ⇒05/1998 ALT, PS, AC, ⇒05/1998, (MANL) 05/1998⇒, (AUTOM) ALT, PS, AC, (MANL), 05/1998⇒ CA, ⇒05/1998 CA, ⇒05/1998 CA, 05/1998⇒ CA, 01/1999⇒ CA, 05/1998⇒, ⇒01/1999	<b>6PK1715</b> <b>6PK1973</b> <b>6PK2080</b> <b>6PK2100</b> <b>6PK2100</b> <b>6PK2120</b>
2.5 24V	06/00-11/00	SEB, SEC	125	2495		WP ALT, (-AC) ALT, (AC)	<b>3PK683</b> <b>6PK1590</b> <b>6PK1820</b>
	09/96-11/00	SEA		2544		WP ALT, (-AC) ALT, (AC)	<b>3PK683</b> <b>6PK1590</b> <b>6PK1820</b>
2.5 ST 200	05/99-11/00	SGA	151	2495		WP ALT, (-AC) ALT, (AC)	<b>3PK683</b> <b>6PK1590</b> <b>6PK1820</b>

**MONDEO II Kombi (BNP)**

1.6 i	09/96-11/00	L1J	66	1597	<b>CT728</b> <b>CT728K1</b> <b>CT978</b> <b>CT978K1</b> <b>CT978K2</b>	ALT, PS, ⇒05/1998 ALT, PS, 05/1998⇒ ALT, PS, AC, (AUTOM), ⇒05/1998 ALT, PS, AC, ⇒05/1998, (MANL) 05/1998⇒, (AUTOM) ALT, PS, AC, (MANL), 05/1998⇒ CA, ⇒05/1998 CA, ⇒05/1998 CA, 05/1998⇒ CA, 01/1999⇒ CA, 05/1998⇒, ⇒01/1999	<b>6PK1715</b> <b>6PK1973</b> <b>6PK2080</b> <b>6PK2100</b> <b>6PK2100</b> <b>6PK2120</b>
1.6 i 16V	05/98-11/00	L1L, L1N, L1Q	70	1597	<b>CT728</b> <b>CT978</b> <b>CT978K1</b> <b>CT978K2</b>	ALT, PS, ⇒05/1998 ALT, PS, 05/1998⇒ ALT, PS, AC, (AUTOM), ⇒05/1998 ALT, PS, AC, ⇒05/1998, (MANL) 05/1998⇒, (AUTOM) ALT, PS, AC, (MANL), 05/1998⇒ CA, ⇒05/1998 CA, 05/1998⇒ CA, 01/1999⇒ CA, ⇒01/1999	<b>6PK1715</b> <b>6PK1973</b> <b>6PK2080</b> <b>6PK2100</b> <b>6PK2100</b> <b>6PK2120</b>
1.8 i	09/96-11/00	RKF, RKJ, RKB, RKH, RKK	85	1796	<b>CT728</b> <b>CT728K1</b> <b>CT978</b> <b>CT978K1</b> <b>CT978K2</b>	ALT, PS, ⇒05/1998 ALT, PS, 05/1998⇒ ALT, PS, AC, (AUTOM), ⇒05/1998 ALT, PS, AC, ⇒05/1998, (MANL) 05/1998⇒, (AUTOM) ALT, PS, AC, (MANL), 05/1998⇒ CA, ⇒05/1998 CA, ⇒05/1998 CA, 05/1998⇒ CA, 01/1999⇒ CA, ⇒01/1999	<b>6PK1715</b> <b>6PK1973</b> <b>6PK2080</b> <b>6PK2100</b> <b>6PK2100</b> <b>6PK2120</b>
1.8 TD	09/96-11/00	RFN	66	1753	<b>CT901(SET)</b> <b>CT901K3</b> <b>CT901WP3</b>	PS ALT AC CA CA CA, MTR-CODE: RFN, D18TI	<b>5PK585</b> <b>5PK875</b> <b>5PK890</b>





## FORD

### MONDEO II Kombi (BNP)

↔ 2.0 i	09/96-11/00	NGA, NGB, NGC, NGD	96	1988	CT728 CT728K1 CT978 CT978K1 CT978K2	ALT, PS, ⇒05/1998 ALT, PS, 05/1998⇒ ALT, PS, AC, (AUTOM), ⇒05/1998 ALT, PS, AC, ⇒05/1998, (MANL) 05/1998⇒, (AUTOM) ALT, PS, AC, (MANL), 05/1998⇒ CA, ⇒05/1998 CA, ⇒05/1998 CA, 05/1998⇒ CA, 01/1999⇒ CA, 05/1998⇒, ⇒01/1999	6PK1715 6PK1973 6PK2080 6PK2100 6PK2100 6PK2120
2.5 24V	10/99-11/00	SEB, SEC	125	2495		WP ALT, (-AC) ALT, (AC)	3PK683 6PK1590 6PK1820
	09/96-11/00	SEA		2544		WP ALT, (-AC) ALT, (AC)	3PK683 6PK1590 6PK1820
2.5 ST 200	05/99-11/00	SGA	151	2495		WP ALT, (-AC) ALT, (AC)	3PK683 6PK1590 6PK1820

### MONDEO II Stufenheck (BFP)

1.6 i	09/96-11/00	L1J	66	1597	CT728 CT728K1 CT978 CT978K1 CT978K2	ALT, PS, ⇒05/1998 ALT, PS, 05/1998⇒ ALT, PS, AC, (AUTOM), ⇒05/1998 ALT, PS, AC, ⇒05/1998, (MANL) 05/1998⇒, (AUTOM) ALT, PS, AC, (MANL), 05/1998⇒ CA, ⇒05/1998 CA, ⇒05/1998 CA, 05/1998⇒ CA, 01/1999⇒ CA, 05/1998⇒, ⇒01/1999	6PK1715 6PK1973 6PK2080 6PK2100 6PK2100 6PK2120
1.6 i 16V	05/98-11/00	L1L, L1N, L1Q	70	1597	CT728 CT978 CT978K1 CT978K2	ALT, PS, ⇒05/1998 ALT, PS, 05/1998⇒ ALT, PS, AC, (AUTOM), ⇒05/1998 ALT, PS, AC, ⇒05/1998, (MANL) 05/1998⇒, (AUTOM) ALT, PS, AC, (MANL), 05/1998⇒ CA, ⇒05/1998 CA, 05/1998⇒ CA, 01/1999⇒ CA, ⇒01/1999	6PK1715 6PK1973 6PK2080 6PK2100 6PK2100 6PK2120
1.8 i	09/96-11/00	RKF, RKJ, RKB, RKH, RKK	85	1796	CT728 CT728K1 CT978 CT978K1 CT978K2	ALT, PS, ⇒05/1998 ALT, PS, 05/1998⇒ ALT, PS, AC, (AUTOM), ⇒05/1998 ALT, PS, AC, ⇒05/1998, (MANL) 05/1998⇒, (AUTOM) ALT, PS, AC, (MANL), 05/1998⇒ CA, ⇒05/1998 CA, ⇒05/1998 CA, 05/1998⇒ CA, 01/1999⇒ CA, ⇒01/1999	6PK1715 6PK1973 6PK2080 6PK2100 6PK2100 6PK2120
1.8 TD	09/96-11/00	RFN	66	1753	CT901(SET) CT901K3 CT901WP3	PS ALT AC CA CA CA, MTR-CODE: RFN, D18TI	5PK585 5PK875 5PK890
2.0 i	09/96-11/00	NGA, NGB, NGC, NGD	96	1988	CT728 CT728K1 CT978 CT978K1 CT978K2	ALT, PS, ⇒05/1998 ALT, PS, 05/1998⇒ ALT, PS, AC, (AUTOM), ⇒05/1998 ALT, PS, AC, ⇒05/1998, (MANL) 05/1998⇒, (AUTOM) ALT, PS, AC, (MANL), 05/1998⇒ CA, ⇒05/1998 CA, ⇒05/1998 CA, 05/1998⇒ CA, 01/1999⇒ CA, 05/1998⇒, ⇒01/1999	6PK1715 6PK1973 6PK2080 6PK2100 6PK2100 6PK2120
2.5 24V	06/00-11/00	SEB, SEC	125	2495		WP ALT, (-AC) ALT, (AC)	3PK683 6PK1590 6PK1820
	09/96-11/00	SEA		2544		WP ALT, (-AC) ALT, (AC)	3PK683 6PK1590 6PK1820
2.5 ST 200	05/99-11/00	SGA	151	2495		WP ALT, (-AC)	3PK683 6PK1590





# FORD

## MONDEO II Stufenheck (BFP)

					ALT, (AC)	6PK1820
--	--	--	--	--	-----------	---------

## MONDEO III (B5Y)

1.8 16V	11/00-08/07	CGBA, CGBB	81	1798	ALT ALT, (Visteon), FOR ALT: 115A, OE-NO 1S7T-10300-CF	6PK2225 AP9037
		CHBA, CHBB	92		ALT ALT, (Visteon), FOR ALT: 115A, OE-NO 1S7T-10300-CF	6PK2225 AP9037
1.8 SCi	06/03-08/07	CFBA	96	1798	ALT ALT, (Visteon), FOR ALT: 115A, OE-NO 1S7T-10300-CF	6PK2225 AP9037
2.0 16V	11/00-08/07	CJBA, CJBB	107	1999	ALT ALT, (Visteon), FOR ALT: 115A, OE-NO 1S7T 10300 CC, 1S7T 10300 CD, 1S7T 10300 AB	6PK2225 AP9037
2.0 16V DI / TDDi / TDCi	11/00-08/07	D5BA, SDBA	66	1998	PS, ENGINE: DI 2.0, 09/2004⇒ PS, ENGINE: DI 2.0, ⇒09/2004 PS, ENGINE: TDCI 2.0, 03/2006⇒ ALT	4PK711 ELAST 4PK735 4PK735 6PK1642 VD1110
2.0 16V TDDi / TDCi	11/00-08/07	D6BA, HJBA, HJBB, HJBC	85	1998	PS ALT	4PK735 6PK1642 VD1110
2.0 TDCi	10/01-08/07	FMBA, N7BA	96	1998	PS ALT	4PK735 6PK1642 VD1110
2.2 TDCi	09/04-08/07	QJBA, QJBB	114	2198	PS, 09/2004⇒ PS, 08/2004⇒, ⇒09/2004 ALT, 08/2004⇒	4PK711 ELAST 4PK735 6PK1642 VD1110
2.5 V6 24V	11/00-08/07	LCBD	125	2495	WP ALT	3PK683 6PK2077
3.0 V6 24V	09/04-08/07	REBA	150	2967	ALT	6PK2077
ST220	04/02-08/07	MEBA	166	2967	WP ALT	3PK683 6PK2077

## MONDEO III Kombi (BWY)

1.8 16V	11/00-08/07	CGBA, CGBB	81	1798	ALT ALT, (Visteon), FOR ALT: 115A, OE-NO 1S7T-10300-CF	6PK2225 AP9037
		CHBA, CHBB	92		ALT ALT, (Visteon), FOR ALT: 115A, OE-NO 1S7T-10300-CF	6PK2225 AP9037
1.8 SCi	06/03-08/07	CFBA	96	1798	ALT ALT, (Visteon), FOR ALT: 115A, OE-NO 1S7T-10300-CF	6PK2225 AP9037
2.0 16V	11/00-08/07	CJBA, CJBB	107	1999	ALT ALT, (Visteon), FOR ALT: 115A, OE-NO 1S7T 10300 CC, 1S7T 10300 CD, 1S7T 10300 AB	6PK2225 AP9037
2.0 16V DI / TDDi / TDCi	11/00-08/07	D5BA, SDBA	66	1998	PS, ENGINE: DI 2.0, 09/2004⇒ PS, ENGINE: DI 2.0, ⇒09/2004 PS, ENGINE: TDCI 2.0, 03/2006⇒ ALT	4PK711 ELAST 4PK735 4PK735 6PK1642 VD1110
2.0 16V TDDi / TDCi	11/00-08/07	D6BA, HJBA, HJBB, HJBC	85	1998	PS ALT	4PK735 6PK1642 VD1110
2.0 TDCi	10/01-08/07	FMBA, N7BA	96	1998	PS ALT	4PK735 6PK1642 VD1110
2.2 TDCi	09/04-08/07	QJBA, QJBB	114	2198	PS, 09/2004⇒ PS, 08/2004⇒, ⇒09/2004 ALT, 08/2004⇒	4PK711 ELAST 4PK735 6PK1642 VD1110
2.5 V6 24V	11/00-08/07	LCBD	125	2495	WP ALT	3PK683 6PK2077
3.0 V6 24V	09/04-08/07	REBA	150	2967	ALT	6PK2077
ST220	04/02-08/07	MEBA	166	2967	WP ALT	3PK683 6PK2077

## MONDEO III Stufenheck (B4Y)

1.8 16V	11/00-08/07	CGBA, CGBB	81	1798	ALT ALT, (Visteon), FOR ALT: 115A, OE-NO 1S7T-10300-CF	6PK2225 AP9037
		CHBA, CHBB	92		ALT ALT, (Visteon), FOR ALT: 115A, OE-NO 1S7T-10300-CF	6PK2225 AP9037
1.8 SCi	06/03-08/07	CFBA	96	1798	ALT ALT, (Visteon), FOR ALT: 115A, OE-NO	6PK2225 AP9037





<b>FORD</b>							
<b>MONDEO III Stufenheck (B4Y)</b>							
						1S7T-10300-CF	
2.0 16V	11/00-08/07	CJBA, CJBB	107	1999		ALT ALT, (Visteon), FOR ALT: 115A, OE-NO 1S7T 10300 CC, 1S7T 10300 CD, 1S7T 10300 AB	6PK2225 AP9037
2.0 16V DI / TDDi / TDCi	11/00-08/07	D5BA, SDBA	66	1998		PS, ENGINE: DI 2.0, 09/2004⇒ PS, ENGINE: DI 2.0, ⇒09/2004 PS, ENGINE: TDCI 2.0, 03/2006⇒ ALT	4PK711 ELAST 4PK735 4PK735 6PK1642 VD1110
2.0 16V TDDi / TDCi	11/00-08/07	D6BA, HJBA, HJBB, HJBC	85	1998		PS ALT	4PK735 6PK1642 VD1110
2.0 TDCi	10/01-08/07	FMBA, N7BA	96	1998		PS ALT	4PK735 6PK1642 VD1110
2.2 TDCi	09/04-08/07	QJBA, QJBB	114	2198		PS, 09/2004⇒ PS, 08/2004⇒, ⇒09/2004 ALT, 08/2004⇒	4PK711 ELAST 4PK735 6PK1642 VD1110
2.5 V6 24V	11/00-08/07	LCBD	125	2495		WP ALT	3PK683 6PK2077
3.0 V6 24V	09/04-08/07	REBA	150	2967		ALT	6PK2077
ST220	04/02-08/07	MEBA	166	2967		WP ALT	3PK683 6PK2077
<b>MONDEO IV</b>							
1.6 TDCi	02/11-	T1BB	85	1560		ALT, (-AC) ALT, (AC)	6PK800 6PK962
1.6 Ti	03/07-	RHBA	81	1596	CT881 CT881K3 CT881K5	PS ALT ALT, PS CA CA, ⇒08/2009 CA, 08/2009⇒	5PK694 ELAST 6PK1029 ELAST 6PK1029 ELAST T1
		PNBA	92		CT881 CT881K3 CT881K5	PS ALT ALT, PS CA CA, ⇒08/2009 CA, 08/2009⇒	5PK694 ELAST 6PK1029 ELAST 6PK1029 ELAST T1
	07/10-		88		CT881 CT881K5	PS ALT ALT, PS CA CA	5PK694 ELAST 6PK1029 ELAST 6PK1029 ELAST T1
1.8 TDCi	03/07-	FFBA	74	1753	CT983 CT983K1	ALT ALT, (Denso), FOR ALT: 150A, OE-NO 6G9N-10300-UD, OPT ALT, (Denso), FOR ALT: 150A, OE-NO 6G9N-10300-UD CA CA	6PK1685 AP9045 AP9046 VD1039
	06/07-	QYBA, KHBA	92		CT983 CT983K1	ALT ALT, (Denso), FOR ALT: 150A, OE-NO 6G9N-10300-UD, OPT ALT, (Denso), FOR ALT: 150A, OE-NO 6G9N-10300-UD CA CA	6PK1685 AP9045 AP9046
2.0	03/07-	AOBA, AOBC	107	1999		ALT	6PK2196
2.0 Flexifuel	03/07-	TBBA, TBBB	107	1999		ALT	6PK2196
2.0 LPG	07/09-	TBBA	107	1999		ALT	6PK2196
2.0 TDCi	03/07-	AZBA	96	1997		ALT ALT, (Bosch), FOR ALT: 156A, OE-NO 6G9N 10300 ADA, 6G9N 10300 ADB, ALT-No: 0 121 615 021, FOR ALT: 150A, OE-NO 7G9N 10300 EA, ALT-No: 0 121 615 028 CA CA CA	6PK1845 AP9023
		QXBB, UFBA	103		CT1091 CT1091K1 CT1091WP1	ALT ALT, (Bosch), FOR ALT: 156A, OE-NO 6G9N 10300 ADA, 6G9N 10300 ADB, ALT-No: 0 121 615 021, FOR ALT: 150A, OE-NO 7G9N 10300 EA, ALT-No: 0 121 615 028	6PK1845 AP9023

**FORD**




FORD

**FORD**

**MONDEO IV**

					CT1091 CT1091K1 CT1091WP1	CA CA CA	
	11/07-	KLBA, LPBA, TYBA	85			ALT ALT, (Bosch), FOR ALT: 156A, OE-NO 6G9N 10300 ADA, 6G9N 10300 ADB, ALT- No: 0 121 615 021, FOR ALT: 150A, OE- NO 7G9N 10300 EA, ALT-No: 0 121 615 028	6PK1845 AP9023
					CT1091 CT1091K1 CT1091WP1	CA CA CA	
	03/10-	TXBA	120		CT1140 CT1140K1	ALT CA CA	6PK1845
	03/07-	AZBC, UKBA	100				6PK1845
					CT1091 CT1091K1 CT1140 CT1140K1	CA, ⇨03/2010 CA, ⇨03/2010 CA, 03/2010⇨ CA, 03/2010⇨	
2.2 TDCi	03/08-	Q4BA	129	2179		ALT ALT, (Bosch), FOR ALT: 156A, OE-NO 6G9N 10300 ADA, 6G9N 10300 ADB, ALT- No: 0 121 615 021	6PK1743 AP9023
					CT1142 CT1142K1	CA CA	
	07/10-	KNBA	147			ALT CA CA	6PK1743
					CT1142 CT1142K1	CA CA	
2.3	07/07-	SEBA	118	2261		ALT	6PK2245
2.5	03/07-	HUBA	162	2521		ALT AC	5PK1095 5PK628 ELAST
					CT979 CT979K3	CA CA	

**MONDEO IV Stufenheck**

1.6 Ti	03/07-	PNBA	92	1596		PS ALT ALT, PS	5PK694 ELAST 6PK1029 ELAST 6PK1029 ELAST T1
					CT881 CT881K3 CT881K5	CA CA, ⇨08/2009 CA, 08/2009⇨	
1.8 TDCi	06/07-	QYBA, KHBA	92	1753		ALT ALT, (Denso), FOR ALT: 150A, OE-NO 6G9N-10300-UD, OPT ALT, (Denso), FOR ALT: 150A, OE-NO 6G9N-10300-UD	6PK1685 AP9045 AP9046 VD1039
	03/07-	FFBA	74			ALT ALT, (Denso), FOR ALT: 150A, OE-NO 6G9N-10300-UD, OPT ALT, (Denso), FOR ALT: 150A, OE-NO 6G9N-10300-UD 09/2007⇨	6PK1685 AP9045 AP9046 VD1039
2.0	03/07-	AOBA, AOBC	107	1999		ALT	6PK2196
2.0 LPG	07/09-	TBBA	107	1999		ALT	6PK2196
2.0 TDCi	03/07-	AZBA	96	1997		ALT ALT, (Bosch), FOR ALT: 156A, OE-NO 6G9N 10300 ADA, 6G9N 10300 ADB, ALT- No: 0 121 615 021, FOR ALT: 150A, OE- NO 7G9N 10300 EA, ALT-No: 0 121 615 028	6PK1845 AP9023
					CT1091 CT1091K1 CT1091WP1	CA CA CA	
		QXBB, UFBA	103			ALT ALT, (Bosch), FOR ALT: 156A, OE-NO 6G9N 10300 ADA, 6G9N 10300 ADB, ALT- No: 0 121 615 021, FOR ALT: 150A, OE- NO 7G9N 10300 EA, ALT-No: 0 121 615 028	6PK1845 AP9023
					CT1091 CT1091K1 CT1091WP1	CA CA CA	
	11/07-	KLBA, LPBA, TYBA	85			ALT ALT, (Bosch), FOR ALT: 156A, OE-NO 6G9N 10300 ADA, 6G9N 10300 ADB, ALT- No: 0 121 615 021, FOR ALT: 150A, OE- NO 7G9N 10300 EA, ALT-No: 0 121 615	6PK1845 AP9023





<b>FORD</b>						
<b>MONDEO IV Stufenheck</b>						
					CT1091 CT1091K1 CT1091WP1	028 CA CA CA
	03/10-	TXBA	120			ALT CA CA
					CT1140 CT1140K1	6PK1845 CA CA
2.2 TDCi	03/08-	Q4BA	129	2179		ALT ALT, (Bosch), FOR ALT: 156A, OE-NO 6G9N 10300 ADA, 6G9N 10300 ADB, ALT- No: 0 121 615 021
					CT1142 CT1142K1	6PK1743 AP9023 CA CA
2.3	07/07-	SEBA	118	2261		ALT
2.5	03/07-	HUBA	162	2521		ALT AC CA
					CT979 CT979K3	6PK2245 5PK1095 5PK628 ELAST
<b>MONDEO IV Turnier</b>						
1.6 EcoBoost	02/11-	JTBA	118	1596		ALT CA
					CT881	6PK1555
1.6 TDCi	02/11-	T1BB	85	1560		ALT, (-AC) ALT, (AC)
						6PK800 6PK962
1.6 Ti	03/07-	RHBA	81	1596		PS ALT ALT, PS
					CT881 CT881K3 CT881K5	5PK694 ELAST 6PK1029 ELAST 6PK1029 ELAST T1 CA, ⇨08/2009 CA, 08/2009⇨
		PNBA	92			PS ALT ALT, PS
					CT881 CT881K3 CT881K5	5PK694 ELAST 6PK1029 ELAST 6PK1029 ELAST T1 CA, ⇨08/2009 CA, 08/2009⇨
	07/10-		88			PS ALT ALT, PS
					CT881 CT881K5	5PK694 ELAST 6PK1029 ELAST 6PK1029 ELAST T1 CA CA
1.8 TDCi	03/07-	FFBA	74	1753		ALT ALT, (Denso), FOR ALT: 150A, OE-NO 6G9N-10300-UD, OPT ALT, (Denso), FOR ALT: 150A, OE-NO 6G9N-10300-UD
					CT983 CT983K1	6PK1685 AP9045 AP9046 VD1039 CA CA
	06/07-	QYBA, KHBA	92			ALT ALT, (Denso), FOR ALT: 150A, OE-NO 6G9N-10300-UD, OPT ALT, (Denso), FOR ALT: 150A, OE-NO 6G9N-10300-UD
					CT983 CT983K1	6PK1685 AP9045 AP9046 VD1039 CA CA
2.0	03/07-	AOBA, AOBC	107	1999		ALT
2.0 Flexifuel	03/07-	TBBA, TBBB	107	1999		ALT
2.0 LPG	07/09-	TBBA	107	1999		ALT
2.0 TDCi	03/07-	AZBA	96	1997		ALT ALT, (Bosch), FOR ALT: 156A, OE-NO 6G9N 10300 ADA, 6G9N 10300 ADB, ALT- No: 0 121 615 021, FOR ALT: 150A, OE- NO 7G9N 10300 EA, ALT-No: 0 121 615 028
					CT1091 CT1091K1 CT1091WP1	6PK1845 AP9023 CA CA CA
		QXBB, UFBA	103			ALT ALT, (Bosch), FOR ALT: 156A, OE-NO 6G9N 10300 ADA, 6G9N 10300 ADB, ALT- No: 0 121 615 021, FOR ALT: 150A, OE- NO 7G9N 10300 EA, ALT-No: 0 121 615 028
					CT1091 CT1091K1 CT1091WP1	6PK1845 AP9023 CA CA CA
	11/07-	KLBA, LPBA,	85			ALT

**FORD**




## FORD

### MONDEO IV Turnier

		TYBA				ALT, (Bosch), FOR ALT: 156A, OE-NO 6G9N 10300 ADA, 6G9N 10300 ADB, ALT-No: 0 121 615 021, FOR ALT: 150A, OE-NO 7G9N 10300 EA, ALT-No: 0 121 615 028 CA CA CA	AP9023
	03/10-	TXBA	120			ALT CA CA	6PK1845
2.2 TDCi	03/08-	Q4BA	129	2179		ALT ALT, (Bosch), FOR ALT: 156A, OE-NO 6G9N 10300 ADA, 6G9N 10300 ADB, ALT-No: 0 121 615 021 CA CA	6PK1743 AP9023
	07/10-	KNBA	147			ALT CA CA	6PK1743
2.3	07/07-	SEBA	118	2261		ALT	6PK2245
2.5	03/07-	HUBA	162	2521		ALT AC CA CA	5PK1095 5PK628 ELAST

### ORION I (AFD)

1.3	07/83-03/86	JPA	51	1296		ALT, 01/1986⇒ ALT, 04/1984⇒, ⇒12/1985 ALT, ⇒04/1984 CA	11,9X758Ld 11,9X772Ld 11,9X806Ld
						CT688	
1.6	07/83-03/86	LP1, LPA	58	1597		ALT, 01/1986⇒ ALT, 04/1984⇒, ⇒12/1985 ALT, ⇒04/1984 CA	11,9X758Ld 11,9X772Ld 11,9X806Ld
						CT690 CT690K1	
1.6 D	02/84-03/86	LTA	40	1608		ALT CA CA, MTR-CODE: HL16 CVH	AVX10X850
						CT616 CT616K1	
1.6 i	07/83-03/86	LR1, LRA	77	1597		ALT CA CA, MTR-CODE: HL16 CVH	11,9X783Ld
						CT690 CT690K1	

### ORION II (AFF)

1.3	11/86-07/88	JPA	51	1296		ALT	11,9X758Ld
	12/85-07/90	JLA, JLB, JBB	44	1297		ALT, 08/1988⇒, ⇒04/1989 ALT, 04/1989⇒ ALT, ⇒08/1988	AVX10X800 AVX10X813 AVX10X825
1.4	01/86-07/90	FUC	54	1392		ALT, 10/1987⇒, ⇒07/1990 CA, 02/1987⇒, ⇒07/1990 CA	11,9X768Ld
						CT690 CT690K1	
	12/85-07/90	FUA	55			ALT CA CA	11,9X772Ld
						CT690 CT690K1	
	03/86-07/90	FUAA	52			ALT CA CA	11,9X772Ld
						CT690 CT690K1	
1.4 KAT	02/87-07/90	F6B, F6D	54	1392		ALT CA CA	11,9X772Ld
						CT690 CT690K1	
1.6	12/85-07/90	LUC	66	1597		CA, 04/1986⇒, ⇒07/1990 CA	
						CT690 CT690K1	
1.6 D	12/85-01/89	LTC	40	1608		ALT CA CA	AVX10X850
						CT616 CT616K1	
1.6 i	03/86-07/90	LRB	77	1597		ALT, ⇒12/1988 ALT ALT, 12/1988⇒ ALT, (AC), ⇒12/1988 AC	11,5X755Ld 11,9X768Ld 11,9X793Ld AVX10X625 AVX13X850
						CT690 CT690K1	
1.6 i KAT	03/86-07/90	L4B	66	1597		ALT AC, 01/1988⇒, ⇒10/1989 AC, 10/1989⇒ CA CA	11,9X758Ld 6PK844 6PK915
						CT690 CT690K1	
1.8 D	01/89-07/90	RTA, RTB	44	1753		ALT AC ALT, AC CA CA	3PK648 6PK844 6PK915
						CT901(SET) CT901K1	





<b>FORD</b>							
<b>ORION III (GAL)</b>							
↔ 1.3	07/90-12/93	J6A, J4B	44	1299		ALT	AVX10X800
1.4	07/90-12/93	F6F, F6G	52	1391	CT690 CT690K1 CT729 CT729K1	ALT, 08/1990⇒ ALT, PS, 08/1990⇒ ALT, PS, AC, 08/1990⇒ ALT, AC, 08/1990⇒ CA, ⇒04/1992 CA, ⇒04/1992 CA, 04/1992⇒ CA, 05/1992⇒	11,9X758Ld 6PK1420 6PK1635 6PK995
		FUH	54	1392	CT690 CT690K1 CT729 CT729K1	ALT, 08/1990⇒ ALT, PS, 08/1990⇒ ALT, PS, AC, 08/1990⇒ ALT, AC, 08/1990⇒ CA, ⇒04/1992 CA, ⇒04/1992 CA, 04/1992⇒ CA, 05/1992⇒	11,9X758Ld 6PK1420 6PK1635 6PK995
1.6	07/90-12/92	LUJ, LUK	66	1598	CT690 CT690K1 CT729 CT729K1	ALT, 08/1990⇒ ALT, PS, 08/1990⇒ ALT, PS, AC, 08/1990⇒ ALT, AC, 08/1990⇒ CA, ⇒04/1992 CA, ⇒04/1992 CA, 04/1992⇒ CA, 05/1992⇒	11,9X758Ld 6PK1420 6PK1635 6PK995
1.6 i	07/90-09/92	LJF	77	1598	CT690 CT690K1 CT729	ALT ALT, PS ALT, PS, AC ALT, AC CA, ⇒04/1992 CA, MTR-CODE: HL 16 CVH CA, 04/1992⇒	11,9X758Ld 6PK1420 6PK1635 6PK995
1.6 i 16V	07/92-12/93	L1E, L1K	66	1597	CT728 CT728K1	ALT, AC ALT, PS ALT, PS, AC ALT CA CA, MTR-CODE: ZH18 ZETEC E	6PK1530 6PK1815 6PK1900 6PK915
1.8 D	11/90-12/93	RTE, RTF, RTH	44	1753	CT901(SET) CT901K1	ALT, ⇒05/1991 ALT, 05/1991⇒, ⇒12/1991 ALT, AC ALT, PS ALT, 01/1992⇒ CA CA	3PK648 3PK675 5PK1010 5PK1010 6PK915
1.8 i 16V	02/92-12/93	RDA	77	1796	CT728 CT728K1	ALT, AC ALT, PS ALT, PS, AC ALT CA CA, MTR-CODE: ZH18 ZETEC E	6PK1530 6PK1815 6PK1900 6PK915
	01/92-12/93	RQB	96		CT728 CT728K1	ALT, AC ALT, PS ALT, PS, AC ALT CA CA, MTR-CODE: ZH18 ZETEC E	6PK1530 6PK1815 6PK1900 6PK915
1.8 TD	03/92-12/93	RFD, RFK	66	1753	CT901(SET) CT901K1	ALT CA CA	3PK675
<b>P 100 II</b>							
1.8 TD	10/87-12/92	RFA	55	1753	CT901(SET) CT901K1	CA CA	
<b>PUMA (EC_)</b>							
1.4 16V	11/97-10/00	FHD, FHF	66	1388	CT881 CT881K2 CT881K4	ALT ALT, PS ALT, AC ALT, AC, PS, ⇒08/1999 CA CA, 05/1998⇒ CA, ⇒04/1998	6PK1180 6PK1767 6PK1775 6PK1930
1.6 16V	08/00-06/02	L1W	76	1596	CT881 CT881K2	ALT, PS ALT, PS, AC CA CA	6PK1755 6PK1930
1.7 16V	03/97-06/02	MHA, MHB	92	1679	CT881	ALT, (-AC) ALT, (AC), ⇒08/1999 CA	6PK1750 6PK1930

**FORD**






## FORD

### PUMA (EC\_)

↔ 2.5 TDCi 4x4	05/06-	WLAA	105	2499		ALT AC CA	2XAVX13X1100 AVX13X1000
					<b>CT1151</b>		
2.5 TDdi	05/06-	WLAA	105	2499		ALT AC CA	2XAVX13X1100 AVX13X1000
					<b>CT1151</b>		
3.0 TDCi	05/06-	WEAT	115	2953		ALT AC CA	2XAVX13X1100 AVX13X1000
					<b>CT1151</b>		
3.0 TDCi 4x4	05/06-	WEAT	115	2953		ALT AC CA	2XAVX13X1100 AVX13X1000
					<b>CT1151</b>		

### RANGER (TU\_)

2.2	03/02-09/05		78	2184		PS ALT AC CA CA	AVX13X825 AVX13X950 AVX13X950
					<b>CT774 CT774K1</b>		
2.5 D	10/99-04/02	WL	57	2500		ALT AC CA	2XAVX13X1100 AVX13X1000
					<b>CT1020</b>		
2.5 D 4x4	10/99-04/02	WL	57	2500		ALT AC CA	2XAVX13X1100 AVX13X1000
					<b>CT1020</b>		
2.5 TD	04/02-06/06		62	2500		ALT AC CA	2XAVX13X1100 AVX13X1000
					<b>CT1020</b>		
2.5 TD 4x4	10/99-06/06	WL-T	80	2500		ALT AC CA	2XAVX13X1100 AVX13X1000
					<b>CT1020</b>		
	04/02-06/06		62			ALT AC CA	2XAVX13X1100 AVX13X1000
					<b>CT1020</b>		
2.5 TDdi	04/02-09/05		86	2499		AC ALT, 2x CA	AVX13X1000 AVX13X1100
					<b>CT1020</b>		
2.5 TDdi 4x4	04/02-09/05		86	2499		AC ALT, 2x CA	AVX13X1000 AVX13X1100
					<b>CT1020</b>		

### SCORPIO I (GAE, GGE)

1.8	04/85-02/92	REC	66	1796		AC, ⇨08/1988, ENGINE: OHC ALT, (PS), ⇨04/1989, ENGINE: OHC ALT, ENGINE: OHC, FOR ALT: 70A, FOR ALT: 90A, ⇨04/1989, 2X ALT, 04/1989⇨, ⇨11/1989, ENGINE: DOHC, (AUTOM) ALT, 04/1989⇨, ENGINE: DOHC ALT, AC, 04/1989⇨, ENGINE: DOHC ALT, PS, 04/1989⇨, ENGINE: DOHC ALT, PS, 04/1989⇨, ENGINE: DOHC ALT, PS, AC, 04/1989⇨, ENGINE: DOHC ALT, ENGINE: OHC, ⇨04/1989, FOR ALT: 55A AC, 08/1988⇨, ⇨04/1989, ENGINE: OHC CA	11,9X1013Ld 11,9X1183Ld 11,9X885Ld 6PK1230 6PK1256 6PK1560 6PK1815 6PK1820 6PK1965 AVX10X913 AVX10X975
					<b>CT687</b>		
2.0	04/85-08/89	N8D, NEL	77	1993		AC, ⇨08/1988, ENGINE: OHC ALT, (PS), ⇨04/1989, ENGINE: OHC ALT, ENGINE: OHC, FOR ALT: 70A, FOR ALT: 90A, ⇨04/1989, 2X ALT, 04/1989⇨, ENGINE: DOHC, (AUTOM) ALT, 04/1989⇨, ENGINE: DOHC ALT, AC, 04/1989⇨, ENGINE: DOHC ALT, PS, 04/1989⇨, ENGINE: DOHC ALT, PS, 04/1989⇨, ENGINE: DOHC ALT, PS, AC, 04/1989⇨, ENGINE: DOHC ALT, ENGINE: OHC, FOR ALT: 55A, ⇨04/1989 AC, 08/1988⇨, ⇨04/1989, ENGINE: OHC CA	11,9X1013Ld 11,9X1183Ld 11,9X885Ld 6PK1230 6PK1256 6PK1560 6PK1815 6PK1820 6PK1965 AVX10X913 AVX10X975
					<b>CT687</b>		
2.0 i	10/85-12/90	NRC	74	1993		AC, ⇨08/1988, ENGINE: OHC ALT, (PS), ⇨04/1989, ENGINE: OHC ALT, ENGINE: OHC, FOR ALT: 70A, FOR ALT: 90A, ⇨04/1989, 2X ALT, 04/1989⇨, ⇨11/1989, ENGINE: DOHC, (AUTOM) ALT, 04/1989⇨, ENGINE: DOHC ALT, AC, 04/1989⇨, ENGINE: DOHC ALT, PS, 04/1989⇨, ENGINE: DOHC	11,9X1013Ld 11,9X1183Ld 11,9X885Ld 6PK1230 6PK1256 6PK1560 6PK1815
					<b>CT687</b>		





# FORD

## SCORPIO I (GAE, GGE)

					ALT, PS, 04/1989⇒, ENGINE: DOHC ALT, PS, AC, 04/1989⇒, ENGINE: DOHC ALT, ENGINE: OHC, FOR ALT: 50A, ⇒04/1989 AC, 08/1988⇒, ⇒04/1989, ENGINE: OHC CA	6PK1820 6PK1965 AVX10X913 AVX10X975
	04/85-02/92	NRA, NRI	85		<b>CT687</b> AC, ⇒08/1988, ENGINE: OHC ALT, (PS), ⇒04/1989, ENGINE: OHC ALT, ENGINE: OHC, FOR ALT: 70A, FOR ALT: 90A, ⇒04/1989, 2X ALT, 04/1989⇒, ⇒11/1989, ENGINE: DOHC, (AUTOM) ALT, 04/1989⇒, ENGINE: DOHC ALT, AC, 04/1989⇒, ENGINE: DOHC ALT, PS, 04/1989⇒, ENGINE: DOHC ALT, PS, AC, 04/1989⇒, ENGINE: DOHC ALT, ENGINE: OHC, FOR ALT: 55A, ⇒04/1989 AC, 08/1988⇒, ⇒04/1989, ENGINE: OHC CA CA	11,9X1013Ld 11,9X1183Ld 11,9X885Ld 6PK1230 6PK1256 6PK1560 6PK1820 6PK1965 AVX10X913 AVX10X975
	02/92-09/94				<b>CT687</b> <b>CT687K1</b> ALT, (AUTOM) ALT ALT, (MANL) ALT, AC ALT, PS, 04/1992⇒ ALT, PS, ⇒04/1992 ALT, PS, AC, 04/1992⇒ ALT, PS, AC, ⇒04/1992	6PK1230 6PK1230 6PK1275 6PK1560 6PK1795 6PK1820 6PK1950 6PK1965
	05/89-09/94	N9D	88	1998	ALT, (AUTOM) ALT ALT, (MANL) ALT, AC ALT, PS ALT, PS, AC	6PK1230 6PK1230 6PK1275 6PK1560 6PK1820 6PK1950 6PK1965
2.4 i	10/88-02/92	ARD	92	2394	AC PS, WP, Ø 140 mm PS, WP, Ø 113 mm ALT	11,9X1013Ld 2XAVX13X1200 AVX13X1160 AVX13X900
	09/86-09/88	ARC	96		AC PS, WP, Ø 140 mm PS, WP, Ø 113 mm ALT	11,9X1013Ld 2XAVX13X1200 AVX13X1160 AVX13X900
2.4 i KAT	10/88-09/94	ARD	92	2394	AC PS, WP, Ø 140 mm PS, WP, Ø 113 mm ALT	11,9X1013Ld 2XAVX13X1200 AVX13X1160 AVX13X900
2.5 D	12/85-02/92	STR	51	2498	VACP PS ALT AC	AVX10X680 AVX13X1025 AVX13X1150 AVX13X950
2.5 TD	08/93-09/94	SCB	85	2500	VACP PS ALT AC	AVX10X680 AVX13X1025 AVX13X1150 AVX13X950
	06/88-07/93	SFA, SFB	68	2498	VACP PS ALT AC	AVX10X680 AVX13X1025 AVX13X1150 AVX13X950
2.8 i	04/85-11/86	PRE	110	2792	AC WP, PS, ⇒09/1986 WP, PS, Ø 140 mm, 09/1986⇒ WP, PS, Ø 113 mm, 09/1986⇒, 2X ALT	11,9X1036Ld 2XAVX13X1175 2XAVX13X1200 AVX13X1160 AVX13X900
2.8 i 4x4	10/85-11/86	PRE	110	2792	AC WP, PS, ⇒09/1986 WP, PS, Ø 140 mm, 09/1986⇒ WP, PS, Ø 113 mm, 09/1986⇒, 2X ALT	11,9X1036Ld 2XAVX13X1175 2XAVX13X1200 AVX13X1160 AVX13X900
2.9 i	09/86-09/94	BRE, BRF, BRD	107	2933	AC WP, PS, Ø 140 mm AC, (CAT) AIRC WP, PS, Ø 113 mm, 2X ALT	11,9X1013Ld 2XAVX13X1200 AVX10X1000 AVX10X888 AVX13X1160 AVX13X900
		BRC	110		AC WP, PS, Ø 140 mm AC, (CAT)	11,9X1013Ld 2XAVX13X1200 AVX10X1000



## FORD

### SCORPIO I (GAE, GGE)

					AIRC WP, PS, Ø 113 mm, 2X ALT	AVX10X888 AVX13X1160 AVX13X900
2.9 i 24V	04/91-09/94	BOA	143	2933	AC, ⇒08/1992 AC, 08/1992⇒ ALT, PS	4PK962 4PK985 6PK1413
2.9 i 4x4	05/88-02/93	BRE, BRF, BRD	107	2933	AC WP, PS, Ø 140 mm AC, (CAT) AIRC WP, PS, Ø 113 mm, 2X ALT	11,9X1013Ld 2XAVX13X1200 AVX10X1000 AVX10X888 AVX13X1160 AVX13X900
	09/86-09/94	BRC	110		AC WP, PS, Ø 140 mm AC, (CAT) AIRC WP, PS, Ø 113 mm, 2X ALT	11,9X1013Ld 2XAVX13X1200 AVX10X1000 AVX10X888 AVX13X1160 AVX13X900
2.9 i KAT	10/87-09/94	BRE	107	2933	AC WP, PS, Ø 140 mm AC, (CAT) AIRC WP, PS, Ø 113 mm, 2X ALT	11,9X1013Ld 2XAVX13X1200 AVX10X1000 AVX10X888 AVX13X1160 AVX13X900

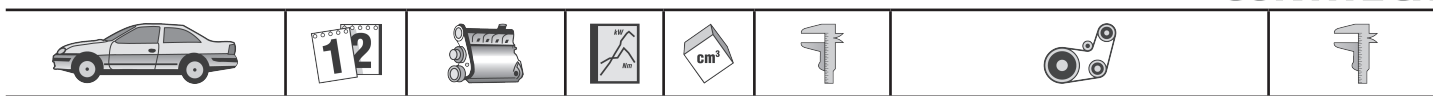
### SCORPIO I Kombi (GGE)

2.0 i	09/91-09/94	N9F	85	1998	ALT, (AUTOM) ALT ALT, (MANL) ALT, AC ALT, PS, 04/1992⇒ ALT, PS, ⇒04/1992 ALT, PS, AC, 04/1992⇒ ALT, PS, AC, ⇒04/1992	6PK1230 6PK1230 6PK1275 6PK1560 6PK1795 6PK1820 6PK1950 6PK1965
		N9D	88		ALT, (AUTOM) ALT ALT, (MANL) ALT, AC ALT, PS, 04/1992⇒ ALT, PS, ⇒04/1992 ALT, PS, AC, 04/1992⇒ ALT, PS, AC, ⇒04/1992	6PK1230 6PK1230 6PK1275 6PK1560 6PK1795 6PK1820 6PK1950 6PK1965
2.4 i	09/91-09/94	ARD	92	2394	AC PS, WP, Ø 140 mm PS, WP, Ø 113 mm ALT	11,9X1013Ld 2XAVX13X1200 AVX13X1160 AVX13X900
2.5 TD	09/91-07/93	SFA, SFB	68	2498	VACP PS ALT AC	AVX10X680 AVX13X1025 AVX13X1150 AVX13X950
		08/93-09/94	SCB	85	2500	VACP PS ALT AC
2.9 24V	08/93-09/94	BOA	143	2933	AC, 08/1992⇒ ALT, PS	4PK985 6PK1413
2.9 i	09/91-09/94	BRE, BRF, BRD	107	2933	AC WP, PS, Ø 140 mm AC, (CAT) AIRC WP, PS, Ø 113 mm, 2X ALT	11,9X1013Ld 2XAVX13X1200 AVX10X1000 AVX10X888 AVX13X1160 AVX13X900
		05/88-02/93	BRE, BRF, BRD	107	2933	AC WP, PS, Ø 140 mm AC, (CAT) AIRC WP, PS, Ø 113 mm, 2X ALT

### SCORPIO I Stufenheck (GGE)

2.0 i	05/89-02/92	N9B	92	1998	ALT	AVX10X913
	02/92-09/94	N9F	85		ALT, (AUTOM)	6PK1230
					ALT	6PK1230
					ALT, (MANL) ALT, AC ALT, PS, 04/1992⇒ ALT, PS, ⇒04/1992 ALT, PS, AC, 04/1992⇒ ALT, PS, AC, ⇒04/1992	6PK1275 6PK1560 6PK1795 6PK1820 6PK1950 6PK1965
05/89-09/94	N9D	88		ALT	6PK1256	





## FORD

### SCORPIO I Stufenheck (GGE)

						ALT, AC ALT, PS ALT, PS, AC	6PK1560 6PK1820 6PK1965
2.4 i	10/88-10/94	ARD	92	2394		AC PS, WP, Ø 140 mm PS, WP, Ø 113 mm ALT	11,9X1013Ld 2XAVX13X1200 AVX13X1160 AVX13X900
2.5 D	12/89-12/94	STR	51	2498		VACP PS ALT AC	AVX10X680 AVX13X1025 AVX13X1150 AVX13X950
2.5 TD	08/93-09/94	SCB	85	2500		VACP PS ALT AC	AVX10X680 AVX13X1025 AVX13X1150 AVX13X950
	06/88-07/93	SFA, SFB	68	2498		VACP PS ALT AC	AVX10X680 AVX13X1025 AVX13X1150 AVX13X950
2.9 i	09/86-12/94	BRE, BRF, BRD	107	2933		AC WP, PS, Ø 140 mm AC, (CAT) AIRC WP, PS, Ø 113 mm, 2X ALT	11,9X1013Ld 2XAVX13X1200 AVX10X1000 AVX10X888 AVX13X1160 AVX13X900
2.9 i 24V	04/91-09/94	BOA	143	2933		AC, ⇨08/1992 AC, 08/1992⇨ ALT, PS	4PK962 4PK985 6PK1413
2.9 i 4x4	12/89-10/94	BRE, BRF, BRD	107	2933		AC WP, PS, Ø 140 mm AC, (CAT) AIRC WP, PS, Ø 113 mm, 2X ALT	11,9X1013Ld 2XAVX13X1200 AVX10X1000 AVX10X888 AVX13X1160 AVX13X900

### SCORPIO II (GFR, GGR)

2.0 i	10/94-08/98	NSD	85	1998		ALT, WP, PS, (-AC) ALT, WP, PS, AC	6PK1755 6PK1900
2.0 i 16V	10/94-08/98	N3A	100	1998		ALT, WP, PS, (-AC) ALT, WP, PS, AC	6PK1755 6PK1900
2.3 i 16V	06/96-08/98	Y5A	108	2295		ALT, WP, PS, (-AC) ALT, WP, PS, AC, (AUTOM) ALT, WP, PS, AC, (MANL)	6PK1755 6PK1900 6PK2040
2.5 TD	10/94-08/98	SCC	85	2500		ALT, (-AC), 09/1996⇨	7PK1910
	09/96-08/98	VM	92			ALT, (-AC)	7PK1910
2.9 i	02/95-08/98	BRG	110	2933		AC ALT	4PK1010 6PK1380
2.9 i 24V	10/94-08/98	BOB	152	2933		AC ALT	4PK1010 6PK1380

### SCORPIO II Kombi (GMR, GGR)

2.0 i	10/94-08/98	NSD	85	1998		ALT, WP, PS, (-AC) ALT, WP, PS, AC	6PK1755 6PK1900
2.0 i 16V	10/94-08/98	N3A	100	1998		ALT, WP, PS, (-AC) ALT, WP, PS, AC	6PK1755 6PK1900
2.3 i 16V	06/96-08/98	Y5A	108	2295		ALT, WP, PS, (-AC) ALT, WP, PS, AC, (AUTOM) ALT, WP, PS, AC, (MANL)	6PK1755 6PK1900 6PK2040
2.5 TD	10/94-08/98	SCC	85	2500		ALT, (-AC), 09/1996⇨	7PK1910
	09/96-08/98	VM	92			ALT, (-AC)	7PK1910
2.9 i	02/95-08/98	BRG	110	2933		AC ALT	4PK1010 6PK1380
2.9 i 24V	10/94-08/98	BOB	152	2933		AC ALT	4PK1010 6PK1380

### SIERRA (GBG, GB4)

1.6	01/87-02/93	LSE	55	1597		ALT CA CA, MTR-CODE: TL16 OHC CA, (ECO) CA, MTR-CODE: HL16 CVH, ⇨04/1992 CA, MTR-CODE: HL16 CVH, 05/1992⇨	AVX10X913
	01/88-02/93	LSF	53			ALT CA CA, MTR-CODE: TL16 OHC CA, (ECO) CA, MTR-CODE: HL16 CVH, ⇨04/1992 CA, MTR-CODE: HL16 CVH, 05/1992⇨	AVX10X913
1.6 i	10/89-02/93	L6B	59	1597		ALT, ENGINE: CVH ALT, ENGINE: OHC CA, ENGINE: OHC	AVX10X775 AVX10X913



**FORD**

SIERRA (GBG, GB4)



					<b>CT685K1</b> <b>CT690</b> <b>CT690K1</b> <b>CT729K1</b>	CA, MTR-CODE: TL16 OHC CA, ENGINE: CVH CA, MTR-CODE: HL16 CVH, ⇒04/1992 CA, MTR-CODE: HL16 CVH, 05/1992⇒	
1.8	05/88-02/93	R2C, R6A	64	1769		ALT, FOR ALT: 70A, ENGINE: CVH, 2X ALT, PS, ENGINE: CVH, 08/1990⇒ ALT, 01/1989⇒, ENGINE: CVH, (AUTOM) ALT, 07/1991⇒, ENGINE: CVH ALT, 05/1989⇒, ENGINE: CVH CA, ENGINE: CVH	<b>11,9X885Ld</b> <b>5PK1054</b> <b>5PK775</b> <b>5PK790</b> <b>AVX10X775</b>
	10/87-09/89	RED, REF	59	1796	<b>CT576</b>  <b>CT687</b> <b>CT687K1</b>	ALT, PS, 2X ALT, FOR ALT: 70A, 2X ALT AC CA CA, MTR-CODE: TL20 OHC	<b>11,9X1171Ld</b> <b>11,9X885Ld</b> <b>AVX10X913</b> <b>AVX10X975</b>
	01/87-05/88	RED, R2A	66		<b>CT576</b> <b>CT687</b> <b>CT687K1</b>	ALT, (-PS), FOR ALT: 70A, ENGINE: CVH, 2X ALT, ENGINE: CVH ALT, ENGINE: OHC AC, ENGINE: OHC CA, MTR-CODE: R2A, CVH CA, MTR-CODE: RED, OHC CA, MTR-CODE: RED, TL18 OHC	<b>11,9X885Ld</b>  <b>AVX10X775</b> <b>AVX10X913</b> <b>AVX10X975</b>
1.8 TD	08/88-02/93	RFA, RFB, RFL	55	1753	<b>CT901(SET)</b> <b>CT901K1</b>	WP, PS ALT WP CA CA	<b>3PK1025</b> <b>3PK815</b> <b>3PK830</b>
2.0	01/87-02/93	N8C, NES	77	1993	<b>CT687</b> <b>CT687K1</b>	ALT, PS, 2X ALT, FOR ALT: 70A, 2X ALT AC CA, MTR-CODE: TL__ OHC, NES CA, MTR-CODE: TL20 OHC, NES	<b>11,9X1183Ld</b> <b>11,9X885Ld</b> <b>AVX10X913</b> <b>AVX10X975</b>
2.0 4x4	01/90-02/93	N9C	92	1998		ALT, WP, (AUTOM) ALT, WP, MTR-CODE: EFI ALT, WP ALT, WP, AC ALT, WP, PS, (AUTOM) ALT, WP, PS, MTR-CODE: EFI ALT, PS, WP, AC AC, (4WD)	<b>6PK1230</b> <b>6PK1230</b> <b>6PK1270</b> <b>6PK1560</b> <b>6PK1820</b> <b>6PK1820</b> <b>6PK1965</b> <b>AVX10X913</b>
			88			ALT, WP, (AUTOM) ALT, WP, MTR-CODE: EFI ALT, WP ALT, WP, AC ALT, WP, PS, (AUTOM) ALT, WP, PS, MTR-CODE: EFI ALT, PS, WP, AC AC, (4WD)	<b>6PK1230</b> <b>6PK1230</b> <b>6PK1270</b> <b>6PK1560</b> <b>6PK1820</b> <b>6PK1820</b> <b>6PK1965</b> <b>AVX10X913</b>
2.0 i	01/90-02/93	N9C	92	1998		ALT, WP, (AUTOM) ALT, WP, MTR-CODE: EFI ALT, WP ALT, WP, AC ALT, WP, PS, (AUTOM) ALT, WP, PS, MTR-CODE: EFI ALT, PS, WP, AC AC, (4WD)	<b>6PK1230</b> <b>6PK1230</b> <b>6PK1270</b> <b>6PK1560</b> <b>6PK1820</b> <b>6PK1820</b> <b>6PK1965</b> <b>AVX10X913</b>
	01/87-02/93	N4A, N4I	85	1993	<b>CT687</b> <b>CT687K1</b>	ALT, PS, 2X ALT, FOR ALT: 70A, 2X ALT AC CA CA, MTR-CODE: TL20 OHC	<b>11,9X1183Ld</b> <b>11,9X885Ld</b> <b>AVX10X913</b> <b>AVX10X975</b>
	01/90-02/93	N9C	88	1998		ALT, WP, (AUTOM) ALT, WP, MTR-CODE: EFI ALT, WP ALT, WP, AC ALT, WP, PS, (AUTOM) ALT, WP, PS, MTR-CODE: EFI ALT, PS, WP, AC AC, (4WD)	<b>6PK1230</b> <b>6PK1230</b> <b>6PK1270</b> <b>6PK1560</b> <b>6PK1820</b> <b>6PK1820</b> <b>6PK1965</b> <b>AVX10X913</b>
	01/87-12/89	NE5, NEJ	74	1993	<b>CT687</b>	ALT, PS, 2X ALT, FOR ALT: 70A, 2X ALT AC CA	<b>11,9X1183Ld</b> <b>11,9X885Ld</b> <b>AVX10X913</b> <b>AVX10X975</b>





<b>FORD</b>							
<b>SIERRA (GBG, GB4)</b>							
2.0 i DOHC	12/91-02/93	N9E	85	1998	<b>CT687K1</b>	CA, MTR-CODE: TL20 OHC ALT ALT, AC ALT, PS ALT, PS, AC	6PK1230 6PK1560 6PK1820 6PK1965
2.0 i KAT	01/87-02/93	N4B	74	1993	<b>CT687</b> <b>CT687K1</b>	ALT, PS, 2X ALT, FOR ALT: 70A, 2X ALT AC CA CA, MTR-CODE: TL20 OHC	11,9X1183Ld 11,9X885Ld AVX10X913 AVX10X975
2.3 D	01/87-09/89	YTR, YTT	49	2304		VACP PS, FAN ALT, WP FAN	AVX10X680 AVX13X1025 AVX13X1150 AVX13X875
2.9 i	08/88-02/93	B4B, B4C	107	2935		AC ALT ALT, PS	11,9X1013Ld 11,9X1042Ld AVX13X900
<b>SIERRA Kombi (BNC)</b>							
1.6	08/82-12/86	LCS, LCT, LSD	55	1593	<b>CT685</b> <b>CT685K1</b> <b>CT687</b>	ALT, ⇒10/1984 ALT, 10/1984⇒ CA CA, MTR-CODE: TL16 OHC CA, (ECO)	11,9X876Ld AVX10X913
1.8	10/84-12/86	REB	66	1796	<b>CT687</b> <b>CT687K1</b>	AC, ⇒05/1985, ENGINE: OHC ALT, FOR ALT: 70A, ENGINE: OHC, 2X AC, 05/1985⇒, ENGINE: OHC ALT, ENGINE: OHC CA CA, MTR-CODE: TL18 OHC	11,9X1013Ld 11,9X885Ld AVX10X1000 AVX10X913
2.0	10/85-12/86	NRD	74	1993	<b>CT687</b> <b>CT687K1</b>	ALT, PS, 2X ALT, FOR ALT: 70A, 2X AC ALT CA CA, MTR-CODE: TL20 OHC	11,9X1183Ld 11,9X885Ld AVX10X1000 AVX10X913
	08/82-12/86	NET	77		<b>CT687</b> <b>CT687K1</b>	AC, ⇒05/1985 ALT, PS, ⇒10/1984 ALT, PS, 10/1984⇒, 2X ALT, ⇒10/1984 ALT, FOR ALT: 70A, 10/1984⇒, 2X AC, 05/1985⇒ ALT, 10/1984⇒ CA CA, MTR-CODE: TL20 OHC	11,9X1013Ld 11,9X1171Ld 11,9X1183Ld 11,9X876Ld 11,9X885Ld AVX10X1000 AVX10X913
	03/85-12/86	NR2, NRB	85		<b>CT687</b> <b>CT687K1</b>	AC, ⇒05/1985 ALT, PS, 2X ALT, FOR ALT: 70A, 2X AC, 05/1985⇒ ALT CA CA, MTR-CODE: TL20 OHC	11,9X1013Ld 11,9X1183Ld 11,9X885Ld AVX10X1000 AVX10X913
	08/82-10/84	NYT	66	1999	<b>CT687</b> <b>CT687K1</b>	ALT, 01/1984⇒, 2X ALT PS CA CA, MTR-CODE: TL20 OHC	11,9X1036Ld AVX10X1000 AVX13X1225
2.3	08/82-12/86	YYT	84	2294		ALT, 10/1984⇒, 2X AC, 10/1984⇒ PS, WP, 10/1984⇒ ALT, ⇒10/1984 PS, ⇒10/1984 ALT, 10/1984⇒, (PS)	11,9X1036Ld 11,9X1036Ld 2XAVX13X1175 AVX10X1000 AVX13X1225 AVX13X900
2.3 D	08/82-12/86	YTT	49	2304		WP VACP, 07/1984⇒ VACP, ⇒07/1984 PS ALT, FAN, 2X	AVX10X1060 AVX10X710 AVX10X725 AVX10X925 AVX10X940
2.8 i 4x4	08/82-12/86	PR6	105	2792		ALT, 10/1984⇒, 2X AC, 10/1984⇒ PS, WP, 10/1984⇒ ALT, ⇒10/1984 ALT, 10/1984⇒, (PS)	11,9X1036Ld 11,9X1036Ld 2XAVX13X1175 AVX10X1000 AVX13X1225 AVX13X900
2.8 XR4i	08/82-12/86	PR6	105	2792		ALT, 10/1984⇒, 2X AC, 10/1984⇒ PS, WP, 10/1984⇒ ALT, ⇒10/1984	11,9X1036Ld 11,9X1036Ld 2XAVX13X1175 AVX10X1000

**FORD**




**FORD**

**SIERRA Kombi (BNC)**

						ALT, 10/1984⇒, (PS)	AVX13X1225 AVX13X900
--	--	--	--	--	--	---------------------	-------------------------

**SIERRA Kombi (BNG)**

1.6	01/88-02/93	LSF	53	1597	CT685 CT685K1 CT687 CT690K1 CT729K1	ALT CA CA, MTR-CODE: TL16 OHC CA, (ECO) CA, MTR-CODE: HL16 CVH, ⇒04/1992 CA, MTR-CODE: HL16 CVH, 05/1992⇒	AVX10X913
	01/87-02/93	LSE	55		CT685 CT685K1 CT687 CT690K1 CT729K1	ALT CA CA, MTR-CODE: TL16 OHC CA, (ECO) CA, MTR-CODE: HL16 CVH, ⇒04/1992 CA, MTR-CODE: HL16 CVH, 05/1992⇒	AVX10X913
1.6 i	10/89-02/93	L6B	59	1598	CT685 CT685K1 CT690 CT690K1 CT729K1	ALT, ENGINE: CVH ALT, ENGINE: OHC CA, ENGINE: OHC CA, MTR-CODE: TL16 OHC CA, ENGINE: CVH CA, MTR-CODE: HL16 CVH, ⇒04/1992 CA, MTR-CODE: HL16 CVH, 05/1992⇒	AVX10X775 AVX10X913
1.8	05/88-02/93	R2C, R6A	64	1769	CT576	ALT, FOR ALT: 70A, ENGINE: CVH, 2X ALT, PS, ENGINE: CVH, 08/1990⇒ ALT, 01/1989⇒, ENGINE: CVH, (AUTOM) ALT, 07/1991⇒, ENGINE: CVH ALT, 05/1989⇒, ENGINE: CVH CA, ENGINE: CVH	11,9X885Ld 5PK1054 5PK775 5PK790 AVX10X775
	10/87-05/88	RED, REF	59	1796	CT687 CT687K1	ALT, FOR ALT: 70A, ENGINE: OHC, 2X ALT, ENGINE: OHC AC, ENGINE: OHC CA CA, MTR-CODE: TL18 OHC	11,9X885Ld AVX10X913 AVX10X975
	01/87-05/88	RED, R2A	66		CT576 CT687 CT687K1	ALT, (-PS), FOR ALT: 70A, ENGINE: CVH, 2X ALT, ENGINE: CVH ALT, ENGINE: OHC AC, ENGINE: OHC CA, MTR-CODE: R2A, CVH CA, MTR-CODE: RED, OHC CA, MTR-CODE: RED, TL18 OHC	11,9X885Ld AVX10X775 AVX10X913 AVX10X975
1.8 TD	08/88-02/93	RFA, RFB, RFL	55	1753	CT901(SET) CT901K1	WP, PS ALT WP CA CA	3PK1025 3PK815 3PK830
2.0	01/87-02/93	N8C, NES	77	1993	CT687 CT687K1	ALT, PS, 2X ALT, FOR ALT: 70A, 2X ALT AC CA, MTR-CODE: TL__ OHC, NES CA, MTR-CODE: TL20 OHC, NES	11,9X1183Ld 11,9X885Ld AVX10X913 AVX10X975
2.0 4x4	05/89-02/93	N9C	92	1998		ALT, WP, (AUTOM) ALT, WP, MTR-CODE: EFI ALT, WP ALT, WP, AC ALT, WP, PS, (AUTOM) ALT, WP, PS, MTR-CODE: EFI ALT, PS, WP, AC AC, (4WD)	6PK1230 6PK1230 6PK1270 6PK1560 6PK1820 6PK1820 6PK1965 AVX10X913
	02/90-02/93		88			ALT, WP, (AUTOM) ALT, WP, MTR-CODE: EFI ALT, WP ALT, WP, AC ALT, WP, PS, (AUTOM) ALT, WP, PS, MTR-CODE: EFI ALT, PS, WP, AC AC, (4WD)	6PK1230 6PK1230 6PK1270 6PK1560 6PK1820 6PK1820 6PK1965 AVX10X913
2.0 i	05/89-02/93	N9C	92	1998		ALT, WP, (AUTOM) ALT, WP, MTR-CODE: EFI ALT, WP ALT, WP, AC ALT, WP, PS, (AUTOM) ALT, WP, PS, MTR-CODE: EFI ALT, PS, WP, AC AC, (4WD)	6PK1230 6PK1230 6PK1270 6PK1560 6PK1820 6PK1820 6PK1965 AVX10X913
	01/87-02/93	N4A, N4I	85	1993		ALT, PS, 2X ALT, FOR ALT: 70A, 2X	11,9X1183Ld 11,9X885Ld





<b>FORD</b>							
<b>SIERRA Kombi (BNG)</b>							
						ALT AC CA CA	AVX10X913 AVX10X975
	05/89-02/93	N9C	88	1998	CT687 CT687K1	ALT, WP, (AUTOM) ALT, WP, MTR-CODE: EFI ALT, WP ALT, WP, AC ALT, WP, PS, (AUTOM) ALT, WP, PS, MTR-CODE: EFI ALT, PS, WP, AC AC, (4WD)	6PK1230 6PK1230 6PK1270 6PK1560 6PK1820 6PK1820 6PK1965 AVX10X913
	01/87-02/93	NE5, NEJ	74	1993	CT687 CT687K1	ALT, PS, 2X ALT, FOR ALT: 70A, 2X ALT AC CA CA, MTR-CODE: TL20 OHC	11,9X1183Ld 11,9X885Ld AVX10X913 AVX10X975
2.0 i DOHC	12/91-02/93	N9E	85	1998		ALT ALT, AC ALT, PS ALT, PS, AC	6PK1230 6PK1560 6PK1820 6PK1965
2.0 i KAT	01/87-02/93	N4B	74	1993	CT687 CT687K1	ALT, PS, 2X ALT, FOR ALT: 70A, 2X ALT AC CA CA, MTR-CODE: TL20 OHC	11,9X1183Ld 11,9X885Ld AVX10X913 AVX10X975
2.3 D	01/87-02/93	YTR	49	2304		VACP PS, FAN ALT, WP FAN	AVX10X680 AVX13X1025 AVX13X1150 AVX13X875
2.8 4x4	01/87-08/88	PRG	110	2792		ALT	AVX10X1000
2.9 4x4	08/88-02/93	B4B, B4C	107	2936		AC PS, WP ALT, (PS)	11,9X1013Ld 2XAVX13X1200 AVX13X900
<b>SIERRA Schrägheck (GBC)</b>							
1.3	08/82-12/86	JCT	44	1294	CT685 CT685K1	ALT, ⇨08/1984 ALT, 08/1984⇨ CA CA, MTR-CODE: TL13 OHC	11,9X876Ld AVX10X913
1.6	08/82-12/86	LCS, LCT, LSD	55	1593	CT685 CT685K1 CT687	ALT, ⇨10/1984 ALT, 10/1984⇨ CA CA, MTR-CODE: TL16 OHC CA, (ECO)	11,9X876Ld AVX10X913
	08/84-12/86	LSD	58	1597	CT685 CT685K1 CT687 CT687K1	ALT CA CA, MTR-CODE: TL16 OHC CA CA	AVX10X913
1.8	10/84-12/86	REB	66	1796	CT687 CT687K1	AC, ⇨05/1985, ENGINE: OHC ALT, FOR ALT: 70A, ENGINE: OHC, 2X AC, 05/1985⇨, ENGINE: OHC ALT, ENGINE: OHC CA CA, MTR-CODE: TL18 OHC	11,9X1013Ld 11,9X885Ld AVX10X1000 AVX10X913
2.0	10/85-12/86	NRD	74	1993	CT687 CT687K1	ALT, PS, 2X ALT, FOR ALT: 70A, 2X AC ALT CA CA, MTR-CODE: TL20 OHC	11,9X1183Ld 11,9X885Ld AVX10X1000 AVX10X913
	08/82-12/86	NET	77		CT687 CT687K1	AC, ⇨05/1985 ALT, PS, ⇨10/1984 ALT, PS, 10/1984⇨, 2X ALT, ⇨10/1984 ALT, FOR ALT: 70A, 10/1984⇨, 2X AC, 05/1985⇨ ALT, 10/1984⇨ CA CA, MTR-CODE: TL20 OHC	11,9X1013Ld 11,9X1171Ld 11,9X1183Ld 11,9X876Ld 11,9X885Ld AVX10X1000 AVX10X913
	08/82-10/84	NYT	66	1999	CT687 CT687K1	ALT, 01/1984⇨, 2X ALT PS CA CA, MTR-CODE: TL20 OHC	11,9X1036Ld AVX10X1000 AVX13X1225
2.0 i	03/85-12/86	NR2, NRB	85	1993	CT687 CT687K1	AC, ⇨05/1985	11,9X1013Ld

**FORD**





## FORD

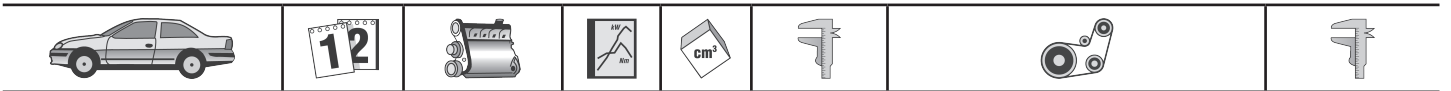
### SIERRA Schrägheck (GBC)

						ALT, PS, 2X ALT, FOR ALT: 70A, 2X AC, 05/1985⇒ ALT CA CA, MTR-CODE: TL20 OHC	11,9X1183Ld 11,9X885Ld AVX10X1000 AVX10X913
2.3	08/82-12/86	YYT	84	2294	CT687 CT687K1	ALT, 01/1984⇒, ⇒12/1986, 2X AC, 10/1984⇒, ⇒12/1986 PS, WP, 10/1984⇒, ⇒12/1986 ALT, ⇒10/1984 PS, ⇒10/1984 ALT, 10/1984⇒, ⇒12/1986, (PS)	11,9X1036Ld 11,9X1036Ld 2XAVX13X1175 AVX10X1000 AVX13X1225 AVX13X900
2.3 D	08/82-12/86	YTT	49	2304		WP VACP, 07/1984⇒ VACP, ⇒07/1984 PS ALT, FAN, 2X	AVX10X1060 AVX10X710 AVX10X725 AVX10X925 AVX10X940
2.8 XR 4x4	02/85-12/86	PRT	110	2792		AC PS, WP ALT, (PS)	11,9X1036Ld 2XAVX13X1175 AVX13X900
2.8 XR4i	08/82-12/86	PRT	110	2792		ALT, 10/1984⇒, 2X AC, 10/1984⇒ PS, WP, 10/1984⇒ ALT, ⇒10/1984 PS, ⇒10/1984 ALT, 10/1984⇒, (PS)	11,9X1036Ld 11,9X1036Ld 2XAVX13X1175 AVX10X1000 AVX13X1225 AVX13X900
			PR6	105			ALT, 10/1984⇒, 2X AC, 10/1984⇒ PS, WP, 10/1984⇒ ALT, ⇒10/1984 ALT, 10/1984⇒, (PS)

### SIERRA Schrägheck (GBC, GBG)

1.6	01/87-02/93	LSE	55	1597	CT685 CT685K1 CT687 CT690K1 CT729K1	ALT CA CA, MTR-CODE: TL16 OHC CA, (ECO) CA, MTR-CODE: HL16 CVH, ⇒04/1992 CA, MTR-CODE: HL16 CVH, 05/1992⇒	AVX10X913
	01/88-02/93	LSF	53		CT685 CT685K1 CT687 CT690K1 CT729K1	ALT CA CA, MTR-CODE: TL16 OHC CA, (ECO) CA, MTR-CODE: HL16 CVH, ⇒04/1992 CA, MTR-CODE: HL16 CVH, 05/1992⇒	AVX10X913
1.6 i	10/89-02/93	L6B	59	1598	CT685 CT685K1 CT690 CT690K1 CT729K1	ALT, ENGINE: CVH ALT, ENGINE: OHC CA, ENGINE: OHC CA, MTR-CODE: TL16 OHC CA, ENGINE: CVH CA, MTR-CODE: HL16 CVH, ⇒04/1992 CA, MTR-CODE: HL16 CVH, 05/1992⇒	AVX10X775 AVX10X913
1.8	05/88-02/93	R2C, R6A	64	1769		ALT, FOR ALT: 70A, ENGINE: CVH, 2X ALT, PS, ENGINE: CVH, 08/1990⇒ ALT, 01/1989⇒, ENGINE: CVH, (AUTOM) ALT, 07/1991⇒, ENGINE: CVH ALT, 05/1989⇒, ENGINE: CVH CA, ENGINE: CVH	11,9X885Ld 5PK1054 5PK775 5PK790 AVX10X775
	10/87-05/88	RED, REF	59	1796	CT576	ALT, PS, 2X ALT, FOR ALT: 70A, 2X ALT AC CA CA, MTR-CODE: TL20 OHC	11,9X1171Ld 11,9X885Ld AVX10X913 AVX10X975
	01/87-05/88	RED, R2A	66		CT576 CT687 CT687K1	ALT, (-PS), FOR ALT: 70A, ENGINE: CVH, 2X ALT, ENGINE: CVH ALT, ENGINE: OHC AC, ENGINE: OHC CA, MTR-CODE: R2A, CVH CA, MTR-CODE: RED, OHC CA, MTR-CODE: RED, TL18 OHC	11,9X885Ld AVX10X775 AVX10X913 AVX10X975
1.8 TD	08/88-02/93	RFA, RFB, RFL	55	1753	CT901(SET) CT901K1	WP, PS ALT WP CA CA	3PK1025 3PK815 3PK830
2.0	01/87-02/93	N8C, NES	77	1993		ALT, PS, 2X	11,9X1183Ld





<b>FORD</b>							
<b>SIERRA Schrägheck (GBC, GBG)</b>							
						ALT, FOR ALT: 70A, 2X ALT AC CA, MTR-CODE: TL__ OHC, NES CA, MTR-CODE: TL20 OHC, NES	11,9X885Ld AVX10X913 AVX10X975
2.0 16V Cosworth 4x4	01/90-02/93	N5D	162	1993	CT687 CT687K1	ALT, PS, 08/1990⇒ PS, ⇒08/1990 ALT, ⇒08/1990, 2X AC CA	6PK1413 AVX10X900 AVX10X913 AVX10X990
2.0 16V Cosworth 4x4 KAT	01/90-02/93	N5C	162	1993	CT775	ALT, PS, 08/1990⇒ PS, ⇒08/1990 ALT, ⇒08/1990, 2X AC CA	6PK1413 AVX10X900 AVX10X913 AVX10X990
2.0 4x4	10/91-03/93	N9C	88	1998	CT775	ALT ALT, AC ALT, PS, 04/1992⇒ ALT, PS, ⇒04/1992 ALT, PS, AC, 04/1992⇒ ALT, PS, AC, ⇒04/1992	6PK1230 6PK1560 6PK1805 6PK1820 6PK1950 6PK1965
2.0 i	01/87-02/93	N4A, N4I	85	1993	CT687 CT687K1	ALT, PS, 2X ALT, FOR ALT: 70A, 2X ALT AC CA CA, MTR-CODE: TL20 OHC	11,9X1183Ld 11,9X885Ld AVX10X913 AVX10X975
	06/89-02/93	N9C	88	1998		ALT, WP, (AUTOM) ALT, WP, MTR-CODE: EFI ALT, WP ALT, WP, AC ALT, WP, PS, (AUTOM) ALT, WP, PS, MTR-CODE: EFI ALT, PS, WP, AC AC, (4WD)	6PK1230 6PK1230 6PK1270 6PK1560 6PK1820 6PK1820 6PK1965 AVX10X913
		N8A	80			ALT, (AUTOM) ALT, PS, (AUTOM)	6PK1230 6PK1820
		N9B	92			ALT ALT, AC ALT, PS, 04/1992⇒ ALT, PS, ⇒04/1992 ALT, PS, AC, 04/1992⇒ ALT, PS, AC, ⇒04/1992	6PK1230 6PK1560 6PK1805 6PK1820 6PK1950 6PK1965
	01/87-02/93	NE5, NEJ	74	1993	CT687 CT687K1	ALT, PS, 2X ALT, FOR ALT: 70A, 2X ALT AC CA CA, MTR-CODE: TL20 OHC	11,9X1183Ld 11,9X885Ld AVX10X913 AVX10X975
2.0 i DOHC	12/91-02/93	N9E	85	1998		ALT ALT, AC ALT, PS ALT, PS, AC	6PK1230 6PK1560 6PK1820 6PK1965
2.0 i KAT	01/87-02/93	N4B	74	1993	CT687 CT687K1	ALT, PS, 2X ALT, FOR ALT: 70A, 2X ALT AC CA CA, MTR-CODE: TL20 OHC	11,9X1183Ld 11,9X885Ld AVX10X913 AVX10X975
2.0 RS Cosworth	11/87-01/90	N5B	150	1993	CT775	PS ALT, 2X AC CA	AVX10X900 AVX10X913 AVX10X990
2.3 D	01/87-09/89	YTR	49	2304		VACP PS, FAN ALT, WP FAN	AVX10X680 AVX13X1025 AVX13X1150 AVX13X875
2.8 i XR 4x4	01/87-08/88	PRG	110	2792		AC PS, ⇒04/1987 PS, 04/1987⇒ ALT, (PS)	11,9X1042Ld AVX13X1175 AVX13X1200 AVX13X900
2.9 i	08/88-02/93	B4B, B4C	107	2936		AC, 01/1990⇒ AC, ⇒12/1989 PS, WP ALT	11,9X1013Ld 11,9X1036Ld 2XAVX13X1200 AVX13X900
2.9 i XR 4x4	08/88-02/93	B4A	110	2936		AC, 01/1990⇒ AC, ⇒12/1989 PS, WP	11,9X1013Ld 11,9X1036Ld 2XAVX13X1200



## FORD

### SIERRA Schrägheck (GBC, GBG)

		B4B, B4C	107			ALT AC, 01/1990⇒ AC, ⇒12/1989 PS, WP ALT	AVX13X900 11,9X1013Ld 11,9X1036Ld 2XAVX13X1200 AVX13X900
--	--	----------	-----	--	--	--	--

### S-MAX

1.6 EcoBoost	02/11-		118	1596		ALT CA	6PK1555
1.6 TDCi	02/11-		85	1560	CT881	ALT, (-AC) ALT, (AC)	6PK800 6PK962
1.8 TDCi	05/06-	QYWA	92	1753		ALT ALT, (Denso), FOR ALT: 150A, OE-NO 6G9N-10300-UD, OPT ALT, (Denso), FOR ALT: 150A, OE-NO 6G9N-10300-UD	6PK1685 AP9045 AP9046 VD1039
	01/07-	FFWA	74		CT983 CT983K1	CA CA	AP9045 AP9046
2.0	05/06-	AOWA, AOWB	107	1999		ALT, PS, AC	6PK2196
2.0 Flexifuel	05/06-	TBWA, TBWB	107	1999		ALT	6PK2196
2.0 TDCi	05/06-	AZWA	96	1997		ALT, AC ALT, (Bosch), FOR ALT: 150A, OE-NO 6G9N-10300-XC	6PK1205 AP9023
					CT1091 CT1091K1 CT1091WP1	CA, WP CA, WP CA, WP	
		QXWA, QXWB, QXWC, UFWA	103			ALT, ⇒03/2010 ALT, 03/2010⇒ ALT, (Bosch), FOR ALT: 150A, OE-NO 6G9N-10300-XC	6PK1205 6PK1244 AP9023
					CT1091 CT1091K1 CT1091WP1 CT1140 CT1140K1	CA, ⇒03/2010 CA, ⇒03/2010 CA, ⇒03/2010 CA, 03/2010⇒ CA, 03/2010⇒	
	11/07-	TYWA, KLWA	85			ALT ALT, (Bosch), FOR ALT: 150A, OE-NO 6G9N-10300-XC	6PK1205 AP9023
					CT1091 CT1091K1 CT1091WP1	CA CA CA	
	03/10-	TXWA	120			ALT CA CA	6PK1244
					CT1140 CT1140K1	CA CA	
	05/06-	UKWA, AZWC	100			ALT CA CA CA	6PK1205
					CT1091 CT1091K1 CT1091WP1	CA CA CA	
2.2 TDCi	03/08-	Q4WA	129	2179		ALT ALT, (Bosch), FOR ALT: 156A, OE-NO 6G9N 10300 ADA, 6G9N 10300 ADB, ALT- No: 0 121 615 021	6PK1743 AP9023
					CT1142 CT1142K1	CA CA	
	07/10-	KNWA	147			ALT CA CA	6PK1743
					CT1142 CT1142K1	CA CA	
2.3	07/07-	SEWA	118	2261		ALT	6PK2245
2.5 ST	05/06-	HUWA	162	2521		ALT AC CA CA	5PK1095 5PK628 ELAST
					CT979 CT979K3	CA CA	

### STREET KA

1.6	05/03-07/05	CDRA, CDRB	70	1599		ALT, (-AC), 12/2002⇒, ⇒12/2005 ALT, (AC)	6PK1705 6PK2196
-----	-------------	------------	----	------	--	---	--------------------

### TAUNUS (GBFK)

1300	08/70-02/76		40	1285		ALT CA	AVX10X865
1600	08/70-02/76	LCJ	53	1593		ALT CA	AVX10X865
			65	1576		ALT CA	AVX10X865
2000 V6	08/70-02/76		66	1981		ALT PS	AVX10X1000 AVX13X1275




**FORD**

<b>FORD</b>							
<b>TAUNUS (GBTK)</b>							
↔ 1300	01/70-05/75	JAC	40	1297		ALT	AVX10X865
1600	01/74-05/75	LAD	50	1593	CT685	CA	AVX10X865
	01/70-05/75	LCJ	53		CT685	ALT	AVX10X865
	08/70-02/76		65	1576	CT685	CA	AVX10X865
2000 V6	08/70-02/76		66	1981		ALT, WP, FAN CA	AVX10X1000 AVX13X1275
<b>TAUNUS (GBTS, GBFS, CBTS)</b>							
1.3	05/75-07/79	JAC	40	1297		ALT	AVX10X865
1.3 (CBTS)	09/76-07/79		40	1285	CT685	CA	AVX10X865
						CA	AVX10X865
1.6	05/75-07/79	LAD	50	1593	CT685	ALT	AVX10X865
		LCJ	53		CT685	CA	AVX10X865
2.0	05/75-07/79	NYR	66	1999		ALT	AVX10X1000
2.3	05/75-07/79	YYF	79	2294		PS	AVX13X1275
						PS	AVX10X1000 AVX13X1275
<b>TAUNUS '80 Turnier (GBNS)</b>							
1.3	07/79-07/82		46	1297		ALT	AVX10X865
1.6	07/79-07/82	LAR	51	1593	CT685	CA	11,9X868Ld
		LCJ	54		CT685	ALT	11,9X868Ld
2.0	07/79-07/82	NER	74	1993		ALT, PS	11,9X1042Ld
					CT687 CT687K1	ALT CA CA, MTR-CODE: TL20 OHC	11,9X868Ld
		NWR	66	1999		ALT	11,9X985Ld
						PS	AVX13X1250
<b>TAUNUS 12M</b>							
1.2	12/51-02/63		28	1164		DYN, WP, FAN	AVX10X1075
1.5	07/59-02/63		40	1487		ALT, WP, FAN	AVX10X1100
						DYN, WP, FAN	AVX10X1075
						ALT, WP, FAN	AVX10X1100
<b>TAUNUS 12M (11G)</b>							
1.2	08/66-06/71		33	1168		DYN, WP, FAN	AVX10X1075
1.3	08/66-06/71	TV13L	37	1305		ALT, WP, FAN	AVX10X1100
						DYN, WP, FAN	AVX10X1075
						ALT, WP, FAN	AVX10X1100
1.5	08/66-06/71	TV15H	40	1498		DYN, WP, FAN	AVX10X1075
						ALT, WP, FAN	AVX10X1100
<b>TAUNUS 12M (12G)</b>							
1.3	08/66-06/71	KL13L	37	1298		DYN, WP, FAN	AVX10X1075
						ALT, WP, FAN	AVX10X1100
<b>TAUNUS 12M (P4)</b>							
1.2	07/62-04/67		29	1168		DYN, WP, FAN	AVX10X1075
1.5	07/62-04/67		37	1487		ALT, WP, FAN	AVX10X1100
						DYN, WP, FAN	AVX10X1075
						ALT, WP, FAN	AVX10X1100
1.5 TS	12/62-04/67		40	1487		DYN, WP, FAN	AVX10X1075
						ALT, WP, FAN	AVX10X1100
			48			DYN, WP, FAN	AVX10X1075
						ALT, WP, FAN	AVX10X1100
<b>TAUNUS 12M Coupe (13G)</b>							
1.3	08/66-06/71	TV13L	37	1305		DYN, WP, FAN	AVX10X1075
						ALT, WP, FAN	AVX10X1100
<b>TAUNUS 12M Coupe (P4)</b>							
1.5 TS	12/62-04/67		37	1487		DYN, WP, FAN	AVX10X1075
			40			ALT, WP, FAN	AVX10X1100
						DYN, WP, FAN	AVX10X1075
			48			ALT, WP, FAN	AVX10X1100
						DYN, WP, FAN	AVX10X1075
						ALT, WP, FAN	AVX10X1100
<b>TAUNUS 12M Turnier</b>							
1.2	05/53-02/63		28	1164		DYN, WP, FAN	AVX10X1075
						ALT, WP, FAN	AVX10X1100
<b>TAUNUS 12M Turnier (15G)</b>							
1.3	09/66-06/71	TV13L	37	1305		DYN, WP, FAN	AVX10X1075
						ALT, WP, FAN	AVX10X1100
<b>TAUNUS 12M Turnier (P4)</b>							
1.2	04/63-04/67		29	1175		DYN, WP, FAN	AVX10X1075





## FORD

### TAUNUS 12M Turnier (P4)

↩	1.5	04/63-04/67		37	1487		ALT, WP, FAN	AVX10X1100
							DYN, WP, FAN	AVX10X1075
							ALT, WP, FAN	AVX10X1100

### TAUNUS 15M

1.5	12/54-09/58		40	1487		DYN, WP, FAN	AVX10X1075
						ALT, WP, FAN	AVX10X1100

### TAUNUS 15M (21G)

1.5	08/66-06/71	TV15H	40	1498		DYN, WP, FAN	AVX10X1075
						ALT, WP, FAN	AVX10X1100

### TAUNUS 15M (22G)

1.5	08/66-06/71	TV15H	40	1498		DYN, WP, FAN	AVX10X1075
						ALT, WP, FAN	AVX10X1100

### TAUNUS 15M (28G)

1.5 XL/RS	01/68-06/71	TV15H	40	1498		DYN, WP, FAN	AVX10X1075
	08/66-06/71	TV15HC	48			DYN, WP, FAN	AVX10X1075
						ALT, WP, FAN	AVX10X1100
1.7 XL/RS	01/68-06/71	TV17H	51	1699		DYN, WP, FAN	AVX10X1075
	07/68-06/71	TV17HC	55			DYN, WP, FAN	AVX10X1075
						ALT, WP, FAN	AVX10X1100

### TAUNUS 15M (29G)

1.5 XL/RS	01/68-06/71	TV15H	40	1498		DYN, WP, FAN	AVX10X1075
	08/66-06/71	TV15HC	48			DYN, WP, FAN	AVX10X1100
						ALT, WP, FAN	AVX10X1075
						ALT, WP, FAN	AVX10X1100

### TAUNUS 15M Coupe (23G)

1.5	01/68-06/71	TV15H	40	1498		DYN, WP, FAN	AVX10X1075
	08/66-06/71	TV15HC	48			DYN, WP, FAN	AVX10X1100
						ALT, WP, FAN	AVX10X1100
1.7	01/68-06/71	TV17H	51	1699		DYN, WP, FAN	AVX10X1075
	07/68-06/71	TV17HC	55			DYN, WP, FAN	AVX10X1075
						ALT, WP, FAN	AVX10X1100

### TAUNUS 15M Turnier (25G)

1.5	09/66-07/71	TV15H	40	1498		DYN, WP, FAN	AVX10X1075
						ALT, WP, FAN	AVX10X1100

### TAUNUS 17M

1.7	08/57-11/60		44	1687		DYN, WP, FAN	AVX10X1100
						ALT, WP, FAN	AVX10X1125

### TAUNUS 17M (21)

1.5	09/64-10/68		44	1488		DYN, WP, FAN	AVX10X1100
						ALT, WP, FAN	AVX10X1125
1.7	09/64-10/68		48	1688		DYN, WP, FAN	AVX10X1100
						ALT, WP, FAN	AVX10X1125
			51			DYN, WP, FAN	AVX10X1100
						ALT, WP, FAN	AVX10X1125

### TAUNUS 17M (31F)

1.5	07/67-04/74		44	1488		DYN, WP, FAN	AVX10X1100
						ALT, WP, FAN	AVX10X1125
1.7	07/67-04/74		48	1688		DYN, WP, FAN	AVX10X1100
						ALT, WP, FAN	AVX10X1125
			51			DYN, WP, FAN	AVX10X1100
						ALT, WP, FAN	AVX10X1125
	12/67-04/74		55			DYN, WP, FAN	AVX10X1100
						ALT, WP, FAN	AVX10X1125
1.8	12/67-04/74		60	1797		DYN, WP, FAN	AVX10X1100
						ALT, WP, FAN	AVX10X1125
2.0	12/67-04/74		63	1985		DYN, ENGINE: OHV	AVX10X735
						ALT, ENGINE: OHV	AVX10X850
						ALT, ENGINE: OHC	AVX10X865
			66			DYN, WP, FAN	AVX10X1100
						ALT, WP, FAN	AVX10X1125

### TAUNUS 17M (32F)

1.5	07/67-04/74		44	1488		DYN, WP, FAN	AVX10X1100
						ALT, WP, FAN	AVX10X1125
1.7	07/67-04/74		48	1688		DYN, WP, FAN	AVX10X1100
						ALT, WP, FAN	AVX10X1125
			51			DYN, WP, FAN	AVX10X1100
						ALT, WP, FAN	AVX10X1125
	08/68-04/74		55			DYN, WP, FAN	AVX10X1100
						ALT, WP, FAN	AVX10X1125
1.8	08/68-04/74		60	1797		DYN, WP, FAN	AVX10X1100
						ALT, WP, FAN	AVX10X1125
2.0	12/67-04/74		66	1985		DYN, WP, FAN	AVX10X1215
						ALT, WP, FAN	AVX10X1238

### TAUNUS 17M (P3)

1.5	09/60-01/65		40	1487		DYN, WP, FAN	AVX10X1100
-----	-------------	--	----	------	--	--------------	------------




**FORD**

<b>FORD</b>							
<b>TAUNUS 17M (P3)</b>							
↔						ALT, WP, FAN	AVX10X1125
1.7 S	09/60-01/65		48	1687		DYN, WP, FAN ALT, WP, FAN	AVX10X1100 AVX10X1125
<b>TAUNUS 17M Coupe (33F)</b>							
1.7	07/67-04/74		51	1688		DYN, WP, FAN ALT, WP, FAN	AVX10X1100 AVX10X1125
	08/68-04/74		55			DYN, WP, FAN ALT, WP, FAN	AVX10X1100 AVX10X1125
1.8	08/68-04/74		60	1797		DYN, WP, FAN ALT, WP, FAN	AVX10X1100 AVX10X1125
2.0	12/67-04/74		66	1985		DYN, WP, FAN ALT, WP, FAN	AVX10X1215 AVX10X1238
<b>TAUNUS 17M Coupe (P3)</b>							
1.7 S	11/61-01/65		55	1745		DYN, WP, FAN ALT, WP, FAN	AVX10X1100 AVX10X1125
<b>TAUNUS 17M Turnier</b>							
1.7	08/57-11/60		44	1687		DYN, WP, FAN ALT, WP, FAN	AVX10X1100 AVX10X1125
<b>TAUNUS 17M Turnier (21)</b>							
1.5	11/64-10/67		44	1488		DYN, WP, FAN ALT, WP, FAN	AVX10X1100 AVX10X1125
1.7	11/64-10/67		51	1688		DYN, WP, FAN ALT, WP, FAN	AVX10X1100 AVX10X1125
<b>TAUNUS 17M Turnier (35F)</b>							
1.5	09/67-04/74		44	1488		DYN, WP, FAN ALT, WP, FAN	AVX10X1100 AVX10X1125
1.7	09/67-04/74		48	1688		DYN, WP, FAN ALT, WP, FAN	AVX10X1100 AVX10X1125
	01/68-04/74		55			DYN, WP, FAN ALT, WP, FAN	AVX10X1100 AVX10X1125
<b>TAUNUS 17M Turnier (36F)</b>							
1.7	09/67-04/74		48	1688		DYN, WP, FAN ALT, WP, FAN	AVX10X1100 AVX10X1125
	08/68-04/74		55			DYN, WP, FAN ALT, WP, FAN	AVX10X1100 AVX10X1125
1.8	01/68-04/74		60	1797		DYN, WP, FAN ALT, WP, FAN	AVX10X1100 AVX10X1125
2.0	01/68-04/74		66	1985		DYN, WP, FAN ALT, WP, FAN	AVX10X1215 AVX10X1238
<b>TAUNUS 17M Turnier (P3)</b>							
1.5	12/60-01/65		40	1487		DYN, WP, FAN ALT, WP, FAN	AVX10X1100 AVX10X1125
1.7 S	12/60-01/65		48	1687		DYN, WP, FAN ALT, WP, FAN	AVX10X1100 AVX10X1125
<b>TAUNUS 20M</b>							
2.0	11/64-10/68		63	1985		DYN, WP, FAN ALT, WP, FAN	AVX10X1215 AVX10X1250
2.0 TS	11/64-10/68		66	1985		DYN, WP, FAN ALT, WP, FAN	AVX10X1215 AVX10X1250
<b>TAUNUS 20M (41F)</b>							
2.0	07/67-04/74		63	1985		DYN, WP, FAN ALT, WP, FAN	AVX10X1215 AVX10X1238
			66			FAN ALT, 01/1970⇒ ALT, ⇨12/1969	AVX10X1000 AVX10X1175 AVX10X1225
2.3	07/67-04/74		79	2274		FAN ALT, 01/1970⇒ ALT, ⇨12/1969	AVX10X1000 AVX10X1175 AVX10X1225
<b>TAUNUS 20M (42F)</b>							
2.0	07/67-04/74		63	1985		DYN, WP, FAN ALT, WP, FAN	AVX10X1215 AVX10X1238
			66			DYN, WP, FAN ALT, WP, FAN	AVX10X1215 AVX10X1238
2.3	07/67-04/74		79	2274		DYN, WP, FAN ALT, WP, FAN	AVX10X1215 AVX10X1238
<b>TAUNUS 20M Coupe (43F)</b>							
2.3	07/67-04/74		79	2274		DYN, WP, FAN ALT, WP, FAN	AVX10X1215 AVX10X1238
<b>TAUNUS 20M Turnier</b>							
2.0	11/64-10/68		63	1985		DYN, WP, FAN ALT, WP, FAN	AVX10X1215 AVX10X1250
<b>TAUNUS 20M Turnier (46F)</b>							
2.0	09/67-04/74		63	1985		DYN, WP, FAN ALT, WP, FAN	AVX10X1215 AVX10X1238
	07/67-04/74		66			DYN, WP, FAN ALT, WP, FAN	AVX10X1215 AVX10X1238
2.3	01/68-04/74		79	2274		DYN, WP, FAN ALT, WP, FAN	AVX10X1215 AVX10X1238





## FORD

### TAUNUS 20M XL (51F)

↔ 2.0	01/68-04/74		63	1985		ALT, WP, FAN	AVX10X1000
	07/67-04/74		66			FAN ALT, 01/1970⇒ ALT, ⇒12/1969	AVX10X1000 AVX10X1175 AVX10X1225
2.3	07/67-04/74		79	2274		FAN ALT, 01/1970⇒ ALT, ⇒12/1969	AVX10X1000 AVX10X1175 AVX10X1225

### TAUNUS 20M XL (52F)

2.0	01/68-04/74		63	1985		ALT, WP, FAN	AVX10X1000
	07/67-04/74		66			ALT, WP, FAN	AVX10X1000
2.3	07/67-04/74		79	2274		ALT, WP, FAN	AVX10X1000

### TAUNUS 20M XL Coupe (53F)

2.0	07/67-04/74		66	1985		ALT, WP, FAN	AVX10X1000
2.3	07/67-04/74		79	2274		ALT, WP, FAN	AVX10X1000

### TAUNUS 26M XL (52F)

2.5	10/69-04/74	TV26H	92	2520		ALT, WP, FAN	AVX10X1000
-----	-------------	-------	----	------	--	--------------	------------

### TAUNUS 26M XL Coupe (53F)

2.5	10/69-04/74	TV26H	92	2520		ALT, WP, FAN	AVX10X1000
-----	-------------	-------	----	------	--	--------------	------------

### TAUNUS '80 (GBS, GBNS)

1.3	07/79-07/82	JCC	43	1294		ALT CA	11,9X868Ld
					CT685		
1.6	07/79-07/82	LAR	51	1593		ALT CA	11,9X868Ld
					CT685		
		LCJ	54			ALT CA	11,9X868Ld
					CT685		
2.0	07/79-07/82	NER	74	1993		ALT, PS ALT CA	11,9X1042Ld 11,9X868Ld
					CT687		
		NWR	66	1999		ALT PS	11,9X985Ld AVX13X1250
2.3	07/79-07/82	YYR	84	2294		ALT PS	11,9X985Ld AVX13X1250

### TAUNUS Coupe (GBCK)

1300	08/70-02/76		40	1285		ALT CA	AVX10X865
					CT685		
1600	08/70-02/76		53	1576		ALT CA	AVX10X865
					CT685		
			65			ALT CA	AVX10X865
					CT685		
2000 V6	08/70-02/76		66	1981		ALT PS	AVX10X1000 AVX13X1275
2300 V6	08/71-02/76		79	2274		ALT PS	AVX10X1000 AVX13X1275

### TAUNUS Turnier (GBNK)

1300	08/70-02/76		40	1285		ALT CA	AVX10X865
					CT685		
1600	08/70-02/76		53	1576		ALT, WP, FAN CA	AVX10X865
					CT685		

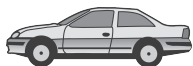
### TAUNUS Turnier (GBNS)

1.3	05/75-07/79	JAC	43	1297		ALT CA	AVX10X865
					CT685		
1.6	05/75-07/79	LAD	50	1593		ALT CA	AVX10X865
					CT685		
		LCJ	53			ALT CA	AVX10X865
					CT685		
2.0	05/75-07/79	NYR	66	1999		ALT PS	AVX10X1000 AVX13X1275

### TOURNEO CONNECT

1.8 16V	06/02-	EYPA, EYPC, EYPD	85	1796		ALT, (-AC) ALT, (AC) CA CA	6PK1973 6PK2100
						CT978 CT978K1	
1.8 Di	06/02-	BHPA, P7PA, P7PB, R2PA	55	1753		ALT, (-AC), ⇒05/2003 ALT, (-AC), 05/2003⇒ ALT, (AC), ⇒05/2007 ALT, (AC), 05/2007⇒ ALT, (Denso), FOR ALT: 110A, OE-NO 2T1U-10300-CF, FOR ALT: 120A, OE-NO 2T1U-10300-AL, R2T1U-10300-AJ, 09/2005⇒, OPT ALT, (Denso), FOR ALT: 110A, OE-NO 2T1U-10300-CF, FOR ALT: 120A, OE-NO 2T1U-10300-AL, R2T1U-10300-AJ, 09/2005⇒ INJP INJP, (AUTOM-TP)	6PK1413 6PK1460 6PK1720 6PK1743 AP9045  AP9046
						CT983 CT983K1	
1.8 TDCi	08/06-	RWPA, RWPC, RWPD	81	1753		ALT, (-AC), 05/2003⇒ ALT, (AC), ⇒05/2007	6PK1460 6PK1720





## FORD

### TOURNEO CONNECT

						ALT, (AC), 05/2007⇒ ALT, (Denso), FOR ALT: 110A, OE-NO 2T1U-10300-CF, FOR ALT: 120A, OE-NO 2T1U-10300-AL, R2T1U-10300-AJ, OPT ALT, (Denso), FOR ALT: 110A, OE-NO 2T1U-10300-CF, FOR ALT: 120A, OE-NO 2T1U-10300-AL, R2T1U-10300-AJ	<b>6PK1743</b> <b>AP9045</b>  <b>AP9046</b>
					<b>CT983</b> <b>CT983K1</b>	CA CA	
1.8 Turbo Di	06/02-	HCPA, HCPB, P9PA, P9PB, P9PC, P9PD, R3PA, RWPE, RWPF	66	1753		ALT, (-AC), ⇒05/2003 ALT, (-AC), 05/2003⇒ ALT, (AC), ⇒05/2007 ALT, (AC), 05/2007⇒ ALT, (Denso), FOR ALT: 110A, OE-NO 2T1U-10300-CF, FOR ALT: 120A, OE-NO 2T1U-10300-AL, R2T1U-10300-AJ, 09/2005⇒, OPT ALT, (Denso), FOR ALT: 110A, OE-NO 2T1U-10300-CF, FOR ALT: 120A, OE-NO 2T1U-10300-AL, R2T1U-10300-AJ, 09/2005⇒	<b>6PK1413</b> <b>6PK1460</b> <b>6PK1720</b> <b>6PK1743</b> <b>AP9045</b>  <b>AP9046</b>  <b>VD1039</b>
					<b>CT983</b> <b>CT983K1</b>	INJP INJP, (AUTOM-TP)	

### TRANSIT '55- Bus K-40 1.5

04/55-04/67

40

1487

DYN  
ALT

**AVX10X1000**  
**AVX10X1075**

### TRANSIT Bus 2.2 TDCi

04/06-

P8FA, P8FB

63

2198

PS  
PS, (AC)  
  
ALT, (AC)  
ALT, (-AC)  
ALT, PS, (-AC), 2 BELTS

**4PK922 ELAST**  
**4PK922 ELAST**  
**T1**  
**6PK1670**  
**6PK873 ELAST**  
**6PK873 ELAST**  
**T1**  
**AP9048**

ALT, (Bosch), FOR ALT: 150A, ALT-No: 0  
121 615 002

QVFA

81

PS  
PS, (AC)  
  
ALT, (AC)  
ALT, (-AC)  
ALT, PS, (-AC), 2 BELTS

**4PK922 ELAST**  
**4PK922 ELAST**  
**T1**  
**6PK1670**  
**6PK873 ELAST**  
**6PK873 ELAST**  
**T1**  
**AP9048**

ALT, (Bosch), FOR ALT: 150A, ALT-No: 0  
121 615 002

QWFA

96

PS  
PS, (AC)  
  
ALT, (AC)  
ALT, (-AC)  
ALT, PS, (-AC), 2 BELTS

**4PK922 ELAST**  
**4PK922 ELAST**  
**T1**  
**6PK1670**  
**6PK873 ELAST**  
**6PK873 ELAST**  
**T1**  
**AP9048**

ALT, (Bosch), FOR ALT: 150A, ALT-No: 0  
121 615 002

**VD1098**

10/07-

PGFA, PGFB,  
UHFA, UHFB,  
UHFC

103

PS  
PS, (AC)  
  
ALT, (AC)  
ALT, (-AC)  
ALT, PS, (-AC), 2 BELTS

**4PK922 ELAST**  
**4PK922 ELAST**  
**T1**  
**6PK1670**  
**6PK873 ELAST**  
**6PK873 ELAST**  
**T1**  
**AP9048**

ALT, (Bosch), FOR ALT: 150A, ALT-No: 0  
121 615 002

**VD1098**

10/08-

SRFA, SRFB,  
SRFC, SRFD,  
SRFE

85

PS  
PS, (AC)  
  
ALT, (AC)  
ALT, (-AC)  
ALT, PS, (-AC), 2 BELTS

**4PK922 ELAST**  
**4PK922 ELAST**  
**T1**  
**6PK1670**  
**6PK873 ELAST**  
**6PK873 ELAST**  
**T1**  
**AP9048**

ALT, (Bosch), FOR ALT: 150A, ALT-No: 0  
121 615 002

**VD1098**

2.2 TDCi [RWD]

10/11-

DRRA, DRRB,  
DRRC

74

2198

**VD1099**

FORD







# FORD

## TRANSIT Bus

		CYRA	92				VD1099
	09/11-	USRA, USRB	100				VD1099
2.4 TDCi	04/06-	JXFA, JXFC	85	2402		ALT, (-AC) ALT, (AC) ⇒10/2010	7PK2682 7PK2842 VD1099
		H9FD	103			ALT, (-AC), OE-NO 1376751 ALT, (-AC), OE-NO 1129181 ALT, (AC) ALT, (-AC), OE-NO 1129182 ⇒10/2010	7PK2682 7PK2710 7PK2842 7PK2875 VD1099
		PHFA, PHFC	74			ALT, (-AC), OE-NO 1376751 ALT, (-AC), OE-NO 1129181 ALT, (AC) ALT, (-AC), OE-NO 1129182 ⇒10/2010	7PK2682 7PK2710 7PK2842 7PK2875 VD1099
2.4 TDCi 4x4	11/06-	H9FB	103	2402		ALT, (-AC), OE-NO 1376751 ALT, (-AC), OE-NO 1129181 ALT, (AC) ALT, (-AC), OE-NO 1129182	7PK2682 7PK2710 7PK2842 7PK2875
3.2 TDCi	02/08-	SAFA, SAFB	147	3199		ALT, (-AC) ALT, (AC)	7PK2682 7PK2842

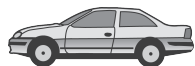
## TRANSIT Bus (72E, 73E)

1.5 1000 (72E2A)	12/68-05/73		44	1488		DYN ALT	AVX10X1000 AVX10X1075
1.5 1100 (72000)	11/65-07/71		44	1488		DYN ALT	AVX10X1000 AVX10X1075
1.5 900 (7200)	11/65-08/69		44	1488		DYN ALT	AVX10X1000 AVX10X1075
1.5 900 (7300)	11/65-05/73		44	1488		DYN ALT	AVX10X1000 AVX10X1075
1.7 (72E3C)	01/71-05/73		48	1688		DYN ALT	AVX10X1000 AVX10X1075
1.7 1000 (72E2A)	01/71-05/73		48	1688		DYN ALT	AVX10X1000 AVX10X1075
1.7 1300 (820000)	01/66-05/73		48	1688		ALT	AVX10X1340
1.7 900 (7300)	02/71-06/71		48	1688		DYN ALT	AVX10X1000 AVX10X1075
1.7 FT 100 (72E2A)	04/71-03/78	EY	48	1699		DYN ALT, ⇒10/1974 ALT, 10/1974⇒ CA	AVX10X1000 AVX10X1075 AVX10X1150
2.3 D FT 100 (72E2X)	11/71-09/78		46	2332	CT685	DYN ALT, ⇒10/1974 10/1974⇒	AVX10X1000 AVX10X1075 AVX10X1150

## TRANSIT Bus (E\_ )

2.0	09/91-09/94	NBA	66	1993		ALT CA CA, MTR-CODE: TL20 OHC	AVX10X913
2.0 (EBL, EBS, ECL, EDS, EDL, EGL, ESS, ESL, EUS)	09/95-03/00	NSF, NSG	84	1998	CT687 CT687K1	ALT ALT, PS ALT ALT, PS, AC	6PK1413 6PK1775 6PK1920 6PK1973
2.0 i (EBL, EDL, EGL, ESS, EUS)	09/91-07/94	NCA	72	1994		ALT CA CA, MTR-CODE: TL20 OHC	AVX10X913
2.5 DI (EBL, ECL, EDS, EDL)	07/94-03/00	4HB, 4HC	56	2496		ALT PS, (AC) PS, (-AC), (2.HEATER) PS, (-AC), (-2.HEATER), ⇒10/1996 PS, (-AC), (-2.HEATER), 10/1996⇒ CA, ⇒09/1997 CA, ⇒09/1997 CA, 10/1997⇒ CA, 10/1997⇒	4PK1485 6PK1432 6PK1635 AVX13X1025 AVX13X975
2.5 DI (EBL, EDL, EDS, ESL, ESS)	08/97-03/00	4ED	85	2496		ALT PS, AC PS CA, 10/1997⇒ CA	4PK1485 6PK1432 AVX13X975
2.5 DI (EBL, EDS, ESL, ESS, EUS)	08/94-03/00	4FA, 4FB, 4FC, 4FD	51	2496		ALT PS, AC CA, ⇒09/1997 CA, ⇒07/1997 CA, 10/1997⇒ CA, 07/1997⇒	4PK1511 6PK1432
2.5 DI (EBS, EDS, EDL, ESS, EUS)	08/91-07/94	4BC, 4CC, 4FA	51	2496		ALT VACP PS	4PK1485 AVX10X930 AVX13X1325





## FORD

### TRANSIT Bus (E\_)

					CT1054 CT1054K2	CA, 08/1991⇒ CA	
2.5 DI (EBS, EDS, EGL, ESS, EUS)	09/91-07/94	4DA	59	2496	CT1054 CT1054K2	ALT ALT CA CA	4PK1485 AVX13X1025
2.5 TD (EB_, ED_, ES_)	08/94-06/00	4HA, 4HD	55	2496	CT1055 CT1055K1	ALT PS, (AC) PS, (-AC), (2.HEATER) CA CA	4PK1511 6PK1432 6PK1635
2.5 TD (EBL, EDL, EDS, EGL, ESL, ESS, EUS)	01/95-03/00	4GA, 4GB, 4GC, 4GD, 4GE, 4GF	63	2496	CT1054 CT1054K2 CT1055 CT1055K1	ALT PS, (AC) PS, (-AC), (2.HEATER) PS, ⇒10/1996, (-AC), (-2.HEATER) PS, 10/1996⇒, (-AC), (-2.HEATER) CA, ⇒09/1997 CA, ⇒09/1997 CA, 10/1997⇒ CA, 10/1997⇒	4PK1485 6PK1432 6PK1635 AVX13X1025 AVX13X975
2.5 TD (EBS, EBL, ECL, EDS, EDL, ESS, EUS)	10/92-07/94	4GA, 4GB, 4GC	63	2496	CT1054 CT1054K2	ALT PS CA CA	4PK1485 AVX13X1025
2.5 TD (ECL, EDL, EDS, ESL, ESS, EUS)	07/94-03/00	4EB, 4EC	74	2496	CT1054 CT1054K2 CT1055 CT1055K1	ALT PS, AC PS, ⇒10/1996 CA, ⇒09/1997 CA, ⇒09/1997 CA, 10/1997⇒ CA, 09/1997⇒	4PK1485 6PK1432 AVX13X1025
2.5 TD (ECL, EDS, EDL, EGL, ESS, EUS)	09/91-07/94	4EA	74	2496	CT1054 CT1054K2	ALT CA CA	4PK1511

### TRANSIT Bus (FD\_, FB\_, FS\_, FZ\_, FC\_)

2.0	09/00-03/06	NSF	84	1998		ALT, (-PS), (-AC) ALT, (-PS), (AC) ALT, (PS), (-AC) ALT, (PS), (AC)	6PK1230 6PK1560 6PK1800 6PK1955
2.0 DI (F_E_, F_F_, F_G_)	08/00-05/06	D3FA	55	1998		PS, 04/2003⇒ AIRC ALT, (AC) ALT, (-AC) ALT, (-AC)	4PK711 ELAST 4PK735 6PK1635 6PK831 ELAST 6PK831 ELAST T1
		ABFA	74			PS, 04/2003⇒ AIRC ALT, (AC) ALT, (-AC) ALT, (-AC)	4PK711 ELAST 4PK735 6PK1635 6PK831 ELAST 6PK831 ELAST T1 VD1110
		F3FA	63			PS, 04/2003⇒ AIRC ALT, (AC) ALT, (-AC) ALT, (-AC)	4PK711 ELAST 4PK735 6PK1635 6PK831 ELAST 6PK831 ELAST T1
2.0 TDCi (F_F_, F_E_, F_G_)	08/02-05/06	FIFA	92	1998		PS, 04/2003⇒ AIRC ALT, (AC) ALT, (-AC) ALT, (-AC)	4PK711 ELAST 4PK735 6PK1635 6PK831 ELAST 6PK831 ELAST T2 VD1110
2.3 16V [RWD] (F_B_, F_C_, F_A_)	08/00-05/06	E5FA, E5FC	107	2295		ALT, (-AC) ALT, (AC)	6PK1780 6PK1955
2.4 DI (F_B_, F_C_, F_A_)	01/00-05/06	D2FA, D2FE, D2FB	66	2402		ALT, (-AC) ALT, AC ALT, (MAKO)	7PK2710 7PK2875 AP9053
2.4 DI [RWD] (F_B_, F_C_)	01/00-05/06	F4FA	55	2402		ALT, (-AC) ALT, (AC) ALT, (MAKO)	7PK2710 7PK2875 AP9053
2.4 DI [RWD] (F_B_, F_C_, F_A_)	01/00-05/06	D4FA	88	2402		ALT, (-AC) ALT, AC ALT, (MAKO)	7PK2710 7PK2875 AP9053
2.4 TD	08/00-08/03	F4FA	55	2402		ALT, (-AC) ALT, (AC)	7PK2710 7PK2875

**FORD**




# FORD

## TRANSIT Bus (FD\_, FB\_, FS\_, FZ\_, FC\_) ↩

2.4 TDCi	03/04-05/06	H9FA	101	2402		ALT, (MAKO) ALT, (-AC) ALT, AC	AP9053 7PK2710 7PK2875
2.4 TDdi	08/00-08/03	D4FA	88	2402		ALT, (MAKO) ALT, (-AC) ALT, (AC)	AP9053 7PK2710 7PK2875
	10/01-03/06	D2FE	66			ALT, (MAKO) ALT, (-AC) ALT, (AC)	AP9053 7PK2710 7PK2875
2.4 TDE	03/04-05/06	FXFA	85	2402		ALT, (MAKO) ALT, (-AC) ALT, AC	AP9053 7PK2710 7PK2875
2.4 TDE (F_C_, F_B_, F_A_) ↩	07/01-05/06	DOFA	92	2402		ALT, (MAKO) ALT, (-AC) ALT, AC	AP9053 7PK2710 7PK2875

## TRANSIT Bus (T\_) ↩

1.6 (TBL, TES)	12/85-01/89	LAT	46	1593		ALT, PS ALT CA	11,9X1171Ld AVX10X913
2.0 (TBS, TCL, TCS) KAT	12/85-09/92	N6T	57	1993	CT685	CA, MTR-CODE: TL16 OHC	
					CT687 CT687K1	ALT PS CA	AVX10X913 AVX13X1015
2.0 (TBS, TCL, TCS, TEL, TES)	11/85-09/92	NAV, NAT	57	1994	CT687	CA, MTR-CODE: TL20 OHC	
					CT687K1	ALT PS CA	AVX10X913 AVX13X1015
2.0 L	10/85-03/91	NAW, NAX	56	1993	CT687	CA, MTR-CODE: TL20 OHC	
					CT687K1	ALT, (PS), 2x ALT, (-PS), 2x CA	AVX10X1155 AVX10X875
2.5 D (TBS, TCL, TCS, TEL, TES)	12/85-01/89	4AB	50	2496	CT512	CA	4PK1520
					CT512K1	ALT ALT ALT VACP PS CA	AVX10X1250 AVX10X1275 AVX10X930 AVX13X1015
2.5 D (TBS, TEL, TES)	09/88-09/92	4AB, 4BA, 4CA	52	2496	CT1054	CA, 08/1991⇒	4PK1520
					CT1054K2 CT512 CT512K1	CA, 08/1991⇒ CA, ⇒08/1991 CA, ⇒08/1991	AVX10X930 AVX13X1015

## TRANSIT Bus (V\_) ↩

1.6 (VAS, VLS, VZS)	12/77-10/86	4RB	48	1593		ALT, ⇒10/1984 ALT, 10/1984⇒ CA	11,9X868Ld AVX10X913
2.0 (VAS, VBLVIL, VLS, VUL, VZS)	12/77-07/82	4RC	43	1993	CT685	CA, MTR-CODE: TL16 OHC	
					CT687 CT687K1	ALT CA	11,9X868Ld
2.0 (VAS, VIL, VLS, VUL, VZS)	11/77-10/86	4RC	57	1993	CT687	CA, MTR-CODE: TL20 OHC	
					CT687K1	ALT, 04/1981⇒, ⇒09/1981 ALT, ⇒04/1981 ALT, 09/1981⇒, ⇒11/1985 ALT, 11/1985⇒ PS, 11/1985⇒ CA	11,9X868Ld AVX10X865 AVX10X865 AVX10X913 AVX13X1015
2.0 (VAS, VLS, VZS)	11/77-10/86	4RC	55	1993	CT687	CA, MTR-CODE: TL20 OHC	
					CT687K1	ALT CA	AVX10X1325
2.4 D (VAS, VBL, VIL, VUL, VZS)	12/77-10/86	4AA	46	2358	CT663	CA, MTR-CODE: TL20 OHC	
					CT663K1	ALT, ⇒02/1984 VACP CA	AVX10X1250 AVX10X930
2.5 D (VAS, VBL, VIL, VUL, VZS)	10/83-10/86	4AB	50	2496	CT512	CA	4PK1520
					CT512K1	ALT, 11/1985⇒ ALT, ⇒11/1985 VACP PS, 11/1985⇒ CA	AVX10X1275 AVX10X930 AVX13X1015

## TRANSIT CONNECT (P65\_, P70\_, P80\_) ↩

1.8 16V	06/02-	EYPA, EYPC, EYPD	85	1796		ALT, (-AC) ALT, (AC)	6PK1973 6PK2100
---------	--------	------------------	----	------	--	-------------------------	--------------------





## FORD

### TRANSIT CONNECT (P65\_, P70\_, P80\_)

					<b>CT978</b> <b>CT978K1</b>	CA CA	
1.8 Di	06/02-	BHPA, P7PA, P7PB, R2PA	55	1753		ALT, (-AC), ⇒05/2003 ALT, (-AC), 05/2003⇒ ALT, (AC), ⇒05/2007 ALT, (AC), 05/2007⇒ ALT, (Denso), FOR ALT: 110A, OE-NO 2T1U-10300-CF, FOR ALT: 120A, OE-NO 2T1U-10300-AL, R2T1U-10300-AJ, 09/2005⇒, OPT ALT, (Denso), FOR ALT: 110A, OE-NO 2T1U-10300-CF, FOR ALT: 120A, OE-NO 2T1U-10300-AL, R2T1U-10300-AJ, 09/2005⇒ ⇒05/2006	6PK1413 6PK1460 6PK1720 6PK1743 AP9045  AP9046  VD1039
					<b>CT983</b> <b>CT983K1</b>	INJP INJP, (AUTOM-TP)	
1.8 TDCi	06/02-	HCPA, HCPB, P9PA, P9PB, P9PC, P9PD, R3PA, RWPE, RWPF	66	1753		ALT, (-AC), ⇒05/2003 ALT, (-AC), 05/2003⇒ ALT, (AC), ⇒05/2007 ALT, (AC), 05/2007⇒ ALT, (Denso), FOR ALT: 110A, OE-NO 2T1U-10300-CF, FOR ALT: 120A, OE-NO 2T1U-10300-AL, R2T1U-10300-AJ, 09/2005⇒, OPT ALT, (Denso), FOR ALT: 110A, OE-NO 2T1U-10300-CF, FOR ALT: 120A, OE-NO 2T1U-10300-AL, R2T1U-10300-AJ, 09/2005⇒ ⇒05/2006	6PK1413 6PK1460 6PK1720 6PK1743 AP9045  AP9046  VD1039
					<b>CT983</b> <b>CT983K1</b>	INJP INJP, (AUTOM-TP)	
	08/06-	RWPA, RWPC, RWPD	81			ALT, (-AC), 05/2003⇒ ALT, (AC), ⇒05/2007 ALT, (AC), 05/2007⇒ ALT, (Denso), FOR ALT: 110A, OE-NO 2T1U-10300-CF, FOR ALT: 120A, OE-NO 2T1U-10300-AL, R2T1U-10300-AJ, OPT ALT, (Denso), FOR ALT: 110A, OE-NO 2T1U-10300-CF, FOR ALT: 120A, OE-NO 2T1U-10300-AL, R2T1U-10300-AJ	6PK1460 6PK1720 6PK1743 AP9045  AP9046
					<b>CT983</b> <b>CT983K1</b>	CA CA	

### TRANSIT Kasten 2.2 TDCi

10/11-	DRFA, DRFB, DRFC, DRFD, DRFE	74	2198		PS PS, (AC)  ALT, (AC) ALT, (-AC) ALT, PS, (-AC), 2 BELTS  ALT, (Bosch), FOR ALT: 150A, ALT-No: 0 121 615 002	4PK922 ELAST 4PK922 ELAST T1 6PK1670 6PK873 ELAST 6PK873 ELAST T1 AP9048  VD1098
	CYFA, CYFB, CYFC, CYFD	92			PS PS, (AC)  ALT, (AC) ALT, (-AC) ALT, PS, (-AC), 2 BELTS  ALT, (Bosch), FOR ALT: 150A, ALT-No: 0 121 615 002	4PK922 ELAST 4PK922 ELAST T1 6PK1670 6PK873 ELAST 6PK873 ELAST T1 AP9048  VD1098
04/06-	QVFA	81			PS PS, (AC)  ALT, (AC) ALT, (-AC) ALT, PS, (-AC), 2 BELTS  ALT, (Bosch), FOR ALT: 150A, ALT-No: 0 121 615 002	4PK922 ELAST 4PK922 ELAST T1 6PK1670 6PK873 ELAST 6PK873 ELAST T1 AP9048
	QWFA	96			PS PS, (AC)  ALT, (AC) ALT, (-AC)	4PK922 ELAST 4PK922 ELAST T1 6PK1670 6PK873 ELAST

**FORD**



# FORD

## TRANSIT Kasten



					ALT, PS, (-AC), 2 BELTS ALT, (Bosch), FOR ALT: 150A, ALT-No: 0 121 615 002	6PK873 ELAST T1 AP9048 VD1098
		P8FA, P8FB	63		PS PS, (AC)  ALT, (AC) ALT, (-AC) ALT, PS, (-AC), 2 BELTS  ALT, (Bosch), FOR ALT: 150A, ALT-No: 0 121 615 002	4PK922 ELAST 4PK922 ELAST T1 6PK1670 6PK873 ELAST 6PK873 ELAST T1 AP9048 VD1098
	10/07-	PGFA, PGFB, UHFA, UHFB, UHFC	103		PS PS, (AC)  ALT, (AC) ALT, (-AC) ALT, PS, (-AC), 2 BELTS  ALT, (Bosch), FOR ALT: 150A, ALT-No: 0 121 615 002	4PK922 ELAST 4PK922 ELAST T1 6PK1670 6PK873 ELAST 6PK873 ELAST T1 AP9048 VD1098
	10/08-	SRFA, SRFB, SRFC, SRFD, SRFE	85		PS PS, (AC)  ALT, (AC) ALT, (-AC) ALT, PS, (-AC), 2 BELTS  ALT, (Bosch), FOR ALT: 150A, ALT-No: 0 121 615 002	4PK922 ELAST 4PK922 ELAST T1 6PK1670 6PK873 ELAST 6PK873 ELAST T1 AP9048 VD1098
2.2 TDCi [RWD]	10/11-	DRRA, DRRB, DRRC	74	2198	PS PS, (AC)  ALT, (AC) ALT, (-AC) ALT, PS, (-AC), 2 BELTS  ALT, (Bosch), FOR ALT: 150A, ALT-No: 0 121 615 002	4PK922 ELAST 4PK922 ELAST T1 6PK1670 6PK873 ELAST 6PK873 ELAST T1 AP9048 VD1099
		CYRA	92		PS PS, (AC)  ALT, (AC) ALT, (-AC) ALT, PS, (-AC), 2 BELTS  ALT, (Bosch), FOR ALT: 150A, ALT-No: 0 121 615 002	4PK922 ELAST 4PK922 ELAST T1 6PK1670 6PK873 ELAST 6PK873 ELAST T1 AP9048 VD1099
		CVRA, CVRB, CVRC	114		PS PS, (AC)  ALT, (AC) ALT, (-AC) ALT, PS, (-AC), 2 BELTS  ALT, (Bosch), FOR ALT: 150A, ALT-No: 0 121 615 002	4PK922 ELAST 4PK922 ELAST T1 6PK1670 6PK873 ELAST 6PK873 ELAST T1 AP9048 VD1099
2.2 TDCi 4x4	10/11-	CYRB, CYRC	92	2198	PS PS, (AC)  ALT, (AC) ALT, (-AC) ALT, PS, (-AC), 2 BELTS  ALT, (Bosch), FOR ALT: 150A, ALT-No: 0 121 615 002	4PK922 ELAST 4PK922 ELAST T1 6PK1670 6PK873 ELAST 6PK873 ELAST T1 AP9048 VD1099
2.3 16V	04/06-	GZFA, GZFC	107	2295	ALT, (-AC) ALT, (AC)	6PK2205 6PK2280
2.4 TDCi	04/06-	JXFA, JXFC	85	2402	ALT, (-AC) ALT, (AC)	7PK2682 7PK2842





<b>FORD</b>							
<b>TRANSIT Kasten</b>							
						⇒10/2010	<b>VD1099</b>
		H9FD	103			ALT, (-AC), OE-NO 1376751	<b>7PK2682</b>
						ALT, (-AC), OE-NO 1129181	<b>7PK2710</b>
						ALT, (AC)	<b>7PK2842</b>
						ALT, (-AC), OE-NO 1129182	<b>7PK2875</b>
						⇒10/2010	<b>VD1099</b>
		PHFA, PHFC	74			ALT, (-AC)	<b>7PK2682</b>
						ALT, (AC)	<b>7PK2842</b>
						⇒10/2010	<b>VD1099</b>
2.4 TDCi 4x4	11/06-	H9FB	103	2402		ALT, (-AC), OE-NO 1376751	<b>7PK2682</b>
						ALT, (-AC), OE-NO 1129181	<b>7PK2710</b>
						ALT, (AC)	<b>7PK2842</b>
						ALT, (-AC), OE-NO 1129182	<b>7PK2875</b>
3.2 TDCi	09/07-	SAFA, SAFB	147	3199		ALT, (-AC)	<b>7PK2682</b>
						ALT, (AC)	<b>7PK2842</b>
<b>TRANSIT Kasten (72E, 71E)</b>							
1.5 (72E1A)	01/71-05/73	EX	44	1498		DYN	<b>AVX10X1000</b>
						ALT	<b>AVX10X1075</b>
<b>TRANSIT Kasten (81E)</b>							
1.7 1300 (81E4SA)	03/67-07/73		48	1688		ALT	<b>AVX10X1340</b>
1.7 1300 Feuerw. (810000)	11/65-05/73		48	1688		ALT	<b>AVX10X1340</b>
<b>TRANSIT Kasten (E...)</b>							
2.0	09/91-06/94	NBA	66	1993		ALT	<b>AVX10X913</b>
					<b>CT687</b>	CA	
					<b>CT687K1</b>	CA, MTR-CODE: TL20 OHC	
2.0 (EAL, EAS)	06/94-03/00	NSF, NSG	84	1998		ALT	<b>6PK1413</b>
						ALT, PS	<b>6PK1775</b>
						ALT	<b>6PK1920</b>
						ALT, PS, AC	<b>6PK1973</b>
2.0 i (EAL, EAS)	09/91-06/94	NCA	72	1994		ALT	<b>AVX10X913</b>
					<b>CT687</b>	CA	
					<b>CT687K1</b>	CA, MTR-CODE: TL20 OHC	
2.5 DI (EAL, EAS)	05/99-03/00	4ED	85	2496		ALT	<b>4PK1511</b>
						PS, (AC)	<b>6PK1432</b>
						PS, (-AC), (2.HEATER)	<b>6PK1635</b>
					<b>CT1055</b>	CA	
					<b>CT1055K1</b>	CA	
	06/94-03/00	4HB, 4HC	56			ALT	<b>4PK1511</b>
						PS, AC	<b>6PK1432</b>
						PS, (-AC), (2.HEATER)	<b>6PK1635</b>
						PS, ⇒10/1996, (-AC), (-2.HEATER)	<b>AVX13X1025</b>
						PS, 10/1996⇒, (-AC), (-2.HEATER)	<b>AVX13X975</b>
					<b>CT1054</b>	CA, ⇒09/1997	
					<b>CT1054K2</b>	CA, ⇒07/1997	
					<b>CT1055</b>	CA, 10/1997⇒	
					<b>CT1055K1</b>	CA, 07/1997⇒	
	05/91-06/94	4BC, 4CC, 4FA	51			ALT	<b>4PK1485</b>
						PS, (AC)	<b>6PK1432</b>
						PS, (-AC), (2.HEATER)	<b>6PK1635</b>
					<b>CT1054</b>	CA	
					<b>CT1054K2</b>	CA	
	10/92-06/94	4GA	63			ALT	<b>4PK1485</b>
						PS	<b>AVX13X1025</b>
					<b>CT1054</b>	CA	
					<b>CT1054K2</b>	CA	
	06/94-03/00	4FA, 4FB, 4FC, 4FD	51			ALT	<b>4PK1511</b>
						PS, AC	<b>6PK1432</b>
						PS, (-AC), (2.HEATER)	<b>6PK1635</b>
						PS, ⇒10/1996, (-AC), (-2.HEATER)	<b>AVX13X1025</b>
						PS, 10/1996⇒, (-AC), (-2.HEATER)	<b>AVX13X975</b>
					<b>CT1054</b>	CA, ⇒09/1997	
					<b>CT1054K2</b>	CA, ⇒07/1997	
					<b>CT1055</b>	CA, 10/1997⇒	
					<b>CT1055K1</b>	CA, 07/1997⇒	
2.5 DI (EAS, EAL)	05/91-06/94	4DA	59	2496		ALT	<b>4PK1485</b>
						PS, (AC)	<b>6PK1432</b>
						PS, (-AC), (2.HEATER)	<b>6PK1635</b>
					<b>CT1054</b>	CA	
					<b>CT1054K2</b>	CA	
2.5 TD (EAL, EAS)	06/94-03/00	4GA, 4GB, 4GC, 4GD, 4GE, 4GF	63	2496		ALT	<b>4PK1485</b>
						PS, (AC)	<b>6PK1432</b>
						PS, (-AC), (2.HEATER)	<b>6PK1635</b>
						PS, (-AC), ⇒10/1996, (-2.HEATER)	<b>AVX13X1025</b>
						PS, 10/1996⇒, (-AC), (-2.HEATER)	<b>AVX13X975</b>
					<b>CT1054</b>	CA, ⇒09/1997	
					<b>CT1054K2</b>	CA, ⇒09/1997	
					<b>CT1055</b>	CA, 10/1997⇒	

**FORD**



## FORD

### TRANSIT Kasten (E\_ \_)

2.5 TD (EAS)	10/98-03/00	4HA, 4HD	55	2496	CT1055K1	CA, 10/1997⇒ ALT PS, (AC) PS, (-AC), (2.HEATER)	4PK1511 6PK1432 6PK1635
2.5 TD (EAS, EAL)	05/91-06/94	4EA	74	2496	CT1055 CT1055K1	CA CA ALT PS, AC PS, (-AC), (-2.HEATER) PS, (-AC), (-2.HEATER)	4PK1485 6PK1432 6PK1635 AVX13X1025
2.5 TDI (EAL, EAS)	06/94-03/00	4EB, 4EC	74	2496	CT1054 CT1054K2	CA CA ALT PS, (AC) PS, (-AC), (2.HEATER) PS, ⇒10/1996, (-AC), (-2.HEATER) PS, 10/1996⇒, (-AC), (-2.HEATER) CA, ⇒09/1997 CA, ⇒09/1997	4PK1485 6PK1432 6PK1635 AVX13X1025 AVX13X975
					CT1054 CT1054K2 CT1055 CT1055K1	CA, 10/1997⇒ CA, 10/1997⇒	

### TRANSIT Kasten (FA\_ \_)

2.0	09/00-03/06	NSF	84	1998		ALT, (-PS), (-AC) ALT, (-PS), (AC) ALT, (PS), (-AC) ALT, (PS), (AC)	6PK1230 6PK1560 6PK1800 6PK1955
2.0 DI (FAE_, FAF_, FAG_)	08/00-05/06	D3FA	55	1998		PS, 04/2003⇒ AIRC ALT, (AC) ALT, (-AC) ALT, (-AC)	4PK711 ELAST 4PK735 6PK1635 6PK831 ELAST 6PK831 ELAST T1
		ABFA	74			PS, 04/2003⇒ AIRC ALT, (AC) ALT, (-AC) ALT, (-AC)	4PK711 ELAST 4PK735 6PK1635 6PK831 ELAST 6PK831 ELAST T1 VD1110
		F3FA	63			PS, 04/2003⇒ AIRC ALT, (AC) ALT, (-AC) ALT, (-AC)	4PK711 ELAST 4PK735 6PK1635 6PK831 ELAST 6PK831 ELAST T1
2.0 TDCi	08/02-05/06	F1FA	92	1998		PS, 04/2003⇒ AIRC ALT, (AC) ALT, (-AC) ALT, (-AC)	4PK711 ELAST 4PK735 6PK1635 6PK831 ELAST 6PK831 ELAST T2 VD1110
2.3	03/01-03/06	E5FA E5FC	107 105	2295		ALT, (AC) ALT, (AC)	6PK1955 6PK1955
2.3 16V [RWD] (FAA_, FAB_, FAC_)	04/01-05/06	E5FA, E5FC	107	2295		ALT, (AC)	6PK1955
2.4 DI (FAA_, FAB_, FAC_, FAD_)	01/00-05/06	D2FA, D2FE, D2FB	66	2402		ALT, (-AC) ALT, AC ALT, (MAKO)	7PK2710 7PK2875 AP9053
2.4 DI [RWD] (FAA_, FAB_, FAC_, FAD_)	01/00-05/06	D4FA	88	2402		ALT, (-AC) ALT, AC ALT, (MAKO)	7PK2710 7PK2875 AP9053
		F4FA	55			ALT, (-AC) ALT, (AC) ALT, (MAKO)	7PK2710 7PK2875 AP9053
2.4 TD	08/00-08/03	F4FA	55	2402		ALT, (-AC) ALT, (AC) ALT, (MAKO)	7PK2710 7PK2875 AP9053
2.4 TD Allrad	08/00-08/03	F4FA	55	2402		ALT, (-AC) ALT, (AC) ALT, (MAKO)	7PK2710 7PK2875 AP9053
2.4 TDCi	03/04-05/06	H9FA	101	2402		ALT, (-AC) ALT, AC ALT, (MAKO)	7PK2710 7PK2875 AP9053
2.4 TDdi	08/00-08/03	D4FA	88	2402		ALT, (-AC) ALT, AC ALT, (MAKO)	7PK2710 7PK2875 AP9053
2.4 TDE	07/01-05/06	DOFA	92	2402		ALT, (-AC)	7PK2710




**FORD**
**FORD**

TRANSIT Kasten (FA_ _)						
						ALT, AC ALT, (MAKO) 7PK2875 AP9053
	03/04-05/06	FXFA	85			ALT, (-AC) ALT, AC ALT, (MAKO) 7PK2710 7PK2875 AP9053
TRANSIT Kasten (T_ _)						
1.6 (TAS)	09/85-09/92	LAT	46	1593	CT685 CT685K1	ALT PS CA CA, MTR-CODE: TL16 OHC AVX10X913 AVX13X1015
2.0	10/85-03/91	NAW	56	1993	CT687 CT687K1	ALT, (PS), 2x ALT, (-PS), 2x CA CA AVX10X1155 AVX10X875
2.0 (TAL, TAS, TGL, TWS)	09/85-09/92	NAV, NAT	57	1994	CT687 CT687K1	ALT PS CA, MTR-CODE: NAV CA, MTR-CODE: NAV AVX10X913 AVX13X1015
2.5 D (TAL, TAS, TGL, TWS)	10/88-09/91	4BA, 4CA	52	2496	CT512 CT512K1	ALT VACP PS CA, ⇨08/1991 CA 4PK1520 AVX10X930 AVX13X1015
	01/86-09/91	4AB	50		CT512 CT512K1	ALT CA CA 4PK1520
TRANSIT Kasten (V_ _)						
1.6 (WS)	11/77-10/86	4RB	48	1593	CT685 CT685K1	ALT, ⇨10/1984 ALT, 10/1984⇨ CA CA, MTR-CODE: TL16 OHC 11,9X868Ld AVX10X913
2.0 (VHL, VVS)	11/77-10/86	4RC	57	1993	CT687 CT687K1	ALT, 04/1981⇨, ⇨09/1981 ALT, ⇨04/1981 ALT, 09/1981⇨, ⇨11/1985 ALT, 11/1985⇨ PS, 11/1985⇨ CA CA, MTR-CODE: TL20 OHC 11,9X868Ld AVX10X865 AVX10X865 AVX10X913 AVX13X1015
2.0 (VVL)	11/77-10/86	4RC	55	1993	CT687 CT687K1	ALT, 04/1981⇨, ⇨09/1981 ALT, ⇨04/1981 ALT, 09/1981⇨, ⇨11/1985 ALT, 11/1985⇨ PS, 11/1985⇨ CA CA, MTR-CODE: TL20 OHC 11,9X868Ld AVX10X865 AVX10X865 AVX10X913 AVX13X1015
2.0 (VVS)	11/77-07/82	4RC	43	1993	CT687 CT687K1	ALT, 04/1981⇨, ⇨09/1981 ALT, ⇨04/1981, 09/1981⇨ CA CA, MTR-CODE: TL20 OHC 11,9X868Ld AVX10X865
2.4 D (VVS)	11/77-10/86	4AA	46	2358	CT663 CT663K1	DYN ALT ALT, 2X VACP CA, ⇨12/1984 CA, ⇨12/1984 AVX10X1175 AVX10X1270 AVX10X888 AVX10X925
2.5 D (VVL)	10/83-10/86	4AB	50	2496	CT512 CT512K1	ALT VACP CA CA AVX10X1275 AVX10X940
TRANSIT Pritsche/Fahrgestell						
2.2 TDCi	10/11-	CYFA, CYFB, CYFC, CYFD	92	2198		PS PS, (AC) ALT, (AC) ALT, (-AC) ALT, PS, (-AC), 2 BELTS ALT, (Bosch), FOR ALT: 150A, ALT-No: 0 121 615 002 4PK922 ELAST 4PK922 ELAST T1 6PK1670 6PK873 ELAST 6PK873 ELAST T1 AP9048 VD1098
	04/06-	QVFA	81			PS PS, (AC) ALT, (AC) ALT, (-AC) ALT, PS, (-AC), 2 BELTS ALT, (Bosch), FOR ALT: 150A, ALT-No: 0 4PK922 ELAST 4PK922 ELAST T1 6PK1670 6PK873 ELAST 6PK873 ELAST T1 AP9048







**FORD**

TRANSIT Pritsche/Fahrgestell



		P8FA, P8FB	63			121 615 002 PS PS, (AC)  ALT, (AC) ALT, (-AC) ALT, PS, (-AC), 2 BELTS  ALT, (Bosch), FOR ALT: 150A, ALT-No: 0 121 615 002	4PK922 ELAST 4PK922 ELAST T1 6PK1670 6PK873 ELAST 6PK873 ELAST T1 AP9048
		QWFA	96			PS PS, (AC)  ALT, (AC) ALT, (-AC) ALT, PS, (-AC), 2 BELTS  ALT, (Bosch), FOR ALT: 150A, ALT-No: 0 121 615 002	4PK922 ELAST 4PK922 ELAST T1 6PK1670 6PK873 ELAST 6PK873 ELAST T1 AP9048  VD1098
	10/07-	PGFA, PGFB, UHFA, UHFB, UHFC	103			PS PS, (AC)  ALT, (AC) ALT, (-AC) ALT, PS, (-AC), 2 BELTS  ALT, (Bosch), FOR ALT: 150A, ALT-No: 0 121 615 002	4PK922 ELAST 4PK922 ELAST T1 6PK1670 6PK873 ELAST 6PK873 ELAST T1 AP9048  VD1098
	10/08-	SRFA, SRFB, SRFC, SRFD, SRFE	85			PS PS, (AC)  ALT, (AC) ALT, (-AC) ALT, PS, (-AC), 2 BELTS  ALT, (Bosch), FOR ALT: 150A, ALT-No: 0 121 615 002	4PK922 ELAST 4PK922 ELAST T1 6PK1670 6PK873 ELAST 6PK873 ELAST T1 AP9048  VD1098
2.2 TDCi [RWD]	10/11-	DRRA, DRRB, DRRC	74	2198		PS PS, (AC)  ALT, (AC) ALT, (-AC) ALT, PS, (-AC), 2 BELTS  ALT, (Bosch), FOR ALT: 150A, ALT-No: 0 121 615 002	4PK922 ELAST 4PK922 ELAST T1 6PK1670 6PK873 ELAST 6PK873 ELAST T1 AP9048  VD1099
		CYRA	92			PS PS, (AC)  ALT, (AC) ALT, (-AC) ALT, PS, (-AC), 2 BELTS  ALT, (Bosch), FOR ALT: 150A, ALT-No: 0 121 615 002	4PK922 ELAST 4PK922 ELAST T1 6PK1670 6PK873 ELAST 6PK873 ELAST T1 AP9048  VD1099
		CVRA, CVRB, CVRC	114			PS PS, (AC)  ALT, (AC) ALT, (-AC) ALT, PS, (-AC), 2 BELTS  ALT, (Bosch), FOR ALT: 150A, ALT-No: 0 121 615 002	4PK922 ELAST 4PK922 ELAST T1 6PK1670 6PK873 ELAST 6PK873 ELAST T1 AP9048  VD1099
2.2 TDCi 4x4	10/11-	CYRB, CYRC	92	2198		PS PS, (AC)  ALT, (AC) ALT, (-AC) ALT, PS, (-AC), 2 BELTS  ALT, (Bosch), FOR ALT: 150A, ALT-No: 0	4PK922 ELAST 4PK922 ELAST T1 6PK1670 6PK873 ELAST 6PK873 ELAST T1 AP9048





# FORD

## TRANSIT Pritsche/Fahrgestell

							VD1099
2.3 16V	04/06-	GZFA, GZFC	107	2295		ALT, (-AC) ALT, (AC)	6PK2205 6PK2280
2.4 TDCi	04/06-	PHFA, PHFC	74	2402		ALT, (-AC) ALT, (AC) ⇒10/2010	7PK2682 7PK2842 VD1099
		JXFA, JXFC	85			ALT, (-AC) ALT, (AC) ⇒10/2010	7PK2682 7PK2842 VD1099
		H9FD	103			ALT, (-AC), OE-NO 1376751 ALT, (-AC), OE-NO 1129181 ALT, (AC) ALT, (-AC), OE-NO 1129182 ⇒10/2010	7PK2682 7PK2710 7PK2842 7PK2875 VD1099
2.4 TDCi 4x4	11/06-	H9FB	103	2402		PS PS, (AC)	4PK922 ELAST 4PK922 ELAST T1
						ALT, (AC) ALT, (-AC) ALT, PS, (-AC), 2 BELTS  ALT, (Bosch), FOR ALT: 150A, ALT-No: 0 121 615 002	6PK1670 6PK873 ELAST 6PK873 ELAST T1 AP9048
3.2 TDCi	09/07-	SAFA, SAFB	147	3199		ALT, (-AC) ALT, (AC)	VD1099 7PK2682 7PK2842

## TRANSIT Pritsche/Fahrgestell (E\_ )

2.0 (EME/L/S, ENE/L/S)	08/94-03/00	NSF, NSG	84	1998		ALT ALT, PS ALT ALT, PS, AC	6PK1413 6PK1775 6PK1920 6PK1973
	09/91-08/94	NCA	72	1994		ALT ALT, PS ALT ALT, PS, AC CA, MTR-CODE: TL20 OHC CA, MTR-CODE: TL20 OHC	6PK1413 6PK1775 6PK1930 6PK1973
2.5 DI (EME/L/S, ENE/L/S)	08/94-03/00	4HB, 4HC	56	2496		ALT PS, AC PS, (-AC), (2.HEATER) PS, ⇒10/1996, (-AC), (-2.HEATER) PS, 10/1996⇒, (-AC), (-2.HEATER) CA, ⇒09/1997 CA, ⇒07/1997 CA, 10/1997⇒ CA, 07/1997⇒	4PK1511 6PK1432 6PK1635 AVX13X1025 AVX13X975
					09/91-08/94	4DA	59
2.5 DI (EML, ENE/L)	05/99-03/00	4ED	85	2496		ALT PS, (AC) PS, (-AC), (2.HEATER) CA CA	4PK1511 6PK1432 6PK1635
2.5 DI (EML/S, ENL/S)	08/94-03/00	4FA, 4FB, 4FC, 4FD	51	2496		ALT PS, AC PS, (-AC), (2.HEATER) PS, ⇒10/1996, (-AC), (-2.HEATER) PS, 10/1996⇒, (-AC), (-2.HEATER) CA, ⇒09/1997 CA, ⇒07/1997 CA, 10/1997⇒ CA, 07/1997⇒	4PK1511 6PK1432 6PK1635 AVX13X1025 AVX13X975
					09/91-08/94	4BC, 4CC, 4FA	
2.5 TD (EME/L/S, ENE/L)	09/91-08/94	4EA	74	2496		ALT PS, AC PS, (-AC), (2.HEATER) PS, (-AC), (-2.HEATER) CA	4PK1485 6PK1432 6PK1635 AVX13X1025

**FORD**



# FORD

## TRANSIT Pritsche/Fahrgestell (E\_ \_)

2.5 TD (EME/L/S, ENE/L/S)	10/98-07/00	4HA, 4HD	55	2496	CT1054K2 CA	ALT PS, (AC) PS, (-AC), (2.HEATER)	4PK1511 6PK1432 6PK1635
	08/94-03/00	4GA, 4GB, 4GC, 4GD, 4GE, 4GF	63		CT1055 CT1055K1	CA CA	
					CT1054 CT1054K2 CT1055 CT1055K1	ALT PS, (AC) PS, (-AC), (2.HEATER) PS, ⇒10/1996, (-AC), (-2.HEATER) PS, 10/1996⇒, (-AC), (-2.HEATER) CA, ⇒09/1997 CA, ⇒09/1997 CA, 10/1997⇒ CA, 10/1997⇒	4PK1485 6PK1432 6PK1635 AVX13X1025 AVX13X975
		4EB, 4EC	74			CT1054 CT1054K2 CT1055 CT1055K1	ALT, MTR-CODE: 4EC, 4GC ALT, MTR-CODE: 4EB, 4ED, 4HA PS, AC PS, (-AC), (2.HEATER) PS, ⇒10/1996, (-AC), (-2.HEATER) PS, 10/1996⇒, (-AC), (-2.HEATER) CA, ⇒09/1997 CA, ⇒09/1997 CA, 10/1997⇒ CA, 09/1997⇒
11/92-08/94	4GA	63			CT1054 CT1054K2	ALT PS, AC PS CA CA	4PK1485 6PK1432 AVX13X1025

## TRANSIT Pritsche/Fahrgestell (FM\_ \_ , FN\_ \_)

2.0 DI (F_E_ , F_F_ )	08/00-05/06	D3FA	55	1998		PS, 04/2003⇒ AIRC ALT, (AC) ALT, (-AC) ALT, (-AC)	4PK711 ELAST 4PK735 6PK1635 6PK831 ELAST 6PK831 ELAST T1
		ABFA	74			PS, 04/2003⇒ AIRC ALT, (AC) ALT, (-AC) ALT, (-AC)	4PK711 ELAST 4PK735 6PK1635 6PK831 ELAST 6PK831 ELAST T1 VD1110
		F3FA	63			PS, 04/2003⇒ AIRC ALT, (AC) ALT, (-AC) ALT, (-AC)	4PK711 ELAST 4PK735 6PK1635 6PK831 ELAST 6PK831 ELAST T1
2.0 TDCi (F_E_ , F_F_ )	08/02-05/06	FIFA	92	1998		PS, 04/2003⇒ AIRC ALT, (AC) ALT, (-AC) ALT, (-AC)	4PK711 ELAST 4PK735 6PK1635 6PK831 ELAST 6PK831 ELAST T2 VD1110
2.3	03/01-03/06	E5FC	105	2295		ALT, (-AC) ALT, (AC)	6PK1775 6PK1955
2.3 16V (F_A_ , F_B_ , F_C_ , F_D_ )	04/01-05/06	E5FA, E5FC	107	2295		ALT, (AC)	6PK1955
2.4 DI (F_A_ , F_B_ , F_C_ , F_D_ )	01/00-05/06	D2FA, D2FE, D2FB	66	2402		ALT, (-AC) ALT, AC ALT, (MAKO)	7PK2710 7PK2875 AP9053
		D4FA	88			ALT, (-AC) ALT, AC ALT, (MAKO)	7PK2710 7PK2875 AP9053
		F4FA	55			ALT, (-AC) ALT, (AC) ALT, (MAKO)	7PK2710 7PK2875 AP9053
2.4 TDCi	03/04-05/06	H9FA	101	2402		ALT, (-AC) ALT, AC ALT, (MAKO)	7PK2710 7PK2875 AP9053
2.4 TDDi	08/00-08/03	D4FA	88	2402		ALT, (-AC) ALT, (AC) ALT, (MAKO)	7PK2710 7PK2875 AP9053
2.4 TDE	07/01-05/06	DOFA	92	2402		ALT, (-AC) ALT, AC	7PK2710 7PK2875




**FORD**
**FORD**

TRANSIT Pritsche/Fahrgestell (FM_, FN_) ↩						
						ALT, (MAKO) <b>AP9053</b>
	03/04-05/06	FXFA	85			ALT, (-AC) ALT, AC ALT, (MAKO) <b>7PK2710</b> <b>7PK2875</b> <b>AP9053</b>
TRANSIT Pritsche/Fahrgestell (T_) ↩						
1.6	01/78-12/88	L3C	62	1598		ALT, (PS), 2x ALT, (-PS) CA CA <b>11,9X1171Ld</b> <b>AVX10X913</b>
					<b>CT685</b> <b>CT685K1</b>	
2.0 (TTE, TTL, TTS)	01/86-09/92	NAV, NAT	57	1994		ALT PS CA <b>AVX10X913</b> <b>AVX13X1015</b>
					<b>CT687</b> <b>CT687K1</b>	CA, MTR-CODE: TL20 OHC
2.0 (TUL) KAT	11/85-09/92	N6T	57	1993		ALT, (PS) ALT, (-PS) CA, MTR-CODE: TL20 OHC <b>11,9X1171Ld</b> <b>11,9X885Ld</b>
					<b>CT687</b> <b>CT687K1</b>	CA, MTR-CODE: TL20 OHC
2.5 D (TTL, TTS, TUL, TUS, TTE) KAT	01/86-01/89	4AB	50	2496		CA CA
					<b>CT512</b> <b>CT512K1</b>	
2.5 DI (TTE, TTL, TTS, TUL)	09/88-09/92	4BA, 4CA	52	2496		ALT, 04/1991⇒ ALT, ⇒03/1991 PS, (AC) PS, (-AC), (2.HEATER) PS, (-AC), (-2.HEATER) CA, 08/1991⇒ CA, 08/1991⇒ CA, ⇒08/1991 CA, ⇒12/1991 <b>4PK1511</b> <b>4PK1520</b> <b>6PK1432</b> <b>6PK1635</b> <b>AVX13X1025</b>
					<b>CT1054</b> <b>CT1054K2</b> <b>CT512</b> <b>CT512K1</b>	
TRANSIT Pritsche/Fahrgestell (V_) ↩						
1.6 (VCS, VDS)	11/77-10/86	B	48	1593		ALT, ⇒10/1984 ALT, 11/1984⇒ CA, MTR-CODE: TL16 OHC <b>AVX10X865</b> <b>AVX13X915</b>
					<b>CT685</b> <b>CT685K1</b>	CA, MTR-CODE: TL16 OHC
2.0 (VGL, VSL, VTL)	11/77-07/82	4RC	43	1993		ALT CA <b>11,9X868Ld</b>
					<b>CT687</b> <b>CT687K1</b>	CA, MTR-CODE: TL20 OHC
2.0 (VGL, VSL, VTL, VCS, VDS)	11/77-10/86	4RC	57	1993		ALT, ⇒10/1984 ALT, 10/1984⇒ CA <b>11,9X868Ld</b> <b>AVX10X913</b>
					<b>CT687</b> <b>CT687K1</b>	CA, MTR-CODE: TL20 OHC
2.4 D (VGL, VSL, VTL, VCS, VDS)	11/77-09/85	4AA	46	2358		ALT ALT ALT ALT, 2X VACP <b>AVX10X1175</b> <b>AVX10X1250</b> <b>AVX10X1300</b> <b>AVX10X888</b> <b>AVX10X925</b>
					<b>CT663</b> <b>CT663K1</b>	CA CA
2.5 D (VGL, VSL, VTL, VCS, VDS)	10/83-10/86	4AB	50	2496		ALT VACP <b>AVX10X1275</b> <b>AVX10X940</b>
					<b>CT512</b> <b>CT512K1</b>	CA CA
TRANSIT TOURNEO						
2.2 TDCi	07/06-	QVFA	81	2198		PS PS, (AC) <b>4PK922 ELAST</b> <b>4PK922 ELAST</b> <b>T1</b> ALT, (AC) ALT, (-AC) ALT, PS, (-AC), 2 BELTS <b>6PK1670</b> <b>6PK873 ELAST</b> <b>6PK873 ELAST</b> <b>T1</b> ALT, (Bosch), FOR ALT: 150A, ALT-No: 0 121 615 002 <b>AP9048</b>
		QWFA	96			PS PS, (AC) <b>4PK922 ELAST</b> <b>4PK922 ELAST</b> <b>T1</b> ALT, (AC) ALT, (-AC) ALT, PS, (-AC), 2 BELTS <b>6PK1670</b> <b>6PK873 ELAST</b> <b>6PK873 ELAST</b> <b>T1</b> ALT, (Bosch), FOR ALT: 150A, ALT-No: 0 121 615 002 <b>AP9048</b>
	10/07-	PGFA, PGFB	103			PS PS, (AC) <b>VD1098</b> <b>4PK922 ELAST</b> <b>4PK922 ELAST</b> <b>T1</b> ALT, (AC) ALT, (-AC) ALT, PS, (-AC), 2 BELTS <b>6PK1670</b> <b>6PK873 ELAST</b> <b>6PK873 ELAST</b> <b>T1</b>




**FORD (CHANGAN)**

## FORD

### TRANSIT TOURNEO

						ALT, (Bosch), FOR ALT: 150A, ALT-No: 0 121 615 002	<b>AP9048</b>
	10/08-	SRFA, SRFB, SRFC, SRFD, SRFE	85			PS PS, (AC)  ALT, (AC) ALT, (-AC) ALT, PS, (-AC), 2 BELTS  ALT, (Bosch), FOR ALT: 150A, ALT-No: 0 121 615 002	<b>VD1098</b> <b>4PK922 ELAST</b> <b>4PK922 ELAST</b> <b>T1</b> <b>6PK1670</b> <b>6PK873 ELAST</b> <b>6PK873 ELAST</b> <b>T1</b> <b>AP9048</b>
2.5 DI	11/94-12/00	4FA, 4FB, 4FC, 4FD	51	2496		ALT, (-AC), (-2.HEATER) PS, (AC) PS, (-AC), (2.HEATER) ALT, (-AC), (-2.HEATER), ⇒10/1996 PS, (-AC), (-2.HEATER), 10/1996⇒ CA, ⇒07/1997 CA, ⇒07/1997 CA, 07/1997⇒ CA, 07/1997⇒	<b>VD1098</b> <b>4PK1511</b> <b>6PK1432</b> <b>6PK1635</b> <b>AVX13X1025</b> <b>AVX13X975</b>
		4HA, 4HB, 4HC	56			ALT, (-AC), (-2.HEATER) PS, (AC) PS, (-AC), (2.HEATER) ALT, (-AC), (-2.HEATER), ⇒10/1996 PS, (-AC), (-2.HEATER), 10/1996⇒ CA, ⇒07/1997 CA, ⇒07/1997 CA, 07/1997⇒ CA, 07/1997⇒	<b>4PK1511</b> <b>6PK1432</b> <b>6PK1635</b> <b>AVX13X1025</b> <b>AVX13X975</b>
2.5 TD	11/94-12/00	4GA, 4GB, 4GC	63	2496		ALT, (-AC), (-2.HEATER) PS, (AC) PS, (-AC), (2.HEATER) ALT, (-AC), (-2.HEATER), ⇒10/1996 PS, (-AC), (-2.HEATER), 10/1996⇒ CA, ⇒07/1997 CA, ⇒07/1997 CA, 07/1997⇒ CA, 07/1997⇒	<b>4PK1485</b> <b>6PK1432</b> <b>6PK1635</b> <b>AVX13X1025</b> <b>AVX13X975</b>
	04/98-12/00	4EB, 4EC	74			ALT, (-AC), (-2.HEATER) PS, (AC) PS, (-AC), (2.HEATER) PS, (-AC), (-2.HEATER) CA CA	<b>4PK1511</b> <b>6PK1432</b> <b>6PK1635</b> <b>AVX13X975</b>

## FORD (CHANGAN)

<b>FIESTA</b>							
1.3	02/09-		63	1349		ALT, (AC)	<b>6PK1840</b>
1.5	02/09-	ZY-VE	76	1498		ALT, (AC)	<b>6PK1840</b>
<b>FIESTA (GAF)</b>							
1.6	03/03-06/06	JL482QA	68	1598		ALT, (AC)	<b>6PK2330</b>
<b>FIESTA Stufenheck</b>							
1.5	02/09-		76	1498		ALT, (AC)	<b>6PK1840</b>
<b>FOCUS Schrägheck (CD5)</b>							
1.8	08/06-12/11	L8-DE, CAF483Q	91	1798		PS ALT	<b>5PK705 ELAST</b> <b>6PK1306</b>
2.0	08/06-12/11	LF-DE, CAF488Q	104	1999		PS ALT	<b>5PK705 ELAST</b> <b>6PK1306</b>
<b>FOCUS Stufenheck (CD4)</b>							
1.8	09/05-12/11	L8-DE, CAF483Q	91	1798		PS ALT	<b>5PK705 ELAST</b> <b>6PK1306</b>
2.0	09/05-12/11	LF-DE, CAF488Q	104	1999		PS ALT	<b>5PK705 ELAST</b> <b>6PK1306</b>
<b>MONDEO</b>							
2.0	05/03-	LF-DE	105	1999		ALT, 11/2005⇒ ALT, ⇒11/2005	<b>6PK2225</b> <b>6PK2230</b>
	09/07-					ALT, (AC)	<b>6PK2225</b>
2.3	09/07-		119	2261		ALT, (AC)	<b>6PK2065</b>
2.5	05/03-		127	2495		ALT, (-PS) ALT, (PS)	<b>3PK648</b> <b>6PK2080</b>
<b>S-MAX Großraumlimousine (BWS)</b>							
2.3	01/07-		118	2261		ALT, (AC), 03/2007⇒	<b>6PK2245</b>
		L3X	119			ALT, (AC), 03/2007⇒	<b>6PK2245</b>




**GAZ**

## FORD USA

<b>EXPLORER (U2)</b>							
4.0	09/96-08/02		152	4011		ALT, (-AC) ALT, (AC)	6PK2065 6PK2175
	10/99-04/03	99X	150	3998		ALT, (-AC) ALT, (AC)	6PK2065 6PK2175
4.0 V6 Allrad	10/96-		152	4011		ALT, (-AC) ALT, (AC)	6PK2065 6PK2175
	10/98-		150			ALT, (-AC) ALT, (AC)	6PK2065 6PK2175
	01/93-		121	3958		ALT, (-AC) ALT, (AC), 08/1996⇒ ALT, (AC), ⇒08/1996	6PK2065 6PK2175 6PK2215
	03/95-		115			ALT, (-AC) ALT, (AC), 08/1996⇒ ALT, (AC), ⇒08/1996	6PK2065 6PK2175 6PK2215
<b>MUSTANG</b>							
4.0 V6	12/04-		157	4009		ALT	6PK2225
<b>MUSTANG (C)</b>							
4.9	09/93-		160	4942		ALT	6PK2650
<b>MUSTANG Cabriolet</b>							
4.0 V6	12/05-		157	4009		ALT	6PK2225
<b>MUSTANG Convertible (C)</b>							
4.9	09/93-		160	4942		ALT	6PK2650
<b>PROBE II (ECP)</b>							
2.0 16V	10/93-03/98	FS	85	1991		ALT PS PS, AC	4PK925 5PK1030 5PK1165
					CT787 CT787K1	CA CA	
2.5 V6 24V	10/93-03/98	KL	119	2497		PS ALT, AC ALT	4PK925 5PK1015 5PK860
					CT829 CT829K1	CA CA	
	12/94-03/98		120			PS ALT, AC ALT	4PK925 5PK1015 5PK860
					CT829 CT829K1	CA CA	
<b>TAURUS (P5_)</b>							
3.0	09/96-		108	2986		ALT, CAMSHFT: DOHC ALT, CAMSHFT: OHV	6PK1910 6PK2077
3.0 24V	09/96-		149	2967		ALT, CAMSHFT: DOHC ALT, CAMSHFT: OHV	6PK1910 6PK2077
<b>TAURUS Wagon (P5_)</b>							
3.0	09/96-		108	2986		ALT, CAMSHFT: DOHC ALT, CAMSHFT: OHV	6PK1910 6PK2077
3.0 24V	09/96-		149	2967		ALT, CAMSHFT: DOHC ALT, CAMSHFT: OHV	6PK1910 6PK2077
<b>WINDSTAR (A3)</b>							
3.0 V6	02/99-		108	2986		ALT	6PK2175
	03/95-02/99		109			ALT	6PK2160

## FSO

<b>125P</b>							
1.3	10/67-08/92	116C076	47	1295		ALT, ⇒10/1991	AVX10X950
1.5	10/67-08/92	115C076	55	1481		ALT, ⇒12/1971 ALT, 01/1972⇒, ⇒10/1991	AVX10X913 AVX10X925
<b>POLONEZ I</b>							
1.5	10/77-08/88	AA	55	1481		ALT, 05/1978⇒	AVX10X925
<b>POLONEZ II</b>							
1.5	08/88-08/92	AA	55	1481		ALT, 10/1989⇒ CA, 10/1989⇒	AVX10X913
1.5 i	08/88-08/92		55	1481	CT648	ALT, 10/1989⇒ CA, 10/1989⇒	AVX10X913
<b>POLONEZ III</b>							
1.6 i	09/92-03/02		57	1598	CT1004	CA, 10/1993⇒, ⇒07/1998, MTR-CODE: 147CK46	

## GAZ

<b>GAZELLE Kasten</b>							
2.4	10/93-08/01	ZMZ-402.10	66	2445		PS ALT	11,3X912Ld AVX10X1050
<b>GAZELLE Pritsche/Fahrgestell</b>							
2.4	10/93-08/01	ZMZ-402.10	66	2445		PS ALT	11,3X912Ld AVX10X1050
<b>VOLGA (3102)</b>							
2.4	02/72-01/93		77	2445		ALT	AVX10X1025





HOLDEN

## GAZ

<b>VOLGA (3102)</b>						FAN	AVX10X1025
<b>VOLGA Kombi (3102)</b> 2.4	02/72-01/93		77	2445		ALT FAN	AVX10X1025 AVX10X1025

## GEELY

<b>FREE CRUISER</b> 1.3						AC ALT CA	4PK830 5PK962
	04/05-	MR479Q, 8A-FE	63	1342	CT827		
<b>HAOQING</b> 1.0						ALT AC	AVX13X825 AVX13X840
	01/00-04/03	JL376QE	38	993			
		JL378QE	40	1046		ALT AC	AVX13X825 AVX13X840
	05/98-08/01	JL376QE, TJ376Q	37	993		ALT AC	AVX13X825 AVX13X840
<b>1.3</b>						AC ALT	4PK830 5PK962
	01/00-04/03	8A-FE	63	1342			

## GLAS

<b>04</b>							
1004	07/63-04/67		29	992		DYN, WP, FAN	AVX10X800
1204	11/62-04/67		39	1189		DYN, WP, FAN	AVX10X800
1304	02/65-12/68		63	1290		DYN, WP, FAN	AVX10X800
<b>04 Cabriolet</b>							
1304	08/65-12/68		44	1290		DYN, WP, FAN	AVX10X800
S 1004	05/62-04/67		31	992		DYN, WP, FAN	AVX10X800
S 1004 TS	05/62-04/67		47	992		DYN, WP, FAN	AVX10X775
S 1204	11/62-04/67		39	1189		DYN, WP, FAN	AVX10X800
S 1204 TS	11/62-04/67		51	1198		DYN, WP, FAN	AVX10X800
S 1304	02/65-04/67		55	1290		DYN, WP, FAN	AVX10X800
<b>1700</b>							
1.7	08/64-12/68		63	1682		DYN, WP, FAN	AVX10X800
<b>GT Cabriolet</b>							
1300	02/64-10/68		63	1290		DYN, WP, FAN	AVX10X800
1700	08/64-12/68		74	1682		DYN, WP, FAN	AVX10X800
<b>V 8</b>							
2600	10/66-12/68		110	2580		DYN, WP, FAN PS	AVX10X1035 AVX10X850

## GMC

<b>JIMMY</b>							
4.3	01/89-12/98		110	4293		ALT, (-AC), 01/1996⇒ ALT, (-AC), ⇒12/1995 ALT, (AC)	6PK2215 6PK2380 6PK2433
4.3 AWD	01/89-12/98		110	4293		ALT, (-AC), 01/1996⇒ ALT, (-AC), ⇒12/1995 ALT, (AC)	6PK2215 6PK2380 6PK2433

## GREAT WALL

<b>HOVER Geländewagen geschlossen</b> 2.4 Allrad						PS AC ALT BS CA	4PK1100 4PK962 4PK985
	11/05-10/08	4G64	93	2350	CT1109 CT836		

## HAFEI

<b>LOBO / LUBAO</b> 1.1						ALT PS AC	4PK750 5PK1035 AVX10X800
	06/03-	DA468Q	48	1075			

## HOLDEN

<b>APOLLO Kombi (JM)</b> 2.2 i						PS ALT, (AC) ALT, (-AC) CA	3PK760 5PK1105 5PK990
	03/93-05/95	5S-FE	93	2164	CT998		
<b>APOLLO Kombi (JP)</b> 2.2 i						PS ALT, (AC) ALT, (-AC)	3PK760 5PK1105 5PK990
	01/95-05/97	5S-FE	93	2164			




**HONDA**

<b>HOLDEN</b>							
<b>APOLLO Kombi (JP)</b>							
					<b>CT998</b>	CA	
<b>APOLLO Stufenheck (JM)</b>							
2.2 i	03/93-05/95	5S-FE	93	2164	<b>CT998</b>	PS ALT, (AC) ALT, (-AC) CA	3PK760 5PK1105 5PK990
<b>APOLLO Stufenheck (JP)</b>							
2.2 i	01/95-05/97	5S-FE	93	2164	<b>CT998</b>	PS ALT, (AC) ALT, (-AC) CA	3PK760 5PK1105 5PK990
<b>ASTRA (AH)</b>							
2.0 i Turbo	07/05-03/10	Z20LER	147	1998	<b>CT1023</b> <b>CT1023K3</b>	ALT, (AC), FOR ALT: 120A CA CA	5PK1680
<b>ASTRA Schrägheck (TS)</b>							
1.8 i	09/00-10/04	Z18XE	92	1796	<b>CT975</b> <b>CT975K3</b> <b>CT975WP2</b>	ALT, (AC) ALT, (-AC) CA CA CA	5PK1212 5PK940
2.2 i	09/00-07/04	Z22SE	108	2198		ALT, (AC) ALT, (-AC)	5PK1030 5PK880
<b>EPICA Stufenheck (EP)</b>							
TD	07/08-	X20S1	110	1991		ALT, (KDAC), FOR ALT: 120A, OE-NO 96627029, 96866018	AP9060
<b>VECTRA Schrägheck (ZC)</b>							
2.2 i	04/02-12/06	Z22SE	108	2198		ALT, (AC) ALT, (-AC)	5PK1030 5PK880
<b>VECTRA Stufenheck (ZC)</b>							
2.2 i	04/02-12/06	Z22SE	108	2198		ALT, (AC) ALT, (-AC)	5PK1030 5PK880
<b>ZAFIRA (TT)</b>							
2.2 i	06/01-02/06	Z22SE	108	2198		ALT, (AC) ALT, (-AC)	5PK1030 5PK880

<b>HONDA</b>							
<b>ACCORD I (SJ, SY)</b>							
1.6 L/EX (SY)	01/78-09/83	EL, EG	59	1602	<b>CT674</b>	ALT, AC PS ALT CA	AVX10X1050 AVX10X690 AVX10X960
<b>ACCORD I Hatchback (SJ, SY)</b>							
1.6 L/EX (SJ, SY)	01/79-09/83	EL	59	1602	<b>CT674</b>	ALT, AC PS ALT CA	AVX10X1050 AVX10X690 AVX10X960
<b>ACCORD II (AC, AD)</b>							
1.6 EX (AC)	09/83-10/85	EZ	65	1598	<b>CT559</b> <b>CT559K1</b>	ALT PS CA CA	4PK945 AVX10X900
1.8 EX (AD)	09/83-10/85	ET1	74	1829	<b>CT559</b> <b>CT559K1</b>	ALT, ⇨12/1983 AC ALT, 01/1984⇨, ⇨06/1985 ALT, 06/1985⇨ PS, 01/1984⇨ PS, ⇨12/1983 CA CA	3PK975 4PK910 4PK945 5PK934 AVX10X900 AVX10X940
<b>ACCORD II Hatchback (AC, AD)</b>							
1.6 EX (AC)	09/83-10/85	EZ	65	1598	<b>CT559</b> <b>CT559K1</b>	ALT PS CA CA	4PK945 AVX10X900
1.8 EX (AD)	09/83-10/85	ET1	74	1829	<b>CT559</b> <b>CT559K1</b>	ALT, ⇨12/1983 AC ALT, 01/1984⇨, ⇨06/1985 ALT, 06/1985⇨ PS, 01/1984⇨ PS, ⇨12/1983 CA CA	3PK975 4PK910 4PK945 5PK934 AVX10X900 AVX10X940
<b>ACCORD III (CA4, CA5)</b>							
1.6 L (CA4)	11/85-12/89	A16A1	65	1598		AC ALT PS	4PK950 5PK934 AVX10X900






**HONDA**
**HONDA**
**ACCORD III (CA4, CA5)**

					CT559 CT559K1	CA CA	
2.0 EX (CA5)	11/85-12/89	A20A1	75	1955		AC ALT PS	4PK910 5PK934 AVX10X900
			76			CT559 CT559K1	CA CA
						AC ALT PS	4PK910 5PK934 AVX10X900
					CT559 CT559K1	CA CA	
2.0 EXi (CA5)	01/86-12/89	A20A3	85	1955		AC ALT PS	4PK910 5PK934 AVX10X900
			90			CT559 CT559K1	CA CA
						AC ALT PS	4PK950 5PK934 AVX10X900
					CT559 CT559K1	CA CA	
2.0 i 16V (CA5)	10/87-12/89	B20A8	98	1958		ALT AC PS	3PK800 4PK915 AVX10X900
			101			CT556	CA
						ALT AC PS	3PK800 4PK915 AVX10X900
					CT556	CA	

**ACCORD III Aerodeck (CA5)**

2.0 EX	10/87-12/89	A20A1	75	1955		AC ALT PS	4PK910 5PK934 AVX10X900
					CT559 CT559K1	CA CA	
2.0 EX (CA5)	11/85-05/89	A20A2	78	1955		AC ALT PS	4PK910 5PK934 AVX10X900
			76			CT559 CT559K1	CA CA
						AC ALT PS	4PK910 5PK934 AVX10X900
					CT559 CT559K1	CA CA	
2.0 EXi (CA5)	10/87-12/89	A20A3	85	1955		AC ALT PS	4PK910 5PK934 AVX10X900
			90			CT559 CT559K1	CA CA
						AC ALT PS	4PK910 5PK934 AVX10X900
					CT559 CT559K1	CA CA	

**ACCORD IV (CB)**

1.8	01/90-12/91		77	1829		PS, (AUTOM) PS, (MANL) ALT, (AC) ALT, (-AC)	4PK1054 4PK1070 5PK1100 5PK955
					CT799 CT799K1 CT800 CT800K1	CA CA BS BS	
2.0 16V (CB3)	01/90-03/93	F20A6	66	1997		PS, (AUTOM) PS, (MANL) ALT, AC ALT, (-AC)	4PK1054 4PK1070 5PK1100 5PK955
						CT799 CT799K1 CT800 CT800K1	CA CA BS BS





<b>HONDA</b>							
<b>ACCORD IV (CB)</b>							
↶		F20A2, F20A3	81			PS, (AUTOM) PS, (MANL) ALT, AC ALT, (-AC) CA CA BS BS	4PK1054 4PK1070 5PK1100 5PK955
					CT799 CT799K1 CT800 CT800K1		
2.0 i 16V (CB3)	01/90-03/93	F20A4, F20A8	98	1997		PS, (AUTOM) PS, (MANL) ALT, AC ALT, (-AC) CA CA BS BS	4PK1054 4PK1070 5PK1100 5PK955
					CT799 CT799K1 CT800 CT800K1		
2.2 i 16V (CB7)	01/90-03/93	F22A3	110	2156		PS, (AUTOM) PS, (MANL) ALT, AC ALT, (-AC) CA CA BS BS	4PK1054 4PK1070 5PK1100 5PK955
					CT799 CT799K1 CT800 CT800K1		
2.2 i 16V Automatik (CB7)	01/90-03/93	F22A3	108	2156		PS, (AUTOM) PS, (MANL) ALT, AC ALT, (-AC) CA CA BS BS	4PK1054 4PK1070 5PK1100 5PK955
					CT799 CT799K1 CT800 CT800K1		
<b>ACCORD IV Aerodeck (CB)</b>							
2.0 i 16V (CC9)	03/93-12/93	F20Z3	98	1997		PS ALT, AC ALT CA CA BS BS	4PK1054 5PK1100 5PK955
					CT799 CT799K1 CT800 CT800K1		
2.2 i 16V (CB8)	01/91-12/93	F22A8	108	2156		PS, (AUTOM) PS, (MANL) ALT, AC ALT, (-AC) CA CA BS BS	4PK1054 4PK1070 5PK1100 5PK955
					CT799 CT799K1 CT800 CT800K1		
		F22A7	110			PS, (AUTOM) PS, (MANL) ALT, AC ALT, (-AC) CA CA BS BS	4PK1054 4PK1070 5PK1100 5PK955
					CT799 CT799K1 CT800 CT800K1		
<b>ACCORD IV Coupe (CC1)</b>							
2.0 i 16V	01/92-09/93	F20A7	98	1997		PS ALT, AC ALT CA CA BS BS	4PK1054 5PK1100 5PK955
					CT799 CT799K1 CT800 CT800K1		
<b>ACCORD IX (CU)</b>							
2.4 i	07/08-	K24Z3	148	2354		ALT	7PK1715
<b>ACCORD IX Kombi</b>							
2.4 i	07/08-	K24Z3	148	2354		ALT	7PK1715
<b>ACCORD V (CC7, CD)</b>							
2.0 i	03/93-01/96	F20Z2	85	1997		PS, (AUTOM) PS, (MANL) ALT, (AC) ALT, (-AC) CA CA BS BS	4PK1054 4PK1070 5PK1100 5PK955
					CT799 CT799K1 CT800 CT800K1		
2.0 i S	03/93-01/96	F20Z1	96	1997		PS, (AUTOM)	4PK1054





HONDA

**HONDA**

**ACCORD V (CC7, CD)**

						PS, (MANL) ALT, AC ALT, (-AC) CA CA BS BS	4PK1070 5PK1100 5PK955
2.3 i SR	03/93-01/96	H23A3	116	2259	CT799 CT799K1 CT800 CT800K1	PS ALT, (AC) ALT, (-AC) BS BS CA	4PK1070 5PK1100 5PK955

**ACCORD V Aerodeck (CE)**  
2.0 i LS 16V (CE2)

						PS ALT, (AC) ALT, (-AC) CA CA BS BS	4PK1062 6PK1115 6PK935
2.2 i ES (CE1)	09/93-02/98	F22B5	110	2156	CT799 CT799K1 CT800 CT800K1	PS ALT, (AC) ALT, (-AC) CA CA BS BS	4PK1062 6PK1115 6PK935

**ACCORD V Coupe (CD7, CD9)**  
2.0 (CD9)

						PS ALT, AC ALT CA CA BS BS	4PK1054 6PK1115 6PK935
2.2 i ES (CD7)	09/93-02/98	F22B5	110	2156	CT799 CT799K1 CT800 CT800K1	PS ALT, (AC) ALT, (-AC) CA CA BS BS	4PK1062 6PK1115 6PK935

**ACCORD VI (CE, CF)**  
1.9 i (CE7)

						PS ALT, AC ALT CA CA BS BS	4PK1070 5PK1100 5PK962
2.0 i LS (CE8)	02/96-10/98	F20Z1	96	1997	CT799 CT799K1 CT800 CT800K1	PS ALT, AC ALT CA CA BS BS	4PK1070 5PK1100 5PK962

2.0 TDi (CF1)

						ALT, (-AC) ALT, (AC) INJP INJP CA CA	6PK1180 6PK1460
	04/96-10/98	20T2N	77	1994	CT950 CT950K1 CT954 CT954K1		

2.2 i VTEC (CE9)

						PS ALT, AC ALT CA CA BS BS	4PK1070 5PK1100 5PK962
	02/96-10/98	F22Z2	110	2156	CT1001 CT1001K1 CT800 CT800K1		

**ACCORD VII (CG, CK)**

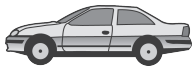
						ALT AC PS CA CA	4PK790 4PK825 4PK845
1.6 i	10/98-12/02	D16B6	85	1590	CT863 CT863K1		
1.8 i	10/98-12/02	F18B2	100	1850		PS	4PK1062





<b>HONDA</b>						
<b>ACCORD VII (CG, CK)</b>						
↔						ALT, (AC) ALT, (-AC) 6PK1100 6PK948
					CT1001 CT1001K1 CT800 CT800K1	CA CA BS BS
2.0 i	10/98-01/01	F20B6	108	1997		PS ALT, (AC) ALT, (-AC) 4PK1062 6PK1100 6PK948
					CT1001 CT1001K1 CT800 CT800K1	CA CA BS BS
2.0 Turbo DI	02/99-12/02	20T2N	77	1994		ALT ALT, AC INJP 6PK1180 6PK1460
					CT950 CT954	CA
2.2 Type-R	02/99-12/02	H22A7	156	2157		PS ALT, AC ALT 4PK1028 6PK1045 6PK915
					CT1102 CT800	CA BS
2.3 (CK2)	01/01-06/03	F23A1, F23Z5	113	2254		PS ALT 4PK1062 6PK1105
					CT1001 CT1001K1 CT800 CT800K1	CA CA BS BS
<b>ACCORD VII Aerodeck (CM_)</b>						
2.3 16 V	02/98-	F23A7	118	2254		PS ALT 4PK1062 6PK1105
					CT1001 CT1001K1 CT800 CT800K1	CA CA BS BS
<b>ACCORD VII Coupe (CG)</b>						
2.0 i 16V	02/98-06/03	F20B5, F20B7	108	1997		PS ALT, (AC) ALT, (-AC) 4PK1062 6PK1100 6PK948
					CT1001 CT1001K1 CT800 CT800K1	CA CA BS BS
2.3 VTi	02/98-10/02	F23A3	113	2254		PS CA 4PK1062
					CT1001 CT1001K1 CT800 CT800K1	CA BS BS
3.0 V6 24V	02/98-06/03	J30A1	147	2997		PS ALT 4PK1110 6PK1173
					CT1087	CA
<b>ACCORD VII Hatchback (CH)</b>						
1.8 i (CH6)	12/99-12/02	F18B2	100	1850		PS ALT, (AC) ALT, (-AC) 4PK1062 6PK1100 6PK948
					CT1001 CT1001K1 CT800 CT800K1	CA CA BS BS
2.0 (CH7)	12/99-12/02	F20B6	108	1997		PS ALT, (AC) ALT, (-AC) 4PK1062 6PK1105 6PK955
					CT1001 CT1001K1 CT800 CT800K1	CA CA BS BS
2.0 TDi	12/99-10/00	20T2N	77	1994		ALT ALT, AC INJP 6PK1180 6PK1460
					CT950 CT954	CA
2.3 (CL4)	11/00-12/02	F23Z5	113	2254		PS ALT 4PK1062 6PK1105
					CT1001 CT1001K1 CT800 CT800K1	CA CA BS BS
<b>ACCORD VIII (CL_, CM_)</b>						
2.0 (CL7)	02/03-	K20A6	114	1998		ALT, PS 7PK1760

**HONDA**



**HONDA**
**HONDA**
**ACCORD VIII (CL\_, CM\_)**

2.2 i-CTDi	01/04-	N22A1	103	2204	ALT	7PK1795
2.4	09/06-	K24A8	113	2354	MTR-CODE: N22A1RBD, ALT	7PK2265
2.4 (CL9)	02/03-	K24A, K24A3	140	2354	ALT	7PK1749
2.4 Vtec	04/06-07/08	K24A8	122	2354	ALT	7PK1749
2.4 Vtec E (CM5)	02/03-09/05	K24A2, K24A4	118	2354	ALT	7PK1749

**ACCORD VIII Tourer (CM\_)**

2.0 (CM1)	04/03-	K20A6	114	1998	ALT, PS, AC	7PK1760
2.2 i-CTDi	01/04-	N22A1	103	2204	ALT, CH-NO 8C200136⇒ ALT, ⇒CH-NO 8C200135	7PK1785 7PK2265
2.4 (CM2)	04/03-	K24A	140	2354	ALT	7PK1749

**CITY Stufenheck**

1.3 4WD	09/01-10/04	L13A1	63	1339	ALT, (AC), ⇒MODEL '03 ALT, (AC), MODEL '04⇒ ALT, (-AC)	5PK1140 5PK1155 5PK847
---------	-------------	-------	----	------	--	------------------------------

**CIVIC I Hatchback (SB)**

1200 (SB1)	07/72-02/77	EB1	40	1169	CT669 CT669K1	ALT CA CA AVX10X940
1200 (SB2)	09/77-12/80	EB3	44	1238	CT669 CT669K1	ALT CA CA AVX10X940
	03/77-12/80	EB2	40		CT669 CT669K1	ALT CA CA AVX10X940

**CIVIC I Shuttle (AN, AR)**

1.5 (AN)	10/83-10/87	EW2	63	1488	CT546 CT546K1	ALT PS AC CA CA 3PK735 AVX10X888 AVX13X850
1.5 4WD (AR)	01/85-10/87	EW2	63	1488	CT546 CT546K1	ALT PS AC CA CA 3PK735 AVX10X888 AVX13X850

**CIVIC I Stufenheck (SF)**

1300 L	09/80-09/83	EN2	33	1335	CT669 CT669K1	ALT CA CA AVX10X950
		EN1	44		CT669 CT669K1	ALT CA CA AVX10X950
1300 S	10/79-12/84	EN4	52	1335	CT669 CT669K1	ALT CA CA AVX10X950

**CIVIC II Kombi (WC)**

1300	09/79-09/83	EN1	44	1335	CT669 CT669K1	ALT CA CA AVX10X950
------	-------------	-----	----	------	------------------	------------------------------

**CIVIC II Schrägheck (SS, SL)**

1300 L (SS)	09/79-09/83	EN1	44	1335	CT669 CT669K1	ALT CA CA AVX10X950
-------------	-------------	-----	----	------	------------------	------------------------------

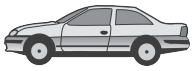
**CIVIC II Shuttle (EE)**

1.4 i 16V (EE1)	01/88-12/92	D14A1	66	1396	CT1070	ALT AC PS CA AVX10X788
1.5 i 16V (EE2)	01/88-11/91	D15B2	69	1493	CT1070	ALT AC PS CA AVX10X788
1.6 i 16V 4WD (EE4)	01/88-12/89	D16A6	80	1590	CT763 CT763K1	ALT AC PS CA CA AVX10X785
	01/88-02/95		81		CT763 CT763K1	ALT, ⇒12/1990 ALT, 01/1991⇒ PS, 01/1991⇒ AC, ⇒12/1990 AC, 01/1991⇒ PS, ⇒12/1990 CA CA AVX10X785

**CIVIC III Hatchback (AL, AJ, AG, AH)**

1.2 (AL)	01/84-10/87	D12B1, ZA2	40	1187		ALT 3PK735
----------	-------------	------------	----	------	--	---------------





## HONDA

### CIVIC III Hatchback (AL, AJ, AG, AH)

					CT546 CT546K1	PS AC CA CA	AVX10X888 AVX13X850
1.3 (AG)	10/83-10/87	EV2	52	1342	CT546 CT546K1	ALT PS AC CA CA	3PK735 AVX10X888 AVX13X850
1.5 GL (AH)	10/83-10/87	EW2	63	1488	CT546 CT546K1	ALT AC PS CA CA	3PK735 4PK875 AVX10X888
1.5 GT (AH)	01/85-10/87	EW3	74	1488	CT546 CT546K1	ALT AC CA CA	3PK735 4PK875
1.5 GTI (AH)	03/86-10/87	EW4	66	1488	CT546 CT546K1	ALT PS AC CA CA	3PK735 AVX10X888 AVX13X850

### CIVIC III Stufenheck (AM, AK, AU)

1.2	01/85-10/87	D12B1, ZA2	40	1187	CT546 CT546K1	ALT PS AC CA CA	3PK735 AVX10X888 AVX13X850
1.3	10/83-10/87	EV2	52	1342	CT546 CT546K1	ALT PS AC CA CA	3PK735 AVX10X888 AVX13X850
1.5 GL	10/83-10/87	EW2	63	1488	CT546 CT546K1	ALT PS AC CA CA	3PK740 AVX10X888 AVX13X850
1.5 GT	01/85-10/87	EW3	74	1488	CT546 CT546K1	ALT PS AC CA CA	3PK740 AVX10X888 AVX13X850
1.5 GTI	03/86-10/87	EW4	66	1488	CT546 CT546K1	ALT PS AC CA CA	3PK740 AVX10X888 AVX13X850

### CIVIC IV Hatchback (EC, ED, EE)

1.3 (EC8)	10/87-12/89	D13B1	55	1343	CT1070 CT1070K1	ALT AC PS CA CA	3PK760 4PK870 AVX10X785
1.3 16 V (EC8) KAT	09/89-09/91	D13B2	55	1343	CT1070 CT1070K1	ALT AC PS CA CA	3PK760 4PK870 AVX10X785
1.4 L (EC9)	10/87-12/89	D14A1	66	1396	CT1070 CT1070K1	ALT AC PS CA CA	3PK760 4PK870 AVX10X785
1.5 i 16V	10/88-09/91	D15B2	66	1493	CT1070 CT1070K1	ALT AC PS CA CA	3PK760 4PK870 AVX10X785
1.5 i 16V (ED6)	10/88-09/91	D15B2	69	1493	CT1070 CT1070K1	ALT AC PS CA CA	3PK760 4PK870 AVX10X785
1.6 i 16V	09/87-09/91	D16A9, D16A7	96	1590	CT773	ALT AC CA	3PK765 4PK870


**HONDA**
**HONDA**
**CIVIC IV Hatchback (EC, ED, EE)**

↔					<b>CT773K1</b>	CA	
1.6 i 16V (ED7)	10/87-09/91	D16A6	80	1590		ALT, ⇨12/1990 ALT, 01/1991⇨ PS, 01/1991⇨ AC, ⇨12/1990 AC, 01/1991⇨ PS, ⇨12/1990	3PK760 4PK775 4PK815 4PK870 4PK875 AVX10X785
					<b>CT763</b> <b>CT763K1</b>	CA CA	
		D16Z2	81			ALT, ⇨12/1990 ALT, 01/1991⇨ PS, 01/1991⇨ AC, ⇨12/1990 AC, 01/1991⇨ PS, ⇨12/1990	3PK760 4PK775 4PK815 4PK870 4PK875 AVX10X785
					<b>CT763</b> <b>CT763K1</b>	CA CA	
1.6 i 16V Vtec (EE9)	10/89-09/91	B16A1	110	1595		ALT AC	4PK775 4PK845
					<b>CT794</b> <b>CT794K1</b>	CA CA	

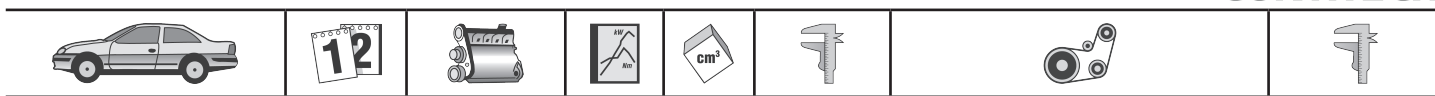
**CIVIC IV Stufenheck (ED)**

1.3	10/87-12/89	D13B1	55	1343		ALT AC PS CA	3PK760 4PK870 AVX10X785
					<b>CT1070</b> <b>CT1070K1</b>	CA CA	
1.4 L (ED2)	10/87-12/89	D14A1	66	1396		ALT AC PS CA	3PK760 4PK870 AVX10X785
					<b>CT1070</b> <b>CT1070K1</b>	CA CA	
1.5 i 16V	10/87-09/91	D15B2	66	1493		ALT AC PS CA	3PK760 4PK875 AVX10X785
					<b>CT1070</b> <b>CT1070K1</b>	CA CA	
1.5 i 16V (ED3)	10/87-09/91	D15B2	69	1493		ALT AC PS CA	3PK760 4PK875 AVX10X785
					<b>CT1070</b> <b>CT1070K1</b>	CA CA	
1.6 i 16V	09/87-09/91	D16A7	96	1590		CA	
					<b>CT763</b> <b>CT763K1</b>	CA CA	
1.6 i 16V (ED4)	11/87-09/91	D16A6	80	1590		ALT, ⇨12/1990 ALT, 01/1991⇨ PS, 01/1991⇨ AC, ⇨12/1990 AC, 01/1991⇨ PS, ⇨12/1990	3PK760 4PK775 4PK815 4PK870 4PK875 AVX10X785
					<b>CT763</b> <b>CT763K1</b>	CA CA	
	10/87-09/91	D16Z2	81			ALT, ⇨12/1990 ALT, 01/1991⇨ PS, 01/1991⇨ AC, ⇨12/1990 AC, 01/1991⇨ PS, ⇨12/1990	3PK760 4PK775 4PK815 4PK870 4PK875 AVX10X785
					<b>CT763</b> <b>CT763K1</b>	CA CA	
1.6 i 16V 4x4	10/89-09/91	D16A6	80	1590		CA CA	
					<b>CT763</b> <b>CT763K1</b>	CA CA	

**CIVIC V Coupe (EJ)**

1.5	08/93-12/95	D15B7	69	1493		ALT AC, MTR-CODE: D15B7 PS CA	4PK780 4PK795 4PK815
					<b>CT1070</b> <b>CT1070K1</b>	CA CA	
1.5 i LSi (EJ2)	01/94-11/95	D15B7	74	1493		ALT AC, MTR-CODE: D15B7 PS CA	4PK780 4PK795 4PK815
					<b>CT1070</b> <b>CT1070K1</b>	CA CA	
1.6 i (EJ6)	01/94-11/95	D16V7	77	1590		ALT AC PS CA, OE-NO 14400-P1H-E01	4PK800 4PK825 4PK845
					<b>CT863</b> <b>CT863K1</b>	CA	





## HONDA

CIVIC V Coupe (EJ)							
↔	1.6 i Vtec	01/94-11/95	B16A2	118	1595	CT794 CT794K1	CA CA
	1.6 i Vtec (EJ1)	01/94-03/96	D16Z9, D16Y6	92	1590	CT863 CT863K1	ALT AC, MTR-CODE: D16Z6 PS CA CA
							4PK780 4PK795 4PK815
CIVIC V Hatchback (EG)							
	1.3 16V (EG3)	10/91-11/95	D13B2	55	1343	CT1070 CT1070K1	ALT PS AC AC CA CA
	1.5 i 16V (EG4)	10/91-11/95	D15B2, D15Z2	66	1493	CT1070 CT1070K1	ALT PS AC CA CA
			D15Z1, D15B2	69		CT1070 CT1070K1 CT862 CT862K1	ALT AC, MTR-CODE: D15Z1 PS AC, MTR-CODE: D15B2 CA, MTR-CODE: D15B2 CA, MTR-CODE: D15B2 CA, (VTEC), MTR-CODE: D15Z1 CA, MTR-CODE: D15Z1
	1.6	10/91-09/95	D16A9, D16Y1	96	1590	CT773 CT773K1	ALT AC CA CA
	1.6 16V Vtec (EG5)	10/91-11/95	D16Z6	92	1590	CT862 CT863 CT863K1	ALT AC PS CA, OE-NO 14400-P1G-E01 CA, OE-NO 14400-P1H-E01 CA, OE-NO 14400-P1H-E01
	1.6 VTi 16V (EG6)	10/91-11/95	B16A2	118	1595	CT794 CT794K1	ALT AC PS CA CA
							3PK765 4PK870
							4PK780 4PK795 4PK815 4PK875
							4PK780 4PK795 4PK815 4PK875
							4PK775 4PK830 4PK875
CIVIC V Stufenheck (EG, EH)							
	1.5	10/93-12/95	D15B7	67	1493	CT1070 CT1070K1	ALT AC, MTR-CODE: D15B7 PS CA CA
	1.5 (EG8)	10/93-12/95	D15Z1, D15B2	74	1493	CT1070 CT1070K1 CT862 CT862K1	ALT AC, MTR-CODE: D15Z1 PS AC, MTR-CODE: D15B2 CA, MTR-CODE: D15B2 CA, MTR-CODE: D15B2 CA, (VTEC), MTR-CODE: D15Z1 CA, MTR-CODE: D15Z1
	1.5 i 16V (EG8)	10/91-11/95	D15Z1, D15B2	69	1493	CT1070 CT1070K1 CT862 CT862K1	ALT AC, MTR-CODE: D15Z1 PS AC, MTR-CODE: D15B2 CA, MTR-CODE: D15B2 CA, MTR-CODE: D15B2 CA, (VTEC), MTR-CODE: D15Z1 CA, MTR-CODE: D15Z1
	1.6 (EH9)	10/91-10/93	D16Z6, D16Y1	96	1590	CT863 CT863K1	ALT AC, MTR-CODE: D16Z6 PS CA CA
	1.6 16V Vtec (EH9)	10/91-11/95	D16Z7, D16Z6	92	1590	CT863 CT863K1	ALT AC, MTR-CODE: D16Z6 PS CA CA
	1.6 VTi (EG9)	10/91-11/95	B16A2	118	1595	CT794	ALT AC PS CA
							4PK780 4PK795 4PK815
							4PK780 4PK795 4PK815
							4PK775 4PK830 4PK875







HONDA

## HONDA

### CIVIC V Stufenheck (EG, EH)

					CT794K1	CA	
--	--	--	--	--	---------	----	--

### CIVIC VI Aerodeck (MB, MC)

1.4 16V (MB8)	04/98-02/01	D14A7	55	1396	CT862 CT862K1	ALT AC PS CA CA	4PK790 4PK825 4PK845
		D14A8	66		CT862 CT862K1	ALT AC PS CA CA	4PK790 4PK825 4PK845
1.5 16V (MB9)	04/98-02/01	D15Z8	84	1493	CT862 CT862K1	ALT AC PS CA CA	4PK790 4PK825 4PK845
1.6 16V (MC1)	04/98-02/01	D16B2	85	1590	CT863 CT863K1	ALT AC PS CA, OE-NO 14400-P1H-E01 CA, OE-NO 14400-P1H-E01	4PK790 4PK825 4PK845
1.8 16V (MC2)	04/98-02/01	B18C4	124	1797	CT1125	ALT AC PS CA	4PK790 4PK845 4PK925
2.0 i D (MC3)	04/98-02/01	20T2N	77	1994	CT950 CT950K1 CT954 CT954K1	ALT, (-AC) ALT, (AC) INJP INJP CA CA	6PK1185 6PK1460

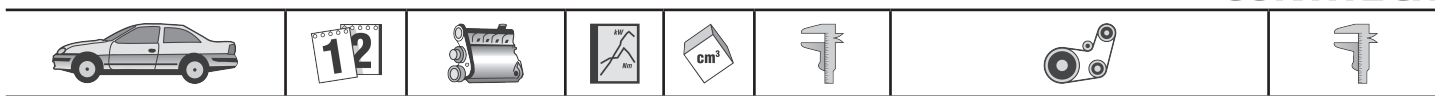
### CIVIC VI Coupe (EJ, EM1)

1.6 i	03/96-03/00	D16Y7	77	1590	CT863 CT863K1	ALT AC PS CA CA	4PK800 4PK825 4PK845
1.6 i Vtec	03/96-03/00	D16Y8	92	1590	CT863 CT863K1	ALT AC PS CA CA	4PK800 4PK825 4PK845
	04/99-12/00	B16A2	118	1595	CT794	ALT AC PS CA	4PK780 4PK845 4PK875

### CIVIC VI Fastback (MA, MB)

1.4 i (MA8, MB2)	09/94-01/97	D14A2, D14A8	66	1396	CT1070 CT1070K1	ALT AC PS CA CA	4PK790 4PK795 4PK815
	09/95-02/01	D14A5, D14A7	55		CT1070 CT1070K1	ALT AC PS CA CA	4PK790 4PK800 4PK815
1.5 16V (MB3)	01/97-02/01	D15Z8	84	1493	CT862 CT862K1	ALT AC PS CA CA	4PK790 4PK825 4PK845
1.5 i Vtec-E (MA9)	09/94-01/97	D15Z3	66	1493	CT862 CT862K1	ALT AC PS CA CA	4PK780 4PK795 4PK815
1.6 16V (MB4)	01/97-02/01	D16B2	85	1590	CT863 CT863K1	ALT AC PS CA, OE-NO 14400-P1H-E01 CA, OE-NO 14400-P1H-E01	4PK790 4PK825 4PK845
1.6 i (MB1)	09/94-01/97	D16Y3	83	1590	CT763 CT763K1	ALT AC PS CA CA	4PK790 4PK795 4PK815





## HONDA

### CIVIC VI Fastback (MA, MB)

↔ 1.6 i Vtec (MB1)	09/94-01/97	D16Y2	93	1590	CT863 CT863K1	ALT AC PS CA CA	4PK780 4PK795 4PK815
1.6 VTi	01/97-02/01	B16A2	118	1595	CT794 CT794K1	ALT AC PS CA CA	4PK775 4PK845 4PK875
1.8 16V (MB6)	01/97-02/01	B18C4	124	1797	CT1125	ALT AC PS CA	4PK790 4PK845 4PK925
2.0 i TD (MB7)	01/97-02/01	20T2R	63	1994	CT950 CT950K1 CT954 CT954K1	ALT ALT, AC INJP INJP CA CA	6PK1180 6PK1460
2.0 TDiC	11/98-10/00	20T2N	77	1994	CT950 CT950K1 CT954 CT954K1	ALT, (-AC) ALT, (AC) INJP INJP CA CA	6PK1185 6PK1460

### CIVIC VI Hatchback (EJ, EK)

1.4 i (EJ9)	11/95-02/01	D14A3, D14Z1	55	1396	CT862 CT862K1	ALT AC PS CA CA	4PK800 4PK825 4PK845
1.4 i S (EJ9)	11/95-02/01	D14A4, D14Z2	66	1396	CT862 CT862K1	ALT AC PS CA CA	4PK800 4PK825 4PK845
1.5 i (EK3)	11/95-02/01	D15Z6	84	1493	CT862 CT862K1	ALT AC PS CA CA	4PK800 4PK825 4PK845
1.6 i (EK1)	11/95-02/01	D16Y5	84	1590	CT862 CT863 CT863K1	ALT AC PS CA, OE-NO 14400-P1G-E01 CA, OE-NO 14400-P1H-E01 CA, OE-NO 14400-P1H-E01	4PK800 4PK825 4PK845
1.6 VTi (EK4)	11/95-02/01	B16A2	118	1595	CT794 CT794K1	ALT AC PS CA CA	4PK775 4PK845 4PK875
2.0 TDiC	11/98-10/00	20T2N	77	1994	CT950 CT950K1 CT954 CT954K1	ALT, (-AC) ALT, (AC) INJP INJP CA CA	6PK1185 6PK1460

### CIVIC VI Stufenheck (EJ, EK)

1.4 i (EJ9)	11/95-02/01	D14A4, D14Z2	66	1396	CT862 CT862K1	ALT AC PS CA CA	4PK800 4PK825 4PK845
1.5 i	10/93-12/95	D15B7	74	1493	CT1070 CT1070K1	ALT AC, MTR-CODE: D15B7 PS CA CA	4PK780 4PK795 4PK815
1.5 i (EK3)	11/95-02/01	D15Z6	84	1493	CT862 CT862K1	ALT AC PS CA CA	4PK800 4PK825 4PK845
1.6 i Vtec	11/95-02/01	D16Y8, D16Y6	92	1590		ALT AC PS	4PK800 4PK825 4PK845




**HONDA**
**HONDA**
**CIVIC VI Stufenheck (EJ, EK)**

1.6 VTi (EK4)	11/95-02/01	B16A2	118	1595	CT863 CT863K1	CA CA	4PK775 4PK845 4PK875
					CT794 CT794K1	CA CA	

**CIVIC VII Coupe (EM2)**

1.6 i	02/01-12/05	D16V1	81	1590	CT1082 CT1082K1	ALT, (-AC) ALT, (AC) CA CA	6PK858 6PK995
1.7 i	05/01-12/05	D17A8	88	1668	CT1082 CT1082K1	PS ALT CA CA	4PK1010 6PK986
1.7 i VTEC	05/01-12/05	D17A5, D17A9	92	1668	CT1082 CT1082K1	PS ALT CA CA	4PK1010 6PK986

**CIVIC VII Hatchback (EU, EP, EV)**

1.4 i	02/01-09/05	D14Z6	55	1396	CT1081 CT1081K1	ALT AC PS CA CA	4PK800 4PK825 4PK845
1.4 iS (EP1)	02/01-09/05	D14Z5, D14Z6	66	1396	CT1081 CT1081K1	ALT, (-AC) ALT, (AC) CA CA	6PK858 6PK995
1.6 i	02/01-09/05	D16V1	81	1590	CT1082 CT1082K1	ALT, (-AC) ALT, (AC) CA CA	6PK858 6PK995
1.7 CTDi	01/02-09/05	4EE-2	74	1686	CT1078 CT1078K1	ALT, (-AC) ALT, (AC) CA CA	6PK1275 6PK1623
2.0 Type-R	09/01-09/05	K20A2	147	1998		ALT, (-AC) ALT, (AC)	7PK1280 7PK1642

**CIVIC VII Stufenheck (ES)**

1.4 (ES4)	12/00-09/05	D14Z5	66	1396	CT1081 CT1081K1	ALT, (-AC) ALT, (AC) CA CA	6PK858 6PK995
1.6	02/01-09/05	D16V1	81	1590	CT1082 CT1082K1	ALT, (-AC) ALT, (AC) CA CA	6PK858 6PK995
1.8	02/01-09/05	R18A1	103	1798		ALT	7PK2061

**CIVIC VIII Hatchback (FN, FK)**

1.4	01/06-	L13A7	61	1339		ALT, (AC) ALT, (-AC)	5PK1140 5PK847
	10/08-	L13Z1	73			ALT, (AC)	5PK1140
1.8	01/06-	R18A2	103	1799		ALT, (-AC) ALT, (AC)	7PK1538 7PK2061
2.2 CTDi	01/06-	N22A2	103	2204		ALT	7PK1642
Type R	09/06-	K20Z4	148	1998		ALT	7PK1642

**CONCERTO (HW)**

1.4	08/89-10/91	D14A1, D14A8	66	1396	CT1070 CT1070K1	CA CA, MTR-CODE: D14A1	
	10/89-10/92	D14A1	61			ALT, ⇌12/1991 ALT, 01/1992⇌ AC, 01/1992⇌ AC, ⇌12/1991 PS CA CA	3PK760 3PK785 4PK815 4PK870 AVX10X888
1.5 i 16V	08/89-03/95	D15B2	66	1493	CT1070 CT1070K1	ALT, ⇌12/1991 ALT, 01/1992⇌ AC, 01/1992⇌ AC, ⇌12/1991 PS CA CA	3PK760 3PK785 4PK815 4PK870 AVX10X888
1.6 i 16V	08/89-03/95	D16Z2	82	1590	CT1070 CT1070K1	ALT, ⇌12/1991 ALT, 01/1992⇌ AC, 01/1992⇌	3PK760 3PK785 4PK815





<b>HONDA</b>							
<b>CONCERTO (HW)</b>							
					CT763 CT763K1	AC, ⇔12/1991 PS CA CA	4PK870 AVX10X888
	D16A8	90			CT773 CT773K1	ALT, ⇔12/1991 ALT, 01/1992⇔ AC, 01/1992⇔ AC, ⇔12/1991 PS CA CA	3PK760 3PK785 4PK815 4PK870 AVX10X940
<b>CONCERTO Stufenheck (HWW)</b>							
1.4	08/89-10/91	D14A1, D14A8	66	1396	CT1070 CT1070K1	CA CA	
	10/89-10/92	D14A1	61		CT1070 CT1070K1	ALT, ⇔12/1991 ALT, 01/1992⇔ AC, 01/1992⇔ AC, ⇔12/1991 PS CA CA	3PK760 3PK785 4PK815 4PK870 AVX10X888
1.5 i 16V	08/89-05/95	D15B2	66	1493	CT1070 CT1070K1	CA CA	
1.6 i 16V	08/89-03/95	D16Z2	82	1590	CT763 CT763K1	CA CA	
		D16A8	90		CT773 CT773K1	ALT, ⇔12/1991 ALT, 01/1992⇔ AC, 01/1992⇔ AC, ⇔12/1991 PS CA CA	3PK765 3PK785 4PK815 4PK870 AVX10X940
<b>CR-V I (RD)</b>							
2.0 16V (RD1, RD3)	01/99-02/02	B20Z1	108	1973	CT1006 CT1006K1	ALT AC PS CA CA	4PK825 4PK845 4PK895
	10/95-01/99	B20B	94		CT1006 CT1006K1	ALT AC PS CA CA	4PK825 4PK845 4PK895
<b>CR-V II (RD_)</b>							
2.0	07/02-09/06	K20A4	110	1998		ALT, (AC)	7PK1730
2.2 CTDi	02/05-09/06	N22A2	103	2204		ALT	7PK2265
<b>CR-V III</b>							
2.0 i	01/07-	R20A2	110	1997		PS	4PK1054
						ALT, AC	6PK1100
2.2 i-CTDi 4WD	01/07-	N22A2	103	2204		ALT, PS, AC	7PK2061
						ALT, CH-NO 8C200136⇔ ALT, ⇔CH-NO 8C200135	7PK1785 7PK2265
<b>CRX I (AF, AS)</b>							
1.3	10/83-10/87	EV2	52	1342	CT546 CT546K1	ALT PS CA CA	3PK735 AVX10X888
					CT546 CT546K1	ALT AC CA CA	3PK735 4PK875
1.5 i (AF)	10/83-11/86	EW3	74	1488			
1.6 i 16V (AS)	03/86-10/87	ZC1	92	1590	CT722	ALT AC PS CA	3PK715 4PK875 AVX10X800
<b>CRX II (ED, EE)</b>							
1.6 i 16V (ED9)	10/87-12/89	D16A8, D16A9	96	1590	CT763 CT763K1 CT773 CT773K1	ALT AC PS CA, CAMSHFT: SOHC/OHC CA, CAMSHFT: SOHC/OHC CA, CAMSHFT: DOHC CA, CAMSHFT: DOHC	3PK760 4PK870 AVX10X800
					CT763 CT763K1	ALT AC PS CA, CAMSHFT: SOHC/OHC CA, CAMSHFT: SOHC/OHC	3PK760 4PK870 AVX10X800

**HONDA**



**HONDA**
**CRX II (ED, EE)**

↔					<b>CT773</b> <b>CT773K1</b>	CA, CAMSHFT: DOHC CA, CAMSHFT: DOHC	
1.6 i 16V Vtec (EE8)	10/89-02/92	B16A1	110	1595		ALT AC	4PK775 4PK845
					<b>CT794</b> <b>CT794K1</b>	CA CA	

**CRX III (EH, EG)**

1.6 ESi (EH6)	03/92-12/98	D16Y8, D16Z6	92	1590		PS, 01/1996⇒ ALT, ⇒12/1995 AC, ⇒12/1995 ALT, 01/1996⇒ PS, ⇒12/1995 AC, 01/1996⇒	4PK1020 4PK780 4PK795 4PK800 4PK815 4PK825
					<b>CT863</b> <b>CT863K1</b>	CA CA	
1.6 i VTi (EG2)	03/92-12/98	B16A2	118	1595		ALT AC PS	4PK775 4PK830 4PK875
					<b>CT794</b> <b>CT794K1</b>	CA CA	

**FR-V (BE)**

1.7	08/04-	D17A2	92	1668		PS AC CA	4PK1028 6PK986
					<b>CT1082</b>		
2.0	02/05-	K20A9	110	1998		AC ALT	4PK875 7PK1642
2.2 i CTDi	07/05-	N22A1	103	2204		ALT, CH-NO 8C200136⇒ ALT, ⇒CH-NO 8C200135	7PK1785 7PK2265

**HR-V (GH)**

1.6 16V	03/99-	D16W1	77	1590		ALT PS AC CA CA	4PK800 4PK845 4PK845
					<b>CT863</b> <b>CT863K1</b>		
1.6 16V 4WD	03/99-	D16W1	77	1590		ALT AC CA CA	4PK800 4PK845
					<b>CT863</b> <b>CT863K1</b>		
	10/99-	D16W5	91			ALT AC CA CA	4PK800 4PK845
					<b>CT863</b> <b>CT863K1</b>		

**INTEGRA (DA)**

1.6 (DA1, DA3)	03/86-08/89	D16A3	88	1590		PS AC	AVX10X900 AVX13X900
----------------	-------------	-------	----	------	--	----------	------------------------

**INTEGRA Coupe (DC2, DC4)**

1.8 Type-R	11/97-10/01	B18C6	140	1797		ALT AC PS CA	4PK765 4PK815 4PK925
					<b>CT1125</b>		

**JAZZ I (AA)**

45 1.2	02/84-10/86	ER2	33	1231		ALT AC CA	3PK960 AVX13X1125
					<b>CT569</b>		
55 1.2	09/84-10/86	ER4	40	1231		ALT AC CA	3PK960 AVX13X1125
					<b>CT569</b>		
56 1.2	10/83-10/86	ER1	41	1231		ALT AC CA	3PK960 AVX13X1125
					<b>CT569</b>		

**JAZZ II (GD)**

1.2	03/02-07/08	L12A1	57	1243		ALT, MTR-CODE: L12A1, (AC), (2004&lt;); ALT, (-AC), MTR-CODE: L12A1 ALT, (AC), (&gt;2003)	5PK1155 5PK847 6PK1138
1.4	03/02-07/08	L13A1	61	1339		ALT, MTR-CODE: L12A1, (AC), (2004&lt;); ALT, (-AC), MTR-CODE: L12A1 ALT, (AC), (&gt;2003)	5PK1155 5PK847 6PK1138

**JAZZ III (GE)**

1.2	07/08-	L12B1	66	1198		ALT AC	4PK800 5PK1135
1.4 i	07/08-	L13Z1	73	1339		ALT AC	4PK800 5PK1135

**LEGEND I (HS, KA)**

2.5 i (HS)	01/86-12/87	C25A1	110	2494		ALT AC PS CA	3PK1080 4PK915 AVX10X1050
					<b>CT814</b>		
	02/87-06/88	C25A2	127			ALT	3PK1080





<b>HONDA</b>							
<b>LEGEND I (HS, KA)</b>							
						AC PS CA	4PK915 AVX10X1050
2.7 i 24V (KA4)	01/88-12/90	C27A1	124	2675	CT814	ALT AC PS CA	3PK1080 4PK915 AVX10X1050
					CT814	CA	
<b>LEGEND I Coupe (KA3)</b>							
2.7 i 24V	10/87-12/90	C27A1	124	2675	CT814	ALT AC PS CA	3PK1080 4PK915 AVX10X1075
<b>LEGEND II (KA7)</b>							
3.2 i 24V	01/91-02/96	C32A2	151	3206	CT893	PS ALT AC CA	4PK950 5PK934 5PK962
<b>LEGEND II Coupe (KA8)</b>							
3.2 i 24V	01/91-02/96	C32A2	151	3206	CT893	PS ALT AC CA	4PK950 5PK934 5PK962
<b>LEGEND III (KA9)</b>							
3.5 i 24V	02/96-	C35A2	151	3474		PS ALT AC	4PK950 5PK934 5PK962
<b>LOGO (GA3)</b>							
1.3	03/99-03/02	D13B7	48	1343	CT1081	PS AC CA	3PK890 4PK800
<b>MDX (YD)</b>							
3.5 (YD1)	04/03-04/07	J35A5	191	3471	CT1087	PS ALT CA	4PK1125 6PK1190
<b>N III</b>							
600	05/68-08/74	N600E	31	599		DYN	AVX10X1090
<b>NSX Cabriolet (NA)</b>							
3.0 24V Vtec	03/95-09/05	C30A3	201	2977		AC ALT	4PK975 5PK1100
3.0 24V Vtec Automatic	03/95-09/05	C30A4	188	2977		AC ALT	4PK975 5PK1100
<b>NSX Coupe (NA)</b>							
3.0 24V Vtec (NA1)	06/90-09/05	C30A3	201	2977		AC ALT	4PK975 5PK1100
3.0 24V Vtec Automatic (NA1)	06/90-09/05	C30A4	188	2977		AC ALT	4PK975 5PK1100
<b>PRELUDE I Coupe (SN)</b>							
1.6	11/78-10/82	EL, EL14	59	1602	CT674	PS ALT, ⇨MTR-NO 1200000 ALT, MTR-NO 1200001⇨ CA	AVX10X940 AVX10X960 AVX10X975
<b>PRELUDE II (AB)</b>							
1.8 EX	11/85-04/87	ET3, ET4	74	1829	CT559 CT559K1	PS ALT AC CA CA	AVX10X900 AVX10X950 AVX13X950
	11/83-04/87	ET3, ET2	77		CT559 CT559K1	PS ALT AC CA CA	AVX10X900 AVX10X950 AVX13X950
<b>PRELUDE III (BA)</b>							
2.0 (BA4)	08/87-01/92	B20A4	84	1958	CT627	PS AC ALT CA	4PK975 5PK1054 5PK875
2.0 EX (BA4)	04/87-01/92	B20A3	80	1958	CT627	PS AC ALT CA	4PK975 5PK1054 5PK875
2.0 i EX 16V	10/87-12/90	B20A7	110	1958	CT773	PS AC ALT CA	4PK975 5PK1054 5PK880
2.0 i EX 16V (BA2)	04/86-12/87	B20A1	101	1958		ALT PS AC	3PK800 AVX10X913 AVX13X930




**HONDA**
**HONDA**
**PRELUDE III (BA)**

↩	2.0 i EX 16V (BA4)	04/90-01/92	B20A9	103	1958	CT556	CA	4PK975 5PK1054 5PK875
	2.0 i EX 16V (BA4) KAT	04/87-01/92	B20A5	101	1958	CT773	CA	4PK975 5PK1054 5PK875
						CT773	CA	

**PRELUDE IV (BB)**

	2.0 i 16V (BB3)	02/92-09/96	F20A4	98	1997	CT799 CT799K1 CT800 CT800K1	PS ALT CA	4PK1028 5PK950
	2.2 i 16V Vtec (BB1)	02/93-09/96	H22A2	136	2157	CT1102 CT800	PS ALT, AC ALT CA BS	4PK1028 6PK1045 6PK915
	2.3 i 16V (BB2)	02/92-09/96	H23A2	118	2259	CT800 CT800K1 CT804	PS ALT BS BS CA	4PK1028 5PK950

**PRELUDE V (BB)**

	2.0 16V (BB9)	10/96-10/00	F20A4	98	1997	CT799 CT799K1 CT800 CT800K1	PS ALT, (-AC) CA	4PK1054 6PK1075 6PK948
	2.2 16V	10/96-10/00	H22A5	147	2157	CT1102 CT800	PS ALT, AC ALT CA BS	4PK1028 6PK1045 6PK915
	2.2 16V (BB6, BB8)	10/96-10/00	H22A5	136	2157	CT1102 CT800	PS ALT, AC ALT CA BS	4PK1028 6PK1045 6PK915

**QUINTET (SU)**

	1.6 EX	02/80-12/84	EL	59	1602	CT674	PS ALT, ⇒06/1981, (AC) ALT, ⇒06/1981 ALT, 07/1981⇒ AC, 07/1981⇒ AC, ⇒06/1981 CA	AVX10X940 AVX10X960 AVX10X965 AVX10X970 AVX13X1060 AVX13X1138
--	--------	-------------	----	----	------	-------	---	--

**S2000 (AP)**

	2.0	06/99-	F20CVTEC	177	1997		ALT, (-AC) ALT, (AC)	6PK1138 6PK1468
--	-----	--------	----------	-----	------	--	-------------------------	--------------------

**SHUTTLE (RA)**

	2.2 16V	10/94-02/98	F22B8	110	2156	CT799 CT799K1 CT800 CT800K1	PS ALT, (AC) ALT, (-AC) CA CA BS BS	4PK1062 6PK1100 6PK935
	2.3 16V	10/97-06/04	F23A7	110	2254	CT1001 CT1001K1 CT800 CT800K1	PS ALT, (AC) ALT, (-AC) CA CA BS BS	4PK1062 6PK1090 6PK935

**STREAM (RN)**

	1.7 16V	05/01-	D17A2	92	1668	CT1082 CT1082K1	ALT, (-AC) ALT, (AC) CA CA	6PK858 6PK995
	2.0 16V	05/01-	K20A1	115	1998		ALT, (-AC) ALT, (AC)	7PK1388 7PK1775





## HONDA (GAC)

ACCORD VI							
↔ 2.0 Vtec	10/99-12/02	K20A7	110	1997		PS ALT, (AC)	4PK1062 6PK1105
					CT800	BS	
2.3 Vtec	06/00-12/02	F23Z5	110	2254		PS ALT, (AC)	4PK1070 6PK1105
					CT1001 CT800	CA BS	
ACCORD VII							
2.0	01/03-12/07	K20A7	110	1998		ALT, (AC)	6PK1105
2.4	01/03-12/07	K24A8	125	2354		ALT, (AC)	6PK1105
		K24A4	119			ALT, (AC)	6PK1105
3.0	01/03-12/07	J30A4	177	2997		ALT, (AC)	6PK2140
CITY							
1.3	04/06-12/08	L13A3	60	1339		ALT, (AC)	5PK1140
1.5	04/06-12/08	L15A1	79	1496		ALT, (AC)	5PK1140
FIT SALOON							
1.3	09/03-04/06	L13A3	60	1339		ALT, (AC)	5PK1140
FIT Schrägheck							
1.3	09/04-07/08	L13A3	60	1339		ALT, (AC)	5PK1140
1.5	09/04-07/08	L15A1	79	1496		ALT, (AC)	5PK1140
ODYSSEY Großraumlimousine							
2.3	04/02-12/04	F23B	110	2254		ALT AC	4PK1090 6PK1105
					CT1001 CT800	CA BS	
2.4	03/05-08/09	K24A6	118	2354		ALT	7PK1775

## HONGQI

CENTURY STAR (CA7202)							
2.0	02/00-	CA4GEV6	92	1998		PS ALT	3PK1000 4PK1020
MINGSHI (CA7180)							
1.8	01/01-	CA4GE	70	1770		PS ALT AC	AVX10X858 AVX10X950 AVX13X795

## HUMMER

HUMMER H2 SUT							
6.0	09/04-	LQ4	237	5967		AC ALT	4PK962 6PK2360

## HYUNDAI

ACCENT I (X-3)							
1.3	10/94-01/00	G4EH	44	1341		PS AC, 06/1997⇒ AC, ⇒06/1997 ALT	4PK611 4PK850 4PK875 4PK895
				55		CT738 CT738K2	CA CA
1.3 i 12V	10/94-01/00	G4EH	62	1341		PS AC, 06/1997⇒ AC, ⇒06/1997 ALT	4PK611 4PK850 4PK875 4PK895
						CT738 CT738K2	CA CA
1.5 i 12V	10/94-01/00	G4EK	65	1495		PS AC, 06/1997⇒ AC, ⇒06/1997 ALT	4PK611 4PK850 4PK875 4PK895
						CT738 CT738K2	CA CA
1.5 i 16V	12/95-01/00	G4ER	73	1495		PS AC, 09/1997⇒ AC, 06/1997⇒, ⇒09/1997 AC, ⇒06/1997 ALT, ⇒08/1999 ALT, 09/1999⇒ AC, OE-NO 2521222030	4PK611 4PK815 4PK825 4PK830 4PK845 4PK855 4PK895
						CT942 CT942K1	CA CA



HYUNDAI





HYUNDAI

**HYUNDAI**

**ACCENT I (X-3)**

↔ 1.3	01/00-11/05	G4EA	55	1341	CT1062 CT1062K1	PS AC ALT CA CA	4PK611 4PK855 4PK895
			61		CT1062 CT1062K1	PS AC ALT CA CA	4PK611 4PK850 4PK895
			63		CT1062 CT1062K1	PS AC ALT CA CA	4PK611 4PK855 4PK895
	08/02-11/05	G4EH	62		CT1062 CT1062K1	PS AC ALT CA CA	4PK611 4PK855 4PK895
1.5	09/00-11/05	G4EC-G	75	1495	CT942 CT942K1	PS AC ALT CA CA	4PK611 4PK815 4PK855
	01/00-11/05	G4EB	66		CT1062 CT1062K1	PS AC ALT CA CA	4PK611 4PK850 4PK895
1.5 CRDi	04/02-11/05	D3EA	60	1493	CT1099 CT1099K2	ALT, (-PS) ALT, (PS) ALT, (Denso), FOR ALT: 100A, OE-NO 37300-27502, 37300-27503, 37300-27504, 11/2002⇒, ⇒12/2006 CA CA	6PK1400 6PK1440 AP9062
1.6	12/02-11/05	G4ED-G	77	1599	CT942 CT942K1	AC ALT PS CA CA	4PK815 4PK855 AVX13X655

**ACCENT III (MC)**

1.4 GL	11/05-	G4EE	71	1399	CT942	AC, 04/2006⇒ ALT, 04/2006⇒ CA, 04/2006⇒	4PK815 4PK850
1.5 CRDi GLS	11/05-	D4FA	81	1493		ALT, (-AC), ⇒04/2008 ALT, (-AC), 08/2008⇒ ALT, HYDP, (AC), ⇒04/2008 ALT, (AC), 04/2008⇒ ALT, (AC), ⇒04/2008, ALT, HYDP, (AC), 04/2008⇒ ALT, (Denso), FOR ALT: 100A, OE-NO 37300-27502, 37300-27503, 37300-27504, ⇒12/2006 AP9062	5PK1635 5PK1650 5PK1800 5PK1815 5PK1850 AP9062
1.6 GLS	11/05-	G4ED	82	1599	CT942	AC, 04/2006⇒ ALT, 04/2006⇒ CA, 04/2006⇒	4PK815 4PK850

**ACCENT IV Stufenheck (RB)**

1.4	11/10-	G4FA	79	1396		ALT, (AC) ALT, (-AC)	6PK1256 6PK955
1.6	11/10-	G4FC	91	1591		ALT, (AC) ALT, (-AC)	6PK1256 6PK955

**ACCENT Stufenheck (LC)**

1.3	01/00-11/05	G4EA	55	1341	CT1062 CT1062K1	PS AC ALT CA CA	4PK611 4PK855 4PK895
			63		CT1062 CT1062K1	PS AC ALT CA CA	4PK611 4PK855 4PK895
1.5	01/00-11/05	G4EB	66	1495	CT1062	PS AC ALT CA	4PK611 4PK850 4PK895





<b>HYUNDAI</b>							
<b>ACCENT Stufenheck (LC)</b>							
	09/99-10/02	G4FK	75		CT1062K1	CA PS AC ALT	4PK611 4PK815 4PK855
					CT942 CT942K1	CA CA	
1.5 CRDi	01/02-11/05	D3EA	60	1493		ALT, (-PS) ALT, (PS) ALT, (Denso), FOR ALT: 100A, OE-NO 37300-27502, 37300-27503, 37300-27504, 11/2002⇒	6PK1400 6PK1440 AP9062
					CT1099 CT1099K2	CA, MTR-CODE: D3EA CA	
1.6	12/02-11/05	G4ED-G	77	1599		AC ALT PS	4PK815 4PK855 AVX13X675
					CT942 CT942K1	CA CA	
<b>ACCENT Stufenheck (MC)</b>							
1.4 GL	11/05-	G4EE	71	1399		AC ALT	4PK815 4PK850
					CT942 CT942K1	CA CA	
1.5 CRDi GLS	11/05-	D4FA	81	1493		ALT, (-AC), ⇒04/2008 ALT, (-AC), 08/2008⇒ ALT, HYDP, (AC), ⇒04/2008 ALT, (AC), 04/2008⇒ ALT, (AC), ⇒04/2008, ALT, HYDP, (AC), 04/2008⇒ ALT, (Denso), FOR ALT: 100A, OE-NO 37300-27502, 37300-27503, 37300-27504, ⇒12/2006	5PK1635 5PK1650 5PK1800 5PK1815 5PK1850 AP9062
1.6 GLS	11/05-	G4ED	82	1599		AC ALT	4PK815 4PK850
					CT942 CT942K1	CA CA	
<b>ACCENT Stufenheck (X-3)</b>							
1.3	10/94-01/00	G4EH	44	1341		PS AC, 06/1997⇒ AC, ⇒06/1997	4PK611 4PK850 4PK875 4PK895
					CT738 CT738K2	ALT CA CA	
			55			PS AC, 06/1997⇒ AC, ⇒06/1997	4PK611 4PK850 4PK875 4PK895
					CT738 CT738K2	ALT CA CA	
1.3 i 12V	10/94-01/00	G4EH	62	1341		PS AC, 06/1997⇒ AC, ⇒06/1997	4PK611 4PK850 4PK875 4PK895
					CT738 CT738K2	ALT CA CA	
1.5 i 12V	10/94-01/00	G4EK	65	1495		PS AC, 06/1997⇒ AC, ⇒06/1997	4PK611 4PK850 4PK875 4PK895
					CT738 CT738K2	ALT CA CA	
1.5 i 16V	10/95-01/00	G4ER	73	1495		PS AC, MTR-CODE: G4FK, 09/1999⇒ AC, 06/1997⇒, ⇒09/1997	4PK611 4PK815 4PK850 4PK855 4PK875 4PK895
					CT942 CT942K1	ALT AC, ⇒06/1997 ALT, OE-NO 2521222030 CA CA	
<b>ATOS (MX)</b>							
1.0 i	03/01-	G4HC-E	43	999		AC PS ALT	4PK673 4PK750 4PK770
					CT1013 CT1013K1	CA CA	
	02/98-03/02	G4HC	40			AC ALT PS	4PK673 4PK770 AVX13X775

**HYUNDAI**



**HYUNDAI**
**HYUNDAI**
**ATOS (MX)**

					<b>CT1013</b> <b>CT1013K1</b>	CA CA	
1.1	03/04-	G4HG	46	1086		AC, 06/2005⇒ PS, 06/2005⇒ ALT, 06/2005⇒ CA, 06/2005⇒ CA, 06/2005⇒	<b>4PK673</b> <b>4PK750</b> <b>4PK780</b>

**ATOS PRIME (MX)**

1.0 i	08/99-	G4HC	40	999	<b>CT1013</b> <b>CT1013K1</b>	AC PS, 08/2002⇒ ALT PS, ⇒08/2002 CA CA	<b>4PK673</b> <b>4PK750</b> <b>4PK770</b> <b>AVX13X775</b>
	03/01-	G4HC-E	43		<b>CT1013</b> <b>CT1013K1</b>	AC PS, 08/2002⇒ ALT PS, ⇒08/2002 CA CA	<b>4PK673</b> <b>4PK750</b> <b>4PK770</b> <b>AVX13X775</b>
1.1	06/03-	G4HD	43	1086	<b>CT1013</b> <b>CT1013K1</b>	AC PS ALT CA CA	<b>4PK673</b> <b>4PK750</b> <b>4PK780</b>
	09/05-	G4HG	46		<b>CT1013</b> <b>CT1013K1</b>	AC, 06/2005⇒ PS, 06/2005⇒ ALT, 06/2005⇒ CA CA	<b>4PK673</b> <b>4PK750</b> <b>4PK780</b>

**COUPE (GK)**

1.6 16V	03/02-08/09	G4ED-G	77	1599	<b>CT942</b> <b>CT942K1</b>	AC ALT PS CA CA	<b>4PK815</b> <b>4PK845</b> <b>AVX13X655</b>
			79		<b>CT942</b> <b>CT942K1</b>	AC ALT PS CA CA	<b>4PK815</b> <b>4PK845</b> <b>AVX13X655</b>
2.0	03/02-08/09	G4GC-G	102	1975	<b>CT937</b> <b>CT937K1</b> <b>CT937K2</b>	AC ALT CA CA, ⇒05/2006, (MANL-TP) CA, 05/2006⇒, (AUTOM-TP)	<b>4PK850</b> <b>4PK875</b>
	08/01-08/09		100		<b>CT937</b> <b>CT937K1</b> <b>CT937K2</b>	AC ALT CA CA, ⇒05/2006, (MANL-TP) CA, 05/2006⇒, (AUTOM-TP)	<b>4PK850</b> <b>4PK875</b>
2.0 GLS	02/03-08/09	G4GC-G	105	1975	<b>CT937</b> <b>CT937K1</b> <b>CT937K2</b>	PS AC, ⇒09/2006 AC, 10/2006⇒ ALT CA CA, ⇒05/2006, (MANL-TP) CA, 05/2006⇒, (AUTOM-TP)	<b>3PK675</b> <b>4PK850</b> <b>4PK855</b> <b>4PK875</b>
2.7 V6	03/02-08/09	G6BA-G	123	2656	<b>CT1085</b> <b>CT1085K1</b>	ALT, (-AC), 10/2003⇒ ALT, (-AC), ⇒10/2003 ALT, (AC), 10/2003⇒ CA CA	<b>6PK1693</b> <b>6PK1705</b> <b>6PK2000</b>

**COUPE (RD)**

1.6 16V	03/98-04/02	G4GR	85	1599	<b>CT781</b> <b>CT781K2</b>	AC ALT PS CA CA	<b>4PK850</b> <b>4PK875</b> <b>AVX13X655</b>
1.6 i 16V	12/96-04/02	4G61	84	1599	<b>CT781</b> <b>CT781K2</b>	AC ALT PS CA CA	<b>4PK850</b> <b>4PK875</b> <b>AVX13X655</b>
2.0 16V	03/01-04/02	G4DF	99	1975	<b>CT937</b>	AC ALT PS CA	<b>4PK850</b> <b>4PK875</b> <b>AVX13X655</b>





<b>HYUNDAI</b>							
<b>COUPE (RD)</b>							
	08/96-04/02	G4GF	102		CT937K1	CA, MTR-CODE: G4GF	
						AC ALT PS	4PK850 4PK875 AVX13X655
					CT937 CT937K1	CA CA	
<b>ELANTRA (XD)</b>							
1.6	06/00-07/06	G4ED-G	79	1599		AC ALT PS	4PK815 4PK850 AVX13X655
					CT942 CT942K1	CA CA	
	05/03-07/06		77			AC ALT PS	4PK815 4PK850 AVX13X655
					CT942 CT942K1	CA CA	
1.6 CRDi	02/06-07/06	D4FB	85	1582		ALT	5PK1800
1.8	06/00-07/06	G4BB	97	1795		PS, ⇒07/2003 AC, ⇒07/2003 AC, 08/2003⇒ ALT, ⇒07/2003 ALT, 08/2003⇒	3PK670 4PK850 4PK855 4PK875 4PK890
					CT781 CT781K2	CA CA	
	06/00-07/03		79			PS AC ALT	3PK670 4PK850 4PK875
					CT781 CT781K2	CA CA	
2.0	06/00-07/06	G4GC	104	1975		AC ALT	4PK850 4PK875
					CT937 CT937K1 CT937K2	CA CA, ⇒05/2006, (MANL-TP) CA, 05/2006⇒, (AUTOM-TP)	
		G4GC-G	102			AC ALT	4PK850 4PK875
					CT937 CT937K1 CT937K2	CA CA, ⇒05/2006, (MANL-TP) CA, 05/2006⇒, (AUTOM-TP)	
	10/03-07/06	G4GC	105			AC ALT	4PK850 4PK875
					CT937 CT937K1 CT937K2	CA CA, ⇒MTR-NO 05.2006, (MANL-TP) CA, 05/2006⇒, (AUTOM-TP)	
2.0 CRDi	04/01-07/06	D4EA	83	1991		ALT	6PK1510
					CT1099 CT1099K2	CA, MTR-CODE: D4EA CA	
<b>ELANTRA Stufenheck (HD)</b>							
1.6 CVVT	06/06-06/11	G4FC	90	1591		ALT, (AC) ALT, (-AC)	6PK1256 6PK955
<b>ELANTRA Stufenheck (XD)</b>							
1.6	06/00-07/06	G4ED-G	79	1599		AC ALT PS	4PK815 4PK850 AVX13X655
					CT942 CT942K1	CA CA	
	05/03-07/06		77			AC ALT PS	4PK815 4PK850 AVX13X655
					CT942 CT942K1	CA CA	
	06/00-07/06	G4GR	66			AC ALT PS	4PK815 4PK850 AVX13X655
					CT942 CT942K1	CA CA	
1.6 CRDi	02/06-07/06	D4FB	85	1582		ALT	5PK1800
1.8	06/00-07/06	G4BB	97	1795		PS, ⇒07/2003 AC, ⇒07/2003 AC, 08/2003⇒ ALT, ⇒07/2003 ALT, 08/2003⇒	3PK670 4PK850 4PK855 4PK875 4PK890
					CT781 CT781K2	CA CA	
2.0	06/00-07/06	G4GC	104	1975		AC, ⇒05/2006 AC, 06/2006⇒ ALT, ⇒05/2006	4PK850 4PK855 4PK875

**HYUNDAI**




## HYUNDAI

### ELANTRA Stufenheck (XD)

					CT937 CT937K1 CT937K2	ALT, 06/2006⇒ CA CA, ⇒05/2006, (MANL-TP) CA, 05/2006⇒, (AUTOM-TP)	4PK890
		G4GC-G	102		CT937 CT937K1 CT937K2	AC, ⇒05/2006 AC, 06/2006⇒ ALT, ⇒05/2006 ALT, 06/2006⇒ CA CA, ⇒05/2006, (MANL-TP) CA, 05/2006⇒, (AUTOM-TP)	4PK850 4PK855 4PK875 4PK890
	10/03-07/06	G4GC	105		CT937 CT937K1 CT937K2	AC ALT CA CA, ⇒05/2006, (MANL-TP) CA, 05/2006⇒, (AUTOM-TP)	4PK850 4PK875
2.0 CRDi	04/01-07/06	D4EA	83	1991	CT1099 CT1099K2	ALT CA, MTR-CODE: D4EA CA	6PK1510

### GALLOPER I

3.0 V6	08/91-07/98	6G72	104	2972	CT805 CT805K1	CA CA	
--------	-------------	------	-----	------	------------------	----------	--

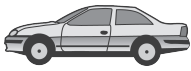
### GALLOPER II (JK-01)

2.5 Tci D	08/98-12/03	D4BH	77	2476	CT1107 CT1107K1 CT921 CT921K2	ALT PS AC BS BS CA CA	2XAVX10X1100 AVX13X785 AVX13X925
2.5 TD	08/98-12/03	D4BA	65	2476	CT1107 CT921	ALT, 2x PS AC BS, ⇒06/2003 CA, ⇒06/2003	2XAVX10X1100 AVX13X785 AVX13X950
2.5 TD intercooler	08/98-12/03	D4BH	73	2476	CT1107 CT1107K1 CT921 CT921K2	ALT PS AC BS BS CA CA	2XAVX10X1100 AVX13X785 AVX13X925
3.0 V6	08/98-12/03	G6AT	104	2972	CT805 CT805K1	ALT PS AC CA CA	5PK1345 AVX13X800 AVX13X925

### GETZ (TB)

1.1	09/02-09/05	G4HD	46	1086	CT1013 CT1013K1	AC PS ALT CA CA	4PK673 4PK750 4PK770
	09/05-06/09		49		CT1013 CT1013K1	PS, (-AC) ALT PS, (AC) CA CA	4PK755 4PK780 4PK875
1.3	09/03-09/05	G4EA	63	1341	CT1062 CT1062K1	PS AC ALT CA CA	4PK611 4PK850 4PK895
1.3 i	09/02-03/04	G4EA	60	1341	CT1062 CT1062K1	PS AC ALT CA CA	4PK611 4PK850 4PK895
1.4 i	08/05-06/09	G4EE	71	1399	CT942 CT942K1	AC ALT PS CA CA	4PK830 4PK850 AVX13X655
1.5 CRDi	03/03-09/05	D3EA	60	1493	CT1099	ALT, (-PS) ALT, (PS) ALT, (Denso), FOR ALT: 100A, OE-NO 37300-27601, 37300-27602 CA, MTR-CODE: D3EA	6PK1400 6PK1440 AP9062





## HYUNDAI

GETZ (TB)

	08/05-06/09	D4FA	65		<b>CT1099K2</b>	CA	ALT, (-AC), 11/2006⇒, ⇒04/2008 ALT, (-AC), 08/2008⇒ ALT, HYDP, (AC), ⇒04/2008 ALT, (AC), 04/2008⇒ ALT, (AC), ⇒04/2008, ALT, HYDP, (AC), 04/2008⇒ ALT, (Denso), FOR ALT: 100A, OE-NO 37300-27601, 37300-27602	<b>5PK1635</b> <b>5PK1650</b> <b>5PK1800</b> <b>5PK1815</b> <b>5PK1850</b> <b>AP9062</b>
1.5 CRDi GLS	07/04-08/05	D4FA	75	1493			ALT, (Denso), FOR ALT: 100A, OE-NO 37300-27601, 37300-27602	<b>AP9062</b>
	08/05-06/09		81				ALT, (-AC), 11/2006⇒, ⇒04/2008 ALT, (-AC), 08/2008⇒ ALT, HYDP, (AC), ⇒04/2008 ALT, (AC), 04/2008⇒ ALT, (AC), ⇒04/2008, ALT, HYDP, (AC), 04/2008⇒ ALT, (Denso), FOR ALT: 100A, OE-NO 37300-27601, 37300-27602	<b>5PK1635</b> <b>5PK1650</b> <b>5PK1800</b> <b>5PK1815</b> <b>5PK1850</b> <b>AP9062</b>
1.6	09/02-09/05	G4ED-G	77	1599			AC ALT PS	<b>4PK825</b> <b>4PK850</b> <b>AVX13X655</b>
	08/05-06/09		78		<b>CT942</b> <b>CT942K1</b>	CA CA		<b>4PK825</b> <b>4PK850</b> <b>AVX13X655</b>
					<b>CT942</b> <b>CT942K1</b>	CA CA		

GRACE Bus

2.5 D	07/93-06/94	D4BA	55	2476			ALT, (AC) PS AC	<b>AVX10X1100</b> <b>AVX13X750</b> <b>AVX13X925</b>
					<b>CT517</b> <b>CT714</b> <b>CT932</b>	CA BS, ⇒03/1994 BS, 03/1994⇒		
2.5 TD	06/98-10/01	D4BF	59	2476			ALT PS AC	<b>2XAVX10X1100</b> <b>4PK1062</b> <b>AVX13X950</b>
					<b>CT1107</b> <b>CT1107K1</b> <b>CT921</b> <b>CT921K2</b>	BS BS CA CA		

GRANDEUR (TG)

2.2 CRDi	06/06-	D4EB	110	2188			ALT CA CA	<b>6PK1510</b>
			114				ALT CA CA	<b>6PK1510</b>
					<b>CT1099</b> <b>CT1099K2</b>			
3.3	04/05-	G6DB	173	3342			ALT	<b>6PK2475</b>

H-1 / STAREX

2.4	06/97-04/04	G4CS	82	2351			ALT PS CA CA	<b>4PK975</b> <b>AVX13X1000</b>
					<b>CT801</b> <b>CT801K1</b> <b>CT991</b> <b>CT991K3</b>	BS BS		
2.4 4WD	02/98-04/04	G4CS	82	2351			ALT PS CA CA	<b>4PK975</b> <b>AVX13X1000</b>
					<b>CT801</b> <b>CT801K1</b> <b>CT991</b> <b>CT991K3</b>	BS BS		
2.5 D	10/97-04/04	D4BF	57	2476			ALT, 2x PS BS CA	<b>2XAVX10X1100</b> <b>4PK1062</b>
					<b>CT1107</b> <b>CT921</b>			
2.5 TCi	10/97-04/04	D4BH	73	2476			ALT PS AC BS BS CA CA	<b>2XAVX10X1100</b> <b>4PK1062</b> <b>AVX13X950</b>
					<b>CT1107</b> <b>CT1107K1</b> <b>CT921</b> <b>CT921K2</b>			
	05/04-12/07		74				ALT PS AC	<b>2XAVX10X1100</b> <b>4PK1062</b> <b>AVX13X950</b>





HYUNDAI

**HYUNDAI**

H-1 / STAREX

					CT1107 CT1107K1 CT921 CT921K2	BS BS CA CA	
2.5 TD	06/97-04/04	D4BF	59	2476		ALT PS AC	2XAVX10X1100 4PK1062 AVX13X950
					CT1107 CT1107K1 CT921 CT921K2	BS BS CA CA	
2.5 TD 4WD	03/01-04/04	D4BH	73	2476		ALT PS AC	2XAVX10X1100 4PK1062 AVX13X950
					CT1107 CT1107K1 CT921 CT921K2	BS BS CA CA	
	11/01-04/04		74			ALT PS AC	2XAVX10X1100 4PK1062 AVX13X950
					CT1107 CT1107K1 CT921 CT921K2	BS BS CA CA	
	02/98-04/04	D4BF	59			ALT PS AC	2XAVX10X1100 4PK1062 AVX13X950
					CT1107 CT1107K1 CT921 CT921K2	BS BS CA CA	

H-1 Kasten

2.4	03/00-04/04	G4CS	82	2351		ALT PS CA	4PK975 AVX13X1000
					CT801 CT801K1 CT991 CT991K3	CA CA BS BS	
2.5 CRDi	08/03-04/04	D4CB	103	2497		PS ALT, (-AC) ALT, AC	5PK1393 7PK1730 7PK2283
2.5 TD	03/00-09/00	D4BF	59	2476		ALT PS AC	2XAVX10X1100 4PK1062 AVX13X950
					CT1107 CT1107K1 CT921 CT921K2	BS BS CA CA	
	03/00-04/04	D4BH	73			ALT PS AC	2XAVX10X1100 4PK1062 AVX13X950
					CT1107 CT1107K1 CT921 CT921K2	BS BS CA CA	
	10/01-04/04		74			ALT PS AC	2XAVX10X1100 4PK1062 AVX13X950
					CT1107 CT1107K1 CT921 CT921K2	BS BS CA CA	

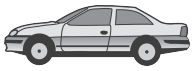
H-1 Pritsche/Fahrgestell

2.5 D	06/00-10/05	D4BH	73	2477		ALT PS AC	2XAVX10X1100 4PK1062 AVX13X950
					CT1107 CT1107K1 CT921 CT921K2	BS BS CA CA	

H100 Bus (P)

2.4	07/93-03/00	G4CS	90	2351		ALT, 07/1997⇒ ALT, ⇒06/1997 PS	4PK975 AVX10X960 AVX13X1000
					CT801 CT801K1 CT991	CA CA BS	





## HYUNDAI

### H100 Bus (P)

	01/97-03/00		84		CT991K3 BS	ALT, 07/1997⇒ ALT, ⇒06/1997 PS CA CA BS BS	4PK975 AVX10X960 AVX13X1000
2.5 D	07/93-12/94	D4BA, D4BX	55	2477	CT801 CT801K1 CT991 CT991K3	ALT ALT, 2x, (ABS) PS AC CA CA BS, ⇒02/1994 BS, 03/1994⇒	17X1060Li 2XAVX10X1100 AVX13X750 AVX13X925
	12/94-03/00	D4BA	57		CT1107 CT1107K1 CT517 CT517K1 CT921 CT921K2 CT932	ALT ALT, (ABS) AC, 05/1999⇒ PS AC, ⇒05/1999 BS, 02/1996⇒ BS, 02/1996⇒ CA, ⇒05/1996 CA, ⇒05/1996 CA, 06/1996⇒ CA, 06/1996⇒ BS, ⇒01/1996	17X1060Li 2XAVX10X1100 AVX13X1400 AVX13X750 AVX13X925
2.5 TD	07/93-03/00	D4BF	59	2477	CT1107 CT1107K1 CT517 CT517K1 CT921 CT921K2 CT932	ALT ALT, 2x, (ABS) PS AC BS, 02/1996⇒ BS, 06/1996⇒ CA, ⇒05/1996 CA, ⇒05/1996 CA, 06/1996⇒ CA, 06/1996⇒ BS, ⇒01/1996	17X1060Li 2XAVX10X1100 AVX13X750 AVX13X925

### H100 Kasten

2.4	10/97-12/04	G4CS	82	2351	CT801 CT801K1 CT991	ALT PS AC CA CA BS	4PK975 AVX13X1000 AVX13X975
2.5 D	12/94-03/00	D4BA	57	2477	CT1107 CT1107K1 CT517 CT517K1 CT921 CT921K2 CT932	ALT ALT, 2x, (ABS) PS AC BS, 02/1996⇒ BS, 06/1996⇒ CA, ⇒05/1996 CA, ⇒05/1996 CA, 06/1996⇒ CA, 06/1996⇒ BS, ⇒01/1996	17X1060Li 2XAVX10X1100 AVX13X750 AVX13X925
	07/93-12/94	D4BA, D4BX	55		CT517 CT517K1 CT714 CT932	ALT ALT, 2x, (ABS) PS AC CA CA BS, ⇒02/1994 BS, 03/1994⇒	17X1060Li 2XAVX10X1100 AVX13X750 AVX13X925

### i10

1.1	01/08-	G4HG	49	1086	CT1013 CT1013K1	AC, 06/2005⇒ PS, 06/2005⇒ ALT, 06/2005⇒ CA CA	4PK673 4PK750 4PK780
	12/07-		48		CT1013 CT1013K1	AC, 06/2005⇒ PS, 06/2005⇒ ALT, 06/2005⇒ CA CA	4PK673 4PK750 4PK780
1.1 CRDi	01/08-	D3FA	55	1120		ALT, (-AC) ALT, (AC)	5PK1650 5PK1788






**HYUNDAI**

<b>i10</b>							
↔ 1.2	11/08-	G4LA	57	1248		ALT, (AC) ALT, (-AC)	5PK1236 ELAST 5PK898 ELAST
	04/11-		63			ALT, (AC) ALT, (-AC)	5PK1236 ELAST 5PK898 ELAST
<b>i20 (PB, PBT)</b>							
1.2	09/08-	G4LA	57	1248		ALT, (AC) ALT, (-AC)	5PK1236 ELAST 5PK898 ELAST
	1.4 CRDi	08/08-	D4FC	66	1396		ALT, (-AC) ALT, (AC)
08/09-			55			ALT, (-AC) ALT, (AC)	5PK1650 5PK1815
1.6 CRDi	09/08-	D4FB	85	1582		ALT, (-AC) ALT, (AC)	5PK1650 5PK1815
<b>i30 (FD)</b>							
1.4	10/07-11/11	G4FA	80	1396		ALT, (AC) ALT, (-AC)	6PK1256 6PK955
			90	1591		ALT, (AC) ALT, (-AC)	6PK1256 6PK955
1.6 CRDi	10/07-11/11	D4FB	85	1582		ALT, (-AC), ⇒04/2008 ALT, (-AC), 04/2008⇒ ALT, (AC), ⇒04/2008 ALT, (AC), 04/2008⇒	5PK1635 5PK1650 5PK1800 5PK1815
			66			ALT, (-AC), ⇒04/2008 ALT, (-AC), 04/2008⇒ ALT, (AC), ⇒04/2008 ALT, (AC), 04/2008⇒	5PK1635 5PK1650 5PK1800 5PK1815
			81			ALT, (-AC), ⇒04/2008 ALT, (-AC), 04/2008⇒ ALT, (AC), ⇒04/2008 ALT, (AC), 04/2008⇒	5PK1635 5PK1650 5PK1800 5PK1815
2.0	10/07-11/11	G4GC-G, G4GC	105	1975		AC ALT CA CA	4PK855 4PK890
2.0 CRDi	10/07-11/11	D4EA	103	1991	CT937 CT937K2	ALT CA CA	6PK1400
					CT1099 CT1099K2	ALT CA CA	
<b>i30 CW (FD)</b>							
1.4	11/09-06/12	G4FA	80	1396		ALT, OE-NO 8200065601 ALT, OE-NO 8200041848 AC, (PS) PS AC, (-PS)	3PK735 3PK750 4PK1538 4PK905 4PK925
					CT1045 CT1045K1	CA CA	
1.6	02/08-06/12	G4FC	90	1591		ALT, (AC) ALT, (-AC)	6PK1256 6PK955
			93			ALT, (AC) ALT, (-AC)	6PK1256 6PK955
1.6 CRDi	02/08-06/12	D4FB	85	1582		ALT, (-AC), ⇒04/2008 ALT, (-AC), 04/2008⇒ ALT, (AC), ⇒04/2008 ALT, (AC), 04/2008⇒	5PK1635 5PK1650 5PK1800 5PK1815
			66			ALT, (-AC), ⇒04/2008 ALT, (-AC), 04/2008⇒ ALT, (AC), ⇒04/2008 ALT, (AC), 04/2008⇒	5PK1635 5PK1650 5PK1800 5PK1815
2.0	02/08-06/12	G4GC-G, G4GC	105	1975		AC ALT CA CA	4PK855 4PK890
2.0 CRDi	02/08-06/12	D4EA	103	1991	CT937 CT937K2	ALT CA CA	6PK1400
					CT1099 CT1099K2	ALT CA CA	
<b>ix20 (JC)</b>							
1.4 CRDi	11/10-	D4FC	66	1396		ALT, (-AC) ALT, (AC)	5PK1650 5PK1815
<b>LANTRA I (J-1)</b>							
1.5 i.e.	10/90-11/95	G15B, G4DJ	63	1468		ALT PS CA CA	4PK875 AVX13X625
					CT715 CT715K1	CA CA	
1.6 i.e. 16V	10/90-11/95	G4CR	78	1596		AC, ⇒02/1993 AC, 02/1993⇒ ALT PS	4PK915 4PK938 4PK975 AVX13X675
					CT1109 CT1109K1	BS BS	





<b>HYUNDAI</b>							
<b>LANTRA I (J-1)</b>							
			84		CT826	CA	
						AC, ⇒02/1993 AC, 02/1993⇒ ALT PS	4PK915 4PK938 4PK975 AVX13X675
					CT1109 CT1109K1 CT826	BS BS CA	
1.8 i.e. 16V	10/90-11/95	G4CN	93	1836		AC ALT CA	4PK915 4PK990
					CT1000 CT1000K1 CT1109 CT1109K1	CA CA BS BS	
<b>LANTRA II (J-2)</b>							
1.5 12V	12/96-09/00	G4EK	65	1495		PS AC ALT	4PK611 4PK850 4PK895
					CT1062 CT738 CT738K2	CA, 11/1998⇒ CA, ⇒10/1998 CA, ⇒10/1998	
1.6 16V	11/95-09/00	4G61	84	1599		AC ALT PS	4PK850 4PK875 AVX13X655
					CT781 CT781K2	CA CA	
1.6 i	11/95-09/00	G4GR	66	1599		AC ALT PS	4PK850 4PK875 AVX13X655
					CT781 CT781K2	CA CA	
1.8 16V	11/95-09/00	G4GM	94	1795		AC ALT PS	4PK850 4PK875 AVX13X655
					CT781 CT781K2	CA CA	
1.9 D	03/98-09/00	DJY	50	1905		ALT, PS, (-AC) ALT, PS, AC	6PK1130 6PK1740
					CT1061 CT1061K2	CA, MTR-CODE: XUD9 CA, MTR-CODE: XUD9	
2.0 16V	08/96-09/00	G4GF	102	1975		AC ALT PS	4PK850 4PK875 AVX13X655
					CT937 CT937K1	CA CA	
<b>LANTRA II Wagon (J-2)</b>							
1.5 12V	04/97-10/00	G4EK	65	1495		PS AC ALT	4PK611 4PK855 4PK895
					CT1062 CT738 CT738K2	CA, 11/1998⇒ CA, ⇒10/1998 CA, ⇒10/1998	
1.6 16V	02/96-10/00	4G61	84	1599		AC ALT PS	4PK850 4PK875 AVX13X655
					CT781 CT781K2	CA CA	
1.6 i	02/96-10/00	G4GR	66	1599		AC ALT PS	4PK850 4PK875 AVX13X655
					CT781 CT781K2	CA CA	
1.8 16V	02/96-10/00	G4GM	94	1795		AC ALT PS	4PK850 4PK875 AVX13X655
					CT781 CT781K2	CA CA	
1.9 D	03/98-10/00	DJY	50	1905		ALT, PS, (-AC) ALT, PS, AC	6PK1130 6PK1740
					CT1061 CT1061K2	CA, MTR-CODE: XUD9 CA, MTR-CODE: XUD9	
2.0 16V	12/96-10/00	G4GF	102	1975		AC ALT PS	4PK850 4PK875 AVX13X655
					CT937 CT937K1	CA, 04/1997⇒ CA, 04/1997⇒	
<b>MATRIX (FC)</b>							
1.5 CRDi	10/01-08/10	D3EA	60	1496		ALT, PS, (AC)	6PK1440

**HYUNDAI**




HYUNDAI

**HYUNDAI**

MATRIX (FC)

					CT1099 CT1099K2	ALT, (Denso), FOR ALT: 100A, OE-NO 37300-27600, 37300-27601, ⇨05/2005 CA, MTR-CODE: D3EA CA	AP9062
	12/04-08/10	D4FA	75	1493		ALT, (PS), (AC), 10/2005⇨, ⇨04/2006 ALT, (Denso), FOR ALT: 100A, OE-NO 37300-27600, 37300-27601, 37300-27602	5PK1850 AP9062
1.5 CRDi VGT	03/08-08/10	D4FA	81	1493		ALT, (-AC) ALT, (AC) ALT, (Denso), FOR ALT: 100A, OE-NO 37300-27600, 37300-27601, 37300-27602	5PK1745 5PK1850 AP9062
1.6	06/01-08/10	G4ED-G	76	1599	CT942 CT942K1	AC ALT PS CA CA	4PK815 4PK845 AVX13X655
1.8	06/01-08/10	G4GB-G	90	1795	CT781 CT781K2	AC ALT CA CA	4PK855 4PK875
<b>PONY</b>							
1.3	10/85-09/89	G13B	50	1299	CT665 CT665K1	ALT, 03/1987⇨ ALT, ⇨02/1987 PS CA CA	4PK875 AVX10X875 AVX13X675
1.5	10/85-09/89	G15B, G4DJ	53	1468	CT665 CT665K1	ALT, 03/1987⇨ ALT, ⇨02/1987 PS CA CA	4PK875 AVX10X875 AVX13X675
<b>PONY (X-2)</b>							
1.3	10/89-01/95	G4DG	43	1299	CT665 CT715 CT715K1	ALT AC, 09/1992⇨ AC, ⇨09/1992 PS CA, ⇨12/1989 CA, 01/1990⇨ CA, ⇨07/1994	4PK875 AVX10X825 AVX10X850 AVX13X625
			49		CT715 CT715K1	ALT AC, 09/1992⇨ AC, ⇨09/1992 PS CA CA, MTR-CODE: G4DG, ⇨07/1994	4PK875 AVX10X825 AVX10X850 AVX13X625
1.5	10/89-01/95	G15B, G4DJ	53	1468	CT665 CT715 CT715K1	ALT AC, 09/1992⇨, ⇨01/1993 AC, ⇨09/1992 PS CA, ⇨12/1989 CA, 01/1990⇨ CA, ⇨07/1994	4PK875 AVX10X825 AVX10X850 AVX13X625
1.5 i	10/89-01/95	G15B, G4DJ	61	1468	CT665 CT715 CT715K1	ALT AC, 09/1992⇨, ⇨01/1993 AC, ⇨09/1992 PS CA, ⇨12/1989 CA, 01/1990⇨ CA, ⇨07/1994	4PK875 AVX10X825 AVX10X850 AVX13X625
			62		CT665 CT715 CT715K1	ALT AC, 09/1992⇨, ⇨01/1993 AC, ⇨09/1992 PS CA, ⇨12/1989 CA, 01/1990⇨ CA, ⇨07/1994	4PK875 AVX10X825 AVX10X850 AVX13X625
<b>PONY / EXCEL Stufenheck (X-2)</b>							
1.3	01/90-01/95	G4DG	49	1299	CT715 CT715K1	CA CA, MTR-CODE: G4DG, ⇨07/1994	
1.5	01/90-01/95	G15B, G4DJ	53	1468	CT715 CT715K1	ALT AC, 09/1992⇨, ⇨01/1993 AC, ⇨09/1992 PS CA CA, ⇨07/1994	4PK875 AVX10X825 AVX10X850 AVX13X625
1.5 i	01/90-01/95	G15B, G4DJ	61	1468		ALT AC, 09/1992⇨, ⇨01/1993 AC, ⇨09/1992	4PK875 AVX10X825 AVX10X850





<b>HYUNDAI</b>							
<b>PONY / EXCEL Stufenheck (X-2)</b>							
			62		CT715	PS	AVX13X625
					CT715K1	CA, ⇒07/1994	
						ALT	4PK875
					CT715	AC, 09/1992⇒, ⇒01/1993	AVX10X825
						AC, ⇒09/1992	AVX10X850
					CT715	PS	AVX13X625
						CA	
					CT715K1	CA, ⇒07/1994	
<b>PONY Stufenheck</b>							
1.3	10/85-09/89	G13B	50	1299		ALT, 03/1987⇒	4PK870
						ALT, ⇒02/1987	AVX10X875
					CT665	PS	AVX13X675
						CA	
					CT665K1	CA	
1.5	10/85-09/89	G15B, G4DJ	53	1468		ALT, 03/1987⇒	4PK870
						ALT, ⇒02/1987	AVX10X875
					CT665	PS	AVX13X675
						CA	
					CT665K1	CA	
<b>PORTER Bus</b>							
2.4	03/96-04/04	G4CS	82	2351		ALT, 07/1997⇒	4PK975
						ALT, ⇒06/1997	AVX10X960
					CT801	PS	AVX13X1000
						AC	AVX13X975
					CT801K1	CA	
						CA	
					CT991	CA	
						BS	
					CT991K1	BS	
<b>PORTER Kasten</b>							
2.4	03/96-04/04	G4CS	82	2351		ALT, 07/1997⇒	4PK975
						ALT, ⇒06/1997	AVX10X960
					CT801	PS	AVX13X1000
						AC	AVX13X975
					CT801K1	CA	
						CA	
					CT991	CA	
						BS	
					CT991K1	BS	
2.5 TD	07/94-04/04	D4BH	73	2477		ALT	2XAVX10X1100
						PS	4PK1062
					CT1107	AC	AVX13X950
						BS	
					CT1107K1	BS	
						CA	
					CT921	CA	
						CA	
					CT921K2	CA	
<b>PORTER Pick-up</b>							
2.4	03/96-04/04	G4CS	82	2351		ALT, 07/1997⇒	4PK975
						ALT, ⇒06/1997	AVX10X960
					CT801	PS	AVX13X1000
						AC	AVX13X975
					CT801K1	CA	
						CA	
					CT991	CA	
						BS	
					CT991K1	BS	
2.5 TD	07/94-04/04	D4BH	73	2477		ALT	2XAVX10X1100
						PS	4PK1062
					CT1107	AC	AVX13X950
						BS	
					CT1107K1	BS	
						CA	
					CT921	CA	
						CA	
					CT921K2	CA	
<b>S COUPE (SLC)</b>							
1.5 i	02/90-05/96	G15B, G4DJ	62	1468		ALT	4PK875
						PS	AVX13X625
					CT715	AC	AVX13X850
						CA	
					CT715K1	CA	
						PS	4PK635
					CT715	ALT	4PK895
						AC	4PK950
					CT715K1	CA, ⇒06/1993	
						CA, ⇒06/1993	
					CT738	CA, 07/1993⇒	
						CA, 07/1993⇒	
					CT738K2	CA, 07/1993⇒	
1.5 i Turbo	04/91-05/96	G4EK-TC	85	1495		PS	4PK635
						ALT	4PK895
					CT715	AC	4PK950
						CA, ⇒06/1993	

**HYUNDAI**


**HYUNDAI**
**HYUNDAI**
**S COUPE (SLC)**

					CT715K1 CT738 CT738K2	CA, ⇨06/1993 CA, 07/1993⇨ CA, 07/1993⇨	
--	--	--	--	--	-----------------------------	--	--

**SANTA FÉ I (SM)**


2.0	08/01-03/06	G4BP	99	1997	CT1027 CT1027K1 CT1141 CT1141K1	ALT PS PS, AC CA CA BS, ⇨06/2002 BS	4PK938 5PK1110 5PK1393
2.0 CRDi	08/01-03/06	D4EA	83	1991	CT1099 CT1099K2	ALT CA, MTR-CODE: D4EA CA	6PK1510
2.0 CRDi 4x4	04/01-03/06	D4EA	83	1991	CT1099 CT1099K2	ALT CA, MTR-CODE: D4EA CA	6PK1510
	08/03-03/06		92		CT1099 CT1099K2	ALT CA, MTR-CODE: D4EA CA	6PK1510
2.2 CRDi	10/05-03/06	D4EB	110	2188	CT1099	ALT	6PK1510
					CT1099K2	CA CA	
2.2 CRDi 4x4	10/05-03/06	D4EB	110	2188	CT1099	ALT	6PK1510
					CT1099K2	CA CA	
2.4 16V	02/01-03/06	G4JS-G	100	2351	CT1075 CT1141 CT1141K1	ALT PS, (-AC) PS, (AC) CA BS BS	4PK945 5PK1110 5PK1393
			107		CT1075 CT1141 CT1141K1	ALT PS, (-AC) PS, (AC) CA BS BS	4PK945 5PK1110 5PK1393
2.4 16V 4x4	02/01-03/06	G4JS-G	100	2351	CT1075 CT1141 CT1141K1	ALT PS, (-AC) PS, (AC) CA BS BS	4PK945 5PK1110 5PK1393
			107		CT1075 CT1141 CT1141K1	ALT PS, (-AC) PS, (AC) CA BS BS	4PK945 5PK1110 5PK1393
2.7	10/05-03/06	G6EA	139	2656		ALT, PS, AC	6PK2000
2.7 4x4	10/05-03/06	G6EA	139	2656		ALT, PS, AC	6PK2000
2.7 V6 4x4	02/01-03/06	G6BA-G	127	2656	CT1085	ALT, (AC)	6PK2000
					CT1085K1	CA CA	

**SANTA FÉ II (CM)**

2.2 CRDi	03/06-	D4EB	102	2188	CT1099 CT1099K2	ALT CA CA	6PK1510
			114		CT1099 CT1099K2	ALT CA CA	
2.2 CRDi 4x4	03/06-	D4EB	102	2188	CT1099 CT1099K2	ALT CA CA	6PK1510
			114		CT1099 CT1099K2	ALT CA CA	
2.2 CRDi GLS	03/06-	D4EB	110	2188	CT1099	ALT	6PK1510
					CT1099K2	CA CA	
2.2 CRDi GLS 4x4	03/06-	D4EB	110	2188	CT1099	ALT	6PK1510
					CT1099K2	CA CA	
2.7 V6 GLS	03/06-	G6EA	139	2656		ALT	6PK2055





<b>HYUNDAI</b>							
<b>SANTA FÉ II (CM)</b>							
 2.7 V6 GLS 4x4	03/06-	G6EA	139	2656		ALT	6PK2055
<b>SANTAMO</b>							
2.0 16V	05/99-		102	1997	CT1000 CT1000K1 CT1109 CT1109K1	AC ALT PS CA CA BS BS	4PK962 4PK990 AVX13X675
2.0 16V 4x4	05/99-	G4CP	102	1997	CT1000 CT1000K1 CT1109 CT1109K1	CA CA BS BS	
<b>SONATA II (Y-2)</b>							
1.8 i	09/88-10/93	G4G2	70	1796	CT511 CT511K2 CT991 CT991K1	CA CA BS BS	
2.0 i	09/88-08/91	G4CP	74	1997	CT511 CT511K2 CT991 CT991K1	CA CA BS BS	
	01/91-10/93	G4CP-U	80		CT511 CT511K2 CT802 CT991 CT991K1	ALT PS AC, ⇨01/1993 CA, ⇨07/1993 CA, ⇨07/1993 CA, 08/1993⇨ BS BS	4PK975 AVX13X650 AVX13X975
2.0 i 16V	01/91-10/93	G4CP-D	96	1997	CT1000 CT1000K1 CT1109 CT1109K1	AC ALT PS CA CA BS BS	4PK962 4PK990 AVX13X675
2.4 i	09/88-08/91	G4CS	83	2351	CT801 CT801K1 CT991 CT991K1	CA CA BS BS	
3.0 i V6	01/91-10/93	G6AT	107	2972	CT805 CT805K1	ALT AC CA CA	5PK1240 AVX13X975
<b>SONATA III (Y-3)</b>							
1.8 i	05/93-06/98	G4CM	72	1796	CT511 CT511K2 CT991 CT991K1	CA, MTR-CODE: G4CM SOHC CA, MTR-CODE: G4CM SOHC CA, MTR-CODE: G4CM SOHC BS, MTR-CODE: G4CM SOHC	
2.0 i	08/96-06/98		70	1997	CT511 CT511K2 CT991 CT991K1	CA, MTR-CODE: G4-P SOHC CA, MTR-CODE: G4-P SOHC CA, MTR-CODE: G4-P SOHC BS, MTR-CODE: G4-P SOHC	
	06/94-08/96	G4CP	77		CT802 CT911 CT991 CT991K1	ALT PS CA, ⇨10/1995 CA, 11/1995⇨ BS BS	4PK975 AVX13X650
2.0 i 16V	05/93-06/98	G4CP-D	102	1997	CT1000 CT1000K1 CT1109 CT1109K1	AC ALT PS CA CA BS BS	4PK962 4PK990 AVX13X675
	06/96-06/98	G4CP-DM	92		CT1000 CT1000K1 CT1109 CT1109K2	AC ALT PS CA CA BS BS	4PK962 4PK990 AVX13X675
3.0 i V6	05/93-06/98	G6AT	107	2972	CT805 CT805K1	ALT AC CA CA	5PK1240 AVX13X975




**HYUNDAI**
**HYUNDAI**
**SONATA III (Y-3)**

↳ 2.0 16V

10/01-11/04	G4JP-EG	96	1997	CT1027 CT1027K1 CT1141 CT1141K1	ALT PS, (AC) CA CA BS BS	4PK945 5PK1393	
06/98-10/01	G4JP-G	100		CT1027 CT1027K1 CT1141 CT1141K1	ALT PS, (-AC) PS, (AC) CA CA BS BS	4PK938 5PK1110 5PK1393	
2.4 16V	03/98-10/01	G4BS	105	2351	CT1075 CT1141 CT1141K1	ALT PS, (-AC) PS, (AC) CA BS BS	4PK945 5PK1110 5PK1393
2.5 V6 24V	06/98-10/01	G6BV-G	118	2493	CT1085 CT1085K1	ALT, (AC) CA CA	6PK2000
2.7 V6	10/01-11/04	G6BA-G	127	2656	CT1085 CT1085K1	ALT, (-AC) ALT, (AC) CA CA	6PK1705 6PK2000
	11/02-11/04	G6BA	129		CT1085 CT1085K1	ALT, (-AC) ALT, (AC) CA CA	6PK1698 6PK2000

**SONATA V (NF)**

2.0 CRDi

02/06-	D4EA	103	1991	CT1099 CT1099K2	ALT, (AC) CA CA	6PK1510
		100		CT1099 CT1099K2	ALT, (AC) CA CA	6PK1510
03/09-		110		CT1099 CT1099K2	ALT, (AC) CA CA	6PK1510
2.0 VVTi GLS	05/05-	106	1997		ALT	6PK2585
2.4	01/05-	G4KC	119	2359		6PK2585
3.3	01/05-	G6DB	171	3342		6PK2475
	01/08-		184			6PK2475
	06/05-		173			6PK2475

**STELLAR (F31\_, SF2\_)**

1.6

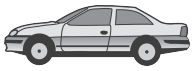
10/83-12/91	G32B	56	1597		ALT	AVX10X813
-------------	------	----	------	--	-----	-----------

**TERRACAN (HP)**

2.5 D

06/01-10/03	D4BH	74	2476	CT1107 CT1107K1 CT921 CT921K2	PS BS BS CA CA	AVX13X785	
		59	2477	CT1107 CT1107K1 CT921 CT921K2	PS BS BS CA CA	AVX13X785	
2.5 TD	12/01-12/06	D4BH	74	2476	CT1107 CT1107K1 CT921 CT921K2	PS, ⇨10/2003 BS, ⇨10/2003 BS, ⇨10/2003 CA, ⇨10/2003 CA, ⇨10/2003	AVX13X785
2.9 CRDi	11/01-07/03	J3	110	2902	CT1107 CT994 CT994K1	PS ALT AC ALT, (Mando), FOR ALT: 110A, OE-NO 37300-4X500, 37300-4X501, 37300-4X502, 37300-4X503 BS CA CA	4PK830 5PK1680 AVX13X975 AP9061
2.9 CRDi 4WD	12/01-12/06	J3	110	2902		PS ALT AC ALT, (Mando), FOR ALT: 110A, OE-NO 37300-4X500, 37300-4X501, 37300-4X502, 37300-4X503	4PK830 5PK1680 AVX13X975 AP9061





## HYUNDAI

### TERRACAN (HP)

					CT1107 CT994 CT994K1	BS CA CA	
	11/03-12/06		120			PS ALT, (-AC) ALT, (AC) ALT, (Mando), FOR ALT: 110A, OE-NO 37300-4X500, 37300-4X501, 37300-4X502, 37300-4X503	4PK830 5PK1592 5PK1697 AP9061
3.5 i V6 4WD	12/01-12/06	G6CU	147	3497	CT994 CT994K1	CA CA	
			143			PS AC ALT, WP	4PK1080 4PK938 5PK1135
						PS AC ALT, WP	4PK1080 4PK938 5PK1135

### TRAJET (FO)

2.0	03/00-07/08	G4JP-G	100	1997	CT1027 CT1027K1 CT1141 CT1141K1	ALT PS, (-AC) PS, (AC) CA CA BS BS	4PK938 5PK1110 5PK1393
	01/04-07/08	G4GC-G	103	1975	CT937 CT937K1 CT937K2	ALT PS, (-AC) PS, AC CA CA, ⇒05/2006, (MANL-TP) CA, 05/2006⇒, (AUTOM-TP)	4PK945 5PK1110 5PK1393
2.0 CRDi	04/01-07/08	D4EA	83	1991	CT1099 CT1099K2	ALT CA, MTR-CODE: D4EA CA	6PK1510
2.7 V6	09/00-07/08	G6BA-G	127	2656	CT1085 CT1085K1	ALT, (-AC) ALT, (AC) CA CA	6PK1705 6PK2000

### TUCSON (JM)

2.0	08/04-03/10	G4GC	104	1975	CT937 CT937K1 CT937K2	PS ALT, (FWD) ALT, (4WD) CA CA, ⇒05/2006, (MANL-TP) CA, 05/2006⇒, (AUTOM-TP)	3PK675 4PK875 4PK890
2.0 Allrad	08/04-03/10	G4GC	104	1975	CT937 CT937K1	PS ALT, (FWD) ALT, (4WD) CA CA, ⇒05/2006, (MANL-TP)	3PK675 4PK875 4PK890
2.0 CRDi	08/04-03/10	D4EA	83	1991	CT1099 CT1099K2	ALT CA CA	6PK1510
	01/06-03/10	D4EA-V	103		CT1099 CT1099K2	ALT CA CA	6PK1510
		D4EA	100		CT1099 CT1099K2	ALT CA CA	6PK1510
	01/07-03/10		88		CT1099 CT1099K2	ALT CA CA	6PK1510
	01/09-03/10		110		CT1099 CT1099K2	ALT, (AC) CA CA	6PK1510
2.0 CRDi Allrad	08/04-03/10	D4EA	83	1991	CT1099 CT1099K2	ALT CA CA	6PK1510
	01/06-03/10	D4EA-V, D4EA-F	103		CT1099 CT1099K2	ALT CA CA	6PK1510
		D4EA	100		CT1099 CT1099K2	ALT CA CA	6PK1510
	01/07-03/10		88		CT1099 CT1099K2	ALT CA CA	6PK1510
	01/09-03/10		110			ALT	6PK1510







## HYUNDAI

### TUCSON (JM)

					CT1099 CT1099K2	CA CA	
2.7 Allrad	08/04-03/10	G6BA-G	129	2656		ALT, PS, AC	6PK2000
					CT1085 CT1085K1	CA CA	
<b>XG (XG)</b>							
25	12/98-	G6AV	120	2493		PS ALT, (AC)	5PK915 6PK2000
					CT1085 CT1085K1	CA CA	
30/300	12/98-	G6CT-G	138	2972		PS ALT, AC	5PK906 6PK1230
350	04/03-	G6CU	145	3497		PS ALT	5PK906 6PK1195

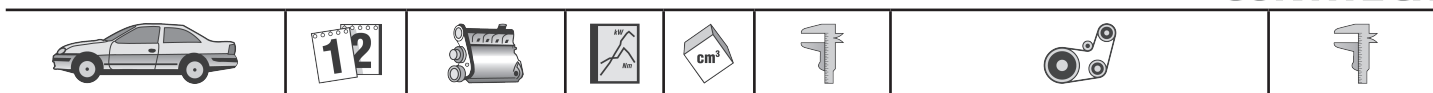
## HYUNDAI (BEIJING)

<b>ACCENT</b>							
1.4	02/06-	G4EE	70	1399		AC ALT PS	4PK815 4PK850 AVX13X655
					CT481	CA	
<b>ELANTRA Stufenheck</b>							
1.6	12/03-	G4GR	81	1599		ALT, (AC)	6PK2140
		G4GA	82			AC, 04/2006⇒ ALT, 04/2006⇒, ⇒07/2009 AC, ⇒04/2006 ALT, ⇒04/2006 PS, 04/2006⇒	4PK815 4PK850 4PK855 4PK875 AVX13X655
					CT481 CT781	CA, 04/2006⇒ CA, ⇒04/2006	
1.8	12/03-	G4GB	96	1795		ALT, ⇒12/2008 AC ALT, 01/2009⇒ PS, 04/2006⇒	4PK850 4PK855 4PK875 AVX13X655
					CT781	CA	
<b>i30 Schrägheck</b>							
1.6	07/09-	G4FC	89	1591		ALT, (AC)	6PK2140
2.0	07/09-		101	1975		AC	4PK855
					CT483	CA	
<b>SONATA (EF)</b>							
2.0	12/02-07/07	G4GC	101	1975		PS AC ALT	3PK675 4PK855 4PK875
					CT483	CA	
<b>SONATA (NF)</b>							
2.0	09/05-	G4KA	101	1998		ALT, (AC)	6PK2585
2.4	09/05-	G4KC	119	2359		ALT, (AC), OE-NO 25212-25020 ALT, (AC), OE-NO 25212-25000	6PK2510 6PK2585
<b>SONATA (NFC)</b>							
2.0	12/08-	G4KD	121	1998		ALT, (AC), ⇒08/2009	6PK2585
2.4	12/08-	G4KE	128	2395		ALT, (AC), ⇒08/2009	6PK2585

## INFINITI

<b>G20</b>							
2.0	01/90-12/97	SR20DE	85	1998		PS ALT, (AC)	4PK845 6PK1033
<b>I30</b>							
3.0	01/97-	VQ30DE	142	2988		PS ALT	4PK770 6PK1100
<b>J30</b>							
3.0	01/92-12/97	VG30DE	157	2960		ALT AC	4PK1015 4PK962
<b>M30 Convertible</b>							
3.0	01/90-12/93	VG30E	121	2960		ALT CA	4PK1038
					CT693		
<b>M30 Coupe</b>							
3.0	01/89-12/93	VG30E	121	2960		ALT CA	4PK1038
					CT693		
<b>Q45</b>							
4.1	01/93-	VH41DE	205	4130		AC ALT	4PK1015 6PK751
4.5	01/89-12/93	VH45DE	205	4494		AC ALT PS	4PK950 6PK962 7PK1280
<b>QX4</b>							
3.3	01/97-	VG33E	125	3275		AC, ⇒10/2002	5PK1285





<b>INFINITI</b>							
<b>QX4</b>					<b>CT1033</b>	PS, ⇄10/2002 CA, ⇄10/2002	<b>AVX13X875</b>

<b>INNOCENTI</b>							
<b>MINI</b>							
1.0	05/74-02/82	BLMC99H	32	999		ALT, WP	<b>AVX10X813</b>
			35			ALT, WP	<b>AVX10X813</b>
			39	993		ALT, WP	<b>AVX10X813</b>
1.3	08/76-02/82	BLMC12H	47	1275		ALT	<b>AVX10X813</b>
1.3 De Tomaso	08/76-02/82	BLMC12HH	51	1275		ALT, WP	<b>AVX10X813</b>

<b>ISUZU</b>							
<b>CAMPO (KB)</b>							
2.5 D (KBD27)	01/83-12/90	4JA1	55	2499	<b>CT508</b> <b>CT508K1</b>	CA CA	
2.5 D 4WD (KBD47)	01/83-12/90	4JA1	55	2499	<b>CT508</b> <b>CT508K1</b>	ALT CA CA	<b>17X1000Li</b>

<b>GEMINI</b>							
1.6	01/90-12/93	4XE1-WU	97	1588		ALT AC, (-PS) AC, (PS) PS	<b>4PK706</b> <b>4PK750</b> <b>6PK1033</b> <b>6PK935</b>

<b>GEMINI (JT)</b>							
1.5 D	02/88-12/90	4EC1	37	1488	<b>CT748</b> <b>CT748K4</b>	PS AC AIRC CA CA	<b>AVX10X913</b> <b>AVX13X1138</b> <b>AVX13X925</b>
1.5 TD	02/88-12/90	4EC1T	49	1488	<b>CT748</b> <b>CT748K4</b>	PS AC AIRC CA CA	<b>AVX10X913</b> <b>AVX13X1138</b> <b>AVX13X925</b>
1.6 GTI 16V	08/88-12/90	4XE1	84	1588		ALT AC, (-PS) AC, (PS) PS	<b>4PK706</b> <b>4PK750</b> <b>6PK1033</b> <b>6PK935</b>

<b>GEMINI Stufenheck (JT)</b>							
1.5 D	02/88-12/90	4EC1	37	1488	<b>CT748</b> <b>CT748K4</b>	PS AC AIRC CA CA	<b>AVX10X913</b> <b>AVX13X1138</b> <b>AVX13X925</b>
1.5 TD	02/88-12/90	4EC1T	49	1488	<b>CT748</b> <b>CT748K4</b>	PS AC AIRC CA CA	<b>AVX10X913</b> <b>AVX13X1138</b> <b>AVX13X925</b>

<b>MIDI Bus (94000, 98000)</b>							
2.0 (98000)	01/89-	4ZC1	61	1995		PS ALT AIRP	<b>AVX13X1025</b> <b>AVX13X875</b> <b>AVX13X875</b>
2.0 4WD (94000)	01/89-	4ZC1	61	1995		PS ALT AIRP	<b>AVX13X1025</b> <b>AVX13X875</b> <b>AVX13X875</b>
2.0 TD (98000)	01/89-	4FC1T	51	1995	<b>CT516</b>	PS ALT, (PS) ALT CA	<b>AVX10X666</b> <b>AVX13X1000</b> <b>AVX13X1025</b>
2.2 D (98000)	01/89-	4FD1	45	2189	<b>CT516</b>	PS ALT, (PS) ALT CA	<b>AVX10X666</b> <b>AVX13X1000</b> <b>AVX13X1025</b>
2.2 D 4WD (94000)	01/89-	4FD1	45	2189	<b>CT516</b>	PS ALT, (PS) ALT CA	<b>AVX10X666</b> <b>AVX13X1000</b> <b>AVX13X1025</b>
2.4 D (98000)	01/94-	4FG1T	56	2380	<b>CT516</b>	PS ALT, (PS) ALT, (-PS) CA	<b>AVX10X666</b> <b>AVX13X1000</b> <b>AVX13X1025</b>

<b>MIDI Kasten (98000N)</b>							
2.0	06/88-	4ZC1	61	1995		PS ALT FAN	<b>AVX13X1025</b> <b>AVX13X875</b> <b>AVX13X875</b>
2.2 D	01/89-	4FD1	45	2189		PS	<b>AVX10X666</b>




**ISUZU**
**ISUZU**
**MIDI Kasten (98000N)**

						ALT, (PS) ALT CA	AVX13X1000 AVX13X1025
2.4 TD	02/94-	4FG1T	56	2380	CT516	PS ALT, (PS) ALT, (-PS) CA	AVX10X666 AVX13X1000 AVX13X1025

**MIDI Van (94000, 98000)**

2.0 (98000)	01/89-	4ZC1	61	1995		PS ALT AIRP	AVX13X1025 AVX13X875 AVX13X875
2.0 4WD (94000)	01/89-	4ZC1	61	1995		PS ALT AIRP	AVX13X1025 AVX13X875 AVX13X875
2.0 TD (98000)	01/89-	4FC1T	51	1995		PS ALT, (PS) ALT CA	AVX10X666 AVX13X1000 AVX13X1025
2.2 D (98000)	01/89-	4FD1	45	2189	CT516	PS ALT, (PS) ALT CA	AVX10X666 AVX13X1000 AVX13X1025
2.2 D 4WD (94000)	01/89-	4FD1	45	2189	CT516	PS ALT, (PS) ALT CA	AVX10X666 AVX13X1000 AVX13X1025
2.4 TD (98000)	01/94-	4FG1T	56	2380	CT516	PS ALT, (PS) ALT, (-PS) CA	AVX10X666 AVX13X1000 AVX13X1025

**TROOPER**

3.0 DTI	04/00-	4JX1	118	2999	CT1082	CA	
3.5 V6 24V	04/00-	6VE1	158	3498	CT852	ALT, (-AC) ALT, (AC) CA	6PK2040 6PK2285

**TROOPER (UB)**

3.2	08/91-07/98	6VD1	130	3165	CT844	AC ALT PS CA	4PK805 4PK962 AVX10X1025
-----	-------------	------	-----	------	-------	-----------------------	--------------------------------

**TROOPER (UBS)**

2.8 TD (UBS55)	10/87-12/91	4JB1T	71	2772	CT508 CT508K1	AC, (PS) PS, (AC) AC PS CA CA	2XAVX13X1525 2XAVX13X1525 AVX13X1500 AVX13X950
	10/88-12/91	4JB1-TC	78		CT508 CT508K1	AC, (PS) PS, (AC) AC PS CA CA	2XAVX13X1525 2XAVX13X1525 AVX13X1500 AVX13X950

**TROOPER Soft Top**

3.0 DTI	04/00-	4JX1T	118	2999	CT1082	ALT AC CA	2XAVX10X990 AVX13X1250
3.5 V6 24V	04/00-	6VE1	158	3494	CT852	ALT, (-AC) ALT, (AC) CA	6PK2040 6PK2285

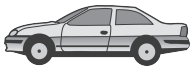
**TROOPER Soft Top (UB)**

3.2	08/91-07/98	6VD1	130	3165	CT844	AC ALT PS CA	4PK805 4PK962 AVX10X1025
-----	-------------	------	-----	------	-------	-----------------------	--------------------------------

**TROOPER Soft Top (UBS)**

2.2 TD (UBS52)	03/84-12/91	C223T	53	2238	CT612	AC, (PS) PS, (AC) AC PS CA	2XAVX13X1525 2XAVX13X1525 AVX13X1500 AVX13X1500
2.3 (UBS16)	11/85-12/91	4ZD1	66	2254	CT716	AIRC AC PS FAN CA	AVX10X775 AVX13X1000 AVX13X1025 AVX13X875
2.6 i (UBS17)	10/87-12/91	4ZE1	85	2559		AIRC AC	AVX10X775 AVX13X1000





## ISUZU

### TROOPER Soft Top (UBS)

						PS FAN CA	AVX13X1025 AVX13X875
							<b>CT816</b>

## IVECO

### DAILY I Kasten/Kombi

30-8 (10014131, 10014132, 10014137, 10014231, 10014232...)	01/78-12/89	8140.61.200	53	2445	CT731 CT731K1	ALT	AVX10X950
35-10 (10314204, 10314211, 10314212, 10314217, 10314411...)	01/85-12/89	8140.21.200	68	2445	CT622 CT622K1	ALT, FOR ALT: 35A, FOR ALT: 55A	AVX10X925
35-8 (10034131, 10034132, 10034137, 10034224, 10034231...)	01/78-12/89	8140.61.200	53	2445	CT731 CT731K1	ALT	AVX10X925
40-10 V	01/85-12/89	8140.27S	68	2445	CT622 CT622K1	ALT, (AC) AC, ⇒MTR-NO 1927815 ALT WP, (AC) AC, MTR-NO 1927816⇒ ⇒MTR-NO 1307400	AVX10X1075 AVX10X850 AVX10X925 AVX13X750 AVX13X875
40-8 V	01/83-06/89	8140.61.200	53	2445	CT731K1		
45-10 V (10334204, 10334211, 10334212, 10334217, 10334404)	01/85-12/89	8140.21.200	68	2445	CT622 CT622K1	ALT, (AC) AC, ⇒MTR-NO 1927815 ALT WP, (AC) AC, MTR-NO 1927816⇒ ⇒MTR-NO 1307400	AVX10X1075 AVX10X850 AVX10X925 AVX13X750 AVX13X875
49-10 V (10354204, 10354211, 10354212, 10354217...)	01/85-12/89	8140.21.200	68	2445	CT622 CT622K1	ALT, (AC) AC, ⇒MTR-NO 1927815 ALT WP, (AC) AC, MTR-NO 1927816⇒ ⇒MTR-NO 1307400	AVX10X1075 AVX10X850 AVX10X925 AVX13X750 AVX13X875

### DAILY I Pritsche/Fahrgestell

30-8 (10011131, 10011132, 10011231, 10011232, 10011237...)	01/78-12/89	8140.61.200	53	2445	CT731 CT731K1	ALT	AVX10X925
35-10 (10310311, 10311111, 10311112, 10311117, 10311211...)	01/85-12/89	8140.21.200	68	2445	CT622 CT622K1	ALT, FOR ALT: 85A ALT, FOR ALT: 35A, FOR ALT: 55A ⇒MTR-NO 1307400	AVX10X913 AVX10X925
35-8 (10031131, 10031132, 10031137, 10031224, 10031231...)	01/78-12/89	8140.61.200	53	2445	CT731 CT731K1	ALT	AVX10X925
40-10	01/85-12/89	8140.27S	68	2445	CT622 CT622K1	ALT, (AC) AC, ⇒MTR-NO 1927815 AC, MTR-NO 1927816⇒ ALT WP, (AC) ⇒MTR-NO 1307400	AVX10X1075 AVX10X850 AVX10X875 AVX10X925 AVX13X750
40-8	01/83-06/89	8140.61.200	53	2445	CT731K1		
45-10 (10331211, 10331212, 10331217, 10331304, 10331311...)	01/85-12/89	8140.21.200	68	2445	CT622 CT622K1	ALT ⇒MTR-NO 1307400	AVX10X925
49-10 (10350211, 10350304, 10350311, 10350404, 10350411...)	01/85-12/89	8140.21.200	68	2445	CT622 CT622K1	ALT, (AC) AC, ⇒MTR-NO 1927815 ALT WP, (AC) AC, MTR-NO 1927816⇒ ⇒MTR-NO 1307400	AVX10X1075 AVX10X850 AVX10X925 AVX13X750 AVX13X875

### DAILY II Bus

A 40-10 (94139111, 94139131, 94139311, 94139315...)	01/91-12/96	8140.27.2720	76	2499	CT622 CT622K1 CT989K1	ALT, (AC) AC, ⇒MTR-NO 1927815 ALT WP, (AC) AC, MTR-NO 1927816⇒ ⇒MTR-NO 1307400 ⇒MTR-NO 1307400 MTR-NO 1307401⇒	AVX10X1075 AVX10X850 AVX10X925 AVX13X750 AVX13X875
A 40-10 (95719111, 95719131, 95719311,	09/96-05/99	8140.23.	76	2798		ALT, (AC) ALT	AVX10X1050 AVX10X925




**IVECO**
**IVECO**
**DAILY II Bus**

95719315...

					<b>CT1034K1</b>	WP AC MTR-CODE: 8140.23.3720	<b>AVX13X800</b> <b>AVX13X890</b>
A 40-12 (95819311, 95819315, 95819317, 95819331)	05/96-05/99	8140.43.	90	2798	<b>CT1034K1</b>	ALT MTR-CODE: 8140.43.3711	<b>AVX10X925</b>
A 45-10 (94159111, 94159131, 94159211, 94159311...)	01/91-04/96	8140.27.2720	76	2499	<b>CT622</b> <b>CT622K1</b> <b>CT989K1</b>	ALT, (AC) AC, ⇒MTR-NO 1927815 ALT WP, (AC) AC, MTR-NO 1927816⇒ ⇒MTR-NO 1307400 ⇒MTR-NO 1307400 MTR-NO 1307401⇒	<b>AVX10X1075</b> <b>AVX10X850</b> <b>AVX10X925</b> <b>AVX13X750</b> <b>AVX13X875</b>
A 45-10 (95739111, 95739131, 95739311, 95739317, 95739331)	05/96-05/99	8140.23.	76	2798	<b>CT1034K1</b>	ALT, (AC) ALT WP AC MTR-CODE: 8140.23.3720	<b>AVX10X1050</b> <b>AVX10X925</b> <b>AVX13X800</b> <b>AVX13X890</b>
A 45-12 (94179211, 94179231, 94179311, 94179317...)	06/90-04/96	8140.47.2711, 8140.47.2721	85	2499	<b>CT622K1</b> <b>CT989K1</b>	ALT, (AC) AC, ⇒MTR-NO 1927815 ALT WP, (AC) AC, MTR-NO 1927816⇒ ⇒MTR-NO 1307400 MTR-NO 1307401⇒	<b>AVX10X1075</b> <b>AVX10X850</b> <b>AVX10X925</b> <b>AVX13X750</b> <b>AVX13X875</b>
A 45-12 (95839211, 95839231, 95839311, 95839317...)	05/96-05/99	8140.43.	90	2798	<b>CT1034K1</b>	ALT	<b>AVX10X925</b>

**DAILY II Kasten/Kombi**

30-10	01/97-05/99	8140.23.	76	2798	<b>CT1034</b> <b>CT1034K1</b>	MTR-CODE: 8140.23.3720	
30-10 C	01/97-05/99	8140.23.	76	2798	<b>CT1034</b> <b>CT1034K1</b> <b>CT1034</b> <b>CT1034K1</b>	MTR-CODE: 8140.23.3720	
30-8 (12914111, 12914112, 12914117, 12914131, 12914137...)	01/89-08/98	8140.07.2700, 8140.07.2712	55	2499	<b>CT1038</b> <b>CT1038K1</b> <b>CT622</b> <b>CT622K1</b> <b>CT731K1</b> <b>CT989K1</b>	ALT MTR-NO 1307401⇒, MTR-CODE: 8140.67F MTR-CODE: 814007, ⇒MTR-NO 1307400 ⇒MTR-NO 1307400, MTR-CODE: 8140.07.2700/2712 ⇒MTR-NO 1307400, MTR-CODE: 8140.67F MTR-NO 1307401⇒, MTR-CODE: 8140.07.2700/2712	<b>AVX10X925</b>
		8140.67F, 8140.67F.3710, 8140.67F.3711, 8140.67F.3713, 8140.67F.3721	60		<b>CT1038</b> <b>CT1038K1</b> <b>CT622</b> <b>CT622K1</b> <b>CT731K1</b> <b>CT989K1</b>	ALT MTR-NO 1307401⇒, MTR-CODE: 8140.67F MTR-CODE: 814007, ⇒MTR-NO 1307400 ⇒MTR-NO 1307400, MTR-CODE: 8140.07.2700/2712 ⇒MTR-NO 1307400, MTR-CODE: 8140.67F MTR-NO 1307401⇒, MTR-CODE: 8140.07.2700/2712	<b>AVX10X925</b>
		8140.07.2700, 8140.07.2712	55		<b>CT1038</b> <b>CT1038K1</b> <b>CT622</b> <b>CT622K1</b> <b>CT731K1</b> <b>CT989K1</b>	ALT MTR-NO 1307401⇒, MTR-CODE: 8140.67F MTR-CODE: 814007, ⇒MTR-NO 1307400 ⇒MTR-NO 1307400, MTR-CODE: 8140.07.2700/2712 ⇒MTR-NO 1307400, MTR-CODE: 8140.67F MTR-NO 1307401⇒, MTR-CODE: 8140.07.2700/2712	<b>AVX10X925</b>
		8140.67F.	60		<b>CT1038</b> <b>CT1038K1</b> <b>CT622</b> <b>CT622K1</b> <b>CT731K1</b>	ALT MTR-NO 1307401⇒, MTR-CODE: 8140.67F MTR-CODE: 814007, ⇒MTR-NO 1307400 ⇒MTR-NO 1307400, MTR-CODE: 8140.07.2700/2712 ⇒MTR-NO 1307400, MTR-CODE: 8140.67F	<b>AVX10X925</b>





<b>IVECO</b>						
<b>DAILY II Kasten/Kombi</b>						
					<b>CT989K1</b>	MTR-NO 1307401⇒, MTR-CODE: 8140.07.2700/2712 ALT <b>AVX10X925</b>
30-8 (14914111, 14914117, 14914211, 14914217, 14915111...)	01/89-08/98	8140.67F., 8140.67F.3710, 8140.67F.3711, 8140.67F.3713, 8140.67F.3721	60	2499	<b>CT1038K1</b> <b>CT622</b>	MTR-CODE: 814007, ⇒MTR-NO 1307400
	09/98-05/99	8140.63.	62	2798	<b>CT989K1</b>	
30-8 V (14914111, 14914117, 14914211, 14914217...)	09/98-05/99	8140.63.	62	2798	<b>CT989K1</b>	
35-10 (12974212, 12974217, 13014111, 13014131, 13014204...)	01/89-08/98	8140.47R.2790	76	2499		ALT, (AC) AC, ⇒MTR-NO 1927815 ALT WP, (AC) AC, MTR-NO 1927816⇒ ⇒MTR-NO 1307400 MTR-NO 1307401⇒ <b>AVX10X1075</b> <b>AVX10X850</b> <b>AVX10X925</b> <b>AVX13X750</b> <b>AVX13X875</b>
		8140.47R	80		<b>CT622K1</b> <b>CT989K1</b>	ALT, (AC) AC, ⇒MTR-NO 1927815 ALT WP, (AC) AC, MTR-NO 1927816⇒ ⇒MTR-NO 1307400 MTR-NO 1307401⇒ <b>AVX10X1075</b> <b>AVX10X850</b> <b>AVX10X925</b> <b>AVX13X750</b> <b>AVX13X875</b>
35-10 (15034111, 15034204, 15034211, 15034215, 15034217...)	01/96-05/99	8140.23.	76	2798		ALT, (AC) ALT, FOR ALT: 85A ALT AC MTR-CODE: 8140.23.3720 <b>AVX10X1050</b> <b>AVX10X925</b> <b>AVX10X940</b> <b>AVX13X890</b>
					<b>CT1034K1</b>	
35-12 (13114131, 13114204, 13114211, 13114212, 13114217...)	01/90-04/96	8140.47.2700	85	2499		ALT, (AC) AC, ⇒MTR-NO 1927815 ALT WP, (AC) AC, MTR-NO 1927816⇒ ⇒MTR-NO 1307400 MTR-NO 1307401⇒ <b>AVX10X1075</b> <b>AVX10X850</b> <b>AVX10X925</b> <b>AVX13X750</b> <b>AVX13X875</b>
					<b>CT622K1</b> <b>CT989K1</b>	
35-8 (12934104, 12934111, 12934112, 12934117, 12934124...)	01/91-08/98	8140.07.2700, 8140.07.2712	55	2499		ALT MTR-NO 1307401⇒, MTR-CODE: 8140.67F MTR-CODE: 814007, ⇒MTR-NO 1307400 ⇒MTR-NO 1307400, MTR-CODE: 8140.07.2700/2712 ⇒MTR-NO 1307400, MTR-CODE: 8140.67F MTR-NO 1307401⇒, MTR-CODE: 8140.07.2700/2712 <b>AVX10X925</b>
					<b>CT1038K1</b> <b>CT622</b> <b>CT622K1</b> <b>CT731K1</b> <b>CT989K1</b>	
		8140.67F., 8140.67F.3701, 8140.67F.3710, 8140.67F.3711, 8140.67F.3713, 8140.67F.3721	60			ALT MTR-NO 1307401⇒, MTR-CODE: 8140.67F MTR-CODE: 814007, ⇒MTR-NO 1307400 ⇒MTR-NO 1307400, MTR-CODE: 8140.07.2700/2712 ⇒MTR-NO 1307400, MTR-CODE: 8140.67F MTR-NO 1307401⇒, MTR-CODE: 8140.07.2700/2712 <b>AVX10X925</b>
					<b>CT1038K1</b> <b>CT622</b> <b>CT622K1</b> <b>CT731K1</b> <b>CT989K1</b>	
		8140.07.2700, 8140.07.2712	55			ALT MTR-NO 1307401⇒, MTR-CODE: 8140.67F MTR-CODE: 814007, ⇒MTR-NO 1307400 ⇒MTR-NO 1307400, MTR-CODE: 8140.07.2700/2712 ⇒MTR-NO 1307400, MTR-CODE: 8140.67F MTR-NO 1307401⇒, MTR-CODE: 8140.07.2700/2712 <b>AVX10X925</b>
					<b>CT1038K1</b> <b>CT622</b> <b>CT622K1</b> <b>CT731K1</b> <b>CT989K1</b>	
		8140.67F., 8140.67F.3701, 8140.67F.3710, 8140.67F.3711, 8140.67F.3713, 8140.67F.3721	60			ALT MTR-NO 1307401⇒, MTR-CODE: 8140.67F MTR-CODE: 814007, ⇒MTR-NO 1307400 ⇒MTR-NO 1307400, MTR-CODE: 8140.07.2700/2712 ⇒MTR-NO 1307400, MTR-CODE: 8140.67F MTR-NO 1307401⇒, MTR-CODE: 8140.07.2700/2712 <b>AVX10X925</b>
					<b>CT1038K1</b> <b>CT622</b> <b>CT622K1</b> <b>CT731K1</b> <b>CT989K1</b>	
35-8 (14934104,	09/98-05/99	8140.63.	62	2798	<b>CT989K1</b>	

**IVECO**




## IVECO

### DAILY II Kasten/Kombi

40-10 4x4 (15214104, 15214111, 15214117, 15215111)	01/97-05/99	8140.23.	76	2798		ALT, FOR ALT: 85A ALT	AVX10X925 AVX10X940
40-10 V	01/90-04/96	8140.27.2720	76	2499	<b>CT1034K1</b>	MTR-CODE: 8140.23.3720 ALT, (AC) AC, ⇒MTR-NO 1927815 ALT WP, (AC) AC, MTR-NO 1927816⇒ ⇒MTR-NO 1307400 ⇒MTR-NO 1307400 MTR-NO 1307401⇒	AVX10X1075 AVX10X850 AVX10X925 AVX13X750 AVX13X875
40-12 V	10/90-04/96	8140.47.2700	85	2499	<b>CT622K1</b> <b>CT989K1</b>	⇒MTR-NO 1307400 MTR-NO 1307401⇒	
45-10 V (13034204, 13034211, 13034212, 13034224...)	01/89-04/96	8140.27.2720	76	2499		ALT, (AC) AC, ⇒MTR-NO 1927815 ALT WP, (AC) AC, MTR-NO 1927816⇒ ⇒MTR-NO 1307400 ⇒MTR-NO 1307400 MTR-NO 1307401⇒	AVX10X1075 AVX10X850 AVX10X925 AVX13X750 AVX13X875
49-10 V (13054204, 13054211, 13054212, 13054215...)	01/89-04/96	8140.27.2700, 8140.47R.2790	76	2499		ALT, (AC) AC, ⇒MTR-NO 1927815 ALT WP, (AC) AC, MTR-NO 1927816⇒ ⇒MTR-NO 1307400 ⇒MTR-NO 1307400 MTR-NO 1307401⇒	AVX10X1075 AVX10X850 AVX10X925 AVX13X750 AVX13X875
49-12 V (13134124, 13134204, 13134211, 13134212...)	06/90-04/96	8140.47.2711, 8140.47.2721	85	2499	<b>CT622K1</b> <b>CT989K1</b>	ALT, (AC) AC, ⇒MTR-NO 1927815 ALT WP, (AC) AC, MTR-NO 1927816⇒ ⇒MTR-NO 1307400 MTR-NO 1307401⇒	AVX10X1075 AVX10X850 AVX10X925 AVX13X750 AVX13X875
49-12 V (15154204, 15154211, 15154215, 15154217...)	05/96-05/99	8140.43.	90	2798		ALT, (AC) ALT, FOR ALT: 85A ALT WP AC	AVX10X1050 AVX10X925 AVX10X940 AVX13X800 AVX13X890
59-12 V (13154404, 13154411, 13154412, 13154417...)	05/91-04/96	8140.47.2700, 8140.47.2711	85	2499	<b>CT1034K1</b>	MTR-CODE: 8140.43.3711 ALT, (AC) AC, ⇒MTR-NO 1927815 ALT WP, (AC) AC, MTR-NO 1927816⇒ ⇒MTR-NO 1307400 ⇒MTR-NO 1307400 MTR-NO 1307401⇒ MTR-NO 1307401⇒	AVX10X1075 AVX10X850 AVX10X925 AVX13X750 AVX13X875
59-12 V (15174404, 15174411, 15174415, 15174417)	05/96-05/99	8140.43.	90	2798		ALT, (AC) ALT, FOR ALT: 85A ALT WP AC	AVX10X1050 AVX10X925 AVX10X940 AVX13X800 AVX13X890

### DAILY II Kipper

35-10 K (15030111, 15030211, 15030311, 15031111...)	01/97-05/99	8140.23.	76	2798		ALT, (AC) ALT, FOR ALT: 85A ALT WP AC	AVX10X1050 AVX10X925 AVX10X940 AVX13X800 AVX13X890
35-12 K (15130311, 15130411, 15131111, 15131204...)	09/96-08/98	8140.43.	90	2798	<b>CT1034K1</b>	MTR-CODE: 8140.23.3720 ALT, (AC) ALT, FOR ALT: 85A ALT WP AC	AVX10X1050 AVX10X925 AVX10X940 AVX13X800 AVX13X890
35-8 K (14930304, 14931104, 14931111, 14931115...)	09/98-05/99	8140.63.	62	2798	<b>CT1034K1</b> <b>CT989K1</b>	MTR-CODE: 8140.43.3711	
45-10 (13031204, 13031211, 13031212, 13031224, 13031231...)	01/92-04/96	8140.27.2720	76	2499		ALT, (AC) AC, ⇒MTR-NO 1927815 ALT WP, (AC) AC, MTR-NO 1927816⇒	AVX10X1075 AVX10X850 AVX10X925 AVX13X750 AVX13X875





<b>IVECO</b>							
<b>DAILY II Kipper</b>							
					<b>CT622</b> <b>CT989K1</b>	⇒MTR-NO 1307400	
49-10 K (13056212, 13056224, 13056231, 13056237...)	01/89-04/96	8140.27.2700, 8140.47R.2790	76	2499		ALT, (AC) AC, ⇒MTR-NO 1927815 ALT WP, (AC) AC, MTR-NO 1927816⇒ ⇒MTR-NO 1307400, MTR-CODE: 814027 ⇒MTR-NO 1307400 MTR-NO 1307401⇒	<b>AVX10X1075</b> <b>AVX10X850</b> <b>AVX10X925</b> <b>AVX13X750</b> <b>AVX13X875</b>
49-10 K (15056204, 15056211, 15056304, 15056311)	05/96-05/99	8140.23.	76	2798		ALT, (AC) ALT, FOR ALT: 85A ALT WP AC MTR-CODE: 8140.23.3720	<b>AVX10X1050</b> <b>AVX10X925</b> <b>AVX10X940</b> <b>AVX13X800</b> <b>AVX13X890</b>
49-12 K	05/96-05/99	8140.43.	90	2798	<b>CT1034K1</b>	MTR-CODE: 8140.43.3711	
49-12 K (13136204, 13136211, 13136212, 13136224...)	06/90-04/96	8140.47.2711, 8140.47.2721	85	2499		ALT, (AC) AC, ⇒MTR-NO 1927815 ALT WP, (AC) AC, MTR-NO 1927816⇒ ⇒MTR-NO 1307400 MTR-NO 1307401⇒	<b>AVX10X1075</b> <b>AVX10X850</b> <b>AVX10X925</b> <b>AVX13X750</b> <b>AVX13X875</b>
59-12 K (13156211, 13156212, 13156231, 13156311...)	05/91-04/96	8140.47.2700, 8140.47.2711	85	2499		ALT, (AC) AC, ⇒MTR-NO 1927815 ALT WP, (AC) AC, MTR-NO 1927816⇒ ⇒MTR-NO 1307400 MTR-NO 1307401⇒	<b>AVX10X1075</b> <b>AVX10X850</b> <b>AVX10X925</b> <b>AVX13X750</b> <b>AVX13X875</b>
59-12 K (15176211, 15176304, 15176311, 15176315...)	05/96-05/99	8140.43.	90	2798		ALT, (AC) ALT, FOR ALT: 85A ALT WP AC MTR-CODE: 8140.43.3711	<b>AVX10X1050</b> <b>AVX10X925</b> <b>AVX10X940</b> <b>AVX13X800</b> <b>AVX13X890</b>
<b>DAILY II Pritsche/Fahrgestell</b>							
30-10	01/98-05/99	8140.23.	76	2798	<b>CT1034</b> <b>CT1034K1</b>	MTR-CODE: 8140.23.3720	
30-8 (10011131, 10011132, 10011231, 10011232, 10011237...)	01/92-08/98	8140.67F, 8140.67F.3710, 8140.67F.3711, 8140.67F.3713, 8140.67F.3721	60	2499		ALT	<b>AVX10X925</b>
30-8 (12910211, 12911111, 12911112, 12911117, 12911131...)	09/98-05/99	8140.63.	62	2798	<b>CT989K1</b>		
	01/92-08/98	8140.07.2700	55	2499		ALT MTR-NO 1307401⇒, MTR-CODE: 8140.67F MTR-CODE: 814007, ⇒MTR-NO 1307400 ⇒MTR-NO 1307400, MTR-CODE: 8140.67F MTR-CODE: 8140.07.2700	<b>AVX10X925</b>
		8140.67F.	60			ALT MTR-NO 1307401⇒, MTR-CODE: 8140.67F MTR-CODE: 814007, ⇒MTR-NO 1307400 ⇒MTR-NO 1307400, MTR-CODE: 8140.67F MTR-CODE: 8140.07.2700	<b>AVX10X925</b>
		8140.07.2700	55			ALT MTR-NO 1307401⇒, MTR-CODE: 8140.67F MTR-CODE: 814007, ⇒MTR-NO 1307400 ⇒MTR-NO 1307400, MTR-CODE: 8140.67F MTR-CODE: 8140.07.2700	<b>AVX10X925</b>
		8140.67F.	60			ALT MTR-NO 1307401⇒, MTR-CODE: 8140.67F MTR-CODE: 814007, ⇒MTR-NO 1307400 ⇒MTR-NO 1307400, MTR-CODE: 8140.67F MTR-CODE: 8140.07.2700	<b>AVX10X925</b>
30-8 (14911111, 14911117, 14911211, 14911215, 14911217...)	09/98-05/99	8140.63.	62	2798	<b>CT989K1</b>		
35-10 (12971112,	01/89-12/96	8140.97.2781	68	2499		ALT, (AC)	<b>AVX10X1075</b>

**IVECO**





**IVECO**
**IVECO**
**DAILY II Pritsche/Fahrgestell**

↔ 12971212, 12971312, 12971317, 12976112...						AC, ⇒MTR-NO 1927815 AC, MTR-NO 1927816⇒ ALT WP, (AC) ⇒MTR-NO 1307400 MTR-NO 1307401⇒	<b>AVX10X850</b> <b>AVX10X875</b> <b>AVX10X925</b> <b>AVX13X750</b>
		8140.47R.2790	76			ALT, (AC) AC, ⇒MTR-NO 1927815 AC, MTR-NO 1927816⇒ ALT WP, (AC) ⇒MTR-NO 1307400 MTR-NO 1307401⇒	<b>AVX10X1075</b> <b>AVX10X850</b> <b>AVX10X875</b> <b>AVX10X925</b> <b>AVX13X750</b>
35-10 (15030111, 15030211, 15030311, 15031111, 15031117...)	01/96-05/99	8140.23.	76	2798		ALT, (AC) ALT, FOR ALT: 85A ALT WP AC	<b>AVX10X1050</b> <b>AVX10X925</b> <b>AVX10X940</b> <b>AVX13X800</b> <b>AVX13X890</b>
35-12 (13110131, 13110211, 13110231, 13110311, 13110312...)	01/90-04/96	8140.47.2700	85	2499		ALT, (AC) AC, ⇒MTR-NO 1927815 AC, MTR-NO 1927816⇒ ALT WP, (AC) ⇒MTR-NO 1307400 MTR-NO 1307401⇒	<b>AVX10X1075</b> <b>AVX10X850</b> <b>AVX10X875</b> <b>AVX10X925</b> <b>AVX13X750</b>
35-12 (15130311, 15130411, 15131111, 15131204, 15131211...)	05/96-05/99	8140.43.	90	2798		ALT, (AC) ALT, FOR ALT: 85A ALT WP AC	<b>AVX10X1050</b> <b>AVX10X925</b> <b>AVX10X940</b> <b>AVX13X800</b> <b>AVX13X890</b>
35-8 (12931102, 12931104, 12931111, 12931112, 12931117...)	01/89-08/98	8140.07.2700, 8140.07.2712	55	2499		ALT MTR-NO 1307401⇒, MTR-CODE: 8140.67F MTR-CODE: 814007, ⇒MTR-NO 1307400 ⇒MTR-NO 1307400, MTR-CODE: 8140.07.2700/2712 ⇒MTR-NO 1307400, MTR-CODE: 8140.67F MTR-NO 1307401⇒, MTR-CODE: 8140.07.2700/2712	<b>AVX10X925</b>
		8140.67F.	60			ALT MTR-NO 1307401⇒, MTR-CODE: 8140.67F MTR-CODE: 814007, ⇒MTR-NO 1307400 ⇒MTR-NO 1307400, MTR-CODE: 8140.07.2700/2712 ⇒MTR-NO 1307400, MTR-CODE: 8140.67F MTR-NO 1307401⇒, MTR-CODE: 8140.07.2700/2712	<b>AVX10X925</b>
		8140.07.2700, 8140.07.2712	55			ALT MTR-NO 1307401⇒, MTR-CODE: 8140.67F MTR-CODE: 814007, ⇒MTR-NO 1307400 ⇒MTR-NO 1307400, MTR-CODE: 8140.07.2700/2712 ⇒MTR-NO 1307400, MTR-CODE: 8140.67F MTR-NO 1307401⇒, MTR-CODE: 8140.07.2700/2712	<b>AVX10X925</b>
		8140.67F.	60			ALT MTR-NO 1307401⇒, MTR-CODE: 8140.67F MTR-CODE: 814007, ⇒MTR-NO 1307400 ⇒MTR-NO 1307400, MTR-CODE: 8140.07.2700/2712 ⇒MTR-NO 1307400, MTR-CODE: 8140.67F MTR-NO 1307401⇒, MTR-CODE: 8140.07.2700/2712	<b>AVX10X925</b>
35-8 (14930304, 14931104, 14931111, 14931115, 14931204...)	09/98-05/99	8140.63.	62	2798		<b>CT989K1</b>	
40-10 W 4x4	01/97-05/99	8140.23.	76	2798		<b>CT1034K1</b>	MTR-CODE: 8140.23.3720
40-12	10/90-04/96	8140.47.2700	85	2499		<b>CT622K1</b>	⇒MTR-NO 1307400





# IVECO

## DAILY II Pritsche/Fahrgestell

					<b>CT989K1</b>	MTR-NO 1307401⇒	
45-10 (13031204, 13031211, 13031212, 13031224, 13031231...)	01/89-04/96	8140.27.2720	76	2499	<b>CT622</b> <b>CT622K1</b> <b>CT989K1</b>	ALT, (AC) AC, ⇒MTR-NO 1927815 ALT WP, (AC) AC, MTR-NO 1927816⇒ ⇒MTR-NO 1307400 ⇒MTR-NO 1307400 MTR-NO 1307401⇒	<b>AVX10X1075</b> <b>AVX10X850</b> <b>AVX10X925</b> <b>AVX13X750</b> <b>AVX13X875</b>
49-10 (13050211, 13050231, 13050304, 13050311, 13050331...)	01/89-04/96	8140.27.2700, 8140.47R.2790	76	2499	<b>CT622</b> <b>CT622K1</b> <b>CT989</b> <b>CT989K1</b>	ALT, (AC) AC, ⇒MTR-NO 1927815 ALT WP, (AC) AC, MTR-NO 1927816⇒ ⇒MTR-NO 1307400, MTR-CODE: 814027 ⇒MTR-NO 1307400 MTR-NO 1307401⇒ MTR-NO 1307401⇒	<b>AVX10X1075</b> <b>AVX10X850</b> <b>AVX10X925</b> <b>AVX13X750</b> <b>AVX13X875</b>
49-10 (15050304, 15050404, 15050411, 15051204, 15051211...)	05/96-05/99	8140.23.	76	2798	<b>CT1034K1</b>	ALT, (AC) ALT, FOR ALT: 85A ALT WP AC MTR-CODE: 8140.23.3720	<b>AVX10X1050</b> <b>AVX10X925</b> <b>AVX10X940</b> <b>AVX13X800</b> <b>AVX13X890</b>
49-12 (13130211, 13130231, 13130304, 13130311, 13130312...)	06/90-04/96	8140.47.2711, 8140.47.2721	85	2499	<b>CT622K1</b> <b>CT989K1</b>	ALT, (AC) AC, ⇒MTR-NO 1927815 ALT WP, (AC) AC, MTR-NO 1927816⇒ ⇒MTR-NO 1307400 MTR-NO 1307401⇒	<b>AVX10X1075</b> <b>AVX10X850</b> <b>AVX10X925</b> <b>AVX13X750</b> <b>AVX13X875</b>
49-12 (15150211, 15150311, 15150404, 15150411, 15151204...)	05/96-05/99	8140.43.	90	2798	<b>CT1034K1</b>	ALT, (AC) ALT, FOR ALT: 85A ALT WP AC MTR-CODE: 8140.43.3711	<b>AVX10X1050</b> <b>AVX10X925</b> <b>AVX10X940</b> <b>AVX13X800</b> <b>AVX13X890</b>
59-12 (13150204, 13150211, 13150231, 13150311, 13150312...)	05/91-04/96	8140.47.2700, 8140.47.2711	85	2499	<b>CT622K1</b> <b>CT989K1</b>	ALT, (AC) AC, ⇒MTR-NO 1927815 ALT WP, (AC) AC, MTR-NO 1927816⇒ ⇒MTR-NO 1307400 MTR-NO 1307401⇒	<b>AVX10X1075</b> <b>AVX10X850</b> <b>AVX10X925</b> <b>AVX13X750</b> <b>AVX13X875</b>
59-12 (15170211, 15170304, 15170311, 15170504, 15170511...)	05/96-05/99	8140.43.	90	2798	<b>CT1034K1</b>	ALT, (AC) ALT, FOR ALT: 85A ALT WP AC MTR-CODE: 8140.43.3711	<b>AVX10X1050</b> <b>AVX10X925</b> <b>AVX10X940</b> <b>AVX13X800</b> <b>AVX13X890</b>

## DAILY III Kasten/Kombi

29 L 10 V (ALJA43A2, ALJA42A2, ALJA41A2)	09/02-	F1AE0481A	70	2287	<b>CT1148</b> <b>CT1148K1</b>	AC ALT CA CA	<b>4PK985</b> <b>7PK1325</b>
29 L 11 V	05/99-	8140.43C	78	2798	<b>CT1034</b> <b>CT1034K1</b> <b>CT1038</b> <b>CT1038K1</b>	ALT CA, OE-NO 99456477 CA, OE-NO 99456477 CA, OE-NO 99456476 CA, OE-NO 99456476	<b>6PK1050</b>
29 L 12 V (ALKA41A2, ALLA52A2, ALKA42A2)	09/02-	F1AE0481B	85	2287		AC	<b>4PK905</b>
29 L 13	05/01-	8140.43S	92	2798	<b>CT1038</b> <b>CT1038K1</b>	MTR-CODE: 8140.43 MTR-CODE: 8140.43	
29 L 9 V	05/99-	8140.63.	62	2798	<b>CT989</b> <b>CT989K1</b>		
35 C 14	09/04-04/06	F1CE0481A	100	2998		AC ALT	<b>4PK1102 ELAST</b> <b>6PK1217</b>
35 C 17, 35 S 17	01/05-04/06	F1CE0481B	122	2998		AC ALT	<b>4PK1102 ELAST</b> <b>6PK1217</b>
35 S 10 (ANJA41A1, ANJA42A2, ANJA42AB, ANJA43A, ANJAV1A...)	09/02-	F1AE0481A	70	2287	<b>CT1148</b> <b>CT1148K1</b>	AC ALT CA CA	<b>4PK985</b> <b>7PK1325</b>
35 S 11 V, 35 C 11 V	05/99-	8140.43C	78	2798	<b>CT1034</b> <b>CT1034K1</b> <b>CT1038</b>	ALT CA, OE-NO 99456477 CA, OE-NO 99456477 CA, OE-NO 99456476	<b>6PK1050</b>

**IVECO**




# IVECO

## DAILY III Kasten/Kombi

35 S 13 V,35 C 13 V	05/99-	8140.43S	92	2798	CT1038K1 CT1038 CT1038K1	CA, OE-NO 99456476 MTR-CODE: 8140.43 MTR-CODE: 8140.43	
35 S 15 V, 35 C 15 V (A6HCV3B2, A6HBV4B2, A6HC41B2...)	11/02-	8140.43N	107	2798	CT1038 CT1038K1	MTR-CODE: 8140.43 MTR-CODE: 8140.43	
35 S 9 V,35 C 9 V	05/99-	8140.63.	62	2798	CT989 CT989K1		
40 C 17, 40 S 17	01/05-04/06	F1CE0481B	122	2998		AC ALT	4PK1102 ELAST 6PK1217 6PK1050
50 C 11	05/99-	8140.43C	78	2798	CT1034 CT1034K1 CT1038 CT1038K1	CA, OE-NO 99456477 CA, OE-NO 99456477 CA, OE-NO 99456476 CA, OE-NO 99456476	
50 C 13	05/99-	8140.43S	92	2798	CT1038 CT1038K1	MTR-CODE: 8140.43 MTR-CODE: 8140.43	
50 C 14	09/04-04/06	F1CE0481A	100	2998		AC ALT	4PK1102 ELAST 6PK1217
50 C 17	09/04-04/06	F1CE0481B	122	2998		AC ALT	4PK1102 ELAST 6PK1217
65 C 14	09/04-04/06	F1CE0481A	100	2998		AC ALT	4PK1102 ELAST 6PK1217
65 C 17	09/04-04/06	F1CE0481B	122	2998		AC ALT	4PK1102 ELAST 6PK1217

## DAILY III Pritsche/Fahrgestell

29 L 10 (ALJAV1A1, ALJA41AA, ALJA41A1, AHJA64A1...)	09/02-	F1AE0481A	70	2287	CT1148 CT1148K1	AC ALT CA CA	4PK985 7PK1325
29 L 11	05/99-	8140.43C, 8140.43B	78	2798	CT1034 CT1034K1 CT1038 CT1038K1	CA, OE-NO 99456477 CA, OE-NO 99456477 CA, OE-NO 99456476 CA, OE-NO 99456476	6PK1050
29 L 12 (ALKA41A1, AHKA64A1, ALLA51A1)	09/02-	F1AE0481B	85	2287		AC	4PK905
29 L 13	11/01-	8140.43S	92	2798	CT1038 CT1038K1	MTR-CODE: 8140.43 MTR-CODE: 8140.43	
29 L 9	05/99-	8140.63.	62	2798	CT989 CT989K1		
35 C 10 V , 35 S 10 V (AMJA11A1, AMJA14A1, AMJA64A1...)	09/02-	F1AE0481A	70	2287	CT1148 CT1148K1	AC ALT CA CA	4PK985 7PK1325
35 C 14	09/04-04/06	F1CE0481A	100	2998		AC ALT	4PK1102 ELAST 6PK1217
35 C 15	11/01-	8140.43N	107	2798	CT1038 CT1038K1	MTR-CODE: 8140.43 MTR-CODE: 8140.43	
35 C 17, 35 S 17	01/05-04/06	F1CE0481B	122	2998		AC ALT	4PK1102 ELAST 6PK1217
35 S 11,35 C 11	05/99-	8140.43C	78	2798	CT1034 CT1034K1 CT1038 CT1038K1	CA, OE-NO 99456477 CA, OE-NO 99456477 CA, OE-NO 99456476 CA, OE-NO 99456476	6PK1050
35 S 13,35 C 13	05/99-	8140.43S	92	2798	CT1038 CT1038K1	MTR-CODE: 8140.43 MTR-CODE: 8140.43	
35 S 9,35 C 9	05/99-	8140.63.	62	2798	CT989 CT989K1		
40 C 17, 40 S 17	01/05-04/06	F1CE0481B	122	2998		AC ALT	4PK1102 ELAST 6PK1217 6PK1050
50 C 11	05/99-	8140.43C	78	2798	CT1034 CT1034K1 CT1038 CT1038K1	CA, OE-NO 99456477 CA, OE-NO 99456477 CA, OE-NO 99456476 CA, OE-NO 99456476	
50 C 13	05/99-	8140.43S	92	2798	CT1038 CT1038K1	MTR-CODE: 8140.43 MTR-CODE: 8140.43	
50 C 14	09/04-04/06	F1CE0481A	100	2998		AC ALT	4PK1102 ELAST 6PK1217
50 C 15	01/01-	8140.43N	107	2798	CT1038 CT1038K1	MTR-CODE: 8140.43 MTR-CODE: 8140.43	
50 C 17	09/04-04/06	F1CE0481B	122	2998		AC ALT	4PK1102 ELAST 6PK1217
65 C 14	09/04-04/06	F1CE0481A	100	2998		AC ALT	4PK1102 ELAST 6PK1217
65 C 15	11/01-	8140.43N	107	2798	CT1038	MTR-CODE: 8140.43	





<b>IVECO</b>							
<b>DAILY III Pritsche/Fahrgestell</b>							
↩	65 C 17	09/04-04/06	F1CE0481B	122	2998	<b>CT1038K1</b>	MTR-CODE: 8140.43 AC ALT 4PK1102 ELAST 6PK1217
<b>DAILY IV Kasten/Kombi</b>							
	29L10 V	05/06-	F1AE0481FA	70	2287	<b>CT1148</b> <b>CT1148K1</b>	AC ALT CA CA 4PK985 7PK1325
	35C10, 35S10	05/06-	F1AE0481FA	70	2287	<b>CT1148</b> <b>CT1148K1</b>	AC ALT CA CA 4PK985 7PK1325
	35C14 GV, 35C14 GV/P, 35S14 GV, 35S14 GV/P	07/07-	F1CE0441A	100	2998		AC ALT 4PK1102 ELAST 6PK1217
	35C14 V, 35C14 V/P, 35S14 V, 35S14 V/P	07/07-	F1CE3481LC	103	2998		AC ALT 4PK1102 ELAST 6PK1217
	35C15 V, 35C15 V/P	05/06-	F1CE0481FA	107	2998		AC ALT 4PK1102 ELAST 6PK1217
	35C17 V, 35C17 V/P, 35S17 V, 35S17 V/P	07/07-	F1CE0481HA	125	2998		AC ALT 4PK1102 ELAST 6PK1217
	35C18 V, 35C18 V/P, 35S18 V, 35S18 V/P	05/06-	F1CE0481HA	130	2998		AC ALT 4PK1102 ELAST 6PK1217
	40C10 V	05/06-	F1AE0481FA	70	2287	<b>CT1148</b> <b>CT1148K1</b>	AC ALT CA CA 4PK985 7PK1325
	40C14 GV, 40C14 GV/P	07/07-	F1CE0441A	100	2998		AC ALT 4PK1102 ELAST 6PK1217
	40C15 V, 40C15 V/P	05/06-	F1CE0481FA	107	2998		AC ALT 4PK1102 ELAST 6PK1217
	40C17 V, 40C17 V/P	07/07-	F1CE0481HA	125	2998		AC ALT 4PK1102 ELAST 6PK1217
	40C18 V, 40C18 V/P	05/06-	F1CE0481HA	130	2998		AC ALT 4PK1102 ELAST 6PK1217
	45C18	05/06-	F1CE0481HA	130	2998		AC ALT 4PK1102 ELAST 6PK1217
	50C14 GV, 50C14 GV/P	07/07-	F1CE0441A	100	2998		AC ALT 4PK1102 ELAST 6PK1217
	50C15 V, 50C15 V/P	05/06-	F1CE0481FA	107	2998		AC ALT 4PK1102 ELAST 6PK1217
	50C17 V, 50C17 V/P	07/07-	F1CE0481HA	125	2998		AC ALT 4PK1102 ELAST 6PK1217
	50C18 V, 50C18 V/P	05/06-	F1CE0481HA	130	2998		AC ALT 4PK1102 ELAST 6PK1217
	60C15 V	05/06-	F1CE0481FA	107	2998		AC ALT 4PK1102 ELAST 6PK1217
	60C17 V, 60C17 V/P	07/07-	F1CE0481HA	125	2998		AC ALT 4PK1102 ELAST 6PK1217
	60C18	05/06-	F1CE0481HC	130	2998		AC ALT 4PK1102 ELAST 6PK1217
	65C15	05/06-	F1CE0481FA	107	2998		AC ALT 4PK1102 ELAST 6PK1217
	65C17 V, 65C17 V/P	07/07-	F1CE0481HA	125	2998		AC ALT 4PK1102 ELAST 6PK1217
	65C18	05/06-	F1CE0481HC	130	2998		AC ALT 4PK1102 ELAST 6PK1217
<b>DAILY IV Kipper</b>							
	35C10 K	05/06-	F1AE0481FA	70	2287	<b>CT1148</b> <b>CT1148K1</b>	AC ALT CA CA 4PK985 7PK1325
	35C14 K, 35C14 DK, 35S14 K, 35S14 DK	07/07-	F1CE3481LC	103	2998		AC ALT 4PK1102 ELAST 6PK1217
	35C15	05/06-	F1CE0481FA	107	2998		AC ALT 4PK1102 ELAST 6PK1217
	35C17 K, 35C17 DK, 35S17 K, 35S17 DK	07/07-	F1CE0481HA	125	2998		AC ALT 4PK1102 ELAST 6PK1217
	35C18	05/06-	F1CE0481HA	130	2998		AC ALT 4PK1102 ELAST 6PK1217
	40C17 K, 40C17 DK	07/07-	F1CE0481HA	125	2998		AC ALT 4PK1102 ELAST 6PK1217
	50C15	05/06-	F1CE0481FA	107	2998		AC ALT 4PK1102 ELAST 6PK1217
	50C17 K, 50C17 DK	07/07-	F1CE0481HA	125	2998		AC ALT 4PK1102 ELAST 6PK1217
	50C18	05/06-	F1CE0481HA	130	2998		AC ALT 4PK1102 ELAST 6PK1217
	60C14 K, 60C14 DK	07/07-	F1CE3481LC	103	2998		AC 4PK1102 ELAST

**IVECO**



**IVECO**
**IVECO**
**DAILY IV Kipper**

60C15	05/06-	F1CE0481FA	107	2998		ALT	6PK1217
						AC	4PK1102 ELAST
						ALT	6PK1217
60C17 K, 60C17 DK	07/07-	F1CE0481HA	125	2998		AC	4PK1102 ELAST
						ALT	6PK1217
60C18	05/06-	F1CE0481HC	130	2998		AC	4PK1102 ELAST
						ALT	6PK1217
65C17 K, 65C17 DK, 65C17KK	07/07-	F1CE0481HA	125	2998		AC	4PK1102 ELAST
						ALT	6PK1217

**DAILY IV Pritsche/Fahrgestell**

29L10	05/06-	F1AE0481FA	70	2287		AC	4PK985
						ALT	7PK1325
					CT1148	CA	
					CT1148K1	CA	
35C10, 35S10	05/06-	F1AE0481FA	70	2287		AC	4PK985
						ALT	7PK1325
					CT1148	CA	
					CT1148K1	CA	
35C14 G, 35C14 G/P, 35S14 G, 35S14 G/P, 35C14 GD, 35S14 GD	07/07-	F1CE0441A	100	2998		AC	4PK1102 ELAST
						ALT	6PK1217
35C14, 35C14 /P, 35S14, 35S14 /P, 35S14 D, 35S14 D/P	07/07-	F1CE3481LC	103	2998		AC	4PK1102 ELAST
						ALT	6PK1217
35C15	05/06-	F1CE0481FA	107	2998		AC	4PK1102 ELAST
						ALT	6PK1217
35C17, 35C17 /P, 35S17, 35S17 /P, 35S17 D	07/07-	F1CE0481HA	125	2998		AC	4PK1102 ELAST
						ALT	6PK1217
35C18, 35S18	05/06-	F1CE0481HA	130	2998		AC	4PK1102 ELAST
						ALT	6PK1217
35S17 W, 35S17 WD	07/07-	F1CE0481HA	125	2998		AC	4PK1102 ELAST
						ALT	6PK1217
40C10	05/06-	F1AE0481FA	70	2287		AC	4PK985
						ALT	7PK1325
					CT1148	CA	
					CT1148K1	CA	
40C14 G, 40C14 G/P	07/07-	F1CE0441A	100	2998		AC	4PK1102 ELAST
						ALT	6PK1217
40C15	05/06-	F1CE0481FA	107	2998		AC	4PK1102 ELAST
						ALT	6PK1217
40C17, 40C17 /P	07/07-	F1CE0481HA	125	2998		AC	4PK1102 ELAST
						ALT	6PK1217
40C18	05/06-	F1CE0481HA	130	2998		AC	4PK1102 ELAST
						ALT	6PK1217
45C18, 45C18 /P, 45C18 D, 45C18 D/P	05/06-	F1CE0481HA	130	2998		AC	4PK1102 ELAST
						ALT	6PK1217
50C14 G, 50C14 G/P, 50C14 GD, 50C14 GD/P	07/07-	F1CE0441A	100	2998		AC	4PK1102 ELAST
						ALT	6PK1217
50C15	05/06-	F1CE0481FA	107	2998		AC	4PK1102 ELAST
						ALT	6PK1217
50C17, 50C17 /P	07/07-	F1CE0481HA	125	2998		AC	4PK1102 ELAST
						ALT	6PK1217
50C18	05/06-	F1CE0481HA	130	2998		AC	4PK1102 ELAST
						ALT	6PK1217
55S17 W, 55S17 WD	07/07-	F1CE0481HA	125	2998		AC	4PK1102 ELAST
						ALT	6PK1217
60C14, 60C14 /P	07/07-	F1CE3481LC	103	2998		AC	4PK1102 ELAST
						ALT	6PK1217
60C15, 60C15 /P, 60C15 D, 60C15 D/P	05/06-	F1CE0481FA	107	2998		AC	4PK1102 ELAST
						ALT	6PK1217
60C17, 60C17 /P	07/07-	F1CE0481HA	125	2998		AC	4PK1102 ELAST
						ALT	6PK1217
60C18	05/06-	F1CE0481HC	130	2998		AC	4PK1102 ELAST
						ALT	6PK1217
65C14 G, 65C14 G/P, 65C14 GD, 65C14 GD/P	07/07-	F1CE0441A	100	2998		AC	4PK1102 ELAST
						ALT	6PK1217
65C15, 65C15 /P, 65C15 D, 65C15 D/P	05/06-	F1CE0481FA	107	2998		AC	4PK1102 ELAST
						ALT	6PK1217
65C17, 65C17 /P	07/07-	F1CE0481HA	125	2998		AC	4PK1102 ELAST
						ALT	6PK1217
65C18	05/06-	F1CE0481HC	130	2998		AC	4PK1102 ELAST
						ALT	6PK1217

**MASSIF Pick-up**

3.0 HPI	10/08-	F1CE0481FA	107	2998		AC	4PK1102 ELAST
						ALT	6PK1217
3.0 HPT	10/08-	F1CE0481HA	130	2998		AC	4PK1102 ELAST
						ALT	6PK1217




**JAGUAR**

## IVECO

<b>MASSIF Single Cab</b>							
↔ 3.0 HPI	10/08-	F1CE0481FA	107	2998		AC ALT	4PK1102 ELAST 6PK1217
3.0 HPT	10/08-	F1CE0481HA	130	2998		AC ALT	4PK1102 ELAST 6PK1217
<b>MASSIF Station Wagon</b>							
3.0 HPI	10/08-	F1CE0481FA	107	2998		AC ALT	4PK1102 ELAST 6PK1217
3.0 HPT	10/08-	F1CE0481HA	130	2998		AC ALT	4PK1102 ELAST 6PK1217

## JAGUAR

<b>S-TYPE (CCX)</b>							
2.7 D	06/04-10/07	AJD	152	2720		ALT CA CA, ⇨07/2008 INJP INJP, ⇨07/2008	6PK1990
4.0 V8	01/99-04/02	AJ-V8	203	3996		ALT, (AC)	6PK2390
<b>XJ</b>							
12 5.3	05/75-12/82	V12 (75-79)	211	5343		ALT WP, (PS) AC FAN	AVX10X875 AVX13X1075 AVX13X1525 AVX13X800
	09/73-12/76		186			ALT WP, (PS) AC FAN	AVX10X875 AVX13X1075 AVX13X1525 AVX13X800
	08/86-09/89		187			ALT, 01/1989⇨ ALT, ⇨12/1988 WP, (PS) AC FAN	4PK841 AVX10X850 AVX13X1075 AVX13X1525 AVX13X800
12 H.E.	09/81-12/92	V12 (82-90)	217	5343		ALT ALT, WP	AVX10X875 AVX13X825
6 2.8	09/68-09/73		110	2791		ALT FAN, (PS) FAN	AVX10X850 AVX13X1125 AVX13X750
6 3.4	05/75-10/86	XK3.4 (82-86)	119	3442		ALT FAN, WP, (PS) WP, FAN	AVX10X900 AVX13X1175 AVX13X875
6 4.2	01/75-09/79	XK4.2 (-79)	124	4235		ALT FAN, WP, (PS) WP, FAN	AVX10X900 AVX13X1175 AVX13X875
	09/79-12/87	XK4.2 (82-87)	151			PS ALT AC	AVX13X1175 AVX13X875 AVX13X990
	01/75-12/79		127			ALT FAN, WP, (PS) WP, FAN	AVX10X900 AVX13X1175 AVX13X875
	09/85-12/86		130			ALT FAN, WP, (PS) WP, FAN	AVX10X900 AVX13X1175 AVX13X875
		8L (85-87)	133			PS ALT AC	AVX13X1175 AVX13X875 AVX13X990
Sovereign V12	10/86-12/92	7P	194	5344		ALT, 01/1989⇨ ALT, ⇨12/1988 WP, (PS) AC FAN	4PK841 AVX10X850 AVX13X1075 AVX13X1525 AVX13X800
	07/85-12/92	V12 (90-93,197KW)	197	5343		ALT, 01/1989⇨ ALT, ⇨12/1988 WP, (PS) AC FAN	4PK841 AVX10X850 AVX13X1075 AVX13X1525 AVX13X800
<b>XJ (X300)</b>							
12 6.0	11/94-07/97	8E	229	5993		AIRP ALT	4PK1070 5PK836
6 3.2	11/94-07/97	9JPGRB	155	3239		AC	4PK1015
6 Sovereign 4.0	11/94-07/97	9JPFRB	177	3980		ALT AC	AVX10X1000 AVX13X975
<b>XJ (X350, X358)</b>							
6 2.7 D	10/05-03/09	AJD	152	2720		ALT CA CA INJP INJP	6PK1990





**JAGUAR**

## JAGUAR

**XJ (X350, X358)**  
↔ 4.0

4.0	10/89-08/94		166	3980	ALT	4PK995
			187		AC	AVX13X975
6 2.9	10/86-08/90	AJ6 (2.9,KAT)	108	2919	ALT	4PK995
					AC	AVX13X975
6 3.2 24V	09/90-11/94	9BPMNA	146	3239	ALT	AVX10X850
					FAN, WP, (PS)	AVX13X1118
6 3.6	10/86-08/89	AJ6 (2.9)	117		WP, FAN	AVX13X750
					ALT	AVX10X850
6 3.2 24V	09/90-11/94	9BPMNA	146	3239	FAN, WP, (PS)	AVX13X1118
					WP, FAN	AVX13X750
6 3.6	10/86-08/89	9DPANA	145	3590	ALT	AVX10X900
					AC	AVX13X975
6 4.0	09/89-11/94	AJ6 (3.6,156KW), 9DPANA	156		ALT	AVX10X1000
					AC	AVX13X975
V12 6.0	03/93-11/94	9EPCNA	163	3980	ALT	AVX10X1000
					AC	AVX13X975
V12 6.0	03/93-11/94	8C (92-94)	229	5993	AIRP	4PK1070
					ALT	5PK836

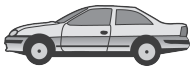
**XJ Coupe**  
3.6

3.6	01/88-05/92		136	3590	ALT	AVX10X1000
					AC	AVX13X975
4.0	08/87-12/89	AJ6 (3.6,156KW)	156		ALT	AVX10X1000
					AC	AVX13X975
5.3	10/83-12/88	AJ6 (3.6,162KW)	162		ALT	AVX10X1000
					AC	AVX13X975
4.0	01/88-05/91	9DPANA, 9DPALA	146		ALT	AVX10X1000
					AC	AVX13X975
5.3	05/91-09/94	9EPCNA	163	3980	ALT	AVX10X1000
					AC	AVX13X975
5.3	07/94-03/96	9LPFRB	171		ALT	AVX10X1000
					AC	AVX13X975
5.3	01/86-12/89	V12 (90- 93,197KW)	197	5343	ALT, 01/1989⇒	4PK841
					ALT, ⇒ 12/1988	AVX10X850
5.3	09/73-05/92	V12 (90- 93,211KW)	211	5344	WP, (PS)	AVX13X1075
					AC	AVX13X1525
5.3 H.E.	01/88-06/91	8C (88-92)	202		FAN	AVX13X800
					ALT, 01/1989⇒	4PK841
5.3 H.E.	05/91-08/93	8S (92-93)	207		ALT, ⇒ 12/1988	AVX10X850
					WP, (PS)	AVX13X1075
5.3 H.E.	09/75-07/81		213	5343	AC	AVX13X1525
					FAN	AVX13X800
5.3 H.E.	01/86-12/89	8S (86-88)	194	5343	ALT, 01/1989⇒	4PK841
					ALT, ⇒ 12/1988	AVX10X850
6.0	07/81-12/87	V12 (82-90)	217		WP, (PS)	AVX13X1075
					AC	AVX13X1525
6.0	05/93-03/96	8D	222	5993	FAN	AVX13X800
					ALT	AVX10X850
6.0	05/93-03/96				AC	AVX13X1525
					FAN	AVX13X850
6.0	05/93-03/96				AIRP	4PK1070
					ALT	5PK836

**XJSC Convertible**  
3.6

3.6	08/87-05/91		136	3590	ALT	AVX10X1000
					AC	AVX13X975
4.0	10/86-12/88	AJ6 (3.6,156KW)	156		ALT	AVX10X1000
					AC	AVX13X975
4.0	05/91-09/94	AJ6 (3.6,162KW)	162		ALT	AVX10X1000
					AC	AVX13X975
4.0	05/91-09/94	9EPCNA	163	3980	ALT	AVX10X1000





## JAGUAR

### XJSC Convertible

5.3	01/86-05/88	V12 (90-93,197KW)	197	5343		AC ALT WP, (PS) AC FAN	AVX13X975 AVX10X850 AVX13X1075 AVX13X1525 AVX13X850
	01/88-05/92	V12 (90-93,211KW)	211	5344		ALT, 01/1989⇒ ALT, ⇒12/1988 WP, (PS) AC FAN	4PK841 AVX10X850 AVX13X1075 AVX13X1525 AVX13X800
	01/88-09/91	8C (88-92)	202			ALT, 01/1989⇒ ALT, ⇒12/1988 WP, (PS) AC FAN	4PK841 AVX10X850 AVX13X1075 AVX13X1525 AVX13X800
	05/91-08/93	8S (92-93)	207			ALT WP, (PS) AC FAN	4PK841 AVX13X1075 AVX13X1525 AVX13X800
5.3 H.E.	07/85-05/92	8S (86-88)	194	5343		ALT, 01/1989⇒ ALT, ⇒12/1988 WP, (PS) AC FAN	4PK841 AVX10X850 AVX13X1075 AVX13X1525 AVX13X800
	09/85-12/90	V12 (82-90)	217			ALT, 01/1989⇒ ALT, ⇒12/1988 WP, (PS) AC FAN	4PK841 AVX10X850 AVX13X1075 AVX13X1525 AVX13X800
6.0	05/93-03/96	8D	222	5993		AIRP ALT	4PK1070 5PK836
<b>X-TYPE (CF1)</b>							
2.0 D	07/03-11/09	R4-X404, FMBA, FMBB	96	1998		PS ALT	4PK735 6PK1642
2.0 V6	03/02-10/05		115	2099		ALT	6PK2465
2.5 V6	06/01-11/09		144	2495		ALT	6PK2465
3.0 V6	06/01-11/07	AJ-V6	169	2967		ALT	6PK2465
<b>X-TYPE Estate</b>							
2.0 D	02/04-12/09	R4-X404, FMBA, FMBB	96	1998		PS ALT	4PK735 6PK1642
2.0 V6	11/03-03/09		115	2099		ALT	6PK2465

## JEEP

### CHEROKEE

2.8 4x4	10/83-09/86		81	2835		ALT, (-AC) ALT, (AC)	6PK1856 6PK2080
<b>CHEROKEE (KJ)</b>							
2.4 4WD	09/01-01/08	ED1	108	2429	CT1144	ALT, (-AC) ALT, (AC) CA	6PK2145 6PK2330
2.4 Laredo	10/01-09/04	ED1	108	2429	CT1144	ALT, (-AC) ALT, (AC) CA	6PK2145 6PK2330
2.5 CRD 4WD	09/01-01/08	R425DOHC	105	2499	CT1123 CT1123K1	ALT CA CA	6PK2870
2.8 CRD 4WD	11/02-01/08	ENR	110	2776	CT1123 CT1123K1	ALT CA CA	6PK2870
	11/04-01/08		120		CT1123 CT1123K1	ALT CA CA	6PK2870
3.7 4WD	09/01-01/08	EKG	155	3698		ALT	6PK2225
	08/03-01/08		150	3700		ALT	6PK2225
<b>CHEROKEE (XJ)</b>							
2.1 TD	06/89-03/92	J8S	59	2068	CT522 CT522K1	CA CA	
	10/84-09/01		64		CT522 CT522K1	ALT, ⇒12/1993 PS, ⇒12/1993 FAN, ⇒12/1993 FAN, AC, ⇒12/1993 CA, ⇒12/1993 CA	AVX10X700 AVX10X838 AVX13X825 AVX13X975
2.5	10/86-09/90	EPE	90	2464		ALT, (-AC) ALT, (AC)	6PK1856 6PK2080
	10/95-09/01		89	2469		ALT, (-AC), (RHD) ALT, (-AC), (LHD)	6PK1980 6PK2000







## JEEP

### CHEROKEE (XJ)

						ALT, (AC), (LHD) ALT, (AC), (RHD)	6PK2315 6PK2415
2.5 4x4	10/86-09/90	EPE	90	2464		ALT, (-AC) ALT, (AC)	6PK1856 6PK2080
2.5 i	11/96-09/01	EPE	87	2464		ALT, (-AC), (RHD) ALT, (-AC), (LHD) ALT, (AC), (LHD) ALT, (AC), (RHD)	6PK1980 6PK2000 6PK2315 6PK2415
2.5 i 4x4	12/91-09/01	EPE, HX	90	2469		ALT ALT, AC, ⇨ 12/1993 ALT, AC, (LHD), ⇨ 12/1996	6PK1795 6PK2205 6PK2445
2.5 SE	10/96-09/99	EPE	87	2464		ALT, (-AC), (RHD) ALT, (-AC), (LHD) ALT, (AC), (LHD) ALT, (AC), (RHD)	6PK1980 6PK2000 6PK2315 6PK2415
2.5 TD	01/88-09/01	ENC	85	2499		ALT, 01/1994⇨ ALT, OE-NO 4864599 CA	8PK2188 8PK2275
2.5 Tdi 4x4	10/96-09/01	ENC	85	2498	<b>CT808</b>	ALT, 01/1997⇨ ALT, ⇨ 12/1996	8PK2188 8PK2275
4.0 i	07/98-09/01		127	3960		ALT, (RHD) ALT, (LHD)	6PK2271 6PK2415
	02/99-09/01		135			ALT, (RHD) ALT, (LHD)	6PK2271 6PK2415
	12/91-09/01	MX		3964		ALT, (RHD), 01/1996⇨ ALT, (LHD), 01/1996⇨ ALT, (LHD), ⇨ 12/1995 ALT, (RHD), ⇨ 12/1995	6PK2271 6PK2415 6PK2475 6PK2498
	01/88-09/01	ERH	136			ALT, (RHD), 01/1996⇨ ALT, (LHD), 01/1996⇨ ALT, (LHD), ⇨ 12/1995 ALT, (RHD), ⇨ 12/1995	6PK2271 6PK2415 6PK2475 6PK2498
	01/95-09/01		131			ALT, (RHD), 01/1996⇨ ALT, (LHD), 01/1996⇨ ALT, (LHD), ⇨ 12/1995 ALT, (RHD), ⇨ 12/1995	6PK2271 6PK2415 6PK2475 6PK2498

### COMMANDER (XK)

4.7 V8	09/05-12/10	EVA	170	4701		ALT	6PK2205
--------	-------------	-----	-----	------	--	-----	---------

### COMPASS (MK49)

2.0 CRD	08/06-	ECD, ECE	103	1968		CA CA CA	6PK1720
2.0 CRD 4x4	09/06-	ECE	103	1968	<b>CT1051</b> <b>CT1051K1</b> <b>CT1051WP1</b>	CA CA CA	6PK1720

### GRAND CHEROKEE I (ZJ)

2.5 TD (Z)	10/95-04/99	M51, M52	85	2499		ALT PS	5PK1200 5PK1790
4.0 i (Z)	10/95-04/99	S01	130	3960		ALT, (-AC), ⇨ MODEL '96 ALT, MODEL '96⇨ ALT, (AC), ⇨ MODEL '96	6PK1805 6PK2330 6PK2465
4.0 i (ZJ)	09/91-04/99	ERH	132	3964		ALT, (-AC), ⇨ 12/1996 ALT, 01/1997⇨, (RHD) ALT, 01/1997⇨, (LHD) ALT, (AC), ⇨ 12/1996	6PK1795 6PK2280 6PK2330 6PK2465
		MX	135			ALT, (-AC), ⇨ 12/1996 ALT, 01/1997⇨, (RHD) ALT, 01/1997⇨, (LHD) ALT, (AC), ⇨ 12/1996	6PK1795 6PK2280 6PK2330 6PK2465
5.2	10/96-09/98	ELF	164	5210		ALT, MODEL '96, '97	7PK2265
5.2 (Z)	10/95-04/99	Y01	156	5216		ALT, MODEL '96, '97 ALT, MODEL '95	7PK2265 7PK2276
5.2 4WD	10/96-09/98	ELF	164	5210		ALT, MODEL '96, '97	7PK2265
5.2 i (ZJ)	01/92-04/99		155	5210		ALT, MODEL '96, '97 ALT, MODEL '95 ALT, (1992-1994)	7PK2265 7PK2276 7PK2283
		09/92-04/99	Y	158		ALT, MODEL '96, '97 ALT, MODEL '95 ALT, (1992-1994)	7PK2265 7PK2276 7PK2283
5.2 Limited 4x4	10/96-09/98	ELF	136	5210		ALT, MODEL '96, '97	7PK2265
5.9 i	08/97-04/99		177	5901		ALT, MODEL '96, '97	7PK2265

### GRAND CHEROKEE II (WJ, WG)

2.7 CRD 4x4	10/01-09/05	ENF	120	2685		ALT, (Bosch), FOR ALT: 120A, OE-NO 012 154 48 02, ALT-No: 0 124 515 084	AP9010
	10/04-09/05			2688		ALT, (Bosch), FOR ALT: 120A, OE-NO 012 154 48 02, ALT-No: 0 124 515 084	AP9010




**KIA**

<b>JEEP</b>							
<b>GRAND CHEROKEE II (WJ, WG)</b>							
↔ 2.7 CRD Laredo	10/04-09/05		120	2688		ALT, (Bosch), FOR ALT: 120A, OE-NO 012 154 48 02, ALT-No: 0 124 515 084	<b>AP9010</b>
4.0 4x4	04/99-09/05		140	3960		ALT	<b>6PK2241</b>
4.7 V8	04/99-08/00	EVA	162	4701		ALT	<b>6PK2225</b>
	08/00-09/05		164			ALT	<b>6PK2225</b>
	10/01-09/05	EVC	190			ALT	<b>6PK2225</b>
4.7 V8 4x4	06/03-09/05	EVA	167	4701		ALT	<b>6PK2225</b>
<b>GRAND CHEROKEE III (WH)</b>							
3.0 CRD	06/05-12/10	EXL	160	2987		ALT	<b>7PK2035</b>
6.1 SRT8	03/06-12/10	ESF	313	6059		ALT	<b>6PK2080</b>
<b>PATRIOT (MK74)</b>							
2.0 CRD 4WD	02/07-	ECD, ECE	103	1968	<b>CT1051</b>	ALT	<b>6PK1715</b>
					<b>CT1051K1</b>	CA	
						CA	
2.4 4WD	01/08-	ED3	125	2359		ALT, (-AC)	<b>6PK2040</b>
						ALT, (AC)	<b>6PK2550</b>
<b>WRANGLER I (YJ, SJ_)</b>							
2.5	01/88-12/91		76	2464		ALT, AC, 01/1990⇒ ALT, ⇒12/1990 PS	<b>6PK2445</b> <b>AVX10X1090</b> <b>AVX13X1175</b>
	12/91-08/96	EPE	89			ALT, AC PS	<b>6PK2445</b> <b>AVX13X1175</b>
4.0	10/86-09/90	M400L	131	3956		ALT, (-PS), (-AC) ALT, (PS), (-AC) ALT, (-PS), (AC) ALT, (PS), (AC)	<b>6PK1760</b> <b>6PK1805</b> <b>6PK2404</b> <b>6PK2460</b>
	12/91-08/96	ERH		3964		ALT ALT, PS ALT, AC ALT, PS, AC	<b>6PK1755</b> <b>6PK1795</b> <b>6PK2360</b> <b>6PK2445</b>
4.0 2WD	10/86-09/90	M400L	131	3956		ALT, (-PS), (-AC) ALT, (PS), (-AC) ALT, (-PS), (AC) ALT, (PS), (AC)	<b>6PK1760</b> <b>6PK1805</b> <b>6PK2404</b> <b>6PK2460</b>
4.2 2WD	10/86-09/90		82	4229		ALT, (-PS)	<b>6PK1990</b>
						ALT, (PS) ALT, (-AC) PS	<b>6PK2080</b> <b>AVX10X1090</b> <b>AVX13X1175</b>
<b>WRANGLER II (TJ)</b>							
2.4	11/02-04/07	ED1	105	2429	<b>CT1144</b>	ALT, (-AC)	<b>6PK2145</b>
						ALT, (AC) CA	<b>6PK2330</b>
2.5	08/96-04/07	P00	87	2464		ALT, (-PS), (-AC), (LHD)	<b>6PK1973</b>
						ALT, (PS), (-AC), (LHD)	<b>6PK2000</b>
						ALT, (PS), (-AC), (RHD)	<b>6PK2250</b>
						ALT, (PS), (AC), (LHD)	<b>6PK2315</b>
3.8	02/06-12/08	EGT	153	3778		ALT, (AC)	<b>6PK2280</b>
3.8 Rubicon Heckantrieb	03/06-04/07	EGT	153	3778		ALT, (AC)	<b>6PK2285</b>
4.0	06/98-04/07		124	3960		ALT, (-AC)	<b>6PK1910</b>
	08/96-04/07	S01	130			ALT, (AC) ALT, (-PS), (-AC), ⇒12/1996 ALT, (PS), (-AC), ⇒12/1996 ALT, (-PS), (-AC), (LHD), 01/1997⇒ ALT, (PS), (-AC), (LHD), 01/1997⇒ ALT, (PS), (-AC), (RHD), 01/1997⇒ ALT, (PS), (AC), 01/1997⇒ ALT, (-PS), (AC), ⇒12/1996 ALT, (PS), (AC), ⇒12/1996	<b>6PK2241</b> <b>6PK1760</b> <b>6PK1805</b> <b>6PK1973</b> <b>6PK2000</b> <b>6PK2250</b> <b>6PK2315</b> <b>6PK2404</b> <b>6PK2460</b>
4.0 Rubicon	08/03-04/07		128	3960		ALT, (-AC) ALT, (AC)	<b>6PK1910</b> <b>6PK2241</b>
<b>WRANGLER III (JK)</b>							
3.8	04/07-	EGT	146	3778		ALT, (AC)	<b>6PK2285</b>
<b>JEEP (BJC)</b>							
<b>BJ212 (BJ_)</b>							
2.4	07/83-04/03	BN492QB18	78	2446		ALT	<b>AVX10X1035</b>
<b>KIA</b>							
<b>BESTA Kasten</b>							
2.2 D	02/96-	R2	48	2184	<b>CT532</b>	ALT	<b>AVX13X1125</b>
						PS CA	<b>AVX13X875</b>
<b>CARENS I (FC)</b>							
1.8 i	11/00-07/02	T8	81	1793		PS, (AC), 05/2001⇒	<b>4PK1062</b>
						PS, (AC), ⇒05/2001	<b>4PK1080</b>
						ALT	<b>4PK885</b>
						PS, (-AC)	<b>4PK925</b>




**KIA**
**CARENS I (FC)**

					<b>CT992</b>	CA	
--	--	--	--	--	--------------	----	--

**CARENS II (FJ)**

1.6	07/02-	GA6D	77	1594	<b>CT1069</b> <b>CT1069K1</b>	AC ALT PS, (-AC) CA CA	<b>4PK1020</b> <b>4PK885</b> <b>4PK890</b>
1.8	07/02-		93	1793	<b>CT992</b>	PS, (AC) ALT PS, (-AC) CA	<b>4PK1062</b> <b>4PK885</b> <b>4PK925</b>
2.0 CRDi	07/02-	D4EA	83	1991	<b>CT1099</b> <b>CT1099K2</b>	ALT CA, MTR-CODE: D4EA CA	<b>6PK1510</b>
	11/05-		103		<b>CT1099</b> <b>CT1099K2</b>	ALT CA, MTR-CODE: D4EA CA	<b>6PK1510</b>
2.0 CVVT	08/04-	G4GC	102	1975	<b>CT937</b> <b>CT937K1</b> <b>CT937K2</b>	PS AC ALT CA CA, ⇒05/2006, (MANL-TP) CA, 05/2006⇒, (AUTOM-TP)	<b>3PK675</b> <b>4PK855</b> <b>4PK890</b>

**CARENS III (UN)**

2.0 CRDi 140	09/06-	D4EA	103	1991	<b>CT1099</b> <b>CT1099K2</b>	ALT CA CA	<b>6PK1510</b>
2.0 CVVT	09/06-	G4KA	106	1998		ALT, (-AC) ALT, (AC)	<b>6PK2510</b> <b>6PK2585</b>

**CARNIVAL / GRAND CARNIVAL III (VQ)**

2.9 CRDi	06/06-	J3	136	2902	<b>CT1122</b>	AC ALT CA	<b>4PK850</b> <b>5PK1592</b>
3.8	09/05-	G6DA	195	3778		ALT	<b>6PK2475</b>

**CARNIVAL I (UP)**

2.5 V6	08/99-10/01	KRV6	121	2497	<b>CT1073</b> <b>CT1074</b>	ALT, (AC) CA CA, 2x	<b>6PK1570</b>
2.9 TD	08/99-10/01	J3	93	2903	<b>CT993</b> <b>CT994</b> <b>CT994K1</b>	AC ALT ALT, (Denso), FOR ALT: 85A, OE-NO 373004X220 ALT, (Mando), FOR ALT: 110A, OE-NO 373004X000, 373004X001, 373004X002, 373004X003 CA, ⇒06/2000 CA, 07/2000⇒ CA, 07/2000⇒	<b>4PK870</b> <b>5PK1592</b> <b>AP9061</b> <b>AP9061</b>

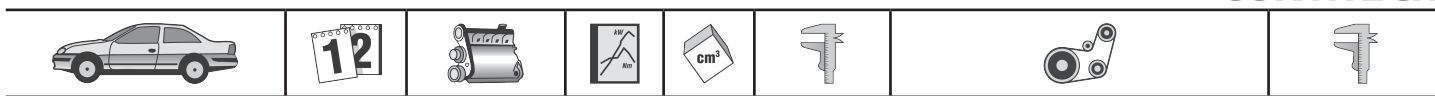
**CARNIVAL II (GQ)**

2.5 V6	10/01-	K5	110	2497	<b>CT1073</b> <b>CT1074</b>	ALT, PS, AC CA CA, 2x	<b>6PK1570</b>
2.9 CRDi	10/01-	J3	106	2902	<b>CT994</b> <b>CT994K1</b>	AC ALT ALT, (Denso), FOR ALT: 85A, OE-NO 373004X220 ALT, (Mando), FOR ALT: 110A, OE-NO 373004X000, 373004X001, 373004X002, 373004X003 CA CA	<b>4PK870</b> <b>5PK1592</b> <b>AP9061</b> <b>AP9061</b>
2.9 TD	10/01-	J3	93	2903		ALT, (Denso), FOR ALT: 85A, OE-NO 373004X220 ALT, (Mando), FOR ALT: 110A, OE-NO 373004X000, 373004X001, 373004X002, 373004X003	<b>AP9061</b> <b>AP9061</b>

**CEE'D Schrägheck (ED)**

1.4	12/06-	G4FA	80	1396		ALT, (AC) ALT, (-AC)	<b>6PK1256</b> <b>6PK955</b>
1.6	12/06-	G4FC	90	1591		ALT, (AC) ALT, (-AC)	<b>6PK1256</b> <b>6PK955</b>
	02/08-		93			ALT, (AC) ALT, (-AC)	<b>6PK1256</b> <b>6PK955</b>
1.6 CRDi 115	12/06-	D4FB	85	1582		ALT, (-AC), ⇒02/2008 ALT, (-AC), 02/2008⇒ ALT, (AC), ⇒02/2008 ALT, (AC), 02/2008⇒	<b>5PK1635</b> <b>5PK1650</b> <b>5PK1800</b> <b>5PK1815</b>
1.6 CRDi 128	10/10-	D4FB	94	1582		ALT, (-AC)	<b>5PK1650</b>





<b>KIA</b>							
<b>CEE'D Schrägheck (ED)</b>							
↔						ALT, (AC)	5PK1815
1.6 CRDi 90	12/06-	D4FB-L	66	1582		ALT, (-AC), ⇒02/2008 ALT, (-AC), 02/2008⇒ ALT, (AC), ⇒02/2008 ALT, (AC), 02/2008⇒	5PK1635 5PK1650 5PK1800 5PK1815
2.0	12/06-	G4GC	105	1975	CT937 CT937K2	ALT CA CA	4PK890
2.0 CRDi 140	09/07-	D4EA-F	103	1991	CT1099 CT1099K2	ALT CA CA	6PK1400
<b>CEE'D SW (ED)</b>							
1.4	09/07-	G4FA	80	1396		ALT	4PK890
1.6	09/07-	G4FC	93	1591		ALT, (AC) ALT, (-AC)	6PK1256 6PK955
1.6 CRDi 115	09/07-	D4FB	85	1582		ALT, (-AC), ⇒02/2008 ALT, (-AC), 02/2008⇒ ALT, (AC), ⇒02/2008 ALT, (AC), 02/2008⇒	5PK1635 5PK1650 5PK1800 5PK1815
1.6 CRDi 128	10/10-	D4FB	94	1582		ALT, (-AC) ALT, (AC)	5PK1650 5PK1815
1.6 CRDi 90	09/07-	D4FB-L	66	1582		ALT, (-AC), ⇒02/2008 ALT, (-AC), 02/2008⇒ ALT, (AC), ⇒02/2008 ALT, (AC), 02/2008⇒	5PK1635 5PK1650 5PK1800 5PK1815
2.0	09/07-	G4GC	105	1975	CT937 CT937K2	ALT CA CA	4PK890
2.0 CRDi 140	09/07-	D4EA-F	103	1991	CT1099 CT1099K2	ALT CA CA	6PK1400
<b>CERATO (LD)</b>							
1.5 CRDi	07/05-	D4FA	75	1493		ALT, (-AC), (-PS) ALT, (-PS), (AC)	5PK1635 5PK1800
1.6	07/04-	G4ED	77	1599	CT942 CT942K1	AC ALT PS CA CA	4PK815 4PK850 AVX13X655
1.6 CRDi	06/05-	D4FB	85	1582		ALT, (-AC) ALT, (AC)	5PK1745 5PK1850
2.0	04/04-	G4GC	105	1975	CT937 CT937K1 CT937K2	PS AC ALT CA CA, ⇒05/2006, (MANL-TP) CA, 05/2006⇒, (AUTOM-TP)	3PK675 4PK855 4PK890
2.0 CRDi	04/04-	D4EA	83	1991	CT1099 CT1099K2	ALT CA CA	6PK1510
<b>CERATO Stufenheck (LD)</b>							
1.5 CRDi	07/05-	D4FA	75	1493		ALT, (-AC), (-PS) ALT, (-PS), (AC)	5PK1635 5PK1800
1.6	04/04-	G4ED	77	1599	CT942 CT942K1	AC ALT PS CA CA	4PK815 4PK850 AVX13X655
	05/06-	G4FC	90	1591		ALT, (-AC) ALT, (AC)	6PK1530 6PK2140
1.6 CRDi	06/05-	D4FB	85	1582		ALT, (-AC) ALT, (AC)	5PK1745 5PK1850
2.0	04/04-	G4GC	105	1975	CT937 CT937K1 CT937K2	PS AC ALT CA CA, ⇒05/2006, (MANL-TP) CA, 05/2006⇒, (AUTOM-TP)	3PK675 4PK855 4PK890
2.0 CRDi	04/04-	D4EA	83	1991	CT1099 CT1099K2	ALT CA CA	6PK1510
<b>CLARUS (K9A)</b>							
1.8 i 16V	07/96-	T8	85	1793	CT992	PS, (AC) ALT PS, (-AC) CA	4PK1110 4PK885 4PK938
2.0 i 16V	07/96-	FE (16V)	98	1998		ALT PS, AC	3PK760 5PK1060





KIA

**KIA**

**CLARUS (K9A)**

					CT790 CT790K1	PS CA CA	5PK950
--	--	--	--	--	------------------	----------------	--------

**CLARUS Kombi (GC)**  
1.8 i 16V

05/98-	T8	85	1793	CT992	PS, (AC) ALT PS, (-AC) CA	4PK1110 4PK885 4PK938
--------	----	----	------	-------	------------------------------------	-----------------------------

2.0 i 16V

05/98-	FE (16V)	98	1998	CT790 CT790K1	ALT PS, AC PS CA CA	3PK760 5PK1060 5PK950
--------	----------	----	------	------------------	---------------------------------	-----------------------------

**JOICE**

2.0	02/00-	G4CP	102	1997	CT1000 CT1109	PS, (AC) ALT PS, (-AC) CA BS	4PK962 4PK995 AVX13X675
-----	--------	------	-----	------	------------------	--	-------------------------------

09/01-			88	CT1000 CT1109	PS, (AC) ALT PS, (-AC) CA BS	4PK962 4PK995 AVX13X675
--------	--	--	----	------------------	--	-------------------------------

**K2500 (SD)**

2.5 D	01/03-	D4BH	69	2476	CT1107 CT1107K1 CT921 CT921K2	PS ALT BS BS CA CA	4PK1062 AVX13X925
-------	--------	------	----	------	--	-----------------------------------	----------------------

**MAGENTIS (GD)**

2.0	05/01-	G4JP	100	1997	CT1027 CT1027K1 CT1141 CT1141K1	ALT PS CA CA BS BS	4PK938 5PK1393
-----	--------	------	-----	------	--	-----------------------------------	-------------------

2.5 V6	05/01-	G6BV	124	2493	CT1085 CT1085K1	ALT, (-AC) ALT, (AC) CA CA	6PK1705 6PK2000
--------	--------	------	-----	------	--------------------	-------------------------------------	--------------------

**MAGENTIS (MG)**

2.0	11/05-	G4KA	106	1998		ALT	6PK2585
2.0 CRDi	04/06-	D4EA	103	1991	CT1099 CT1099K2	ALT CA CA	6PK1510

			110	CT1099 CT1099K2	ALT CA CA	6PK1510
--	--	--	-----	--------------------	-----------------	---------

2.7	11/05-	G6EA	138	2656		ALT, PS, AC	6PK2055
2.7 V6	07/09-		142	2656		ALT, PS, AC	6PK2055

**OPIRUS (GH)**

3.5	09/03-	G6CU	149	3497		PS ALT	5PK906 6PK1195
3.8 V6	10/06-	G6DA	196	3778		ALT	6PK2475

**PICANTO (BA)**

1.0	09/05-	G4HE	45	999	CT1013 CT1013K1	AC, (-PS) PS, (-AC) ALT PS, (AC) CA CA	4PK673 4PK750 4PK780 4PK870
-----	--------	------	----	-----	--------------------	---	--------------------------------------

1.1	04/04-	G4HG	48	1086	CT1013 CT1013K1	AC PS, (-AC) ALT PS, (AC) CA CA	4PK673 4PK750 4PK780 4PK870
-----	--------	------	----	------	--------------------	--	--------------------------------------

1.1 CRDi	11/05-	D3FA	55	1120		ALT, (-AC) ALT, (AC)	5PK1635 5PK1788
----------	--------	------	----	------	--	-------------------------	--------------------

**PREGIO Bus**

2.5 D	08/95-09/04	D4BH	69	2477	CT1107 CT1107K1 CT921 CT921K2	PS ALT BS BS CA CA	4PK1062 AVX13X950
-------	-------------	------	----	------	--	-----------------------------------	----------------------





<b>KIA</b>							
<b>PREGIO Kasten (TB)</b>							
↔ 2.5 TDi D	09/02-	D4BH	69	2476		ALT PS AC, (MITSUBOSHI) AC BS BS CA CA	2XAVX10X1075 4PK1062 AVX13X938 AVX13X950
					CT1107 CT1107K1 CT921 CT921K2		
2.7 D	10/97-	J2	60	2665		PS AC	AVX13X875 AVX13X925
<b>PRIDE (DA)</b>							
1.1 i	01/91-	B1	38	1138		PS PS, AC ALT AC, (-PS) CA CA	4PK800 4PK925 AVX10X888 AVX10X888
					CT1024 CT1024K1		
1.3 16V	01/90-	B3	44	1324		PS, (-AC) ALT, (AC) ALT AC, (-PS) CA CA	4PK800 4PK925 AVX10X888 AVX10X888
					CT1024 CT1024K1		
			53			PS, (-AC) ALT, (AC) ALT AC, (-PS) CA CA	4PK800 4PK925 AVX10X888 AVX10X888
					CT1024 CT1024K1		
	10/96-		47			PS, (-AC) ALT, (AC) ALT AC, (-PS) CA CA	4PK800 4PK925 AVX10X888 AVX10X888
					CT1024 CT1024K1		
1.3 i	01/90-		51	1324		PS PS, AC ALT CA CA	4PK800 4PK925 AVX10X888
					CT1024 CT1024K1		
<b>PRIDE Kombi</b>							
1.3	08/99-		47	1324		PS, (-AC) ALT, (AC) ALT AC, (-PS) CA CA	4PK800 4PK925 AVX10X888 AVX10X888
					CT1024 CT1024K1		
<b>PRO CEE'D (ED)</b>							
1.4	02/08-	G4FA	80	1396		ALT	4PK890
1.6	02/08-	G4FC	90	1591		ALT, (AC) ALT, (-AC) ALT, (AC) ALT, (-AC)	6PK1256 6PK955 6PK1256 6PK955
			93			ALT, (AC) ALT, (AC)	5PK1650 5PK1815
						ALT, (-AC) ALT, (AC)	5PK1650 5PK1815
1.6 CRDi 115	02/08-	D4FB	85	1582		ALT, (-AC) ALT, (AC)	5PK1650 5PK1815
1.6 CRDi 128	10/10-	D4FB	94	1582		ALT, (-AC) ALT, (AC)	5PK1650 5PK1815
1.6 CRDi 90	02/08-	D4FB-L	66	1582		ALT, (-AC) ALT, (AC)	5PK1650 5PK1815
2.0	02/08-	G4GC	105	1975		ALT CA CA	4PK890
					CT937 CT937K2		
2.0 CRDi 140	02/08-	D4EA-F	103	1991		ALT CA CA	6PK1400
					CT1099 CT1099K2		
<b>RETONA (CE)</b>							
2.0 16V	05/00-	FE (16V)	94	1998		PS ALT CA CA	AVX13X775 AVX13X900
					CT790 CT790K1		
<b>RIO (DC_)</b>							
1.3	09/00-02/05		55	1343		PS, (-AC) ALT PS, (AC) CA CA	4PK850 4PK885 4PK975
					CT1024 CT1024K1		
	08/02-02/05		60			PS, (-AC) ALT	4PK850 4PK885





KIA

**KIA**

RIO (DC_)							
					CT1024 CT1024K1	PS, (AC) CA	4PK975
1.5 16V	09/00-02/05		72	1493		PS, (-AC) ALT PS, (AC) CA	4PK850 4PK885 4PK970
					CT1069 CT1069K1	CA CA	
RIO II (JB)							
1.4 16V	03/05-	G4EE	71	1399	CT942 CT942K1	AC ALT PS CA CA	4PK815 4PK850 AVX13X655
1.5 CRDi	03/05-	D4FA	81	1493		ALT, (-AC), ⇒04/2008 ALT, (-AC), 08/2008⇒ ALT, HYDP, (AC), ⇒04/2008 ALT, (AC), 04/2008⇒ ALT, (AC), ⇒04/2008, ALT, HYDP, (AC), 04/2008⇒	5PK1635 5PK1650 5PK1800 5PK1815 5PK1850
1.6 CVVT	03/05-	G4ED	82	1599	CT942 CT942K1	AC ALT PS CA CA	4PK815 4PK850 AVX13X655
RIO II Stufenheck (JB)							
1.4 16V	03/05-	G4EE	71	1399	CT942 CT942K1	AC ALT PS CA CA	4PK815 4PK850 AVX13X655
1.5 CRDi	03/05-	D4FA	81	1493		ALT, (-AC), ⇒09/2009 ALT, (-AC), 09/2009⇒ ALT, HYDP, (AC), ⇒07/2009 ALT, (AC), 07/2009⇒ ALT, HYDP, (AC), 04/2008⇒	5PK1635 5PK1650 5PK1800 5PK1815 5PK1850
1.6 16V	03/05-	G4ED	82	1599	CT942 CT942K1	AC ALT PS CA CA	4PK815 4PK850 AVX13X655
RIO Kombi (DC)							
1.3	08/00-02/05		60	1343	CT1024 CT1024K1	PS, (-AC) ALT PS, (AC) CA CA	4PK850 4PK885 4PK975
			55		CT1024 CT1024K1	PS, (-AC) ALT PS, (AC) CA CA	4PK850 4PK885 4PK975
1.5 16V	08/00-02/05		72	1493	CT1069 CT1069K1	PS, (-AC) ALT PS, (AC) CA CA	4PK850 4PK885 4PK975
	09/02-02/05		71		CT1069 CT1069K1	PS, (-AC) ALT PS, (AC) CA CA	4PK850 4PK885 4PK975
SEPHIA (FA)							
1.5 i	02/96-10/97	B5	59	1498	CT1024 CT1024K1 CT769 CT769K1	PS, (AC) ALT PS, (-AC) AC, (-PS) CA, CAMSHFT: SOHC/OHC CA, CAMSHFT: SOHC/OHC CA, CAMSHFT: DOHC CA, CAMSHFT: DOHC	4PK1020 4PK875 4PK890 4PK900
1.6 i	01/95-10/97	B6	59	1598	CT1024 CT1024K1	PS, (AC) ALT, 01/1996⇒ ALT, ⇒12/1995 AC, (-PS) PS, (-AC) CA CA	4PK1020 4PK875 4PK885 4PK890 4PK900





<b>KIA</b>							
<b>SEPHIA (FA)</b>							
↔ 1.8 i 16V	01/95-10/97	OK24N, OK26Y	82	1793	CT992	ALT CA	6PK2013
<b>SEPHIA Stufenheck (FA)</b>							
1.5 i	02/96-10/97	B5	59	1498	CT1024 CT1024K1 CT769 CT769K1	PS, (AC) ALT PS, (-AC) AC, (-PS) CA, CAMSHFT: SOHC/OHC CA, CAMSHFT: SOHC/OHC CA, CAMSHFT: DOHC CA, CAMSHFT: DOHC	4PK1020 4PK875 4PK890 4PK900
1.6 i	09/93-10/97	B6	59	1598	CT1024 CT1024K1	PS, (AC) ALT, 01/1996⇒ ALT, ⇒12/1995 PS, (-AC) AC, (-PS) CA	4PK1020 4PK875 4PK885 4PK890 4PK900
1.8 i 16V	01/95-10/97	OK24N, OK26Y	82	1793	CT992	ALT CA	6PK2013
<b>SHUMA (FB)</b>							
1.5 i 16V	10/97-03/01		65	1498	CT769 CT769K1	AC, (PS), 07/1998⇒ ALT, 07/1998⇒ PS, (-AC), 07/1998⇒ AC, (-PS), 07/1998⇒ CA, 07/1998⇒ CA, 07/1998⇒	4PK1045 4PK885 4PK890 4PK938
1.8 i 16V	10/97-03/01	T8	81	1793	CT992	PS, (AC) ALT PS, (-AC) AC CA	4PK1080 4PK885 4PK925 4PK962
<b>SHUMA II (FB)</b>							
1.6	05/01-08/04	GA6D	75	1594	CT1069 CT1069K1	AC, (PS), ⇒12/2003 ALT, ⇒12/2003 PS, (-AC), ⇒12/2003 AC, (-PS), ⇒12/2003 CA, ⇒12/2003 CA	4PK1045 4PK885 4PK890 4PK938
1.8	04/03-08/04	T8	84	1793	CT992	PS, (AC) ALT PS, (-AC) AC CA	4PK1080 4PK885 4PK925 4PK962
<b>SHUMA II Stufenheck (FB)</b>							
1.6	05/01-05/04	GA6D	75	1594	CT1069 CT1069K1	AC, (PS), ⇒12/2003 ALT, ⇒12/2003 PS, (-AC), ⇒12/2003 AC, (-PS), ⇒12/2003 CA, ⇒12/2003 CA	4PK1045 4PK885 4PK890 4PK938
<b>SHUMA Stufenheck (FB)</b>							
1.5	03/96-12/98	OK280	59	1498	CT1024 CT1024K1	PS, (AC) ALT, 01/1996⇒ PS, (-AC) AC, (-PS) CA CA	4PK1020 4PK875 4PK890 4PK900
1.5 i 16V	10/97-10/01		65	1498	CT769 CT769K1	AC, (PS), 07/1998⇒ ALT, 07/1998⇒ PS, (-AC), 07/1998⇒ AC, (-PS), 07/1998⇒ CA, 07/1998⇒ CA, 07/1998⇒	4PK1045 4PK885 4PK890 4PK938
<b>SORENTO I (JC)</b>							
2.4	08/02-	G4JS	102	2351	CT1075 CT1141 CT1141K1	ALT PS, (-AC) PS, (AC) CA BS BS	4PK938 5PK1110 5PK1393
2.5 CRDi	08/02-	D4CB	103	2497		ALT, (-AC), ⇒08/2006 ALT, (AC), 09/2006⇒ ALT, (AC), 12/2003⇒, ⇒08/2006 ALT, (AC), ⇒11/2003	7PK1730 7PK2255 7PK2271 7PK2283
	12/06-		125			PS ALT, (-AC) ALT, (AC)	4PK975 7PK1730 7PK2255







**KIA**

**SORENTO I (JC)**

↔ 3.5 V6	08/02-	G6CU	143	3497		PS AC ALT	4PK1080 4PK938 5PK1135
----------	--------	------	-----	------	--	-----------------	------------------------------

**SOUL (AM)**

1.6 CRDi 115	02/09-	D4FB	85	1582		ALT, (-AC) ALT, (AC)	5PK1650 5PK1815
1.6 CRDi 128	02/09-	D4FB	94	1582		ALT, (-AC) ALT, (AC)	5PK1650 5PK1815

**SPORTAGE (JE.)**

2.0 16V 4WD	09/04-	G4GC	104	1975		PS AC ALT CA CA, ⇨05/2006, (MANL-TP) CA, 05/2006⇨, (AUTOM-TP)	3PK675 4PK855 4PK890
2.0 CRDi	01/06-	D4EA-V	103	1991	CT937 CT937K1 CT937K2	ALT CA CA	6PK1510
	02/05-	D4EA	83		CT1099 CT1099K2	ALT CA CA	6PK1510
	09/08-		110		CT1099 CT1099K2	ALT CA CA	6PK1510
2.0 CRDi 4WD	09/04-	D4EA	83	1991	CT1099 CT1099K2	ALT CA CA	6PK1510
	01/06-	D4EA-V, D4EA-F	103		CT1099 CT1099K2	ALT CA CA	6PK1510
	09/08-	D4EA	110		CT1099 CT1099K2	ALT CA CA	6PK1510
2.0 i 16V	09/04-	G4GC	104	1975	CT937 CT937K1 CT937K2	PS AC ALT CA CA, ⇨05/2006, (MANL-TP) CA, 05/2006⇨, (AUTOM-TP)	3PK675 4PK855 4PK890
2.7 V6 4WD	09/04-	G6BA	129	2656	CT1085 CT1085K1	ALT, PS, AC CA CA	6PK2000

**SPORTAGE (K00)**

2.0	10/00-08/03		87	1998	CT790 CT790K1	ALT PS AC CA CA	4PK925 AVX13X775 AVX13X900
2.0 4WD	10/00-08/03		87	1998	CT790 CT790K1	ALT PS AC CA CA	4PK925 AVX13X775 AVX13X900
2.0 i 16V	10/99-08/03	FE (16V)	94	1998	CT790 CT790K1	ALT PS AC CA CA	4PK925 AVX13X775 AVX13X900
2.0 i 16V 4WD	04/94-08/03	FE (16V)	94	1998	CT790 CT790K1	ALT PS AC CA CA	4PK925 AVX13X775 AVX13X900
2.0 i 4WD	04/94-08/99	FE	70	1998	CT765 CT765K1	ALT PS AC CA CA	4PK925 AVX13X775 AVX13X900
2.0 TD 4WD	10/97-08/03	RF	61	1998	CT832	PS CA	AVX13X850

**VENGA (YN)**

1.4 CRDi 75	02/10-	D4FC	55	1396		ALT, (-AC) ALT, (AC)	5PK1650 5PK1815
			57			ALT, (-AC) ALT, (AC)	5PK1650 5PK1815
1.4 CRDi 90	02/10-		66	1396		ALT, (-AC) ALT, (AC)	5PK1650 5PK1815
1.6 CRDi 115	02/10-	D4FB	85	1582		ALT, (-AC)	5PK1650




**LADA**

<b>KIA</b>							
<b>VENGA (YN)</b>							
↔						ALT, (AC)	5PK1815
	1.6 CRDi 128	02/10-	D4FB	94	1582	ALT, (-AC)	5PK1650
						ALT, (AC)	5PK1815

<b>KIA (DYK)</b>							
<b>CERATO</b>							
	1.6	05/05-08/06	G4ED	76	1599	ALT	4PK850
		08/06-		82	CT481	CA	
						ALT, (98 OCTANE, LEADED)	6PK1530
						ALT, (95 OCTANE, UNLEADED)	6PK2140
<b>OPTIMA</b>							
	2.0	09/04-	G4GC	101	1975	PS	3PK675
					CT483	AC	4PK855
						ALT	4PK875
						CA	
<b>RIO</b>							
	1.4	01/07-	G4EE	70	1399	ALT, (AC)	4PK850
					CT481	CA	
	1.6	01/07-	G4ED	82	1599	ALT, (AC)	4PK850
					CT481	CA	
<b>SPORTAGE Geländewagen geschlossen</b>							
	2.0	11/07-	G4GC	101	1975	ALT, (AC)	4PK890
					CT483	CA	
	2.0 Allrad	11/07-	G4GC	101	1975	ALT, (AC)	4PK890
					CT483	CA	

<b>LADA</b>							
<b>110</b>							
	1.5	01/95-		54	1499	ALT, PS	5PK1125
					CT527	ALT	6PK737
					CT527K2	CA	
			VAZ-2111	57		CA	
					CT527	ALT, PS	5PK1125
					CT527K2	ALT	6PK737
						CA	
						CA	
		10/00-		56		ALT, PS	5PK1125
					CT527	ALT	6PK737
					CT527K2	CA	
						CA	
	1.5 16V	01/95-	VAZ-2112	70	1499	ALT, PS	6PK1125
					CT996	ALT	6PK698
					CT996K1	CA	
						CA	
		10/00-		67		ALT, PS	6PK1125
					CT996	ALT	6PK698
					CT996K1	CA	
						CA	
	1.6	01/00-	VAZ-21114	60	1596	ALT	6PK745
					CT527	CA	
					CT527K2	CA	
			VAZ-21124	66		ALT	6PK745
					CT527	CA	
					CT527K2	CA	
	2.0 i	08/96-	C20XE	110	1998	ALT, PS, (-AC)	6PK1725
					CT871	CA	
					CT871K1	CA	
<b>111</b>							
	1.5	01/96-	VAZ-2111	57	1499	ALT, PS	5PK1125
					CT527	ALT	6PK737
					CT527K2	CA	
						CA	
		10/00-		56		ALT, (AC)	6PK1115
					CT527	ALT, (-AC)	6PK745
					CT527K2	CA	
						CA	
	1.5 16V	01/95-	VAZ-2112	70	1499	ALT, PS	6PK1125
					CT996	ALT	6PK698
					CT996K1	CA	
						CA	
		10/00-		67		ALT, PS	6PK1125
					CT996	ALT	6PK698
					CT996K1	CA	
						CA	
	1.6	03/06-	VAZ-21124	66	1596	ALT, (AC)	6PK1125
					CT996	ALT, (-AC)	6PK745
						CA	





## LADA

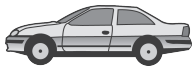
111					CT996K1	CA	
112							
1.5	01/95-		54	1500	CT527 CT527K2	ALT, PS ALT CA CA	5PK1125 6PK737
		VAZ-2111	57	1499	CT527 CT527K2	ALT, PS ALT CA CA	5PK1125 6PK737
	10/00-		56		CT527 CT527K2	ALT, (AC) ALT, (-AC) CA CA	6PK1115 6PK745
1.5 16V	01/95-	VAZ-2112	70	1499	CT527 CT527K2	ALT, (AC) ALT, (-AC) CA CA	6PK1115 6PK745
	10/00-		67		CT996 CT996K1	ALT, PS ALT CA CA	6PK1125 6PK698
1.6	03/06-	VAZ-21124	66	1596	CT527 CT527K2	ALT, (AC) ALT, (-AC) CA CA	6PK1115 6PK745
<b>1200-1500 Kombi</b>							
1200 (VAZ, WAS2102)	09/73-08/84	BA32101	44	1198		ALT	AVX10X940
1500 (VAZ2102)	09/73-06/85	BA32103	54	1452		ALT	AVX10X940
<b>1200-1600</b>							
1200 L/S (VAZ, WAS2101)	01/70-06/86	BA32101	44	1198		ALT	AVX10X940
1300 (VAZ2101)	05/78-01/87	BA321011	48	1285		ALT, ⇔ 12/1979 ALT, 01/1980⇔	AVX10X935 AVX10X940
1300 (WAS21011)	08/74-08/84	BA32105	51	1294	CT687	ALT CA	AVX10X940
1500 (WAS2103, WAS2106)	09/72-08/84	BA32103	55	1458		ALT	AVX10X940
1500 N/S (VAZ2103)	11/75-10/86	BA32103	55	1452		ALT	AVX10X935
1600 (WAS2106)	09/72-08/84	BA32106	58	1570		ALT	AVX10X940
1600 N/L (VAZ2103)	03/79-10/86	BA32106	57	1570		ALT	AVX10X935
<b>KALINA Kombi (1117)</b>							
1.4 16V	11/08-	VAZ-11194	66	1390	CT1137 CT1137K1	ALT, (AC) CA CA	6PK1020
1.4 16V LPG	11/08-	VAZ-11194	65	1390	CT1137 CT1137K1	ALT, (AC) CA CA	6PK1020
1.6	01/10-		62	1596	CT955 CT996 CT996K1	ALT, (-AC) ALT, (-AC) CA, OE-NO 2112-1006040-02, 2112-0100604-003 CA, OE-NO 2112-1006040, 2122-1006040-03 CA, OE-NO 2112-1006040, 2122-1006040-03	6PK1125 6PK745
	10/04-	VAZ-21114	60		CT527 CT527K2	ALT, (PS) ALT, (-PS) CA CA	5PK1125 5PK884
<b>KALINA Schrägheck (1119)</b>							
1.4 16V	11/08-	VAZ-11194	66	1390	CT1137 CT1137K1	ALT, (AC) CA CA	6PK1020
1.4 16V LPG	11/08-	VAZ-11194	65	1390	CT1137 CT1137K1	ALT, (AC) CA CA	6PK1020
1.6	10/04-	VAZ-21114	60	1596	CT527 CT527K2 CT996 CT996K1	ALT, (PS), MTR-CODE: VAZ1110 ALT, (-PS), MTR-CODE: VAZ1110 ALT, (AC), MTR-CODE: 11194 ALT, (-AC), MTR-CODE: 11194 CA, MTR-CODE: VAZ1110 CA, MTR-CODE: VAZ1110 CA, MTR-CODE: 11194 CA, MTR-CODE: 11194	5PK1125 5PK884 6PK1125 6PK745
1.6 16V	10/04-		66	1596		ALT, (PS), MTR-CODE: VAZ1110 ALT, (-PS), MTR-CODE: VAZ1110 ALT, (AC), MTR-CODE: 11194	5PK1125 5PK884 6PK1125





<b>LADA</b>							
<b>KALINA Schrägheck (1119)</b>							
						ALT, (-AC), MTR-CODE: 11194 CA, MTR-CODE: VAZ1110	6PK745
					<b>CT527</b> <b>CT527K2</b> <b>CT996</b> <b>CT996K1</b>	CA, MTR-CODE: VAZ1110 CA, MTR-CODE: 11194 CA, MTR-CODE: 11194	
<b>KALINA Stufenheck (1118)</b>							
1.4 16V	11/08-	VAZ-11194	66	1390		ALT, (AC) CA CA	6PK1020
					<b>CT1137</b> <b>CT1137K1</b>		
1.4 16V LPG	11/08-	VAZ-11194	65	1390		ALT, (AC) CA CA	6PK1020
					<b>CT1137</b> <b>CT1137K1</b>		
1.6	10/04-	VAZ-21114, VAZ-21124	60	1596		ALT, (PS), MTR-CODE: VAZ1110 ALT, (-PS), MTR-CODE: VAZ1110 ALT, (AC), MTR-CODE: 11194 ALT, (-AC), MTR-CODE: 11194 CA, MTR-CODE: VAZ1110 CA, MTR-CODE: VAZ1110 CA, MTR-CODE: 11194 CA, MTR-CODE: 11194	5PK1125 5PK884 6PK1125 6PK745
					<b>CT527</b> <b>CT527K2</b> <b>CT996</b> <b>CT996K1</b>		
1.6 16V	10/04-		66	1596		ALT, (PS), MTR-CODE: VAZ1110 ALT, (-PS), MTR-CODE: VAZ1110 ALT, (AC), MTR-CODE: 11194 ALT, (-AC), MTR-CODE: 11194 CA, MTR-CODE: VAZ1110 CA, MTR-CODE: VAZ1110 CA, MTR-CODE: 11194 CA, MTR-CODE: 11194	5PK1125 5PK884 6PK1125 6PK745
					<b>CT527</b> <b>CT527K2</b> <b>CT996</b> <b>CT996K1</b>		
<b>NIVA (2121)</b>							
1600	04/80-12/87	BA32121	56	1569		ALT PS	AVX10X940 AVX13X1050
	01/87-03/95		54			ALT PS	AVX10X940 AVX13X1050
	12/76-05/87		56	1570		ALT PS	AVX10X940 AVX13X1050
1700 i	06/96-	BA321214	59	1690		ALT	AVX10X940
1700 i 1.7 4x4	09/10-		61	1690		ALT	AVX10X940
1700 i 4x4	10/00-		60	1690		ALT	AVX10X940
1900 Diesel	01/99-	XUD9SD	55	1905		ALT CA CA	4PK1230
					<b>CT1061</b> <b>CT1061K2</b>		
	01/93-	XUD9A	47			ALT VACP CA CA, ⇨12/1993 CA, 01/1994⇨	4PK1230 AVX10X650
					<b>CT1061</b> <b>CT1061K1</b> <b>CT1061K2</b>		
<b>NIVA II (2123)</b>							
1.7	08/04-		61	1690		ALT	AVX10X940
	09/02-		59			ALT	AVX10X940
<b>NOVA (2105)</b>							
1200 Junior/L (VAZ, WAS2105)	09/81-	BA32101	44	1198		ALT CA	AVX10X940
					<b>CT687</b>		
1300 Spezial/L (VAZ, WAS2105)	05/81-	BA32105	48	1294		ALT CA	AVX10X940
					<b>CT687</b>		
1500 S (WAS21093)	06/89-	BA321083	52	1499		ALT	AVX10X940
1500 Special (VAZ2105, WAS21053)	03/85-	BA32103	55	1452		ALT	AVX10X940
1600 (WAS21074)	01/88-10/01	BA32106	56	1570		ALT	AVX10X940
1700 i Classic (VAZ2107)	06/96-		62	1690		ALT	AVX10X940
<b>NOVA Kombi (2104)</b>							
1300	09/85-12/90	BA32105	48	1294		ALT CA	AVX10X940
					<b>CT687</b>		
1500	09/85-02/93	BA32103	55	1458		ALT	AVX10X940
	08/94-	BA32103 (KAT)	49	1451		ALT	AVX10X940
	08/94-		62	1690		ALT	AVX10X940
<b>OKA (1111)</b>							
0.8	02/88-		26	750		ALT, ⇨12/1997 ALT, 01/1998⇨ CA CA	AVX10X750 AVX10X825
					<b>CT527</b> <b>CT527K1</b>		
<b>PRIORA Kombi (2171)</b>							
1.6	10/09-		60	1596		ALT, (AC) ALT, (-AC) CA CA	6PK1115 6PK745
					<b>CT1137</b> <b>CT1137K1</b>		
		VAZ-21126	72			ALT, (AC) ALT, (-AC) CA	6PK1115 6PK745
					<b>CT1137</b>		

**LADA**

# LADA

## PRIORA Kombi (2171)

					CT1137K1	CA	
--	--	--	--	--	----------	----	--

## PRIORA Schrägheck (2172)

1.6	12/08-	VAZ-21126	72	1596	CT1137 CT1137K1	ALT, (AC) ALT, (-AC) CA CA	6PK1115 6PK745
1.6 LPG	12/08-		71	1596	CT1137 CT1137K1	ALT, (AC) CA CA	6PK1115

## PRIORA Stufenheck (2170)

1.6	12/08-		60	1596	CT1137 CT1137K1	ALT, (AC) ALT, (-AC) CA CA	6PK1115 6PK745
		VAZ-21126	72		CT1137 CT1137K1	ALT, (AC) ALT, (-AC) CA CA	6PK1115 6PK745
1.6 LPG	03/09-		71	1596	CT1137 CT1137K1	ALT, (AC) ALT, (-AC) CA CA	6PK1115 6PK745

## SAMARA (2108, 2109)

1100	02/88-12/94	BA321081	39	1100	CT527 CT527K1	ALT ALT CA CA	4PK698 AVX10X710
	02/96-	BA321081 (KAT)	43	1099	CT527 CT527K1	ALT, (PETR INJ) ALT, (CARB) CA CA	4PK698 AVX10X710
1300	01/88-	BA32108	46	1288	CT527 CT527K1	ALT, (PETR INJ), ⇨12/1997 ALT, (CARB) CA CA	4PK698 AVX10X710
	01/86-12/94		48		CT527 CT527K1	ALT ALT CA CA	4PK698 AVX10X710
	09/91-	BA32108 (KAT)	45		CT527 CT527K1	ALT, (PETR INJ), ⇨12/1997 ALT, (CARB) CA CA	4PK698 AVX10X710
	02/96-	BA321115	50		CT527 CT527K1	ALT, (PETR INJ), ⇨12/1997 ALT, (CARB) CA CA	4PK698 AVX10X710
1500	01/88-	BA321083	53	1499	CT527 CT527K1	ALT, (PETR INJ), ⇨12/1997 ALT, (CARB) CA CA	4PK698 AVX10X710
	09/91-	BA321083 (KAT)	50	1500	CT527 CT527K1	ALT, (PETR INJ), ⇨12/1997 ALT, (CARB) CA CA	4PK698 AVX10X710
	02/95-	BA32111	52	1499	CT527 CT527K2	ALT, (PETR INJ), ⇨12/1997 ALT, (CARB) CA CA	4PK698 AVX10X710

## SAMARA FORMA (21099)

1.5	01/00-	VAZ-2111	57	1499	CT527 CT527K2	ALT CA CA	6PK698
1100	07/91-	BA321081 (KAT)	39	1100	CT527 CT527K1	ALT, (PETR INJ), ⇨05/1995 ALT, (CARB), ⇨05/1995 CA CA	4PK698 AVX10X710
1300	05/89-07/97	BA32108	48	1288	CT527 CT527K1	ALT, (PETR INJ) ALT, (CARB) CA CA	4PK698 AVX10X710
	05/90-		46		CT527 CT527K1	ALT, (PETR INJ), ⇨12/1997 ALT, (CARB) CA CA	4PK698 AVX10X710
	07/91-		45		CT527	ALT, (PETR INJ), ⇨12/1997 ALT, (CARB) CA	4PK698 AVX10X710

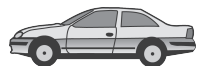




<b>LADA</b>							
<b>SAMARA FORMA (21099)</b>							
					<b>CT527K1</b>	CA	
	02/96-	BA321115	50			ALT, (PETR INJ), ⇨12/1997 ALT, (CARB)	<b>4PK698</b> <b>AVX10X710</b>
					<b>CT527</b> <b>CT527K1</b>	CA CA	
1500	09/91-	BA321083	53	1500		ALT, (PETR INJ), ⇨12/1997 ALT, (CARB)	<b>4PK698</b> <b>AVX10X710</b>
					<b>CT527</b> <b>CT527K1</b>	CA CA	
	11/94-	BA32111	52	1499		ALT, (PETR INJ), ⇨12/1997 ALT, (CARB)	<b>4PK698</b> <b>AVX10X710</b>
					<b>CT527</b> <b>CT527K2</b>	CA CA	
	07/91-	BA321083 (KAT)	50	1500		ALT, (PETR INJ), ⇨12/1997 ALT, (CARB)	<b>4PK698</b> <b>AVX10X710</b>
					<b>CT527</b> <b>CT527K1</b>	CA CA	
<b>TOSCANA (2107)</b>							
1300 (VAZ2107)	12/85-05/12	BA32105	48	1294		ALT	<b>AVX10X940</b>
					<b>CT687</b>	CA	
1500 (VAZ2107)	09/83-02/93	BA32103	55	1458		ALT	<b>AVX10X940</b>

<b>LANCIA</b>							
<b>A 112</b>							
0.9 Junior (A112B/2)	03/81-06/86	A112A5.000, A112A.000, A112B2.000	29	903		ALT	<b>AVX10X813</b>
1.0 Abarth (A112B2/5)	03/78-02/84	A112A2.000	51	1050		ALT	<b>AVX10X813</b>
1.0 LX	03/84-12/86	A112B1.000	35	965		ALT	<b>AVX10X813</b>
<b>BETA H.P.E. (828BF)</b>							
2000	04/79-09/84	828B1.000	85	1995		ALT ALT, (PS) ALT, (AC) AC PS, (AC) PS	<b>AVX10X1100</b> <b>AVX10X1140</b> <b>AVX10X1225</b> <b>AVX13X1825</b> <b>AVX13X1825</b> <b>AVX13X825</b>
					<b>CT652</b> <b>CT652K1</b>	CA CA	
	05/76-05/78		88			ALT ALT, (PS) ALT, (AC) AC PS, (AC) PS	<b>AVX10X1100</b> <b>AVX10X1140</b> <b>AVX10X1225</b> <b>AVX13X1825</b> <b>AVX13X1825</b> <b>AVX13X825</b>
					<b>CT652</b> <b>CT652K1</b>	CA CA	
2000 i.e.	05/81-09/84	828B4.000	90	1995		ALT ALT, (PS) ALT, (AC) AC PS, (AC) PS	<b>AVX10X1100</b> <b>AVX10X1140</b> <b>AVX10X1225</b> <b>AVX13X1825</b> <b>AVX13X1825</b> <b>AVX13X825</b>
					<b>CT542</b> <b>CT652</b> <b>CT652K1</b>	AIRC, 01/1983⇨ CA CA	
2000 Volumex	07/83-09/84		99	1995		ALT AIRC	<b>AVX10X1125</b>
					<b>CT542</b> <b>CT652</b> <b>CT652K1</b>	CA CA CA	
<b>BETA (828 B.)</b>							
1600 (828CB0, 828AB0)	08/73-07/82	828B.000	74	1585		ALT ALT, (PS) ALT, (AC) AC PS, (AC) PS	<b>AVX10X1100</b> <b>AVX10X1140</b> <b>AVX10X1225</b> <b>AVX13X1825</b> <b>AVX13X1825</b> <b>AVX13X825</b>
					<b>CT651</b>	CA	
<b>BETA Coupe (828BC)</b>							
1300 (828BC3)	12/81-12/84	828D3.000	62	1367		ALT ALT, (PS) ALT, (AC) AC PS, (AC) PS	<b>AVX10X1100</b> <b>AVX10X1140</b> <b>AVX10X1225</b> <b>AVX13X1825</b> <b>AVX13X1825</b> <b>AVX13X825</b>
					<b>CT651</b>	CA	
1600 (828BC0)	04/76-12/84	828B.000	74	1585		ALT ALT, (PS)	<b>AVX10X1100</b> <b>AVX10X1140</b>

**LANCIA**



LANCIA

## LANCIA

### BETA Coupe (828BC)

						ALT, (AC) AC PS, (AC) PS CA	AVX10X1225 AVX13X1825 AVX13X1825 AVX13X825
2000	01/81-12/84		85	1991	CT651	ALT ALT, (PS) ALT, (AC) AC PS, (AC) PS CA	AVX10X1100 AVX10X1140 AVX10X1225 AVX13X1825 AVX13X1825 AVX13X825
	04/76-12/84	828B1.000	88	1995	CT652 CT652K1	ALT ALT, (PS) ALT, (AC) AC PS, (AC) PS CA	AVX10X1100 AVX10X1140 AVX10X1225 AVX13X1825 AVX13X1825 AVX13X825
2000 i.e.	12/81-12/84		90	1991	CT652 CT652K1	ALT ALT, (PS) ALT, (AC) AC PS, (AC) PS CA, ⇨01/1984 CA	AVX10X1100 AVX10X1140 AVX10X1225 AVX13X1825 AVX13X1825 AVX13X825
2000 VX	07/83-12/84		99	1991	CT542 CT652 CT652K1	ALT AIRC CA CA	AVX10X1125

### BETA Spider (828BS)

2000 (828BS1)	04/79-10/86	828B1.000	85	1995	CT652 CT652K1	ALT ALT, (PS) ALT, (AC) AC PS, (AC) PS CA CA	AVX10X1100 AVX10X1140 AVX10X1225 AVX13X1825 AVX13X1825 AVX13X825
	05/76-11/79		88		CT652 CT652K1	ALT ALT, (PS) ALT, (AC) AC PS, (AC) PS CA CA	AVX10X1100 AVX10X1140 AVX10X1225 AVX13X1825 AVX13X1825 AVX13X825

### DEDRA (835)

1.6 16V (835EI)	01/96-07/99	182A4.000	76	1581	CT879 CT879K1	AC ALT CA CA	4PK962 5PK940
1.6 i.e. (835AA)	08/89-06/94	835A1.000	66	1581	CT605 CT605K1	CA CA	
1.6 i.e. (835AB)	08/89-03/93	835A1.046	57	1581	CT605 CT605K1	ALT ALT, (PS) ALT, (PS), (AC) PS AC CA CA	4PK915 5PK920 5PK962 AVX10X735 AVX13X1025
1.6 i.e. (835AN)	04/93-07/99	835C1.000	55	1581	CT605 CT605K1	ALT ALT, (PS) ALT, (PS), (AC) PS AC CA CA	4PK915 5PK920 5PK962 AVX10X690 AVX13X1025
1.6 LE (835EB) KAT	07/94-07/99	159B9.000	66	1581	CT605 CT605K1	ALT ALT, (PS) ALT, (PS), (AC) PS AC CA CA	4PK915 5PK920 5PK962 AVX10X690 AVX13X1025





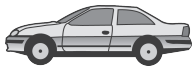
## LANCIA

### DEDRA (835)

↔ 1.8 16V LE (835FG)	03/96-07/99	182A2.000	83	1747	ALT ALT, AC CA CA CA CA BS BS	7PK1080 7PK1950
1.8 GT 16V (835EH)	03/96-07/99	183A1.000	96	1747	CT877 CT877K1 CT877WP1 CT970 CT970K1 ALT ALT, AC CA CA, ⇒04/1998 CA, 04/1998⇒ CA, ⇒04/1998 CA, 04/1998⇒ BS BS	7PK1080 7PK1950
1.8 i.e. (835AC, 835BC)	09/89-06/94	835A2.000	80	1756	CT608 CT608K3 CT833 ⇒07/1991, ALT, (-AC) ⇒07/1991, ALT, (AC) 08/1991⇒, ALT, (-AC) 08/1991⇒, ALT, (AC) PS, (AC) AC PS, (-AC) CA CA CA BS	4PK1045 4PK1062 5PK1040 5PK1054 AVX13X750 AVX13X850 AVX13X875
1.8 i.e. (835AT)	08/93-07/99	835C5.000	66	1756	CT608 CT608K3 CT833 ALT ALT, AC PS, (AC) PS AC CA CA CA BS	5PK1040 5PK1060 AVX13X750 AVX13X835 AVX13X850
1.8 i.e. (835BD, 835AD)	09/89-07/99	835A2.046	77	1756	CT608 CT608K3 CT833 ALT, ⇒07/1991 ALT, AC, ⇒07/1991 ALT, 08/1991⇒ ALT, AC, 08/1991⇒ PS, (AC) PS AC CA CA CA BS	4PK1045 4PK1054 5PK1040 5PK1060 AVX13X750 AVX13X835 AVX13X850
1.8 i.e. (835FA)	07/94-07/99	836A5.000	74	1756	CT608 CT608K3 CT833 ALT ALT, AC PS, (AC) PS AC CA CA CA BS	5PK1040 5PK1060 AVX13X750 AVX13X835 AVX13X850
1.9 TDS (835EE, 835EF)	04/89-07/99	835A4.000, 160D1.000, 835A4.046	66	1929	CT617 CT617K1 ALT ALT, (AC), ⇒MTR-NO 0933346 ALT, (AC), MTR-NO 0933347⇒ AC PS, MTR-NO 1096005⇒ PS, ⇒MTR-NO 1096004 CA CA CA	5PK906 5PK962 5PK975 5PK990 AVX10X725 AVX10X735
2.0 16V (835ED)	07/94-07/99	836A3.000	102	1995	CT608 CT833 ALT ALT, (AC) PS, (AC) AC PS PS CA CA BS	5PK1040 5PK1060 AVX13X750 AVX13X850 AVX13X875
2.0 HF Integrale (835AP)	11/90-07/94	835A7.046	124	1995	CT608 CT608K3 CT833 ALT ALT, (AC) PS, (AC) AC PS PS CA CA CA BS	5PK1040 5PK1060 AVX13X750 AVX13X850 AVX13X875
2.0 i.e. (835AI)	09/89-07/92	835A5.000	86	1995	↔ ⇒07/1991, ALT, (-AC) ⇒07/1991, ALT, (AC) 08/1991⇒, ALT, (-AC)	4PK1045 4PK1062 5PK1040







**LANCIA**

**LANCIA**

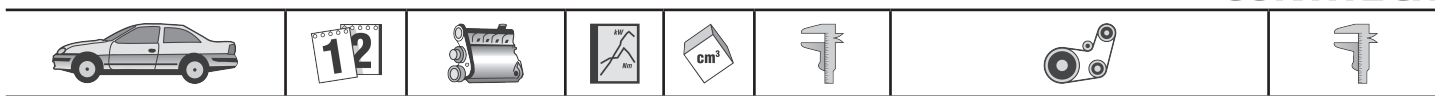
**DEDRA (835)**

						08/1991⇒, ALT, (AC) PS, (AC) AC PS, (-AC) CA CA BS	5PK1054 AVX13X750 AVX13X850 AVX13X875
2.0 i.e. (835AL)	09/89-07/99	835A5.046	83	1995	CT608 CT608K3 CT833	ALT, (-AC), ⇒07/1991 ALT, (AC), ⇒07/1991 ALT, (-AC), 08/1991⇒ ALT, (AC), 07/1991⇒ ALT, (AC), 07/1994⇒ PS, (AC) AC PS, (-AC) CA CA CA BS	4PK1045 4PK1054 5PK1040 5PK1054 5PK1080 AVX13X750 AVX13X850 AVX13X875
2.0 i.e. Turbo (835AR)	04/91-07/99	835A8.046	119	1995	CT608 CT608K3 CT833	ALT ALT, (AC) PS, (AC) AC PS CA CA CA BS	5PK1040 5PK1060 AVX13X750 AVX13X850 AVX13X875
2.0 i.e. Turbo Integrale (835AO)	05/90-07/94	835A7.000	121	1995	CT608 CT608K3 CT833	ALT, (-AC) ALT, (AC) PS, (AC) AC PS, (-AC) CA CA CA BS	5PK1040 5PK1054 AVX13X750 AVX13X850 AVX13X875
2.0 Turbo (835AQ)	11/90-06/94	835A8.000	130	1995	CT608 CT608K3 CT833	ALT, (-AC) ALT, (AC) PS, (AC) AC PS, (-AC) CA CA CA BS	5PK1040 5PK1054 AVX13X750 AVX13X850 AVX13X875

**DEDRA SW (835)**

1.6 (835EB)	10/94-07/99	159B9.000	66	1581	CT605 CT605K1	ALT, (-AC) ALT, (AC) PS AC CA CA	5PK940 5PK962 AVX10X690 AVX13X1025
1.6 16V (835EI)	01/96-07/99	182A4.000	76	1581	CT879 CT879K1	AC ALT CA CA	4PK962 5PK940
1.8 16V LE (835FG)	03/96-07/99	182A2.000	83	1747	CT877 CT877K1 CT877WP1 CT970 CT970K1	ALT ALT, AC CA CA CA BS BS	7PK1080 7PK1950
1.8 GT 16V (835EH)	03/96-07/99	183A1.000	96	1747	CT877 CT877K1 CT877K2 CT877WP1 CT877WP2 CT970 CT970K1	ALT ALT, AC CA CA, ⇒04/1998 CA, 04/1998⇒ CA, ⇒04/1998 CA, 04/1998⇒ BS BS	7PK1080 7PK1950
1.8 i.e. (835FA)	07/94-07/99	836A5.000	74	1756	CT608 CT608K3 CT833	ALT ALT, AC PS, (AC) PS AC CA CA CA BS	5PK1040 5PK1060 AVX13X750 AVX13X835 AVX13X850
1.9 TDS (835EE, 835EF)	07/94-07/99	835A4.000,	66	1929		ALT, ⇒MTR-NO 1723043	5PK900





<b>LANCIA</b>							
<b>DEDRA SW (835)</b>							
						ALT, MTR-NO 1723044⇒ AC ALT, (AC), ⇒MTR-NO 1723043 ALT, (AC), MTR-NO 1723044⇒ PS CA CA	5PK915 5PK940 5PK975 5PK990 AVX10X735
2.0 16V (835ED)	07/94-07/99	836A3.000	102	1995	<b>CT617</b> <b>CT617K1</b>	ALT ALT, (AC) PS, (AC) AC PS CA BS	5PK1040 5PK1060 AVX13X750 AVX13X850 AVX13X875
2.0 Integrale (835ED)	07/94-07/99	836A3.000	102	1995	<b>CT608</b> <b>CT833</b>	ALT ALT, (AC) PS, (AC) AC PS CA BS	5PK1040 5PK1060 AVX13X750 AVX13X850 AVX13X875
<b>DELTA I (831AB0)</b>							
1.3	09/83-08/92	831A2.000	58	1301	<b>CT647</b> <b>CT647K5</b>	ALT CA CA, MTR-CODE: 831B.000, MTR-NO 58752816⇒	AVX10X825
1.3 (831AB.011)	09/79-08/92	831B.000, 831A2.000	55	1301	<b>CT647</b> <b>CT647K5</b>	ALT CA CA, MTR-NO 8752816⇒	AVX10X825
1.5 (831AB.025)	09/79-12/92	831A1.000, 831B1.000	63	1498	<b>CT594</b> <b>CT594K2</b> <b>CT594K3</b>	ALT, CH-NO 214280⇒ ALT, ⇒CH-NO 214279 ALT, CH-NO 214280⇒, (AUTOM) CA CA, ⇒MTR-NO 8752815 CA, MTR-NO 8752816⇒	AVX10X825 AVX10X850 AVX10X850
1.6 GT	11/82-04/86	831A4.000	77	1585	<b>CT598</b> <b>CT651</b>	ALT AC CA, MTR-NO 488951⇒ CA, ⇒MTR-NO 488950	AVX10X1050 AVX10X775
1.6 GT i.e. (831AB.010)	05/87-08/92	149C2.000	66	1585	<b>CT670</b> <b>CT670K1</b>	PS, (AC) AC PS ALT, (PS), (AC) ALT CA CA	AVX10X813 AVX10X825 AVX10X825 AVX10X913 AVX10X940
1.6 GT i.e. (831AB.016)	08/86-08/88	831B7.000	80	1585	<b>CT670</b> <b>CT670K1</b>	PS, (AC) AC PS ALT, (PS), (AC) ALT CA CA	AVX10X813 AVX10X825 AVX10X825 AVX10X913 AVX10X940
1.6 HF Turbo	10/83-12/86	831A7.000	96	1585	<b>CT598</b> <b>CT651</b>	PS, (AC) AC PS ALT, (PS), (AC) ALT CA, MTR-NO 488951⇒ CA, ⇒MTR-NO 488950	AVX10X813 AVX10X825 AVX10X825 AVX10X913 AVX10X940
	08/86-05/93		122		<b>CT670</b>	PS, (AC) PS AC ALT, (PS), (AC) ALT CA	AVX10X813 AVX10X825 AVX10X825 AVX10X913 AVX10X940
1.6 HF Turbo (831AB.020)	08/86-08/88	831B3.000	103	1585	<b>CT670</b> <b>CT670K1</b>	PS, (AC) AC PS ALT, (PS), (AC) ALT CA CA	AVX10X813 AVX10X825 AVX10X825 AVX10X913 AVX10X940
1.6 HF Turbo (831AB.020S)	04/87-03/89	831B7.046	97	1585	<b>CT670</b> <b>CT670K1</b>	PS, (AC) AC PS ALT, (PS), (AC) ALT	AVX10X813 AVX10X825 AVX10X825 AVX10X913 AVX10X940

**LANCIA**



## LANCIA

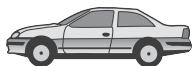
### DELTA I (831AB0)

					<b>CT670</b> <b>CT670K1</b>	CA CA	
1.9 Turbo DS (831AB.021)	10/86-12/89	831D1.000	59	1929		ALT PS CA	<b>5PK847</b> <b>AVX10X735</b>
					<b>CT542</b>	CA	
2.0 16V HF Evo Integrale (831AB.027)	06/93-01/94	831E5.046, 831E5.000	155	1995		ALT	<b>5PK1345</b>
					<b>CT833</b> <b>CT931</b> <b>CT931K1</b>	BS CA CA	
2.0 16V HF Integrale (831AB.026)	03/89-09/91	831D5.000	144	1995		ALT BS CA, ⇒MTR-NO 1039306 CA, MTR-NO 1039307⇒ CA, MTR-NO 1039307⇒	<b>5PK1345</b>
					<b>CT833</b> <b>CT885</b> <b>CT931</b> <b>CT931K1</b>	CA, MTR-NO 1039307⇒	
2.0 HF Integrale (831AB.019)	11/86-08/88	831B5.000	122	1995		ALT CA CA BS	<b>5PK1345</b>
					<b>CT608</b> <b>CT608K3</b> <b>CT833</b>	CA CA BS	
2.0 HF Integrale (831AB.024)	10/87-02/89	831C5.000	133	1995		ALT CA CA BS	<b>5PK1345</b>
					<b>CT608</b> <b>CT608K3</b> <b>CT833</b>	CA CA BS	
2.0 HF Integrale (831AB.024S, 831AB.028)	12/86-12/92	831C5.046	130	1995		ALT CA, 10/1989⇒ CA BS	<b>5PK1345</b>
					<b>CT608</b> <b>CT608K3</b> <b>CT833</b>	CA CA BS	

### DELTA II (836)

1.4 i.e. (836AF, 836AH)	10/94-08/99	160A1.046, 836A4.000	51	1372		ALT, (AC) ALT, (PS) ALT, (PS), (AC) PS PS, (AUTOM) ALT AC CA CA	<b>4PK962</b> <b>5PK925</b> <b>5PK962</b> <b>AVX10X685</b> <b>AVX10X735</b> <b>AVX10X865</b> <b>AVX13X1050</b>
					<b>CT605</b> <b>CT605K1</b>	CA CA	
1.6 i.e. (836AD)	06/93-08/99	835C1.000	55	1581		ALT ALT, (PS) ALT, (PS), (AC) PS AC CA CA	<b>4PK915</b> <b>5PK920</b> <b>5PK962</b> <b>AVX10X690</b> <b>AVX13X1025</b>
					<b>CT605</b> <b>CT605K1</b>	CA CA	
1.6 i.e. (836AP)	03/96-08/99	182A6.000	66	1581		PS AC ALT CA CA	<b>3PK670</b> <b>4PK962</b> <b>5PK940</b>
					<b>CT879</b> <b>CT879K1</b>	CA CA	
1.6 i.e. 16V (836AO)	01/96-08/99	182A4.000	76	1581		PS AC ALT CA CA	<b>3PK670</b> <b>4PK962</b> <b>5PK940</b>
					<b>CT879</b> <b>CT879K1</b>	CA CA	
1.8	02/96-09/99		66	1747		ALT, (-AC) ALT, (AC) PS, (AC) AC PS, (-AC) CA CA BS	<b>5PK1040</b> <b>5PK1054</b> <b>AVX13X750</b> <b>AVX13X850</b> <b>AVX13X875</b>
					<b>CT608</b> <b>CT608K3</b> <b>CT833</b>	CA CA BS	
1.8 i.e. (836AE)	06/93-08/99	835C2.000	76	1756		ALT, (-AC) ALT, (AC) PS, (AC) AC PS, (-AC) CA CA BS	<b>5PK1040</b> <b>5PK1054</b> <b>AVX13X750</b> <b>AVX13X850</b> <b>AVX13X875</b>
					<b>CT608</b> <b>CT608K3</b> <b>CT833</b>	CA CA BS	
1.8 i.e. (836AG, 836AL)	07/94-08/99	835C4.000, 836C4.000, 836A6.000	66	1756		ALT, (-AC), ⇒12/1996 ALT, (AC), ⇒12/1996 PS, (AC), ⇒12/1996 AC, ⇒12/1996 PS, (-AC), ⇒12/1996 CA, ⇒12/1996 CA BS	<b>5PK1040</b> <b>5PK1054</b> <b>AVX13X750</b> <b>AVX13X850</b> <b>AVX13X875</b>
					<b>CT608</b> <b>CT608K3</b> <b>CT833</b>	CA CA BS	
1.8 i.e. 16V (836AQ)	03/96-08/99	182A2.000	83	1747		ALT	<b>7PK1080</b>





## LANCIA

### DELTA II (836)

					CT877 CT877K1 CT877WP1 CT970 CT970K1	ALT, AC CA CA CA BS BS	7PK1950
1.8 i.e. 16V GT (836AR)	03/96-08/99	183A1.000	96	1747	CT877 CT877K1 CT877K2 CT877WP1 CT877WP2 CT970 CT970K1	ALT ALT, AC CA CA, ⇒04/1998 CA, 04/1998⇒ CA, ⇒04/1998 CA, 04/1998⇒ BS BS	7PK1080 7PK1950
1.9 TD (836AM, 836AN)	10/94-08/99	835A4.000, 160D1.000	66	1929	CT617 CT617K1	ALT AC ALT, AC PS CA CA	5PK900 5PK940 5PK970 AVX10X725
2.0 16V (836AA, 836CA)	06/93-08/99	836A3.000	102	1995	CT833 CT931 CT931K1	ALT ALT, AC AC PS, AC PS BS CA CA	5PK1040 5PK1054 AVX10X850 AVX13X750 AVX13X875
2.0 16V Turbo (836AB)	06/93-08/99	836A2.000	137	1995	CT833 CT931 CT931K1	ALT ALT, AC AC PS, AC PS BS CA CA	5PK1040 5PK1054 AVX10X850 AVX13X750 AVX13X875
2.0 16V Turbo (836AS)	07/96-08/99	175A4.000	142	1995	CT833 CT931 CT931K1	ALT, (-AC) ALT, (AC) PS, (AC) AC PS, (-AC) BS CA CA	5PK1040 5PK1054 AVX13X750 AVX13X850 AVX13X875

### DELTA III (844)

1.4	09/08-	198A4.000	88	1368	CT1049 CT1049K1 CT1049WP1	ALT CA CA CA	5PK1150
		198A1.000	110		CT1049 CT1049K1 CT1049WP1	ALT CA CA CA	5PK1150
1.6 D Multijet	09/08-	198A2.000	88	1598	CT1155 CT1155K1 CT1155WP1	ALT, ⇒12/2009, ⇒CH-NO 1063140, 1063853	6PK1374
						ALT, 12/2009⇒, CH-NO 1063141⇒, 1063854⇒	6PK1400
						ALT, (Denso), FOR ALT: 140A, OE-NO 73501591	AP9017
						ALT, (Denso), FOR ALT: 100A, OE-NO 51764265, 51854901, FOR ALT: 120A, OE- NO 51793678, 51854902 ⇒12/2009, ⇒CH-NO 1063140, 1063853	VD1065
08/08-	955A4.000	85		CT1155 CT1155K1 CT1155WP1	ALT, ⇒12/2009, ⇒CH-NO 1063140, 1063853	6PK1374	
					ALT, 12/2009⇒, CH-NO 1063141⇒, 1063854⇒	6PK1400	
					ALT, (Denso), FOR ALT: 140A, OE-NO 73501591 ⇒12/2009, ⇒CH-NO 1063140, 1063853	VD1065	
04/11-	944A3.000	77		ALT	6PK1400		





LANCIA

## LANCIA

### DELTA III (844)

					CT1155 CT1155K1 CT1155WP1	CA CA CA	
1.8	01/09-	939B1.000	147	1742	CT1157	CA	
1.9 D Multijet	01/09-	844A1.000	140	1910		ALT, (AC) ALT, (Denso), OE-NO 73501591, FOR ALT: 140A	6PK1374 AP9017
						ALT, (Denso), FOR ALT: 100A, OE-NO 51764265, 51854901, FOR ALT: 120A, OE-NO 51793678, 51854902 ⇒12/2009, ⇒CH-NO 1063140, 1063853	AP9054 VD1065
2.0 D Multijet	09/08-	844A2.000	120	1956	CT1105	CA	
						ALT, (Denso), FOR ALT: 140A, OE-NO 73501591	AP9017
						ALT, (Denso), FOR ALT: 100A, OE-NO 51764265, 51854901, FOR ALT: 120A, OE-NO 51793678, 51854902	AP9054
		198A5.000, 198A8.000	121			ALT, (AC) ALT, (Denso), FOR ALT: 140A, OE-NO 73501591	6PK1374 AP9017
						ALT, (Denso), FOR ALT: 100A, OE-NO 51764265, 51854901, FOR ALT: 120A, OE-NO 51793678, 51854902 ⇒12/2009, ⇒CH-NO 1063140, 1063853	AP9054 VD1065
					CT1105	CA	
<b>FULVIA Coupe</b>							
1.3	09/68-07/75		65	1298		DYN, WP FAN	AVX10X750 AVX10X750
<b>GAMMA</b>							
2500	08/81-12/84	830A.000, 830A4.000	103	2484		ALT, WP ALT, WP, (AC) AC, ⇒MTR-NO 2872 AC, MTR-NO 2873⇒ PS, 2X	AVX10X1013 AVX10X1100 AVX10X1140 AVX10X1175 AVX10X700
					CT635	OILP	
<b>GAMMA Coupe</b>							
2500	08/81-04/84	830A.000, 830A4.000	103	2484		ALT, WP ALT, WP, (AC) AC, ⇒MTR-NO 2872 AC, MTR-NO 2873⇒ PS, 2X	AVX10X1013 AVX10X1100 AVX10X1140 AVX10X1175 AVX10X700
					CT635	OILP	
<b>KAPPA (838A)</b>							
2.0 16V Turbo (838AB1AA)	02/95-10/01	838A4.000	151	1995		ALT PS AC	5PK1100 AVX13X750 AVX13X875
					CT833 CT931 CT931K1	BS CA CA	
2.0 20V (838AA1AA)	10/94-10/01	838A1.000	107	1998		ALT, 01/1995⇒ ALT, AC, 01/1995⇒	6PK1038 6PK1685
					CT880 CT880K2	CA CA	
2.0 20V (838AG1AA, 838AG11A)	07/96-10/01	838A6.000	114	1998		ALT ALT, AC	6PK1038 6PK1685
					CT880 CT880K2	CA CA	
2.0 20V Turbo (838AM1AA)	06/98-10/01	175A3.000	162	1998		ALT ALT, AC	6PK1038 6PK1685
					CT880 CT880K2	CA CA	
2.4 20V (838AC1AA, 838AC11A)	08/94-10/01	838A2.000, 838A2.027	129	2446		ALT ALT, AC	6PK1038 6PK1685
					CT877 CT877K3	CA CA	
2.4 JTD (838AL1AA)	06/98-10/01	838A8.000	100	2387		ALT, PS, (-AC) ALT, PS, AC ALT, (Denso), FOR ALT: 100A, OE-NO 46765838	6PK1105 6PK1740 AP9017
							VD1064
					CT968 CT968K1 CT968WP1	CA CA CA	
2.4 T.DS (838AE1AA, 838AH1AA)	08/94-10/01	838A3.000, 838A7.000	91	2387		ALT, PS, (-AC), ⇒01/1997, ⇒MTR-NO 0597296 ALT, PS, (-AC), 01/1997⇒, MTR-NO 0597297⇒	6PK1070 6PK1105
						ALT, PS, AC, ⇒01/1997, ⇒MTR-NO	6PK1720





## LANCIA

KAPPA (838A)							
						ALT, PS, AC, 01/1997⇒, MTR-NO 0597297⇒ ALT, (Denso), FOR ALT: 100A, OE-NO 46765838 MTR-NO 0597297⇒	6PK1740 AP9017 VD1064
					<b>CT918</b> <b>CT918K1</b> <b>CT995</b>	CA, MTR-NO 130186⇒ CA, MTR-NO 130186⇒ CA, ⇒MTR-NO 130185	
3.0 24V (838AD1AA, 838AD11A, 838XD1AA, 838ZD1AA)	08/94-10/01	838B.000	150	2959	<b>CT1119</b> <b>CT1119K1</b>	ALT, PS, AC, CH-NO 2051777⇒, 01/1997⇒ ALT, PS, AC, ⇒CH-NO 2051776, ⇒12/1996 CA, CH-NO 2051777⇒ CA, CH-NO 2051777⇒	6PK1990 7PK1980
KAPPA Coupe (838)							
2.0 16V Turbo (838CB)	11/96-03/01	838A4.000	151	1995	<b>CT833</b> <b>CT931</b> <b>CT931K1</b>	ALT PS AC BS CA CA	5PK1100 AVX13X750 AVX13X875
2.0 20V	07/96-03/01	838A6.000	114	1998	<b>CT880</b> <b>CT880K2</b>	ALT ALT, AC CA CA	6PK1038 6PK1685
2.0 20V Turbo (838CM)	06/98-03/01	175A3.000	162	1998	<b>CT880</b> <b>CT880K2</b>	ALT ALT, AC CA CA	6PK1038 6PK1685
2.4 20V (838CC)	11/96-03/01	838A2.000	129	2446	<b>CT877</b> <b>CT877K3</b>	ALT ALT, AC CA CA	6PK1038 6PK1685
3.0 24V (838CD, 838CD11A)	11/96-03/01	838B.000	150	2959	<b>CT1119</b> <b>CT1119K1</b>	ALT, PS, AC, CH-NO 2051777⇒, 01/1997⇒ ALT, PS, AC, ⇒CH-NO 2051776, ⇒12/1996 CA, CH-NO 2051777⇒ CA, CH-NO 2051777⇒	6PK1990 7PK1980
KAPPA SW (838B)							
2.0 16V Turbo (838BB1AA)	07/96-10/01	838A4.000	151	1995	<b>CT833</b> <b>CT931</b> <b>CT931K1</b>	ALT PS AC BS CA CA	5PK1100 AVX13X750 AVX13X875
2.0 20V (838BG1AA)	07/96-10/01	838A6.000	114	1998	<b>CT880</b> <b>CT880K2</b>	ALT ALT, AC CA CA	6PK1038 6PK1685
2.0 20V Turbo (838BM1AA)	06/98-10/01	175A3.000	162	1998	<b>CT880</b> <b>CT880K2</b>	ALT ALT, AC CA CA	6PK1038 6PK1685
2.4 20V (838BC1AA, 838BC11A)	07/96-10/01	838A2.000	129	2446	<b>CT877</b> <b>CT877K3</b>	ALT ALT, AC CA CA	6PK1038 6PK1685
2.4 JTD (838BL1AA)	06/98-10/01	838A8.000	100	2387	<b>CT968</b> <b>CT968K1</b> <b>CT968WP1</b>	ALT, PS, (-AC) ALT, PS, AC ALT, (Denso), FOR ALT: 100A, OE-NO 46765838 CA CA CA	6PK1105 6PK1740 AP9017 VD1064
2.4 T.DS (838BH1AA)	07/96-10/01	838A3.000, 838A7.000	91	2387	<b>CT918</b> <b>CT918K1</b> <b>CT995</b>	ALT, PS, (-AC), ⇒01/1997, ⇒MTR-NO 0597296 ALT, PS, (-AC), 01/1997⇒, MTR-NO 0597297⇒ ALT, PS, AC, ⇒01/1997, ⇒MTR-NO 0597296 ALT, PS, AC, 01/1997⇒, MTR-NO 0597297⇒ ALT, (Denso), FOR ALT: 100A, OE-NO 46765838 MTR-NO 0597297⇒ CA, MTR-NO 130186⇒ CA, MTR-NO 130186⇒ CA, ⇒MTR-NO 130185	6PK1070 6PK1105 6PK1720 6PK1740 AP9017 VD1064
3.0 24V (838BD11A)	07/96-10/01	838B.000	150	2959		ALT, PS, AC, CH-NO 2051777⇒, 01/1997⇒ ALT, PS, AC, ⇒CH-NO 2051776, ⇒12/1996	6PK1990 7PK1980

**LANCIA**



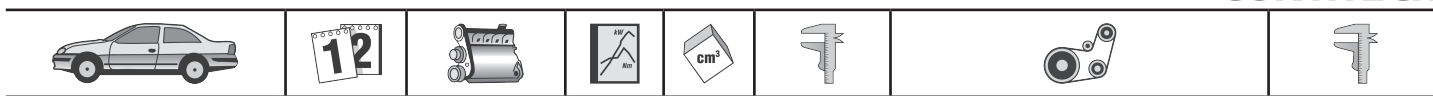
**LANCIA**
**LANCIA**
**KAPPA SW (838B)**

					<b>CT1119</b>	CA, CH-NO 2051777⇒	
					<b>CT1119K1</b>	CA, CH-NO 2051777⇒	

**LYBRA (839AX)**

1.6	10/00-10/05	182B6.000	76	1596		PS AC, 06/2001⇒ AC, LENGTH 917 mm, (4 RIBS), 06/2001⇒  AC, ⇒06/2001 ALT, WP	<b>3PK670</b> <b>4PK924 ELAST</b> <b>4PK924 ELAST</b> <b>T1</b> <b>4PK962</b> <b>5PK940</b>
					<b>CT879</b>	CA	
					<b>CT879K1</b>	CA	
1.6 16V (839AXA1A)	07/99-10/05	182A4.000	76	1581		PS AC ALT	<b>3PK670</b> <b>4PK962</b> <b>5PK940</b>
					<b>CT879</b>	CA	
					<b>CT879K1</b>	CA	
1.8 16V (839AXB1A, 839AXG1A)	07/99-10/05	839A4.000, 839A7.000, 839A9.000	96	1747		ALT, PS, (-AC), MTR-NO 2850152⇒, 03/2002⇒ ALT, PS, (-AC), ⇒MTR-NO 2850151, ⇒02/2002 ALT, PS, AC, MTR-NO 2850152⇒, 03/2002⇒ ALT, PS, AC, ⇒MTR-NO 2850151, ⇒02/2002	<b>6PK1060</b>  <b>6PK1080</b>  <b>6PK1965</b>  <b>6PK1973</b>
					<b>CT877</b>	CA	
					<b>CT877K2</b>	CA	
					<b>CT877WP2</b>	CA	
					<b>CT970</b>	BS	
					<b>CT970K1</b>	BS	
1.9 JTD	05/01-10/05	937A2.000	85	1910		ALT, (-AC) ALT, (AC) ONLY WITH VD1065 ALT, (Denso), FOR ALT: 100A, OE-NO 46765838, FOR ALT: 105A, OE-NO 46782213, FOR ALT: 120A, OE-NO 46748353, 46809068	<b>6PK1038</b> <b>6PK1836</b> <b>MS29</b> <b>AP9017</b>
					<b>CT968</b>	CA	<b>VD1065</b>
					<b>CT968K2</b>	CA	
1.9 JTD (839AXD1A)	07/99-09/00	AR32302	77	1910		ALT, PS, (-AC) ALT, PS, (AC) ONLY WITH VD1065 ALT, (Denso), FOR ALT: 100A, OE-NO 46765838, FOR ALT: 120A, OE-NO 46748353	<b>6PK1038</b> <b>6PK1836</b> <b>MS29</b> <b>AP9017</b>
					<b>CT968</b>	CA	<b>VD1065</b>
					<b>CT968K2</b>	CA	
					<b>CT968WP2</b>	CA	
1.9 JTD (839AXI1A)	09/00-05/01	AR37101	81	1910		ALT, (-AC) ALT, (AC) ONLY WITH VD1065 ALT, (Denso), FOR ALT: 100A, OE-NO 46765838, FOR ALT: 105A, OE-NO 46782213, FOR ALT: 120A, OE-NO 46748353, 46809068 ALT, (Magneti Marelli), FOR ALT: 100A, OE-NO 46765838, 46544329	<b>6PK1038</b> <b>6PK1836</b> <b>MS29</b> <b>AP9017</b>
					<b>CT968</b>	CA	<b>VD1065</b>
					<b>CT968K2</b>	CA	
					<b>CT968WP2</b>	CA	
2.0 20V (839AXC11, 839AXC1A)	07/99-09/00	182B7.000	113	1998		ALT, (AC) PS ALT, (-AC)	<b>6DPK1225</b> <b>6PK1138</b> <b>6PK698</b>
					<b>CT880</b>	CA	
					<b>CT880K2</b>	CA	
2.0 20V (839AXH1A)	09/00-10/05	185A8.000	110	1998		ALT, (AC) PS ALT, (-AC)	<b>6DPK1225</b> <b>6PK1138</b> <b>6PK698</b>
					<b>CT880</b>	CA	
					<b>CT880K2</b>	CA	
2.4 JTD	05/02-10/05	841C.000	110	2387		ALT, PS, AC ALT, PS, AC ONLY WITH VD1064 ALT, (Denso), FOR ALT: 120A, OE-NO 46748353, 46809068	<b>6PK1760</b> <b>6PK1760D1</b> <b>MS28</b> <b>AP9017</b>
							<b>VD1064</b>





## LANCIA

### LYBRA (839AX)

					CT968 CT968K1 CT968WP1	CA CA CA	
2.4 JTD (839AXE1A)	07/99-02/01	839A5.000, AR32501	99	2387		ALT, (-AC) ALT, (AC) ALT, (AC) ONLY WITH VD1064 ALT, (Denso), FOR ALT: 120A, OE-NO 46748353	6PK1105 6PK1760 6PK1760D1 MS28 AP9017  VD1064
					CT968 CT968K1 CT968WP1	CA CA CA	
2.4 JTD (839AXL1A)	09/00-05/02	839A6.000	103	2387		ALT, PS, AC ALT, PS, AC ONLY WITH VD1064 ALT, (Denso), FOR ALT: 120A, OE-NO 46748353, 46809068	6PK1760 6PK1760D1 MS28 AP9017  VD1064
					CT968 CT968K1 CT968WP1	CA CA CA	

### LYBRA SW (839BX)

1.6	10/00-10/05	182B6.000	76	1596		PS AC, 06/2001⇒ AC, LENGTH 917 mm, (4 RIBS), 06/2001⇒  AC, ⇒06/2001 ALT, WP	3PK670 4PK924 ELAST 4PK924 ELAST T1 4PK962 5PK940
					CT879 CT879K1	CA CA	
1.6 16V (839BXA1A)	07/99-10/05	182A4.000	76	1581		PS AC ALT CA CA	3PK670 4PK962 5PK940
					CT879 CT879K1	CA CA	
1.8 16V (839BXB1A, 839BXG1A)	07/99-10/05	839A4.000, 839A7.000	96	1747		ALT, PS, (-AC), MTR-NO 2850152⇒, 03/2002⇒ ALT, PS, (-AC), ⇒MTR-NO 2850151, ⇒02/2002 ALT, PS, AC, MTR-NO 2850152⇒, 03/2002⇒ ALT, PS, AC, ⇒MTR-NO 2850151, ⇒02/2002	6PK1060 6PK1080 6PK1965 6PK1973
					CT877 CT877K2 CT877WP2 CT970 CT970K1	CA CA CA BS BS	
1.9 JTD	05/01-10/05	937A2.000	85	1910		ALT, (-AC) ALT, (AC) ONLY WITH VD1065 ALT, (Denso), FOR ALT: 100A, OE-NO 46765838, FOR ALT: 105A, OE-NO 46782213, FOR ALT: 120A, OE-NO 46748353, 46809068	6PK1038 6PK1836 MS29 AP9017  VD1065
					CT968 CT968K2	CA CA	
1.9 JTD (839BXD1A)	07/99-09/00	AR32302	77	1910		ALT, PS, (-AC) ALT, PS, (AC) ONLY WITH VD1065 ALT, (Denso), FOR ALT: 100A, OE-NO 46765838, FOR ALT: 120A, OE-NO 46748353	6PK1038 6PK1836 MS29 AP9017  VD1065
					CT968 CT968K2 CT968WP2	CA CA CA	
1.9 JTD (839BXI1A)	09/00-05/01	AR37101	81	1910		ALT, (-AC) ALT, (AC) ONLY WITH VD1065 ALT, (Denso), FOR ALT: 100A, OE-NO 46765838, FOR ALT: 105A, OE-NO 46782213, FOR ALT: 120A, OE-NO 46748353, 46809068 ALT, (Magneti Marelli), FOR ALT: 100A, OE- NO 46765838, 46544329	6PK1038 6PK1836 MS29 AP9017  AP9058







**LANCIA**

**LANCIA**

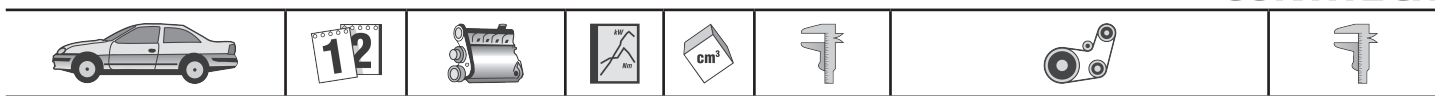
LYBRA SW (839BX)

					CT968 CT968K2 CT968WP2	CA CA CA	VD1065
2.0 20V (839BXC11, 839BXC1A)	07/99-09/00	182B7.000	113	1998		ALT, (AC) PS ALT, (-AC) CA CA	6DPK1225 6PK1138 6PK698
2.0 20V (839BXH1A)	09/00-10/05	185A8.000	110	1998	CT880 CT880K2	ALT, (AC) PS ALT, (-AC) CA CA	6DPK1225 6PK1138 6PK698
2.4 JTD	05/02-10/05	841C.000	110	2387		ALT, PS, AC ALT, PS, AC ONLY WITH VD1064 ALT, (Denso), FOR ALT: 120A, OE-NO 46748353, 46809068	6PK1760 6PK1760D1 MS28 AP9017
					CT968 CT968K1 CT968WP1	CA CA CA	VD1064
2.4 JTD (839BXE1A)	10/99-09/00	839A5.000, AR32501	99	2387		ALT, (-AC) ALT, (AC) ALT, (AC) ONLY WITH VD1064 ALT, (Denso), FOR ALT: 120A, OE-NO 46748353	6PK1105 6PK1760 6PK1760D1 MS28 AP9017
					CT968 CT968K1 CT968WP1	CA CA CA	VD1064
2.4 JTD (839BXL1A)	09/00-10/05	839A6.000	103	2387		ALT, PS, AC ALT, PS, AC ONLY WITH VD1064 ALT, (Denso), FOR ALT: 120A, OE-NO 46748353, 46809068	6PK1760 6PK1760D1 MS28 AP9017
					CT968 CT968K1 CT968WP1	CA CA CA	VD1064

**MUSA (350)**

1.3 D Multijet	10/04-	188A9.000	51	1248		ALT, (-AC) ALT, AC ALT, (Valeo), OE-NO 46823547, 51784845, FOR ALT: 90A, OE-NO 46835095, 51784846, FOR ALT: 105A	6PK1180 6PK1310 AP9035
	09/06-	199A3.000	66			ALT, (AC), (Valeo), OE-NO 46823547, FOR ALT: 90A, OE-NO 46835095, FOR ALT: 105A	AP9035
	03/09-	199B1.000	70			ALT, (AC), (Valeo), OE-NO 46823547, FOR ALT: 90A, OE-NO 46835095, FOR ALT: 105A	AP9035
1.4	10/04-	843A1.000	70	1368	CT1049 CT1049K1 CT1049WP1	ALT, (-AC) ALT, (AC) CA CA CA	4PK673 5PK1145
	09/05-	350A1.000	57		CT1115 CT1115K1	ALT, (-AC) ALT, (AC) CA CA	4PK665 5PK1145
1.6 D Multijet	07/08-	350A2.000	88	1598		ALT ALT, (Denso), FOR ALT: 100A, OE-NO 51764265, 51854901, FOR ALT: 120A, OE- NO 51854902	6PK1374 AP9054
		350A2.000, 350A3.000	85		CT1155 CT1155K1 CT1155WP1	CA CA CA	VD1065
					CT1155 CT1155K1	ALT ALT, (Denso), FOR ALT: 100A, OE-NO 51764265, 51854901, FOR ALT: 120A, OE- NO 51854902	6PK1374 AP9054
					CT1155 CT1155K1	CA CA	VD1065





<b>LANCIA</b>						
<b>MUSA (350)</b>						
↔					<b>CT1155WP1</b>	CA
1.9 D Multijet	10/04-	188B2.000	74	1910		ALT, AC ALT, (Denso), FOR ALT: 105A, OE-NO 46782213, FOR ALT: 120A, OE-NO 46809068 ALT, (Denso), FOR ALT: 90A, OE-NO 51727338, 51859058, FOR ALT: 120A, OE-NO 51727339
					<b>CT968</b>	CA
					<b>CT968K2</b>	CA
						<b>6PK1195</b> <b>AP9017</b>  <b>AP9054</b>  <b>VD1065</b>
<b>PHEDRA (179)</b>						
2.0 (179AXA11)	09/02-11/10	RFN (EW10J4)	100	1997	<b>CT1138</b> <b>CT1138K1</b> <b>CT1138WP1</b>	ALT, PS ALT, PS, AC CA CA CA
2.0 D Multijet	07/06-11/10	RHR (DW10B TED4)	100	1997		ALT ALT, (Valeo), OE-NO 71733552, FOR ALT: 150A ALT, (Bosch), OE-NO 9646065480, FOR ALT: 150A ALT, (Valeo), FOR ALT: 150A, OE-NO 9640878780, 71732307 ALT, (Mitsubishi), FOR ALT: 180A, OE-NO 9646065180, ALT-No: A004TJ0084
					<b>CT1091</b> <b>CT1091K1</b> <b>CT1091WP1</b>	CA CA CA
						<b>6PK1217</b> <b>AP9013</b>  <b>AP9023</b>  <b>AP9038</b>  <b>AP9040</b>  <b>VD1092</b>
2.0 JTD	07/03-11/10	RHM (DW10ATED4)	79	1997		ALT, PS, AC ALT, (Valeo), OE-NO 71733552, FOR ALT: 150A ALT, (Bosch), FOR ALT: 150A, OE-NO 964065480 ALT, (Valeo), FOR ALT: 150A, OE-NO 9640878780, 71732307
					<b>CT1063</b> <b>CT1063K2</b>	CA CA
	06/06-11/10	RHK (DW10U TED4)	88			ALT ALT, (Valeo), OE-NO 71733552, FOR ALT: 150A ALT, (Bosch), FOR ALT: 150A, OE-NO 964065480 ALT, (Valeo), FOR ALT: 150A, OE-NO 9640878780, 71732307 ALT, (Mitsubishi), FOR ALT: 180A, OE-NO 9646065180, ALT-No: A004TJ0084 CA, MTR-CODE: DW10BTED4 FAP
					<b>CT1091</b> <b>CT1091K1</b> <b>CT1091WP1</b>	CA CA CA
2.0 JTD (179AXB1A)	09/02-11/10	RHW (DW10ATED4)	80	1997		ALT, (AC) ALT, (AC), ⇒11/2004 ONLY WITH VD1080, ONLY WITH VD1095 ALT, (Valeo), OE-NO 71733552, FOR ALT: 150A ALT, (Bosch), FOR ALT: 150A, OE-NO 964065480 ALT, (Valeo), FOR ALT: 150A, OE-NO 9640878780, 71732307 ⇒11/2002, ⇒ORG-NO 09520 12/2002⇒, ORG-NO 09521⇒
					<b>CT1063</b> <b>CT1063K2</b> <b>CT1063WP1</b>	CA CA CA
						<b>6PK1740</b> <b>6PK1740D1</b> <b>MS02</b> <b>AP9013</b>  <b>AP9023</b>  <b>AP9038</b>  <b>VD1080</b> <b>VD1095</b>
2.2 D Multijet	03/08-11/10	4HT, 4HS	125	2179		ALT ALT, (Valeo), FOR ALT: 150A, OE-NO 71733552, 71748885, FOR ALT: 180A, OE-NO 9661544880 ALT, (Bosch), OE-NO 9646065480, FOR ALT: 150A ALT, (Valeo), FOR ALT: 150A, OE-NO 9640878780, 71732307 ALT, (Mitsubishi), FOR ALT: 180A, OE-NO 9646065180, ALT-No: A004TJ0084
					<b>CT1142</b> <b>CT1142K1</b>	CA CA

**LANCIA**



**LANCIA**
**LANCIA**
**PHEDRA (179)**

↔ 2.2 JTD	04/06-11/10	4HP, 4HR	120	2179		ALT, (Valeo), FOR ALT: 150A, OE-NO 71733552, 71748885, FOR ALT: 180A, OE-NO 9661544880	<b>AP9013</b>
						ALT, (Bosch), OE-NO 9646065480, FOR ALT: 150A	<b>AP9023</b>
						ALT, (Valeo), FOR ALT: 150A, OE-NO 9640878780, 71732307	<b>AP9038</b>
						ALT, (Mitsubishi), FOR ALT: 180A, OE-NO 9646065180, ALT-No: A004TJ0084	<b>AP9040</b>
2.2 JTD (179AXC1A)	09/02-11/10	4HW (DW12ATED4)	94	2179		ALT, (AC)	<b>6PK1740</b>
						ALT, (AC), ⇒11/2004	<b>6PK1740D1</b>
						ONLY WITH VD1080, ONLY WITH VD1095	<b>MS02</b>
						ALT, (Valeo), OE-NO 71733552, 71748885, FOR ALT: 150A, OE-NO 9661544880, FOR ALT: 180A	<b>AP9013</b>
						ALT, (Bosch), OE-NO 9646065480, FOR ALT: 150A, 12/2002⇒	<b>AP9023</b>
						ALT, (Valeo), FOR ALT: 150A, OE-NO 9640878780, 71732307	<b>AP9038</b>
						ALT, (Mitsubishi), FOR ALT: 180A, OE-NO 9646065180, ALT-No: A004TJ0084	<b>AP9040</b>
						⇒11/2004, ⇒ORG-NO 10248	<b>VD1080</b>
						11/2004⇒, ORG-NO 10249⇒	<b>VD1095</b>
					<b>CT1037</b>	CA	
					<b>CT1037K2</b>	CA, 05/2004⇒	
3.0 V6	09/02-11/10	ES9J4S	150	2946		ALT, PS, AC	<b>6PK1590</b>
					<b>CT1052</b>	CA	
					<b>CT1052K1</b>	CA	

**PRISMA (831AB0)**

1.3	01/83-02/92	831A2.000	58	1301		ALT	<b>AVX10X825</b>
					<b>CT647</b>	ALT, (AUTOM)	<b>AVX10X838</b>
						CA	
					<b>CT647K5</b>	CA, MTR-NO 8752816⇒	
1.5	01/83-04/86	831A1.000	63	1498		ALT	<b>AVX10X825</b>
					<b>CT594</b>	ALT, (AUTOM)	<b>AVX10X850</b>
					<b>CT594K2</b>	CA	
					<b>CT594K3</b>	CA, ⇒MTR-NO 8752815	
	09/85-02/92	831B1.048, 138C2.048	55			ALT	<b>AVX10X825</b>
					<b>CT594</b>	ALT, (AUTOM), 06/1986⇒	<b>AVX10X838</b>
					<b>CT594K2</b>	ALT, (AUTOM), ⇒06/1986	<b>AVX10X850</b>
						CA	
						CA, ⇒MTR-NO 8752815	
	08/86-02/92	831B1.000	59			ALT	<b>AVX10X825</b>
					<b>CT594</b>	ALT, (AUTOM)	<b>AVX10X838</b>
					<b>CT594K2</b>	CA	
					<b>CT594K3</b>	CA, ⇒MTR-NO 8752815	
1.6	01/83-04/86	831A4.000	77	1585		ALT	<b>AVX10X1050</b>
						AC	<b>AVX10X775</b>
						PS, 01/1986⇒, (CAT), (AC)	<b>AVX10X813</b>
						AC, 01/1986⇒	<b>AVX10X825</b>
						PS, 01/1986⇒	<b>AVX10X825</b>
						ALT, (PS), 01/1986⇒, (AC)	<b>AVX10X913</b>
						ALT, 01/1986⇒	<b>AVX10X940</b>
					<b>CT598</b>	CA, MTR-NO 488951⇒, ⇒01/1986	
					<b>CT651</b>	CA, ⇒MTR-NO 488950	
					<b>CT670</b>	CA, 01/1986⇒	
	08/86-02/92	831B6.000	73			PS, (AC)	<b>AVX10X813</b>
						AC	<b>AVX10X825</b>
						PS	<b>AVX10X825</b>
						ALT, (PS), (AC)	<b>AVX10X913</b>
						ALT	<b>AVX10X940</b>
					<b>CT670</b>	CA	
1.6 i.e.	05/86-12/89	831B7.000	80	1585		AC	<b>AVX10X825</b>
						ALT, (PS), (AC)	<b>AVX10X913</b>
						ALT, (AUTOM)	<b>AVX10X920</b>
						ALT	<b>AVX10X940</b>
					<b>CT670</b>	CA	
					<b>CT670K1</b>	CA	
1.6 i.e. Super	05/87-12/89	149C2.000	66	1585		PS, (CAT), (AC)	<b>AVX10X813</b>
						AC	<b>AVX10X825</b>
						PS	<b>AVX10X825</b>
						ALT, (PS), (AC)	<b>AVX10X913</b>
						ALT	<b>AVX10X940</b>
					<b>CT670</b>	CA	
					<b>CT670K1</b>	CA	
1.9 Diesel	01/83-02/92	831D.000	48	1911		ALT, (PS)	<b>5PK847</b>





<b>LANCIA</b>							
<b>PRISMA (831AB0)</b>							
					CT542	PS ALT CA	AVX10X740 AVX10X913
1.9 Turbo Diesel	05/85-12/89	831D1.000	59	1928		ALT, (PS) PS ALT CA	5PK847 AVX10X740 AVX10X913
					CT542	CA	
2.0 i.e. 4WD	04/86-12/89	831B4.000	85	1995		ALT, PS CA CA CA	5PK1345
					CT608 CT608K3 CT833	BS	
<b>THEMA (834)</b>							
2000 16V (834FA)	08/92-12/93	834F1.000	112	1995		ALT PS, (AC) PS AC BS CA CA	5PK1100 AVX13X750 AVX13X850 AVX13X875
					CT833 CT931 CT931K1		
2000 16V Turbo (834AC)	12/88-06/90	834C1.000	133	1995		ALT PS, (AC) PS, 1.HYPD PS AC BS CA, ⇨10/1989 CA, 10/1989⇨, MTR-NO 1036641⇨ CA, MTR-NO 1036641⇨	4PK1100 AVX13X750 AVX13X800 AVX13X850 AVX13X875
					CT833 CT885 CT931 CT931K1		
2000 16V Turbo (834GC, 834FC)	10/92-07/94	834F2.000	148	1995		ALT PS, (AC) PS AC BS CA CA	5PK1100 AVX13X750 AVX13X850 AVX13X875
					CT833 CT931 CT931K1		
2000 i.e (834AB)	09/88-05/92	834B1.000	86	1995		ALT PS, (AC) PS, (-AC) AC CA CA, ⇨MTR-NO 570151 CA, MTR-NO 570152⇨ BS	5PK1100 AVX13X750 AVX13X850 AVX13X875
					CT608 CT608K2 CT608K3 CT833		
2000 i.e.	03/86-09/88	834B.048	83	1995		ALT HYDP, PS PS, (AC) PS AC CA CA, ⇨MTR-NO 570151 CA, MTR-NO 570152⇨ BS	AVX10X1090 AVX10X750 AVX10X775 AVX10X825 AVX10X838
					CT608 CT608K2 CT608K3 CT833		
2000 i.e. (834B)	11/84-09/88	834B.000	88	1995		ALT, MTR-NO 036302⇨ ALT, (AC) ALT, ⇨MTR-NO 036301 PS, (AC) PS AC CA CA, ⇨MTR-NO 570151 CA, MTR-NO 570152⇨ BS	AVX10X1090 AVX10X1090 AVX10X1125 AVX10X775 AVX10X825 AVX10X838
					CT608 CT608K2 CT608K3 CT833		
2000 i.e. (834BV)	09/87-05/92	834B.146	85	1995		ALT HYDP, PS PS, (AC) PS AC CA CA, ⇨MTR-NO 570151 CA, MTR-NO 570152⇨ BS	AVX10X1090 AVX10X750 AVX10X775 AVX10X825 AVX10X838
					CT608 CT608K2 CT608K3 CT833		
2000 i.e. 16V (834AA)	05/88-08/92	834B2.000	108	1995		ALT PS, (AC) PS, (-AC), HYDP PS, (-AC), (-HYDP) AC BS CA, ⇨04/1989, ⇨MTR-NO 1036640	4PK1100 AVX13X750 AVX13X800 AVX13X850 AVX13X875
					CT833 CT885		

**LANCIA**



LANCIA

**LANCIA**

THEMA (834)

					<b>CT931</b> <b>CT931K1</b>	CA, MTR-NO 1036641⇒, 05/1989⇒ CA, 05/1989⇒, MTR-NO 1036641⇒	
2000 i.e. 16V (834AI)	02/89-05/92	834B2.246	104	1995	<b>CT833</b> <b>CT885</b> <b>CT931</b> <b>CT931K1</b>	ALT PS, (AC) PS, 1.HYPD PS AC BS CA, ⇒10/1989 CA, 10/1989⇒ CA, MTR-NO 1036641⇒	<b>4PK1100</b> AVX13X750 AVX13X800 AVX13X850 AVX13X875
2000 i.e. 16V Turbo (834AL)	04/89-05/92	834C1.246	130	1995	<b>CT833</b> <b>CT885</b> <b>CT931</b> <b>CT931K1</b>	ALT PS, (AC) PS, 1.HYPD PS AC BS CA, ⇒10/1989 CA, 10/1989⇒ CA, MTR-NO 1036641⇒	<b>4PK1100</b> AVX13X750 AVX13X800 AVX13X850 AVX13X875
2000 i.e. Turbo (834C)	11/84-12/87	834C.000	122	1995	<b>CT608</b> <b>CT608K2</b> <b>CT833</b>	ALT HYDP, PS PS, (AC) PS AC CA CA BS	AVX10X1090 AVX10X750 AVX10X775 AVX10X825 AVX10X838
2000 i.e. Turbo (834CV)	07/86-05/90	834C.146	110	1995	<b>CT608</b> <b>CT608K3</b> <b>CT833</b>	ALT, 01/1989⇒ ALT, ⇒12/1988 HYDP, PS, ⇒12/1988 PS, ⇒12/1988, (AC) PS, ⇒12/1988 AC, ⇒12/1988 PS, (AC), 01/1989⇒ PS, 1.HYPD, 01/1989⇒ PS AC, 01/1989⇒ CA CA BS	<b>4PK1100</b> AVX10X1090 AVX10X750 AVX10X775 AVX10X825 AVX10X838 AVX13X750 AVX13X800 AVX13X850 AVX13X875
2500 Turbo D (834D)	11/84-09/88	8144.91	74	2445	<b>CT703</b>	ALT, WP HYDP AC, ⇒12/1986 AC, ⇒MTR-NO 752412, 01/1987⇒ WP, ⇒11/1986 AC, MTR-NO 752413⇒, 01/1987⇒ WP, 11/1986⇒ CA	AVX10X635 AVX10X715 AVX10X775 AVX10X813 AVX10X925 AVX13X825 AVX13X925
2500 Turbo DS (834AE)	06/88-05/92	8144.97	85	2499	<b>CT703</b>	ALT, WP HYDP AC, ⇒MTR-NO 752412 AC, MTR-NO 752413⇒ WP CA	AVX10X635 AVX10X715 AVX10X813 AVX13X825 AVX13X925
2500 Turbo DS (834AM)	05/88-07/92	8144.97S	77	2500	<b>CT861</b>	ALT AC CA	<b>5PK890</b> AVX13X825
2500 Turbo DS (834FE, 834LE)	05/92-07/94	8144.97Y	85	2500	<b>CT861</b> <b>CT861K1</b>	ALT AC CA CA	<b>5PK890</b> AVX13X825
2850 V6 i.e. (834AD, 834CD, 834BD)	06/88-05/92	834E.146	108	2849		ALT ALT, ⇒RICAMBI-NO 0247473, (AUTOM) ALT, (AC) PS AC	<b>7PK1220</b> <b>7PK1220</b> <b>7PK1730</b> AVX10X690 AVX13X1400
2850 V6 i.e. (834F)	11/84-09/88	834E.000	110	2849		ALT, 12/1986⇒ ALT, ⇒RICAMBI-NO 0247473, 12/1986⇒, (AUTOM) ALT, 12/1986⇒, (AC) PS DYN, ⇒12/1986 AC	<b>7PK1220</b> <b>7PK1220</b>  <b>7PK1730</b> AVX10X690 AVX13X1225 AVX13X1400
3000 V6 (834GD, 834FD)	08/92-07/94	834F.000	126	2959		PS, (-LC) PS, (LC) ALT, (-AC) ALT, (AC)	<b>4PK770</b> <b>4PK785</b> <b>7PK1175</b> <b>7PK1240</b>





## LANCIA

THEMA (834)						
↔					<b>CT819</b> CA	
8.32 (834F)	09/87-05/89	F105L	158	2927		PS ALT, WP, (-AC) CA, 2X <b>3PK850</b> <b>4PK1245</b>
					<b>CT886</b>	
8.32 (834FS)	10/87-05/92	F105L.046	151	2927		PS ALT, WP, (-AC) CA, 2X <b>3PK850</b> <b>4PK1245</b>
					<b>CT886</b>	
THEMA SW (834)						
2000 16V (834FA)	05/92-07/94	834F1.000	112	1995		ALT PS, (AC) PS AC <b>5PK1100</b> <b>AVX13X750</b> <b>AVX13X850</b> <b>AVX13X875</b>
					<b>CT833</b> <b>CT931</b> <b>CT931K1</b>	
2000 i.e. 16V (834AA)	05/89-08/92	834B2.000	108	1995		ALT PS, (AC) PS, (-AC), HYDP PS, (-AC), (-HYDP) AC BS <b>4PK1100</b> <b>AVX13X750</b> <b>AVX13X800</b> <b>AVX13X850</b> <b>AVX13X875</b>
					<b>CT833</b> <b>CT931</b> <b>CT931K1</b>	
2000 i.e. 16V (834AI)	02/89-05/92	834B2.246	104	1995		ALT PS, (AC) PS, 1.HYPD PS AC BS <b>4PK1100</b> <b>AVX13X750</b> <b>AVX13X800</b> <b>AVX13X850</b> <b>AVX13X875</b>
					<b>CT833</b> <b>CT931</b> <b>CT931K1</b>	
2000 i.e. 16V Turbo (834AC)	12/88-06/90	834C1.000	133	1995		ALT PS, (AC) PS, (-AC), HYDP PS, (-AC), (-HYDP) AC BS <b>4PK1100</b> <b>AVX13X750</b> <b>AVX13X800</b> <b>AVX13X850</b> <b>AVX13X875</b>
					<b>CT833</b> <b>CT885</b> <b>CT931</b> <b>CT931K1</b>	
2000 i.e. 16V Turbo (834AL)	04/89-03/93	834C1.246	130	1995		ALT PS, (AC) PS AC BS <b>5PK1100</b> <b>AVX13X750</b> <b>AVX13X850</b> <b>AVX13X875</b>
					<b>CT833</b> <b>CT885</b> <b>CT931</b> <b>CT931K1</b>	
2000 Turbo	01/89-03/92	834C.146	110	1995		ALT PS, (AC) PS AC CA BS CA <b>5PK1100</b> <b>AVX13X750</b> <b>AVX13X850</b> <b>AVX13X875</b>
					<b>CT608K3</b> <b>CT833</b> <b>CT931</b>	
2000 Turbo 16V (834GC, 834FC)	11/92-07/94	834F2.000	148	1995		ALT PS, (AC) PS, (-AC) AC BS CA CA <b>5PK1100</b> <b>AVX13X750</b> <b>AVX13X850</b> <b>AVX13X875</b>
					<b>CT833</b> <b>CT931</b> <b>CT931K1</b>	
2500 Turbo DS (834AE)	06/88-05/92	8144.97	85	2499		ALT, WP HYDP AC, ⇨MTR-NO 752412 AC, MTR-NO 752413⇨ WP CA <b>AVX10X635</b> <b>AVX10X715</b> <b>AVX10X813</b> <b>AVX13X825</b> <b>AVX13X925</b>
					<b>CT703</b>	
2500 Turbo DS (834D)	03/87-09/90	8144.91	74	2445		ALT, WP HYDP AC, ⇨MTR-NO 752412 AC, MTR-NO 752413⇨ WP CA <b>AVX10X635</b> <b>AVX10X715</b> <b>AVX10X813</b> <b>AVX13X825</b> <b>AVX13X925</b>
					<b>CT703</b>	
2500 Turbo DS (834FE, 834LE)	09/92-07/94	8144.97Y	85	2500		ALT AC CA CA <b>5PK890</b> <b>AVX13X825</b>
					<b>CT861</b> <b>CT861K1</b>	




**LANCIA**
**THEMA SW (834)**

↔ 3000 V6 (834GD, 834FD)	09/92-07/94	834F.000	126	2959		PS, (-LC) PS, (LC) ALT, (-AC)  ALT, (AC) CA	4PK770 4PK785 7PK1175 7PK1240 7PK1280
--------------------------	-------------	----------	-----	------	--	--	---

**CT819**
**THESES (841AX)**

2.0 Turbo (841AXA1B03)	07/02-07/09	841E.000	136	1998		ALT ALT, (Denso), FOR ALT: 140A, OE-NO 46774428 CA CA	6PK1693 AP9017
2.4 (841AXB1B00)	07/02-07/09	841D.000	125	2446		ALT, (AC) ALT, (Denso), FOR ALT: 140A, OE-NO 46774428 CA CA	6PK1693 AP9017
2.4 D Multijet	04/06-07/09	841P.000	136	2387		ALT, PS, AC  CA CA	6PK1740 VD1064
2.4 JTD	05/03-07/09	841G.000	129	2387		ALT, PS, AC ALT, (Denso), OE-NO 46823540, FOR ALT: 140A  CA, OE-NO 55187103 CA	6PK1740 AP9017  VD1064
2.4 JTD (841AXD1B02)	07/02-07/09	841C.000	110	2387		ALT, PS, AC ALT, (Denso), FOR ALT: 120A, OE-NO 46823540, FOR ALT: 140A, OE-NO 46774429  CA CA, MTR-CODE: 841C.000 CA, MTR-CODE: 841C.000	6PK1740 AP9017  VD1064
3.0 V6 (841AXC1101)	07/02-07/09	841A.000	158	2959		ALT, PS, AC CA CA	6PK1990
3.2 V6	05/03-07/09	841L.000	169	3179		ALT, PS, AC CA CA	6PK1990

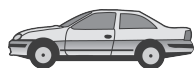
**TREVI (828DB)**

2000 i.e.	05/80-01/87	828B4.000	90	1995		ALT ALT, (PS) ALT, (AC) AC PS, (AC) PS AIRC, 01/1983⇒ CA CA	AVX10X1100 AVX10X1140 AVX10X1225 AVX13X1825 AVX13X1825 AVX13X825
2000 Volumex (828DB17)	08/83-05/85	828B7.000	99	1995		ALT AIRC CA CA	AVX10X1125

**Y (840A)**

1.1 (840AE)	11/95-09/03	176B2.000	40	1108		PS ALT, (-AC) ALT, (AC) AC CA, ⇒MTR-NO 9042883 CA, ⇒MTR-NO 9042883 CA, MTR-NO 9042884⇒ CA, MTR-NO 9042884⇒ CA, MTR-NO 9042884⇒	3PK915 4PK673 4PK698 4PK841
1.2 (840AA, 840AF1A)	03/96-09/03	840A3.000, 188A4.000	44	1242		PS, ⇒07/2000 PS, (-AC), 08/2000⇒, ⇒07/2003 ALT, (-AC), ⇒MTR-NO 714685 ALT, (AC), 11/1997⇒, CH-NO 3200924⇒ ALT, (AC), ⇒10/1997, ⇒CH-NO 3200923 AC, 11/1997⇒, ⇒07/2000, CH-NO 3200924⇒ AC, ⇒10/1997, ⇒CH-NO 3200923 ALT, PS, AC, 01/2002⇒, ⇒09/2003 ALT, PS, AC, 08/2000⇒, ⇒12/2001 CA, ⇒MTR-NO 9042882 CA, ⇒MTR-NO 9042882 CA, ⇒MTR-NO 9042882, MTR-CODE: 840	3PK915 3PK915 4PK673 4PK698 4PK715 4PK841  4PK855 5PK1570 5PK1585





## LANCIA

Y (840A)

					CT999 CT999K1 CT999WP1	A3.000, ⇨04/1999 CA, MTR-NO 9042883⇨ CA, MTR-NO 9042883⇨ CA, MTR-NO 9042883⇨, ⇨07/2002	
1.2 16V (840AD)	04/97-09/03	176B9.000	63	1242	CT1049 CT1049K1 CT1049WP1	PS ALT, (-AC) ALT, (AC) AC, MTR-NO 3200924⇨ AC, ⇨MTR-NO 3200923	3PK915 4PK673 4PK715 4PK841 4PK855
1.2 16V (840AG1A)	10/00-09/03	188A5.000	59	1242	CT1049 CT1049K1 CT1049WP1	PS ALT, (-AC) ALT, (AC), MTR-NO 616580⇨ ALT, (AC), ⇨MTR-NO 616579	3PK915 4PK673 5PK1570 5PK1585
1.4 12V (840AB)	10/96-09/03	840A2.000	59	1370	CT878 CT878K1	ALT, (-AC) ALT, (AC) CA CA	6PK1045 6PK1845
1.4 12V (840AC)	03/96-09/03	840A4.000	55	1370	CT878 CT878K1	ALT, (-AC) ALT, (AC) CA CA	6PK1045 6PK1845
<b>Y10 (156)</b>							
1.0 Fire	03/85-02/90	156A2.000	37	999	CT503 CT503K1	ALT ALT CA CA	3PK690 AVX10X675
1.0 Fire (156AA)	03/85-06/89	156A2.000	33	999	CT503 CT503K1	CA CA	
1.0 Fire (156AE) KAT	10/87-02/92	156A2.246	33	999	CT503 CT503K1	ALT ALT CA CA	3PK690 AVX10X675
1.0 Fire (156B, 156AD)	06/85-06/91	156A2.100	32	999	CT503 CT503K1	ALT ALT CA CA	3PK690 AVX10X675
1.0 Fire 4WD	12/86-02/89	156A2.100	32	999	CT503 CT503K1	ALT ALT CA CA	3PK690 AVX10X675
	12/87-02/90	156A2.000	37		CT503 CT503K1	ALT ALT CA CA	3PK690 AVX10X675
1.0 Fire 4WD (156AE)	12/87-02/92	156A2.246	33	999	CT503 CT503K1	CA CA	
1.0 Turbo (156D)	03/85-02/89	156A1.000	62	1049	CT702	ALT CA	AVX10X1000
1.1 Avenue (156AG)	01/95-12/95	176B2.000	40	1108	CT973 CT973K1 CT973WP1	ALT, (AC) ALT, (-AC) AC, ⇨MTR-NO 5088940 AC, MTR-NO 5088941⇨ CA CA CA	3PK690 4PK673 4PK815 4PK825
1.1 Avenue 4WD (156AG)	01/95-12/95	176B2.000	40	1108	CT973 CT973K1 CT973WP1	ALT, (AC) ALT, (-AC) AC, ⇨MTR-NO 5088940 AC, MTR-NO 5088941⇨ CA CA CA	3PK690 4PK673 4PK815 4PK825
1.1 i.e (156AC)	08/89-06/92	156C.000	42	1108	CT503 CT503K1	ALT, (AC), 01/1992⇨ ALT, (-AC), 01/1992⇨ AC, ⇨MTR-NO 5088940 AC, MTR-NO 5088941⇨ CA CA CA	3PK690 4PK673 4PK815 4PK825
1.1 i.e 4WD (156AC)	08/89-06/92	156C.000	42	1108		ALT, (AC), 01/1992⇨ ALT, (-AC), 01/1992⇨ AC, ⇨MTR-NO 5088940 AC, MTR-NO 5088941⇨	3PK690 4PK673 4PK815 4PK825

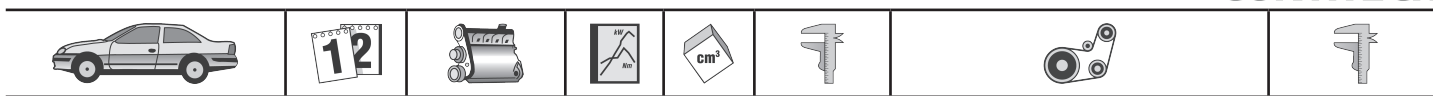
LANCIA




**LANCIA**

Y10 (156)							
					<b>CT503</b> <b>CT503K1</b>	CA CA	
1.1 i.e. Fire (156AG)	07/89-09/95	156C.046	37	1108		ALT, (AC), 01/1992⇒ ALT, (-AC), 01/1992⇒ AC, ⇒MTR-NO 5088940 AC, MTR-NO 5088941⇒	<b>3PK690</b> <b>4PK673</b> <b>4PK815</b> <b>4PK825</b>
					<b>CT503</b> <b>CT503K1</b>	CA CA	
1.1 i.e. Fire 4WD (156AG)	09/92-12/95	156C.046	37	1108		ALT, (AC), 01/1992⇒ ALT, (-AC), 01/1992⇒ AC, ⇒MTR-NO 5088940 AC, MTR-NO 5088941⇒	<b>3PK690</b> <b>4PK673</b> <b>4PK815</b> <b>4PK825</b>
					<b>CT503</b> <b>CT503K1</b>	CA CA	
1.3 i.e. Fire (156AB)	11/87-05/93	156B.000	56	1301		ALT CA	<b>AVX10X1000</b>
					<b>CT626</b> <b>CT626K1</b>	CA, ⇒02/1992	
1.3 i.e. Fire (156AF)	02/89-12/95	156B.000, 146A5.046	53	1297		ALT CA	<b>AVX10X1000</b>
					<b>CT626</b> <b>CT626K1</b>	CA, ⇒02/1992	
YPSILON (843)							
1.2	10/03-12/11	188A4.000	44	1242		ALT, (-AC) ALT, (AC)	<b>4PK665</b> <b>5PK1145</b>
					<b>CT1115</b>	CA, MTR-CODE: 188 A4.000, MTR-NO 2533529⇒	
					<b>CT1115K1</b>	CA, MTR-CODE: 188 A4.000, MTR-NO 2533529⇒	
					<b>CT999</b>	CA, MTR-CODE: 188 A4.000, ⇒MTR-NO 2533528	
					<b>CT999K1</b>	CA, MTR-CODE: 188 A4.000, ⇒MTR-NO 2533528	
					<b>CT999WP1</b>	CA, MTR-CODE: 188 A4.000, ⇒MTR-NO 2533528	
		188A5.000	59			ALT, (-AC) ALT, (AC)	<b>4PK673</b> <b>5PK1145</b>
					<b>CT1049</b> <b>CT1049K1</b> <b>CT1049WP1</b>	CA CA CA	
1.3 D Multijet	09/06-12/11	199A2.000	55	1248		ALT, (-AC) ALT, (AC) ALT, (AC), (Valeo), OE-NO 51718499, 51784844, FOR ALT: 75A	<b>6PK1180</b> <b>6PK1310</b> <b>AP9035</b>
		199A3.000	66			ALT, (-AC) ALT, (AC) ALT, (AC), (Valeo), OE-NO 51718499, FOR ALT: 75A	<b>6PK1180</b> <b>6PK1310</b> <b>AP9035</b>
	05/07-12/11		77			ALT, (-AC) ALT, (AC) ALT, (AC), (Valeo), OE-NO 51718499, FOR ALT: 75A	<b>6PK1180</b> <b>6PK1310</b> <b>AP9035</b>
1.3 JTD	10/03-12/11	188A9.000	51	1248		ALT, (-AC) ALT, AC ALT, (AC), (Valeo), OE-NO 46823547, 51784845, FOR ALT: 90A	<b>6PK1180</b> <b>6PK1310</b> <b>AP9035</b>
1.4	02/06-12/11	350A1.000	57	1368		ALT, (-AC) ALT, (AC)	<b>4PK665</b> <b>5PK1145</b>
					<b>CT1115</b> <b>CT1115K1</b>	CA CA	
1.4 16V	10/03-12/11	843A1.000	70	1368		ALT, (-AC) ALT, (AC)	<b>4PK673</b> <b>5PK1145</b>
					<b>CT1049</b> <b>CT1049K1</b> <b>CT1049WP1</b>	CA CA CA	
YPSILON (846)							
0.9 Twinair	05/11-	312A2.000	63	875		ALT, (AC)	<b>5PK1150</b>
ZETA (220)							
2.0 16V (220AL5)	05/98-07/00	RFV (XU10J4R)	97	1998		ALT, PS, (-AC) ALT, PS, AC	<b>6PK1165</b> <b>6PK1605</b>
					<b>CT955</b> <b>CT955K1</b>	CA CA	
2.0 16V (220AQ5)	07/00-09/02	RFN	100	1997		ALT, PS, (-AC) ALT, PS, AC	<b>6PK1190</b> <b>6PK1705</b>
					<b>CT1138</b> <b>CT1138K1</b> <b>CT1138WP1</b>	CA CA CA	
2.0 JTD	04/00-09/02	RHZ (DW10ATED)	80	1997		ALT, (-AC) ALT, (-AC) ALT, (AC), (SANDEN)	<b>6PK1468</b> <b>6PK1468D1</b> <b>6PK1740</b>





## LANCIA

ZETA (220)							
						ALT, (AC), (SANDEN) ALT, (AC), (DELPHI) ALT, (AC), (DELPHI) ALT, (Valeo), OE-NO 9621791480, FOR ALT: 150A, ALT, (Valeo), FOR ALT: 150A, OE-NO 9640878780, 9636060780  CA CA CA	6PK1740D1 6PK1750 6PK1750D2 AP9038  VD1080
2.0 JTD (220AN5)	09/99-09/02	RHW (DW10ATED4)	80	1997	CT987 CT987K2 CT987WP1	ALT, (-AC) ALT, (-AC) ALT, (AC), (SANDEN) ALT, (AC), (SANDEN) ALT, (AC), (DELPHI) ALT, (AC), (DELPHI) ONLY WITH VD1080 ALT, (Valeo), OE-NO 9621791480, FOR ALT: 150A, ALT, (Valeo), FOR ALT: 150A, OE-NO 9640878780, 9636060780  CA, MTR-CODE: RHW CA CA	6PK1468 6PK1468D1 6PK1740 6PK1740D1 6PK1750 6PK1750D2 MS02 AP9038  VD1080
2.0 Turbo (220AD5, 220CD5)	05/95-09/02	RGX (XU10J 2TE)	108	1998	CT1063 CT1063K2 CT1063WP1	ALT, PS, (-AC), FOR ALT: 70A, ⇒02/1997 ALT, PS, (-AC), FOR ALT: 80A, FOR ALT: 90A, ⇒02/1997 ALT, PS, (-AC), 03/1997⇒ ALT, PS, AC, 03/1997⇒ ALT, PS, AC, ⇒02/1997 CA CA	6PK1070 6PK1075  6PK1165 6PK1605 6PK1660
2.1 TD (220AJ5)	05/96-09/99	P8C	80	2088	CT772 CT772K1 CT772WP1	ALT, PS, (-AC) ALT, PS, AC  CA CA CA	6PK1105 6PK1740 VD1088

## LAND ROVER

<b>88/109</b>							
2.3 (LR 88 OL, LR 109 OL)	09/63-12/86	11H	51	2286		ALT, ⇒12/1983 PS, ⇒12/1983 PS, (AC)	AVX10X1050 AVX13X750 AVX13X800
2.3 D (LR 88 DL, LR 109 DL)	09/63-12/86	10J, 23J	46	2286		ALT, ⇒12/1983 ALT, (AC), 01/1983⇒ VACP, 01/1983⇒ VACP, (PS), (AC), 01/1983⇒ PS, ⇒12/1983 PS, (AC), 01/1983⇒ AC, 01/1983⇒, SP, (AC)	AVX10X1025 AVX10X1050 AVX10X675 AVX10X715 AVX13X750 AVX13X800 AVX13X925
<b>88/109 Hardtop</b>							
2.3 (LR 88 OP, LR 109 OP)	09/63-12/86	11H	51	2286		ALT ALT, (AC) DYN, WP PS PS, (AC)	AVX10X1025 AVX10X1050 AVX10X913 AVX13X750 AVX13X800
2.3 D (LR 88 DP, LR 109 DP)	09/63-12/86	10J, 23J	46	2286		ALT ALT, (AC) PS PS, (AC)	AVX10X1025 AVX10X1050 AVX13X750 AVX13X800
<b>90/110 (DHMC)</b>							
2.5 TD	09/86-07/90	19J	63	2494	CT550 CT550K1	CA CA	
<b>DEFENDER Cabrio (LD)</b>							
2.5 90 TDI	09/90-	23L, 11L, 16L	83	2495	CT952 CT953	AC, MTR-CODE: 16L ALT, MTR-NO 16L25165⇒, MTR-CODE: 16L ALT, ⇒MTR-NO 16L25164, MTR-CODE: 16L ALT, MTR-CODE: 11L PS, MTR-CODE: 11L CA, 01/1995⇒ CA, ⇒12/1994	4PK1325 7PK1580  7PK1593  AVX10X1025 AVX13X725
2.5 Td5 4WD	06/98-	10P, 14P	90	2495		ALT, (-AC) ALT, AC	7PK1715 7PK1801

LAND ROVER





LAND ROVER

**LAND ROVER**

**DEFENDER Pick-up (LD\_)**

↔ 2.5 Td5 4WD	06/98-	10P	90	2495		ALT, (-AC) ALT, AC	7PK1715 7PK1801
---------------	--------	-----	----	------	--	-----------------------	--------------------

**DEFENDER Station Wagon (LD)**

2.5 4x4	09/90-12/94	17H	61	2495		ALT, (-AC) ALT, (AC) PS, (-AC) PS, (AC)	AVX10X1025 AVX10X1050 AVX13X750 AVX13X800
2.5 90,110 TDI	09/90-12/98	23L, 11L, 16L	83	2495		AC, MTR-CODE: 16L ALT, MTR-NO 16L25165⇒, MTR-CODE: 16L ALT, ⇒MTR-NO 16L25164, MTR-CODE: 16L ALT, MTR-CODE: 11L PS, MTR-CODE: 11L	4PK1325 7PK1580 7PK1593 AVX10X1025 AVX13X725
2.5 D 4x4	09/90-09/01	12J	51	2495	CT952 CT953	CA, 01/1995⇒ CA, ⇒12/1994	
2.5 Td5 4WD	06/98-	10P	90	2495		ALT, PS AC	7PK1715 7PK1801

**DISCOVERY I (LJ, LG)**

2.0 16 V	09/93-10/98		99	1994		ALT, (-AC) ALT, (AC) CA CA	6PK1370 6PK1750
2.5 TDI	10/89-10/98	12L, 19L, 21L, 17L	83	2496	CT803 CT803K1	CA CA	
2.5 TDI	10/89-10/98	12L, 19L, 21L, 17L	83	2496		ALT PS AC CA	AVX10X613 AVX13X1025 AVX13X1350
3.5 (SALLJG)	10/89-06/94	22D	113	3531	CT953	CA	
3.5 4x4	10/89-06/94		122	3528		ALT FAN AC PS	AVX10X675 AVX13X1000 AVX13X1000 AVX13X925
3.5 4x4	10/89-08/90		98			ALT FAN AC PS	AVX10X675 AVX13X1000 AVX13X1000 AVX13X925
3.9 V8	09/93-10/98	36D, 35D	134	3947		ALT, (-AC), MTR-NO 36D50530, 38D32140⇒ ALT, (-AC), ⇒MTR-NO 36D50529, 38D32139 ALT, (AC), ⇒MTR-NO 36D50529, 38D32139	7PK1855 7PK1867 7PK2255

**DISCOVERY II (LJ, LT)**

2.5 Td5	01/99-06/04	10P	102	2495		ALT, (-AC), (-LC) ALT, AC, (-LC)	7PK1715 7PK1801
4.0 V8	11/98-06/04	56D	136	3950		MTR-CODE: 56D, ALT, (-AC), (-LC), ⇒06/2004 MTR-CODE: 35D/35L/37L, ALT, (-AC), MTR-NO 36D50530⇒, 38D32140⇒, ⇒12/1998 MTR-CODE: 35D/35L/37L, ALT, (-AC), ⇒MTR-NO 36D50529, 38D32139, ⇒12/1998 MTR-CODE: 35D/35L/37L, ALT, (AC), ⇒MTR-NO 36D50529, 38D32139 MTR-CODE: 56D, ALT, (AC), (-LC), ⇒06/2004 MTR-CODE: 56D, ALT, (AC), (LC)	7PK1775 7PK1855 7PK1867 7PK2255 7PK2345 7PK2710

**DISCOVERY III (TAA)**

2.7 TD	07/04-09/09	276DT	140	2720	CT1117 CT1117K1	ALT CA CA	8PK2092
--------	-------------	-------	-----	------	--------------------	-----------------	---------

**FREELANDER (LN)**

1.8 16V	11/00-10/06	18K4F	86	1796	CT929 CT929K2 CT974 CT974K1	PS ALT, AC, ⇒CH-NO YA999999 ALT, AC, CH-NO 1A000001⇒ ALT, (-AC) CA, (MANL-TP) CA, (MANL-TP) CA, (AUTOM-TP) CA, (AUTOM-TP)	3PK750 5PK1190 5PK1200 5PK736
---------	-------------	-------	----	------	--------------------------------------	--	--





## LAND ROVER

LAND ROVER							
<b>FREELANDER (LN)</b>							
↔ 1.8 i 16V	02/98-11/00	18K4F	88	1796		PS ALT, AC ALT CA, (MANL-TP) CA, (MANL-TP) CA, (AUTOM-TP) CA, (AUTOM-TP)	3PK750 5PK1190 5PK736
2.0 DI	02/98-11/00	20T2N	72	1994	CT929 CT929K2 CT974 CT974K1	ALT ALT, AC CA, MTR-NO 18N000243⇒, 17N000187⇒ CA, MTR-NO 18N000243⇒, 17N000187⇒	6PK1185 6PK1460
2.0 Td4	11/00-10/06	204D3	82	1951		ALT AC MTR-CODE: M47	5PK2030 5PK875 VD1087
	11/01-10/06	M47	80			ALT AC MTR-CODE: M47	5PK2030 5PK875 VD1087
2.5 V6	11/00-10/06	25K4F	130	2497	CT1096 CT1096K1 CT1097	ALT, (-AC) ALT, (AC) CA CA CA, 2x	6PK1285 6PK1560
<b>FREELANDER 2 (FA_)</b>							
2.2 SD4	08/10-	224DT	140	2179		ALT, (Bosch), FOR ALT: 150A, OE-NO LR002899, LR007088, ALT-No: 0 121 615 021, FOR ALT: 180A, OE-NO LR001200, LR007090, ALT-No: 0 121 715 024	AP9023
2.2 TD4	10/06-	224DT	118	2179	CT1142 CT1142K1	ALT ALT, (Bosch), FOR ALT: 150A, OE-NO LR002899, LR007088, ALT-No: 0 121 615 021, FOR ALT: 180A, OE-NO LR001200, LR007090, ALT-No: 0 121 715 024 CA CA	6PK1743 AP9023
	01/07-		112		CT1142 CT1142K1	ALT ALT, (Bosch), FOR ALT: 150A, OE-NO LR002899, LR7088, ALT-No: 0121 615 021, FOR ALT: 180A, OE-NO LR001200, LR007090, ALT-No: 0 121 715 024 CA CA	6PK1743 AP9023
	08/10-	224DT, DW12B TED4	110			ALT, (Bosch), FOR ALT: 150A, OE-NO LR002899, LR007088, ALT-No: 0 121 615 021, FOR ALT: 180A, OE-NO LR001200, LR007090, ALT-No: 0 121 715 024	AP9023
2.2 TD4 4x4	10/06-	224DT	115	2179		ALT, (Bosch), FOR ALT: 150A, OE-NO LR002899, LR007088, ALT-No: 0 121 615 021, FOR ALT: 180A, OE-NO LR001200, LR007090, ALT-No: 0 121 715 024	AP9023
		224DT, DW12B TED4	110			ALT, (Bosch), FOR ALT: 150A, OE-NO LR002899, LR007088, ALT-No: 0 121 615 021, FOR ALT: 180A, OE-NO LR001200, LR007090, ALT-No: 0 121 715 024	AP9023
3.2	10/06-	B6324S	171	3192		ALT	6PK1200
<b>FREELANDER Soft Top</b>							
↔ 1.8 i 16V	02/98-10/06	18K4F	88	1796	CT929 CT929K2 CT974 CT974K1	PS ALT, AC, ⇒CH-NO YA999999 ALT, AC, CH-NO 1A000001⇒ ALT, (-AC) CA, (MANL-TP) CA, (MANL-TP) CA, (AUTOM-TP) CA, (AUTOM-TP)	3PK750 5PK1190 5PK1200 5PK736
2.0 DI	02/98-10/06	20T2N	72	1994	CT1041 CT1041K1 CT1042 CT1042K1	ALT ALT, AC CA, MTR-NO 18N000243⇒, 17N000187⇒ CA, MTR-NO 18N000243⇒, 17N000187⇒ INJP INJP	6PK1185 6PK1460
<b>RANGE ROVER I (AE, AN, HAA, HAB, HAM, HBM, RE, RN)</b>							
2.4 Diesel	04/86-12/90	11A	78	2376		AC ALT, (AC) ALT, (LHD) ALT PS	AVX10X675 AVX13X1000 AVX13X1175 AVX13X1200 AVX13X875
2.5 TDi 4x4	09/91-04/94	14L	83	2495		PS	4PK841





## LAND ROVER

### RANGE ROVER I (AE, AN, HAA, HAB, HAM, HBM, RE, RN)

						ALT, (LHD) AC	5PK1140 AVX13X1350
3.5	01/87-09/90	31D	107	3528		ALT AC FAN PS JP	AVX10X675 AVX13X1000 AVX13X1000 AVX13X925 AVX13X925
3.5 Vogue	08/81-09/90	11D	93	3528		ALT ALT, (AC) AC FAN, (AC) AC PS JP, (AC)	AVX10X1225 AVX10X675 AVX13X1000 AVX13X1000 AVX13X850 AVX13X925 AVX13X925
	10/85-09/90	24D, 25D	120			ALT AC FAN PS JP	AVX10X675 AVX13X1000 AVX13X1000 AVX13X925 AVX13X925
3.9 KAT	11/88-07/94	37D, 38D	127	3950		ALT, 05/1992⇒ AC, (PS) ALT, ⇒04/1992 AC FAN PS JP	4PK1260 7PK2255 AVX10X675 AVX13X1000 AVX13X1000 AVX13X925 AVX13X925
3.9 Vogue SEI	11/88-07/94	36D, 35D	134	3950		ALT, 05/1992⇒ AC, (PS) ALT, ⇒04/1992 AC FAN PS JP	4PK1260 7PK2255 AVX10X675 AVX13X1000 AVX13X1000 AVX13X925 AVX13X925
4.3 Vogue LSE	09/92-07/94	40D	149	4275		ALT, 05/1992⇒ AC, (PS) AC FAN PS JP	4PK1260 7PK2255 AVX13X1000 AVX13X1000 AVX13X925 AVX13X925

### RANGE ROVER II (LP)

2.5 D	08/94-03/02	14L	83	2496		AC, OE-NO STC3397, 1128 2245850 AC, OE-NO STC2326 ALT, MTR-CODE: BMW	4PK841 4PK855 5PK1815
					<b>CT952</b>	CA	
2.5 TD	07/94-03/02	256T (BMW)	100	2497		AC, MTR-CODE: BMW AC, OE-NO STC2326 ALT, MTR-CODE: BMW	4PK841 4PK855 5PK1815
3.9	07/94-03/02	42D	140	3947		ALT, (-AC), ⇒CH-NO WA410481 ALT, (AC), CH-NO XA410482⇒, OE-NO PQS101630	7PK1867 7PK2337
4.0	06/98-03/02		136	3950		ALT, (-AC), ⇒CH-NO WA410481 ALT, (AC), CH-NO XA410482⇒, OE-NO PQS101630	7PK1867 7PK2337
4.6	06/98-03/02	60D	160	4554		ALT, (-AC), ⇒CH-NO WA410481 ALT, (AC), CH-NO XA410482⇒, OE-NO PQS101630	7PK1867 7PK2337
	07/94-03/02	46D	165	4553		ALT, (-AC), ⇒CH-NO WA410481 ALT, (AC), CH-NO XA410482⇒, OE-NO PQS101630	7PK1867 7PK2337

### RANGE ROVER III (LM)

3.0 TD 6	03/02-		130	2926		ALT AC	5PK2020 5PK813
----------	--------	--	-----	------	--	-----------	-------------------

### RANGE ROVER SPORT (LS)

2.7 TDVM	02/05-	276DT	140	2720		ALT, OE-NO PQS500370 CA	8PK2092
					<b>CT1117</b>	CA	
3.6 TD 8	04/06-	368DT	200	3628		ALT	8PK1955

## LDV

### MAXUS Bus

2.5 CDi	02/05-12/08	VM39C, VM40C	70	2499	<b>CT1123</b>	CA	
					<b>CT1123K1</b>	CA	
		VM39C	88		<b>CT1123</b>	CA	
					<b>CT1123K1</b>	CA	

### MAXUS Kasten

2.5 CDi	02/05-12/08	VM39C, VM40C	70	2499	<b>CT1123</b>	CA	
					<b>CT1123K1</b>	CA	





<b>LDV</b>								
<b>MAXUS Kasten</b>								
↔	250	12/89-09/91	2VZ-FE	118	2507		PS ALT	3PK760 6PK1050
	300	09/91-12/97	3VZ-FE	138	2959		PS ALT CA	4PK800 6PK1050
						<b>CT852</b>		
<b>GS (GRS19_, UZS19_, GWS19_)</b>								
	300	04/05-11/11	3GR-FSE	183	2995		ALT	7PK1549
	430	04/05-11/11	3UZ-FE	208	4293		ALT CA	6PK2120
						<b>CT1147</b>		
	450 h (GWS191)	02/06-11/11	2GR-FSE	218	3456		ALT	6PK1930
<b>GS (JZS147)</b>								
	300	03/93-08/97	2JZ-GE	156	2997		ALT, (AC), (PS)	6PK1940
<b>GS (UZS161, JZS160)</b>								
	400	12/97-11/00	1UZ-FE	216	3969		ALT CA	6PK2241
						<b>CT1147</b>		
	430	11/00-03/05	3UZ-FE	208	4293		ALT CA	6PK2241
						<b>CT1147</b>		
<b>IS I (JCE1_, GXE1_)</b>								
	200	04/99-07/05	1G-FE	114	1988		PS ALT AC CA	3PK890 4PK1070 4PK900
						<b>CT876</b>		
<b>IS II (GSE2_, ALE2_, USE2_)</b>								
	220 d (ALE20)	10/05-	2AD-FHV	130	2231		ALT	7PK1867
	250 (GSE20)	10/05-	4GR-FSE	153	2499		ALT	7PK1549
	IS F (USE20)	11/07-	2UR-GSE	311	4969		ALT	6PK2055
<b>IS SportCross</b>								
	200	10/02-10/05	1G-FE	114	1988		PS ALT AC CA	3PK890 4PK1070 4PK900
						<b>CT876</b>		
<b>LS (UCF10)</b>								
	400	12/89-12/94	1UZ-FE	180	3969		ALT	6PK2241
<b>LS (UCF20)</b>								
	4.0	10/97-07/00	1UZ-FE	216	3969		ALT	6PK2230
	400	09/98-10/00	1UZ-FE	203	3969		ALT CA	6PK2230
						<b>CT1147</b>		
		12/94-08/97		194			ALT ALT, (LHD) CA, 07/1997⇒	6PK2230 6PK2245
						<b>CT1147</b>		
		09/97-10/00		209			ALT CA	6PK2230
						<b>CT1147</b>		
<b>LS (UCF30)</b>								
	430	10/00-08/06	3UZ-FE	207	4293		ALT	6PK2241
						<b>CT1147</b>		
<b>LS (UVF4_, USF4_)</b>								
	460	04/06-	1UR-FSE	280	4608		ALT	6PK2100
	600 h	08/07-	2UR-FSE	290	4969		ALT	4PK915
<b>RX (MCU15)</b>								
	3.0 2WD	07/00-03/03	1MZ-FE	148	2995		PS ALT CA	4PK875 6PK1038
						<b>CT1029</b>		
	300 V6	10/00-05/03	1MZ-FE	148	2995		PS ALT CA	4PK875 6PK1038
						<b>CT1029</b>		
<b>RX (MHU3_, GSU3_, MCU3_)</b>								
	3.3	04/03-12/08	3MZ-FE	171	3311	<b>CT1029</b>	CA	
	3.3 FWD	04/03-01/06	3MZ-FE	171	3311	<b>CT1029</b>	CA	
	300	05/03-12/08	1MZ-FE	150	2995		PS ALT CA	4PK875 6PK1038
						<b>CT1029</b>		
	350	02/06-12/08	2GR-FE	203	3456		ALT	6PK1038
	400h 4WD	09/04-12/08	3MZ-FE	155	3311	<b>CT1029</b>	CA, 04/2005⇒	
	400h FWD	09/05-12/08	3MZ-FE	155	3311	<b>CT1029</b>	CA	
<b>SC (UZZ40_)</b>								
	430	05/01-07/10	3UZ-FE	210	4293		ALT, 08/2005⇒ ALT, ⇒08/2005 CA	6PK2230 6PK2260
						<b>CT1147</b>		

<b>LINCOLN</b>								
<b>NAVIGATOR</b>								
	5.4	05/97-12/02		224	5403		ALT, (>2002) ALT, (2002), (U27H/U28H) ALT, (2003, 2004), (U27H/U28H)	6PK2490 6PK2498 6PK2550
	5.4 Allrad	05/97-12/02		224	5403		ALT, (>2002) ALT, (2002), (U27H/U28H) ALT, (2003, 2004), (U27H/U28H)	6PK2490 6PK2498 6PK2550


**LINCOLN**



MAZDA

## LOTUS

ELISE							
↔ 1.8	05/02-		118	1796		ALT, AC ALT, (-AC) CA CA CA CA	5PK1200 5PK736
	11/02-	2ZZ-GE	140			ALT	6PK1940
1.8 16V	08/95-11/00	18K4F	88	1796		ALT, (-AC) CA CA	5PK736
					CT1112 CT929 CT929K2		
111 S	03/99-11/00	18K4K	107	1796		ALT, AC ALT, (-AC) CA CA CA	5PK1200 5PK736
					CT1112 CT929 CT929K2		
EXIGE (SCC_)							
1.8 265 E	08/06-06/12		197	1796		ALT, (Bosch), FOR ALT: 150A, OE-NO 1231 7 550 967, 1231 7 551 254, FOR ALT: 180A, OE-NO 1231 7 551 256, 1231 7 555 926	AP9005

## LTI

TX							
2.5 D	01/06-	R425DOHC	75	2499		ALT, (-AC) ALT, (AC) CA	7PK2710 7PK2875
					CT1123		
2.7 TD	01/97-	TD27	60	2663		ALT AC	AVX13X1150 AVX13X925

## MAHINDRA RENAULT

LOGAN							
1.6 CNG	04/07-	K7M710	63	1598		ALT, (Bosch), FOR ALT: 98A, OE-NO 77 01 473 636, 77 01 477 694, 77 00 429 217	AP9025
						ALT, (Bosch), FOR ALT: 98A, OE-NO 77 01 473 636, 77 01 477 694, 77 00 429 217	AP9025

## MAPLE (SMA)

HUAPU							
1.5 Luxury	08/02-	MR479QA	69	1498		ALT	5PK962

## MARUTI

800							
0.8	01/91-12/06	F8B	26	796		ALT CA CA	AVX10X838
					CT680 CT680K2		

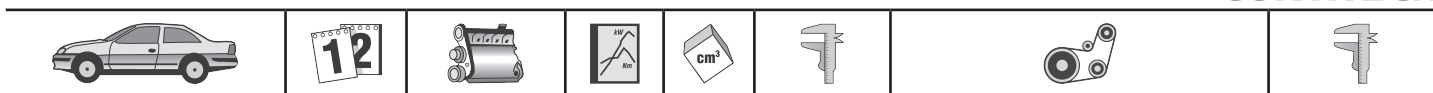
## MASERATI

BITURBO (70, 77)							
2.24V	03/89-12/94	475	180	1996	CT837	CA	
222	01/89-10/89	471..	162	1996	CT837	CA	
GHIBLI II							
2.0 24V Biturbo	05/92-		225	1996	CT837	CA	
2.8 24V Biturbo	06/92-		209	2790	CT837	CA	

## MAZDA

121 I (DA)							
1.1	10/87-10/90	B1, B116	42	1139		ALT CA, CH-NO 124779⇒ CA, 01/1990⇒ CA, ⇒CH-NO 124778 CA, ⇒12/1989	AVX10X888
					CT1024 CT1024K1 CT603 CT603K1		
1.3	10/87-11/90	B3	44	1324		ALT CA, CH-NO 124779⇒ CA, CH-NO 124779⇒ CA, ⇒CH-NO 124778 CA, ⇒CH-NO 124778	AVX10X888
					CT1024 CT1024K1 CT603 CT603K1		
	04/89-10/90		40			ALT CA, CH-NO 124779⇒ CA, CH-NO 124779⇒ CA, ⇒CH-NO 124778 CA, ⇒CH-NO 124778	AVX10X888
					CT1024 CT1024K1 CT603 CT603K1		
121 II (DB)							
1.3 16V	11/90-03/96	B3 (16V)	39	1324		PS ALT AC	4PK850 4PK875 4PK875





# MAZDA

121 II (DB)							
					CT1024 CT1024K1 CT603	PS, (AC) CA, CH-NO 124779⇒ CA CA, ⇒CH-NO 124779	4PK962
1.3 i 16V	11/90-03/96	B3 (16V)	53	1324	CT1024 CT1024K1 CT603	PS ALT AC PS, (AC) CA, CH-NO 124779⇒ CA CA, ⇒CH-NO 124779	4PK850 4PK875 4PK875 4PK962
121 III (JASM, JBSM)							
1.25	03/96-04/03	DHF, DHG	55	1242	CT881 CT881K1 CT881K2 CT881K4	ALT ALT, PS ALT, AC CA CA, ⇒02/1997 CA, 05/1998⇒ CA, 03/1997⇒, ⇒04/1998	6PK1180 6PK1750 6PK1775
1.3	03/96-04/03	JJK, JJM	37	1299		ALT, (-PS), (AC) ALT, (PS), (-AC) ALT, (PS), (AC) ALT, (-PS), (-AC)	6PK1440 6PK1733 6PK1900 6PK862
		J4R, J4T	44			ALT, (-PS), (AC) ALT, (PS), (-AC) ALT, (PS), (AC) ALT, (-PS), (-AC)	6PK1440 6PK1733 6PK1900 6PK862
1.8 D	03/96-04/03	RTJ, RTK	44	1753	CT901(SET) CT901K2 CT901K3 CT901WP1	ALT, (PS), (AC) PS ALT, (-PS), (-AC) CA CA, ⇒12/1997 CA, 01/1998⇒ CA, 01/1998⇒	5PK1140 5PK675 5PK884
2 (DE)							
1.3	10/07-	ZJ-VE	55	1349		ALT	6PK1840
			63			ALT	6PK1840
1.4 MZR-CD	01/08-		50	1399		ALT, (-AC) ALT, (AC) ALT, (Valeo), FOR ALT: 120A, OE-NO Y405-18-300, FOR ALT: 150A, OE-NO Y406-18-300	6PK800 6PK976 AP9019
						CT1063 CT1063K1 CT1063WP2	CA CA CA
1.5	10/07-	ZY-VE, ZY-DE	76	1498		ALT	6PK1845
1.6 MZ-CD	10/08-		66	1560		ALT, (Valeo), FOR ALT: 120A, OE-NO Y405-18-300, FOR ALT: 150A, OE-NO Y406-18-300	AP9019
2 (DY)							
1.25	04/03-	FUJA	55	1242		PS, (AC) ALT, (AC) ALT, (PS), (AC)	5PK690 ELAST 6PK1019 ELAST 6PK1019 ELAST T1
					CT881 CT881K2 CT881K3 CT881K5	ALT, (-AC) ALT, (PS), (-AC) CA CA, ⇒04/2005 CA, 05/2005⇒, ⇒08/2009 CA, 08/2009⇒	6PK1042 ELAST 6PK1042 ELAST T1
1.4	04/03-	FXJA	59	1388		PS, (AC) ALT, (AC) ALT, (PS), (AC)	5PK690 ELAST 6PK1019 ELAST 6PK1019 ELAST T1
					CT881 CT881K2 CT881K3 CT881K5	ALT, (-AC) ALT, (PS), (-AC) CA CA, ⇒02/2005 CA, 02/2005⇒, ⇒08/2009 CA, 08/2009⇒	6PK1042 ELAST 6PK1042 ELAST T1
1.4 CD	04/03-	F6JA, F6JB	50	1399		ALT, (-AC) ALT, (AC) ALT, (Valeo), FOR ALT: 150A, OE-NO Y402-18-300, ALT-No: SG15S019	6PK1345 6PK1705 AP9038
					CT1063 CT1063K1	CA CA	VD1094

**MAZDA**





MAZDA

**MAZDA**

2 (DY)							
1.6	04/03-	FYJA	74	1596	CT1063WP2	CA, ⇨05/2004	5PK690 ELAST 6PK1019 ELAST 6PK1019 ELAST T1 6PK1042 ELAST 6PK1042 ELAST T1
					CT881 CT881K2 CT881K3 CT881K5	ALT, (AC) ALT, (AC) ALT, (PS), (AC)  ALT, (-AC) ALT, (PS), (-AC) CA CA, ⇨02/2005 CA, 02/2005⇨, ⇨08/2009 CA, 08/2009⇨	
3 (BK)							
1.4	02/04-06/09	FXJA	59	1388		PS, (AC) ALT, (AC) ALT, (PS), (AC)  ALT, (-AC) ALT, (PS), (-AC) CA CA	5PK690 ELAST 6PK1019 ELAST 6PK1019 ELAST T1 6PK1042 ELAST 6PK1042 ELAST T1
	10/03-06/09	ZJ-VE	62	1349		ALT, (-AC) ALT, (AC) CA	6PK2013 6PK2013
1.6	10/03-06/09	B6ZE	77	1598		ALT	6PK2013
1.6 DI Turbo	06/04-06/09	Y601	80	1560		ALT, (-AC) ALT, (AC) ALT, (Denso), FOR ALT: 120A, OE-NO Y601-18-300 CA CA CA	6PK800 6PK976 AP9029  VD1094
					CT1092 CT1092K1 CT1092WP1		
2.0	10/03-06/09	LF17	110	1999		AC, (AUTOM) AC, (AUTOM)  AC, (MANL) AC, (MANL)  ALT	5PK694 ELAST 5PK694 ELAST T1 5PK716 ELAST 5PK716 ELAST T1 6PK1306
2.0 MZR-CD	12/06-06/09	RF7J	105	1998		ALT ALT, (Mitsubishi), FOR ALT: 90A, OE-NO RF7J-18-330A CA CA	8PK1226 AP9049
					CT1136 CT1136K1		
2.3 MPS	12/06-06/09	L3-VDT, L3N9	191	2261		ALT	6PK2315
3 (BL)							
1.6 MZR	06/09-	Z6	77	1598		ALT	6PK1863
1.6 MZR CD	11/10-		85	1560		ALT, (Denso), FOR ALT: 120A, OE-NO Y601-18-300	AP9029
1.6 MZR-CD	06/09-	Y601	80	1560		ALT ALT, (Valeo), FOR ALT: 120A, OE-NO Y405-18-300, FOR ALT: 150A, OE-NO Y406-18-300 ALT, (Denso), FOR ALT: 120A, OE-NO Y601-18-300 CA	6PK976 AP9019  AP9029
					CT1092		
2.0 MZR	06/09-	LF17, LF-DE	110	1999		AC, (AUTOM) AC, (AUTOM)  AC, (MANL) AC, (MANL)  ALT	5PK694 ELAST 5PK694 ELAST T1 5PK716 ELAST 5PK716 ELAST T1 6PK1306
2.2 MZR-CD	06/09-		110	2184		ALT, (Mitsubishi), FOR ALT: 110A, OE-NO R2AA-18-300A, R2AA-18-300B ALT, (Mitsubishi), FOR ALT: 110A, OE-NO R2AA-18-300A, R2AA-18-300B	AP9049 AP9049
			136				
3 Stufenheck (BK)							
1.6	02/04-	Z6	77	1598		ALT, (-AC) ALT, (AC)	6PK2013 6PK2013
1.6 DI Turbo	06/04-	Y601	80	1560		ALT, (-AC) ALT, AC ALT, (Denso), FOR ALT: 120A, OE-NO Y601-18-300 CA CA CA	6PK800 6PK976 AP9029  VD1094
					CT1092 CT1092K1 CT1092WP1		
2.0	02/04-	LF17	110	1999		AC, (AUTOM)	5PK694 ELAST





<b>MAZDA</b>							
<b>3 Stufenheck (BK)</b>							
						AC, (AUTOM) AC, (MANL) AC, (MANL)	5PK694 ELAST T1 5PK716 ELAST 5PK716 ELAST T1
2.0 MZR-CD	12/06-	RF7J	105	1998		ALT ALT, (Mitsubishi), FOR ALT: 90A, OE-NO RF7J-18-330A	6PK1306 8PK1226 AP9049
					<b>CT1136</b> <b>CT1136K1</b>	CA CA	
2.3	06/00-03/03	L3-VE	126	2261		ALT	6PK2315
<b>3 Stufenheck (BL)</b>							
1.6 MZR CD	11/10-		85	1560		ALT, (Denso), FOR ALT: 120A, OE-NO Y601-18-300	AP9029
2.0 MZR	06/09-	LF17, LF-DE	110	1999		AC, (AUTOM) AC, (AUTOM)  AC, (MANL) AC, (MANL)	5PK694 ELAST T1 5PK694 ELAST T1  5PK716 ELAST 5PK716 ELAST T1
						ALT	6PK1306
2.2 MZR-CD	06/09-		110	2184		ALT, (Mitsubishi), FOR ALT: 110A, OE-NO R2AA-18-300A, R2AA-18-300B	AP9049
			136			ALT, (Mitsubishi), FOR ALT: 110A, OE-NO R2AA-18-300A, R2AA-18-300B	AP9049
<b>323 C IV (BG)</b>							
1.3	09/89-07/94	B3E	49	1324		AC, (PS) AC, (-PS) PS ALT	4PK1000 4PK885 4PK890 AVX13X900
					<b>CT1024</b> <b>CT1024K1</b>	CA CA	
1.3 16V	09/89-07/94	B3 (16V)	54	1324		AC, (PS) AC, (-PS) PS ALT	4PK1000 4PK885 4PK890 AVX13X900
					<b>CT1024</b> <b>CT1024K1</b>	CA CA	
1.6	09/89-06/91	B6E	62	1598		AC, (PS) AC, (-PS) PS ALT	4PK1000 4PK885 4PK890 AVX13X900
					<b>CT1024</b> <b>CT1024K1</b>	CA CA	
1.6 16V	03/91-10/94	B6	65	1598		AC, (PS) AC, (-PS) PS ALT	4PK1000 4PK885 4PK890 AVX13X900
					<b>CT1024</b> <b>CT1024K1</b>	CA CA	
1.7 D	08/89-07/94	PN54	41	1720		PS, (AC) ALT PS, (TP)	AVX13X1075 AVX13X900 AVX13X925
					<b>CT592</b>	CA	
1.8 16V	09/89-03/93	BP22, BP31	103	1840		PS, (AC) PS, (-AC) ALT	4PK1015 4PK890 AVX13X900
					<b>CT1024</b> <b>CT1024K1</b> <b>CT769</b> <b>CT769K1</b>	CA, CAMSHFT: SOHC/OHC CA, CAMSHFT: SOHC/OHC CA, CAMSHFT: DOHC CA, CAMSHFT: DOHC	
1.8 16V 4WD	11/91-12/93	BP	76	1840		AC PS ALT	4PK1015 4PK890 AVX13X900
					<b>CT1024</b> <b>CT1024K1</b>	CA CA	
1.8 16V GT	09/89-03/93	BP (DOHC)	94	1840		AC PS ALT	4PK1015 4PK890 AVX13X900
					<b>CT769</b> <b>CT769K1</b>	CA CA	
1.8 16V Turbo 4WD	01/93-07/94	BPTurbo	136	1840		AC PS ALT	4PK1015 4PK890 AVX13X900
					<b>CT769</b> <b>CT769K1</b>	CA CA	
	09/90-12/92		120			AC	4PK1015

**MAZDA**




MAZDA

**MAZDA**

**323 C IV (BG)**

						PS ALT CA CA	4PK890 AVX13X900
--	--	--	--	--	--	-----------------------	---------------------

**323 C V (BA)**

1.3 16V	08/94-09/98	B3 (16V)	54	1324	CT1024 CT1024K1	PS, (AC), (JCS) AC, ⇨CH-NO 344369 ALT PS, (-AC) PS, (AC), (MANA) CA CA	4PK1000 4PK875 4PK885 4PK890 4PK990
1.5 16V	08/94-09/98	Z5-DE	65	1489	CT1047 CT1047K1 CT899 CT899K1	PS, (AC), (AIRC) ALT PS, (-AC) PS, (AC), (-AIRC) CA, CH-NO BA1-...605121⇨ CA, CH-NO BA1-...605121⇨ CA, ⇨CH-NO BA1-...605120 CA, ⇨CH-NO BA1-...605120	4PK1000 4PK885 4PK890 4PK990
1.8 16V	08/94-09/98	BP-ZE	84	1840	CT769 CT769K1	AC, (PS), (JCS) ALT PS, (-AC) AC, (PS), (MANA) CA CA	4PK1000 4PK885 4PK890 4PK990

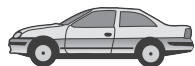
**323 F IV (BG)**

1.6	09/89-06/91	B6E	62	1598	CT1024 CT1024K1	AC, (PS) AC, (-PS) PS ALT CA CA	4PK1000 4PK885 4PK890 AVX13X900
1.6 16V	03/91-10/94	B6	65	1598	CT1024 CT1024K1	AC, (PS) AC, (-PS) PS ALT CA CA	4PK1000 4PK885 4PK890 AVX13X900
1.8 16V	09/89-03/93	BP31	103	1840	CT769 CT769K1	PS, (AC) PS, (-AC) ALT CA, CAMSHFT: DOHC CA, CAMSHFT: DOHC	4PK1015 4PK890 AVX13X900
	08/89-07/94	BP	76		CT1024 CT1024K1	AC PS ALT CA CA	4PK1000 4PK890 AVX13X900
1.8 16V GT	08/89-07/94	BP (DOHC)	94	1840	CT769 CT769K1	AC PS ALT CA CA	4PK1015 4PK890 AVX13X900
1.8 4WD	01/91-04/94	BPC	76	1840	CT1024 CT1024K1	AC PS ALT CA CA	4PK1000 4PK890 AVX13X900

**323 F V (BA)**

1.5 16V	07/94-09/98	Z5-DE	65	1489	CT1047 CT1047K1 CT899 CT899K1	PS, (AC), (AIRC) ALT PS, (-AC) PS, (AC), (-AIRC) CA, CH-NO BA1-...605121⇨ CA, CH-NO BA1-...605121⇨ CA, ⇨CH-NO BA1-...605120 CA, ⇨CH-NO BA1-...605120	4PK1000 4PK885 4PK890 4PK985
1.8 16V	08/94-09/98	BP-ZE	84	1840	CT769 CT769K1	PS, (AC), (JCS) ALT PS, (-AC) PS, (AC), (MANA) CA CA	4PK1000 4PK885 4PK890 4PK990
2.0 24V	08/94-09/98	KF	106	1995	CT829	PS ALT, AC ALT CA	4PK925 5PK1015 5PK860





## MAZDA

### 323 F V (BA)

					<b>CT829K1</b>	CA	
--	--	--	--	--	----------------	----	--

### 323 F VI (BJ)

1.4	01/01-05/04	B3 (16V)	53	1324	<b>CT1024</b> <b>CT1024K1</b>	PS, (AC) ALT PS, (-AC) CA CA	<b>4PK1000</b> <b>4PK885</b> <b>4PK890</b>
1.4 16V	09/98-01/01	B3ME	54	1324	<b>CT1024</b> <b>CT1024K1</b>	PS, (AC), ⇨CH-NO BA...-344 369 AC, (-PS), (-AIRF), CH-NO BA...-344 370⇨ AC, (-PS), ⇨CH-NO BA...-344 369 ALT AC, (-PS), CH-NO BA...-344 370⇨, (AIRF) PS, (AC), CH-NO BA...-344 370⇨	<b>4PK1000</b> <b>4PK850</b> <b>4PK870</b> <b>4PK885</b> <b>4PK890</b> <b>4PK990</b>
1.5 16V	09/98-01/01		65	1498	<b>CT1047</b> <b>CT1047K1</b>	PS, (AC) ALT PS, (-AC) CA CA	<b>4PK1000</b> <b>4PK885</b> <b>4PK890</b>
1.6	01/01-05/04	ZM	72	1598	<b>CT1047</b> <b>CT1047K1</b>	PS, (AC) ALT PS, (-AC) CA CA	<b>4PK1000</b> <b>4PK885</b> <b>4PK890</b>
			70		<b>CT1047</b> <b>CT1047K1</b>	PS, (AC) ALT PS, (-AC) CA CA	<b>4PK1000</b> <b>4PK885</b> <b>4PK890</b>
1.9 16V	09/98-01/01	FP55	84	1840	<b>CT972</b> <b>CT972K1</b>	ALT PS, (-AC) PS, (AC) CA CA	<b>4PK920</b> <b>5PK1030</b> <b>5PK1165</b>
2.0	01/01-05/04	FS7E, FS7G	96	1991	<b>CT787</b> <b>CT787K1</b>	ALT PS, (-AC) PS, AC CA CA	<b>4PK920</b> <b>5PK1030</b> <b>5PK1165</b>
2.0 D	09/98-05/04	RF1G	52	1998	<b>CT1103</b>	ALT, AC, 2x ALT, (-AC), 2x VACP, 2x CA	<b>AVX10X1050</b> <b>AVX10X888</b> <b>AVX13X850</b>
2.0 TD	01/01-05/04	RF4F	74	1998	<b>CT1133</b> <b>CT1133K1</b> <b>CT1133K2</b>	ALT, (AC) CA CA CA	<b>2X12,7X1057La</b>
	09/98-01/01		66		<b>CT1133</b> <b>CT1133K1</b> <b>CT1133K2</b>	ALT, (AC) VACP CA CA CA	<b>2X12,7X1057La</b> <b>AVX13X835</b>

### 323 I (FA)

1.0	06/77-05/80	P, PC	33	985		PS AC, (PS) ALT AC	<b>4PK1045</b> <b>4PK1190</b> <b>AVX10X960</b> <b>AVX13X1125</b>
1.3	01/77-05/80	TC, T	44	1272	<b>CT1024</b> <b>CT603</b>	PS AC, (PS) ALT AC CA, CH-NO BF563074⇨ CA, ⇨CH-NO BF563073	<b>4PK1045</b> <b>4PK1190</b> <b>AVX10X960</b> <b>AVX13X1125</b>
1.4	05/78-05/80	U, UC	51	1415	<b>CT1024</b> <b>CT603</b>	PS AC, (PS) ALT AC CA, CH-NO BF563074⇨ CA, ⇨CH-NO BF563073	<b>4PK1045</b> <b>4PK1190</b> <b>AVX10X960</b> <b>AVX13X1125</b>

### 323 I Station Wagon (FA)

1.4	05/78-08/82	UC	51	1415	<b>CT1024</b> <b>CT603</b>	PS AC, (PS) ALT AC CA, CH-NO BF563074⇨ CA, ⇨CH-NO BF563073	<b>4PK1045</b> <b>4PK1190</b> <b>AVX10X960</b> <b>AVX13X1125</b>
1.5	04/82-05/86	D5	52	1490		PS	<b>4PK1045</b>





# MAZDA

## 323 I Station Wagon (FA)

						AC, (PS) ALT AC CA, CH-NO BF563074⇒ CA, ⇒CH-NO BF563073	4PK1190 AVX10X960 AVX13X1125
--	--	--	--	--	--	---	------------------------------------

## 323 II (BD)

1.3	09/81-10/85	E3	44	1296		PS AC, (PS) ALT AC CA, CH-NO BF563074⇒ CA, ⇒CH-NO BF563073	4PK1045 4PK1190 AVX10X960 AVX13X1125
	11/80-10/89		50			ALT AC CA, CH-NO BF...-563074⇒ CA, CH-NO BF...-563074⇒ CA, ⇒CH-NO BF...-563073 CA, ⇒CH-NO BF...-563073	AVX10X960 AVX13X1125
1.5	03/82-09/86	E5	65	1490		PS AC, (PS) ALT AC CA, CH-NO BF563074⇒ CA, ⇒CH-NO BF563073	4PK1045 4PK1190 AVX10X960 AVX13X1125

## 323 II Hatchback (BD)

1.1	11/80-10/85	E1	40	1071		PS AC, (PS) ALT AC CA, CH-NO BF563074⇒ CA, ⇒CH-NO BF563073	4PK1045 4PK1190 AVX10X960 AVX13X1125
1.3	11/80-10/85	E3	44	1296		PS AC, (PS) ALT AC CA, CH-NO BF563074⇒ CA, ⇒CH-NO BF563073	4PK1045 4PK1190 AVX10X960 AVX13X1125
1.5	05/81-07/85	E5	55	1490		PS AC, (PS) ALT AC CA, CH-NO BF563074⇒ CA, ⇒CH-NO BF563073	4PK1045 4PK1190 AVX10X960 AVX13X1125
	11/80-12/83		63			PS AC, (PS) ALT AC CA, CH-NO BF563074⇒ CA, ⇒CH-NO BF563073	4PK1045 4PK1190 AVX10X960 AVX13X1125
	03/82-12/85		65			PS AC, (PS) ALT AC CA, CH-NO BF563074⇒ CA, ⇒CH-NO BF563073	4PK1045 4PK1190 AVX10X960 AVX13X1125

## 323 III (BF)

1.3	08/85-05/89	E3	44	1296		PS, ⇒04/1987 AC, ⇒04/1987, (PS) PS, 04/1987⇒ AC, 04/1987⇒ PS, 04/1987⇒ AC, 04/1987⇒, (PS) ALT, 04/1987⇒ ALT, ⇒04/1987 AC, ⇒04/1987 CA, CH-NO BF563074⇒ CA, ⇒CH-NO BF563073	4PK1045 4PK1190 4PK875 4PK890 4PK890 4PK985 AVX10X888 AVX10X960 AVX13X1125
1.5	08/85-05/89	E5	55	1490		PS, ⇒04/1987 AC, ⇒04/1987, (PS) PS, 04/1987⇒ AC, 04/1987⇒ PS, 04/1987⇒ AC, 04/1987⇒, (PS) ALT, 04/1987⇒ ALT, ⇒04/1987 AC, ⇒04/1987 CA, CH-NO BF563074⇒ CA, ⇒CH-NO BF563073	4PK1045 4PK1190 4PK875 4PK890 4PK890 4PK985 AVX10X888 AVX10X960 AVX13X1125





## MAZDA

### 323 III (BF)

↔	09/87-10/89	B5	54	1498		PS AC PS AC, (PS) ALT ALT, 01/1989⇒ CA, CH-NO BF563074⇒ CA, CH-NO BF563074⇒ CA, ⇒CH-NO BF563073 CA, ⇒CH-NO BF563073	4PK875 4PK890 4PK890 4PK985 AVX10X888 AVX13X900
1.5 i	08/85-05/89	E5E3	70	1490	CT1024 CT1024K1 CT603 CT603K1	CA CA, CH-NO BF563074⇒ CA CA, ⇒CH-NO BF563073	
1.5 i Turbo	08/85-05/89	E5E2	85	1490		ALT, 03/1987⇒ ALT, ⇒03/1987 AC, ⇒03/1987	AVX10X888 AVX10X960 AVX13X1125
1.6 GT	11/86-10/89	B6 (SOHC)	63	1597		PS AC PS AC, (PS) PS, (AC) ALT ALT, 01/1989⇒ CA, CH-NO BF-563074⇒ CA, CH-NO BF-563074⇒ CA, ⇒CH-NO BF-143149 CA, CH-NO BF-143150⇒, ⇒CH-NO BF-563073 CA, CH-NO BF-143150⇒, ⇒CH-NO BF-563073	4PK875 4PK890 4PK890 4PK985 4PK985 AVX10X888 AVX13X900
	01/86-12/88		77	1598	CT1024 CT1024K1 CT602 CT603 CT603K1	PS, (-AC) ALT, (PS), (AC) ALT AC, (-PS) CA, CH-NO BF400000⇒ CA, CH-NO BF563074⇒ CA, ⇒CH-NO BF143148 CA, CH-NO BF143149⇒, ⇒CH-NO BF400000 CA, ⇒CH-NO BF563073	4PK875 4PK975 AVX10X888 AVX13X950
1.6 GT Turbo	10/85-11/91	B6T	103	1598		PS AC PS, (AC) ALT CA, ⇒CH-NO BF563073 CA, CH-NO BF563074⇒ CA	4PK875 4PK890 4PK990 AVX10X888
1.7 D	09/86-05/89	PN27	40	1720		PS, AC ALT ALT, 01/1989⇒ PS, (TP) CA	AVX13X1075 AVX13X875 AVX13X900 AVX13X925
					CT592		
<b>323 III Hatchback (BF)</b>							
1.1	09/85-10/89	E1	40	1071		PS, ⇒04/1987 AC, ⇒04/1987, (PS) PS, 04/1987⇒ AC, 04/1987⇒ PS, 04/1987⇒ AC, 04/1987⇒, (PS) ALT, 04/1987⇒ ALT, ⇒04/1987 AC, ⇒04/1987 CA, CH-NO BF563074⇒ CA, ⇒CH-NO BF563073	4PK1045 4PK1190 4PK875 4PK890 4PK890 4PK985 AVX10X888 AVX10X960 AVX13X1125
1.3	09/85-12/87	E3	44	1296	CT1024 CT603	PS, ⇒04/1987 AC, ⇒04/1987, (PS) PS, 04/1987⇒ AC, 04/1987⇒ AC, 04/1987⇒, (PS) ALT, 04/1987⇒ ALT, ⇒04/1987 AC, ⇒04/1987 CA, CH-NO BF563074⇒ CA, ⇒CH-NO BF563073	4PK1045 4PK1190 4PK875 4PK890 4PK985 AVX10X888 AVX10X960 AVX13X1125
1.4	09/87-10/89	B3	44	1324		PS AC AC, (PS)	4PK875 4PK890 4PK990





**MAZDA**

323 III Hatchback (BF)



					ALT	AVX10X888	
					CT1024 CT1024K1 CT603 CT603K1	CA, CH-NO BF563074⇒ CA, CH-NO BF563074⇒ CA, ⇒CH-NO BF563073 CA, ⇒CH-NO BF563073	
1.5	08/85-05/89	E5	55	1490	PS, ⇒04/1987 AC, ⇒04/1987, (PS) PS, 04/1987⇒ AC, 04/1987⇒ PS, 04/1987⇒ AC, 04/1987⇒, (PS) ALT, 04/1987⇒ ALT, ⇒04/1987 AC, ⇒04/1987 CT1024 CT603	4PK1045 4PK1190 4PK875 4PK890 4PK890 4PK890 4PK985 AVX10X888 AVX10X960 AVX13X1125	
	09/87-10/89	B5	54	1498	PS AC PS AC, (PS) ALT ALT, 01/1989⇒ CT1024 CT1024K1 CT603 CT603K1	4PK875 4PK890 4PK890 4PK985 AVX10X888 AVX13X900	
1.5 i	08/85-05/89	E5E3	70	1490	CT1024 CT1024K1 CT603 CT603K1	CA CA, CH-NO BF563074⇒ CA CA, ⇒CH-NO BF563073	
1.6	09/87-10/89	B68	54	1597	CT1024 CT1024K1 CT602 CT603 CT603K1	PS, ⇒01/1989 ALT, ⇒01/1989 CA, CH-NO BF563074⇒ CA, CH-NO BF563074⇒ CA, ⇒CH-NO BF143149 CA, CH-NO BF143150⇒, ⇒CH-NO BF563073 CA, ⇒CH-NO BF563073	4PK875 AVX10X888
1.6 GT	09/87-10/89	B6 (SOHC)	63	1597	CT1024 CT1024K1 CT602 CT603 CT603K1	PS AC, 04/1987⇒ PS, 04/1987⇒ AC, 04/1987⇒, (PS) PS, (AC) ALT CA, CH-NO BF563074⇒ CA, CH-NO BF563074⇒ CA, ⇒CH-NO BF143149 CA, CH-NO BF143150⇒, ⇒CH-NO BF563073 CA, ⇒CH-NO BF563073	4PK875 4PK890 4PK890 4PK985 4PK985 AVX10X888
	08/85-08/93		77	1598	CT1024 CT1024K1 CT602 CT603 CT603K1	PS AC, 04/1987⇒ PS, 04/1987⇒ AC, 04/1987⇒, (PS) PS, (AC) ALT AC, ⇒04/1987 CA, CH-NO BF563074⇒ CA, CH-NO BF563074⇒ CA, ⇒CH-NO BF143149 CA, CH-NO BF143150⇒, ⇒CH-NO BF563073 CA, ⇒CH-NO BF563073	4PK875 4PK890 4PK890 4PK985 4PK985 AVX10X888 AVX13X950
1.6 GT Turbo (BF1)	10/85-08/93	B6T	103	1598	CT768 CT769 CT769K1	PS AC PS, (AC) ALT CA, ⇒CH-NO BF563073 CA, CH-NO BF563074⇒ CA	4PK875 4PK890 4PK990 AVX10X888
1.6 GT Turbo 4WD (BF2)	10/87-11/91	B6T	103	1598	CT1024 CT602 CT603	PS, (-AC), ⇒05/1989 PS, (-AC), ⇒05/1989 PS, (AC), ⇒05/1989 ALT, ⇒05/1989 CA, CH-NO BF400000⇒ CA, ⇒CH-NO BF143148 CA, CH-NO BF143149⇒, ⇒CH-NO BF400000	4PK875 4PK890 4PK975 AVX10X888





<b>MAZDA</b>							
<b>323 III Hatchback (BF)</b>							
1.7 D	08/87-10/89		110	1597	CT769K1	CA PS AC PS, (AC) ALT	4PK875 4PK890 4PK990 AVX10X888
					CT768 CT769 CT769K1	CA, ⇨CH-NO BF563073 CA, CH-NO BF563074⇨ CA, MTR-CODE: B6 Turbo	
	04/86-05/89	PN27	40	1720		PS, AC ALT ALT, 01/1989⇨ PS, (TP)	AVX13X1075 AVX13X875 AVX13X900 AVX13X925
	01/87-05/89	PN46	42		CT592	CA PS, (AC) ALT PS	AVX13X1060 AVX13X875 AVX13X925
					CT592	CA	
<b>323 III Station Wagon (BW)</b>							
1.5	09/89-09/91	B5	55	1498		PS ALT CA CA	4PK875 AVX10X888
					CT1024 CT1024K1		
	05/86-05/89	B50, B53, E5		1490		PS, ⇨04/1987 AC, ⇨04/1987, (PS) PS, 04/1987⇨ AC, 04/1987⇨ PS, 04/1987⇨ AC, 04/1987⇨, (PS) ALT, 04/1987⇨ ALT, ⇨04/1987 AC, ⇨04/1987 ALT, 01/1989⇨	4PK1045 4PK1190 4PK875 4PK890 4PK890 4PK985 AVX10X888 AVX10X960 AVX13X1125 AVX13X900
					CT1024 CT1024K1 CT603 CT603K1	CA, CH-NO BF563074⇨ CA, CH-NO BF563074⇨ CA, ⇨CH-NO BF563073 CA, ⇨CH-NO BF563073	
	01/87-05/89	B50, B53, B5	54	1498		PS, ⇨04/1987 AC, ⇨04/1987, (PS) PS, 04/1987⇨ AC, 04/1987⇨ PS, 04/1987⇨ AC, 04/1987⇨, (PS) ALT, 04/1987⇨ ALT, ⇨04/1987 AC, ⇨04/1987 ALT, 01/1989⇨	4PK1045 4PK1190 4PK875 4PK890 4PK890 4PK985 AVX10X888 AVX10X960 AVX13X1125 AVX13X900
					CT1024 CT1024K1 CT603 CT603K1	CA, CH-NO BF563074⇨ CA, CH-NO BF563074⇨ CA, ⇨CH-NO BF563073 CA, ⇨CH-NO BF563073	
1.6	09/87-10/89	B68	54	1597		PS, ⇨01/1989 ALT, ⇨01/1989	4PK875 AVX10X888
					CT1024 CT1024K1 CT602 CT603 CT603K1	CA, CH-NO BF563074⇨ CA, CH-NO BF563074⇨ CA, ⇨CH-NO BF143149 CA, CH-NO BF143150⇨, ⇨CH-NO BF563073 CA, ⇨CH-NO BF563073	
	09/89-10/95	B65M	63			PS ALT CA CA	4PK875 AVX10X888
					CT1024 CT1024K1		
	09/86-10/95	B6E, B65M, B6 (SOHC)		1598		PS, ⇨01/1989 ALT, ⇨01/1989 ALT, 01/1989⇨	4PK875 AVX10X888 AVX13X900
					CT1024 CT1024K1 CT602 CT603 CT603K1	CA, CH-NO BF563074⇨ CA, CH-NO BF563074⇨ CA, ⇨CH-NO BF143149 CA, CH-NO BF143150⇨, ⇨CH-NO BF563073 CA, ⇨CH-NO BF563073	
1.6 4x4	05/90-03/93	B6E, B65M	63	1598		AC PS ALT	4PK890 4PK890 AVX13X900
					CT1024 CT1024K1 CT603 CT603K1	CA, CH-NO BF563074⇨ CA, CH-NO BF563074⇨ CA, ⇨CH-NO BF563073 CA, ⇨CH-NO BF563073	

**MAZDA**






## MAZDA

### 323 III Station Wagon (BW)

↔ 1.7 D

11/86-08/87	PN26	40	1720	CT592	PS, (AC) ALT PS, (TP) CA	AVX13X1075 AVX13X875 AVX13X925
11/86-10/89	PN26, PN54	42		CT592	PS, (AC) ALT ALT, 01/1989⇒ PS, (TP) CA	AVX13X1075 AVX13X875 AVX13X900 AVX13X925
10/89-03/93		41		CT592	PS, ⇒12/1989, (AC) ALT, ⇒12/1989 ALT PS, (TP) CA	AVX13X1075 AVX13X875 AVX13X900 AVX13X925

### 323 P V (BA)

1.3 16V

10/96-	B3 (16V)	54	1324	CT1024 CT1024K1	PS, (AC), ⇒CH-NO BA...-344 369 AC, (-PS), (-AIRF), CH-NO BA...-344 370⇒ AC, (-PS), ⇒CH-NO BA...-344 369 ALT AC, (-PS), (AIRF), CH-NO BA...-344 370⇒ PS, (AC), CH-NO BA...-344 370⇒ CA CA	4PK1000 4PK850 4PK870 4PK885 4PK890 4PK990
--------	----------	----	------	--------------------	---	---

1.5 16V

10/96-	Z5-DE	65	1489	CT1047 CT1047K1 CT899 CT899K1	PS, AC, (AIRC) ALT PS, (-AC) PS, AC, (-AIRC) CA, CH-NO BA1-...605121⇒ CA, CH-NO BA1-...605121⇒ CA, ⇒CH-NO BA1-...605120 CA, ⇒CH-NO BA1-...605120	4PK1000 4PK885 4PK890 4PK990
--------	-------	----	------	--	---	---------------------------------------

2.0 D

10/96-	RF1G	52	1998	CT1103	ALT, AC, 2x ALT, (-AC), 2x VACP, 2x CA	AVX10X1050 AVX10X888 AVX13X850
--------	------	----	------	--------	---	--------------------------------------

### 323 S IV (BG)

1.3

09/89-06/91	B3E, B383	49	1324	CT1024 CT1024K1	AC, (PS) AC, (-PS) PS ALT CA CA CA	4PK1000 4PK885 4PK890 AVX13X900
-------------	-----------	----	------	--------------------	--	--

1.3 16V

04/91-07/94	B3 (16V)	54	1324	CT1024 CT1024K1	AC, (PS) AC, (-PS) PS ALT CA CA CA	4PK1000 4PK885 4PK890 AVX13X900
-------------	----------	----	------	--------------------	--	--

1.6

09/89-06/91	B6E	62	1598	CT1024 CT1024K1	AC, (PS) AC, (-PS) PS ALT CA CA CA	4PK1015 4PK885 4PK890 AVX13X900
-------------	-----	----	------	--------------------	--	--

1.6 16V

08/89-10/94	B6	65	1598	CT1024 CT1024K1	AC, (PS) AC, (-PS) PS ALT CA CA CA	4PK1015 4PK885 4PK890 AVX13X900
-------------	----	----	------	--------------------	--	--

1.7 D

08/89-07/94	PN46, PN54, PN62	41	1720	CT592	PS, (AC) ALT PS, (-AC) CA	AVX13X1050 AVX13X900 AVX13X925
-------------	---------------------	----	------	-------	------------------------------------	--------------------------------------

1.8 16V

08/89-07/94	BP52	76	1840	CT1024 CT1024K1	AC PS ALT CA CA CA	4PK1015 4PK890 AVX13X900
-------------	------	----	------	--------------------	-----------------------------------	--------------------------------

1.8 16V 4WD

09/91-07/94	BP52	76	1840	CT1024 CT1024K1	CA CA CA	
-------------	------	----	------	--------------------	----------------	--

1.8 16V GT

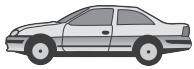
06/89-07/94	BP (DOHC)	94	1840	CT1024 CT1024K1 CT769 CT769K1	PS, (AC) PS, (-AC) ALT CA, CAMSHFT: SOHC/OHC CA, CAMSHFT: SOHC/OHC CA, CAMSHFT: DOHC CA, CAMSHFT: DOHC	4PK1015 4PK890 AVX13X900
-------------	-----------	----	------	--	--	--------------------------------





<b>MAZDA</b>							
<b>323 S IV (BG)</b>							
↔ 1.8 16V Turbo 4WD	01/91-07/94	BPTurbo	120	1840		PS ALT CA CA	4PK890 AVX13X900
					CT769 CT769K1		
<b>323 S V (BA)</b>							
1.3 16V	08/94-09/98	B3 (16V)	54	1324		PS, (AC), ⇨CH-NO BA...-344 369 AC, (-PS), (-AIRF), CH-NO BA...-344 370⇨ AC, (-PS), ⇨CH-NO BA...-344 369 ALT PS, (-AC) PS, (AC), CH-NO BA...-344 370⇨	4PK1000 4PK850 4PK870 4PK885 4PK890 4PK990
					CT1024 CT1024K1	CA CA	
1.5 16V	08/94-09/98	Z5-DE	65	1489		PS, (AC), (AIRC) ALT PS, (-AC) PS, (AC), (-AIRC) CA, CH-NO BA1...605121⇨ CA, CH-NO BA1...605121⇨ CA, ⇨CH-NO BA1...605120 CA, ⇨CH-NO BA1...605120	4PK1000 4PK885 4PK890 4PK990
					CT1047 CT1047K1 CT899 CT899K1	CA	
1.6 TD	05/94-09/98	4EE1-T	60	1686		PS AC CA CA	AVX10X913 AVX13X1138
					CT748 CT748K6		
1.8 16V	08/94-09/98	BP-ZE	84	1840		PS, (AC), (AIRC) ALT PS, (-AC) PS, (AC), (-AIRC) CA CA	4PK1000 4PK885 4PK890 4PK990
					CT769 CT769K1		
2.0 D	10/96-09/98	RF1G	52	1998		ALT, AC, 2x ALT, (-AC), 2x VACP, 2x CA	AVX10X1050 AVX10X888 AVX13X850
					CT1103		
<b>323 S VI (BJ)</b>							
1.4	01/01-05/04	B3 (16V)	53	1324		PS, (AC) ALT PS, (-AC) CA CA	4PK1000 4PK885 4PK890
					CT1024 CT1024K1		
1.4 16V	09/98-01/01	B3ME	54	1324		PS, (AC) ALT PS, (-AC) CA CA	4PK1000 4PK885 4PK890
					CT1024 CT1024K1		
1.5 16V	09/98-01/01		65	1498		PS, (AC) ALT PS, (-AC) CA CA	4PK1000 4PK885 4PK890
					CT1047 CT1047K1		
1.6	01/01-05/04	ZM	70	1598		PS, (AC) ALT PS, (-AC) CA CA	4PK1000 4PK885 4PK890
			72			PS, (AC) ALT PS, (-AC) CA CA	4PK1000 4PK885 4PK890
					CT1047 CT1047K1		
1.8 Protege	05/98-05/04	BP (DOHC)	92	1840		ALT PS, (-AC) ALT, (AC) CA CA	4PK925 5PK1030 5PK1165
					CT972 CT972K1		
1.9 16V	09/98-05/04	FP55	84	1840		ALT PS, (-AC) PS, (AC) CA CA	4PK920 5PK1030 5PK1165
					CT972 CT972K1		
2.0	01/01-05/04	FS7E, FS7G	96	1991		ALT PS, (-AC) PS, AC CA CA	4PK920 5PK1030 5PK1165
					CT787 CT787K1		
2.0 D	09/98-05/04	RF1G	52	1998		ALT, AC, 2x ALT, (-AC), 2x	AVX10X1050 AVX10X888

**MAZDA**



**MAZDA**
**MAZDA**
**323 S VI (BJ)**

					<b>CT1103</b>	VACP, 2x CA	<b>AVX13X850</b>
2.0 DiTD	10/00-10/02	RF4F	74	1998		ALT, (AC), 2x ALT, (-AC), 2x CA	<b>AVX13X1050</b> <b>AVX13X900</b>
					<b>CT11133</b>		
2.0 TD	09/98-05/04	RF3F	66	1998		ALT, (AC) VACP CA	<b>2X12,7X1057La</b> <b>AVX13X835</b>
					<b>CT11133</b> <b>CT11133K1</b> <b>CT11133K2</b>	CA CA CA	

**5 (CR19)**

1.8	03/05-	L823	85	1798		AC, (AUTOM) AC, (AUTOM)  AC, (MANL) AC, (MANL)  ALT	<b>5PK694 ELAST</b> <b>5PK694 ELAST</b> <b>T1</b> <b>5PK716 ELAST</b> <b>5PK716 ELAST</b> <b>T1</b> <b>6PK1306</b>
2.0	03/05-	LFF7	107	1999		AC, (AUTOM) AC, (AUTOM)  AC, (MANL) AC, (MANL)  ALT	<b>5PK694 ELAST</b> <b>5PK694 ELAST</b> <b>T1</b> <b>5PK716 ELAST</b> <b>5PK716 ELAST</b> <b>T1</b> <b>6PK1306</b>
2.0 CD	03/05-		81	1998		ALT, (-AC) ALT, (AC) ALT, (Mitsubishi), FOR ALT: 90A, OE-NO RF8G-18-300, RF8G-18-300A	<b>8PK1175</b> <b>8PK1226</b> <b>AP9049</b>
					<b>CT11136</b> <b>CT11136K1</b>	CA CA	
	06/05-	RF7J	105			ALT, (-AC) ALT, (AC) ALT, (Mitsubishi), FOR ALT: 90A, OE-NO RF8G-18-330, RF8G-18-300A	<b>8PK1175</b> <b>8PK1226</b> <b>AP9049</b>
					<b>CT11136</b> <b>CT11136K1</b>	CA CA	

**5 (CW)**

1.6 CD	09/10-		85	1560		ALT, (Mitsubishi), FOR ALT: 90A, OE-NO RF8G-18-300	<b>AP9049</b>
--------	--------	--	----	------	--	---	---------------

**6 (GG)**

1.8	08/02-08/07	L813	88	1798		ALT, WP, PS, (-AC) ALT, WP, PS, AC ALT, FOR ALT: 120A, FOR ALT: 150A	<b>6PK2160</b> <b>6PK2260</b> <b>AP9047</b>
2.0	06/02-08/07	LF17, LF18	104	1999		ALT, WP, PS, (-AC) ALT, WP, PS, AC	<b>6PK2160</b> <b>6PK2260</b>
	03/05-08/07	LFF7	108			ALT ALT, FOR ALT: 120A, FOR ALT: 150A	<b>6PK2260</b> <b>AP9047</b>
2.0 DI	06/02-08/07	RF5C	100	1998		ALT, (-AC) ALT, (AC) ALT, (Mitsubishi), FOR ALT: 90A, OE-NO RF5C-18-300	<b>8PK1175</b> <b>8PK1226</b> <b>AP9049</b>
					<b>CT11136</b> <b>CT11136K1</b> <b>CT11145</b> <b>CT11145K1</b>	CA, MTR-CODE: RF7J, 03/2005⇒ CA, MTR-CODE: RF7J, 03/2005⇒ CA, MTR-CODE: RF5C, ⇒02/2005 CA, MTR-CODE: RF5C, ⇒02/2005	
	08/02-08/07		89			ALT, (-AC) ALT, (AC) ALT, (Mitsubishi), FOR ALT: 90A, OE-NO RF5C-18-300	<b>8PK1175</b> <b>8PK1226</b> <b>AP9049</b>
					<b>CT11136</b> <b>CT11136K1</b> <b>CT11145</b> <b>CT11145K1</b>	CA, MTR-CODE: RF7J, 03/2005⇒ CA, MTR-CODE: RF7J, 03/2005⇒ CA, MTR-CODE: RF5C, ⇒02/2005 CA, MTR-CODE: RF5C, ⇒02/2005	
	06/05-08/07	RF7J	105			ALT ALT, (Mitsubishi), FOR ALT: 90A, OE-NO RF7J-18-300-A	<b>8PK1226</b> <b>AP9049</b>
					<b>CT11136</b> <b>CT11136K1</b>	CA CA	
2.3	06/02-08/07	L3C1	122	2261		ALT, (-AC), ⇒02/2005 ALT, (AC), ⇒02/2005	<b>6PK2215</b> <b>6PK2310</b>
	07/03-02/05		118			ALT, (-AC) ALT, (AC)	<b>6PK2215</b> <b>6PK2310</b>
2.3 MPS Turbo	12/05-08/07	L3KG	191	2261		ALT	<b>6PK2315</b>
3.0	07/03-02/05		162	2967		ALT	<b>6PK2100</b>

**6 (GH)**

1.8 MZR	08/07-	L813	88	1798		ALT	<b>6PK2241</b>
2.0 MZR	08/07-	LF17	108	1999		ALT	<b>6PK2241</b>





<b>MAZDA</b>							
<b>6 (GH)</b>							
↔ 2.0 MZR-CD	08/07-	RF7J	103	1998		ALT, (-AC) ALT, (AC) ALT, (Mitsubishi), FOR ALT: 90A, OE-NO RF8G-18-300	8PK1175 8PK1230 AP9049
					<b>CT1136</b> <b>CT1136K1</b>	CA CA	
2.2 D	01/10-		95	2183		ALT, (Mitsubishi), FOR ALT: 90A, OE-NO RF8G-18-300	AP9049
			132			ALT, (Mitsubishi), FOR ALT: 90A, OE-NO RF8G-18-300	AP9049
2.2 MZR-CD	01/09-		92	2184		ALT, (Mitsubishi), FOR ALT: 90A, OE-NO RF8G-18-300	AP9049
			120			ALT, (Mitsubishi), FOR ALT: 90A, OE-NO RF8G-18-300	AP9049
			136			ALT, (Mitsubishi), FOR ALT: 90A, OE-NO RF8G-18-300	AP9049
2.5 MZR	08/07-	L5-VE	125	2488		ALT	6PK2285
<b>6 Hatchback (GG)</b>							
1.8	08/02-08/07	L813	88	1798		ALT, (-AC), ⇒02/2005 ALT, (AC), ⇒02/2005 ALT, 03/2005⇒ ALT, FOR ALT: 120A, FOR ALT: 150A	6PK2160 6PK2250 6PK2260 AP9047
2.0	08/02-08/07	LF17, LF18	104	1999		ALT, (-AC) ALT, (AC) ALT, FOR ALT: 120A, FOR ALT: 150A	6PK2160 6PK2260 AP9047
	03/05-08/07	LFF7	108			ALT ALT, FOR ALT: 120A, FOR ALT: 150A	6PK2260 AP9047
2.0 DI	08/02-08/07	RF5C	100	1998		ALT, (-AC) ALT, AC ALT, (Mitsubishi), FOR ALT: 90A, OE-NO RF5C-18-300	8PK1175 8PK1226 AP9049
			89		<b>CT1136</b> <b>CT1136K1</b> <b>CT1145</b> <b>CT1145K1</b>	CA, MTR-CODE: RF7J, 03/2005⇒ CA, MTR-CODE: RF7J, 03/2005⇒ CA, MTR-CODE: RF5C, ⇒02/2005 CA, MTR-CODE: RF5C, ⇒02/2005	
					<b>CT1136</b> <b>CT1136K1</b> <b>CT1145</b> <b>CT1145K1</b>	ALT, (-AC) ALT, AC ALT, (Mitsubishi), FOR ALT: 90A, OE-NO RF5C-18-300 CA, MTR-CODE: RF7J, 03/2005⇒ CA, MTR-CODE: RF7J, 03/2005⇒ CA, MTR-CODE: RF5C, ⇒02/2005 CA, MTR-CODE: RF5C, ⇒02/2005	8PK1175 8PK1226 AP9049
	06/05-08/07	RF7J	105			ALT ALT, (Mitsubishi), FOR ALT: 90A, OE-NO RF7J-18-300-A	8PK1226 AP9049
					<b>CT1136</b> <b>CT1136K1</b>	CA CA	
2.3	08/02-08/07	L3C1	122	2261		ALT, (-AC) ALT, (AC) ALT, FOR ALT: 120A, FOR ALT: 150A	6PK2215 6PK2310 AP9047
<b>6 Kombi (GH)</b>							
1.8 MZR	02/08-	L813	88	1798		ALT	6PK2241
2.0 MZR	02/08-	LF17	108	1999		ALT	6PK2241
2.0 MZR-CD	02/08-	RF7J	103	1998		ALT, (-AC) ALT, (AC) ALT, (Mitsubishi), FOR ALT: 90A, OE-NO RF8G-18-300	8PK1175 8PK1230 AP9049
					<b>CT1136</b> <b>CT1136K1</b>	CA CA	
2.2 D	01/10-		95	2183		ALT, (Mitsubishi), FOR ALT: 90A, OE-NO RF8G-18-300	AP9049
2.2 MRZ-CD	01/10-		132	2183		ALT, (Mitsubishi), FOR ALT: 90A, OE-NO RF8G-18-300	AP9049
2.2 MZR-CD	01/09-		92	2184		ALT, (Mitsubishi), FOR ALT: 90A, OE-NO RF8G-18-300	AP9049
			120			ALT, (Mitsubishi), FOR ALT: 90A, OE-NO RF8G-18-300	AP9049
			136			ALT, (Mitsubishi), FOR ALT: 90A, OE-NO RF8G-18-300	AP9049
2.5 MZR	02/08-	L5-VE	125	2488		ALT	6PK2285
<b>6 Schrägheck (GH)</b>							
1.8 MZR	08/07-	L813	88	1798		ALT	6PK2241
2.0 MZR	08/07-	LF17	108	1999		ALT	6PK2241
2.0 MZR-CD	08/07-	RF7J	103	1998		ALT, (-AC) ALT, (AC) ALT, (Mitsubishi), FOR ALT: 90A, OE-NO RF8G-18-300	8PK1175 8PK1230 AP9049

**MAZDA**




## MAZDA

### 6 Schrägheck (GH)

					<b>CT1136</b> <b>CT1136K1</b>	CA CA	
2.2 D	01/10-		95	2183		ALT, (Mitsubishi), FOR ALT: 90A, OE-NO RF8G-18-300	<b>AP9049</b>
2.2 MZR-CD	01/09-		136	2184		ALT, (Mitsubishi), FOR ALT: 90A, OE-NO RF8G-18-300	<b>AP9049</b>
			120			ALT, (Mitsubishi), FOR ALT: 90A, OE-NO RF8G-18-300	<b>AP9049</b>
			92			ALT, (Mitsubishi), FOR ALT: 90A, OE-NO RF8G-18-300	<b>AP9049</b>
	01/10-		132	2183		ALT, (Mitsubishi), FOR ALT: 90A, OE-NO RF8G-18-300	<b>AP9049</b>
2.5 MZR	08/07-	L5-VE	125	2488		ALT	<b>6PK2285</b>

### 6 Station Wagon (GY)

1.8	08/02-08/07	L813	88	1798		ALT, (-AC), ⇒02/2005	<b>6PK2160</b>
						ALT, (AC), ⇒02/2005	<b>6PK2250</b>
						ALT, (AC), 03/2005⇒, ⇒01/2008	<b>6PK2260</b>
						ALT, FOR ALT: 120A, FOR ALT: 150A	<b>AP9047</b>
2.0	08/02-08/07	LF17, LF18	104	1999		ALT, WP, PS, (-AC)	<b>6PK2160</b>
						ALT, WP, PS, AC	<b>6PK2260</b>
	03/05-08/07	LFF7	108			ALT, FOR ALT: 120A, FOR ALT: 150A	<b>AP9047</b>
2.0 CITD 4x4	10/02-02/05	RF5C	89	1998		ALT, (-AC)	<b>8PK1175</b>
						ALT, AC	<b>8PK1226</b>
						ALT, (Mitsubishi), FOR ALT: 90A, OE-NO RF5C-18-300	<b>AP9049</b>
			100			CA, MTR-CODE: RF5C, ⇒02/2005	
						CA, MTR-CODE: RF5C, ⇒02/2005	
2.0 DI	08/02-08/07	RF5C	100	1998		ALT, (-AC), ⇒02/2005, MTR-CODE: RF5C	<b>8PK1175</b>
						ALT, (AC), ⇒02/2005, MTR-CODE: RF5C	<b>8PK1226</b>
						MTR-CODE: RF7J, 03/2005⇒, ALT	<b>8PK1226</b>
						ALT, (Mitsubishi), FOR ALT: 90A, OE-NO RF5C-18-300	<b>AP9049</b>
			89			CA, MTR-CODE: RF7J, 03/2005⇒	
						CA, MTR-CODE: RF7J, 03/2005⇒	
						CA, MTR-CODE: RF5C, ⇒02/2005	
						CA, MTR-CODE: RF5C, ⇒02/2005	
	06/05-08/07	RF7J	105			ALT	<b>8PK1226</b>
						ALT, (Mitsubishi), FOR ALT: 90A, OE-NO RF5C-18-300	<b>AP9049</b>
						CA	
						CA	
2.3	08/02-08/07	L3C1	122	2261		ALT, (-AC)	<b>6PK2215</b>
						ALT, (AC)	<b>6PK2310</b>
						ALT, FOR ALT: 120A, FOR ALT: 150A	<b>AP9047</b>
2.3 AWD	11/02-08/07	L3C1	119	2261		ALT, (-AC), ⇒02/2005	<b>6PK2215</b>
						ALT, (AC), ⇒02/2005	<b>6PK2310</b>
						ALT, FOR ALT: 120A, FOR ALT: 150A	<b>AP9047</b>

### 626 I (CB)

1.6	05/79-05/82	H6, N, NA	55	1586		PS	<b>AVX13X875</b>
						AC	<b>AVX13X900</b>
						ALT	<b>AVX13X975</b>
2.0	05/79-05/82	HE3, MA, M	66	1970		ALT	<b>AVX13X1000</b>
						PS	<b>AVX13X875</b>
						AC	<b>AVX13X900</b>

### 626 II (GC)

1.6	11/82-06/87	F6	59	1587		ALT, (-PS), (AC)	<b>4PK635</b>
						ALT, (-PS), (-AC), ⇒06/1985	<b>4PK815</b>
						ALT, (-PS), (-AC), 07/1985⇒	<b>4PK870</b>
						ALT, (PS), (-AC), 07/1985⇒	<b>5PK1000</b>
						ALT, (PS), (-AC), ⇒06/1985	<b>5PK975</b>
						CA, CH-NO 558598⇒, ⇒01/1985	





## MAZDA

626 II (GC)							
↔					<b>CT585</b> <b>CT585K1</b> <b>CT666</b>	CA, 01/1985⇒ CA, 01/1985⇒ CA, ⇒CH-NO 558597	
2.0	11/86-09/87	FE	68	1998	<b>CT586</b> <b>CT586K1</b>	ALT, (AC) ALT, (-PS), (-AC) ALT, (PS), (-AC) AC, (PS) AC, (-PS) CA CA	<b>4PK635</b> <b>4PK870</b> <b>5PK1010</b> <b>5PK1060</b> <b>5PK950</b>
	03/83-09/87		74		<b>CT535</b> <b>CT586</b> <b>CT586K1</b> <b>CT595</b>	ALT, ⇒06/1985, (-PS), (-AC) ALT, 07/1985⇒, (-PS), (-AC) ALT, (PS), (-AC), 07/1985⇒ ALT, (PS), (-AC), ⇒06/1985 CA, CH-NO 607987⇒, ⇒01/1985 CA, 02/1985⇒ CA, 02/1985⇒ CA, ⇒CH-NO 607986	<b>4PK815</b> <b>4PK870</b> <b>5PK1000</b> <b>5PK975</b>
	01/86-09/87		88		<b>CT586</b> <b>CT586K1</b>	ALT, (AC) ALT, (-PS), (-AC) ALT, (PS), (-AC) AC, (PS) AC, (-PS) CA CA	<b>4PK635</b> <b>4PK870</b> <b>5PK1010</b> <b>5PK1060</b> <b>5PK950</b>
2.0 D	01/83-06/87	RF46	46	1998	<b>CT591</b>	ALT, (PS), (-AC) AC, (PS) ALT, 2X, (-PS), (AC) CA	<b>AVX13X1050</b> <b>AVX13X1050</b> <b>AVX13X925</b>
626 II Hatchback (GC)							
1.6	03/83-09/87	F6	59	1587	<b>CT533</b> <b>CT585</b> <b>CT585K1</b> <b>CT666</b>	ALT, (-PS), (AC) ALT, (-PS), (-AC), ⇒06/1985 ALT, (-PS), (-AC), 07/1985⇒ ALT, (PS), (-AC), 07/1985⇒ ALT, (PS), (-AC), ⇒06/1985 CA, CH-NO 558598⇒, ⇒01/1985 CA, 01/1985⇒ CA, 01/1985⇒ CA, ⇒CH-NO 558597	<b>4PK635</b> <b>4PK815</b> <b>4PK870</b> <b>5PK1000</b> <b>5PK975</b>
			55		<b>CT533</b> <b>CT585</b> <b>CT585K1</b> <b>CT666</b>	ALT, (-PS), (AC) ALT, (-PS), (-AC), ⇒06/1985 ALT, (-PS), (-AC), 07/1985⇒ ALT, (PS), (-AC), 07/1985⇒ ALT, (PS), (-AC), ⇒06/1985 CA, CH-NO 558598⇒, ⇒01/1985 CA, 01/1985⇒ CA, 01/1985⇒ CA, ⇒CH-NO 558597	<b>4PK635</b> <b>4PK815</b> <b>4PK870</b> <b>5PK1000</b> <b>5PK975</b>
2.0	03/83-09/87	FE	74	1998	<b>CT535</b> <b>CT586</b> <b>CT586K1</b> <b>CT595</b>	ALT, (AC) ALT, (-PS), (-AC), ⇒07/1985 ALT, (-PS), (-AC), 08/1985⇒ ALT, (PS), (-AC), 08/1985⇒ AC, (PS) AC, (-PS) ALT, (PS), (-AC), ⇒07/1985 CA, CH-NO 607987⇒, ⇒01/1985 CA, 02/1985⇒ CA, 02/1985⇒ CA, ⇒CH-NO 607986	<b>4PK635</b> <b>4PK810</b> <b>4PK870</b> <b>5PK1010</b> <b>5PK1060</b> <b>5PK950</b> <b>5PK980</b>
	01/86-09/87		88		<b>CT586</b> <b>CT586K1</b>	ALT, (AC) ALT, (-PS), (-AC) ALT, (PS), (-AC) AC, (PS) AC, (-PS) CA CA	<b>4PK635</b> <b>4PK870</b> <b>5PK1010</b> <b>5PK1060</b> <b>5PK950</b>
	01/85-09/87		68		<b>CT586</b> <b>CT586K1</b>	ALT, (AC) ALT, (-PS), (-AC) ALT, (PS), (-AC) AC, (PS) AC, (-PS) CA CA	<b>4PK635</b> <b>4PK870</b> <b>5PK1010</b> <b>5PK1060</b> <b>5PK950</b>
2.0 D	03/84-06/87	RF46	46	1998	<b>CT591</b>	ALT, (PS), (-AC) AC, (PS) ALT, 2X, (-PS), (AC) CA	<b>AVX13X1050</b> <b>AVX13X1050</b> <b>AVX13X925</b>

**MAZDA**



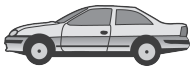

MAZDA

**MAZDA**

626 III (GD)  
↔ 1.6

	06/87-05/92		60	1597		ALT, (AC) ALT, (-PS), (-AC) ALT, (PS) ALT, (PS) AC, (PS) AC, (-PS) CA CA CA	4PK635 4PK870 5PK1010 5PK1015 5PK1060 5PK950
1.8	11/87-05/92	F8 (12V)	65	1789	CT585 CT585K1	ALT PS PS, AC AC CA	3PK765 5PK1010 5PK1060 5PK950
2.0	09/87-10/90	FE	66	1998	CT785	ALT PS PS, AC AC CA, ENGINE: OHC CA CA, ENGINE: DOHC	3PK765 5PK1010 5PK1060 5PK950
2.0 12V	09/87-05/92	FE (12V)	79	1998	CT765 CT765K1 CT790	ALT PS PS, AC AC CA, ENGINE: OHC CA CA, ENGINE: DOHC	3PK765 5PK1010 5PK1060 5PK950
2.0 16V	11/87-05/92	FEKat. (16V)	103	1998	CT790 CT790K1	ALT PS PS, AC AC CA CA	3PK765 5PK1010 5PK1060 5PK950
	07/87-09/89		109		CT790 CT790K1	ALT PS, (-AC) PS, (AC) AC, (-PS) CA CA	3PK765 5PK1015 5PK1060 5PK950
2.0 D	07/87-07/91	RF-N	44	1998	CT762 CT762K1	VACP PS ALT, ⇨CH-NO 533018 AC CA CA	AVX13X725 AVX13X850 AVX13X900 AVX13X900
2.2 12V	11/87-07/91	F2	85	2184	CT774 CT774K1	ALT PS PS, AC AC CA CA	3PK765 5PK1010 5PK1060 5PK950
626 III Coupe (GD) 1.6	06/87-05/92		60	1597	CT585 CT585K1	ALT, (AC) ALT, (-PS), (-AC) ALT, (PS), (-AC) AC, (PS) AC, (-PS) CA CA CA	4PK635 4PK870 5PK1010 5PK1060 5PK950
1.8	09/87-08/91	F8 (12V)	65	1789	CT785	ALT PS PS, AC AC CA	3PK765 5PK1010 5PK1060 5PK950
2.0	09/87-10/90	FE	66	1998	CT765 CT765K1 CT790	ALT PS PS, AC AC CA, ENGINE: OHC CA CA, ENGINE: DOHC	3PK765 5PK1010 5PK1060 5PK950
2.0 12V	09/87-12/88	FE (12V)	79	1998	CT765 CT765K1 CT790	ALT PS PS, AC AC CA, ENGINE: OHC CA CA, ENGINE: DOHC	3PK765 5PK1010 5PK1060 5PK950





## MAZDA

### 626 III Coupe (GD)

↔ 2.0 16V

12/87-10/90	FEKat. (16V)	103	1998	CT790 CT790K1	ALT PS PS, AC AC CA CA	3PK765 5PK1010 5PK1060 5PK950	
06/87-09/89		109		CT790 CT790K1	ALT PS PS, AC AC CA CA	3PK765 5PK1010 5PK1060 5PK950	
2.2 12V	04/88-12/91	F2	85	2184	CT774 CT774K1	ALT PS PS, AC AC CA CA	3PK765 5PK1010 5PK1060 5PK950

### 626 III Hatchback (GD)

1.6

06/87-05/92		60	1597	CT585 CT585K1	ALT, (AC) ALT, (-PS), (-AC) ALT, (PS), (-AC) AC, (PS) AC, (-PS) CA CA	4PK635 4PK870 5PK1010 5PK1060 5PK950	
1.8	11/87-05/92	F8 (12V)	65	1789	CT785	ALT PS PS, AC AC CA	3PK765 5PK1010 5PK1060 5PK950
			69		CT785	ALT PS PS, AC AC CA	3PK765 5PK1010 5PK1060 5PK950
2.0	09/87-10/90	FE	66	1998	CT765 CT765K1 CT790	ALT PS PS, AC AC CA, ENGINE: OHC CA CA, ENGINE: DOHC	3PK765 5PK1010 5PK1060 5PK950
2.0 12V	11/87-05/92	FE (12V)	79	1998	CT765 CT765K1 CT790	ALT PS PS, AC AC CA, ENGINE: OHC CA CA, ENGINE: DOHC	3PK765 5PK1010 5PK1060 5PK950
2.0 16V	11/87-10/90	FEKat. (16V)	103	1998	CT790 CT790K1	ALT PS PS, AC AC CA CA	3PK765 5PK1010 5PK1060 5PK950
	06/87-08/89		109		CT790 CT790K1	ALT PS, (-AC) PS, (AC) AC, (-PS) CA CA	3PK765 5PK1015 5PK1060 5PK950
2.0 D	07/87-07/91	RF-N	44	1998	CT762 CT762K1	VACP PS ALT, ⇨CH-NO 533018 AC CA CA	AVX13X725 AVX13X850 AVX13X900 AVX13X900
2.2 12V	06/88-04/92	F2	85	2184	CT774 CT774K1	ALT PS PS, AC AC CA CA	3PK765 5PK1010 5PK1060 5PK950
2.2 12V 4WD	11/87-07/90	F2	85	2184		ALT PS, (-AC) PS, (AC) AC, (-PS)	3PK765 5PK1015 5PK1060 5PK950







# MAZDA

## 626 III Hatchback (GD)

					CT774	CA	
					CT774K1	CA	

## 626 III Station Wagon (GV)

1.8	01/88-03/92	F8 (12V)	65	1789		ALT PS PS, AC AC	3PK765 5PK1010 5PK1060 5PK950
					CT785	CA	
2.0	10/88-09/97	FE	66	1998		ALT PS PS, AC AC	3PK765 5PK1010 5PK1060 5PK950
					CT765 CT765K1 CT790	CA, ENGINE: OHC CA CA, ENGINE: DOHC	
2.0 12V	09/87-01/90	FE (12V)	81	1998		ALT PS CA CA	3PK765 5PK1010
					CT765 CT765K1		
2.0 16V	01/88-03/92	FEKat. (16V)	103	1998		ALT PS PS, AC AC CA CA	3PK765 5PK1010 5PK1060 5PK950
					CT790 CT790K1		
2.0 D	09/88-07/91	RF-N	44	1998		VACP PS ALT, ⇨CH-NO 533018 AC CA CA	AVX13X725 AVX13X850 AVX13X900 AVX13X900
					CT762 CT762K1		
	11/94-09/97	RFG5	60			TURBOC PS AC CA CA	5PK675 AVX13X850 AVX13X925
					CT762 CT762K1		
2.0 D Complex	05/93-11/96	RF-CX	55	1998		TURBOC PS AC CA CA	5PK675 AVX13X850 AVX13X925
					CT762 CT762K1		
2.0 i 16V	11/94-09/97		110	1998		ALT PS, (AC) AC, (-PS) CA CA	3PK765 5PK1060 5PK950
					CT790 CT790K1		
2.2 12V	03/89-11/96	F2	85	2184		ALT PS PS, AC AC CA CA	3PK765 5PK1010 5PK1060 5PK950
					CT774 CT774K1		
2.2 12V 4WD	05/91-11/92	F2, F2L1	85	2184		ALT PS PS, AC AC CA CA	3PK765 5PK1010 5PK1060 5PK950
					CT774 CT774K1		

## 626 IV (GE)

1.8 i	01/92-04/97	FP	77	1840		ALT PS PS, AC CA CA	4PK925 5PK1025 5PK1150
					CT972 CT972K1		
	08/94-04/97		66			ALT PS PS, AC CA CA	4PK925 5PK1025 5PK1150
					CT972 CT972K1		
2.0 D GLX Complex	10/92-04/97	RFOHC	55	1998		TURBOC PS AC CA CA	5PK675 AVX13X850 AVX13X925
					CT762 CT762K1		
2.0 i	01/92-04/97	FS	85	1991		ALT PS PS, AC CA	4PK920 5PK1030 5PK1165
					CT787		





<b>MAZDA</b>								
<b>626 IV (GE)</b>								
↩	2.0 i 4WD	04/92-04/97	FS	85	1991	CT787K1 CA	ALT PS PS, AC CA CA	4PK920 5PK1030 5PK1165
						CT787 CT787K1	CA CA	
<b>626 IV Hatchback (GE)</b>								
	1.8	08/91-04/97	FP	77	1840		ALT PS PS, AC CA CA	4PK925 5PK1025 5PK1150
						CT972 CT972K1	CA CA	
		08/94-04/97		66			ALT PS PS, AC CA CA	4PK925 5PK1025 5PK1150
						CT972 CT972K1	CA CA	
	2.0 D GLX Complex	01/93-04/97	RFOHC	55	1998		TURBOC PS AC CA CA	5PK675 AVX13X850 AVX13X925
						CT762 CT762K1	CA CA	
	2.0 i	08/91-04/97	FS	85	1991		ALT PS PS, AC CA CA	4PK920 5PK1030 5PK1165
						CT787 CT787K1	CA CA	
	2.0 i 4WD	04/92-04/97	FS	85	1991		ALT PS PS, AC CA CA	4PK920 5PK1030 5PK1165
						CT787 CT787K1	CA CA	
	2.5 24V	01/92-04/97	KL	121	2497		PS ALT, AC ALT CA CA	4PK925 5PK1015 5PK860
						CT829 CT829K1	CA CA	
		08/94-04/97		120			PS ALT, AC ALT CA CA	4PK925 5PK1015 5PK860
						CT829 CT829K1	CA CA	
<b>626 V (GF)</b>								
	1.8	12/99-10/02	FP9A	74	1840		ALT PS PS, AC CA CA	4PK920 5PK1030 5PK1165
						CT972 CT972K1	CA CA	
		05/97-12/99	FPY3	66			ALT PS PS, AC CA CA	4PK920 5PK1030 5PK1165
						CT972 CT972K1	CA CA	
	2.0	04/98-10/02	FS2C	100	1991		ALT PS PS, AC CA CA, MTR-CODE: FS	4PK920 5PK1030 5PK1165
						CT787 CT787K1	CA CA	
		05/97-10/02	FS	85			ALT PS PS, AC CA CA, MTR-CODE: FS	4PK920 5PK1030 5PK1165
						CT787 CT787K1	CA CA	
	2.0 DITD	04/98-10/02	RF3F	66	1998		ALT, (AC) CA CA CA	2X12,7X1057La
						CT1133 CT1133K1 CT1133K2	CA CA CA	
	2.0 TD	10/00-10/02		81	1998		ALT, (AC) CA CA CA	2X12,7X1057La
						CT1133 CT1133K1 CT1133K2	CA CA CA	
	2.0 Turbo DI	04/98-10/02		74	1998		ALT, (AC) CA CA CA	2X12,7X1057La
						CT1133 CT1133K1 CT1133K2	CA CA CA	
<b>626 V Hatchback (GF)</b>								
	1.8	12/99-10/02	FP	74	1840		ALT PS	4PK920 5PK1030


**MAZDA**



## MAZDA

### 626 V Hatchback (GF)

					CT972 CT972K1	PS, AC CA CA	5PK1165
	05/97-12/99	FPY3	66		CT972 CT972K1	ALT PS, (-AC) PS, (AC) CA CA CA	4PK920 5PK1030 5PK1165
2.0	05/97-10/02	FS	85	1991	CT787 CT787K1	ALT PS PS, AC CA CA, MTR-CODE: FS	4PK920 5PK1030 5PK1165
2.0 DITD	04/98-10/02	RF3F	66	1998	CT1133 CT1133K1 CT1133K2	ALT, (AC) CA CA CA	2X12,7X1057La
2.0 H.P.	02/98-10/02	FS2C	100	1991	CT787 CT787K1	ALT PS PS, AC CA CA, MTR-CODE: FS	4PK920 5PK1030 5PK1165
2.0 TD	10/00-10/02		81	1998	CT1133 CT1133K1 CT1133K2	ALT, (AC) CA CA CA	2X12,7X1057La
2.0 Turbo DI	04/98-10/02		74	1998	CT1133 CT1133K1 CT1133K2	ALT, (AC) CA CA CA	2X12,7X1057La

### 626 V Station Wagon (GW)

1.8	01/00-10/02	FP9A	74	1840	CT972 CT972K1	ALT PS PS, AC CA CA	4PK920 5PK1030 5PK1165
	02/98-01/00	FPY3	66		CT972 CT972K1	ALT PS PS, AC CA CA	4PK920 5PK1030 5PK1165
2.0	02/98-10/02	FS	85	1991	CT787 CT787K1	ALT PS PS, AC CA CA, MTR-CODE: FS	4PK920 5PK1030 5PK1165
2.0 DITD	09/99-10/02	RF3F	66	1998	CT1133 CT1133K1 CT1133K2	ALT, (AC) CA CA CA	2X12,7X1057La
2.0 H.P.	02/98-10/02	FS2C	100	1991	CT787 CT787K1	ALT PS PS, AC CA CA, MTR-CODE: FS	4PK920 5PK1030 5PK1165
2.0 TD	10/00-10/02		81	1998	CT1133 CT1133K1 CT1133K2	ALT, (AC) CA CA CA	2X12,7X1057La
2.0 Turbo DI	04/98-10/02	RF4F	74	1998	CT1133 CT1133K1 CT1133K2	ALT, (AC) CA CA CA	2X12,7X1057La

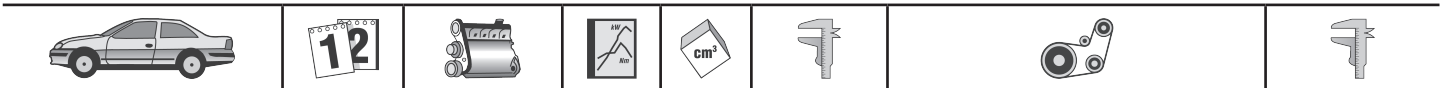
### 929 I (LA)

2.0	05/79-07/86	MA, M	66	1970	CT535 CT595	PS AC ALT CA, MTR-NO 520710⇒ CA, ⇒MTR-NO 520709	AVX13X875 AVX13X900 AVX13X975
-----	-------------	-------	----	------	----------------	---	-------------------------------------

### 929 II (HB)

2.0	05/82-03/84	HEE, MA	66	1970	CT535 CT595	PS AC ALT CA, MTR-NO 520710⇒ CA, ⇒MTR-NO 520709	AVX13X875 AVX13X900 AVX13X975
	03/84-07/87	FE	74	1998		ALT, 01/1987⇒ PS, 01/1987⇒ PS, ⇒12/1986	AVX13X1025 AVX13X825 AVX13X875





## MAZDA

### 929 II (HB)

						AC, ⇨12/1986 AC, 01/1987⇨ ALT, ⇨12/1986 CA, MTR-NO 520710⇨ CA, ⇨MTR-NO 520709	AVX13X900 AVX13X950 AVX13X975
2.0 i GLX	10/84-07/87	FE	88	1998	CT535 CT595	ALT, 01/1987⇨ PS, 01/1987⇨ PS, ⇨12/1986 AC, ⇨12/1986 AC, 01/1987⇨ ALT, ⇨12/1986 CA, MTR-NO 520710⇨ CA, ⇨MTR-NO 520709	AVX13X1025 AVX13X825 AVX13X875 AVX13X900 AVX13X950 AVX13X975

### 929 II Coupe (HB) 2.0

	05/82-03/84	HEE, MA	66	1970		PS AC ALT CA, MTR-NO 520710⇨ CA, ⇨MTR-NO 520709	AVX13X875 AVX13X900 AVX13X975
	03/84-07/87	FE	74	1998	CT535 CT595	ALT, 01/1987⇨ PS, 01/1987⇨ PS, ⇨12/1986 AC, ⇨12/1986 AC, 01/1987⇨ ALT, ⇨12/1986 CA, MTR-NO 520710⇨ CA, ⇨MTR-NO 520709	AVX13X1025 AVX13X825 AVX13X875 AVX13X900 AVX13X950 AVX13X975
2.0 i Turbo	10/84-07/87	FE	88	1998	CT535 CT595	ALT, 01/1987⇨ PS, 01/1987⇨ PS, ⇨12/1986 AC, ⇨12/1986 AC, 01/1987⇨ ALT, ⇨12/1986 CA, MTR-NO 520710⇨ CA, ⇨MTR-NO 520709	AVX13X1025 AVX13X825 AVX13X875 AVX13X900 AVX13X950 AVX13X975

### 929 II Kombi (HV) 2.0

	01/83-12/87	HEE, MA	66	1970		ALT, 01/1987⇨ PS, 01/1987⇨ PS, ⇨12/1986 AC, ⇨12/1986 AC, 01/1987⇨ ALT, ⇨12/1986 CA, MTR-NO 520710⇨ CA, ⇨MTR-NO 520709	AVX13X1025 AVX13X825 AVX13X875 AVX13X900 AVX13X950 AVX13X975
--	-------------	---------	----	------	--	--	---

### 929 III (HC) 2.0

	06/87-12/88	FE, FEFA	85	1998		ALT PS AC CA CA	AVX13X1025 AVX13X825 AVX13X950
2.2 12V	04/89-06/91	F2-C	94	2184	CT765 CT765K1	ALT PS AC CA CA	AVX13X1025 AVX13X825 AVX13X950
	01/88-04/89	F2, F21, F2E	85		CT774 CT774K1	ALT PS AC CA CA	AVX13X1025 AVX13X825 AVX13X950
2.2 i	05/87-12/88	F2-EGI	100	2184	CT774 CT774K1	ALT PS AC CA CA	AVX13X1025 AVX13X825 AVX13X950
3.0	01/88-12/89	JE3	125	2954		AC, (PS) ALT PS CA	AVX13X1000 AVX13X1025 AVX13X950
	06/87-06/91	JE	140		CT820	AC ALT PS	AVX13X1000 AVX13X1025 AVX13X950

### B-SERIE (UF) 2.5 D 4WD

	09/98-06/99		57	2500	CT1020	CA	
	02/96-06/99		63			AC	AVX13X1000
					CT1020	CA	

### B-SERIE (UN) 2.5 D

	06/99-	MD25NA	57	2500		AC	AVX13X1000
--	--------	--------	----	------	--	----	------------





# MAZDA

## B-SERIE (UN)

	12/02-	WLE7	62		CT1020	CA	
						AC, ⇒05/2006, ⇒CH-NO 425318	AVX13X1000
						AC, 05/2006⇒, CH-NO 425319⇒	AVX13X975
2.5 D 4WD	06/99-	MD25NA	57	2500	CT1020	CA	
						AC	AVX13X1000
					CT1020	CA	
	12/02-	WLE7	62			AC, ⇒05/2006, ⇒CH-NO 425318	AVX13X1000
						AC, 05/2006⇒, CH-NO 425319⇒	AVX13X975
2.5 TD 4WD	06/99-07/06	MD25T1	80	2499	CT1020	CA	
						AC, ⇒05/2006, ⇒CH-NO 425318	AVX13X1000
						AC, 05/2006⇒, CH-NO 425319⇒	AVX13X975
2.9 D 4WD	09/01-03/05		70	2892	CT1156	CA	

## BT-50 (CD)

2.5 MRZ-CD 4x4	12/06-	WLAA	105	2500	CT1151	AC	AVX13X975
						CA	

## CX-7 (ER)

2.2 MZR-CD	09/09-		127	2184		ALT, (Mitsubishi), FOR ALT: 110A, OE-NO R2AA-18-330A, R2AA-18-330B	AP9049
2.2 MZR-CD AWD	09/09-		136	2184		ALT, (Mitsubishi), FOR ALT: 110A, OE-NO R2AA-18-330A, R2AA-18-330B	AP9049
2.3 MZR DISI Turbo	10/07-	L3-VDT	190	2261		ALT, (AUTOM)	6PK2285
						ALT, (MANL)	6PK2315

## DEMIO (DW)

1.3 16V	08/98-	B3ME	46	1324		PS, (-AC)	4PK850
						PS, (AC), 10/1999⇒	4PK875
						ALT	4PK885
						PS, (AC), ⇒09/1999	4PK950
					CT1024	CA	
					CT1024K1	CA	
1.3 i 16V	08/98-04/00	B3 (16V)	53	1324		PS, (-AC)	4PK850
						PS, (AC), 10/1999⇒	4PK875
						ALT	4PK885
						PS, (AC), ⇒09/1999	4PK950
					CT1024	CA	
					CT1024K1	CA	
1.5 16V	04/00-	B5E	55	1498		ALT, 1x	4PK875
						PS, (AC), 1x	4PK875
					CT1024	CA	
					CT1024K1	CA	

## E-SERIE Bus (SR1)

E2000	11/84-02/88	FE18, FEV4	63	1998		ALT	AVX13X1000
						PS	AVX13X775
						PS, (4WD)	AVX13X825
						ALT, (4WD)	AVX13X950
						ALT, (AC)	AVX13X950
						AC	AVX13X950
					CT535	CA, ⇒06/1985	
					CT586	CA, 07/1985⇒, ⇒11/1987	
					CT586K1	CA, 07/1985⇒, ⇒11/1987	
					CT765	CA, 12/1987⇒	
					CT765K1	CA, 12/1987⇒	
E2000 4WD	10/88-09/89	FE18, FEV4	60	1998	CT765	CA	
					CT765K1	CA	
E2200 D	01/84-02/88	R207	46	2169		ALT	AVX13X1125
						PS, 01/1987⇒	AVX13X875
						AC	AVX13X900
						PS, ⇒01/1987, (4WD)	AVX13X950
					CT532	CA	

## E-SERIE Kasten (SR2)

2200 D 4WD	03/91-05/03	R203, R207	47	2184		ALT	AVX13X1125
						AC	AVX13X900
						PS	AVX13X950
					CT532	CA	
E2000	03/91-05/94	FE, FE60, FE61	60	1998		ALT	AVX13X1000
						PS	AVX13X775
						PS, (4WD)	AVX13X825
						ALT, (4WD)	AVX13X950
						ALT, (AC)	AVX13X950
						AC	AVX13X950
					CT586	CA	
					CT586K1	CA	
	06/94-05/03	FE	70			ALT	AVX13X1000
						PS	AVX13X775
						PS, (4WD)	AVX13X825
						ALT, (4WD)	AVX13X950
						ALT, (AC)	AVX13X950
						AC	AVX13X950





<b>MAZDA</b>							
<b>E-SERIE Kasten (SR2)</b>							
	05/85-04/89	FE18, FE58	63		<b>CT765</b>	CA ALT PS PS, (4WD) ALT, (4WD) ALT, (AC) AC CA, ⇨06/1985 CA, 07/1985⇨, ⇨11/1987 CA, 07/1985⇨, ⇨11/1987 CA, 12/1987⇨ CA, 12/1987⇨	AVX13X1000 AVX13X775 AVX13X825 AVX13X950 AVX13X950 AVX13X950
E2200 D	02/97-08/02	R2	52	2184	<b>CT535</b> <b>CT586</b> <b>CT586K1</b> <b>CT765</b> <b>CT765K1</b>	ALT PS, (REAR-WHEEL DRIVE) PS PS, (4WD) CA ALT PS, 01/1987⇨ AC PS, ⇨01/1987, (4WD) CA ALT, ⇨CH-NO SR1H32-726218, SD1.32-705777 ALT, CH-NO SR1H32-726219⇨, SD1.32-705778⇨ PS, (REAR-WHEEL DRIVE) AC PS, (4WD) CA	AVX13X1175 AVX13X875 AVX13X900 AVX13X925 AVX13X1125 AVX13X875 AVX13X900 AVX13X950 AVX13X1125 AVX13X1175 AVX13X875 AVX13X900 AVX13X950
	05/85-02/88	R203, R207	46		<b>CT832</b>	ALT PS, 01/1987⇨ AC PS, ⇨01/1987, (4WD) CA	AVX13X1125 AVX13X875 AVX13X900 AVX13X950
	03/91-05/03		47		<b>CT532</b>	ALT, ⇨CH-NO SR1H32-726218, SD1.32-705777 ALT, CH-NO SR1H32-726219⇨, SD1.32-705778⇨ PS, (REAR-WHEEL DRIVE) AC PS, (4WD) CA	AVX13X1125 AVX13X1175 AVX13X875 AVX13X900 AVX13X950
<b>FESTIVA</b> 1.3	04/89-10/90		48	1324	<b>CT1024</b> <b>CT1024K1</b> <b>CT603</b> <b>CT603K1</b>	ALT CA, CH-NO DA13-124779⇨ CA, CH-NO DA13-124779⇨ CA, ⇨CH-NO DA13-124778 CA, ⇨CH-NO DA13-124778	AVX10X888
<b>MPV I (LV)</b> 2.5 TD	05/96-09/99	WL-T	85	2500	<b>CT1020</b>	AC CA	AVX13X1000
3.0 i V6	05/96-09/99	JE94	109	2954	<b>CT820</b>	AC ALT PS CA	AVX13X1000 AVX13X1025 AVX13X950
3.0 i V6 (LV10)	03/95-09/99	JE94	113	2954	<b>CT820</b>	AC ALT, 01/1996⇨ PS, 01/1996⇨ CA, 01/1996⇨	AVX13X1000 AVX13X1025 AVX13X950
<b>MPV II (LW)</b> 2.0	09/99-08/00	FS-DS	90	1991	<b>CT787</b> <b>CT787K1</b>	ALT PS CA CA	4PK920 5PK1165
	08/00-07/02	FS	88		<b>CT787</b> <b>CT787K1</b>	ALT PS CA CA	4PK920 5PK1165
2.0 DI	07/02-02/06	RF5C	100	1998	<b>CT1145</b> <b>CT1145K1</b>	ALT, (AC) ALT, (Mitsubishi), FOR ALT: 90A, OE-NO RF8G-18-330 CA, MTR-CODE: RF5C CA, MTR-CODE: RF5C	8PK1230 AP9049
2.3	07/02-02/06	L3	104	2261			6PK2285
2.5 V6	09/99-03/02	GY-DE	125	2495		WP ALT	3PK683 6PK2100
<b>MX-3 (EC)</b> 1.6 i	07/91-	B69	65	1598	<b>CT1024</b> <b>CT1024K1</b> <b>CT769</b> <b>CT769K1</b>	AC, ⇨10/1993 AC, 11/1993⇨ ALT PS CA, ⇨10/1993, CAMSHFT: SOHC/OHC CA, ⇨10/1993, CAMSHFT: SOHC/OHC CA, 11/1993⇨, CAMSHFT: DOHC CA, 11/1993⇨, CAMSHFT: DOHC	4PK1000 4PK1015 4PK885 4PK890
	01/94-	B6D	79		<b>CT769</b> <b>CT769K1</b>	AC ALT PS CA CA	4PK1015 4PK885 4PK890

**MAZDA**


**MAZDA**
**MAZDA**

<b>MX-3 (EC)</b> ↔ 1.8 i V6	01/92-01/94	K819	98	1845	CT829 CT829K1	PS ALT, AC ALT CA CA	4PK925 5PK1015 5PK860	
	01/94-	K838	95		CT829 CT829K1	PS ALT, AC ALT CA CA	4PK925 5PK1015 5PK860	
<b>MX-5 I (NA)</b> 1.6	05/90-01/94	B64F	85	1598	CT769 CT769K1	PS, (-AC) PS, (AC) ALT CA CA	4PK855 4PK954 AVX13X900	
	01/95-04/98		66		CT769 CT769K1	PS, (-AC) PS, (AC) ALT CA CA	4PK855 4PK954 AVX13X900	
	1.8	02/94-04/98	BP (DOHC), BPF1	96	1840	CT769 CT769K1	PS ALT CA CA	4PK855 4PK885
<b>MX-5 II (NB)</b> 1.6 16V	05/98-10/05	B6D	81	1598	CT769 CT769K1	PS, (-AC) ALT PS, (AC) CA CA	4PK860 4PK885 4PK950	
	1.8	01/98-07/02	BPD	103	1839	CT769 CT769K1	PS, (-AC) ALT, WP PS, AC CA CA	4PK850 4PK890 4PK950
		08/02-10/05		107		CT769 CT769K1	PS, (-AC) ALT, WP PS, AC CA CA	4PK850 4PK890 4PK950
	1.8 16V	11/00-10/05	BPD	107	1840	CT769 CT769K1	PS, (-AC) ALT, WP PS, (AC) CA CA	4PK860 4PK885 4PK950
				102		CT769 CT769K1	PS, (-AC) ALT, WP PS, AC CA CA	4PK860 4PK890 4PK950
		05/98-10/05	BP-ZE	103		CT769 CT769K1	PS, (-AC) ALT PS, (AC) CA CA	4PK860 4PK885 4PK950
<b>MX-5 III (NC)</b> 1.8	03/05-	L828, L8-DE	93	1798		ALT, (-AC), 11/2005⇒ ALT, (AC), 11/2005⇒	6PK2160 6PK2245	
	2.0	03/05-	LF62, LF-DE	118	1999		ALT, (-AC), 11/2005⇒ ALT, (AC), 11/2005⇒	6PK2160 6PK2245
<b>MX-6 (GE)</b> 2.0	02/92-02/97	FS	85	1991	CT787 CT787K1	ALT PS PS, AC CA CA	4PK920 5PK1030 5PK1165	
	2.5 24V	02/92-02/97	KL	121	2497	CT829 CT829K1	PS ALT, AC ALT CA CA	4PK925 5PK1015 5PK860
	2.5 i 24V	08/94-02/97	KL	120	2497	CT829 CT829K1	PS ALT, AC ALT CA CA	4PK925 5PK1015 5PK860





## MAZDA

### PREMACY (CP)

↔ 1.8	07/99-03/05	FP	74	1840	CT972 CT972K1	ALT PS, (-AC) PS, (AC) CA CA	4PK920 5PK1030 5PK1165
1.9	07/99-03/05	FP	84	1840	CT972 CT972K1	ALT PS, (-AC) PS, (AC) CA CA	4PK920 5PK1030 5PK1165
2.0	11/01-03/05	FS7E, FS7G	96	1991	CT787 CT787K1	ALT PS, (-AC) PS, (AC) CA CA	4PK920 5PK1030 5PK1165
2.0 TD	10/99-07/00	RF3F	66	1998	CT1133 CT1133K1 CT1133K2	ALT, (AC) CA CA CA	2X12,7X1057La
	07/00-03/05	RF4F	74		CT1133 CT1133K1 CT1133K2	ALT, (AC) CA CA CA	2X12,7X1057La

### RX 7 I (SA)

Wankel	05/79-05/81	12AN2	77	1146		ALT, 2X AIRC AC	AVX10X800 AVX10X888 AVX13X1050
	01/81-03/84		85			ALT, ⇒12/1982, 2X AIRC, ⇒12/1982 AC, ⇒12/1982	AVX10X800 AVX10X888 AVX13X1050
	03/84-03/86		83			ALT AIRP, ⇒12/1985 AIRP, 01/1986⇒ PS AC, ⇒12/1985 AC, 01/1986⇒	AVX10X788 AVX10X888 AVX10X900 AVX13X1050 AVX13X1075 AVX13X975

### RX 7 II (FC)

Turbo	03/89-12/91	RE13B	147	1308		ALT AIRC PS AC	AVX10X800 AVX10X960 AVX13X1050 AVX13X975
	06/87-11/89		133			ALT, ⇒03/1989 ALT, 03/1989⇒ FAN, 03/1989⇒ FAN, ⇒03/1989 PS AC	AVX10X785 AVX10X800 AVX10X960 AVX10X975 AVX13X1050 AVX13X975
Wankel	11/85-04/89	RE13B	110	1308		ALT, ⇒03/1989 ALT, 03/1989⇒ AIRC, ⇒12/1985 AIRC, 10/1986⇒, ⇒03/1989 AIRC, 03/1989⇒ PS AC, ⇒12/1985 AC, 01/1986⇒	AVX10X785 AVX10X800 AVX10X888 AVX10X900 AVX10X960 AVX13X1050 AVX13X1075 AVX13X975

### RX 7 III (FD)

Wankel Twin Turbo	07/92-08/02	RE13B	176	1308		ALT PS, AC PS	5PK1345 6PK1045 6PK923
-------------------	-------------	-------	-----	------	--	---------------------	------------------------------

### RX 8 (SE17)

2.6 Wankel	10/03-06/12	13B-MSP	170	1308		AC ALT, WP	4PK780 5PK820
			141			AC ALT, WP	4PK780 5PK820

### TRIBUTE (EP)

2.0	03/00-05/08	YF	91	1989	CT978	ALT, (-AC) ALT, (AC) CA	6PK1973 6PK2100
2.0 4WD	03/00-05/08	YF	91	1989	CT978	ALT, (-AC) ALT, (AC) CA	6PK1973 6PK2100
						ALT, (-AC) ALT, (AC) CA	6PK2190 6PK2277
3.0 V6 24V 4WD	03/00-05/08	AJ	145	2967		WP ALT	3PK683 6PK2080

### XEDOS 6 (CA)

1.6 16V	06/94-10/99	B6 (DOHC)	79	1598		PS, (AC) ALT	4PK1000 4PK885
---------	-------------	-----------	----	------	--	-----------------	-------------------







MERCEDES-BENZ

## MAZDA

### XEDOS 6 (CA)

					CT769	PS, (-AC)	4PK890
					CT769K1	CA	
08/92-05/94	B69	83			CT769	PS, (AC)	4PK1000
					CT769K1	ALT	4PK885
2.0 V6	01/92-05/94	KF1	106	1995	CT769	PS, (-AC)	4PK890
					CT769K1	CA	
06/94-10/99		103			CT829	PS	4PK925
					CT829K1	ALT, (AC)	5PK1015
					CT829	ALT, (-AC)	5PK860
					CT829K1	CA	

### XEDOS 9 (TA)

2.0 24V	08/93-01/00	KF	105	1995	CT829	PS	4PK925
					CT829K1	ALT, AC	5PK1000
						ALT, AC	5PK1015
						ALT, (-AC)	5PK860
						CA	
						CA	
2.3 24V	02/95-01/00	KJ-ZEM	155	2255		ALT	7PK1605
						PS	8PK1635
2.5 24V	07/93-07/00	KL	123	2497	CT829	PS	4PK925
					CT829K1	ALT, AC	5PK1000
						ALT, AC	5PK1015
						ALT, (-AC)	5PK860
						CA	
						CA	
2.5 V6	07/00-09/02	KL	120	2497	CT829	PS, MTR-CODE: KLZ5	4PK905
					CT829K1	PS, MTR-CODE: KL68, KLL2, KLR4	4PK925
						ALT, (-AC), MTR-CODE: KLZ5	5PK1000
						ALT, (AC), MTR-CODE: KLZ5	5PK1015
						ALT, (-AC), MTR-CODE: KL68, KLL2, KLR4	5PK860
						CA	
						CA	

## MERCEDES-BENZ

<b>/8 (W114)</b>							
230.6 (114.015)	01/68-11/76	M180.954	88	2292		ALT	AVX10X940
						PS	AVX13X750
250	07/68-08/72	M114.920	96	2496		ALT, 06/1970⇒, (2ND)	AVX10X740
						ALT, ⇒12/1968	AVX10X925
						ALT, 06/1970⇒, (1ST)	AVX10X935
						01/1969⇒, ⇒06/1970	AVX10X940
						AC	AVX13X1325
						PS	AVX13X825
250 (114.010)	01/68-08/72	M114.920	85	2496		ALT, 06/1970⇒, (2ND)	AVX10X740
						ALT, ⇒12/1968	AVX10X925
						ALT, 06/1970⇒, (1ST)	AVX10X935
						01/1969⇒, ⇒06/1970	AVX10X940
						AC	AVX13X1325
						PS	AVX13X825
250 2.8 (114.023)	06/72-11/76	M130.923	96	2778		ALT	AVX10X940
						AC	AVX13X1350
						PS	AVX13X825
280 (114.060)	06/72-11/76	M110.921	118	2746		ALT	AVX10X960
						AC	AVX13X1285
						PS, ⇒12/1975	AVX13X800
						PS, 01/1976⇒	AVX13X825
280 E (114.062)	06/72-11/76	M110.981	136	2746		ALT	AVX10X960
						AC	AVX13X1285
						PS, ⇒12/1975	AVX13X800
						PS, 01/1976⇒	AVX13X825
<b>/8 (W115)</b>							
200	01/68-01/77	M115.923, M115.926	70	1988		ALT	AVX10X940
						PS	AVX13X750
200 (115.015)	01/68-01/77	M115.923, M115.926	63	1988		ALT	AVX10X940
						PS	AVX13X750
200 D (115.115)	01/68-01/77	OM615.913	40	1988		ALT	AVX10X940
						PS	AVX13X750
220 (115.010)	01/68-07/73	M115.924	66	2200		ALT, ⇒12/1968	AVX10X925
						ALT, 01/1969⇒	AVX10X940





# MERCEDES-BENZ

MERCEDES-BENZ

<b>/8 (W115)</b>							
						AC PS	AVX13X1375 AVX13X750
		M115.920	77			ALT, ⇨12/1968 ALT, 01/1969⇨	AVX10X925 AVX10X940 AVX13X1375 AVX13X750
220 D (115.110)	01/68-01/77	OM615.912	44	2197		ALT PS	AVX10X940 AVX13X750
230.4 (115.017)	08/73-12/76	M115.951	81	2307		ALT PS	AVX10X940 AVX13X750
240 D (115.117)	08/73-01/77	OM616.916	48	2404		ALT	AVX10X960
240 D 3.0 (115.114)	08/74-11/76	OM617.910	59	2998		ALT	AVX10X960
<b>/8 Coupe (W114)</b>							
250 C (114.021)	04/69-06/72	M114.920	96	2496		ALT, 01/1970⇨, (2ND) ALT, 01/1970⇨, (1ST) ALT, ⇨12/1970 AC, 01/1970⇨, ⇨12/1970 PS, 01/1970⇨, ⇨12/1970	AVX10X740 AVX10X935 AVX10X940 AVX13X1325 AVX13X825
250 C 2.8 (114.023)	06/72-11/76	M130.923	96	2778		ALT AC PS	AVX10X940 AVX13X1350 AVX13X825
250 CE (114.022)	04/69-04/72	M114.980	110	2496		ALT, 01/1970⇨ ALT, 01/1970⇨ ALT, ⇨12/1970 AC, 01/1970⇨, ⇨12/1970 PS, 01/1970⇨, ⇨12/1970	AVX10X740 AVX10X935 AVX10X940 AVX13X1325 AVX13X825
280 C (114.073)	06/72-02/77	M110.921	118	2746		ALT AC PS, ⇨12/1975 PS, 01/1976⇨	AVX10X960 AVX13X1285 AVX13X800 AVX13X825
280 CE (114.072)	06/72-01/77	M110.981	136	2746		ALT AC PS, ⇨12/1975 PS, 01/1976⇨	AVX10X960 AVX13X1285 AVX13X800 AVX13X825
<b>100 Bus (631)</b>							
D	12/90-12/94	OM616	41	2399		ALT PS, OE-NO 0089972392 PS, OE-NO 0089976692	AVX13X1015 AVX13X650 AVX13X700
D (631.333, 631.343, 631.334, 631.344)	02/88-05/92	OM616.963	53	2399		ALT, WP, OE-NO 0059976892 ALT, WP, OE-NO 0059977192	AVX13X1000 AVX13X1015
	12/90-02/96	OM616, OM616.963	55			ALT, WP, OE-NO 0059976892 ALT, WP, OE-NO 0059977192	AVX13X1000 AVX13X1015
<b>100 Kasten (631)</b>							
D (631.332, 631.342)	02/88-05/92	OM616.963	53	2399		ALT, WP, OE-NO 0059976892 ALT, WP, OE-NO 0059977192	AVX13X1000 AVX13X1015
	12/90-02/96		55			ALT, WP, OE-NO 0059976892 ALT, WP, OE-NO 0059977192	AVX13X1000 AVX13X1015
<b>100 Pritsche/Fahrgestell (631)</b>							
D (631.340)	12/90-02/96	OM616.963	55	2399		ALT, WP, OE-NO 0059976892 ALT, WP, OE-NO 0059977192	AVX13X1000 AVX13X1015
	02/88-05/92		53			ALT, WP, OE-NO 0059976892 ALT, WP, OE-NO 0059977192	AVX13X1000 AVX13X1015
<b>190 (W201)</b>							
2.0 (201.022)	10/82-10/84	M102.921	66	1996		ALT, 09/1984⇨ ALT, PS, 09/1984⇨ ALT, PS, AC, 09/1984⇨ ALT, ⇨08/1984 PS, ⇨08/1984 AC, ⇨08/1984	6PK1020 6PK1885 6PK1980 AVX10X1005 AVX13X750 AVX13X875
2.0 (201.023)	01/86-05/90	M102.924	75	1996		ALT ALT, PS ALT, PS, AC AC	6PK1020 6PK1885 6PK1980 AVX13X875
	09/84-05/90		77			ALT, 09/1984⇨ ALT, PS, 09/1984⇨ ALT, PS, AC, 09/1984⇨	6PK1020 6PK1885 6PK1980
D 2.0 (201.122)	08/83-08/89	OM601.911	53	1997		ALT ALT, PS ALT, PS, AC	6PK1015 6PK2050 6PK2120
	08/89-08/93		55			ALT ALT, PS ALT, PS, AC	6PK1015 6PK2050 6PK2120
D 2.5 (201.126)	04/85-08/93	OM602.911	66	2497		ALT ALT, PS ALT, PS, AC	6PK1015 6PK2030 6PK2100
	08/89-08/93		69			ALT ALT, PS ALT, PS, AC	6PK1015 6PK2030 6PK2100





## MERCEDES-BENZ

### 190 (W201)

↔ E 1.8 (201.018)	04/90-08/93	M102.910	80	1797	ALT ALT, AC	6PK1885 6PK1980
E 2.0	01/85-08/93	M102.962	87	1996	ALT ALT, PS ALT, PS, AC	6PK1020 6PK1885 6PK1980
	10/82-06/93	M102.961	93		ALT, WP, FAN, PS ALT, WP, FAN, AC, PS	6PK1885 6PK1980
E 2.0 (201.024)	02/85-12/86	M102.962, M102.961	83	1996	ALT ALT, PS ALT, PS, AC	6PK1020 6PK1885 6PK1980
		M102.962	85		ALT ALT, PS ALT, PS, AC	6PK1020 6PK1885 6PK1980
	10/82-06/93	M102.962, M102.961	90		ALT, 09/1984↔ ALT, PS, 09/1984↔ ALT, PS, AC, 09/1984↔ ALT, ↔08/1984 PS, ↔08/1984 AC, ↔08/1984	6PK1020 6PK1885 6PK1980 AVX10X1005 AVX13X750 AVX13X875
E 2.3	09/86-08/91	M102.985	97	2298	ALT ALT, PS ALT, PS, AC	6PK1015 6PK1885 6PK1980
E 2.3 (201.028)	10/86-08/93	M102.985	100	2298	ALT ALT, PS ALT, PS, AC	6PK1015 6PK1885 6PK1980
E 2.3-16	09/85-12/87	M102.983	125	2298	ALT ALT, PS ALT, PS, AC	6PK1015 6PK1885 6PK1980
	09/85-08/88		130		ALT ALT, PS ALT, PS, AC	6PK1015 6PK1885 6PK1980
E 2.3-16 (201.034)	04/84-01/87	M102.983	136	2298	ALT ALT, PS ALT, PS, AC	6PK1015 6PK1885 6PK1980
E 2.5-16	03/89-08/93	M102.991	143	2498	ALT, PS ALT, PS, AC	6PK1885 6PK1980
	09/88-08/93	M102.990	150		ALT, PS ALT, PS, AC	6PK1885 6PK1980
E 2.6	09/86-12/89	M103.942	122	2597	ALT, PS ALT, PS, AC ALT, PS, AC, (CAT)	6PK2175 6PK2257 6PK2415
E 2.6 (201.029)	09/86-08/93	M103.942	118	2597	ALT, PS ALT, PS, AC ALT, PS, AC, (CAT)	6PK2175 6PK2257 6PK2415
E Evolution II 2.5	05/90-08/93	M102.992	173	2498	ALT, (-AC) ALT, (AC)	6PK1850 6PK1950
Turbo-D 2.5 (201.128)	02/88-08/93	OM602.961	90	2497	ALT ALT, PS ALT, PS, AC	6PK1015 6PK2030 6PK2100
			93		ALT ALT, PS ALT, PS, AC	6PK1015 6PK2030 6PK2100

### A-CLASS (W168)

A 140 (168.031, 168.131)	01/01-08/04	M166.960	60	1598	ALT, (-AC) ALT, AC MTR-CODE: M 166.960, (MANL)	5PK1290 5PK1750 VD1093
	07/97-08/04	M166.940		1397	ALT, (-AC) ALT, AC	5PK1290 5PK1750
A 160 (168.033, 168.133)	07/97-08/04	M166.960	75	1598	ALT, (-AC) ALT, AC MTR-CODE: M 166.960, (MANL)	5PK1290 5PK1750 VD1093
A 160 CDI (168.006)	02/01-08/04	OM668.940	55	1689	ALT, (-AC) ALT, AC ALT, (Valeo), FOR ALT: 150A, OE-NO 012 154 01 02, 668 154 01 02, 668 154 02 02, 668 154 03 02, CH-NO J 487490↔ ALT, (Valeo), FOR ALT: 90A, OE-NO 010 154 39 02, 012 154 44 02	5PK1265 5PK1715 AP9014  AP9036
A 160 CDI (168.007)	07/98-02/01	OM668.941	44	1689	ALT, (-AC) ALT, AC ALT, (Valeo), FOR ALT: 150A, OE-NO 012 154 01 02, 668 154 01 02, 668 154 02 02, 668 154 03 02, CH-NO J 487490↔ ALT, (Valeo), FOR ALT: 90A, OE-NO 010 154 39 02, 012 154 44 02	VD1093 5PK1270 5PK1720 AP9014  AP9036
A 170 CDI (168.008)	07/98-02/01	OM668.940	66	1689	ALT, (-AC)	VD1093 5PK1270





## MERCEDES-BENZ

A-CLASS (W168)						
					ALT, AC ALT, (Valeo), FOR ALT: 150A, OE-NO 012 154 01 02, 668 154 01 02, 668 154 02 02, 668 154 03 02, CH-NO J 487490⇒ ALT, (Valeo), FOR ALT: 90A, OE-NO 010 154 39 02, 012 154 44 02	5PK1720 AP9014  AP9036  VD1093
A 170 CDI (168.009, 168.109)	02/01-08/04	OM668.942	70	1689	ALT, (-AC) ALT, AC ALT, (Valeo), FOR ALT: 150A, OE-NO 012 154 01 02, 668 154 01 02, 668 154 02 02, 668 154 03 02, CH-NO J 487490⇒ ALT, (Valeo), FOR ALT: 90A, OE-NO 010 154 39 02, 012 154 44 02	5PK1265 5PK1715 AP9014  AP9036  VD1093
A 190 (168.032, 168.132)	03/99-08/04	M166.990	92	1898	ALT, (-AC) ALT, AC ALT, (Valeo), FOR ALT: 90A, OE-NO 012 154 43 02	5PK1290 5PK1750 AP9055  VD1093
A 210 (168.035, 168.135)	03/02-08/04	M166.995	103	2084	2.FAN ALT, (-AC) ALT, AC ALT, (Valeo), FOR ALT: 90A, OE-NO 012 154 43 02, 011 154 82 02	2PJ860 5PK1290 5PK1750 AP9055  VD1093
A-CLASS (W169)						
A 150 (169.031, 169.331)	09/04-06/12	M266.920	70	1498	ALT, (-AC) ALT, (AC) ALT, (START/STOPP), (AC) ALT, (Valeo), FOR ALT: 90A, OE-NO 266 154 1202, FOR ALT: 115A, OE-NO 266 154 0902, 266 154 1302	5PK1300 5PK1765 6PK1990 AP9011
A 160 (169.031, 169.331)	04/09-06/12	M266.920	70	1498	ALT, (-AC) ALT, (AC)	5PK1300 5PK1765
A 160 CDI (169.006, 169.306)	09/04-06/12	OM640.942	60	1991	ALT, (-AC) ALT, (AC) ALT, (Valeo), FOR ALT: 140A, OE-NO 640 154 02 02, ⇒CH-NO J 108539 ALT, (Valeo), FOR ALT: 140A, OE-NO 640 154 03 02, 640 154 04 02, 640 154 05 02, CH-NO J 108540⇒	5PK1310 5PK1745 AP9014  AP9014
A 170 (169.032, 169.332)	09/04-06/12	M266.940	85	1699	ALT, (-AC) ALT, (AC) ALT, (START/STOPP), (AC) ALT, (Valeo), FOR ALT: 90A, OE-NO 266 154 1202, FOR ALT: 115A, OE-NO 266 154 0902, 266 154 1302	5PK1300 5PK1765 6PK1990 AP9011
A 180 CDI (169.007, 169.307)	09/04-06/12	OM640.940	80	1991	ALT, (-AC) ALT, (AC) ALT, (Valeo), FOR ALT: 140A, OE-NO 640 154 02 02, ⇒CH-NO J 108539 ALT, (Valeo), FOR ALT: 140A, OE-NO 640 154 03 02, 640 154 04 02, 640 154 05 02, CH-NO J 108540⇒	5PK1310 5PK1745 AP9014  AP9014
A 200 (169.033, 169.333)	09/04-06/12	M266.960	100	2034	ALT, (-AC) ALT, AC ALT, (Valeo), FOR ALT: 90A, OE-NO 266 154 1202, FOR ALT: 115A, OE-NO 266 154 0902, 266 154 1302	5PK1300 5PK1765 AP9011
A 200 CDI (169.008, 169.308)	09/04-06/12	OM640.941	103	1991	ALT, (-AC) ALT, (AC) ALT, (Valeo), FOR ALT: 140A, OE-NO 640 154 02 02, ⇒CH-NO J 108539 ALT, (Valeo), FOR ALT: 140A, OE-NO 640 154 03 02, 640 154 04 02, 640 154 05 02, CH-NO J 108540⇒	5PK1310 5PK1745 AP9014  AP9014
A 200 TURBO (169.034, 169.334)	09/05-06/12	M266.980	142	2034	ALT, (-AC) ALT, (AC) ALT, (Valeo), FOR ALT: 90A, OE-NO 266 154 1202, FOR ALT: 115A, OE-NO 266 154 0902, 266 154 1302	5PK1300 5PK1765 AP9011
A-CLASS (W176)						
A 180 (176.042)	06/12-	M270.910	90	1595	ALT	5PK1515
A 200 (176.043)	06/12-	M270.910	115	1595	ALT	5PK1515
A 250 (176.044)	06/12-	M270.920	155	1991	ALT	5PK1515
B-CLASS (W245)						
B 150 (245.231)	03/05-11/11	M266.920	70	1498	ALT, (-AC)	5PK1300

MERCEDES-BENZ



## MERCEDES-BENZ

### B-CLASS (W245)

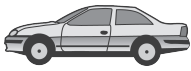
						ALT, (AC) ALT, (START/STOPP), (AC) ALT, (Valeo), FOR ALT: 90A, OE-NO 266 154 1202, FOR ALT: 115A, OE-NO 266 154 0902, 266 154 1302	<b>5PK1765</b> <b>6PK1990</b> <b>AP9011</b>
B 170 (245.232)	03/05-11/11	M266.940	85	1699		ALT, (-AC) ALT, (AC) ALT, (START/STOPP), (AC) ALT, (Valeo), FOR ALT: 90A, OE-NO 266 154 1202, FOR ALT: 115A, OE-NO 266 154 0902, 266 154 1302	<b>5PK1300</b> <b>5PK1765</b> <b>6PK1990</b> <b>AP9011</b>
B 170 NGT (245.233)	04/08-11/11	M266.960	85	2034		ALT, (-AC) ALT, (AC) ALT, (Valeo), FOR ALT: 90A, OE-NO 266 154 08 02, 266 154 12 02, FOR ALT: 115A, OE-NO 266 154 09 02, 266 154 13 02	<b>5PK1300</b> <b>5PK1765</b> <b>AP9011</b>
B 180 CDI (245.207)	03/05-11/11	OM640.940	80	1991		ALT, (-AC) ALT, (AC) ALT, (Valeo), FOR ALT: 140A, OE-NO 640 154 02 02, ⇒CH-NO J 108539 ALT, (Valeo), FOR ALT: 140A, OE-NO 640 154 03 02, 640 154 04 02, 640 154 05 02, CH-NO J 108540⇒	<b>5PK1310</b> <b>5PK1745</b> <b>AP9014</b>  <b>AP9014</b>
B 180 NGT (245.233)	04/08-11/11	M266.960	85	2034		ALT, (-AC) ALT, (AC) ALT, (Valeo), FOR ALT: 90A, OE-NO 266 154 08 02, 266 154 12 02, FOR ALT: 115A, OE-NO 266 154 09 02, 266 154 13 02	<b>5PK1300</b> <b>5PK1765</b> <b>AP9011</b>
B 200 (245.233)	03/05-11/11	M266.960	100	2034		ALT, (-AC) ALT, AC ALT, (Valeo), FOR ALT: 90A, OE-NO 266 154 1202, FOR ALT: 115A, OE-NO 266 154 0902, 266 154 1302	<b>5PK1300</b> <b>5PK1765</b> <b>AP9011</b>
B 200 CDI (245.208)	03/05-11/11	OM640.941	103	1991		ALT, (-AC) ALT, (AC) ALT, (Valeo), FOR ALT: 140A, OE-NO 640 154 02 02, ⇒CH-NO J 108 539 ALT, (Valeo), FOR ALT: 140A, OE-NO 640 154 03 02, 640 154 04 02, 640 154 05 02, CH-NO J 108540⇒	<b>5PK1310</b> <b>5PK1745</b> <b>AP9014</b>  <b>AP9014</b>
B 200 TURBO (245.234)	03/05-11/11	M266.980	142	2034		ALT, (-AC) ALT, AC ALT, (Valeo), FOR ALT: 90A, OE-NO 266 154 1202, FOR ALT: 115A, OE-NO 266 154 0902, 266 154 1302	<b>5PK1300</b> <b>5PK1765</b> <b>AP9011</b>

### B-CLASS (W246)

B 180 (246.242)	11/11-	M270.910	90	1595		ALT	<b>5PK1515</b>
B 200 (246.243)	11/11-	M270.910	115	1595		ALT	<b>5PK1515</b>
B 250 (246.244)	05/12-	M270.920	155	1991		ALT	<b>5PK1515</b>

### C CLASS (W204)

C 180 CDI (204.000)	01/11-	OM651.913	88	2143		ALT, (Valeo), FOR ALT: 150A, OE-NO 014 154 11 02, 000 906 04 01, FOR ALT: 180A, OE-NO 013 154 68 02, 000 906 79 00	<b>AP9050</b>
C 180 CGI (204.049)	01/07-	M271.820	115	1796		ALT ALT, (Valeo), FOR ALT: 120A, OE-NO 014 154 14 02, FOR ALT: 150A, OE-NO 014 154 15 02, 013 154 33 02, 000 906 30 00	<b>6PK2315</b> <b>AP9050</b>
C 180 Kompressor (204.044, 204.045)	01/08-	M271.910	115	1597		ALT ALT, (Valeo), FOR ALT: 120A, OE-NO 271 154 14 02, FOR ALT: 150A, OE-NO 271 154 15 02 ALT, (Valeo), FOR ALT: 120A, OE-NO 271 154 14 02, FOR ALT: 150A, OE-NO 271 154 15 02, 271 154 18 02	<b>7PK2418</b> <b>AP9026</b>  <b>AP9050</b>
C 180 Kompressor (204.046)	01/07-	M271.952	115	1796		ALT ALT, (Valeo), FOR ALT: 120A, OE-NO 271 154 14 02, FOR ALT: 150A, OE-NO 271 154 15 02	<b>7PK2418</b> <b>AP9026</b>
C 200 CDI (204.001)	01/11-	OM651.913	100	2143		ALT, (Valeo), FOR ALT: 150A, OE-NO 014 154 11 02, 000 906 04 01, FOR ALT: 180A, OE-NO 013 154 68 02, 000 906 79 00	<b>AP9050</b>
C 200 CDI (204.007)	01/07-	OM646.811, OM646.812	100	2148		ALT ALT ONLY WITH VD1042 ALT, (Bosch), FOR ALT: 180A, OE-NO 013 154 90 02	<b>6PK2260</b> <b>6PK2260D3</b> <b>MS16</b> <b>AP9027</b>
C 200 CGI (204.048)	01/07-	M271.820	135	1796		ALT, (AC)	<b>VD1042</b> <b>7PK2418</b>



## MERCEDES-BENZ

### C CLASS (W204)

					ALT, (Valeo), FOR ALT: 120A, OE-NO 014 154 14 02, FOR ALT: 150A, OE-NO 014 154 15 02, 013 154 33 02, 000 906 30 00	<b>AP9050</b>
C 200 Kompressor (204.041)	01/07-	M271.950	135	1796	ALT ALT, (Valeo), FOR ALT: 120A, OE-NO 271 154 14 02, FOR ALT: 150A, OE-NO 271 154 15 02, 271 154 18 02	<b>7PK2418</b> <b>AP9026</b>
C 220 CDI (204.002)	12/08-	OM651.911	125	2143	ALT ALT, (Valeo), FOR ALT: 150A, OE-NO 014 154 11 02, 000 906 04 01, FOR ALT: 180A, OE-NO 013 154 68 02, 000 906 79 00	<b>6PK2155</b> <b>AP9050</b>
C 220 CDI (204.008)	01/07-	OM646.811	125	2148	ALT ALT ONLY WITH VD1042 ALT, (Bosch), FOR ALT: 180A, OE-NO 013 154 90 02	<b>6PK2260</b> <b>6PK2260D3</b> <b>MS16</b> <b>AP9027</b>
C 230 (204.052)	01/07-	M272.921	150	2496	ALT ONLY WITH VD1072	<b>VD1042</b> <b>6PK2404</b> <b>MS32</b> <b>VD1072</b>
C 230 4-matic (204.085)	07/07-	M272.911	150	2496	ALT ONLY WITH VD1072	<b>6PK2404</b> <b>MS32</b> <b>VD1072</b>
C 250 CDI (204.003)	08/08-	OM651.911	150	2143	ALT ALT, (Valeo), FOR ALT: 150A, OE-NO 014 154 11 02, 000 906 04 01, FOR ALT: 180A, OE-NO 013 154 68 02, 000 906 79 00	<b>6PK2155</b> <b>AP9050</b>
C 250 CDI 4-matic (204.082)	01/11-	OM651.912	150	2143	ALT, (Valeo), FOR ALT: 150A, OE-NO 014 154 12 02, 000 906 05 01, FOR ALT: 180A, OE-NO 000 906 06 01, MTR-CODE: OM 651.912	<b>AP9050</b>
C 250 CGI (204.047)	07/09-	M271.860	150	1796	ALT, (Valeo), FOR ALT: 150A, OE-NO 271 154 15 02 ALT, (Valeo), FOR ALT: 150A, OE-NO 014 154 15 02, 000 906 30 00	<b>AP9026</b> <b>AP9050</b>
C 280 (204.054)	01/07-	M272.947	170	2996	ALT, CH-NO A⇒, 10/2009⇒, (7-GEAR-AU TOM) ALT, CH-NO F 401191⇒, 09/2009⇒, (7-GEAR-AUTOM) ALT, CH-NO L 100000⇒, 10/2008⇒, (7-GEAR-AUTOM) ALT, CH-NO R 102607⇒, 11/2009⇒, (7-GEAR-AUTOM) ALT ONLY WITH VD1072	<b>6PK2390</b> <b>6PK2390</b> <b>6PK2390</b> <b>6PK2390</b> <b>6PK2404</b> <b>MS32</b> <b>VD1072</b>
C 280 4-matic (204.081)	07/07-	M272.948	170	2996	ALT, CH-NO A⇒, 10/2009⇒, (7-GEAR-AU TOM) ALT, CH-NO F 401191⇒, 09/2009⇒, (7-GEAR-AUTOM) ALT, CH-NO L 100000⇒, 10/2008⇒, (7-GEAR-AUTOM) ALT, CH-NO R 102607⇒, 11/2009⇒, (7-GEAR-AUTOM) ALT ONLY WITH VD1072	<b>6PK2390</b> <b>6PK2390</b> <b>6PK2390</b> <b>6PK2390</b> <b>6PK2404</b> <b>MS32</b> <b>VD1072</b>
C 300 (204.054)	07/09-	M272.947	170	2996	ALT, CH-NO A⇒, 10/2009⇒, (7-GEAR-AU TOM) ALT, CH-NO F 401191⇒, 09/2009⇒, (7-GEAR-AUTOM) ALT, CH-NO L 100000⇒, 10/2008⇒, (7-GEAR-AUTOM) ALT, CH-NO R 102607⇒, 11/2009⇒, (7-GEAR-AUTOM) ALT ONLY WITH VD1072	<b>6PK2390</b> <b>6PK2390</b> <b>6PK2390</b> <b>6PK2390</b> <b>6PK2404</b> <b>MS32</b> <b>VD1072</b>
C 300 4-matic (204.081)	07/07-	M272.948	170	2996	ALT, CH-NO A⇒, 10/2009⇒, (7-GEAR-AU TOM) ALT, CH-NO F 401191⇒, 09/2009⇒, (7-GEAR-AUTOM) ALT, CH-NO L 100000⇒, 10/2008⇒, (7-GEAR-AUTOM) ALT, CH-NO R 102607⇒, 11/2009⇒, (7-GEAR-AUTOM) ALT ONLY WITH VD1072	<b>6PK2390</b> <b>6PK2390</b> <b>6PK2390</b> <b>6PK2390</b> <b>6PK2404</b> <b>MS32</b>



## MERCEDES-BENZ

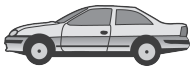
### C CLASS (W204)

C 320 CDI (204.022)	01/07-	OM642.960	165	2987	ALT ALT ONLY WITH VD1073	VD1072 7PK2035 7PK2035D1 MS33 VD1073
C 320 CDI 4-matic (204.089)	07/07-	OM642.961	165	2987	ALT ALT ONLY WITH VD1073	7PK2035 7PK2035D1 MS33 VD1073
C 350 (204.056)	01/07-	M272.961	200	3498	ALT	6PK2404
C 350 (204.057)	01/11-	M276.957	225	3498	ALT, (MANL)	6PK2404
C 350 4-matic (204.087)	07/07-	M272.971	200	3498	ALT	6PK2404
C 350 4-matic (204.088)	01/11-	M276.957	225	3498	ALT, (MANL)	6PK2404
C 350 CDI (204.023)	06/11-	OM642.834	195	2987	ALT, (Valeo), FOR ALT: 180A, OE-NO 642 154 04 02, MTR-CODE: OM 642.834	AP9050
C 350 CDI (204.025)	10/09-	OM642.830	170	2987	ALT ALT ONLY WITH VD1073	7PK2035 7PK2035D1 MS33 VD1073
C 350 CDI 4-matic (204.092)	10/09-	OM642.832	170	2987	ALT ALT ONLY WITH VD1073	7PK2035 7PK2035D1 MS33 VD1073
C 350 CGI (204.065)	09/08-	M272.982	215	3498	ALT, (AUTOM) ALT, (MANL)	6PK2390 6PK2404
C 63 AMG (204.077)	02/08-	M156.985	336	6208	ALT	6PK2360

### C CLASS T-Model (S204)

C 180 CGI (204.249)	11/09-	M271.820	115	1796	ALT, (Valeo), FOR ALT: 120A, OE-NO 014 154 14 02, FOR ALT: 150A, OE-NO 000 906 30 00	AP9050
C 180 Kompressor (204.245)	01/08-	M271.910	115	1597	ALT ALT, (Valeo), FOR ALT: 120A, OE-NO 271 154 14 02, FOR ALT: 150A, OE-NO 271 154 15 02 ALT, (Valeo), FOR ALT: 120A, OE-NO 271 154 14 02, FOR ALT: 150A, OE-NO 271 154 15 02, 271 154 18 02	7PK2418 AP9026 AP9050
C 180 Kompressor (204.246)	08/07-	M271.952	115	1796	ALT ALT, (Valeo), FOR ALT: 120A, OE-NO 271 154 14 02, FOR ALT: 150A, OE-NO 271 154 15 02	7PK2418 AP9026
C 200 CDI (204.201)	08/10-	OM651.913	100	2143	ALT, (Valeo), FOR ALT: 150A, OE-NO 014 154 11 02, 000 906 04 01, FOR ALT: 180A, OE-NO 000 906 79 00	AP9050
C 200 CDI (204.207)	08/07-	OM646.811	100	2148	ALT ALT ONLY WITH VD1042 ALT, 2x ALT, (Bosch), FOR ALT: 180A, OE-NO 013 154 90 02	6PK2260 6PK2260D3 MS16 AP9010 AP9027 VD1042
C 200 Kompressor (204.241)	08/07-	M271.950	135	1796	ALT ALT, (Valeo), FOR ALT: 120A, OE-NO 271 154 14 02, FOR ALT: 150A, OE-NO 271 154 15 02, 271 154 18 02	7PK2418 AP9026
C 220 CDI (204.202)	12/08-	OM651.911	125	2143	ALT ALT, (Valeo), FOR ALT: 150A, OE-NO 014 154 11 02, 000 906 04 01, FOR ALT: 180A, OE-NO 000 906 79 00	6PK2155 AP9050
C 220 CDI (204.208)	08/07-	OM646.811	125	2148	ALT ALT ONLY WITH VD1042 ALT, 2x ALT, (Bosch), FOR ALT: 180A, OE-NO 013 154 90 02	6PK2260 6PK2260D3 MS16 AP9010 AP9027 VD1042
C 230 (204.252)	08/07-	M272.921	150	2496	ALT, (204.252), (204.254), (204.256) ONLY WITH VD1072	6PK2404 MS32 VD1072
C 250 CDI (204.203)	01/09-	OM651.911	150	2143	ALT, (Bosch), FOR ALT: 90A, OE-NO 012 154 22 02 ALT, (Bosch), FOR ALT: 115A, OE-NO 010 154 96 02, 011 154 78 02	AP9010 AP9015
C 250 CDI 4-matic (204.282)	04/10-	OM651.912	150	2143	ALT, (Valeo), FOR ALT: 150A, OE-NO 014 154 12 02, 000 906 05 01, FOR ALT: 180A, OE-NO 000 906 06 01	AP9050
C 250 CGI (204.247)	07/09-	M271.860	150	1796	ALT, (Valeo), FOR ALT: 150A, OE-NO 271 154 15 02	AP9026





## MERCEDES-BENZ

### C CLASS T-Model (S204)

						ALT, (Valeo), FOR ALT: 120A, OE-NO 014 154 14 02, FOR ALT: 150A, OE-NO 014 154 15 02, 013 154 33 02, 000 906 30 00	<b>AP9050</b>
C 280 (204.254)	08/07-	M272.947	170	2996		ALT, (204.252), (204.254), (204.256) ONLY WITH VD1072	<b>6PK2404</b> <b>MS32</b> <b>VD1072</b>
C 320 CDI (204.222)	08/07-	OM642.960	165	2987		ALT ALT ONLY WITH VD1073	<b>7PK2035</b> <b>7PK2035D1</b> <b>MS33</b> <b>VD1073</b>
C 320 CDI 4-matic (204.289)	08/07-	OM642.961	165	2987		ALT ALT ONLY WITH VD1073	<b>7PK2035</b> <b>7PK2035D1</b> <b>MS33</b> <b>VD1073</b>
C 350 (204.256)	08/07-	M272.961	200	3498		ALT, (204.252), (204.254), (204.256)	<b>6PK2404</b>
C 350 CDI (204.225)	10/09-	OM642.830	170	2987		ALT ALT ONLY WITH VD1073	<b>7PK2035</b> <b>7PK2035D1</b> <b>MS33</b> <b>VD1073</b>
C 350 CDI 4-matic (204.292)	10/09-	OM642.832	170	2987		ALT ALT ONLY WITH VD1073	<b>7PK2035</b> <b>7PK2035D1</b> <b>MS33</b> <b>VD1073</b>
C 350 CGI (204.257)	06/11-	M276.957	225	3498		ALT, (MANL)	<b>6PK2404</b>
C 63 AMG (204.277)	02/08-	M156.985	336	6208		ALT	<b>6PK2360</b>

### CABRIOLET (A124)

300 CE-24 (124.061)	04/92-06/93	M104.980	170	2960		ALT, (-AC), (AUTOM), MTR-NO 042811⇒, (-CAT)	<b>6PK2175</b>
						ALT, (-AC), (MANL), MTR-NO 009077⇒, (-CAT)	<b>6PK2175</b>
						ALT, (-AC), (MANL), MTR-NO 004957⇒, ⇒MTR-NO 009076, (-CAT)	<b>6PK2205</b>
						ALT, (-AC), (AUTOM), MTR-NO 021005⇒, ⇒MTR-NO 042810, (-CAT)	<b>6PK2205</b>
						ALT, (AC), (AUTOM), MTR-NO 042811⇒, (-CAT)	<b>6PK2260</b>
						ALT, (AC), (MANL), MTR-NO 009077⇒, (-CAT)	<b>6PK2260</b>
						ALT, (AC), (MANL), MTR-NO 004957⇒, ⇒MTR-NO 009076, (-CAT)	<b>6PK2285</b>
						ALT, (AC), (AUTOM), MTR-NO 021005⇒, ⇒MTR-NO 042810, (-CAT)	<b>6PK2285</b>
						ALT, (-AC), (MANL), MTR-NO 009077⇒, (CAT)	<b>6PK2330</b>
						ALT, (-AC), (AUTOM), MTR-NO 042811⇒	<b>6PK2330</b>
						ALT, (-AC), (MANL), MTR-NO 004957⇒, ⇒MTR-NO 009076, (CAT)	<b>6PK2360</b>
						ALT, (-AC), (AUTOM), MTR-NO 021005⇒, ⇒MTR-NO 042810, (CAT)	<b>6PK2360</b>
						ALT, (AC), (AUTOM), MTR-NO 042811⇒, (CAT)	<b>6PK2415</b>
						ALT, (AC), (MANL), MTR-NO 009077⇒, (CAT)	<b>6PK2415</b>
						ALT, (AC), (AUTOM), ⇒MTR-NO 042810, (CAT)	<b>6PK2445</b>
						ALT, (AC), (MANL), ⇒MTR-NO 009076, (CAT)	<b>6PK2445</b>
			162			ALT, (-AC), (AUTOM), MTR-NO 042811⇒, (-CAT)	<b>6PK2175</b>
						ALT, (-AC), (MANL), MTR-NO 009077⇒, (-CAT)	<b>6PK2175</b>
						ALT, (-AC), (MANL), MTR-NO 004957⇒, ⇒MTR-NO 009076, (-CAT)	<b>6PK2205</b>
						ALT, (-AC), (AUTOM), MTR-NO 021005⇒, ⇒MTR-NO 042810, (-CAT)	<b>6PK2205</b>
						ALT, (AC), (AUTOM), MTR-NO 042811⇒, (-CAT)	<b>6PK2260</b>
						ALT, (AC), (MANL), MTR-NO 009077⇒, (-CAT)	<b>6PK2260</b>
						ALT, (AC), (MANL), MTR-NO 004957⇒, ⇒MTR-NO 009076, (-CAT)	<b>6PK2285</b>
						ALT, (AC), (AUTOM), MTR-NO 021005⇒, ⇒MTR-NO 042810, (-CAT)	<b>6PK2285</b>
						ALT, (-AC), (MANL), MTR-NO 009077⇒, (CAT)	<b>6PK2330</b>
						ALT, (-AC), (AUTOM), MTR-NO 042811⇒	<b>6PK2330</b>
						ALT, (-AC), (MANL), MTR-NO 004957⇒, ⇒MTR-NO 009076, (CAT)	<b>6PK2360</b>





## MERCEDES-BENZ

### CABRIOLET (A124)

						ALT, (-AC), (AUTOM), MTR-NO 021005⇒, ⇒MTR-NO 042810, (CAT)	<b>6PK2360</b>
						ALT, (AC), (AUTOM), MTR-NO 042811⇒, (CAT)	<b>6PK2415</b>
						ALT, (AC), (MANL), MTR-NO 009077⇒, (CAT)	<b>6PK2415</b>
						ALT, (AC), (AUTOM), ⇒MTR-NO 042810, (CAT)	<b>6PK2445</b>
						ALT, (AC), (MANL), ⇒MTR-NO 009076, (CAT)	<b>6PK2445</b>

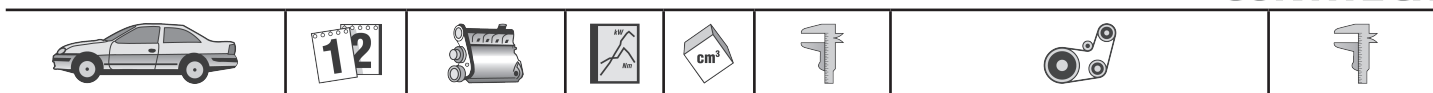
### CABRIOLET (W111)

280 SE 3.5 (111.025)	01/69-12/71	M116.980	147	3500		WP, FAN, PS, 2X ALT AC, 2X	<b>AVX10X1225</b> <b>AVX10X960</b> <b>AVX13X850</b>
----------------------	-------------	----------	-----	------	--	----------------------------------	---

### C-CLASS (W202)

C 180 (202.018)	11/94-05/00	M111.921	89	1799		ALT, (-AC) ALT, (AC), (LC) ALT, (AC), (-LC)	<b>6PK2055</b> <b>6PK2140</b> <b>6PK2155</b>
	03/93-05/00	M111.920, M111.921	90			ALT, PS ALT, PS, AC ALT, AC, 01/1996⇒	<b>6PK2040</b> <b>6PK2140</b> <b>6PK2155</b>
C 200 (202.020)	01/94-05/00	M111.941, M111.945	100	1998		(-AC), (LC), (MANL), MTR-CODE: 111.941, MTR-NO 028944⇒	<b>6PK2040</b>
						(-AC), (LC), (AUTOM), MTR-CODE: 111.941, MTR-NO 034155⇒	<b>6PK2040</b>
						(-AC), (-LC), (MANL), MTR-CODE: 111.941, ⇒MTR-NO 028943	<b>6PK2040</b>
						(-AC), (-LC), (AUTOM), MTR-CODE: 111.941, ⇒MTR-NO 034154	<b>6PK2040</b>
						(-AC), (LC), MTR-CODE: 111.945	<b>6PK2040</b>
						(-AC), (-LC), MTR-CODE: 111.941, (MANL), MTR-NO 028944⇒	<b>6PK2055</b>
						(-AC), (-LC), MTR-CODE: 111.941, (AU TOM), MTR-NO 034155⇒	<b>6PK2055</b>
						(-AC), (-LC), MTR-CODE: 111.945	<b>6PK2055</b>
						(AC), (LC), (MANL), MTR-CODE: 111.941, ⇒MTR-NO 028943	<b>6PK2140</b>
						(AC), (LC), (AUTOM), MTR-CODE: 111.941, ⇒MTR-NO 034154	<b>6PK2140</b>
	(AC), (LC), MTR-CODE: 111.945	<b>6PK2140</b>					
	(AC), (-LC), MTR-CODE: 111.941, (MANL), MTR-NO 028944⇒	<b>6PK2155</b>					
	(AC), (-LC), MTR-CODE: 111.941, (AU TOM), MTR-NO 034155⇒	<b>6PK2155</b>					
	(AC), (-LC), MTR-CODE: 111.945	<b>6PK2155</b>					
C 200 CDI (202.134)	03/98-05/00	OM611.960	75	2151		ALT, (-AC), (LC) ALT, (-AC), (LC) ALT, (-AC), (-LC) ALT, (-AC), (-LC) ALT, (AC), (LC) ALT, (AC), (LC) ALT, (AC), (-LC) ALT, (AC), (-LC) ONLY WITH VD1041, ONLY WITH VD1042 ALT, (Bosch), OE-NO 010 154 9502, 012 154 2202, 013 154 3602, FOR ALT: 90A ALT, (Bosch), FOR ALT: 115A, OE-NO 011 154 78 02, 010 154 96 02 OE-NO A611 030 10 03, A611 030 14 03, (Code: 170) OE-NO A611 030 02 03, A646 030 09 03, A611 030 05 03	<b>6PK2160</b> <b>6PK2160D1</b> <b>6PK2196</b> <b>6PK2196D1</b> <b>6PK2241</b> <b>6PK2241D1</b> <b>6PK2271</b> <b>6PK2271D2</b> <b>MS23</b> <b>AP9010</b> <b>AP9015</b> <b>VD1041</b> <b>VD1042</b>
C 200 D (202.120)	03/93-05/00	OM601.913	55	1997		ALT, PS ALT, PS, AC ALT, (Bosch), FOR ALT: 70A, OE-NO 008 154 96 02, FOR ALT: 90A, OE-NO 009 154 30 02 ALT, (Valeo), FOR ALT: 70A, OE-NO 009 154 41 02, FOR ALT: 90A, OE-NO 009 154 58 02	<b>6PK2050</b> <b>6PK2120</b> <b>AP9034</b> <b>AP9034</b>
C 200 D (202.122)	10/96-05/00	OM604.915	65	1997		ALT ALT, AC ALT, (Bosch), FOR ALT: 90A, OE-NO 009 154 30 02, 010 154 47 02, 010 154 48 02 ALT, (Valeo), FOR ALT: 90A, OE-NO 009 154 58 02, 010 154 54 02, 011 154 00 02	<b>6PK2050</b> <b>6PK2130</b> <b>AP9034</b> <b>AP9034</b>
C 200 Kompressor (202.025)	10/95-05/00	M111.944	132	1998		ALT, AIRC PS, (LC)	<b>6PK1330</b> <b>6PK1760</b>





## MERCEDES-BENZ

### C-CLASS (W202)

					PS	6PK1775
					PS, AC, (LC)	6PK1863
	11/96-05/00		141		ALT, AIRC	6PK1330
					PS	6PK1775
					PS, AC, (LC)	6PK1863
					PS, AC	6PK1873
C 220 (202.022)	03/93-05/00	M111.961	110	2199	ALT, PS	6PK2040
					ALT, PS, AC	6PK2140
C 220 CDI (202.133)	09/97-05/00	OM611.960	92	2151	ALT, (-AC), (LC)	6PK2160
					ALT, (-AC), (LC)	6PK2160D1
					ALT, (-AC), (-LC)	6PK2196
					ALT, (-AC), (-LC)	6PK2196D1
					ALT, (AC), (LC)	6PK2241
					ALT, (AC), (LC)	6PK2241D1
					ALT, (AC), (-LC)	6PK2271
					ALT, (AC), (-LC)	6PK2271D2
					ONLY WITH VD1041, ONLY WITH VD1042	MS23
					ALT, (Bosch), OE-NO 010 154 9502, 012	AP9010
					154 2202, 013 154 3602, FOR ALT: 90A	
					ALT, (Bosch), FOR ALT: 115A, OE-NO 011	AP9015
					154 78 02, 010 154 96 02	
					OE-NO A611 030 10 03, A611 030 14 03,	VD1041
					(Code: 170)	
					OE-NO A611 030 02 03, A646 030 09 03,	VD1042
					A611 030 05 03	
C 220 D	07/96-05/00	OM604.910	55	2155	ALT, (Bosch), FOR ALT: 70A, OE-NO 008	AP9034
					154 96 02, FOR ALT: 90A, OE-NO 009 154	
					30 02, 010 154 47 02, 010 154 48 02, FOR	
					ALT: 115A, OE-NO 010 154 94 02	
					ALT, (Valeo), FOR ALT: 70A, OE-NO 009	AP9034
					154 41 02, FOR ALT: 90A, OE-NO 009 154	
					58 02, 010 154 54 02, 011 154 00 02	
C 220 D (202.121)	08/93-05/00	OM604.910	70	2155	ALT, PS	6PK2050
					ALT, PS, AC	6PK2120
					ALT, (Bosch), FOR ALT: 70A, OE-NO 008	AP9034
					154 96 02, FOR ALT: 90A, OE-NO 009 154	
					30 02, 010 154 47 02, 010 154 48 02, FOR	
					ALT: 115A, OE-NO 010 154 94 02	
					ALT, (Valeo), FOR ALT: 70A, OE-NO 009	AP9034
					154 41 02, FOR ALT: 90A, OE-NO 009 154	
					58 02, 010 154 54 02, 011 154 00 02	
C 230 (202.023)	06/96-06/97	M111.974	110	2295	ALT, (-AC), (-LC)	6PK2055
					ALT, (AC), (LC)	6PK2140
					ALT, (AC), (-LC)	6PK2155
C 230 Kompressor (202.024)	10/95-05/00	M111.975	142	2295	ALT	6PK1330
					ALT, PS, (LC)	6PK1760
					ALT, PS	6PK1775
					ALT, PS, AC, (LC)	6PK1863
					ALT, PS, AC	6PK1873
C 240 (202.026)	06/97-05/00	M112.910	125	2398	ALT, PS, (-AC)	6PK2315
					ALT, PS, (AC)	6PK2390
					ALT, PS, (AC)	6PK2390D1
					ONLY WITH VD1070	MS32
						VD1070
C 250 D (202.125)	05/93-05/00	OM605.910	83	2497	ALT, PS	6PK2080
					ALT, PS, AC	6PK2140
					ALT, (Bosch), FOR ALT: 70A, OE-NO 008	AP9034
					154 96 02, FOR ALT: 90A, OE-NO 009 154	
					30 02, 010 154 47 02, 010 154 48 02	
					ALT, (Valeo), FOR ALT: 70A, OE-NO 009	AP9034
					154 41 02, FOR ALT: 90A, OE-NO 009 154	
					58 02, 010 154 54 02, 011 154 00 02	
C 250 Turbo-D (202.128)	10/95-05/00	OM605.960	110	2497	ALT, PS	6PK2080
					AC	6PK2145
C 280 (202.028)	05/93-05/00	M104.941	142	2799	ALT, ⇒12/1993, ⇒MTR-NO 004058,	6PK2080
					(MANL), ⇒MTR-NO 034966, (AUTOM)	
					ALT, (LC)	6PK2100
					ALT, 03/1996⇒	6PK2130
					ALT, ⇒03/1996, MTR-NO 004059⇒,	6PK2150
					(MANL), MTR-NO 034967⇒, (AUTOM)	
					ALT, AC, ⇒12/1993, ⇒MTR-NO 004058,	6PK2175
					(MANL), ⇒MTR-NO 034966, (AUTOM)	
					ALT, AC, 03/1996⇒, (LC)	6PK2205
					ALT, AC, 03/1996⇒	6PK2225
					ALT, AC, (-LC), 03/1996⇒	6PK2245
					ALT, AC, ⇒03/1996, MTR-NO 004059⇒,	6PK2257
					(MANL), MTR-NO 034967⇒, (AUTOM)	
C 280 (202.029)	06/97-05/00	M112.920	145	2799	ALT, PS, (-AC)	6PK2315



## MERCEDES-BENZ

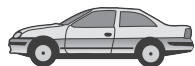
### C-CLASS (W202)

						ALT, PS, (AC) ALT, PS, (AC) ONLY WITH VD1070	<b>6PK2390</b> <b>6PK2390D1</b> <b>MS32</b> <b>VD1070</b>
C 36 AMG (202.028)	05/94-05/00	M104.941 (AMG3.6)	206	3606		ALT, 03/1996⇒, (LC) ALT, 03/1996⇒ ALT, ⇒03/1996, MTR-NO 004059⇒, (MANL), MTR-NO 034967⇒, (AUTOM) ALT, AC, (LC), 03/1996⇒ ALT, AC, 03/1996⇒ ALT, AC, (-LC), 03/1996⇒ ALT, AC, ⇒03/1996, MTR-NO 004059⇒, (MANL), MTR-NO 034967⇒, (AUTOM)	<b>6PK2100</b> <b>6PK2130</b> <b>6PK2150</b>  <b>6PK2205</b> <b>6PK2225</b> <b>6PK2245</b> <b>6PK2257</b>
C 43 AMG (202.033)	08/97-05/00	M113.944	225	4266		ALT, PS, AC ALT, PS, AC ONLY WITH VD1070	<b>6PK2390</b> <b>6PK2390D1</b> <b>MS32</b> <b>VD1070</b>

### C-CLASS (W203)

C 180 (203.035)	10/00-05/02	M111.951	95	1998		ALT, PS, (-AC) ALT, PS, AC	<b>6PK2035</b> <b>6PK2135</b>
C 180 Kompressor (203.046)	05/02-02/07	M271.946	105	1796		ALT, WP, PS, (-AC) ALT, WP, PS, AC ALT, (Bosch), FOR ALT: 120A, OE-NO 271 154 08 02 ALT, (Valeo), FOR ALT: 120A, OE-NO 271 154 09 02, ⇒PROD.NO Valeo 2542582 C ALT, (Valeo), OE-NO A 271 154 09 02, FOR ALT: 120A, PROD.NO Valeo 2542582 D⇒	<b>7PK2315</b> <b>7PK2418</b> <b>AP9020</b>  <b>AP9020</b>  <b>AP9026</b>
C 200 CDI	02/01-02/07	OM646.962	75	2148		ALT, (-AC) ALT, (AC) ⇒06/2006, ⇒MTR-NO 30562087, ALT, (AC), (5-GEAR-AUTOM) ONLY WITH VD1036 ALT, (Bosch), FOR ALT: 200A, OE-NO 013 154 00 02, 014 154 07 02	<b>6PK2190</b> <b>6PK2260</b> <b>6PK2260D1</b>  <b>MS23</b> <b>AP9027</b>  <b>VD1036</b>
C 200 CDI (203.004)	09/00-02/07	OM611.962	85	2148		ALT, WP, PS, (-AC) ALT, WP, PS, AC ALT, WP, PS, AC, (5-GEAR-AUTOM) ONLY WITH VD1036, ONLY WITH VD1042 ALT, (Delphi), FOR ALT: 190A, OE-NO 000 150 17 50, 000 150 25 50 (5-GEAR-AUTOM) (MANL)	<b>6PK2190</b> <b>6PK2260</b> <b>6PK2260D1</b> <b>MS23</b> <b>AP9024</b>  <b>VD1036</b> <b>VD1042</b>
C 200 CDI (203.007)	04/03-02/07	OM646.962	90	2148		ALT, WP, PS, (-AC) ALT, WP, PS, AC ⇒MTR-NO 30562087, ⇒06/2006, ALT, WP, PS, AC, (5-GEAR-AUTOM) MTR-NO 30562319⇒, 07/2006⇒, ALT, WP, PS, AC, (5-GEAR-AUTOM) ONLY WITH VD1036, ONLY WITH VD1042, MTR-NO 30562319⇒, 40008578⇒, 30528521⇒ ONLY WITH VD1036, ONLY WITH VD1042, ⇒MTR-NO 30528520, 40008577, 30562318 ALT, (Bosch), FOR ALT: 200A, OE-NO 013 154 00 02, 014 154 07 02 (5-GEAR-AUTOM), MTR-NO 30085732⇒ (MANL)	<b>6PK2190</b> <b>6PK2260</b> <b>6PK2260D1</b>  <b>6PK2260D3</b>  <b>MS16</b>  <b>MS23</b>  <b>AP9027</b>  <b>VD1036</b> <b>VD1042</b>
C 200 CGI Kompressor (203.043)	07/03-02/07	M271.942	125	1796		ALT, WP, PS, (-AC) ALT, WP, PS, AC ALT, (Bosch), OE-NO A 271 154 08 02, FOR ALT: 120A ALT, (Valeo), OE-NO A 271 154 09 02, ⇒PROD.NO Valeo 2542582 C, FOR ALT: 120A ALT, (Valeo), OE-NO A 271 0154 09 02, FOR ALT: 120A, PROD.NO Valeo 2542582 D⇒	<b>7PK2315</b> <b>7PK2418</b> <b>AP9020</b>  <b>AP9020</b>  <b>AP9026</b>
C 200 Kompressor (203.042)	05/02-02/07	M271.940	120	1796		ALT, WP, PS, (-AC) ALT, WP, PS, AC ALT, (Bosch), OE-NO A 271 154 08 02, FOR ALT: 120A ALT, (Valeo), OE-NO A 271 154 09 02, ⇒PROD.NO Valeo 2542582 C, FOR ALT: 120A ALT, (Valeo), OE-NO A 271 154 09 02, FOR	<b>7PK2315</b> <b>7PK2418</b> <b>AP9020</b>  <b>AP9020</b>  <b>AP9026</b>





## MERCEDES-BENZ

### C-CLASS (W203)

Model	Period	Part No.	Capacity	Year	Notes	Accessories
C 200 Kompressor (203.045)	05/00-05/02	M111.955	120	1998	ALT: 120A, PROD.NO Valeo 2542582 D⇒	AIRC ALT, WP, PS, (-AC), (LC) 6PK1352 ALT, WP, PS, (-AC), (-LC) 6PK1760 ALT, WP, PS, (AC), (LC) 6PK1775 6PK1863
C 220 CDI (203.006)	05/00-02/07	OM611.962	105	2148	ALT, WP, PS, (-AC) ALT, WP, PS, AC ALT, WP, PS, AC, (5-GEAR-AUTOM) ONLY WITH VD1036, ONLY WITH VD1042 ALT, (Delphi), FOR ALT: 190A, OE-NO 000 150 17 50, 000 150 25 50 (5-GEAR-AUTOM) (MANL)	6PK2190 6PK2260 6PK2260D1 MS23 AP9024 VD1036 VD1042
C 220 CDI (203.008)	02/04-02/07	OM646.963	110	2148	ALT, WP, PS, (-AC) ALT, WP, PS, AC ⇒06/2006, ⇒MTR-NO 30562087, ALT, WP, PS, AC, (5-GEAR-AUTOM) 07/2006⇒, MTR-NO 30562318⇒, ALT, WP, PS, AC, (5-GEAR-AUTOM) ONLY WITH VD1036, ONLY WITH VD1042, MTR-NO 30562319⇒, 40008578⇒ ONLY WITH VD1036, ONLY WITH VD1042, ⇒MTR-NO 30562318, 40008577 ALT, (Bosch), FOR ALT: 200A, OE-NO 013 154 00 02, 014 154 07 02 (5-GEAR-AUTOM), MTR-NO 30085732⇒ (MANL)	6PK2190 6PK2260 6PK2260D1 6PK2260D3 MS16 MS23 AP9027 VD1036 VD1042
C 230 (203.052)	01/05-02/07	M272.920	150	2496	ALT, WP, PS, AC ONLY WITH VD1072	6PK2404 MS32 VD1072
C 230 Kompressor (203.040)	02/04-02/07	M271.948	141	1796	ALT, WP, PS, (-AC) ALT, WP, PS, AC ALT, (Bosch), OE-NO A 271 154 08 02, FOR ALT: 120A ALT, (Valeo), OE-NO A 271 154 09 02, ⇒PROD.NO Valeo 2542582 C, FOR ALT: 120A ALT, (Valeo), OE-NO A 271 154 09 02, FOR ALT: 120A, PROD.NO Valeo 2542582 D⇒	7PK2315 7PK2418 AP9020 AP9020 AP9026
C 240 (203.061)	05/00-02/07	M112.912	125	2597	ALT, PS, AC, 03/2003⇒, CH-NO E 014992⇒ ALT, PS, AC, 03/2003⇒, CH-NO A 507496⇒ ALT, PS, AC, 03/2003⇒, CH-NO F 410069⇒ ALT, PS, AC, CH-NO R 108313⇒, 05/2003⇒ ALT, PS, AC, 03/2003⇒, CH-NO E 014992⇒ ALT, PS, AC, 03/2003⇒, CH-NO A 507496⇒ ALT, PS, AC, 03/2003⇒, CH-NO F 410069⇒ ALT, PS, AC, 05/2003⇒, CH-NO R 108313⇒ ALT, PS, AC, ⇒02/2003, ⇒CH-NO E 014991 ALT, PS, AC, ⇒02/2003, ⇒CH-NO A 507495 ALT, PS, AC, ⇒02/2003, ⇒CH-NO F 410068 ALT, PS, AC, ⇒CH-NO R 108312, ⇒04/2003 ALT, PS, AC, ⇒02/2003, ⇒CH-NO E 014991 ALT, PS, AC, ⇒02/2003, ⇒CH-NO A 507495 ALT, PS, AC, ⇒02/2003, ⇒CH-NO F 410068 ALT, PS, AC, ⇒04/2003, ⇒CH-NO R 108312 ONLY WITH VD1070	6PK2380 6PK2380 6PK2380 6PK2380 6PK2380D1 6PK2380D1 6PK2380D1 6PK2390 6PK2390 6PK2390 6PK2390D1 6PK2390D1 6PK2390D1 6PK2390D1 MS32 VD1070
C 240 4-matic (203.081)	07/02-02/07	M112.916	125	2597	ALT, PS, AC, 03/2003⇒, CH-NO E 014992⇒ ALT, PS, AC, 03/2003⇒, CH-NO A 507496⇒ ALT, PS, AC, 03/2003⇒, CH-NO F	6PK2380 6PK2380 6PK2380



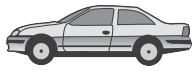
## MERCEDES-BENZ

C-CLASS (W203)



						410069⇒ ALT, PS, AC, CH-NO R 108313⇒, 05/2003⇒	<b>6PK2380</b>
						ALT, PS, AC, 03/2003⇒, CH-NO E 014992⇒	<b>6PK2380D1</b>
						ALT, PS, AC, 03/2003⇒, CH-NO A 507496⇒	<b>6PK2380D1</b>
						ALT, PS, AC, 03/2003⇒, CH-NO F 410069⇒	<b>6PK2380D1</b>
						ALT, PS, AC, 05/2003⇒, CH-NO R 108313⇒	<b>6PK2380D1</b>
						ALT, PS, AC, ⇒02/2003, ⇒CH-NO E 014991	<b>6PK2390</b>
						ALT, PS, AC, ⇒02/2003, ⇒CH-NO A 507495	<b>6PK2390</b>
						ALT, PS, AC, ⇒02/2003, ⇒CH-NO F 410068	<b>6PK2390</b>
						ALT, PS, AC, ⇒CH-NO R 108312, ⇒04/2003	<b>6PK2390</b>
						ALT, PS, AC, ⇒02/2003, ⇒CH-NO E 014991	<b>6PK2390D1</b>
						ALT, PS, AC, ⇒02/2003, ⇒CH-NO A 507495	<b>6PK2390D1</b>
						ALT, PS, AC, ⇒02/2003, ⇒CH-NO F 410068	<b>6PK2390D1</b>
						ALT, PS, AC, ⇒04/2003, ⇒CH-NO R 108312	<b>6PK2390D1</b>
						ONLY WITH VD1070	<b>MS32 VD1070</b>
C 270 CDI (203.016)	12/00-02/07	OM612.962	125	2685		ALT, WP, PS, (-AC) ALT, WP, PS, AC ⇒MTR-NO 51184580, ALT, WP, PS, AC ONLY WITH VD1036, MTR-NO 51184581⇒	<b>6PK2190 6PK2260 6PK2260D1 MS16 MS23 AP9024</b>
						ONLY WITH VD1036, ⇒MTR-NO 51184580 ALT, (Delphi), FOR ALT: 150A, OE-NO 000 150 05 50, ⇒MTR-NO 30 044707, FOR ALT: 190A, OE-NO 000 150 17 50, 000 150 25 50, MTR-NO 30 044708⇒	<b>VD1036</b>
C 280 (203.054)	01/05-02/07	M272.940	170	2996		ALT, WP, PS, AC ONLY WITH VD1072	<b>6PK2404 MS32 VD1072</b>
C 280 4-matic (203.092)	01/05-02/07	M272.941	170	2996		ALT, WP, PS, AC ONLY WITH VD1072	<b>6PK2404 MS32 VD1072</b>
C 30 CDI AMG (203.018)	01/03-02/07	OM612.990	170	2950		ALT ALT, (Bosch), FOR ALT: 150A, OE-NO 012 154 1502, 013 154 1302	<b>6PK2250 AP9010</b>
C 320 (203.064)	05/00-02/07	M112.946	160	3199		ALT, PS, AC, 03/2003⇒, CH-NO E 014992⇒	<b>6PK2380</b>
						ALT, PS, AC, 03/2003⇒, CH-NO A 507496⇒	<b>6PK2380</b>
						ALT, PS, AC, 03/2003⇒, CH-NO F 410069⇒	<b>6PK2380</b>
						ALT, PS, AC, CH-NO R 108313⇒, 05/2003⇒	<b>6PK2380</b>
						ALT, PS, AC, 03/2003⇒, CH-NO E 014992⇒	<b>6PK2380D1</b>
						ALT, PS, AC, 03/2003⇒, CH-NO A 507496⇒	<b>6PK2380D1</b>
						ALT, PS, AC, 03/2003⇒, CH-NO F 410069⇒	<b>6PK2380D1</b>
						ALT, PS, AC, 05/2003⇒, CH-NO R 108313⇒	<b>6PK2380D1</b>
						ALT, PS, AC, ⇒02/2003, ⇒CH-NO E 014991	<b>6PK2390</b>
						ALT, PS, AC, ⇒02/2003, ⇒CH-NO A 507495	<b>6PK2390</b>
						ALT, PS, AC, ⇒02/2003, ⇒CH-NO F 410068	<b>6PK2390</b>
						ALT, PS, AC, ⇒CH-NO R 108312, ⇒04/2003	<b>6PK2390</b>
						ALT, PS, AC, ⇒02/2003, ⇒CH-NO E 014991	<b>6PK2390D1</b>
						ALT, PS, AC, ⇒02/2003, ⇒CH-NO A 507495	<b>6PK2390D1</b>
						ALT, PS, AC, ⇒02/2003, ⇒CH-NO F 410068	<b>6PK2390D1</b>





## MERCEDES-BENZ

### C-CLASS (W203)

					ALT, PS, AC, ⇒04/2003, ⇒CH-NO R 108312 ONLY WITH VD1070	6PK2390D1 MS32 VD1070
C 320 4-matic (203.084)	07/02-02/07	M112.953	160	3199	ALT, PS, AC, 03/2003⇒, CH-NO E 014992⇒ ALT, PS, AC, 03/2003⇒, CH-NO A 507496⇒ ALT, PS, AC, 03/2003⇒, CH-NO F 410069⇒ ALT, PS, AC, CH-NO R 108313⇒, 05/2003⇒ ALT, PS, AC, 03/2003⇒, CH-NO E 014992⇒ ALT, PS, AC, 03/2003⇒, CH-NO A 507496⇒ ALT, PS, AC, 03/2003⇒, CH-NO F 410069⇒ ALT, PS, AC, 05/2003⇒, CH-NO R 108313⇒ ALT, PS, AC, ⇒02/2003, ⇒CH-NO E 014991 ALT, PS, AC, ⇒02/2003, ⇒CH-NO A 507495 ALT, PS, AC, ⇒02/2003, ⇒CH-NO F 410068 ALT, PS, AC, ⇒CH-NO R 108312, ⇒04/2003 ALT, PS, AC, ⇒02/2003, ⇒CH-NO E 014991 ALT, PS, AC, ⇒02/2003, ⇒CH-NO A 507495 ALT, PS, AC, ⇒02/2003, ⇒CH-NO F 410068 ALT, PS, AC, ⇒04/2003, ⇒CH-NO R 108312 ONLY WITH VD1070	6PK2380 6PK2380 6PK2380 6PK2380 6PK2380D1 6PK2380D1 6PK2380D1 6PK2380D1 6PK2390 6PK2390 6PK2390 6PK2390 6PK2390D1 6PK2390D1 6PK2390D1 6PK2390D1 6PK2390D1 6PK2390D1
C 320 CDI (203.020)	01/05-02/07	OM642.910	165	2987	ALT, WP, PS, AC ALT, WP, PS, AC ONLY WITH VD1073	7PK2035 7PK2035D1 MS33 VD1073
C 350 (203.056)	01/05-02/07	M272.960	200	3498	ALT, WP, PS, AC	6PK2404
C 350 4-matic (203.087)	01/05-02/07	M272.970	200	3498	ALT, WP, PS, AC	6PK2404
<b>C-CLASS Coupe (C204)</b>						
C 180 (204.349)	06/11-	M271.820	115	1796	ALT, (Valeo), FOR ALT: 120A, OE-NO 014 154 14 02, FOR ALT: 150A, OE-NO 014 154 15 02, 000 906 30 00, 013 154 33 02, MTR-CODE: M271.820	AP9050
C 220 CDI (204.302)	06/11-	OM651.911	125	2143	ALT, (Valeo), FOR ALT: 150A, OE-NO 014 154 11 02, 000 903 04 01, FOR ALT: 180A, OE-NO 013 154 68 02, 000 906 79 00, MTR-CODE: OM 651.911	AP9050
C 250 (204.347)	06/11-	M271.860	150	1796	ALT, (Valeo), FOR ALT: 120A, OE-NO 014 154 14 02, FOR ALT: 150A, OE-NO 014 154 15 02, 000 906 30 00, 013 154 33 02, MTR-CODE: M271.820	AP9050
C 250 CDI (204.303)	06/11-	OM651.911	150	2143	ALT, (Valeo), FOR ALT: 150A, OE-NO 014 154 11 02, 000 903 04 01, FOR ALT: 180A, OE-NO 013 154 68 02, 000 906 79 00, MTR-CODE: OM 651.911	AP9050
<b>C-CLASS Coupe (CL203)</b>						
C 160 Kompressor (203.730)	05/02-05/08	M271.921	90	1796	ALT, (-AC) ALT, (AC) ALT, (Bosch), OE-NO A 271 154 08 02, FOR ALT: 120A ALT, (Valeo), OE-NO A 271 154 09 02, ⇒PROD.NO Valeo 2542582 C, FOR ALT: 120A ALT, (Valeo), OE-NO A 271 154 09 02, FOR ALT: 120A, PROD.NO Valeo 2542582 D⇒	7PK2315 7PK2418 AP9020 AP9020 AP9026
C 180 (203.735)	03/01-05/02	M111.951	95	1998	ALT, PS, (-AC) ALT, PS, AC	6PK2035 6PK2135
C 180 Kompressor (203.746)	05/02-05/08	M271.946	105	1796	ALT, (-AC) ALT, (AC) ALT, (Bosch), OE-NO A 271 154 08 02, FOR ALT: 120A ALT, (Valeo), OE-NO A 271 154 09 02,	7PK2315 7PK2418 AP9020 AP9020

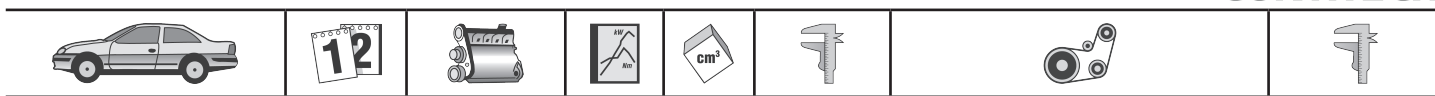


## MERCEDES-BENZ

### C-CLASS Coupe (CL203)

					⇒PROD.NO Valeo 2542582 C, FOR ALT: 120A ALT, (Valeo), OE-NO A 271 154 09 02, FOR ALT: 120A, PROD.NO Valeo 2542582 D⇒	<b>AP9026</b>
C 200 CDI (203.707)	03/03-05/08	OM646.962	90	2148	ALT, (-AC) ALT, (AC) ⇒06/2006, ⇒MTR-NO 30562087, ALT, (AC), (5-GEAR-AUTOM) ONLY WITH VD1036, ONLY WITH VD1042, MTR-NO 30562319⇒, 40008578⇒, 30528521⇒ ONLY WITH VD1036, ONLY WITH VD1042, ⇒MTR-NO 30528520, 40008577, 30562318 ALT, (Bosch), FOR ALT: 200A, OE-NO 013 154 00 02, 014 154 07 02 (5-GEAR-AUTOM), MTR-NO 30085732⇒ (MANL)	<b>6PK2190</b> <b>6PK2260</b> <b>6PK2260D1</b> <b>MS16</b> <b>MS23</b> <b>AP9027</b> <b>VD1036</b> <b>VD1042</b>
C 200 CGI Kompressor (203.743)	03/03-05/08	M271.942	125	1796	ALT, WP, PS, (-AC) ALT, WP, PS, AC ALT, (Bosch), OE-NO A 271 154 08 02, FOR ALT: 120A ALT, (Valeo), OE-NO A 271 154 09 02, ⇒PROD.NO Valeo 2542582 C, FOR ALT: 120A ALT, (Valeo), OE-NO A 271 154 09 02, FOR ALT: 120A, PROD.NO Valeo 2542582 D⇒	<b>7PK2315</b> <b>7PK2418</b> <b>AP9020</b> <b>AP9020</b> <b>AP9026</b>
C 200 Kompressor (203.742)	05/02-05/08	M271.940	120	1796	ALT, WP, PS, (-AC) ALT, WP, PS, AC ALT, (Bosch), OE-NO A 271 154 08 02, FOR ALT: 120A ALT, (Valeo), OE-NO A 271 154 09 02, ⇒PROD.NO Valeo 2542582 C, FOR ALT: 120A ALT, (Valeo), OE-NO A 271 154 09 02, FOR ALT: 120A, PROD.NO Valeo 2542582 D⇒	<b>7PK2315</b> <b>7PK2418</b> <b>AP9020</b> <b>AP9020</b> <b>AP9026</b>
C 200 Kompressor (203.745)	03/01-05/02	M111.955	120	1998	AIRC ALT, WP, PS, (-AC), (LC) ALT, WP, PS, (-AC), (-LC) ALT, WP, PS, (AC), (LC)	<b>6PK1352</b> <b>6PK1760</b> <b>6PK1775</b> <b>6PK1863</b>
C 220 CDI (203.706)	03/01-05/08	OM611.962	105	2148	ALT, WP, PS, (-AC) ALT, WP, PS, AC ALT, WP, PS, AC, (5-GEAR-AUTOM) ONLY WITH VD1036 ALT, (Delphi), FOR ALT: 190A, OE-NO 000 154 17 50, 000 154 25 50	<b>6PK2190</b> <b>6PK2260</b> <b>6PK2260D1</b> <b>MS23</b> <b>AP9024</b> <b>VD1036</b>
C 220 CDI (203.708)	02/04-05/08	OM646.963	110	2148	ALT, (-AC) ALT, (AC) ⇒06/2006, ⇒MTR-NO 30562087, ALT, (AC), (5-GEAR-AUTOM) ONLY WITH VD1036, ONLY WITH VD1042, MTR-NO 30562319⇒, 40008578⇒ ONLY WITH VD1036, ONLY WITH VD1042, ⇒MTR-NO 30562318, 40008577 ALT, (Bosch), FOR ALT: 200A, OE-NO 013 154 00 02, 014 154 07 02 (5-GEAR-AUTOM) (MANL)	<b>6PK2190</b> <b>6PK2260</b> <b>6PK2260D1</b> <b>MS16</b> <b>MS23</b> <b>AP9027</b> <b>VD1036</b> <b>VD1042</b>
C 230 (203.752)	01/05-05/08	M272.920	150	2496	ALT, WP, PS, AC ONLY WITH VD1072	<b>6PK2404</b> <b>MS32</b> <b>VD1072</b>
C 230 Kompressor (203.740)	05/02-05/08	M271.948	141	1796	ALT, WP, PS, (-AC) ALT, WP, PS, AC ALT, (Bosch), OE-NO A 271 154 08 02, FOR ALT: 120A ALT, (Valeo), OE-NO A 271 154 09 02, ⇒PROD.NO Valeo 2542582 C, FOR ALT: 120A ALT, (Valeo), OE-NO A 271 154 09 02, FOR ALT: 120A, PROD.NO Valeo 2542582 D⇒	<b>7PK2315</b> <b>7PK2418</b> <b>AP9020</b> <b>AP9020</b> <b>AP9026</b>
C 230 Kompressor (203.747)	03/01-05/02	M111.981	145	2295	AIRC ALT, WP, PS, (-AC), (LC) ALT, WP, PS, (-AC), (-LC) ALT, WP, PS, (AC), (LC)	<b>6PK1352</b> <b>6PK1760</b> <b>6PK1775</b> <b>6PK1863</b>
C 30 CDI AMG (203.718)	09/02-05/08	OM612.990	170	2950	ALT, (-AC) ALT, (AC) ALT, (Bosch), FOR ALT: 150A, OE-NO 012	<b>6PK2190</b> <b>6PK2250</b> <b>AP9010</b>





## MERCEDES-BENZ

### C-CLASS Coupe (CL203)

↔ C 320 (203.764)	09/02-05/08	M112.946	160	3199	ALT, PS, AC, CH-NO A 507496⇒, 03/2003⇒ ALT, PS, AC, CH-NO E 020000⇒, 01/2007⇒ ALT, PS, AC, 02/2003⇒, CH-NO A 507496⇒ ALT, PS, AC, 01/2007⇒, CH-NO E 020000⇒ ALT, PS, AC, ⇒CH-NO E 019999, ⇒12/2006 ALT, PS, AC, ⇒CH-NO A 507495, ⇒02/2003 ALT, PS, AC, ⇒CH-NO E 019999, ⇒12/2006 ALT, PS, AC, ⇒CH-NO A 507495, ⇒02/2003 ONLY WITH VD1070	6PK2380 6PK2380 6PK2380D1 6PK2380D1 6PK2390 6PK2390 6PK2390D1 6PK2390D1 MS32 VD1070
C 350 (203.756)	01/05-05/08	M272.960	200	3498	ALT, AC	6PK2404

### C-CLASS Kombi (S202)

C 180 T (202.078)	06/96-09/00	M111.920, M111.921	90	1799	ALT, (-AC) ALT, (AC), (LC) ALT, (AC), OE-NO A 009 997 91 92 ALT, (AC), (-LC)	6PK2055 6PK2140 6PK2150 6PK2155
C 180 T (202.081)	09/00-03/01	M111.952	95	1998	ALT, PS, (-AC) ALT, PS, AC	6PK2035 6PK2135
C 200 T (202.080)	06/96-03/01	M111.941, M111.945	100	1998	(-AC), (LC), (MANL), MTR-CODE: 111.941, MTR-NO 028944⇒ (-AC), (LC), (AUTOM), MTR-CODE: 111.941, MTR-NO 034155⇒ (-AC), (-LC), (MANL), MTR-CODE: 111.941, ⇒MTR-NO 028943 (-AC), (-LC), (AUTOM), MTR-CODE: 111.941, ⇒MTR-NO 034154 (-AC), (LC), MTR-CODE: 111.945 (-AC), (-LC), MTR-CODE: 111.941, (MANL), MTR-NO 028944⇒ (-AC), (-LC), MTR-CODE: 111.941, (AU TOM), MTR-NO 034155⇒ (-AC), (-LC), MTR-CODE: 111.945 (AC), (LC), (MANL), MTR-CODE: 111.941, ⇒MTR-NO 028943 (AC), (LC), (AUTOM), MTR-CODE: 111.941, ⇒MTR-NO 034154 (AC), (LC), MTR-CODE: 111.945 (AC), (-LC), MTR-CODE: 111.941, (MANL), MTR-NO 028944⇒ (AC), (-LC), MTR-CODE: 111.941, (AU TOM), MTR-NO 034155⇒ (AC), (-LC), MTR-CODE: 111.945	6PK2040 6PK2040 6PK2040 6PK2040 6PK2055 6PK2055 6PK2140 6PK2140 6PK2155 6PK2155 6PK2140 6PK2140 6PK2155 6PK2155 6PK2140 6PK2155 6PK2155 6PK2155
C 200 T CDI (202.194)	03/98-03/01	OM611.960	75	2151	ALT, (-AC), (LC) ALT, (-AC), (LC) ALT, (-AC), (-LC) ALT, (-AC), (-LC) ALT, (AC), (LC) ALT, (AC), (LC) ALT, (AC), (-LC) ALT, (AC), (-LC) ONLY WITH VD1041, ONLY WITH VD1042 ALT, (Bosch), OE-NO 010 154 9502, 012 154 2202, 013 154 3602, FOR ALT: 90A ALT, (Bosch), FOR ALT: 115A, OE-NO 011 154 78 02, 010 154 96 02 OE-NO A611 030 10 03, A611 030 14 03, (Code: 170) OE-NO A611 030 02 03, A646 030 09 03, A611 030 05 03	6PK2160 6PK2160D1 6PK2196 6PK2196D1 6PK2241 6PK2241D1 6PK2271 6PK2271D2 MS23 AP9010 AP9015 VD1041 VD1042
C 200 T D (202.180)	10/96-03/01	OM604.915	65	1997	ALT ALT, AC ALT, (Bosch), FOR ALT: 90A, OE-NO 009 154 30 02, 010 154 47 02, 010 154 48 02 ALT, (Valeo), FOR ALT: 90A, OE-NO 009 154 58 02, 010 154 54 02, 011 154 00 02	6PK2050 6PK2130 AP9034 AP9034
C 200 T Kompressor (202.087)	09/00-03/01	M111.956	120	1998	ALT PS, (-AC), (LC) PS, (-AC), (-LC) PS, (AC), (LC) PS, (AC), (-LC)	6PK1352 6PK1760 6PK1775 6PK1863 6PK1870







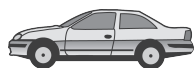
MERCEDES-BENZ

## MERCEDES-BENZ

### C-CLASS Kombi (S202)

↔ C 220 T CDI (202.193)	09/97-03/01	OM611.960	92	2151	ALT, (-AC), (LC) ALT, (-AC), (LC) ALT, (-AC), (-LC) ALT, (-AC), (-LC) ALT, (AC), (LC) ALT, (AC), (LC) ALT, (AC), (-LC) ALT, (AC), (-LC) ONLY WITH VD1041, ONLY WITH VD1042 ALT, (Bosch), OE-NO 010 154 9502, 012 154 2202, 013 154 3602, FOR ALT: 90A ALT, (Bosch), FOR ALT: 115A, OE-NO 011 154 78 02, 010 154 96 02 OE-NO A611 030 10 03, A611 030 14 03, (Code: 170) OE-NO A611 030 02 03, A646 030 09 03, A611 030 05 03	6PK2160 6PK2160D1 6PK2196 6PK2196D1 6PK2241 6PK2241D1 6PK2271 6PK2271D2 MS23 AP9010 AP9015 VD1041 VD1042
C 220 T D	06/96-03/01	OM604.910	55	2155	ALT, (Bosch), FOR ALT: 70A, OE-NO 008 154 96 02, FOR ALT: 90A, OE-NO 009 154 30 02, 010 154 47 02, 010 154 48 02, FOR ALT: 115A, OE-NO 010 154 94 02 ALT, (Valeo), FOR ALT: 70A, OE-NO 009 154 41 02, FOR ALT: 90A, OE-NO 009 154 58 02, 010 154 54 02, 011 154 00 02	AP9034 AP9034
C 220 T D (202.182)	06/96-09/98	OM604.910	70	2155	ALT ALT, AC ALT, (Bosch), FOR ALT: 70A, OE-NO 008 154 96 02, FOR ALT: 90A, OE-NO 009 154 30 02, 010 154 47 02, 010 154 48 02, FOR ALT: 115A, OE-NO 010 154 94 02 ALT, (Valeo), FOR ALT: 70A, OE-NO 009 154 41 02, FOR ALT: 90A, OE-NO 009 154 58 02, 010 154 54 02, 011 154 00 02	6PK2050 6PK2120 AP9034 AP9034
C 230 T (202.083)	06/96-06/98	M111.974	110	2295	ALT, (-AC), (-LC) ALT, (AC), (LC) ALT, (AC), (-LC)	6PK2055 6PK2140 6PK2155
C 230 T Kompressor (202.085)	06/97-09/00	M111.975	142	2295	ALT ALT, PS, (LC) ALT, PS ALT, PS, AC, (LC) ALT, PS, AC	6PK1330 6PK1760 6PK1775 6PK1863 6PK1873
C 240 T (202.086)	06/97-09/00	M112.910	125	2398	ALT, PS, (-AC) ALT, PS, (AC) ALT, PS, (AC) ONLY WITH VD1070	6PK2315 6PK2390 6PK2390D1 MS32 VD1070
C 240 T (202.088)	09/00-03/01	M112.915	125	2597	ALT, PS, (-AC) ALT, PS, (AC) ALT, PS, (AC) ONLY WITH VD1070	6PK2315 6PK2390 6PK2390D1 MS32 VD1070
C 250 T Turbo-D (202.188)	06/96-03/01	OM605.960	110	2497	ALT ALT, AC ALT, (Bosch), FOR ALT: 90A, OE-NO 009 154 30 02, 010 154 47 02, 010 154 48 02 ALT, (Valeo), FOR ALT: 90A, OE-NO 009 154 58 02, 010 154 54 02, 011 154 00 02	6PK2080 6PK2145 AP9034 AP9034
C 280 T (202.089)	06/97-03/01	M112.920	145	2799	ALT, PS, (-AC) ALT, PS, (AC) ALT, PS, (AC) ONLY WITH VD1070	6PK2315 6PK2390 6PK2390D1 MS32 VD1070
C 43 AMG (202.093)	08/97-03/01	M113.944	225	4266	ALT, PS, AC ALT, PS, AC ONLY WITH VD1070	6PK2390 6PK2390D1 MS32 VD1070
<b>C-CLASS T-Model (S203)</b>						
C 180 (203.235)	03/01-05/02	M111.951	95	1998	ALT, PS, (-AC) ALT, PS, AC	6PK2035 6PK2135
C 180 Kompressor (203.246)	05/02-08/07	M271.946	105	1796	ALT, WP, PS, (-AC) ALT, WP, PS, AC ALT, (Bosch), FOR ALT: 120A, OE-NO 271 154 08 02 ALT, (Valeo), FOR ALT: 120A, OE-NO 271 154 09 02, ⇒PROD.NO Valeo 2542582 C ALT, (Valeo), FOR ALT: 120A, OE-NO 271 154 09 02, PROD.NO Valeo 2542582 D⇒	7PK2315 7PK2418 AP9020 AP9020 AP9026
C 200 CDI	03/01-08/07	OM646.962	75	2148	ALT, (Bosch), FOR ALT: 200A, OE-NO 013	AP9027

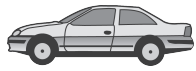




## MERCEDES-BENZ

### C-CLASS T-Model (S203)

					154 00 02, 014 154 07 02	
C 200 CDI (203.204)	03/01-08/07	OM611.962	85	2148	ALT, WP, PS, (-AC) ALT, WP, PS, AC ALT, WP, PS, AC, (5-GEAR-AUTOM) ONLY WITH VD1036, ONLY WITH VD1042 ALT, (Delphi), FOR ALT: 190A, OE-NO 000 154 17 50, 000 154 25 50 (5-GEAR-AUTOM) (MANL)	6PK2190 6PK2260 6PK2260D1 MS23 AP9024 VD1036 VD1042
C 200 CDI (203.207)	04/03-08/07	OM646.962	90	2148	ALT, WP, PS, (-AC) ALT, WP, PS, AC ⇒03/2006, ⇒MTR-NO 30528520, ALT, WP, PS, AC, (5-GEAR-AUTOM) 07/2006⇒, MTR-NO 30562088⇒, ALT, WP, PS, AC, (5-GEAR-AUTOM) ONLY WITH VD1036, ONLY WITH VD1042, MTR-NO 30562319⇒, 40008578⇒, 30528521⇒ ONLY WITH VD1036, ONLY WITH VD1042, ⇒MTR-NO 30528520, 40008577, 30562318 ALT, (Bosch), FOR ALT: 200A, OE-NO 013 154 00 02, 014 154 07 02 (5-GEAR-AUTOM), MTR-NO 30085732⇒ (MANL)	6PK2190 6PK2260 6PK2260D1 6PK2260D3 MS16 MS23 AP9027 VD1036 VD1042
C 200 CGI Kompressor (203.243)	07/03-08/07	M271.942	125	1796	ALT, WP, PS, (-AC) ALT, WP, PS, AC ALT, (Bosch), FOR ALT: 120A, OE-NO 271 154 08 02 ALT, (Valeo), FOR ALT: 120A, OE-NO 271 09 02, ⇒PROD.NO Valeo 2542582 C ALT, (Valeo), FOR ALT: 120A, OE-NO 271 154 09 02, PROD.NO Valeo 2542582 D⇒	7PK2315 7PK2418 AP9020 AP9020 AP9026
C 200 Kompressor (203.242)	05/02-08/07	M271.940	120	1796	ALT, WP, PS, (-AC) ALT, WP, PS, AC ALT, (Bosch), FOR ALT: 120A, OE-NO 271 154 08 02 ALT, (Valeo), FOR ALT: 120A, OE-NO 271 154 09 02, ⇒PROD.NO Valeo 2542582 C ALT, (Valeo), FOR ALT: 120A, OE-NO 271 154 09 02, PROD.NO Valeo 2542582 D⇒	7PK2315 7PK2418 AP9020 AP9020 AP9026
C 200 Kompressor (203.245)	03/01-05/02	M111.955	120	1998	AIRC ALT, WP, PS, (-AC), (LC) ALT, WP, PS, (-AC), (-LC) ALT, WP, PS, (AC), (LC)	6PK1352 6PK1760 6PK1775 6PK1863
C 220 CDI (203.206)	03/01-08/07	OM611.962	105	2148	ALT, WP, PS, (-AC) ALT, WP, PS, AC ALT, WP, PS, AC, (5-GEAR-AUTOM) ONLY WITH VD1036, ONLY WITH VD1042 ALT, (Delphi), FOR ALT: 190A, OE-NO 000 154 17 50, 000 154 25 50 (5-GEAR-AUTOM) (MANL)	6PK2190 6PK2260 6PK2260D1 MS23 AP9024 VD1036 VD1042
C 220 CDI (203.208)	02/04-08/07	OM646.963	110	2148	ALT, WP, PS, (-AC) ALT, WP, PS, AC ⇒06/2006, ⇒MTR-NO 30562087, ALT, WP, PS, AC, (5-GEAR-AUTOM) 07/2006⇒, MTR-NO 30562319⇒, ALT, WP, PS, AC, (5-GEAR-AUTOM) ONLY WITH VD1036, ONLY WITH VD1042, MTR-NO 30562319⇒, 40008578⇒ ONLY WITH VD1036, ONLY WITH VD1042, ⇒MTR-NO 30562318, 40008577 ALT, (Bosch), FOR ALT: 200A, OE-NO 013 154 00 02, 014 154 07 02 (5-GEAR-AUTOM), MTR-NO 30085732⇒ (MANL)	6PK2190 6PK2260 6PK2260D1 6PK2260D3 MS16 MS23 AP9027 VD1036 VD1042
C 230 (203.252)	01/05-08/07	M272.920	150	2496	ALT, WP, PS, AC ONLY WITH VD1072	6PK2404 MS32 VD1072
C 230 Kompressor (203.240)	02/04-08/07	M271.948	141	1796	ALT, WP, PS, (-AC) ALT, WP, PS, AC ALT, (Bosch), FOR ALT: 120A, OE-NO 271 154 08 02 ALT, (Valeo), FOR ALT: 120A, OE-NO 271 154 09 02, ⇒PROD.NO Valeo 2542582 C ALT, (Valeo), FOR ALT: 120A, OE-NO 271 154 09 02, PROD.NO Valeo 2542582 D⇒	7PK2315 7PK2418 AP9020 AP9020 AP9026



## MERCEDES-BENZ

### C-CLASS T-Model (S203)

↔ C 240 (203.261)	03/01-08/07	M112.912	125	2597	ALT, PS, AC, 03/2003⇒, CH-NO F 410069⇒ ALT, PS, AC, 03/2003⇒, CH-NO F 410069⇒ ALT, PS, AC, ⇒02/2003, ⇒CH-NO F 410068 ALT, PS, AC, ⇒02/2003, ⇒CH-NO F 410068 ONLY WITH VD1070	6PK2380 6PK2380D1 6PK2390 6PK2390D1 MS32 VD1070
C 240 4-matic (203.281)	07/02-08/07	M112.916	125	2597	ALT, PS, AC, CH-NO F 410069⇒, 03/2003⇒ ALT, PS, AC, 03/2003⇒, CH-NO F 410069⇒ ALT, PS, AC, ⇒CH-NO F 410068, ⇒02/2003 ALT, PS, AC, ⇒CH-NO F 410068, ⇒02/2003 ONLY WITH VD1070	6PK2380 6PK2380D1 6PK2390 6PK2390D1 MS32 VD1070
C 270 CDI (203.216)	03/01-08/07	OM612.962	125	2685	ALT, WP, PS, (-AC) ALT, WP, PS, AC ⇒MTR-NO 51184580, ALT, WP, PS, AC ONLY WITH VD1036, MTR-NO 51184581⇒ ONLY WITH VD1036, ⇒MTR-NO 51184580 ALT, (Delphi), FOR ALT: 150A, OE-NO 000 150 05 50, ⇒MTR-NO 30 044707, FOR ALT: 190A, OE-NO 000 150 17 50, 000 150 25 50, MTR-NO 30 044708⇒ (5-GEAR-AUTOM), OE-NO A611 030 17 03	6PK2190 6PK2260 6PK2260D1 MS16 MS23 AP9024 VD1036
C 280 (203.254)	01/05-08/07	M272.940	170	2996	ALT, WP, PS, AC ONLY WITH VD1072	6PK2404 MS32 VD1072
C 280 4-matic (203.292)	01/05-08/07	M272.941	170	2996	ALT, WP, PS, AC ONLY WITH VD1072	6PK2404 MS32 VD1072
C 30 CDI AMG (203.218)	01/03-08/07	OM612.990	170	2950	ALT ALT, (Bosch), FOR ALT: 150A, OE-NO 012 154 1502, 013 154 1302	6PK2250 AP9010
C 320 (203.264)	03/01-08/07	M112.946	160	3199	ALT, PS, AC, 03/2003⇒, CH-NO F 410069⇒ ALT, PS, AC, 03/2003⇒, CH-NO F 410069⇒ ALT, PS, AC, ⇒02/2003, ⇒CH-NO F 410068 ALT, PS, AC, ⇒02/2003, ⇒CH-NO F 410068 ONLY WITH VD1070	6PK2380 6PK2380D1 6PK2390 6PK2390D1 MS32 VD1070
C 320 4-matic (203.284)	07/02-08/07	M112.953	160	3199	ALT, PS, AC, CH-NO F 410069⇒, 03/2003⇒ ALT, PS, AC, 03/2003⇒, CH-NO F 410069⇒ ALT, PS, AC, ⇒CH-NO F 410068, ⇒02/2003 ALT, PS, AC, ⇒02/2003, ⇒CH-NO F 410068 ONLY WITH VD1070	6PK2380 6PK2380D1 6PK2390 6PK2390D1 MS32 VD1070
C 320 CDI (203.220)	06/05-08/07	OM642.910	165	2987	ALT, WP, PS, AC ALT, WP, PS, AC ONLY WITH VD1073	7PK2035 7PK2035D1 MS33 VD1073
C 350 (203.256)	01/05-08/07	M272.960	200	3498	ALT, WP, PS, AC	6PK2404
C 350 4-matic (203.287)	01/05-08/07	M272.970	200	3498	ALT, WP, PS, AC	6PK2404
<b>CLC-CLASS (CL203)</b>						
CLC 160 (203.731)	02/09-06/11	M271.911	95	1597	ALT, (-AC) ALT, (AC) ALT, (Valeo), FOR ALT: 120A, OE-NO 271 154 14 02	7PK2315 7PK2418 AP9026
CLC 180 Kompressor (203.746)	05/08-06/11	M271.946	105	1796	ALT, (-AC) ALT, (AC) ALT, (Bosch), FOR ALT: 120A, OE-NO 271 154 08 02 ALT, (Valeo), FOR ALT: 120A, OE-NO 271 154 09 02, ⇒PROD.NO Valeo 2542582 C ALT, (Valeo), FOR ALT: 120A, OE-NO 271 154 09 02, PROD.NO 2542582 D⇒	7PK2315 7PK2418 AP9020 AP9020 AP9026





## MERCEDES-BENZ

CLC-CLASS (CL203)							
↔ CLC 200 CDI (203.707)	05/08-06/11	OM646.962	90	2148		ALT, (-AC) ALT, (AC) ALT, (Bosch), FOR ALT: 200A, OE-NO 013 154 00 02, 014 154 07 02	6PK2190 6PK2260 AP9027
CLC 200 Kompressor (203.741)	05/08-06/11	M271.955	135	1796		ALT, (-AC) ALT, (AC) ALT, (Valeo), FOR ALT: 120A, OE-NO 271 154 09 02	7PK2315 7PK2418 AP9026
CLC 220 CDI (203.708)	05/08-06/11	OM646.963	110	2148		ALT, (-AC) ALT, (AC) ALT, (Bosch), FOR ALT: 200A, OE-NO 013 154 00 02, 014 154 07 02	6PK2190 6PK2260 AP9027
CLC 230 (203.752)	05/08-06/11	M272.920	150	2496		ALT, AC ONLY WITH VD1072	6PK2404 MS32 VD1072
CLC 350 (203.756)	05/08-06/11	M272.960	200	3498		ALT, AC	6PK2404
CLK (C208)							
200 (208.335)	06/97-06/02	M111.941, M111.945	100	1998		(-AC), (LC), MTR-CODE: 111.945 (-AC), (-LC), MTR-CODE: 111.945 (AC), (LC), MTR-CODE: 111.945 (AC), (-LC), MTR-CODE: 111.945	6PK2040 6PK2055 6PK2140 6PK2155
200 Kompressor (208.344)	06/00-06/02	M111.956	120	1998		ALT PS, (-AC), (LC) PS, (-AC), (-LC) PS, (AC), (LC) PS, (AC), (-LC)	6PK1330 6PK1760 6PK1775 6PK1863 6PK1873
200 Kompressor (208.345)	06/97-06/00	M111.944	141	1998		ALT PS, (-AC), (LC) PS, (-AC), (-LC) PS, (AC), (LC) PS, (AC), (-LC)	6PK1330 6PK1760 6PK1775 6PK1863 6PK1873
230 Kompressor (208.347)	06/97-06/00	M111.973, M111.975	142	2295		ALT PS, (-AC), (LC) PS, (-AC), (-LC) PS, (AC), (LC) PS, (AC), (-LC)	6PK1330 6PK1760 6PK1775 6PK1863 6PK1873
230 Kompressor (208.348)	06/00-06/02	M111.982	145	2295		ALT PS, (-AC), (LC) PS, (-AC), (-LC) PS, (AC), (LC) PS, (AC), (-LC)	6PK1352 6PK1760 6PK1775 6PK1863 6PK1873
320 (208.365)	06/97-06/02	M112.940	160	3199		ALT, PS, (-AC) ALT, PS, (AC) ALT, PS, (AC) ONLY WITH VD1070	6PK2315 6PK2390 6PK2390D1 MS32 VD1070
430 (208.370)	07/98-06/02	M113.943	205	4266		ALT, PS, AC ALT, PS, AC ONLY WITH VD1070	6PK2390 6PK2390D1 MS32 VD1070
CLK (C209)							
200 CGI (209.343)	07/03-05/09	M271.942	125	1796		ALT, (Bosch), OE-NO A 271 154 08 02, FOR ALT: 120A ALT, (Valeo), OE-NO A 271 154 09 02, ⇒PROD.NO Valeo 2542582 C, FOR ALT: 120A ALT, (Valeo), OE-NO A 271 154 09 02, FOR ALT: 120A, PROD.NO Valeo 254 2582 D⇒	AP9020 AP9020 AP9026
200 Kompressor (209.341)	10/06-05/09	M271.955	135	1796		ALT, (-AC) ALT, (AC) ALT, (Valeo), FOR ALT: 120A, OE-NO 271 154 09 02	7PK2315 7PK2418 AP9026
200 Kompressor (209.342)	09/02-05/09	M271.940	120	1796		ALT, (209.342) ALT, (Bosch), OE-NO A 271 154 08 02, FOR ALT: 120A ALT, (Valeo), OE-NO A 271 154 09 02, ⇒PROD.NO Valeo 2542582 C, FOR ALT: 120A ALT, (Valeo), OE-NO A 271 154 09 02, FOR ALT: 120A, PROD.NO Valeo 2542582 D⇒	7PK2418 AP9020 AP9020 AP9026
220 CDI (209.308)	01/05-05/09	OM646.966	110	2148		ALT, (-AC), MTR-CODE: 646.966 ALT, (AC), MTR-CODE: 646.966 ONLY WITH VD1036, ONLY WITH VD1042, MTR-NO 30562319⇒, 40008578⇒ ONLY WITH VD1036, ONLY WITH VD1042, ⇒MTR-NO 30562318, 40008577 ALT, (Bosch), FOR ALT: 200A, OE-NO 013 154 00 02, 014 154 07 02	6PK2190 6PK2260 MS16 MS23 AP9027

MERCEDES-BENZ





## MERCEDES-BENZ

### CLK (C209)

						(5-GEAR-AUTOM), MTR-NO 30085732⇒ (MANL)	<b>VD1036</b> <b>VD1042</b>
240 (209.361)	06/02-05/09	M112.912	125	2597		ALT, PS, (-AC) ALT, PS, (AC), CH-NO F 050741⇒, 03/2003⇒ ALT, PS, (AC), 03/2003⇒, CH-NO F 050741⇒ ALT, PS, (AC), ⇒CH-NO F 050740, ⇒02/2003 ALT, PS, (AC), ⇒02/2003, ⇒CH-NO F 050740 ONLY WITH VD1070	<b>6PK2315</b> <b>6PK2380</b>  <b>6PK2380D1</b>  <b>6PK2390</b>  <b>6PK2390D1</b>  <b>MS32</b> <b>VD1070</b>
270 CDI (209.316)	10/02-05/09	OM612.962, OM612.967	125	2685		ALT ONLY WITH VD1036, MTR-NO 51184581⇒ ONLY WITH VD1036, ⇒MTR-NO 51184580 ALT, (Delphi), FOR ALT: 150A, OE-NO 000 150 05 50, ⇒MTR-NO 30 044708, FOR ALT: 190A, OE-NO 000 154 17 50, 000 154 25 50, MTR-NO 30 044708⇒ (5-GEAR-AUTOM), OE-NO A611 030 17 03	<b>6PK2260</b> <b>MS16</b> <b>MS23</b> <b>AP9024</b>  <b>VD1036</b>
280 (209.354)	01/05-05/09	M272.940	170	2996		ALT, WP, PS, AC ONLY WITH VD1072	<b>6PK2404</b> <b>MS32</b> <b>VD1072</b>
320 (209.365)	06/02-05/09	M112.955	160	3199		ALT, PS, AC, CH-NO F 050741⇒, 03/2003⇒ ALT, PS, AC, 03/2003⇒, CH-NO F 050741⇒ ALT, PS, AC, ⇒CH-NO F 050740, ⇒02/2003 ALT, PS, AC, ⇒02/2003, ⇒CH-NO F 050740 ONLY WITH VD1070	<b>6PK2380</b>  <b>6PK2380D1</b>  <b>6PK2390</b>  <b>6PK2390D1</b>  <b>MS32</b> <b>VD1070</b>
320 CDI (209.320)	01/05-05/09	OM642.910	165	2987		ALT, WP, PS, AC ALT, WP, PS, AC ONLY WITH VD1073	<b>7PK2035</b> <b>7PK2035D1</b> <b>MS33</b> <b>VD1073</b>
350 (209.356)	01/05-05/09	M272.960	200	3498		ALT	<b>6PK2404</b>
500 (209.372)	06/06-05/09	M273.965	285	5461		ALT	<b>6PK2404</b>
500 (209.375)	06/02-05/09	M113.968	225	4966		ALT, PS, AC ALT, PS, AC ONLY WITH VD1070	<b>6PK2380</b> <b>6PK2380D1</b> <b>MS32</b> <b>VD1070</b>
63 AMG (209.377)	04/06-05/09 05/07-05/09	M156.982	354 373	6208		ALT ALT	<b>6PK2360</b> <b>6PK2360</b>

### CLK Cabriolet (A208)

200 (208.435)	03/98-03/02	M111.941, M111.945	100	1998		(-AC), (LC), MTR-CODE: 111.945 (-AC), (-LC), MTR-CODE: 111.945 (AC), (LC), MTR-CODE: 111.945 (AC), (-LC), MTR-CODE: 111.945	<b>6PK2040</b> <b>6PK2055</b> <b>6PK2140</b> <b>6PK2155</b>
200 Kompressor (208.444)	06/00-03/02	M111.956	120	1998		ALT PS, (-AC), (LC) PS, (-AC), (-LC) PS, (AC), (LC) PS, (AC), (-LC)	<b>6PK1330</b> <b>6PK1760</b> <b>6PK1775</b> <b>6PK1863</b> <b>6PK1873</b>
200 Kompressor (208.445)	03/98-06/00	M111.944	141	1998		ALT PS, (-AC), (LC) PS, (-AC), (-LC) PS, (AC), (LC) PS, (AC), (-LC)	<b>6PK1330</b> <b>6PK1760</b> <b>6PK1775</b> <b>6PK1863</b> <b>6PK1873</b>
230 Kompressor (208.447)	03/98-06/00	M111.973, M111.975	142	2295		ALT PS, (-AC), (LC) PS, (-AC), (-LC) PS, (AC), (LC) PS, (AC), (-LC)	<b>6PK1330</b> <b>6PK1760</b> <b>6PK1775</b> <b>6PK1863</b> <b>6PK1873</b>
230 Kompressor (208.448)	06/00-03/02	M111.982	145	2295		ALT PS, (-AC), (LC) PS, (-AC), (-LC) PS, (AC), (LC) PS, (AC), (-LC)	<b>6PK1330</b> <b>6PK1760</b> <b>6PK1775</b> <b>6PK1863</b> <b>6PK1873</b>
320 (208.465)	03/98-03/02	M112.940	160	3199		ALT, PS, (-AC) ALT, PS, (AC) ALT, PS, (AC) ONLY WITH VD1070	<b>6PK2315</b> <b>6PK2390</b> <b>6PK2390D1</b> <b>MS32</b> <b>VD1070</b>
430 (208.470)	09/98-03/02	M113.943	205	4266		ALT, PS, AC ALT, PS, AC	<b>6PK2390</b> <b>6PK2390D1</b>





## MERCEDES-BENZ

CLK Cabriolet (A208)					ONLY WITH VD1070	MS32 VD1070
<b>CLK Cabriolet (A209)</b>						
CLK 200 CGI (209.443)	07/03-03/10	M271.942	125	1796	ALT, (Bosch), FOR ALT: 120A, OE-NO 271 154 08 02	AP9020
					ALT, (Valeo), FOR ALT: 120A, OE-NO 271 154 09 02, ⇒ PROD.NO Valeo 2542582 C	AP9020
					ALT, (Valeo), FOR ALT: 120A, OE-NO 271 154 09 02, PROD.NO Valeo 2542582 D⇒	AP9026
CLK 200 Kompressor (209.441)	10/06-03/10	M271.955	135	1796	ALT	7PK2418 AP9026
					ALT, (Valeo), FOR ALT: 120A, OE-NO 271 154 09 02	
CLK 200 Kompressor (209.442)	02/03-03/10	M271.940	120	1796	ALT, (209.442)	7PK2418
					ALT, (Bosch), OE-NO A 271 154 08 02, FOR ALT: 120A	AP9020
					ALT, (Valeo), OE-NO A 271 154 09 02, ⇒ PROD.NO Valeo 2542582 C, FOR ALT: 120A	AP9020
					ALT, (Valeo), OE-NO A 271 154 09 02, FOR ALT: 120A, PROD.NO Valeo 2542582 D⇒	AP9026
CLK 240 (209.461)	02/03-03/10	M112.912	125	2597	ALT, PS, (-AC)	6PK2315
					ALT, PS, AC, CH-NO T 001364⇒, 03/2003⇒	6PK2380
					ALT, PS, AC, CH-NO F 103001⇒, 01/2004⇒	6PK2380
					ALT, PS, AC, 03/2003⇒, CH-NO T 001364⇒	6PK2380D1
					ALT, PS, AC, 01/2004⇒, CH-NO F 103001⇒	6PK2380D1
					ALT, PS, AC, ⇒CH-NO T 001363, ⇒03/2003	6PK2390
					ALT, PS, AC, ⇒03/2003, ⇒CH-NO T 001363	6PK2390D1
					ONLY WITH VD1070	MS32 VD1070
CLK 280 (209.454)	01/05-03/10	M272.940	170	2996	ALT, WP, PS, AC	6PK2404
					ONLY WITH VD1072	MS32 VD1072
CLK 320 (209.465)	02/03-03/10	M112.955	160	3199	ALT, PS, AC, CH-NO T 001364⇒, 03/2003⇒	6PK2380
					ALT, PS, AC, CH-NO F 103001⇒, 01/2004⇒	6PK2380
					ALT, PS, AC, 03/2003⇒, CH-NO T 001364⇒	6PK2380D1
					ALT, PS, AC, 01/2004⇒, CH-NO F 103001⇒	6PK2380D1
					ALT, PS, AC, ⇒CH-NO T 001363, ⇒03/2003	6PK2390
					ALT, PS, AC, ⇒03/2003, ⇒CH-NO T 001363	6PK2390D1
					ONLY WITH VD1070	MS32 VD1070
CLK 320 CDI (209.420)	03/05-03/10	OM642.910	165	2987	ALT	7PK2035
					ALT	7PK2035D1
					ONLY WITH VD1073	MS33 VD1073
CLK 350 (209.456)	01/05-03/10	M272.960	200	3498	ALT	6PK2404
CLK 500 (209.472)	06/06-03/10	M273.967	285	5461	ALT	6PK2404
CLK 500 (209.475)	02/03-03/10	M113.968	225	4966	ALT, PS, AC	6PK2380
					ALT, PS, AC	6PK2380D1
					ONLY WITH VD1070	MS32 VD1070
CLK 63 AMG (209.477)	04/06-03/10	M156.982	354	6208	ALT	6PK2360
<b>CLS (C218)</b>						
CLS 250 CDI (218.303)	04/11-	OM651.924	150	2143	ALT, (Valeo), FOR ALT: 180A, OE-NO 013 154 68 02, 000 906 79 00	AP9050
CLS 63 AMG (218.374)	02/11-	M157.981	386	5461	ALT, (Valeo), FOR ALT: 220A, OE-NO 000 906 21 00	AP9050
<b>CLS (C219)</b>						
CLS 280 (219.354)	07/08-12/10	M272.943	170	2996	ALT	6PK2404
					ONLY WITH VD1072	MS32 VD1072
CLS 300 (219.354)	04/09-12/10	M272.943	170	2996	ALT	6PK2404
					ONLY WITH VD1072	MS32 VD1072
CLS 320 CDI (219.322)	01/05-12/10	OM642.920	165	2987	ALT	7PK2035
					ALT	7PK2035D1
					ONLY WITH VD1073	MS33

MERCEDES-BENZ



## MERCEDES-BENZ

### CLS (C219)

							VD1073
CLS 350 (219.356)	10/04-12/10	M272.964	200	3498		ALT	6PK2404
CLS 350 (219.357)	04/06-12/10	M272.985	215	3498		ALT	6PK2415
CLS 350 CDI (219.322)	04/09-12/10	OM642.920	165	2987		ALT ALT ONLY WITH VD1073	7PK2035 7PK2035D1 MS33 VD1073
CLS 350 CGI (219.357)	04/09-12/10	M272.985	215	3498		ALT	6PK2404
CLS 500 (219.372)	04/06-12/10	M273.960	285	5461		ALT, (219.372)	6PK2404
CLS 500 (219.375)	10/04-12/10	M113.967	225	4966		ALT, (219.375) ALT, (219.372)	6PK2380 6PK2415
CLS 55 AMG (219.376)	01/05-12/10	M113.990	350	5439		ALT	6PK2445
CLS 63 AMG (219.377)	04/06-12/10	M156.983	378	6208		ALT	6PK2360

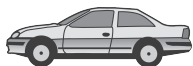
### COUPE (C123)

230 C (123.043)	05/77-04/80	M115.954	80	2307		ALT, ⇒MTR-NO 063338 ALT, MTR-NO 063339⇒ PS	AVX10X940 AVX10X960 AVX13X750
230 CE (123.243)	04/80-12/85	M102.980	100	2299		ALT PS AC	AVX10X1005 AVX13X750 AVX13X875
280 C (123.050)	03/77-03/80	M110.923	115	2746		ALT, ⇒MTR-NO 18194, (AUTOM) ALT, ⇒MTR-NO 14964 ALT, MTR-NO 14965⇒ AC PS	AVX10X925 AVX10X925 AVX10X975 AVX13X1275 AVX13X825
280 CE	09/77-08/79	M110.988	130	2746		ALT, ⇒MTR-NO 23275 ALT, ⇒MTR-NO 76808, (AUTOM) ALT, MTR-NO 23276⇒ AC PS	AVX10X925 AVX10X925 AVX10X975 AVX13X1275 AVX13X825
	03/77-11/85		136			ALT, ⇒MTR-NO 23275 ALT, ⇒MTR-NO 76808, (AUTOM) ALT, MTR-NO 23276⇒ AC PS	AVX10X925 AVX10X925 AVX10X975 AVX13X1275 AVX13X825
300 C Turbo-D (123.153)	09/81-07/85	OM617.952	92	2998		ALT, 2X PS AC	AVX10X1025 AVX13X1150 AVX13X925

### COUPE (C124)

220 CE (124.042)	10/92-05/93	M111.960	110	2199		ALT, (-AC) ALT, (AC)	6PK2040 6PK2140
230 CE (124.043)	03/87-12/92	M102.982	97	2298		ALT, (-PS), (-AC) ALT, (PS), (-AC) ALT, (PS), (AC)	6PK1015 6PK1885 6PK1980
			100			ALT ALT, PS ALT, PS, AC	6PK1015 6PK1885 6PK1980
230 CE (124.043) KAT	06/89-12/92	M102.982	97	2298		ALT ALT, PS ALT, PS, AC	6PK1015 6PK1885 6PK1980
300 CE	03/87-12/89	M103.983	138	2960		ALT, (-AC) ALT, (AC), (-CAT) ALT, (AC), (CAT)	6PK2175 6PK2257 6PK2415
300 CE (124.050)	03/87-05/93	M103.983	132	2960		ALT, (-AC) ALT, (AC), (-CAT) ALT, (AC), (CAT)	6PK2175 6PK2257 6PK2415
300 CE-24 (124.051)	09/89-12/92	M104.980	170	2960		ALT, (-AC), (AUTOM), MTR-NO 042811⇒, (-CAT) ALT, (-AC), (MANL), MTR-NO 009077⇒, (-CAT) ALT, (-AC), (MANL), MTR-NO 004957⇒, ⇒MTR-NO 009076, (-CAT) ALT, (-AC), (AUTOM), MTR-NO 021005⇒, ⇒MTR-NO 042810, (-CAT) ALT, (AC), (AUTOM), MTR-NO 042811⇒, (-CAT) ALT, (AC), (MANL), MTR-NO 009077⇒, (-CAT) ALT, (AC), (MANL), MTR-NO 004957⇒, ⇒MTR-NO 009076, (-CAT) ALT, (AC), (AUTOM), MTR-NO 021005⇒, ⇒MTR-NO 042810, (-CAT) ALT, (-AC), (MANL), MTR-NO 009077⇒, (CAT) ALT, (-AC), (AUTOM), MTR-NO 042811⇒ ALT, (-AC), (MANL), MTR-NO 004957⇒, ⇒MTR-NO 009076, (CAT) ALT, (-AC), (AUTOM), MTR-NO 021005⇒,	6PK2175 6PK2175 6PK2205 6PK2205 6PK2260 6PK2260 6PK2285 6PK2285 6PK2330 6PK2330 6PK2360 6PK2360





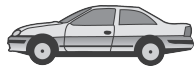
## MERCEDES-BENZ

### COUPE (C124)

						⇒MTR-NO 042810, (CAT) ALT, (AC), (AUTOM), MTR-NO 042811⇒, (CAT)	6PK2415
						ALT, (AC), (MANL), MTR-NO 009077⇒, (CAT)	6PK2415
						ALT, (AC), (AUTOM), ⇒MTR-NO 042810, (CAT)	6PK2445
						ALT, (AC), (MANL), ⇒MTR-NO 009076, (CAT)	6PK2445
			162			ALT, (-AC), (AUTOM), MTR-NO 042811⇒, (-CAT)	6PK2175
						ALT, (-AC), (MANL), MTR-NO 009077⇒, (-CAT)	6PK2175
						ALT, (-AC), (MANL), MTR-NO 004957⇒, ⇒MTR-NO 009076, (-CAT)	6PK2205
						ALT, (-AC), (AUTOM), MTR-NO 021005⇒, ⇒MTR-NO 042810, (-CAT)	6PK2205
						ALT, (AC), (AUTOM), MTR-NO 042811⇒, (-CAT)	6PK2260
						ALT, (AC), (MANL), MTR-NO 009077⇒, (-CAT)	6PK2260
						ALT, (AC), (MANL), MTR-NO 004957⇒, ⇒MTR-NO 009076, (-CAT)	6PK2285
						ALT, (AC), (AUTOM), MTR-NO 021005⇒, ⇒MTR-NO 042810, (-CAT)	6PK2285
						ALT, (-AC), (MANL), MTR-NO 009077⇒, (CAT)	6PK2330
						ALT, (-AC), (AUTOM), MTR-NO 042811⇒ ALT, (-AC), (MANL), MTR-NO 004957⇒, ⇒MTR-NO 009076, (CAT)	6PK2330 6PK2360
						ALT, (-AC), (AUTOM), MTR-NO 021005⇒, ⇒MTR-NO 042810, (CAT)	6PK2360
						ALT, (AC), (AUTOM), MTR-NO 042811⇒, (CAT)	6PK2415
						ALT, (AC), (MANL), MTR-NO 009077⇒, (CAT)	6PK2415
						ALT, (AC), (AUTOM), ⇒MTR-NO 042810, (CAT)	6PK2445
						ALT, (AC), (MANL), ⇒MTR-NO 009076, (CAT)	6PK2445
320 CE (124.052)	10/92-05/93	M104.992	162	3199		ALT, PS, (-AC), (MANL), ⇒MTR-NO 004356	6PK2330
						ALT, PS, (-AC), (AUTOM), ⇒MTR-NO 072236	6PK2330
						ALT, PS, (-AC), (MANL), MTR-NO 005603⇒	6PK2360
						ALT, PS, (-AC), (AUTOM), MTR-NO 102821⇒	6PK2360
						ALT, PS, (-AC), (MANL), MTR-NO 004357⇒, ⇒MTR-NO 005602	6PK2380
						ALT, PS, (-AC), (AUTOM), MTR-NO 072237⇒, ⇒MTR-NO 102820	6PK2380
						ALT, PS, (AC), (MANL), ⇒MTR-NO 004356 ALT, PS, (AC), (AUTOM), ⇒MTR-NO 072236	6PK2415 6PK2415
						ALT, PS, (AC), (MANL), MTR-NO 005603⇒ ALT, PS, (AC), (AUTOM), MTR-NO 102821⇒	6PK2445 6PK2445
						ALT, PS, (AC), (MANL), MTR-NO 004357⇒, ⇒MTR-NO 005602	6PK2475
						ALT, PS, (AC), (AUTOM), MTR-NO 072237⇒, ⇒MTR-NO 102820	6PK2475
<b>COUPE (W111)</b>							
220 SEB (111.021)	01/61-12/65	M127.984	88	2180		ALT ALT PS	AVX10X850 AVX10X925 AVX13X750
250 SE (111.021)	01/65-12/67	M129.980, M129.981	110	2470		ALT AC PS	AVX10X925 AVX13X1325 AVX13X750
280 SE (111.024)	01/67-12/71	M130.980, M130.984	118	2780		ALT, ⇒12/1968 ALT, 01/1969⇒ AC PS	AVX10X925 AVX10X940 AVX13X1325 AVX13X750
280 SE 3.5 (111.026)	01/69-12/71	M116.980	147	3500		WP, FAN, PS, 2X ALT AC, 2X	AVX10X1225 AVX10X960 AVX13X850
<b>E-CLASS (W124)</b>							
E 200 (124.019)	06/93-06/95	M111.940	100	1998		ALT, PS	6PK2040







## MERCEDES-BENZ

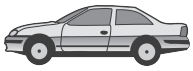
### E-CLASS (W124)

						ALT, PS, AC	6PK2140
E 200 D (124.120)	06/93-06/95	OM601.912	55	1997		ALT	6PK1015
						ALT, PS	6PK2050
						ALT, PS, AC	6PK2120
E 220 (124.022)	06/93-06/95	M111.960	110	2199		ALT, PS	6PK2040
						ALT, PS, AC	6PK2140
E 250 D (124.126, 124.129)	07/93-06/95	OM605.911	83	2497		ALT, PS	6PK2080
E 250 Turbo-D (124.128)	06/93-06/95	OM602.962	93	2497		ALT, PS, AC	6PK2140
						ALT	6PK2030
						ALT, AC	6PK2100
E 280 (124.028)	06/93-06/95	M104.942	145	2799		ALT, PS, (MANL), ⇒MTR-NO 005789	6PK2330
						ALT, PS, (AUTOM), ⇒MTR-NO 048696	6PK2330
						ALT, PS, (MANL), MTR-NO 005790⇒	6PK2380
						ALT, PS, (AUTOM), MTR-NO 048697⇒	6PK2380
						ALT, PS, AC, (MANL), ⇒MTR-NO 005789	6PK2415
						ALT, PS, AC, (AUTOM), ⇒MTR-NO 048696	6PK2415
						ALT, PS, AC, (MANL), MTR-NO 005790⇒	6PK2475
						ALT, PS, AC, (AUTOM), MTR-NO 048697⇒	6PK2475
E 280 long (124.029)	06/93-06/95	M104.942	142	2799		ALT, PS, (MANL), ⇒MTR-NO 005789	6PK2330
						ALT, PS, (AUTOM), ⇒MTR-NO 048696	6PK2330
						ALT, PS, (MANL), MTR-NO 005790⇒	6PK2380
						ALT, PS, (AUTOM), MTR-NO 048697⇒	6PK2380
						ALT, PS, AC, (MANL), ⇒MTR-NO 005789	6PK2415
						ALT, PS, AC, (AUTOM), ⇒MTR-NO 048696	6PK2415
						ALT, PS, AC, (MANL), MTR-NO 005790⇒	6PK2475
						ALT, PS, AC, (AUTOM), MTR-NO 048697⇒	6PK2475
E 300 4-matic (124.230)	06/93-06/95	M103.985	132	2960		ALT, (-AC)	6PK2175
						ALT, (AC), (-LC)	6PK2257
						ALT, (AC), (LC)	6PK2415
E 300 D (124.131)	07/93-06/95	OM606.910	100	2996		ALT, PS	6PK2080
						ALT, PS, AC	6PK2145
E 300 Turbo-D (124.133)	06/93-06/95	OM603.960	108	2996		ALT	6PK1015
						ALT, PS	6PK2080
						ALT, PS, AC	6PK2145
E 300 Turbo-D 4-matic (124.333)	06/93-06/95	OM603.963	108	2996		ALT	6PK1015
						ALT, PS	6PK2080
						ALT, PS, AC	6PK2145
E 320 (124.032)	06/93-06/95	M104.992	162	3199		ALT, PS, (MANL), ⇒MTR-NO 004356	6PK2330
						ALT, PS, (AUTOM), ⇒MTR-NO 072236	6PK2330
						ALT, PS, (MANL), MTR-NO 005603⇒	6PK2360
						ALT, PS, (AUTOM), MTR-NO 102821⇒	6PK2360
						ALT, PS, (MANL), MTR-NO 004357⇒,	6PK2380
						⇒MTR-NO 005602	
						ALT, PS, (AUTOM), MTR-NO 072237⇒,	6PK2380
						⇒MTR-NO 102820	
						ALT, PS, AC, (MANL), ⇒MTR-NO 004356	6PK2415
						ALT, PS, AC, (AUTOM), ⇒MTR-NO 072236	6PK2415
						ALT, PS, AC, (MANL), MTR-NO 005603⇒	6PK2445
						ALT, PS, AC, (AUTOM), MTR-NO 102821⇒	6PK2445
						ALT, PS, AC, (MANL), MTR-NO 004357⇒,	6PK2475
						⇒MTR-NO 005602	
						ALT, PS, AC, (AUTOM), MTR-NO	6PK2475
						072237⇒, ⇒MTR-NO 102820	
E 420 (124.034)	06/93-06/95	M119.975	205	4196		ALT, (-AC)	6PK2460
						ALT, (AC)	6PK2535
						JAPAN, ALT, MODEL '93⇒	6PK2535
						USA, ALT, MODEL '93⇒	6PK2535
						JAPAN, ALT, ⇒MODEL '92	8PK2465
						USA, ALT, ⇒MODEL '92	8PK2465
E 500 (124.036)	06/93-06/95	M119.974	235	4973		ALT, (AUTOM), MTR-NO 005782⇒	6PK2523
						ALT, (AUTOM), ⇒MTR-NO 005781	8PK2460
						ALT, (MANL)	8PK2460

### E-CLASS (W210)

E 200 (210.035)	06/95-08/00	M111.942	100	1998		2.FAN	2PJ860
						ALT, (-AC)	6PK2055
						ALT, (AC)	6PK2155
E 200 CDI (210.007)	06/98-03/02	OM611.961	75	2151		ALT, PS	6PK2205
						ALT, PS, AC	6PK2271
						ALT, PS, AC, (5-GEAR-AUTOM)	6PK2271D1
						ONLY WITH VD1036, ONLY WITH VD1042	MS23
						ALT, (Bosch), FOR ALT: 115A, OE-NO 012	AP9015
						154 54 02, 011 154 78 02	
						ALT, (Bosch), FOR ALT: 150A, OE-NO 000	AP9024
						150 06 50, 000 150 28 50	
						ALT, (Delphi), FOR ALT: 190A, OE-NO 000	AP9024
						150 16 50, 000 150 24 50	
						(5-GEAR-AUTOM)	VD1036
						(MANL)	VD1042





## MERCEDES-BENZ

### E-CLASS (W210)

↔	07/99-03/02		85	2148	ALT, PS ALT, PS, AC ALT, PS, AC, (5-GEAR-AUTOM) ONLY WITH VD1036, ONLY WITH VD1042 ALT, (Bosch), FOR ALT: 115A, OE-NO 012 154 54 02, 011 154 78 02 ALT, (Bosch), FOR ALT: 150A, OE-NO 000 150 06 50, 000 150 28 50 ALT, (Delphi), FOR ALT: 190A, OE-NO 000 150 16 50, 000 150 24 50 (5-GEAR-AUTOM) (MANL)	6PK2205 6PK2271 6PK2271D1 MS23 AP9015  AP9024 AP9024  VD1036 VD1042
	E 200 D (210.003)	01/96-03/02	OM604.917	65	1997	2.FAN ALT, WP, FAN, PS ALT, WP, FAN, AC, PS ALT, (Bosch), FOR ALT: 90A, OE-NO 009 154 30 02, 010 154 47 02, 010 154 48 02, FOR ALT: 115A, OE-NO 010 154 94 02 ALT, (Valeo), FOR ALT: 90A, OE-NO 009 154 58 02, 010 154 54 02, 011 154 00 02
E 200 Kompressor (210.045)	06/97-03/02	M111.947	137	1998	ALT, AIRC WP, FAN, PS, (LC) WP, FAN, PS WP, FAN, AC, PS, (LC) WP, FAN, AC, PS	6PK1330 6PK1760 6PK1775 6PK1863 6PK1873
E 200 Kompressor (210.048)	08/00-03/02	M111.957	120	1998	ALT PS	6PK1352 6PK1870
E 220 CDI (210.006)	06/98-07/99	OM611.961	92	2151	ALT, PS, (-AC) ALT, PS, AC ALT, PS, AC, (5-GEAR-AUTOM), MODEL '00⇒ ONLY WITH VD1036, ONLY WITH VD1042 ALT, (Bosch), FOR ALT: 115A, OE-NO 012 154 54 02, 011 154 78 02 ALT, (Bosch), FOR ALT: 150A, OE-NO 000 150 06 50, 000 150 28 50 (5-GEAR-AUTOM), MODEL '00⇒ (MANL), ⇒MODEL '99	6PK2196 6PK2271 6PK2271D1 MS23 AP9015  AP9024  VD1036 VD1042
	07/99-03/02		105	2148	ALT, PS, (-AC) ALT, PS, AC ALT, PS, AC, (5-GEAR-AUTOM) ONLY WITH VD1036, ONLY WITH VD1042 ALT, (Bosch), FOR ALT: 115A, OE-NO 012 154 54 02, 011 154 78 02 ALT, (Bosch), FOR ALT: 150A, OE-NO 000 150 06 50, 000 150 28 50 ALT, (Delphi), FOR ALT: 190A, OE-NO 000 150 16 50, 000 150 24 50 (5-GEAR-AUTOM) (MANL)	6PK2196 6PK2271 6PK2271D1 MS23 AP9015  AP9024 AP9024  VD1036 VD1042
E 220 D	05/96-03/02	OM604.912	55	2155	2.FAN ALT, (-AC) ALT, (AC) ALT, (Bosch), FOR ALT: 90A, OE-NO 009 154 30 02, 010 154 47 02, 010 154 48 02, FOR ALT: 115A, OE-NO 010 154 94 02 ALT, (Valeo), FOR ALT: 90A, OE-NO 009 154 58 02, 010 154 54 02, 011 154 00 02	2PJ860 6PK2050 6PK2130 AP9034  AP9034
E 220 D (210.004)	06/95-07/99	OM604.912	70	2155	2.FAN ALT, (-AC) ALT, (AC) ALT, (Bosch), FOR ALT: 90A, OE-NO 009 154 30 02, 010 154 47 02, 010 154 48 02, FOR ALT: 115A, OE-NO 010 154 94 02 ALT, (Valeo), FOR ALT: 90A, OE-NO 009 154 58 02, 010 154 54 02, 011 154 00 02	2PJ860 6PK2050 6PK2130 AP9034  AP9034
E 230 (210.037)	06/95-06/97	M111.970	110	2295	2.FAN ALT, (-AC) ALT, (AC)	2PJ860 6PK2055 6PK2155
E 240 (210.061)	06/97-08/00	M112.911	125	2398	2.FAN ALT, PS, (-AC) ALT, PS, (AC) ALT, PS, (AC) ONLY WITH VD1070	2PJ860 6PK2315 6PK2390 6PK2390D1 MS32 VD1070
E 240 (210.062)	08/00-03/02	M112.914	125	2597	2.FAN ALT, PS, (-AC) ALT, PS, (AC)	2PJ860 6PK2315 6PK2390





## MERCEDES-BENZ

### E-CLASS (W210)

						ALT, PS, (AC) ONLY WITH VD1070	<b>6PK2390D1</b> <b>MS32</b> <b>VD1070</b>
E 250 D (210.010)	06/95-07/99	OM605.912	83	2497		2.FAN ALT, PS AC ALT, (Bosch), FOR ALT: 90A, OE-NO 009 154 30 02, 010 154 47 02, 010 154 48 02 ALT, (Valeo), FOR ALT: 90A, OE-NO 009 154 58 02, 010 154 54 02, 011 154 00 02	<b>2PJ860</b> <b>6PK2080</b> <b>6PK2140</b> <b>AP9034</b>  <b>AP9034</b>
E 250 Turbo-D (210.015)	06/97-07/99	OM605.962	110	2497		2.FAN ALT, WP, FAN, PS ALT, WP, FAN, AC, PS, OE-NO 0109977992 ALT, WP, FAN, AC, PS, OE-NO 0089973892	<b>2PJ860</b> <b>6PK2080</b> <b>6PK2140</b> <b>6PK2145</b>
E 270 CDI (210.016)	07/99-03/02	OM612.961	125	2685		ALT, PS, AC ⇒MTR-NO 51184580, ALT, PS, AC ONLY WITH VD1036, ONLY WITH VD1042, MTR-NO 51184581⇒ ONLY WITH VD1036, ONLY WITH VD1042, ⇒MTR-NO 51184580 ALT, (Bosch), FOR ALT: 120A, OE-NO 010 154 96 02, 011 154 78 02, 012 154 54 02 ALT, (Bosch), FOR ALT: 150A, OE-NO 000 154 06 50, 000 154 28 50, FOR ALT: 190A, OE-NO 000 154 16 50, 000 154 24 50 (5-GEAR-AUTOM) (MANL)	<b>6PK2271</b> <b>6PK2271D1</b> <b>MS16</b>  <b>MS23</b>  <b>AP9010</b> <b>AP9024</b>  <b>VD1036</b> <b>VD1042</b>
E 280 (210.053)	01/96-06/97	M104.945	142	2799		2.FAN ALT, (-AC), 03/1996⇒ ALT, (-AC), ⇒03/1996 ALT, (AC), 03/1996⇒ ALT, (AC), ⇒03/1996	<b>2PJ860</b> <b>6PK2120</b> <b>6PK2140</b> <b>6PK2225</b> <b>6PK2245</b>
E 280 (210.063)	12/96-03/02	M112.921	150	2799		2.FAN ALT, PS, (-AC) ALT, PS, (AC) ALT, PS, (AC) ONLY WITH VD1070	<b>2PJ860</b> <b>6PK2315</b> <b>6PK2390</b> <b>6PK2390D1</b> <b>MS32</b> <b>VD1070</b>
E 280 4-matic (210.081)	12/96-03/02	M112.921	150	2799		2.FAN ALT, PS, (-AC) ALT, PS, (AC) ALT, PS, (AC) ONLY WITH VD1070	<b>2PJ860</b> <b>6PK2315</b> <b>6PK2390</b> <b>6PK2390D1</b> <b>MS32</b> <b>VD1070</b>
E 290 Turbo-D (210.017)	03/96-07/99	OM602.982	95	2874		2.FAN ALT, PS ALT, AC ALT, (Bosch), FOR ALT: 90A, OE-NO 010 154 08 02, 010 154 48 02, FOR ALT: 115A, OE-NO 010 154 94 02 ALT, (Valeo), FOR ALT: 90A, OE-NO 011 154 00 02	<b>2PJ860</b> <b>6PK2100</b> <b>6PK2145</b> <b>AP9034</b>  <b>AP9034</b>
E 300 D (210.020)	06/95-06/97	OM606.912	100	2996		2.FAN ALT, PS AC ALT, (Bosch), FOR ALT: 90A, OE-NO 009 154 30 02, 010 154 47 02, 010 154 48 02, FOR ALT: 115A, OE-NO 010 154 94 02 ALT, (Valeo), FOR ALT: 90A, OE-NO 009 154 58 02, 010 154 54 02, 011 154 00 02	<b>2PJ860</b> <b>6PK2080</b> <b>6PK2140</b> <b>AP9034</b>  <b>AP9034</b>
E 300 Turbo-D (210.025)	12/96-07/99	OM606.962	130	2996		2.FAN ALT, PS ALT, PS, AC ALT, (Bosch), FOR ALT: 90A, OE-NO 010 154 48 02, FOR ALT: 115A, OE-NO 010 154 94 02	<b>2PJ860</b> <b>6PK2065</b> <b>6PK2130</b> <b>AP9034</b>
E 320 (210.055)	06/95-06/97	M104.995	162	3199		ALT, PS, (-AC), (AUTOM), MTR-NO 034380⇒, MTR-CODE: 104.995 ALT, PS, (-AC), (AUTOM), ⇒MTR-NO 034379, MTR-CODE: 104.995 ALT, PS, (AC), (AUTOM), MTR-NO 034380⇒, MTR-CODE: 104.995 ALT, PS, (AC), (AUTOM), ⇒MTR-NO 034379, MTR-CODE: 104.995	<b>6PK2120</b>  <b>6PK2140</b>  <b>6PK2225</b>  <b>6PK2245</b>
E 320 (210.065)	06/97-03/02	M112.941	165	3199		2.FAN ALT, PS, AC ALT, PS, AC ONLY WITH VD1070	<b>2PJ860</b> <b>6PK2390</b> <b>6PK2390D1</b> <b>MS32</b>





## MERCEDES-BENZ

E-CLASS (W210)						
E 320 4-matic (210.082)	06/97-03/02	M112.941	165	3199	2.FAN ALT, PS, AC ALT, PS, AC ONLY WITH VD1070	VD1070 2PJ860 6PK2390 6PK2390D1 MS32 VD1070
E 320 CDI (210.026)	07/99-03/02	OM613.961	145	3226	2.FAN ALT, WP, AC, PS ALT, FOR ALT: 150A MTR-CODE: 613.961	2PJ860 6PK2271 AP9024 VD1103
E 420 (210.072)	01/96-06/97	M119.985	205	4196	2.FAN ALT, (-AC) ALT, (AC)	2PJ860 6PK2433 6PK2510
E 430 (210.070)	06/97-03/02	M113.940	205	4266	2.FAN ALT, PS, (-AC) ALT, PS, (AC) ALT, PS, (AC) ONLY WITH VD1070	2PJ860 6PK2315 6PK2390 6PK2390D1 MS32 VD1070
E 430 4-matic (210.083)	05/99-03/02	M113.940	205	4266	2.FAN ALT, PS, (-AC) ALT, PS, (AC) ALT, PS, (AC) ONLY WITH VD1070	2PJ860 6PK2315 6PK2390 6PK2390D1 MS32 VD1070
E 50 AMG (210.072)	02/96-08/97	M119.985 (AMG5.0)	255	4973	2.FAN ALT, (-AC) ALT, (AC)	2PJ860 6PK2433 6PK2510
E 55 AMG (210.074)	08/97-03/02	M113.980	260	5439	2.FAN ALT, (-AC) ALT, (AC)	2PJ860 6PK2315 6PK2390
E 55 AMG 4-matic (210.083)	03/01-03/02	M113.980	260	5439	2.FAN ALT, (-AC) ALT, (AC)	2PJ860 6PK2315 6PK2390
E-CLASS (W211)						
3.5 4-matic	08/04-08/06	M272.972	205	3498	ALT	6PK2415
E 200 CDI (211.004)	07/02-12/08	OM646.951	75	2148	ALT, ⇨CH-NO A348117, X109211, ⇨06/2003 ALT, CH-NO A348118⇨, X109212⇨, 07/2003⇨ 07/2003⇨, ⇨03/2006, CH-NO A348118⇨, X109212⇨, ⇨MTR-NO 30528520, ALT, (5-GEAR-AUTOM) MTR-NO 30562088⇨, 07/2006⇨, ALT, (5-GEAR-AUTOM) ONLY WITH VD1036, ONLY WITH VD1042, MTR-NO 30562319⇨, 40008578⇨ ONLY WITH VD1036, ONLY WITH VD1042, ⇨MTR-NO 30528520, 40008577 ALT, (Bosch), FOR ALT: 200A, OE-NO 012 154 98 02, 013 154 00 02, 06/2003⇨ (5-GEAR-AUTOM), MTR-NO 30085732⇨ (MANL), MTR-NO 30085732⇨	6PK2241 6PK2260 6PK2260D1 6PK2260D3 MS16 MS23 AP9027 VD1036 VD1042
			90		ALT, ⇨CH-NO A348117, X109211, ⇨06/2003 ALT, CH-NO A348118⇨, X109212⇨, 07/2003⇨ 07/2003⇨, ⇨03/2006, CH-NO A348118⇨, X109212⇨, ⇨MTR-NO 30528520, ALT, (5-GEAR-AUTOM) MTR-NO 30562088⇨, 07/2006⇨, ALT, (5-GEAR-AUTOM) ONLY WITH VD1036, ONLY WITH VD1042, MTR-NO 30562319⇨, 40008578⇨ ONLY WITH VD1036, ONLY WITH VD1042, ⇨MTR-NO 30528520, 40008577 ALT, (Bosch), FOR ALT: 200A, OE-NO 012 154 98 02, 013 154 00 02, 06/2003⇨ (5-GEAR-AUTOM), MTR-NO 30085732⇨ (MANL), MTR-NO 30085732⇨	6PK2241 6PK2260 6PK2260D1 6PK2260D3 MS16 MS23 AP9027 VD1036 VD1042
E 200 CDI (211.007)	04/06-12/08	OM646.820	100	2148	ALT ONLY WITH VD1042 ALT, (Bosch), FOR ALT: 200A, OE-NO 013 154 59 02, 013 154 90 02	6PK2260 MS16 AP9027 VD1042
E 200 CGI	11/02-12/08	M271.946	125	1796	ALT, PS, AC ALT, (Bosch), FOR ALT: 120A, OE-NO 271 154 08 02	7PK2418 AP9020

MERCEDES-BENZ



## MERCEDES-BENZ

### E-CLASS (W211)

					ALT, (Valeo), FOR ALT: 120A, OE-NO 271 154 09 02, ⇒PROD.NO Valeo 2542582 C	<b>AP9020</b>
					ALT, (Valeo), FOR ALT: 120A, OE-NO 271 154 09 02, PROD.NO Valeo 2542582 D⇒	<b>AP9026</b>
E 200 Kompressor (211.041)	04/06-12/08	M271.956	135	1796	ALT ALT, (Bosch), FOR ALT: 120A, OE-NO 271 154 08 02, FOR ALT: 150A, OE-NO 271 154 10 02	<b>7PK2418</b> <b>AP9020</b>
E 200 Kompressor (211.042)	11/02-12/08	M271.941	120	1796	ALT, PS, AC ALT, (Bosch), FOR ALT: 120A, OE-NO 271 154 08 02, FOR ALT: 150A, OE-NO 271 154 10 02	<b>7PK2418</b> <b>AP9020</b>
E 220 CDI (211.006)	03/02-12/08	OM646.961	110	2148	ALT, ⇒CH-NO A348117, X109211, ⇒06/2003 ALT, CH-NO A348118⇒, X109212⇒, 07/2003⇒ CH-NO A348118⇒, X109212⇒, ⇒MTR-NO 30562087, 07/2003⇒, ⇒06/2006, ALT, (5-GEAR-AUTOM) MTR-NO 30562319⇒, 07/2006⇒, ALT, (5-GEAR-AUTOM) ONLY WITH VD1036, ONLY WITH VD1042, MTR-NO 30562319⇒, 40008578⇒ ONLY WITH VD1036, ONLY WITH VD1042, ⇒MTR-NO 30562318, 40008577 ALT, (Bosch), FOR ALT: 200A, OE-NO 012 154 98 02, 013 154 00 02, MTR-NO 30085732⇒, 06/2003⇒ (5-GEAR-AUTOM), MTR-NO 30085732⇒ (MANL), MTR-NO 30085732⇒	<b>6PK2250</b> <b>6PK2260</b> <b>6PK2260D1</b> <b>6PK2260D3</b> <b>MS16</b> <b>MS23</b> <b>AP9027</b> <b>VD1036</b> <b>VD1042</b>
			100		ALT, ⇒CH-NO A348117, X109211, ⇒06/2003 ALT, CH-NO A348118⇒, X109212⇒, 07/2003⇒ CH-NO A348118⇒, X109212⇒, ⇒MTR-NO 30562087, 07/2003⇒, ⇒06/2006, ALT, (5-GEAR-AUTOM) MTR-NO 30562319⇒, 07/2006⇒, ALT, (5-GEAR-AUTOM) MTR-NO 30562319⇒, 40008578⇒, ONLY WITH VD1036 ⇒MTR-NO 30562318, 40008577, ONLY WITH VD1036 ALT, (Bosch), FOR ALT: 200A, OE-NO 012 154 98 02, 013 154 00 02, MTR-NO 30085732⇒, 06/2003⇒	<b>6PK2241</b> <b>6PK2260</b> <b>6PK2260D1</b> <b>6PK2260D3</b> <b>MS16</b> <b>MS23</b> <b>AP9027</b> <b>VD1036</b>
E 220 CDI (211.008)	04/06-12/08	OM646.821	125	2148	ALT ONLY WITH VD1042 ALT, (Bosch), FOR ALT: 180A, OE-NO 013 154 90 02, FOR ALT: 200A, OE-NO 013 154 59 02	<b>6PK2260</b> <b>MS16</b> <b>AP9027</b> <b>VD1042</b>
E 230 (211.052)	09/07-12/08	M272.922	150	2496	ALT ONLY WITH VD1072	<b>6PK2404</b> <b>MS32</b> <b>VD1072</b>
E 240 (211.061)	03/02-12/08	M112.917, M112.913	130	2597	ALT, PS, AC, CH-NO X 095169⇒, 11/2002⇒ ALT, PS, AC, CH-NO A 135822⇒, 10/2002⇒ ALT, PS, AC, 11/2002⇒, CH-NO X 095169⇒ ALT, PS, AC, 10/2002⇒, CH-NO A 135822⇒ ALT, PS, AC, ⇒CH-NO X 095168, ⇒10/2002 ALT, PS, AC, ⇒CH-NO A 135821, ⇒09/2002 ALT, PS, AC, ⇒10/2002, ⇒CH-NO X 095168 ALT, PS, AC, ⇒09/2002, ⇒CH-NO A 135821 ONLY WITH VD1070	<b>6PK2380</b> <b>6PK2380</b> <b>6PK2380D1</b> <b>6PK2380D1</b> <b>6PK2390</b> <b>6PK2390</b> <b>6PK2390D1</b> <b>6PK2390D1</b> <b>MS32</b> <b>VD1070</b>
E 240 4-matic (211.080)	03/03-12/08	M112.917	130	2597	ALT, PS, AC ALT, PS, AC ONLY WITH VD1070	<b>6PK2380</b> <b>6PK2380D1</b> <b>MS32</b> <b>VD1070</b>





## MERCEDES-BENZ

E-CLASS (W211)						
↔ E 250 CDI	08/08-12/08	OM651.924	150	2143	ALT ALT, (Valeo), FOR ALT: 150A, OE-NO 014 154 11 02	6PK2150 AP9050
E 270 CDI (211.016)	03/02-12/08	OM647.961	130	2685	ALT, ⇒CH-NO A348117, X109211, ⇒06/2003 ALT, CH-NO A348118⇒, X109212⇒, 07/2003⇒ 07/2003⇒, ⇒04/2006, CH-NO A348118⇒, X109212⇒, MTR-NO 30070144⇒, ⇒MTR-NO 30131767, ALT ONLY WITH VD1036, MTR-NO 51184581⇒ ONLY WITH VD1036, ⇒MTR-NO 30131767 ALT, (Bosch), FOR ALT: 200A, OE-NO 012 154 98 02, MTR-NO 30070144⇒, 07/2003⇒ MTR-NO 30070144⇒, OE-NO A611 030 17 03	6PK2241 6PK2260 6PK2260D1 MS16 MS23 AP9027 VD1036
E 280 (211.054)	03/05-12/08	M272.943	170	2996	ALT, WP, PS, AC ONLY WITH VD1072	6PK2404 MS32 VD1072
E 280 4-matic (211.092)	01/06-12/08	M272.943	170	2996	ALT, WP, PS, AC ONLY WITH VD1072	6PK2404 MS32 VD1072
E 280 CDI (211.020)	03/05-12/08	OM642.920	140	2987	ALT, WP, PS, AC ALT, WP, PS, AC ONLY WITH VD1073	7PK2035 7PK2035D1 MS33 VD1073
E 280 CDI (211.023)	05/04-12/08	OM648.961	130	3222	ALT, PS, AC ALT, (Bosch), FOR ALT: 200A, OE-NO 013 154 00 02, 014 154 07 02 MTR-CODE: 948.961	6PK2260 AP9027 VD1103
E 280 CDI 4-matic	03/05-12/08	OM642.921	140	2987	ALT, PS, AC ALT, PS, AC ONLY WITH VD1073	7PK2035 7PK2035D1 MS33 VD1073
E 300 BlueTEC	09/07-12/08	OM642.920	155	2987	ALT ALT ONLY WITH VD1073	7PK2035 7PK2035D1 MS33 VD1073
E 320 (211.065)	03/02-12/08	M112.949	165	3199	ALT, PS, AC, CH-NO X 095169⇒, 11/2002⇒ ALT, PS, AC, CH-NO A 135822⇒, 10/2002⇒ ALT, PS, AC, 11/2002⇒, CH-NO X 095169⇒ ALT, PS, AC, 10/2002⇒, CH-NO A 135822⇒ ALT, PS, AC, ⇒CH-NO X 095168, ⇒10/2002 ALT, PS, AC, ⇒CH-NO A 135821, ⇒09/2002 ALT, PS, AC, ⇒10/2002, ⇒CH-NO X 095168 ALT, PS, AC, ⇒09/2002, ⇒CH-NO A 135821 ONLY WITH VD1070	6PK2380 6PK2380 6PK2380D1 6PK2380D1 6PK2390 6PK2390 6PK2390D1 6PK2390D1 MS32 VD1070
E 320 4-matic (211.082)	03/03-12/08	M112.954	165	3199	ALT, PS, AC ALT, PS, AC ONLY WITH VD1070	6PK2380 6PK2380D1 MS32 VD1070
E 320 CDI (211.022)	03/05-12/08	OM642.920	165	2987	ALT ALT ONLY WITH VD1073	7PK2035 7PK2035D1 MS33 VD1073
E 320 CDI (211.026)	11/02-12/08	OM648.961	150	3222	ALT, PS, AC ALT, (Bosch), FOR ALT: 200A, OE-NO 013 154 00 02, 014 154 07 02 MTR-CODE: 648.961	6PK2260 AP9027 VD1103
E 320 CDI 4-matic	03/05-12/08	OM642.910	165	2987	ALT ALT ONLY WITH VD1073	7PK2035 7PK2035D1 MS33 VD1073
E 350 (211.056)	03/05-12/08	M272.964	200	3498	ALT	6PK2404
E 350 4-matic (211.087)	03/05-12/08	M272.964, M272.972	200	3498	ALT	6PK2404
E 350 CGI (211.057)	09/07-12/08	M272.985	215	3498	ALT	6PK2404
E 400 CDI (211.028)	02/03-12/08	OM628.961	191	3996	ALT	7PK2271

MERCEDES-BENZ





## MERCEDES-BENZ

### E-CLASS (W211)

E 420 CDI (211.029)	01/06-12/08	OM629.910	231	3996	ALT	8PK2290
E 500 (211.070)	03/02-12/08	M113.967	225	4966	ALT, PS, AC, CH-NO X 095169⇒, 11/2002⇒	6PK2380
					ALT, PS, AC, CH-NO A 135822⇒, 10/2002⇒	6PK2380
					ALT, PS, AC, 11/2002⇒, CH-NO X 095169⇒	6PK2380D1
					ALT, PS, AC, 10/2002⇒, CH-NO A 135822⇒	6PK2380D1
					ALT, PS, AC, ⇒CH-NO X 095168, ⇒10/2002	6PK2390
					ALT, PS, AC, ⇒CH-NO A 135821, ⇒09/2002	6PK2390
					ALT, PS, AC, ⇒10/2002, ⇒CH-NO X 095168	6PK2390D1
					ALT, PS, AC, ⇒09/2002, ⇒CH-NO A 135821	6PK2390D1
					ONLY WITH VD1070	MS32 VD1070
E 500 (211.072)	04/06-12/08	M273.960	285	5461	ALT	6PK2404
E 500 4-matic (211.083)	10/03-12/08	M113.969	225	4966	ALT, PS, AC	6PK2380
					ALT, PS, AC	6PK2380D1
					ONLY WITH VD1070	MS32 VD1070
E 500 4-matic (211.090)	04/06-12/08	M273.962	285	5461	ALT	6PK2404
E 55 AMG Kompressor (211.076)	10/02-12/08	M113.990	350	5439	ALT	6PK2445
E 63 AMG (211.077)	03/06-12/08	M156.983	378	6208	ALT	6PK2370
E200 NGT (211.041)	03/04-12/08	M271.941	120	1796	ALT, PS, AC	7PK2418
					ALT, (Bosch), FOR ALT: 120A, OE-NO 271 154 08 02, FOR ALT: 150A, OE-NO 271 154 10 02	AP9020

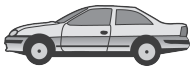
### E-CLASS (W212)

E 200 CDI (212.005)	01/09-	OM651.925	100	2143	ALT	6PK2155
					ALT, (Valeo), FOR ALT: 180A, OE-NO 013 154 68 02, 000 906 79 00	AP9050
E 200 CGI (212.048, 212.148)	08/09-	M271.860, M271.820	135	1796	ALT	6PK2315
					ALT, (Valeo), FOR ALT: 150A, OE-NO 271 154 15 02	AP9026
					ALT, (Valeo), FOR ALT: 150A, OE-NO 013 154 33 02, 014 154 15 02, 000 906 30 00	AP9050
E 220 CDI (212.002)	01/09-	OM651.924	125	2143	ALT	6PK2155
					ALT, (Valeo), FOR ALT: 180A, OE-NO 013 154 68 02, 000 906 79 00	AP9050
E 250 CDI (212.003)	01/09-	OM651.924	150	2143	ALT	6PK2155
					ALT, (Valeo), FOR ALT: 180A, OE-NO 013 154 68 02, 000 906 79 00	AP9050
E 250 CDI 4-matic (212.082)	01/09-	OM651.924	150	2143	ALT, (Valeo), FOR ALT: 180A, OE-NO 014 154 39 02, 000 906 06 01	AP9050
E 250 CGI (212.047, 212.147)	01/09-	M271.860	150	1796	ALT	6PK2315
					ALT, (Valeo), FOR ALT: 150A, OE-NO 271 154 15 02	AP9026
					ALT, (Valeo), FOR ALT: 150A, OE-NO 013 154 33 02, 014 154 15 02, 000 906 30 00	AP9050
E 350 4-matic (212.087)	01/09-08/11	M272.977	200	3498	ALT, CH-NO A 163568⇒, 10/2009⇒	6PK2390
					ALT, ⇒CH-NO A 163567, ⇒09/2009	6PK2404
E 350 BlueTEC (212.024)	01/09-	OM642.850	155	2987	ALT	7PK2035
					ALT	7PK2035D1
					ONLY WITH VD1073	MS33 VD1073
E 350 CDI (212.025)	01/09-	OM642.850	170	2987	ALT	7PK2035
					ALT	7PK2035D1
					ONLY WITH VD1073	MS33 VD1073
E 350 CDI 4-matic (212.089)	09/09-	OM642.856	170	2987	ALT	7PK2035
					ALT	7PK2035D1
					ONLY WITH VD1073	MS33 VD1073
E 350 CGI (212.057)	01/09-08/11	M272.983	215	3498	ALT, CH-NO A 163568⇒, 10/2009⇒	6PK2390
					ALT, ⇒CH-NO A 163567, ⇒09/2009	6PK2404
E 500 (212.072)	01/09-	M273.971	285	5461	ALT, CH-NO A 163568⇒, 10/2009⇒	6PK2390
					ALT, ⇒CH-NO A 163567, ⇒09/2009	6PK2404
E 500 4-matic (212.090)	01/09-	M273.970	285	5461	ALT, CH-NO A 163568⇒, 10/2009⇒	6PK2390
					ALT, ⇒CH-NO A 163567, ⇒09/2009	6PK2404
E 63 AMG (212.077)	12/09-	M156.985	386	6208	ALT	6PK2360

### E-CLASS Cabriolet (A124)

E 200 (124.060)	06/93-03/98	M111.940	100	1998	ALT, PS	6PK2040
					ALT, PS, AC	6PK2140





## MERCEDES-BENZ

### E-CLASS Cabriolet (A124)

E 220 (124.062)	06/93-03/98	M111.960	110	2199	ALT, PS ALT, PS, AC	6PK2040 6PK2140
E 320 (124.066)	06/93-03/98	M104.992, M104.995	162	3199	ALT, PS, (MANL), ⇒MTR-NO 004356 ALT, PS, (AUTOM), ⇒MTR-NO 072236 ALT, PS, (MANL), MTR-NO 005603⇒ ALT, PS, (AUTOM), MTR-NO 102821⇒ ALT, PS, (MANL), MTR-NO 004357⇒, ⇒MTR-NO 005602 ALT, PS, (AUTOM), MTR-NO 072237⇒, ⇒MTR-NO 102820 ALT, PS, AC, (MANL), ⇒MTR-NO 004356 ALT, PS, AC, (AUTOM), ⇒MTR-NO 072236 ALT, PS, AC, (MANL), MTR-NO 005603⇒ ALT, PS, AC, (AUTOM), MTR-NO 102821⇒ ALT, PS, AC, (MANL), MTR-NO 004357⇒, ⇒MTR-NO 005602 ALT, PS, AC, (AUTOM), MTR-NO 072237⇒, ⇒MTR-NO 102820	6PK2330 6PK2330 6PK2360 6PK2360 6PK2380 6PK2380 6PK2415 6PK2415 6PK2445 6PK2445 6PK2475 6PK2475
E 36 AMG (124.066)	05/94-03/98	M104.992 (AMG3.6)	200	3606	ALT, PS, AC	6PK2445

### E-CLASS Cabriolet (A207)

E 200 CGI (207.448)	01/10-	M271.860, M271.820	135	1796	ALT ALT, (Valeo), FOR ALT: 120A, OE-NO 014 154 14 02, FOR ALT: 150A, OE-NO 014 154 15 02, 000 906 30 00	6PK2315 AP9050
E 220 CDI (207.402)	01/10-	OM651.911	125	2143	ALT ALT, (Valeo), FOR ALT: 150A, OE-NO 014 154 11 02	6PK2155 AP9050
E 250 CDI (207.403)	01/10-	OM651.911	150	2143	ALT ALT, (Valeo), FOR ALT: 150A, OE-NO 014 154 11 02	6PK2155 AP9050
E 250 CGI (207.447)	01/10-	M271.860	150	1796	ALT ALT, (Valeo), FOR ALT: 120A, OE-NO 014 154 14 02, FOR ALT: 150A, OE-NO 014 154 15 02, 000 906 30 00	6PK2315 AP9050
E 350 CDI (207.422)	01/10-	OM642.836	170	2987	ALT ALT ONLY WITH VD1073	7PK2035 7PK2035D1 MS33 VD1073
E 350 CGI (207.457)	01/10-	M272.984, M272.982	215	3498	ALT, (7-GEAR-AUTOM) ALT, (NOT FOR 7-GEAR AUTOM)	6PK2390 6PK2415
E 500 (207.472)	01/10-	M273.966	285	5461	ALT, (7-GEAR-AUTOM) ALT, (NOT FOR 7-GEAR AUTOM)	6PK2390 6PK2415

### E-CLASS Coupe (C124)

E 200 (124.040)	06/93-06/97	M111.940	100	1998	ALT, PS ALT, PS, AC	6PK2040 6PK2140
E 220 (124.042)	06/93-06/97	M111.960	110	2199	ALT, PS ALT, PS, AC	6PK2040 6PK2140
E 320 (124.052)	06/93-06/97	M104.992	162	3199	ALT, PS, (MANL), ⇒MTR-NO 004356 ALT, PS, (AUTOM), ⇒MTR-NO 072236 ALT, PS, (MANL), MTR-NO 005603⇒ ALT, PS, (AUTOM), MTR-NO 102821⇒ ALT, PS, (MANL), MTR-NO 004357⇒, ⇒MTR-NO 005602 ALT, PS, (AUTOM), MTR-NO 072237⇒, ⇒MTR-NO 102820 ALT, PS, AC, (MANL), ⇒MTR-NO 004356 ALT, PS, AC, (AUTOM), ⇒MTR-NO 072236 ALT, PS, AC, (MANL), MTR-NO 005603⇒ ALT, PS, AC, (AUTOM), MTR-NO 102821⇒ ALT, PS, AC, (MANL), MTR-NO 004357⇒, ⇒MTR-NO 005602 ALT, PS, AC, (AUTOM), MTR-NO 072237⇒, ⇒MTR-NO 102820	6PK2330 6PK2330 6PK2360 6PK2360 6PK2380 6PK2380 6PK2415 6PK2415 6PK2445 6PK2445 6PK2475 6PK2475
E 36 AMG (124.052)	05/94-06/97	M104.992 (AMG3.6)	200	3606	ALT, PS, AC	6PK2445

### E-CLASS Coupe (C207)

E 200 CGI (207.348)	01/10-	M271.860, M271.820	135	1796	ALT ALT, (Valeo), FOR ALT: 120A, OE-NO 014 154 14 02, FOR ALT: 150A, OE-NO 014 154 15 02, 000 906 30 00	6PK2315 AP9050
E 220 CDI (207.302)	01/10-	OM651.911	125	2143	ALT ALT, (Valeo), FOR ALT: 150A, OE-NO 014 154 11 02	6PK2155 AP9050
E 250 CDI (207.303)	01/09-	OM651.911	150	2143	ALT, (Valeo), FOR ALT: 150A, OE-NO 014 154 11 02	AP9050
E 250 CGI (207.347)	01/09-	M271.860	150	1796	ALT, (Valeo), FOR ALT: 120A, OE-NO 014 154 14 02, FOR ALT: 150A, OE-NO 014	AP9050







## MERCEDES-BENZ

### E-CLASS Coupe (C207)

					154 15 02, 000 906 30 00	
E 350 CGI (207.357)	01/09-	M272.984, M272.982	215	3498	ALT, (7-GEAR-AUTOM) ALT, (NOT FOR 7-GEAR AUTOM)	6PK2390 6PK2415

### E-CLASS Kombi (S124)

E 200 T (124.079)	06/93-06/96	M111.940	100	1998	ALT, PS ALT, PS, AC	6PK2040 6PK2140
E 220 T (124.082)	06/93-06/96	M111.960	110	2199	ALT, PS ALT, PS, AC	6PK2040 6PK2140
E 250 T D (124.186)	06/93-06/96	OM605.911	83	2497	2.FAN ALT, (-AC) ALT, (AC)	2PJ860 6PK2080 6PK2140
E 250 Turbo D	06/93-06/96	OM602.962	93	2497	ALT ALT, AC	6PK2030 6PK2100
E 280 T (124.088)	06/93-06/96	M104.942	142	2799	ALT, PS, (MANL), ⇒MTR-NO 005789 ALT, PS, (AUTOM), ⇒MTR-NO 048696 ALT, PS, (MANL), MTR-NO 005790⇒ ALT, PS, (AUTOM), MTR-NO 048697⇒ ALT, PS, AC, (MANL), ⇒MTR-NO 005789 ALT, PS, AC, (AUTOM), ⇒MTR-NO 048696 ALT, PS, AC, (MANL), MTR-NO 005790⇒ ALT, PS, AC, (AUTOM), MTR-NO 048697⇒	6PK2330 6PK2330 6PK2380 6PK2380 6PK2415 6PK2415 6PK2475 6PK2475
E 280 T (124.088)	06/93-06/96	M104.942	145	2799	ALT, PS, (MANL), ⇒MTR-NO 005789 ALT, PS, (AUTOM), ⇒MTR-NO 048696 ALT, PS, (MANL), MTR-NO 005790⇒ ALT, PS, (AUTOM), MTR-NO 048697⇒ ALT, PS, AC, (MANL), ⇒MTR-NO 005789 ALT, PS, AC, (AUTOM), ⇒MTR-NO 048696 ALT, PS, AC, (MANL), MTR-NO 005790⇒ ALT, PS, AC, (AUTOM), MTR-NO 048697⇒	6PK2330 6PK2330 6PK2380 6PK2380 6PK2415 6PK2415 6PK2475 6PK2475
E 300 T 4-matic (124.290)	06/93-06/96	M103.985	132	2960	ALT, (-AC) ALT, (AC), (-LC) ALT, (AC), (LC)	6PK2175 6PK2257 6PK2415
E 300 T D (124.191)	06/93-06/96	OM606.910	100	2996	ALT, PS ALT, PS, AC	6PK2080 6PK2145
E 300 T Turbo-D (124.193)	06/93-06/96	OM603.960	108	2996	ALT ALT, PS ALT, PS, AC	6PK1015 6PK2080 6PK2145
E 300 T Turbo-D 4-matic (124.393)	06/93-06/96	OM603.963	108	2996	ALT ALT, PS ALT, PS, AC	6PK1015 6PK2080 6PK2145
E 300 TE-24 AMG (124.091)	06/93-06/96	M104.980	162	2960	ALT, (-AC), (AUTOM), MTR-NO 042811⇒, (-CAT) ALT, (-AC), (MANL), MTR-NO 009077⇒, (-CAT) ALT, (-AC), (MANL), MTR-NO 004957⇒, ⇒MTR-NO 009076, (-CAT) ALT, (-AC), (AUTOM), MTR-NO 021005⇒, ⇒MTR-NO 042810, (-CAT) ALT, (AC), (AUTOM), MTR-NO 042811⇒, (-CAT) ALT, (AC), (MANL), MTR-NO 009077⇒, (-CAT) ALT, (AC), (MANL), MTR-NO 004957⇒, ⇒MTR-NO 009076, (-CAT) ALT, (AC), (AUTOM), MTR-NO 021005⇒, ⇒MTR-NO 042810, (-CAT) ALT, (-AC), (MANL), MTR-NO 009077⇒, (CAT) ALT, (-AC), (AUTOM), MTR-NO 042811⇒ ALT, (-AC), (MANL), MTR-NO 004957⇒, ⇒MTR-NO 009076, (CAT) ALT, (-AC), (AUTOM), MTR-NO 021005⇒, ⇒MTR-NO 042810, (CAT) ALT, (AC), (AUTOM), MTR-NO 042811⇒, (CAT) ALT, (AC), (MANL), MTR-NO 009077⇒, (CAT) ALT, (AC), (AUTOM), ⇒MTR-NO 042810, (CAT) ALT, (AC), (MANL), ⇒MTR-NO 009076, (CAT)	6PK2175 6PK2175 6PK2205 6PK2205 6PK2260 6PK2260 6PK2285 6PK2285 6PK2330 6PK2330 6PK2360 6PK2360 6PK2415 6PK2415 6PK2445 6PK2445
E 320 T (124.092)	06/93-06/96	M104.992	162	3199	ALT, PS, (MANL), ⇒MTR-NO 004356 ALT, PS, (AUTOM), ⇒MTR-NO 072236 ALT, PS, (MANL), MTR-NO 005603⇒ ALT, PS, (AUTOM), MTR-NO 102821⇒ ALT, PS, (MANL), MTR-NO 004357⇒, ⇒MTR-NO 005602 ALT, PS, (AUTOM), MTR-NO 072237⇒,	6PK2330 6PK2330 6PK2360 6PK2360 6PK2380 6PK2380





# MERCEDES-BENZ

E-CLASS Kombi (S124)						
						ALT, PS, AC, (MANL), ⇒MTR-NO 004356 <b>6PK2415</b> ALT, PS, AC, (AUTOM), ⇒MTR-NO 072236 <b>6PK2415</b> ALT, PS, AC, (MANL), MTR-NO 005603⇒ <b>6PK2445</b> ALT, PS, AC, (AUTOM), MTR-NO 102821⇒ <b>6PK2445</b> ALT, PS, AC, (MANL), MTR-NO 004357⇒, <b>6PK2475</b> ⇒MTR-NO 005602 ALT, PS, AC, (AUTOM), MTR-NO <b>6PK2475</b> 072237⇒, ⇒MTR-NO 102820
E 36 T AMG (124.092)	05/94-06/96	M104.992 (AMG3.6)	200	3606		ALT, PS, AC <b>6PK2445</b>
E-CLASS Kombi (S210)						
E 200 T (210.235)	06/96-08/00	M111.942	100	1998		2.FAN <b>2PJ860</b> ALT, (-AC) <b>6PK2055</b> ALT, (AC) <b>6PK2155</b>
E 200 T Kompressor (210.245)	06/97-03/03	M111.947	137	1998		ALT, AIRC <b>6PK1330</b> WP, FAN, PS, (LC) <b>6PK1760</b> WP, FAN, PS <b>6PK1775</b> WP, FAN, AC, PS, (LC) <b>6PK1863</b> WP, FAN, AC, PS <b>6PK1873</b>
E 200 T Kompressor (210.248)	08/00-03/03	M111.957	120	1998		ALT, AIRC <b>6PK1352</b> WP, PS, AC <b>6PK1870</b>
E 220 T CDI (210.206)	06/98-07/99	OM611.961	92	2151		ALT, PS, (-AC) <b>6PK2196</b> ALT, PS, AC <b>6PK2271</b> ONLY WITH VD1036, ONLY WITH VD1042 <b>MS23</b> ALT, (Bosch), FOR ALT: 115A, OE-NO 012 154 54 02, 011 154 78 02 <b>AP9015</b> ALT, (Bosch), FOR ALT: 150A, OE-NO 000 150 06 50, 000 150 28 50 <b>AP9024</b> (5-GEAR-AUTOM) <b>VD1036</b> (MANL) <b>VD1042</b>
	07/99-03/03		105	2148		ALT, PS, (-AC) <b>6PK2196</b> ALT, PS, AC <b>6PK2271</b> ALT, PS, AC, (5-GEAR-AUTOM) <b>6PK2271D1</b> ONLY WITH VD1036, ONLY WITH VD1042 <b>MS23</b> ALT, (Bosch), FOR ALT: 115A, OE-NO 012 154 54 02, 011 154 78 02 <b>AP9015</b> ALT, (Bosch), FOR ALT: 150A, OE-NO 000 150 06 50, 000 150 28 50 <b>AP9024</b> ALT, (Delphi), FOR ALT: 190A, OE-NO 000 150 16 50, 000 150 24 50 <b>AP9024</b> (5-GEAR-AUTOM) <b>VD1036</b> (MANL) <b>VD1042</b>
E 230 T (210.237)	06/96-06/97	M111.970	110	2295		2.FAN <b>2PJ860</b> ALT, (-AC) <b>6PK2055</b> ALT, (AC) <b>6PK2155</b>
E 240 T (210.261)	06/97-03/03	M112.911	125	2398		2.FAN <b>2PJ860</b> ALT, PS, (-AC) <b>6PK2315</b> ALT, PS, (AC) <b>6PK2390</b> ALT, PS, (AC) <b>6PK2390D1</b>
E 240 T (210.262)	08/00-03/03	M112.914	125	2597		ALT, PS, AC <b>6PK2390</b> ALT, PS, AC <b>6PK2390D1</b>
E 250 T D (210.210)	06/96-07/99	OM605.912	83	2497		2.FAN <b>2PJ860</b> ALT, PS <b>6PK2080</b> AC <b>6PK2140</b> ALT, (Bosch), FOR ALT: 90A, OE-NO 009 154 30 02, 010 154 47 02, 010 154 48 02, FOR ALT: 115A, OE-NO 010 154 94 02 <b>AP9034</b> ALT, (Valeo), FOR ALT: 90A, OE-NO 009 154 58 02, 010 154 54 02, 011 154 00 02
E 250 T Turbo-D (210.215)	06/97-07/99	OM605.962	110	2497		2.FAN <b>2PJ860</b> ALT, WP, FAN, PS <b>6PK2080</b> ALT, WP, FAN, AC, PS, OE-NO 0109977992 <b>6PK2140</b> ALT, WP, FAN, AC, PS, OE-NO 0089973892 <b>6PK2145</b>
E 270 T CDI (210.216)	07/99-03/03	OM612.961	125	2685		ALT, PS, AC <b>6PK2271</b> ⇒MTR-NO 51184580, ALT, PS, AC <b>6PK2271D1</b> ONLY WITH VD1036, MTR-NO 51184581⇒ <b>MS16</b> ONLY WITH VD1036, ⇒MTR-NO 51184580 <b>MS23</b> ALT, (Bosch), FOR ALT: 120A, OE-NO 010 154 96 02, 011 154 78 02, 012 154 54 02 <b>AP9010</b> ALT, (Bosch), FOR ALT: 150A, OE-NO 000 150 06 50, 000 150 28 50, FOR ALT: 190A, OE-NO 000 154 16 50, 000 154 24 50 <b>AP9024</b> (5-GEAR-AUTOM), OE-NO A611 030 17 03 <b>VD1036</b>
E 280 T (210.263)	12/96-03/03	M112.921	150	2799		2.FAN <b>2PJ860</b> ALT, PS, (-AC) <b>6PK2315</b> ALT, PS, (AC) <b>6PK2390</b> ALT, PS, (AC) <b>6PK2390D1</b>
E 280 T 4-matic	12/96-03/03	M112.921	150	2799		2.FAN <b>2PJ860</b>

MERCEDES-BENZ



## MERCEDES-BENZ

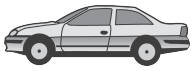
### E-CLASS Kombi (S210)

↔ (210.281)						ALT, PS, (-AC) ALT, PS, (AC) ALT, PS, (AC)	6PK2315 6PK2390 6PK2390D1
E 290 T Turbo-D (210.217)	06/96-07/99	OM602.982	95	2874		2.FAN ALT ALT, AC ALT, (Bosch), FOR ALT: 90A, OE-NO 010 154 08 02, 010 154 48 02, FOR ALT: 115A, OE-NO 010 154 94 02	2PJ860 6PK2100 6PK2145 AP9034
E 300 T Turbo-D (210.225)	12/96-07/99	OM606.962	130	2996		2.FAN ALT, PS ALT, PS, AC ALT, (Bosch), FOR ALT: 90A, OE-NO 010 154 48 02, FOR ALT: 115A, OE-NO 010 154 94 02	2PJ860 6PK2065 6PK2130 AP9034
E 320 T (210.265)	12/96-03/03	M112.941	165	3199		2.FAN ALT, PS, AC ALT, PS, AC	2PJ860 6PK2390 6PK2390D1
E 320 T 4-matic (210.282)	12/96-03/03	M112.941	165	3199		2.FAN ALT, PS, AC ALT, PS, AC	2PJ860 6PK2390 6PK2390D1
E 320 T CDI (210.226)	07/99-03/03	OM613.961	145	3226		ALT, WP, AC, PS ALT, (Bosch), FOR ALT: 150A, OE-NO 000 150 06 50, 000 150 20 50 MTR-CODE: 613.961	6PK2271 AP9024  VD1103
E 420 T (210.272)	06/96-06/97	M119.985	205	4196		2.FAN ALT, (-AC) ALT, (AC)	2PJ860 6PK2433 6PK2510
E 430 T (210.270)	06/97-03/03	M113.940	205	4266		2.FAN ALT, PS, (-AC) ALT, PS, (AC) ALT, PS, (AC)	2PJ860 6PK2315 6PK2390 6PK2390D1
E 430 T 4-matic (210.283)	05/99-03/03	M113.940	205	4266		2.FAN ALT, PS, (-AC) ALT, PS, (AC) ALT, PS, (AC)	2PJ860 6PK2315 6PK2390 6PK2390D1
E 55 T AMG (210.274)	08/97-03/03	M113.980	260	5439		2.FAN ALT, (-AC) ALT, (AC)	2PJ860 6PK2315 6PK2390
E 55 T AMG 4-matic (210.283)	03/01-03/03	M113.980	260	5439		2.FAN ALT, (-AC) ALT, (AC)	2PJ860 6PK2315 6PK2390

### E-CLASS T-Model (S211)

3.5 4-matic	08/04-08/06	M272.972	205	3498		ALT	6PK2415
350 CGI (211.257)	05/06-07/09	M272.985	215	3498		ALT	6PK2404
E 200 CDI (211.207)	04/06-07/09	OM646.821	100	2148		ALT ONLY WITH VD1042 ALT, (Bosch), FOR ALT: 180A, OE-NO 013 154 90 02, FOR ALT: 200A, OE-NO 013 154 59 02	6PK2260 MS16 AP9027  VD1042
E 200 Kompressor (211.241)	04/06-07/09	M271.956	135	1796		ALT ALT, (Bosch), FOR ALT: 120A, OE-NO 271 154 08 02, FOR ALT: 150A, OE-NO 271 154 10 02	7PK2418 AP9020
E 200 T Kompressor (211.242)	03/03-07/09	M271.941	120	1796		ALT, PS, AC ALT, (Bosch), FOR ALT: 120A, OE-NO 271 154 08 02, FOR ALT: 150A, OE-NO 271 154 10 02	7PK2418 AP9020
E 220 CDI (211.206)	03/03-07/09	OM646.961	100	2148		ALT, ⇒CH-NO A348117, X109211, ⇒06/2003 ALT, CH-NO A348118⇒, X109212⇒, 07/2003⇒ CH-NO A348118⇒, X109212⇒, ⇒MTR-NO 30562087, 07/2003⇒, ⇒06/2006, ALT, (5-GEAR-AUTOM) MTR-NO 30562319⇒, 07/2006⇒, ALT, (5-GEAR-AUTOM) MTR-NO 30562319⇒, 40008578⇒, ONLY WITH VD1036 ⇒MTR-NO 30562318, 40008577, ONLY WITH VD1036 ALT, (Bosch), FOR ALT: 200A, OE-NO 012 154 98 02, 013 154 00 02, MTR-NO 30085732⇒, 06/2003⇒	6PK2241  6PK2260 6PK2260D1 6PK2260D3 MS16 MS23 AP9027  VD1036
E 220 T CDI (211.206)	03/03-07/09	OM646.961	110	2148		ALT, ⇒CH-NO A348117, X109211, ⇒06/2003	6PK2241





## MERCEDES-BENZ

### E-CLASS T-Model (S211)

						ALT, CH-NO A348118⇒, X109212⇒, 07/2003⇒ 07/2003⇒, ⇒06/2006, CH-NO A348118⇒, X109212⇒, ⇒MTR-NO 30562087, ALT, (5-GEAR-AUTOM) MTR-NO 30562319⇒, 07/2006⇒, ALT, (5-GEAR-AUTOM) ONLY WITH VD1036, ONLY WITH VD1042, MTR-NO 30562319⇒, 40008578⇒ ONLY WITH VD1036, ONLY WITH VD1042, ⇒MTR-NO 30562318, 40008577 ALT, (Bosch), FOR ALT: 200A, OE-NO 012 154 98 02, 013 154 00 02, MTR-NO 30085732⇒, 06/2003⇒ (5-GEAR-AUTOM), MTR-NO 30038201⇒ (MANL), MTR-NO 30038201⇒	<b>6PK2260</b> <b>6PK2260D1</b> <b>6PK2260D3</b> <b>MS16</b> <b>MS23</b> <b>AP9027</b> <b>VD1036</b> <b>VD1042</b>
E 220 T CDI (211.208)	04/06-07/09	OM646.821	125	2148		ALT ONLY WITH VD1042 ALT, (Bosch), FOR ALT: 180A, OE-NO 013 154 90 02, FOR ALT: 200A, OE-NO 013 154 59 02	<b>6PK2260</b> <b>MS16</b> <b>AP9027</b> <b>VD1042</b>
E 230 T (211.252)	05/07-07/09	M272.922	150	2496		ALT ONLY WITH VD1072	<b>6PK2404</b> <b>MS32</b> <b>VD1072</b>
E 240 T (211.261)	03/03-07/09	M112.913	130	2597		ALT, PS, AC ALT, PS, AC ONLY WITH VD1070	<b>6PK2380</b> <b>6PK2380D1</b> <b>MS32</b> <b>VD1070</b>
E 240 T 4-matic (211.280)	07/03-07/09	M112.917	130	2597		ALT, PS, AC ALT, PS, AC ONLY WITH VD1070	<b>6PK2380</b> <b>6PK2380D1</b> <b>MS32</b> <b>VD1070</b>
E 270 T CDI (211.216)	03/03-07/09	OM647.961	130	2685		ALT, ⇒CH-NO A348117, X109211, ⇒06/2003 ALT, CH-NO A348118⇒, X109212⇒, 07/2003⇒ 07/2003⇒, ⇒04/2006, CH-NO A348118⇒, X109212⇒, MTR-NO 30070144⇒, ⇒MTR- NO 30131767, ALT ONLY WITH VD1036, MTR-NO 30562319⇒, 40008578⇒ ONLY WITH VD1036, ⇒MTR-NO 30562318, 40008577 ALT, (Bosch), FOR ALT: 200A, OE-NO 012 154 98 02, MTR-NO 30070144⇒, 07/2003⇒ (5-GEAR-AUTOM), MTR-NO 30070144⇒	<b>6PK2241</b> <b>6PK2260</b> <b>6PK2260D1</b> <b>MS16</b> <b>MS23</b> <b>AP9027</b> <b>VD1036</b>
E 280 T (211.254)	03/05-07/09	M272.943	170	2996		ALT, WP, PS, AC ONLY WITH VD1072	<b>6PK2404</b> <b>MS32</b> <b>VD1072</b>
E 280 T 4-matic (211.292)	03/05-07/09	M272.943	170	2996		ALT, WP, PS, AC ONLY WITH VD1072	<b>6PK2404</b> <b>MS32</b> <b>VD1072</b>
E 280 T CDI (211.220)	03/05-07/09	OM642.920	140	2987		ALT ALT ONLY WITH VD1073	<b>7PK2035</b> <b>7PK2035D1</b> <b>MS33</b> <b>VD1073</b>
E 280 T CDI (211.223)	05/04-07/09	OM648.961	130	3222		ALT ALT, (Bosch), FOR ALT: 200A, OE-NO 013 154 00 02, 014 154 07 02 MTR-CODE: 648.961	<b>6PK2260</b> <b>AP9027</b> <b>VD1103</b>
E 280 T CDI 4-matic (211.284)	03/05-07/09	OM642.921	140	2987		ALT, PS, AC ALT, PS, AC ONLY WITH VD1073	<b>7PK2035</b> <b>7PK2035D1</b> <b>MS33</b> <b>VD1073</b>
E 320 T (211.265)	03/03-07/09	M112.949	165	3199		ALT, PS, AC ALT, PS, AC ONLY WITH VD1070	<b>6PK2380</b> <b>6PK2380D1</b> <b>MS32</b> <b>VD1070</b>
E 320 T 4-matic (211.282)	07/03-07/09	M112.954	165	3199		ALT, PS, AC ALT, PS, AC ONLY WITH VD1070	<b>6PK2380</b> <b>6PK2380D1</b> <b>MS32</b> <b>VD1070</b>
E 320 T CDI (211.222)	03/05-07/09	OM642.920	165	2987		ALT ALT ONLY WITH VD1073	<b>7PK2035</b> <b>7PK2035D1</b> <b>MS33</b> <b>VD1073</b>



## MERCEDES-BENZ

### E-CLASS T-Model (S211)

↔ E 320 T CDI (211.226)	03/03-07/09	OM648.961	150	3222	ALT ALT, (Bosch), FOR ALT: 200A, OE-NO 013 154 00 02, 014 154 07 02 MTR-CODE: 648.961	6PK2260 AP9027  VD1103
E 320 T CDI 4-matic (211.289)	03/05-07/09	OM642.920	165	2987	ALT ALT ONLY WITH VD1073	7PK2035 7PK2035D1 MS33 VD1073
E 350 T (211.256)	03/05-07/09	M272.964, M272.972	200	3498	ALT	6PK2404
E 350 T 4-matic (211.287)	03/05-07/09	M272.964, M272.972	200	3498	ALT	6PK2404
E 500 T (211.270)	10/03-07/09	M113.967	225	4966	ALT, PS, AC ALT, PS, AC ONLY WITH VD1070	6PK2380 6PK2380D1 MS32 VD1070
E 500 T (211.272)	04/06-07/09	M273.960	285	5461	ALT	6PK2404
E 500 T 4-matic (211.283)	10/03-07/09	M113.969	225	4966	ALT, PS, AC ALT, PS, AC ONLY WITH VD1070	6PK2380 6PK2380D1 MS32 VD1070
E 500 T 4-matic (211.290)	04/06-07/09	M273.962	285	5461	ALT	6PK2404
E 55 T AMG Kompressor (211.276)	07/03-07/09	M113.990	350	5439	ALT	6PK2445
E 63 AMG (211.277)	03/06-07/09	M156.983	378	6208	ALT	6PK2370

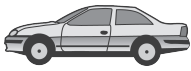
### E-CLASS T-Model (S212)

E 200 CDI (212.205)	11/09-	OM651.925	100	2143	ALT ALT, (Valeo), FOR ALT: 180A, OE-NO 013 154 68 02, 000 906 79 00	6PK2155 AP9050
E 200 CGI (212.248)	11/09-	M271.860, M271.820	135	1796	ALT ALT, (Valeo), FOR ALT: 150A, OE-NO 271 154 15 02 ALT, (Valeo), FOR ALT: 150A, OE-NO 013 154 33 02, 014 154 15 02, 000 906 30 00	6PK2315 AP9026  AP9050
E 220 CDI (212.202)	11/09-	OM651.924	125	2143	ALT ALT, (Valeo), FOR ALT: 180A, OE-NO 013 154 68 02, 000 906 79 00	6PK2155 AP9050
E 250 CDI (212.203)	11/09-	OM651.924	150	2143	ALT ALT, (Valeo), FOR ALT: 180A, OE-NO 013 154 68 02, 000 906 79 00	6PK2155 AP9050
E 250 CGI (212.247)	11/09-	M271.860	150	1796	ALT ALT, (Valeo), FOR ALT: 150A, OE-NO 271 154 15 02 ALT, (Valeo), FOR ALT: 150A, OE-NO 013 154 33 02, 014 154 15 02, 000 906 30 00	6PK2315 AP9026  AP9050
E 350 (212.256)	08/09-	M272.980	200	3498	ALT, 10/2009⇒ ALT, ⇒10/2009	6PK2390 6PK2404
E 350 4-matic (212.287)	11/09-	M272.977	200	3498	ALT, CH-NO A 163568⇒, 10/2009⇒	6PK2390
E 350 BlueTEC (212.224)	11/09-	OM642.850	155	2987	ALT ALT ONLY WITH VD1073	7PK2035 7PK2035D1 MS33 VD1073
E 350 CDI (212.225)	11/09-	OM642.850	170	2987	ALT ALT ONLY WITH VD1073	7PK2035 7PK2035D1 MS33 VD1073
E 350 CGI (212.257)	11/09-	M272.983	215	3498	ALT, CH-NO A 163568⇒, 10/2009⇒	6PK2390
E 500 (212.272)	11/09-	M273.971	285	5461	ALT, CH-NO A 163568⇒, 10/2009⇒	6PK2390
E 63 AMG (212.277)	08/09-	M156.985	386	6208	ALT	6PK2360

### G-CLASS (W460)

230 G (460,2)	02/80-07/87	M115.973	75	2277	ALT, MTR-NO 2763⇒ ALT, ⇒MTR-NO 2762 AC PS PS	AVX10X940 AVX10X960 AVX13X1350 AVX13X950 AVX13X975
	03/79-07/93		66	2307	ALT, MTR-NO 2763⇒ ALT, ⇒12/1979, ⇒MTR-NO 2762 AC PS, OE-NO 0059971192 PS, OE-NO 0069970592	AVX10X940 AVX10X960 AVX13X1350 AVX13X950 AVX13X975
230 GE (460,2)	05/87-08/92	M102.979, M102.987	90	2298	ALT, (-AC) ALT, (AC)	6PK1850 6PK2245
	04/82-08/92	M102.981, M102.987, M102.989	92	2299	ALT PS AC	AVX10X1005 AVX13X750 AVX13X875
240 GD (460,3)	03/79-08/87	OM616.936	53	2399	ALT, ⇒12/1979, ⇒MTR-NO 000007 ALT, MTR-NO 000008⇒	AVX10X960 AVX13X1025





## MERCEDES-BENZ

### G-CLASS (W460)

↩						AC	AVX13X1350
250 GD (460,3)	10/87-12/92	OM602.930	62	2497		ALT, PS, ⇨08/1992	6PK2050
	12/88-08/92		68			AC, ⇨08/1992	6PK2120
						ALT, PS	6PK2050
						ALT, PS, AC	6PK2130
280 GE (460,2)	08/84-08/89	M110.994	110	2746		ALT	AVX10X940
						PS	AVX13X1000
						AC	AVX13X1285
	11/79-08/89		115			ALT	AVX10X940
						PS	AVX13X1000
						AC	AVX13X1285
300 GD (460,3)	12/79-12/91	OM617.931	65	2998		ALT	AVX13X1030
						PS	AVX13X1150
						AC	AVX13X1350
300 GD (460,3)	03/79-07/93	OM603.912	83	2996		ALT, PS, (AUTOM)	6PK2175
						ALT, PS, (MANL)	6PK2257
						ALT, PS, AC	6PK2360

### G-CLASS (W461)

230 GE (461)	06/93-	M102.996, M102.997	92	2298		ALT, (-AC)	6PK1850
						ALT, (AC)	6PK2245
230 GE (461.238, 461.239)	02/93-	M102.979	90	2298		ALT, (-AC)	6PK1850
						ALT, (AC)	6PK2245
290 GD/G 290 D (461.337, 461.338)	04/92-	OM602.942	70	2874		ALT, PS, ⇨CH-NO 000454	6PK2030
						ALT, PS, CH-NO 000455⇨	6PK2080
						AC, ⇨CH-NO 000454	6PK2100
						AC, CH-NO 000455⇨	6PK2145
G 290 TD (461.335, 461.336)	07/97-	OM602.983	88	2874		ALT, (-AC)	6PK2080
						ALT, (AC)	6PK2150
						ALT, (Bosch), FOR ALT: 90A, OE-NO 010 154 08 02, FOR ALT: 80A, OE-NO 011 154 22 02, 011 154 54 02	AP9034

### G-CLASS (W463)

230 GE (463.224, 463.225)	06/90-06/93	M102.989	93	2298		ALT, (-AC)	6PK1850
						ALT, (AC)	6PK2245
250 GD (463.324, 463.325)	06/90-	OM602.931	69	2497		ALT, PS	6PK2050
						ALT, PS, AC	6PK2130
300 GD (463.327, 463.328)	09/89-	OM603.931	83	2996		ALT	6PK2050
						ALT, AC	6PK2120
300 GE (463.227, 463.228)	06/90-	M103.987	128	2960		ALT, (-AC), (MANL)	6PK2175
						ALT, (-AC), (AUTOM)	6PK2257
			125			ALT, (AC)	6PK2360
						ALT, (-AC), (MANL)	6PK2175
						ALT, (-AC), (AUTOM)	6PK2257
						ALT, (AC)	6PK2360
350 G Turbo D (463.320, 463.321)	09/91-	OM603.972	100	3449		ALT, ⇨12/1993, ⇨MTR-NO 002097	6PK2020
						ALT, 01/1993⇨, MTR-NO 002098⇨	6PK2080
						ALT, AC, OE-NO 0089973692, ⇨MTR-NO 002097	6PK2100
						ALT, AC, ⇨12/1993, OE-NO 0089973492	6PK2120
						ALT, AC, 01/1993⇨, MTR-NO 002098⇨	6PK2145
G 270 CDI (463.322, 463.323)	10/01-	OM612.965	115	2685		ALT, CH-NO X-127404⇨	6PK2250
						ALT, (Bosch), FOR ALT: 150A, OE-NO 000 150 28 50	AP9024
G 300 TD (463.330, 463.331)	08/96-	OM606.964	130	2996		ALT, PS	6PK2080
						AC	6PK2145
						ALT, (Bosch), FOR ALT: 90A, OE-NO 010 154 08 02, FOR ALT: 115A, OE-NO 011 154 08 02	AP9034
G 320 (463.230, 463.231)	09/94-12/97	M104.996	155	3199		ALT, 03/1996⇨	6PK2130
						ALT, ⇨03/1996	6PK2150
						ALT, AC, ⇨03/1996	6PK2415
G 320 CDI (463.340, 463.341, 463.343)	09/06-	OM642.970	165	2987		ALT, 03/2008⇨, CH-NO X 175013⇨	7PK2035
						ALT, ⇨03/2008, ⇨CH-NO X 175012	8PK2035
G 36 AMG	01/95-		200	3606		ALT, (-AC), MTR-NO 002384⇨	6PK2120
						ALT, (-AC), ⇨MTR-NO 002383	6PK2140
						ALT, (AC), MTR-NO 002384⇨	6PK2380
						ALT, (AC), ⇨MTR-NO 002383	6PK2415
G 400 CDI (463.332, 463.333)	12/00-	OM628.962	184	3996		ALT, CH-NO 142102⇨	7PK2265
						ALT, ⇨CH-NO 142101	7PK2271
G 55 AMG (463.270, 463.271)	06/04- 08/06-	M113.993	350 368	5439		ALT	6PK2445
						ALT	6PK2445

### G-CLASS Cabrio (W463)

200 GE (463.221)	01/90-07/93	M102.965	80	1996		ALT, (-AC)	6PK1850
						ALT, (AC)	6PK2245
230 GE (463.204)	06/90-02/93	M102.989	93	2298		ALT, (-AC)	6PK1850
						ALT, (AC)	6PK2245
300 GD (463.307)	12/90-09/97	OM603.931	83	2996		ALT	6PK2050
						ALT, AC	6PK2120





## MERCEDES-BENZ

### G-CLASS Cabrio (W463)

↔ 300 GE (463.207)	09/89-09/97	M103.987	125	2960	ALT, PS ALT, PS, AC	6PK2175 6PK2360
320 GE (463.208)	09/94-11/97	M104.996	155	3199	ALT, PS, MTR-NO 002384↔ ALT, PS, ↔MTR-NO 002383 ALT, PS, AC	6PK2130 6PK2150 6PK2415
350 G Turbo-D (463.300)	09/91-09/97	OM603.972	100	3449	ALT, PS, ↔MTR-NO 002097 ALT, PS, MTR-NO 002098↔ ALT, PS, AC, ↔MTR-NO 002097 ALT, PS, AC, MTR-NO 002098↔	6PK2030 6PK2080 6PK2100 6PK2145
G 300 TD (463.308)	09/96-	OM606.964	130	2996	ALT, PS AC ALT, (Bosch), FOR ALT: 90A, OE-NO 010 154 08 02, FOR ALT: 115A, OE-NO 011 154 08 02	6PK2080 6PK2145 AP9034
G 320 CDI	09/06-	OM642.970	165	2987	ALT, 03/2008↔, CH-NO X 175013↔ ALT, ↔03/2008, ↔CH-NO X 175012	7PK2035 8PK2035
G 400 CDI (463.309)	12/00-	OM628.962	184	3996	ALT	7PK2271
G 500	12/09-	M273.963	285	5461	ALT	6PK2404

### GL-CLASS (X164)

GL 320 CDI (164.822)	09/06-05/09	OM642.940	165	2987	ALT, CH-NO A 390565↔, 03/2008↔ ALT, CH-NO A 390565↔, 03/2008↔ ALT, ↔CH-NO A 390564, ↔02/2008 ONLY WITH VD1073 MTR-NO 40777760↔	7PK2035 7PK2035D1 8PK2035 MS33 VD1073
GL 350 CDI (164.822)	05/09-	OM642.940	165	2987	ALT ALT ONLY WITH VD1073	7PK2035 7PK2035D1 MS33 VD1073
GL 350 CDI BlueTEC (164.824, 164.825)	12/09-	OM642.820	155	2987	ALT ALT ONLY WITH VD1073	7PK2035 7PK2035D1 MS33 VD1073
GL 420 CDI (164.828)	09/06-05/09	OM629.912	225	3996	ALT, PS, AC	8PK2290
GL 450 (164.871)	09/06-	M273.923	250	4663	ALT	6PK2404
GL 450 CDI (164.828)	05/09-	OM629.912	225	3996	ALT	8PK2290
GL 500 (164.886)	09/06-	M273.963	285	5461	ALT	6PK2404

### GLK-CLASS (X204)

200 CDI (204.901)	07/10-	OM651.913	105	2143	ALT, (Valeo), FOR ALT: 180A, OE-NO 013 154 68 02, 000 906 79 00	AP9050
220 CDI (204.902)	12/08-	OM651.916	125	2143	ALT, (Valeo), FOR ALT: 180A, OE-NO 014 154 39 02, 000 906 06 01	AP9050
			120		ALT, (Valeo), FOR ALT: 180A, OE-NO 013 154 68 02, 000 906 79 00	AP9050
220 CDI 4-matic (204.984)	12/08-	OM651.912	125	2143	ALT ALT, (Valeo), FOR ALT: 180A, OE-NO 014 154 39 02, 000 906 06 01	6PK2155 AP9050
			120		ALT, (Valeo), FOR ALT: 180A, OE-NO 014 154 39 02, 000 906 06 01	AP9050
250 CDI 4-matic (204.982)	09/09-	OM651.912	150	2143	ALT, (Valeo), FOR ALT: 150A, OE-NO 014 154 12 02, 000 906 05 01, FOR ALT: 180A, OE-NO 000 906 06 01	AP9050
280 4-matic (204.981)	06/08-06/09	M272.948	170	2996	ALT ONLY WITH VD1072	6PK2404 MS32 VD1072
300 4-matic (204.981)	07/09-04/11	M272.948	170	2996	ALT	6PK2404

### S-CLASS (W116)

350 SE,SEL (116.028, 116.029)	03/76-03/80	M116.985	151	3499	PS, WP, 2X ALT AC	AVX10X1200 AVX10X913 AVX13X850
450 SE,SEL (116.032)	01/73-04/80	M117.983, M117.986	165	4520	PS ALT AC AC	2XAVX13X1200 AVX10X1184 AVX13X1000 AVX13X1025
450 SE,SEL (116.033)	12/75-04/80	M117.986, M117.985	160	4520	PS ALT AC AC	2XAVX13X1200 AVX10X1184 AVX13X1000 AVX13X1025
450 SEL 6.9 (116.036)	07/75-03/80	M100.985	210	6834	PS ALT AC AC	2XAVX13X1200 AVX10X1184 AVX13X1000 AVX13X1025

### S-CLASS (W126)

260 SE (126.020)	09/85-06/91	M103.941	118	2597	ALT ALT, PS ALT, PS, AC	6PK1020 6PK2175 6PK2257
			122		ALT ALT, PS ALT, PS, AC	6PK1020 6PK2175 6PK2257





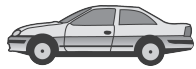
## MERCEDES-BENZ

S-CLASS (W126)							
↩ 280 S (126.021)	12/79-07/85	M110.924, M110.926	115	2746		ALT AC PS	AVX10X980 AVX13X1285 AVX13X818
280 SE,SEL (126.022, 126.023)	10/79-07/85	M110.987, M110.989	136	2746		ALT AC PS	AVX10X980 AVX13X1285 AVX13X818
3.8	08/80-08/84	M116.960	160	3818		PS, 2X ALT AC	AVX10X1150 AVX10X920 AVX13X875
300 SE,SEL (126.024, 126.025)	01/86-06/91	M103.981	132	2960		ALT, PS ALT, PS, AC	6PK2175 6PK2257
	09/85-12/89		138			ALT, PS ALT, PS, AC	6PK2175 6PK2257
380 SE,SEL (126.032)	12/85-12/86	M116.961	160	3839		PS, 2X ALT AC	AVX10X1140 AVX10X920 AVX13X875
	12/79-08/85	M116.963	150			PS, 2X ALT AC	AVX10X1100 AVX10X990 AVX13X875
420 SE,SEL	10/85-06/91	M116.965	165	4196		PS, 2X AIRC ALT AC	AVX10X1110 AVX10X750 AVX10X990 AVX13X920
	10/85-12/87		170			PS, 2X AIRC ALT AC	AVX10X1110 AVX10X750 AVX10X990 AVX13X920
420 SE,SEL (126.034)	10/85-06/91	M116.965	150	4196		PS, 2X AIRC ALT AC	AVX10X1110 AVX10X750 AVX10X990 AVX13X920
	10/85-12/87		160			PS, 2X AIRC ALT AC	AVX10X1110 AVX10X750 AVX10X990 AVX13X920
500 SE,SEL	09/87-06/91	M117.965	185	4973		ALT PS, 2X AIRC AC	AVX10X1005 AVX10X1110 AVX10X750 AVX13X960
			195			ALT PS, 2X AIRC AC	AVX10X1005 AVX10X1110 AVX10X750 AVX13X960
500 SE,SEL (126.036)	09/85-06/91	M117.965	164	4973		ALT PS, 2X AIRC AC, ⇒MTR-NO 6692 AC, MTR-NO 6693⇒	AVX10X1005 AVX10X1110 AVX10X750 AVX13X910 AVX13X960
			170			ALT PS, ⇒12/1984, 2X PS, 01/1985⇒, 2X AIRC AC, ⇒MTR-NO 6692 AC, MTR-NO 6693⇒, ⇒12/1984 AC, 01/1985⇒	AVX10X1005 AVX10X1100 AVX10X1110 AVX10X750 AVX13X910 AVX13X920 AVX13X960
	177			ALT, ⇒MTR-NO 2392 PS, 2X AIRC ALT, MTR-NO 2393⇒ AC	AVX10X1005 AVX10X1100 AVX10X750 AVX10X960 AVX13X910		
	09/85-06/91	M117.965	180			ALT PS, 2X AIRC AC	AVX10X1005 AVX10X1110 AVX10X750 AVX13X960
500 SE,SEL KAT	06/89-06/91	M117.965	185	4973		ALT, PS ALT PS, 2X AIRC AC	6PK2175 AVX10X1005 AVX10X1110 AVX10X750 AVX13X960
560 SE,SEL	08/87-06/91	M117.968	205	5547		ALT PS, 2X AIRC AC AC	AVX10X1005 AVX10X1110 AVX10X750 AVX13X920 AVX13X960
	10/85-06/91		220			ALT PS, 2X AIRC AC	AVX10X1005 AVX10X1110 AVX10X750 AVX13X920

MERCEDES-BENZ







## MERCEDES-BENZ

### S-CLASS (W126)

↔						AC	AVX13X960
	560 SE,SEL (126.038)	10/85-06/91	M117.968	178	5547	ALT PS, 2X AIRC AC AC	AVX10X1005 AVX10X1110 AVX10X750 AVX13X920 AVX13X960
		10/85-12/87		200		ALT	AVX10X1005

### GLK-CLASS (X204)

	300 4-matic (204.981)	07/09-04/11	M272.948	170	2996	ONLY WITH VD1072	MS32 VD1072
	320 CDI 4-matic (204.983)	06/08-	OM642.961	165	2987	ALT ALT ONLY WITH VD1073	7PK2035 7PK2035D1 MS33 VD1073
	350 (204.956)	04/09-	M272.991	200	3498	ALT	6PK2404
	350 4-matic (204.987)	06/08-04/11	M272.971	200	3498	ALT	6PK2404
	350 CDI 4-matic (204.992)	07/09-01/10	OM642.832	165	2987	ALT ALT ONLY WITH VD1073	7PK2035 7PK2035D1 MS33 VD1073

### HECKFLOSSE (W110)

	190 C (110.010)	04/61-08/65	M121.924	59	1884	ALT, (LHD) ALT	AVX10X850 AVX10X875
	190 DC (110.110)	06/61-08/65	OM621.912	40	1990	ALT, (LHD) ALT ALT, (LHD)	AVX10X850 AVX10X875 AVX10X950
	200	07/65-02/68	M115.926	70	1988	ALT	AVX10X925
	200 (110.010)	07/65-02/68	M121.940	61	1988	ALT	AVX10X925
	200 D (110.110)	07/65-02/68	OM621.918	40	1971	ALT	AVX10X925
	230	06/66-12/67	M180.950	88	2281	ALT PS	AVX10X925 AVX13X825
	230 (110.011)	07/65-02/68	M180.945, M180.949	77	2281	ALT PS	AVX10X925 AVX13X825

### HECKFLOSSE (W111, W112)

	220 B (111.010)	08/59-08/65	M180.940	70	2180	ALT, WP PS	AVX10X850 AVX13X750
	220 SB (111.012)	08/59-08/65	M180.941	81	2180	ALT, WP PS	AVX10X850 AVX13X750
	220 SEB (111.014)	08/59-08/65	M127.982	88	2180	ALT ALT PS	AVX10X850 AVX10X925 AVX13X750
	230 S (111.010)	07/65-01/68	M180.947, M180.950	88	2281	ALT PS	AVX10X925 AVX13X825

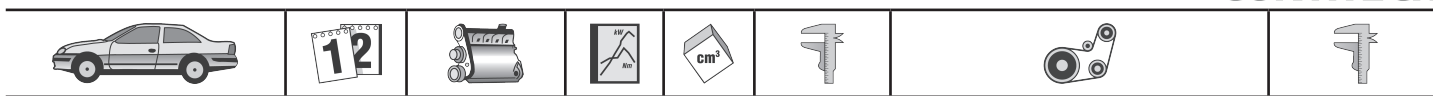
### HENSCHEL 2-t

	206 D 2.2	02/73-12/77	OM615.937, OM615.939, OM615.917	44	2200	ALT	AVX10X875
	207 1.8	02/73-12/77	A70NV	51	1767	ALT, ⇒MTR-NO 25904917 ALT, MTR-NO 25905917⇒	AVX10X970 AVX13X1030

### KOMBI Kombi (S123)

	200 T	11/80-11/85	M102.920	80	1997	ALT PS AC	AVX10X1005 AVX13X750 AVX13X875
	200 T (123.280)	11/80-11/85	M102.939	74	1997	ALT PS AC	AVX10X1005 AVX13X750 AVX13X875
	230 T (123.083)	09/77-03/80	M115.954	80	2307	ALT, ⇒MTR-NO 063338 ALT, MTR-NO 063339⇒ PS	AVX10X940 AVX10X960 AVX13X750
	230 TE (123.283)	04/80-11/85	M102.980	100	2299	ALT PS AC	AVX10X1005 AVX13X750 AVX13X875
	240 T D	09/77-02/79	OM616.912	48	2399	ALT, ⇒MTR-NO 912086378 ALT, MTR-NO 912086379⇒ PS AC	AVX10X960 AVX13X1025 AVX13X1150 AVX13X1375
	240 T D (123.183)	03/79-12/85	OM616.912	53	2399	ALT, ⇒MTR-NO 912086378 ALT, MTR-NO 912086379⇒ PS AC	AVX10X960 AVX13X1025 AVX13X1150 AVX13X1375
	250 T (123.086)	05/78-10/79	M123.921	95	2525	ALT ALT, (AC) AC PS	AVX10X930 AVX10X960 AVX13X1275 AVX13X825
		05/78-08/82		103		ALT ALT, (AC) AC PS	AVX10X930 AVX10X960 AVX13X1275 AVX13X825





## MERCEDES-BENZ

KOMBI Kombi (S123)							
↔ 280 TE (123.093)	09/77-11/85	M110.988	136	2746		ALT, ⇨MTR-NO 23275 ALT, ⇨MTR-NO 76808, (AUTOM) ALT, MTR-NO 23276⇨ AC PS	AVX10X925 AVX10X925 AVX10X975 AVX13X1275 AVX13X825
300 T D (123.190)	09/77-10/85	OM617.912	59	2998		ALT, ⇨MTR-NO 0067785, (AUTOM) ALT, ⇨MTR-NO 0073575 ALT, MTR-NO 0073576⇨ PS AC AC	AVX10X960 AVX10X980 AVX13X1030 AVX13X1150 AVX13X1350 AVX13X1375
	03/79-11/85		65			ALT, ⇨MTR-NO 0067785, (AUTOM) ALT, ⇨MTR-NO 0073575 ALT, MTR-NO 0073576⇨ PS AC AC	AVX10X960 AVX10X980 AVX13X1030 AVX13X1150 AVX13X1350 AVX13X1375
300 T Turbo-D (123.193)	10/80-11/85	OM617.952	92	2998		ALT, 2X PS AC	AVX10X1025 AVX13X1150 AVX13X925
KOMBI Kombi (S124)							
200 T (124.080)	01/86-05/90	M102.922	77	1996		ALT ALT, PS ALT, PS, AC	6PK1020 6PK1885 6PK1980
	09/85-08/89		80			ALT ALT, PS ALT, PS, AC	6PK1020 6PK1885 6PK1980
200 T D (124.180)	09/85-08/91	OM601.912	53	1997		ALT ALT, PS ALT, PS, AC	6PK1015 6PK2050 6PK2120
	09/88-08/91		55			ALT ALT, PS ALT, PS, AC	6PK1015 6PK2050 6PK2120
200 TE	09/88-12/89	M102.962	90	1996		ALT ALT, PS ALT, PS, AC	6PK1020 6PK1885 6PK1980
200 TE (124.081)	09/88-08/92	M102.963	87	1996		ALT ALT, PS ALT, PS, AC	6PK1020 6PK1885 6PK1980
220 TE (124.082)	10/92-05/93	M111.960	110	2199		ALT, PS ALT, PS, AC	6PK2040 6PK2140
230 TE (124.083)	09/85-08/92	M102.982	97	2298		ALT, (-PS), (-AC) ALT, (PS), (-AC) ALT, (PS), (AC)	6PK1015 6PK1885 6PK1980
			100			ALT ALT, PS ALT, PS, AC	6PK1015 6PK1885 6PK1980
230 TE (124.083) KAT	06/89-08/92	M102.982	97	2298		ALT ALT, PS ALT, PS, AC	6PK1015 6PK1885 6PK1980
250 T D (124.185)	09/85-06/93	OM602.912	66	2497		ALT ALT, PS ALT, PS, AC	6PK1015 6PK2030 6PK2100
	01/89-06/93		69			ALT ALT, PS ALT, PS, AC	6PK1015 6PK2030 6PK2100
250 TD Turbo (124.128)	03/88-07/93	OM602.962	93	2497		ALT, (-AC) ALT, (AC)	6PK2030 6PK2100
260 TE FGST.	09/89-08/92	M103.940	118	2597		ALT ALT, PS ALT, PS, AC	6PK1020 6PK2175 6PK2257
	09/85-12/89		122			ALT ALT, PS ALT, PS, AC	6PK1020 6PK2175 6PK2257
280 TE (124.088)	10/92-06/93	M104.942	145	2799		ALT, PS, (MANL), ⇨MTR-NO 005789 ALT, PS, (AUTOM), ⇨MTR-NO 048696 ALT, PS, (MANL), MTR-NO 005790⇨ ALT, PS, (AUTOM), MTR-NO 048697⇨ ALT, PS, AC, (MANL), ⇨MTR-NO 005789 ALT, PS, AC, (AUTOM), ⇨MTR-NO 048696 ALT, PS, AC, (MANL), MTR-NO 005790⇨ ALT, PS, AC, (AUTOM), MTR-NO 048697⇨	6PK2330 6PK2330 6PK2380 6PK2380 6PK2415 6PK2415 6PK2475 6PK2475
						ALT ALT, PS ALT, PS, AC	6PK1015 6PK2080 6PK2145
						ALT ALT, PS	6PK1015 6PK2080
						ALT, PS, AC	6PK2145
						ALT ALT, PS	6PK1015 6PK2080
						ALT, PS, AC	6PK2145
300 T D (124.190)	09/86-06/93	OM603.912	80	2996		ALT ALT, PS ALT, PS, AC	6PK1015 6PK2080 6PK2145
	01/89-06/93		81			ALT ALT, PS	6PK1015 6PK2080



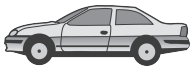


## MERCEDES-BENZ

KOMBI Kombi (S124)

			83			ALT ALT, PS ALT, PS, AC	6PK1015 6PK2080 6PK2145
300 T Turbo-D (124.193)	01/89-06/93	OM603.960	108	2996		ALT, PS, (-AC) ALT, PS, AC	6PK2080 6PK2145
300 T Turbo-D 4-matic (124.393)	09/86-01/89	OM603.963	105	2996		ALT ALT, PS ALT, PS, AC	6PK1015 6PK2080 6PK2145
	01/89-06/93	OM603.960	108			ALT ALT, PS ALT, PS, AC	6PK1015 6PK2080 6PK2145
300 TD T	06/92-05/93	OM603.960	100	2996		ALT, PS, (-AC) ALT, PS, AC	6PK2080 6PK2145
300 TE (124.090)	01/86-08/92	M103.983	132	2960		ALT, (-AC) ALT, (AC), (-LC) ALT, (AC), (LC)	6PK2175 6PK2257 6PK2415
	01/86-12/89		138			ALT, (-AC) ALT, (AC), (-LC) ALT, (AC), (LC)	6PK2175 6PK2257 6PK2415
300 TE 4-matic (124.290)	09/86-06/93	M103.985	132	2960		ALT, (-AC) ALT, (AC), (-LC) ALT, (AC), (LC)	6PK2175 6PK2257 6PK2415
	09/86-12/89	M103.983	138			ALT, (-AC) ALT, (AC), (-LC) ALT, (AC), (LC)	6PK2175 6PK2257 6PK2415
300 TE-24 (124.091)	09/89-08/92	M104.980	170	2960		ALT, (-AC), (AUTOM), MTR-NO 042811⇒, (-CAT)	6PK2175
						ALT, (-AC), (MANL), MTR-NO 009077⇒, (-CAT)	6PK2175
						ALT, (-AC), (MANL), MTR-NO 004957⇒, ⇒MTR-NO 009076, (-CAT)	6PK2205
						ALT, (-AC), (AUTOM), MTR-NO 021005⇒, ⇒MTR-NO 042810, (-CAT)	6PK2205
						ALT, (AC), (AUTOM), MTR-NO 042811⇒, (-CAT)	6PK2260
						ALT, (AC), (MANL), MTR-NO 009077⇒, (-CAT)	6PK2260
						ALT, (AC), (MANL), MTR-NO 004957⇒, ⇒MTR-NO 009076, (-CAT)	6PK2285
						ALT, (AC), (AUTOM), MTR-NO 021005⇒, ⇒MTR-NO 042810, (-CAT)	6PK2285
						ALT, (-AC), (MANL), MTR-NO 009077⇒, (CAT)	6PK2330
						ALT, (-AC), (AUTOM), MTR-NO 042811⇒	6PK2330
						ALT, (-AC), (MANL), MTR-NO 004957⇒, ⇒MTR-NO 009076, (CAT)	6PK2360
						ALT, (-AC), (AUTOM), MTR-NO 021005⇒, ⇒MTR-NO 042810, (CAT)	6PK2360
						ALT, (AC), (AUTOM), MTR-NO 042811⇒, (CAT)	6PK2415
						ALT, (AC), (MANL), MTR-NO 009077⇒, (CAT)	6PK2415
						ALT, (AC), (AUTOM), ⇒MTR-NO 042810, (CAT)	6PK2445
						ALT, (AC), (MANL), ⇒MTR-NO 009076, (CAT)	6PK2445
	ALT, (-AC), (AUTOM), MTR-NO 042811⇒, (-CAT)	6PK2175					
	ALT, (-AC), (MANL), MTR-NO 009077⇒, (-CAT)	6PK2175					
	ALT, (-AC), (MANL), MTR-NO 004957⇒, ⇒MTR-NO 009076, (-CAT)	6PK2205					
	ALT, (-AC), (AUTOM), MTR-NO 021005⇒, ⇒MTR-NO 042810, (-CAT)	6PK2205					
	ALT, (AC), (AUTOM), MTR-NO 042811⇒, (-CAT)	6PK2260					
	ALT, (AC), (MANL), MTR-NO 009077⇒, (-CAT)	6PK2260					
	ALT, (AC), (MANL), MTR-NO 004957⇒, ⇒MTR-NO 009076, (-CAT)	6PK2285					
	ALT, (AC), (AUTOM), MTR-NO 021005⇒, ⇒MTR-NO 042810, (-CAT)	6PK2285					
	ALT, (-AC), (MANL), MTR-NO 009077⇒, (CAT)	6PK2330					
	ALT, (-AC), (AUTOM), MTR-NO 042811⇒	6PK2330					
	ALT, (-AC), (MANL), MTR-NO 004957⇒, ⇒MTR-NO 009076, (CAT)	6PK2360					
	ALT, (-AC), (AUTOM), MTR-NO 021005⇒,	6PK2360					





## MERCEDES-BENZ

### KOMBI Kombi (S124)

						⇒MTR-NO 042810, (CAT) ALT, (AC), (AUTOM), MTR-NO 042811⇒, (CAT)	<b>6PK2415</b>
						ALT, (AC), (MANL), MTR-NO 009077⇒, (CAT)	<b>6PK2415</b>
						ALT, (AC), (AUTOM), ⇒MTR-NO 042810, (CAT)	<b>6PK2445</b>
						ALT, (AC), (MANL), ⇒MTR-NO 009076, (CAT)	<b>6PK2445</b>
320 TE (124.092)	10/92-06/93	M104.992	162	3199		ALT, PS, (MANL), ⇒MTR-NO 004356 ALT, PS, (AUTOM), ⇒MTR-NO 072236	<b>6PK2330</b> <b>6PK2330</b>
						ALT, PS, (MANL), MTR-NO 005603⇒	<b>6PK2360</b>
						ALT, PS, (AUTOM), MTR-NO 102821⇒	<b>6PK2360</b>
						ALT, PS, (MANL), MTR-NO 004357⇒, ⇒MTR-NO 005602	<b>6PK2380</b>
						ALT, PS, (AUTOM), MTR-NO 072237⇒, ⇒MTR-NO 102820	<b>6PK2380</b>
						ALT, PS, AC, (MANL), ⇒MTR-NO 004356	<b>6PK2415</b>
						ALT, PS, AC, (AUTOM), ⇒MTR-NO 072236	<b>6PK2415</b>
						ALT, PS, AC, (MANL), MTR-NO 005603⇒	<b>6PK2445</b>
						ALT, PS, AC, (AUTOM), MTR-NO 102821⇒	<b>6PK2445</b>
						ALT, PS, AC, (MANL), MTR-NO 004357⇒, ⇒MTR-NO 005602	<b>6PK2475</b>
						ALT, PS, AC, (AUTOM), MTR-NO 072237⇒, ⇒MTR-NO 102820	<b>6PK2475</b>

### M-CLASS (166)

ML 350 BlueTEC 4-matic (166.024)	06/11-	OM642.826	190	2987		ALT, (DYNAMIC DRIVE)	<b>7PK2050</b>
----------------------------------	--------	-----------	-----	------	--	----------------------	----------------

### M-CLASS (W163)

ML 230 (163.136)	02/98-06/05	M111.977	110	2295		ALT, (-AC) ALT, (AC)	<b>6PK2055</b> <b>6PK2155</b>
ML 270 CDI (163.113)	12/99-06/05	OM612.963	120	2685		ALT, WP, AC, PS ⇒MTR-NO 51184580, ALT, WP, AC, PS ONLY WITH VD1036, MTR-NO 51184581⇒ ONLY WITH VD1036, ⇒MTR-NO 51184580	<b>6PK2271</b> <b>6PK2271D1</b> <b>MS16</b> <b>MS23</b>
						ALT, (Delphi), FOR ALT: 150A, OE-NO 000 150 05 50, ⇒MTR-NO 30 044707, FOR ALT: 190A, OE-NO 000 150 17 50, 000 150 25 50, MTR-NO 30 044708⇒	<b>AP9024</b>
ML 320 (163.154)	02/98-08/02	M112.942	160	3199		(5-GEAR-AUTOM), OE-NO A611 030 17 03	<b>VD1036</b>
						ALT, PS, AC, CH-NO A 429266⇒ ALT, PS, AC, ⇒CH-NO A 429265	<b>6PK2370</b> <b>6PK2390</b>
						ALT, PS, AC, ⇒CH-NO X 778320	<b>6PK2390</b>
						ALT, PS, AC, ⇒CH-NO A 429265	<b>6PK2390D1</b>
						ALT, PS, AC, ⇒CH-NO X 778320	<b>6PK2390D1</b>
ML 350	02/03-06/05	M112.970	173	3724		ALT, CH-NO A 429266⇒ ALT, ⇒CH-NO A 429265	<b>6PK2370</b> <b>6PK2390</b>
						⇒CH-NO X 778320	<b>6PK2390</b>
ML 350 (163.157)	08/02-06/05	M112.970	180	3724		ALT, PS, AC, CH-NO A 429266⇒ ALT, PS, AC, ⇒CH-NO A 429265	<b>6PK2370</b> <b>6PK2390</b>
						ALT, PS, AC, ⇒CH-NO X 778320	<b>6PK2390</b>
						ALT, PS, AC, ⇒CH-NO A 429265	<b>6PK2390D1</b>
						ALT, PS, AC, ⇒CH-NO X 778320	<b>6PK2390D1</b>
ML 400 CDI (163.128)	09/01-06/05	OM628.963	184	3996		ALT, CH-NO A 426162⇒ ALT, ⇒CH-NO A 426161	<b>7PK2271</b> <b>7PK2276</b>
						⇒CH-NO X 778320	<b>7PK2276</b>
ML 430 (163.172)	02/98-06/05	M113.942	200	4266		ALT, PS, AC, CH-NO A 429266⇒ ALT, PS, AC, ⇒CH-NO A 429265	<b>6PK2370</b> <b>6PK2390</b>
						ALT, PS, AC, ⇒CH-NO X 778320	<b>6PK2390</b>
						ALT, PS, AC, ⇒CH-NO A 429265	<b>6PK2390D1</b>
						ALT, PS, AC, ⇒CH-NO X 778320	<b>6PK2390D1</b>
ML 500 (163.175)	09/01-06/05	M113.964, M113.965	215	4966		ALT, PS, AC, CH-NO A 429266⇒ ALT, PS, AC, ⇒CH-NO A 429265	<b>6PK2370</b> <b>6PK2390</b>
						ALT, PS, AC, ⇒CH-NO X 778320	<b>6PK2390</b>
						ALT, PS, AC, ⇒CH-NO A 429265	<b>6PK2390D1</b>
						ALT, PS, AC, ⇒CH-NO X 778320	<b>6PK2390D1</b>
ML 55 AMG (163.174)	02/00-06/05	M113.981	255	5439		ALT, CH-NO A 429266⇒ ALT, ⇒CH-NO A 429265	<b>6PK2370</b> <b>6PK2390</b>
						⇒CH-NO X 778320	<b>6PK2390</b>

### M-CLASS (W164)

ML 280 CDI 4-matic (164.120)	07/05-07/09	OM642.940	140	2987		ALT, CH-NO A 390565⇒, 03/2008⇒, MTR- CODE: 642.940	<b>7PK2035</b>
						ALT, ⇒CH-NO A 390564, ⇒02/2008, MTR- CODE: 642.940	<b>8PK2035</b>
ML 300 CDI 4-matic (164.120)	07/09-	OM642.940	140	2987		ALT ALT ONLY WITH VD1073	<b>7PK2035</b> <b>7PK2035D1</b> <b>MS33</b> <b>VD1073</b>



## MERCEDES-BENZ

### M-CLASS (W164)

↩ ML 300 CDI 4-matic (164.121)	02/10-	OM642.832, OM642.820	150	2987	ALT ALT ONLY WITH VD1073	6PK2035 7PK2035D1 MS33 VD1073
ML 320 CDI 4-matic (164.122)	07/05-07/09	OM642.940	165	2987	ALT, CH-NO A 390565⇒, 03/2008⇒, MTR-CODE: 642.940 ALT, ⇒CH-NO A 390564, ⇒02/2008, MTR-CODE: 642.940	7PK2035 8PK2035
ML 350 4-matic (164.186)	07/05-	M272.962, M272.967	200	3498	ALT	6PK2404
ML 350 CDI 4-matic (164.122)	07/09-	OM642.940	165	2987	ALT ALT ONLY WITH VD1073	7PK2035 7PK2035D1 MS33 VD1073
ML 350 CDI 4-matic (164.125)	02/10-	OM642.832	170	2987	ALT ALT ONLY WITH VD1073	7PK2035 7PK2035D1 MS33 VD1073
ML 420 CDI 4-matic (164.128)	02/06-09/09	OM629.912	225	3996	ALT, PS, AC	8PK2290
ML 450 CDI 4-matic (164.128)	09/09-	OM629.912	225	3996	ALT	8PK2290
ML 500 4-matic (164.172)	12/07-	M273.963	285	5461	ALT	6PK2404
ML 500 4-matic (164.175)	07/05-	M113.964	225	4966	ALT	6PK2380
ML 63 AMG 4-matic (164.177)	01/06-	M156.980	375	6208	ALT	6PK2370

### PAGODE (W113)

230 SL (113.042)	01/63-01/67	M127.981	110	2306	ALT, WP, ⇒12/1965 PS, ⇒12/1965	AVX10X875 AVX13X750
250 SL (113.043)	01/66-01/68	M129.982	110	2470	ALT AC, 01/1968⇒ PS	AVX10X925 AVX13X1075 AVX13X750
280 SL (113.044)	01/68-03/71	M130.983	125	2780	ALT, ⇒12/1968 ALT, 01/1969⇒ AC PS	AVX10X925 AVX10X940 AVX13X1075 AVX13X750

### PONTON (W120)

180 (120.010)	07/53-12/62	M136.925	48	1884	ALT, (LHD), ⇒12/1961 ALT, ⇒12/1961	AVX10X850 AVX10X875
180 D (120.110)	01/53-07/59	OM636.930	32	1770	ALT, WP ALT FAN	AVX10X1225 AVX10X1275 AVX10X750

### PONTON (W121)

190 b (121.010)	06/59-12/61	M121.920	59	1884	ALT, (LHD) ALT	AVX10X850 AVX10X875
190 Db (121.100, 121.102, 121.110, 121.111)	01/59-12/61	OM621.910	37	1884	ALT, (LHD) ALT ALT, (LHD)	AVX10X850 AVX10X875 AVX10X950

### PONTON (W128)

220 SE (128.010)	01/58-08/59	M127.980	88	2180	ALT ALT PS	AVX10X850 AVX10X925 AVX13X750
------------------	-------------	----------	----	------	------------------	-------------------------------------

### PONTON (W180)

220 (180.010)	01/54-12/56	M180.921	63	2171	ALT, WP PS	AVX10X850 AVX13X750
220 S (180.010)	01/56-12/59	M180.924	78	2180	ALT, WP PS	AVX10X850 AVX13X750

### R-CLASS (W251, V251)

R 280 (251.054, 251.154)	01/07-	M272.945	170	2996	ALT	6PK2404
R 280 4-matic (251.062)	05/07-	M272.945	170	2996	ALT	6PK2415
R 280 CDI (251.121, 251.026, 251.126)	05/06-	OM642.950, OM642.870, OM642.872	140	2987	ALT, CH-NO A 080335⇒, 03/2008⇒ ALT, ⇒CH-NO A 080334, ⇒02/2008	7PK2035 8PK2035
R 280 CDI 4-matic (251.020)	05/06-	OM642.950	140	2987	ALT, CH-NO A 080335⇒, 03/2008⇒ ALT, ⇒CH-NO A 080334, ⇒02/2008	7PK2035 8PK2035
R 300 CDI 4-matic (251.020)	07/09-	OM642.950	140	2987	ALT ALT ONLY WITH VD1073	7PK2035 7PK2035D1 MS33 VD1073
R 320 CDI 4-matic (251.022, 251.122)	01/06-	OM642.950	165	2987	ALT, CH-NO A 080335⇒, 03/2008⇒, MTR-CODE: 642.950 ALT, ⇒CH-NO A 080334, ⇒02/2008, MTR-CODE: 642.950	7PK2035 8PK2035
R 350 (251.056, 251.156)	01/07-	M272.967	200	3498	ALT	6PK2404





## MERCEDES-BENZ

### R-CLASS (W251, V251)

↔ R 350 4-matic (251.065, 251.165)	01/06-	M272.967	200	3498		ALT	6PK2404
R 350 CDI 4-matic (251.022, 251.122)	07/09-	OM642.950	165	2987		ALT ALT	7PK2035 7PK2035D1 VD1073
R 350 CDI 4-matic (251.124, 251.125)	01/06-	OM642.950, OM642.870	155	2987		ALT ALT ONLY WITH VD1073	7PK2035 7PK2035D1 MS33 VD1073
R 500 4-matic (251.072, 251.172)	01/07-	M273.963	285	5461		ALT	6PK2404
R 500 4-matic (251.075, 251.175)	01/06-	M113.971	225	4966		ALT	6PK2380

### S-CLASS (W108, W109)

250 S (108.012)	01/66-12/69	M108.920	96	2496		ALT ALT, 01/1969⇒ AC PS	AVX10X925 AVX10X940 AVX13X1325 AVX13X750
250 SE (108.014)	01/66-12/67	M129.980	110	2470		ALT AC PS	AVX10X925 AVX13X1325 AVX13X750
280 S (108.016)	10/67-07/72	M130.920	103	2780		ALT, 06/1970⇒ ALT, 01/1968⇒, ⇒12/1968 ALT, 06/1970⇒ ALT, 01/1969⇒, ⇒06/1970 AC, 01/1968⇒ PS, 01/1968⇒	AVX10X740 AVX10X925 AVX10X935 AVX10X940 AVX13X1325 AVX13X750
280 SE,SEL (108.018, 108.019)	01/68-08/72	M130.980	118	2780		ALT, 06/1970⇒ ALT, 01/1968⇒, ⇒12/1968 ALT, 06/1970⇒ ALT, 01/1969⇒, ⇒06/1970 AC, 01/1968⇒ PS, 01/1968⇒	AVX10X740 AVX10X925 AVX10X935 AVX10X940 AVX13X1325 AVX13X750
280 SE,SEL 3.5 (108.057, 108.058)	03/71-08/72	M116.980	147	3500		ALT, ⇒MTR-NO 000674 ALT, ⇒MTR-NO 003695, (AUTOM) ALT, MTR-NO 000675⇒ AC PS	AVX10X930 AVX10X930 AVX10X980 AVX13X1285 AVX13X818
300 SEL 3.5 (109.056)	01/70-07/72	M116.981	147	3500		WP, FAN, PS ALT, FAN	AVX10X1225 AVX10X960
300 SEL 6.3 (109.018)	03/68-08/72	M100.981	184	6330		ALT	AVX10X910

### S-CLASS (W116)

280 S (116.020)	08/72-07/80	M110.922	115	2746		ALT AC PS	AVX10X980 AVX13X1285 AVX13X818
			118			ALT AC PS	AVX10X980 AVX13X1285 AVX13X818
280 SE,SEL (116.024)	08/72-07/80	M110.985	130	2746		ALT AC PS, ⇒12/1975 PS, 01/1976⇒	AVX10X960 AVX13X1285 AVX13X800 AVX13X825
			M110.983, M110.985	136			ALT AC PS, ⇒12/1975 PS, 01/1976⇒
350 SE,SEL (116.028, 116.029)	03/76-03/80	M116.985	143	3499		PS, WP, 2X ALT AC	AVX10X1200 AVX10X913 AVX13X850
	08/72-02/76	M116.983	147			PS, WP, 2X ALT AC	AVX10X1200 AVX10X913 AVX13X850

### S-CLASS (W126)

560 SE,SEL (126.038)	10/85-12/87	M117.968	200	5547		PS, 2X AIRC AC AC	AVX10X1110 AVX10X750 AVX13X920 AVX13X960
----------------------	-------------	----------	-----	------	--	----------------------------	---

### S-CLASS (W140)

3.2	10/95-08/98	M104.990	162	3199		ALT, (-AC) ALT, (AC)	8PK2337 8PK2440
300 SE 2.8 (140.028)	01/93-10/98	M104.944	145	2799		ALT, AC, 03/1996⇒ ALT, AC, ⇒03/1996, MTR-NO 007448⇒ ALT	6PK2205 6PK2225 6PK2330
300 SE,SEL/S320 (140.032, 140.033)	03/91-10/98	M104.990, M104.994	170	3199		ALT, (-AC), MTR-CODE: 104.990 ALT, (AC), MTR-CODE: 104.990 ALT, (AC), MTR-CODE: 104.994, ⇒MTR-NO 31209	8PK2337 8PK2440 8PK2440
400 SE,SEL/S420	02/91-10/98	M119.971	210	4196		ALT	8PK2465





## MERCEDES-BENZ

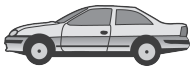
### S-CLASS (W140)

(140.042, 140.043)							
500 SE, SEL (140.050, 140.051)	02/91-10/98	M119.970	240	4973		ALT, PS	<b>8PK2465</b>
600 SE, SEL (140.056, 140.057)	04/91-12/92	M120.980, M120.982	300	5987		ALT, MTR-CODE: M 120.982, (Sonder schutzfahrzeug) ALT, MTR-CODE: M 120.982 ALT, MTR-CODE: M 120.980	<b>6PK2523</b> <b>6PK2585</b> <b>8PK2585</b>
S 280 (140.028)	02/93-10/98	M104.944	142	2799		ALT, AC, 03/1996⇒ ALT, AC, ⇒03/1996, MTR-NO 007448⇒ ALT	<b>6PK2205</b> <b>6PK2225</b> <b>6PK2330</b>
S 300 Turbo-D (140.135)	05/96-10/98	OM606.961	130	2996		ALT, PS, AC ALT, (Bosch), FOR ALT: 90A, OE-NO 010 154 01 02	<b>6PK2145</b> <b>AP9034</b>
S 350 Turbo-D (140.134)	01/93-10/98	OM603.971	110	3449		ALT, PS ALT, PS, AC	<b>6PK2080</b> <b>6PK2145</b>
S 420 (140.042)	01/93-10/98	M119.971	205	4196		ALT, MTR-NO 011683⇒, (AUTOM)	<b>6PK2523</b>
S 500 (140.050, 140.051)	01/93-10/98	M119.970, M119.980	235	4973		ALT, (AUTOM), MTR-NO 026391⇒	<b>6PK2523</b>
S 600 (140.056, 140.057)	01/93-10/98	M120.980, M120.982	290	5987		ALT, MTR-CODE: M 120.982, (Sonder schutzfahrzeug) ALT, MTR-CODE: M 120.982 ALT, MTR-CODE: M 120.980	<b>6PK2523</b> <b>6PK2585</b> <b>8PK2585</b>

### S-CLASS (W220)

S 280 (220.063, 220.163)	10/98-08/05	M112.922	150	2799		2.FAN ALT, PS, AC, CH-NO 220 A 190250⇒ ALT, PS, AC, ⇒CH-NO 220 A 190249 ALT, PS, AC, ⇒CH-NO 220 A 190249	<b>3PJ891</b> <b>6PK2370</b> <b>6PK2390</b> <b>6PK2390D1</b>
S 320 (220.065, 220.165)	10/98-08/05	M112.944	165	3199		2.FAN ALT, PS, AC, CH-NO 220 A 190250⇒ ALT, PS, AC, ⇒CH-NO 220 A 190249 ALT, PS, AC, ⇒CH-NO 220 A 190249	<b>3PJ891</b> <b>6PK2370</b> <b>6PK2390</b> <b>6PK2390D1</b>
S 320 CDI (220.025, 220.125)	09/02-08/05	OM648.960	150	3222		ALT ALT, (Bosch), FOR ALT: 200A, OE-NO 012 154 098 02, 013 154 00 02 MTR-CODE: 648.960	<b>6PK2260</b> <b>AP9027</b> <b>VD1103</b>
S 320 CDI (220.026, 220.126)	08/99-09/02	OM613.960	145	3222		ALT ALT, (Bosch), FOR ALT: 150A, OE-NO 000 150 06 50, 000 150 20 50, ⇒MTR-NO 30025557 ALT, (Delphi), FOR ALT: 190A, OE-NO 000 150 16 50, 000 150 24 50, MTR-NO 30019601⇒ MTR-CODE: 613.960	<b>6PK2260</b> <b>AP9024</b> <b>AP9024</b> <b>VD1103</b>
S 350 (220.067, 220.167)	09/02-08/05	M112.972	180	3724		ALT, PS, AC, CH-NO A 190250⇒, 01/2001⇒ ALT, PS, AC, CH-NO A 316704⇒, 10/2002⇒, (ABC-Federung) ALT, PS, AC, 10/2002⇒, CH-NO A 316704⇒, (ABC-Federung) ALT, PS, AC, ⇒CH-NO A 316703, ⇒09/2002, (ABC-Federung) ALT, PS, AC, ⇒CH-NO A 316703, ⇒09/2002, (ABC-Federung) ONLY WITH VD1070	<b>6PK2370</b> <b>6PK2380</b> <b>6PK2380D1</b> <b>6PK2390</b> <b>6PK2390D1</b> <b>MS32</b> <b>VD1070</b>
S 350 4-matic (220.087, 220.187)	06/03-08/05	M112.975	180	3724		ALT, PS, AC, CH-NO A 190250⇒, 01/2001⇒ ALT, PS, AC, CH-NO A 316704⇒, 10/2002⇒, (ABC-Federung) ALT, PS, AC, 10/2002⇒, CH-NO A 316704⇒, (ABC-Federung) ONLY WITH VD1070	<b>6PK2370</b> <b>6PK2380</b> <b>6PK2380D1</b> <b>MS32</b> <b>VD1070</b>
S 400 CDI (220.028, 220.128)	06/00-08/05 06/03-08/05	OM628.960	184 191	3996		ALT	<b>7PK2283</b> <b>7PK2271</b>
S 430 (220.070, 220.170)	10/98-08/05	M113.941	205	4266		2.FAN ALT, PS, AC ALT, PS, AC	<b>3PJ891</b> <b>6PK2390</b> <b>6PK2390D1</b> <b>6PK2380</b>
S 430 4-matic (220.083, 220.183)	09/02-08/05	M113.948	205	4266		ALT, PS, AC, CH-NO A 316704⇒, 10/2002⇒ ALT, PS, AC, 10/2002⇒, CH-NO A 316704⇒ ALT, PS, AC, ⇒CH-NO A 316703, ⇒09/2002 ALT, PS, AC, ⇒CH-NO A 316703, ⇒09/2002 ONLY WITH VD1070	<b>6PK2380D1</b> <b>6PK2390</b> <b>6PK2390D1</b> <b>MS32</b> <b>VD1070</b>





## MERCEDES-BENZ

### S-CLASS (W220)

S 500 (220.075, 220.175, 220.875)	10/98-08/05	M113.960	225	4966	2.FAN ALT, PS, AC ALT, PS, AC	3PJ891 6PK2390 6PK2390D1
S 500 4-matic (220.084, 220.184)	09/02-08/05	M113.966	225	4966	ALT, PS, AC, CH-NO A 316704⇒, 10/2002⇒ ALT, PS, AC, 10/2002⇒, CH-NO A 316704⇒ ALT, PS, AC, ⇒CH-NO A 316703, ⇒09/2002 ALT, PS, AC, ⇒CH-NO A 316703, ⇒09/2002 ONLY WITH VD1070	6PK2380 6PK2380D1 6PK2390 6PK2390D1 MS32 VD1070
S 55 AMG (220.073, 220.173)	04/99-08/05	M113.986	265	5439	2.FAN ALT, CH-NO A322760⇒ ALT, ⇒CH-NO A322759	3PJ891 6PK2380 6PK2390
S 600 (220.176)	09/02-08/05	M275.950	368	5513	ALT	7PK2337
S 600 (220.878, 220.178)	01/00-08/05	M137.970	270	5786	ALT	7PK2345
S 63 AMG	09/01-08/05	M137.980	326	6258	ALT	7PK2345
S 65 AMG (220.179)	03/04-08/05	M275.980	450	5980	ALT	7PK2337

### S-CLASS (W221)

S 320 CDI / S 350 CDI (221.022, 221.122)	12/05-	OM642.930	173	2987	ALT, 09/2008⇒, CH-NO A 245306⇒ ALT, ⇒08/2008, ⇒CH-NO A 245305	7PK2035 8PK2035
S 320 CDI 4-matic (221.080, 221.180)	10/06-	OM642.932	173	2987	ALT, 09/2008⇒, CH-NO A 245306⇒ ALT, ⇒08/2008, ⇒CH-NO A 245305	7PK2035 8PK2035
S 350 (221.056, 221.156)	10/05-	M272.965	200	3498	ALT	6PK2404
S 350 4-matic (221.087, 221.187)	02/08-	M272.975	200	3498	ALT	6PK2404
S 400 Hybrid (221.095, 221.195)	01/09-	M272.974	205	3498	ALT, ⇒CH-NO A 419290, ⇒03/2011	6PK794 ELAST
S 420 CDI / S 450 CDI (221.028, 221.128)	10/06-	OM629.911	235	3996	ALT	8PK2290
S 450 (221.070, 221.170)	12/05-	M273.922	250	4663	ALT	6PK2404
S 450 4-matic (221.084, 221.184)	12/05-	M273.924	250	4663	ALT	6PK2404
S 500 (221.071, 221.171)	10/05-	M273.961	285	5461	ALT	6PK2404
S 500 4-matic (221.086, 221.186)	10/05-	M273.961, M273.968	285	5461	ALT	6PK2404
S 600 (221.176)	12/05-	M275.953	380	5513	ALT	7PK2370
S 63 AMG (221.077, 221.177)	10/06-	M156.984	386	6208	ALT	6PK2360
S 65 AMG (221.179)	12/05-	M275.982	450	5980	ALT	7PK2370

### S-CLASS Coupe (C126)

380 SEC (126.043)	10/81-07/85	M116.963	150	3839	PS ALT AC	AVX10X1100 AVX10X990 AVX13X875
420 SEC (126.046)	10/85-06/91	M116.965	150	4196	PS, 2X AIRC ALT AC	AVX10X1110 AVX10X750 AVX10X990 AVX13X920
	10/85-12/87		160		PS, 2X AIRC ALT AC	AVX10X1110 AVX10X750 AVX10X990 AVX13X920
	10/85-06/91		165		PS, 2X AIRC ALT AC	AVX10X1110 AVX10X750 AVX10X990 AVX13X920
500 SEC (126.044)	09/85-06/91	M117.965	195	4973	ALT PS, 2X AIRC AC, 2X AC	AVX10X1005 AVX10X1110 AVX10X750 AVX13X920 AVX13X960
	10/85-06/91		164		ALT PS, 2X AIRC AC, 2X AC	AVX10X1005 AVX10X1110 AVX10X750 AVX13X920 AVX13X960
	10/81-08/85	M117.963	170		ALT PS, ⇒12/1984, 2X PS, 01/1985⇒, 2X AIRC AC, 2X AC	AVX10X1005 AVX10X1100 AVX10X1110 AVX10X750 AVX13X920 AVX13X960
	09/85-06/91	M117.965	180		ALT PS, 2X AIRC AC, 2X	AVX10X1005 AVX10X1110 AVX10X750 AVX13X920







## MERCEDES-BENZ

### S-CLASS Coupe (C126)

	08/87-06/91		185			AC	AVX13X960
						ALT PS, 2X AIRC AC, 2X AC	AVX10X1005 AVX10X1110 AVX10X750 AVX13X920 AVX13X960
500 SEC KAT	06/89-06/91	M117.965	185	4973		ALT PS, 2X AIRC AC, 2X AC	AVX10X1005 AVX10X1110 AVX10X750 AVX13X920 AVX13X960
560 SEC (126.045)	10/85-06/91	M117.968	178	5547		ALT PS, 2X AIRC AC AC	AVX10X1005 AVX10X1110 AVX10X750 AVX13X920 AVX13X960
	10/85-12/87		200			ALT PS, 2X AIRC AC AC	AVX10X1005 AVX10X1110 AVX10X750 AVX13X920 AVX13X960
	10/85-06/91		205			ALT PS, 2X AIRC AC AC	AVX10X1005 AVX10X1110 AVX10X750 AVX13X920 AVX13X960
	10/85-12/89		220			ALT PS, 2X AIRC AC AC	AVX10X1005 AVX10X1110 AVX10X750 AVX13X920 AVX13X960

### S-CLASS Coupe (C140)

SEC/CL 420 (140.063)	10/94-02/99	M119.971, M119.981	205	4196		ALT, PS	6PK2535
SEC/CL 500 (140.070)	10/92-02/99	M119.970	235	4973		ALT, 01/1993⇒, MTR-NO 026391⇒	6PK2523
SEC/CL 600 (140.076)	09/92-02/99	M120.980, M120.982	290	5987		ALT, MTR-CODE: M 120.982, (Sonder schutzfahrzeug) ALT, MTR-CODE: M 120.982 ALT, MTR-CODE: M 120.980	6PK2523 6PK2585 8PK2585

### S-CLASS Coupe (C215)

CL 500 (215.375)	03/99-03/06	M113.960	225	4966		2.FAN	3PJ891
						ALT, PS, AC, 10/2002⇒, CH-NO A 031529⇒	6PK2380
						ALT, PS, AC, 10/2002⇒, CH-NO A 031529⇒	6PK2380D1
						ALT, PS, AC, ⇒09/2002, ⇒CH-NO A 031528	6PK2390
						ALT, PS, AC, ⇒09/2002, ⇒CH-NO A 031528 ONLY WITH VD1070	6PK2390D1 MS32 VD1070
CL 55 AMG (215.373)	10/99-03/06	M113.986	265	5439		ALT, 10/2002⇒, CH-NO A 031529⇒ ALT, ⇒09/2002, ⇒CH-NO A 031528	6PK2380 6PK2390 6PK2460
CL 55 AMG Kompressor (215.374)	06/02-03/06	M113.991	368	5439		ALT	6PK2460
CL 600 (215.376)	09/02-03/06	M275.950	368	5513		ALT	7PK2337
CL 600 (215.378)	03/99-03/06	M137.970	270	5786		ALT	7PK2345
CL 63 AMG (215.378)	09/01-03/06	M137.980	326	6258		ALT	7PK2345
CL 65 AMG (215.379)	09/03-03/06	M275.980	450	5980		ALT	7PK2337

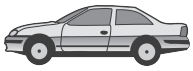
### S-CLASS Coupe (C216)

CL 500 (216.371)	06/06-	M273.961	285	5461		ALT	6PK2404
CL 500 4-matic (216.386)	02/08-	M273.968	285	5461		ALT	6PK2404
CL 600 (216.376)	05/06-	M275.953	380	5513		ALT	7PK2370
CL 63 AMG (216.377)	10/06-	M156.984	386	6208		ALT	6PK2360
CL 65 AMG (216.379)	10/06-	M275.982	450	5980		ALT	7PK2370

### SL (R107)

280 SL (107.042)	06/76-09/81	M110.982, M110.986, M110.990	130	2746		FAN AC PS	AVX10X960 AVX13X1285 AVX13X775
	08/74-07/85		136			FAN AC PS	AVX10X960 AVX13X1285 AVX13X775
300 SL (107.041)	09/85-08/89	M103.982	132	2960		ALT, PS ALT, PS, AC	6PK2175 6PK2257
			138			ALT, PS ALT, PS, AC PS, WP, 2X ALT	6PK2175 6PK2257 AVX10X1200 AVX10X913





## MERCEDES-BENZ

### SL (R107)

						AC	AVX13X850
350 SL (107.043)	05/71-02/80	M116.982, M116.984	143	3499		PS, WP, 2X ALT AC	AVX10X1200 AVX10X913 AVX13X850
380 SL (107.045)	09/80-08/81	M116.960	160	3818		PS, 2X ALT AC	AVX10X1150 AVX10X920 AVX13X875
	09/80-08/85	M116.962	150	3839		PS, 2X ALT AC	AVX10X1150 AVX10X990 AVX13X875
420 SL (107.047)	01/86-08/89	M116.964	150	4196		PS, 2X AIRC ALT AC	AVX10X1110 AVX10X750 AVX10X990 AVX13X920
			160			PS, 2X AIRC ALT AC	AVX10X1110 AVX10X750 AVX10X990 AVX13X920
450 SL (107.044)	09/75-10/80	M117.982, M117.985	160	4520		PS ALT AC AC	2XAVX13X1200 AVX10X1184 AVX13X1000 AVX13X1025
	10/72-10/80		165			PS ALT AC AC	2XAVX13X1200 AVX10X1184 AVX13X1000 AVX13X1025
500 SL (107.046)	01/86-08/89	M117.964	164	4973		ALT PS, 2X AIRC AC, 2X AC, 2X	AVX10X1005 AVX10X1110 AVX10X750 AVX13X920 AVX13X960
			05/80-12/85	M117.960	170		ALT PS, 2X AIRC AC, 2X AC, 2X
	05/80-12/81		177		ALT, ⇒MTR-NO 1681 PS, ⇒MTR-NO 1320, 2X AIRC ALT, MTR-NO 1682⇒	AVX10X1005 AVX10X1150 AVX10X750 AVX10X960 AVX13X865 AVX13X910	
	01/86-08/89	M117.960, M117.964	180		ALT PS, 2X AIRC AC, 2X AC, 2X	AVX10X1005 AVX10X1110 AVX10X750 AVX13X920 AVX13X960	

### SL (R129)

280 (129.058)	08/93-10/01	M104.943	142	2799		ALT, AC, MTR-NO 000901⇒, (MANL), MTR-NO 003621⇒, (AUTOM), 03/1996⇒ ALT, AC, MTR-NO 000901⇒, (MANL), MTR-NO 003621⇒, (AUTOM), ⇒03/1996 ALT, ⇒MTR-NO 000900, (MANL), ⇒MTR- NO 003620, (AUTOM)	6PK2205 6PK2225 6PK2330 6PK2415
280 (129.059)	05/98-10/01	M112.923, M112.925	150	2799		ALT, PS, AC ALT, PS, AC	6PK2390 6PK2390D1
300 SL (129.060)	03/89-08/93	M103.984	140	2960		ALT, ⇒12/1990 ALT, AC, ⇒12/1990 ALT, PS, AC, ⇒12/1990, (CAT) ALT, AC, ⇒12/1990, (CAT) ALT, 01/1990⇒	6PK2175 6PK2257 6PK2330 6PK2415 8PK2465
300 SL-24 (129.061)	03/89-07/93	M104.981	170	2960		ALT, (-AC), (AUTOM), MTR-NO 014274⇒, (-CAT)	6PK2175
						ALT, (-AC), (MANL), MTR-NO 001591⇒, (-CAT)	6PK2175
						ALT, (-AC), (MANL), MTR-NO 000940⇒, ⇒MTR-NO 001590, (-CAT)	6PK2205
						ALT, (-AC), (AUTOM), MTR-NO 009206⇒, ⇒MTR-NO 014273, (-CAT)	6PK2205
						ALT, (AC), (AUTOM), MTR-NO 014274⇒, (-CAT)	6PK2260
						ALT, (AC), (MANL), MTR-NO 001591⇒, (-CAT)	6PK2260
						ALT, (AC), (MANL), MTR-NO 000940⇒, ⇒MTR-NO 001590, (-CAT)	6PK2285
						ALT, (AC), (AUTOM), MTR-NO 009206⇒, ALT, (AC), (AUTOM), MTR-NO 009206⇒,	6PK2285



**MERCEDES-BENZ**

SL (R129)							
						⇒MTR-NO 014273, (-CAT) ALT, (-AC), (MANL), MTR-NO 001591⇒, (CAT)	<b>6PK2330</b>
						ALT, (-AC), (AUTOM), MTR-NO 014274⇒ ALT, (-AC), (MANL), MTR-NO 000940⇒, ⇒MTR-NO 001590, (CAT)	<b>6PK2330</b> <b>6PK2360</b>
						ALT, (-AC), (AUTOM), MTR-NO 009206⇒, ⇒MTR-NO 014273, (CAT)	<b>6PK2360</b>
						ALT, (AC), (AUTOM), MTR-NO 014274⇒, (CAT)	<b>6PK2415</b>
						ALT, (AC), (MANL), MTR-NO 001591⇒, (CAT)	<b>6PK2415</b>
						ALT, (AC), (AUTOM), MTR-NO 009206⇒, ⇒MTR-NO 014273, (CAT)	<b>6PK2445</b>
						ALT, (AC), (MANL), MTR-NO 000940⇒, ⇒MTR-NO 001590, (CAT)	<b>6PK2445</b>
320 (129.063)	09/93-10/01	M104.991	170	3199		ALT, (-AC), MTR-NO 009986⇒, ⇒05/1998 ALT, (AC), MTR-NO 020514⇒, ⇒05/1998 ALT, (AC), MTR-NO 009986⇒, ⇒MTR-NO 020513, ⇒05/1998	<b>6PK2130</b> <b>6PK2205</b> <b>6PK2225</b>
320 (129.064)	05/98-10/01	M112.943	165	3199		ALT, (-AC), ⇒MTR-NO 009985, ⇒05/1998 ALT, (AC), ⇒MTR-NO 009985, ⇒05/1998	<b>6PK2330</b> <b>6PK2415</b>
500 (129.067)	09/92-10/01	M119.972, M119.982	235	4973		ALT, PS, AC ALT, PS, AC	<b>6PK2390</b> <b>6PK2390D1</b>
500 (129.068)	05/98-10/01	M113.961	225	4966		ALT, (-AC), MTR-CODE: M 119.982 ALT, (-AC), MTR-CODE: M 119.972 ALT, (AC), MTR-CODE: M 119.982 ALT, (AC), MTR-CODE: M 119.972	<b>6PK2433</b> <b>6PK2460</b> <b>6PK2510</b> <b>6PK2535</b>
500 SL (129.066)	09/89-08/92	M119.960, M119.972	240	4973		ALT, PS, AC ALT, PS, AC	<b>6PK2390</b> <b>6PK2390D1</b>
55 AMG (129.068)	03/00-10/01	M113.985	260	5439		ALT ALT, (CAT)	<b>6PK2175</b> <b>6PK2523</b>
60 AMG (129.067)	05/97-10/01	M122.981	280	5956		ALT, PS, AC	<b>6PK2390</b> <b>6PK2390D1</b>
600 (129.076)	07/92-10/01	M120.981, M120.983	290	5987		ALT, WP, FAN, AC, PS ALT	<b>6PK2510</b> <b>6PK2585</b>
SL (R230)							
280	03/08-01/12	M272.949	170	2996		ONLY WITH VD1072	<b>6PK2404</b> <b>MS32</b> <b>VD1072</b>
300	04/09-01/12	M272.949	170	2996		ONLY WITH VD1072	<b>6PK2404</b> <b>MS32</b> <b>VD1072</b>
350	03/06-01/12	M272.966	200	3498		ALT	<b>6PK2404</b>
	04/08-01/12	M272.968	232			ALT	<b>6PK2404</b>
350 (230.467)	03/03-01/12	M112.973	180	3724		ALT, PS, AC ALT, PS, AC ONLY WITH VD1070	<b>6PK2380</b> <b>6PK2380D1</b> <b>MS32</b> <b>VD1070</b>
500	03/06-01/12	M273.965	285	5461		ALT	<b>6PK2404</b>
500 (230.475)	10/01-01/12	M113.963	225	4966		ALT, PS, AC, CH-NO F 011632⇒, 08/2002⇒ ALT, PS, AC, 08/2002⇒, CH-NO F 011632⇒ ALT, PS, AC, ⇒CH-NO F 026959, ⇒07/2002 ALT, PS, AC, ⇒07/2002, ⇒CH-NO F 026959 ONLY WITH VD1070	<b>6PK2380</b> <b>6PK2380D1</b> <b>6PK2390</b> <b>6PK2390D1</b> <b>MS32</b> <b>VD1070</b>
55 AMG Kompressor (230.474)	06/02-01/12	M113.992	368	5439		ALT	<b>6PK2460</b>
600 (230.476)	04/03-01/12	M275.951	368	5513		ALT	<b>7PK2337</b>
63AMG	03/08-01/12	M156.981	386	6208		ALT	<b>6PK2360</b>
65 AMG (230.479)	03/04-01/12	M275.981	450	5980		ALT	<b>7PK2337</b>
SL (W121)							
190 SL	01/55-12/63		77	1884		ALT, (LHD) ALT	<b>AVX10X825</b> <b>AVX10X850</b>
SL Coupe (C107)							
280 SLC (107.022)	06/76-09/81	M110.982, M110.986, M110.990	130	2746		FAN AC PS	<b>AVX10X960</b> <b>AVX13X1285</b> <b>AVX13X775</b>
	08/74-09/81		136			FAN AC PS	<b>AVX10X960</b> <b>AVX13X1285</b> <b>AVX13X775</b>
350 SLC (107.023)	03/76-02/80	M116.982, M116.984	143	3499		PS, WP, 2X ALT	<b>AVX10X1200</b> <b>AVX10X913</b>

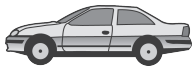




## MERCEDES-BENZ

SL Coupe (C107)							
	01/72-02/76		147			AC PS, WP, 2X ALT AC	AVX13X850 AVX10X1200 AVX10X913 AVX13X850
380 SLC (107.025)	07/80-08/81	M116.960	160	3818		PS, 2X ALT AC	AVX10X1150 AVX10X920 AVX13X875
450 SLC (107.024)	09/75-08/79	M117.982, M117.985	160	4520		PS ALT AC AC	2XAVX13X1200 AVX10X1184 AVX13X1000 AVX13X1025
	01/73-11/75		165			PS ALT AC AC	2XAVX13X1200 AVX10X1184 AVX13X1000 AVX13X1025
450 SLC 5.0 (107.026)	06/78-02/80	M117.960	177	4973		PS ALT AC AC	2XAVX13X1200 AVX10X1184 AVX13X1000 AVX13X1025
SLK (R170)							
200 (170.435)	09/96-03/00	M111.946	100	1998		ALT, (-AC) ALT, (AC)	6PK2055 6PK2155
200 Kompressor (170.444)	03/00-04/04	M111.958	120	1998		ALT, ⇨09/2003, (170.444) PS, (-AC), ⇨09/2003, (170.444) PS, (AC), ⇨09/2003, (170.444)	6PK1352 6PK1775 6PK1870
200 Kompressor (170.445)	10/96-03/00	M111.943	141	1998		ALT ALT, PS, (LC) ALT, PS ALT, PS, AC, (LC) ALT, PS, AC	6PK1330 6PK1760 6PK1775 6PK1863 6PK1873
230 Kompressor (170.447)	09/96-03/00	M111.973	142	2295		ALT ALT, PS, (LC) ALT, PS ALT, PS, AC, (LC) ALT, PS, AC	6PK1330 6PK1760 6PK1775 6PK1863 6PK1873
230 Kompressor (170.449)	03/00-04/04	M111.983	145	2295		ALT, (170.449) PS, (-AC), (170.449) PS, (AC), (170.449)	6PK1352 6PK1775 6PK1870
320 (170.465)	03/00-04/04	M112.947	160	3199		ALT, PS, AC ALT, PS, AC	6PK2390 6PK2390D1
SLK (R171)							
200 Kompressor (171.442)	03/04-02/11	M271.944	120	1795		ALT, (-AC) ALT, AC ALT, (Bosch), FOR ALT: 120A, OE-NO A 271 154 08 02 ALT, (Valeo), FOR ALT: 120A, OE-NO 271 154 09 02	7PK2315 7PK2418 AP9020 AP9026
200 Kompressor (171.445)	01/08-02/11	M271.954	135	1796		ALT, (-AC) ALT, (AC)	7PK2315 7PK2418
280 (171.454)	01/05-02/11	M272.942	170	2996		ALT, WP, PS, AC ONLY WITH VD1072	6PK2404 MS32 VD1072
300 (171.454)	04/09-02/11	M272.942	170	2996		ALT, WP, PS, AC ONLY WITH VD1072	6PK2404 MS32 VD1072
350 (171.456)	06/04-02/11	M272.963	200	3498		ALT	6PK2404
350 (171.458)	01/08-02/11	M272.969	224	3498		ALT	6PK2404
55 AMG (171.473)	06/04-02/11	M113.989	265	5439		ALT	6PK2380
SLK (R172)							
200 (172.448)	02/11-	M271.860, M271.861	135	1796		ALT, (Valeo), FOR ALT: 120A, OE-NO 014 154 14 02, FOR ALT: 150A, OE-NO 000 906 30 00	AP9050
250 (172.447)	02/11-	M271.860, M271.861	150	1796		ALT, (Valeo), FOR ALT: 120A, OE-NO 014 154 14 02, FOR ALT: 150A, OE-NO 000 906 30 00, MTR-CODE: M 271.861	AP9050
350 (172.457)	02/11-	M276.956	225	3498		ALT, (Valeo), FOR ALT: 180A, OE-NO 014 154 33 02, MTR-CODE: M 276.956	AP9050
SLR (R199)							
5.4 (199.376)	04/04-	M155.980	460	5439		ALT	6PK2433
SLR ROADSTER (R199)							
5.4	04/07-	M155.980	460	5439		ALT	6PK2433
	10/06-		478			ALT	6PK2433
SLS AMG (C197)							
6.2 (197.377)	03/10-	M159.980	420	6208		ALT, (Valeo), FOR ALT: 180A, OE-NO 000 906 53 00	AP9050
SPRINTER 2-t Bus (901, 902)							
208 CDI	04/00-05/06	OM611.987	60	2148		ALT, (-AC), ⇨CH-NO R220797 ALT, (-AC), CH-NO R220798⇨	6PK2196 6PK2264





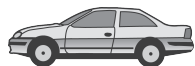
MERCEDES-BENZ

## MERCEDES-BENZ

SPRINTER 2-t Bus (901, 902)

					<p>CH-NO R220798⇒, ALT, (-AC), (Abtrieb nicht vorn) <b>6PK2264D1</b>                      ALT, (AC) <b>6PK2271</b>                      ⇒MTR-NO 50185180, ALT, (AC), (Abtrieb vorn) <b>6PK2271D2</b>                      ONLY WITH VD1041, ONLY WITH VD1042, MTR-NO 50 185181⇒ <b>MS16</b>                      ONLY WITH VD1041, ONLY WITH VD1042, ⇒MTR-NO 50 185180 <b>MS23</b>                      ALT, (Bosch), OE-NO 012 154 2002, 013 154 1702, FOR ALT: 90A, OE-NO 012 154 2402, FOR ALT: 115A, OE-NO 013 154 1502, FOR ALT: 120A, OE-NO 012 154 4602, 013 154 1302, FOR ALT: 150A, OE-NO 013 154 1102, FOR ALT: 200A <b>AP9010</b>                      ALT, (Bosch), OE-NO A 011 154 0602, FOR ALT: 90A, OE-NO A 011 154 0902, FOR ALT: 115A <b>AP9015</b>                      OE-NO A611 030 10 03, A611 030 14 03, (Code: 170) <b>VD1041</b>                      OE-NO A611 030 02 03, A646 030 09 03, A611 030 05 03 <b>VD1042</b></p>
208 D	02/95-04/00	OM601.943	58	2299	<p>ALT, (-AC) <b>6PK2020</b>                      ALT, (AC) <b>6PK2100</b>                      ALT, (Bosch), FOR ALT: 70A, OE-NO 008 154 96 02, FOR ALT: 90A, OE-NO 009 154 30 02, 010 154 08 02, FOR ALT: 115A, OE-NO 010 154 05 02 <b>AP9034</b></p>
210 D	03/97-04/00	OM602.980	75	2874	<p>ALT, WP, FAN, PS <b>6PK2080</b>                      ALT, WP, FAN, AC, PS <b>6PK2140</b>                      ALT, (Bosch), FOR ALT: 90A, OE-NO 009 154 30 02, 010 154 08 02, FOR ALT: 115A, OE-NO 010 154 05 02, 011 154 08 02 <b>AP9034</b></p>
211 CDI	04/00-05/06	OM611.981	80	2148	<p>ALT, (-AC), ⇒CH-NO R220797 <b>6PK2196</b>                      ALT, (-AC), CH-NO R220798⇒ <b>6PK2264</b>                      CH-NO R220798⇒, ALT, (-AC), (Abtrieb nicht vorn) <b>6PK2264D1</b>                      ALT, (AC) <b>6PK2271</b>                      ⇒MTR-NO 50185180, ALT, (AC), (Abtrieb vorn) <b>6PK2271D2</b>                      ONLY WITH VD1041, ONLY WITH VD1042, MTR-NO 50 185181⇒ <b>MS16</b>                      ONLY WITH VD1041, ONLY WITH VD1042, ⇒MTR-NO 50 185180 <b>MS23</b>                      ALT, (Bosch), OE-NO 012 154 2002, 013 154 1702, FOR ALT: 90A, OE-NO 012 154 2402, FOR ALT: 115A, OE-NO 013 154 1502, FOR ALT: 120A, OE-NO 012 154 4602, 013 154 1302, FOR ALT: 150A, OE-NO 013 154 1102, FOR ALT: 200A <b>AP9010</b>                      ALT, (Bosch), OE-NO A 011 154 0602, FOR ALT: 90A, OE-NO A 011 154 0902, FOR ALT: 115A <b>AP9015</b>                      OE-NO A611 030 10 03, A611 030 14 03, (Code: 170) <b>VD1041</b>                      OE-NO A611 030 02 03, A646 030 09 03, A611 030 05 03 <b>VD1042</b></p>
212 D	02/95-04/00	OM602.980	90	2874	<p>PS <b>6PK2080</b>                      PS, AC <b>6PK2140</b>                      ALT, (Bosch), FOR ALT: 90A, OE-NO 009 154 30 02, 010 154 08 02, FOR ALT: 115A, OE-NO 010 154 05 02, 011 154 08 02 <b>AP9034</b></p>
213 CDI	04/00-05/06	OM611.981	95	2148	<p>ALT, (-AC), ⇒CH-NO R220797 <b>6PK2196</b>                      ALT, (-AC), CH-NO R220798⇒ <b>6PK2264</b>                      CH-NO R220798⇒, ALT, (-AC), (Abtrieb nicht vorn) <b>6PK2264D1</b>                      ALT, (AC) <b>6PK2271</b>                      ⇒MTR-NO 50185180, ALT, (AC), (Abtrieb vorn) <b>6PK2271D2</b>                      ONLY WITH VD1041, ONLY WITH VD1042, MTR-NO 50 185181⇒ <b>MS16</b>                      ONLY WITH VD1041, ONLY WITH VD1042, ⇒MTR-NO 50 185180 <b>MS23</b>                      ALT, (Bosch), OE-NO 012 154 2002, 013 154 1702, FOR ALT: 90A, OE-NO 012 154 2402, FOR ALT: 115A, OE-NO 013 154 1502, FOR ALT: 120A, OE-NO 012 154 4602, 013 154 1302, FOR ALT: 150A, OE-</p>





## MERCEDES-BENZ

### SPRINTER 2-t Bus (901, 902)

					NO 013 154 1102, FOR ALT: 200A ALT, (Bosch), OE-NO A 011 154 0602, FOR ALT: 90A, OE-NO A 011 154 0902, FOR ALT: 115A OE-NO A611 030 10 03, A611 030 14 03, (Code: 170) OE-NO A611 030 02 03, A646 030 09 03, A611 030 05 03	<b>AP9015</b> <b>VD1041</b> <b>VD1042</b>
214	02/95-05/06	M111.979	105	2295	PS, (VT67) PS, (VDA) PS, AC, (VT67) PS, AC, (VDA)	<b>6PK2100</b> <b>6PK2115</b> <b>6PK2205</b> <b>6PK2215</b>
216 CDI	04/00-05/06	OM612.981	115	2685	ALT, (-AC), ⇒CH-NO R220797 ALT, (-AC), CH-NO R220798⇒ ALT, AC ONLY WITH VD1036, MTR-NO 51184581⇒ ONLY WITH VD1036, ⇒MTR-NO 51184580 ALT, (Bosch), OE-NO 012 154 2002, 013 154 1702, FOR ALT: 90A, OE-NO 012 154 2402, FOR ALT: 115A, OE-NO 013 154 1502, FOR ALT: 120A, OE-NO 012 154 4602, 013 154 1302, FOR ALT: 150A, OE-NO 013 154 1102, FOR ALT: 200A ALT, (Bosch), OE-NO A 011 154 0602, FOR ALT: 90A, OE-NO A 011 154 0902, FOR ALT: 115A (MANL), MTR-NO 50076683⇒	<b>6PK2196</b> <b>6PK2264</b> <b>6PK2271</b> <b>MS16</b> <b>MS23</b> <b>AP9010</b> <b>AP9015</b> <b>VD1036</b>
<b>SPRINTER 2-t Kasten (901, 902)</b>						
208 CDI	04/00-05/06	OM611.987	60	2148	ALT, (-AC), ⇒CH-NO R220797 ALT, (-AC), CH-NO R220798⇒ CH-NO R220798⇒, ALT, (-AC), (Abtrieb nicht vorn) ALT, (AC) ⇒MTR-NO 50185180, ALT, (AC), (Abtrieb vorn) ONLY WITH VD1041, ONLY WITH VD1042, MTR-NO 50 185181⇒ ONLY WITH VD1041, ONLY WITH VD1042, ⇒MTR-NO 50 185180 ALT, (Bosch), OE-NO 012 154 2002, 013 154 1702, FOR ALT: 90A, OE-NO 012 154 2402, FOR ALT: 115A, OE-NO 013 154 1502, FOR ALT: 120A, OE-NO 012 154 4602, 013 154 1302, FOR ALT: 150A, OE-NO 013 154 1102, FOR ALT: 200A ALT, (Bosch), OE-NO A 011 154 0602, FOR ALT: 90A, OE-NO A 011 154 0902, FOR ALT: 115A OE-NO A611 030 10 03, A611 030 14 03, (Code: 170) OE-NO A611 030 02 03, A646 030 09 03, A611 030 05 03	<b>6PK2196</b> <b>6PK2264</b> <b>6PK2264D1</b> <b>6PK2271</b> <b>6PK2271D2</b> <b>MS16</b> <b>MS23</b> <b>AP9010</b> <b>AP9015</b> <b>VD1041</b> <b>VD1042</b>
208 D	02/95-04/00	OM601.943	58	2299	ALT, (-AC) ALT, (AC) ALT, (Bosch), FOR ALT: 70A, OE-NO 008 154 96 02, FOR ALT: 90A, OE-NO 009 154 30 02, 010 154 08 02, FOR ALT: 115A, OE-NO 010 154 05 02	<b>6PK2020</b> <b>6PK2100</b> <b>AP9034</b>
	10/96-04/00		60		ALT, WP, FAN, PS ALT, WP, FAN, AC, PS ALT, (Bosch), FOR ALT: 70A, OE-NO 008 154 96 02, FOR ALT: 90A, OE-NO 009 154 30 02, 010 154 08 02, FOR ALT: 115A, OE-NO 010 154 05 02	<b>6PK2050</b> <b>6PK2120</b> <b>AP9034</b>
210 D	01/97-04/00	OM602.980	75	2874	ALT, WP, FAN, PS ALT, WP, FAN, AC, PS ALT, (Bosch), FOR ALT: 90A, OE-NO 009 154 30 02, 010 154 08 02, FOR ALT: 115A, OE-NO 010 154 05 02, 011 154 08 02	<b>6PK2080</b> <b>6PK2140</b> <b>AP9034</b>
211 CDI	04/00-05/06	OM611.981	80	2148	ALT, (-AC), ⇒CH-NO R220797 ALT, (-AC), CH-NO R220798⇒ ALT, AC ONLY WITH VD1041, ONLY WITH VD1042, MTR-NO 50 185181⇒ ONLY WITH VD1041, ONLY WITH VD1042, ⇒MTR-NO 50 185180 ALT, (Bosch), OE-NO 012 154 2002, 013 154 1702, FOR ALT: 90A, OE-NO 012 154	<b>6PK2196</b> <b>6PK2264</b> <b>6PK2271</b> <b>MS16</b> <b>MS23</b> <b>AP9010</b>



## MERCEDES-BENZ

### SPRINTER 2-t Kasten (901, 902)

					ALT, (Bosch), OE-NO A 011 154 0602, FOR ALT: 90A, OE-NO A 011 154 0902, FOR ALT: 115A OE-NO A611 030 10 03, A611 030 14 03, (Code: 170) OE-NO A611 030 02 03, A646 030 09 03, A611 030 05 03	<b>AP9015</b> <b>VD1041</b> <b>VD1042</b>
212 D	02/95-04/00	OM602.980	90	2874	ALT, PS ALT, PS, AC ALT, (Bosch), FOR ALT: 90A, OE-NO 009 154 30 02, 010 154 08 02, FOR ALT: 115A, OE-NO 010 154 05 02, 011 154 08 02	<b>6PK2080</b> <b>6PK2150</b> <b>AP9034</b>
213 CDI	04/00-05/06	OM611.981	95	2148	ALT, (-AC), ⇒CH-NO R220797 ALT, (-AC), CH-NO R220798⇒ CH-NO R220798⇒, ALT, (-AC), (Abtrieb nicht vorn) ALT, (AC) ⇒MTR-NO 50185180, ALT, (AC), (Abtrieb vorn) ONLY WITH VD1041, ONLY WITH VD1042, MTR-NO 50 185181⇒ ONLY WITH VD1041, ONLY WITH VD1042, ⇒MTR-NO 50 185180 ALT, (Bosch), OE-NO 012 154 2002, 013 154 1702, FOR ALT: 90A, OE-NO 012 154 2402, FOR ALT: 115A, OE-NO 013 154 1502, FOR ALT: 120A, OE-NO 012 154 4602, 013 154 1302, FOR ALT: 150A, OE-NO 013 154 1102, FOR ALT: 200A ALT, (Bosch), OE-NO A 011 154 0602, FOR ALT: 90A, OE-NO A 011 154 0902, FOR ALT: 115A OE-NO A611 030 10 03, A611 030 14 03, (Code: 170) OE-NO A611 030 02 03, A646 030 09 03, A611 030 05 03	<b>6PK2196</b> <b>6PK2264</b> <b>6PK2264D1</b>  <b>6PK2271</b> <b>6PK2271D2</b>  <b>MS16</b>  <b>MS23</b>  <b>AP9010</b>  <b>AP9015</b>  <b>VD1041</b>  <b>VD1042</b>
214	02/95-05/06	M111.979, M111.984	105	2295	ALT, PS, ⇒05/1996 ALT, PS, 05/1996⇒ ALT, PS, AC	<b>6PK2100</b> <b>6PK2130</b> <b>6PK2205</b>
214 NGT	04/00-05/06	M111.984	92	2295	PS, (VT67) PS, (VDA) PS, AC, (VT67) PS, AC, (VDA)	<b>6PK2100</b> <b>6PK2115</b> <b>6PK2205</b> <b>6PK2215</b>
216 CDI	04/00-05/06	OM612.981	115	2685	ALT, (-AC), ⇒CH-NO R220797 ALT, (-AC), CH-NO R220798⇒ ALT, AC ONLY WITH VD1036, MTR-NO 51184581⇒ ONLY WITH VD1036, ⇒MTR-NO 51184580 ALT, (Bosch), OE-NO 012 154 2002, 013 154 1702, FOR ALT: 90A, OE-NO 012 154 2402, FOR ALT: 115A, OE-NO 013 154 1502, FOR ALT: 120A, OE-NO 012 154 4602, 013 154 1302, FOR ALT: 150A, OE-NO 013 154 1102, FOR ALT: 200A (MANL), MTR-NO 50076683⇒	<b>6PK2196</b> <b>6PK2264</b> <b>6PK2271</b> <b>MS16</b> <b>MS23</b> <b>AP9010</b>  <b>VD1036</b>

### SPRINTER 2-t Pritsche/Fahrgestell (901, 902)

208 CDI	04/00-05/06	OM611.987	60	2148	ALT, (-AC), ⇒CH-NO R220797 ALT, (-AC), CH-NO R220798⇒ CH-NO R220798⇒, ALT, (-AC), (Abtrieb nicht vorn) ALT, (AC) ⇒MTR-NO 50185180, ALT, (AC), (Abtrieb vorn) ONLY WITH VD1041, ONLY WITH VD1042, MTR-NO 50 185181⇒ ONLY WITH VD1041, ONLY WITH VD1042, ⇒MTR-NO 50 185180 ALT, (Bosch), OE-NO 012 154 2002, 013 154 1702, FOR ALT: 90A, OE-NO 012 154 2402, FOR ALT: 115A, OE-NO 013 154 1502, FOR ALT: 120A, OE-NO 012 154 4602, 013 154 1302, FOR ALT: 150A, OE-NO 013 154 1102, FOR ALT: 200A ALT, (Bosch), OE-NO A 011 154 0602, FOR ALT: 90A, OE-NO A 011 154 0902, FOR ALT: 115A OE-NO A611 030 10 03, A611 030 14 03, (Code: 170)	<b>6PK2196</b> <b>6PK2264</b> <b>6PK2264D1</b>  <b>6PK2271</b> <b>6PK2271D2</b>  <b>MS16</b>  <b>MS23</b>  <b>AP9010</b>  <b>AP9015</b>  <b>VD1041</b>
---------	-------------	-----------	----	------	--	---



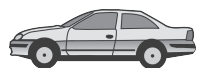


## MERCEDES-BENZ

### SPRINTER 2-t Pritsche/Fahrgestell (901, 902)

					OE-NO A611 030 02 03, A646 030 09 03, A611 030 05 03	<b>VD1042</b>
208 D	01/95-04/00	OM601.943	58	2299	ALT, (-AC) ALT, (AC) ALT, (Bosch), FOR ALT: 70A, OE-NO 008 154 96 02, FOR ALT: 90A, OE-NO 009 154 30 02, 010 154 08 02, FOR ALT: 115A, OE-NO 010 154 05 02	<b>6PK2020</b> <b>6PK2100</b> <b>AP9034</b>
	09/96-04/00		60		ALT, WP, FAN, PS ALT, WP, FAN, AC, PS ALT, (Bosch), FOR ALT: 70A, OE-NO 008 154 96 02, FOR ALT: 90A, OE-NO 009 154 30 02, 010 154 08 02, FOR ALT: 115A, OE-NO 010 154 05 02	<b>6PK2050</b> <b>6PK2120</b> <b>AP9034</b>
210 D	01/97-04/00	OM602.980	75	2874	ALT, WP, FAN, PS ALT, WP, FAN, AC, PS ALT, (Bosch), FOR ALT: 90A, OE-NO 009 154 30 02, 010 154 08 02, FOR ALT: 115A, OE-NO 010 154 05 02, 011 154 08 02	<b>6PK2080</b> <b>6PK2140</b> <b>AP9034</b>
211 CDI	04/00-05/06	OM611.981	80	2148	ALT, (-AC), ⇒CH-NO R220797 ALT, (-AC), CH-NO R220798⇒ CH-NO R220798⇒, ALT, (-AC), (Abtrieb nicht vorn) ALT, (AC) ⇒MTR-NO 50185180, ALT, (AC), (Abtrieb vorn) ONLY WITH VD1041, ONLY WITH VD1042, MTR-NO 50 185181⇒ ONLY WITH VD1041, ONLY WITH VD1042, ⇒MTR-NO 50 185180 ALT, (Bosch), OE-NO 012 154 2002, 013 154 1702, FOR ALT: 90A, OE-NO 012 154 2402, FOR ALT: 115A, OE-NO 013 154 1502, FOR ALT: 120A, OE-NO 012 154 4602, 013 154 1302, FOR ALT: 150A, OE-NO 013 154 1102, FOR ALT: 200A ALT, (Bosch), OE-NO A 011 154 0602, FOR ALT: 90A, OE-NO A 011 154 0902, FOR ALT: 115A OE-NO A611 030 10 03, A611 030 14 03, (Code: 170) OE-NO A611 030 02 03, A646 030 09 03, A611 030 05 03	<b>6PK2196</b> <b>6PK2264</b> <b>6PK2264D1</b>  <b>6PK2271</b> <b>6PK2271D2</b>  <b>MS16</b>  <b>MS23</b>  <b>AP9010</b>  <b>AP9015</b>  <b>VD1041</b> <b>VD1042</b>
212 D	02/95-04/00	OM602.980	90	2874	ALT, WP, FAN, PS ALT, WP, FAN, AC, PS ALT, (Bosch), FOR ALT: 90A, OE-NO 009 154 30 02, 010 154 08 02, FOR ALT: 115A, OE-NO 010 154 05 02, 011 154 08 02	<b>6PK2080</b> <b>6PK2150</b> <b>AP9034</b>
213 CDI	04/00-05/06	OM611.981	95	2148	ALT, (-AC), ⇒CH-NO R220797 ALT, (-AC), CH-NO R220798⇒ CH-NO R220798⇒, ALT, (-AC), (Abtrieb nicht vorn) ALT, (AC) ⇒MTR-NO 50185180, ALT, (AC), (Abtrieb vorn) ONLY WITH VD1041, ONLY WITH VD1042, MTR-NO 50 185181⇒ ONLY WITH VD1041, ONLY WITH VD1042, ⇒MTR-NO 50 185180 ALT, (Bosch), OE-NO 012 154 2002, 013 154 1702, FOR ALT: 90A, OE-NO 012 154 2402, FOR ALT: 115A, OE-NO 013 154 1502, FOR ALT: 120A, OE-NO 012 154 4602, 013 154 1302, FOR ALT: 150A, OE-NO 013 154 1102, FOR ALT: 200A ALT, (Bosch), OE-NO A 011 154 0602, FOR ALT: 90A, OE-NO A 011 154 0902, FOR ALT: 115A OE-NO A611 030 10 03, A611 030 14 03, (Code: 170) OE-NO A611 030 02 03, A646 030 09 03, A611 030 05 03	<b>6PK2196</b> <b>6PK2264</b> <b>6PK2264D1</b>  <b>6PK2271</b> <b>6PK2271D2</b>  <b>MS16</b>  <b>MS23</b>  <b>AP9010</b>  <b>AP9015</b>  <b>VD1041</b> <b>VD1042</b>
214	02/95-05/06	M111.979	105	2295	ALT, WP, FAN, PS, (VT67) ALT, WP, FAN, PS, (VDA) ALT, WP, FAN, AC, PS, (VT67) ALT, WP, FAN, AC, PS, (VDA)	<b>6PK2100</b> <b>6PK2115</b> <b>6PK2205</b> <b>6PK2215</b>
214 NGT	04/00-05/06		92	2295	ALT, WP, FAN, PS, (VT67) ALT, WP, FAN, PS, (VDA)	<b>6PK2100</b> <b>6PK2115</b>





## MERCEDES-BENZ

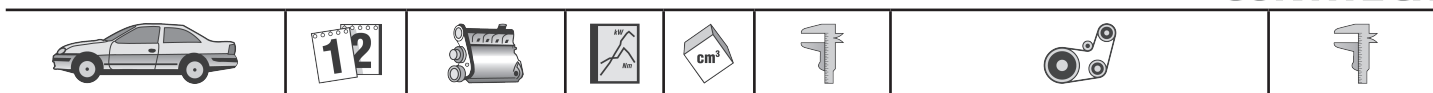
### SPRINTER 2-t Pritsche/Fahrgestell (901, 902)

216 CDI	04/00-05/06	OM612.981	115	2685	ALT, WP, FAN, AC, PS, (VT67) ALT, WP, FAN, AC, PS, (VDA)	<b>6PK2205</b> <b>6PK2215</b>
					ALT, (-AC), ⇒CH-NO R220797 ALT, (-AC), CH-NO R220798⇒ ALT, AC ONLY WITH VD1036, MTR-NO 51184581⇒ ONLY WITH VD1036, ⇒MTR-NO 51184580 ALT, (Bosch), OE-NO 012 154 2002, 013 154 1702, FOR ALT: 90A, OE-NO 012 154 2402, FOR ALT: 115A, OE-NO 013 154 1502, FOR ALT: 120A, OE-NO 012 154 4602, 013 154 1302, FOR ALT: 150A, OE- NO 013 154 1102, FOR ALT: 200A ALT, (Bosch), OE-NO A 011 154 0602, FOR ALT: 90A, OE-NO A 011 154 0902, FOR ALT: 115A (MANL), MTR-NO 50076683⇒	<b>6PK2196</b> <b>6PK2264</b> <b>6PK2271</b> <b>MS16</b> <b>MS23</b> <b>AP9010</b>       <b>AP9015</b>       <b>VD1036</b>

### SPRINTER 3,5 Pritsche/Fahrgestell (906)

309 CDI (906.131, 906.133, 906.135, 906.231, 906.233...)	06/06-	OM646.984	65	2148	ALT, (-PTO) ALT, (-AC) ALT, (PTO) ALT, (AC) ALT, (Bosch), FOR ALT: 90A, OE-NO 646 154 00 02, FOR ALT: 200A, OE-NO 013 154 10 02 ALT, (Valeo), FOR ALT: 180A, OE-NO 646 154 11 02, FOR ALT: 220A, OE-NO 646 154 09 02	<b>6PK2260</b> <b>6PK2260</b> <b>6PK2285</b> <b>6PK2285</b> <b>AP9010</b>    <b>AP9050</b>
310 CDI (906.131, 906.133, 906.135, 906.231, 906.233...)	03/09-	OM651.955	70	2143	ALT, (Bosch), FOR ALT: 120A, OE-NO 014 154 27 02 ALT, (Valeo), FOR ALT: 180A, OE-NO 013 154 68 02, FOR ALT: 220A, OE-NO 646 154 08 02	<b>AP9010</b>   <b>AP9050</b>
311 CDI (906.131, 906.133, 906.135, 906.231, 906.233...)	06/06-	OM646.985	80	2148	ALT, (-AC) ALT, (AC) ALT, (Bosch), FOR ALT: 90A, OE-NO 646 154 00 02 ALT, (Valeo), FOR ALT: 180A, OE-NO 646 154 11 02, FOR ALT: 220A, OE-NO 646 154 08 02, 646 154 09 02	<b>6PK2260</b> <b>6PK2285</b> <b>AP9010</b>   <b>AP9050</b>
311 CDI 4x4 (906.131, 906.133, 906.135, 906.231...)	02/08-	OM646.985	80	2148	ALT, (Bosch), FOR ALT: 90A, OE-NO 646 154 00 02 ALT, (Valeo), FOR ALT: 180A, OE-NO 646 154 11 02, FOR ALT: 220A, OE-NO 646 154 08 02, 646 154 09 02	<b>AP9010</b>   <b>AP9050</b>
313 CDI (906.131, 906.133, 906.135, 906.231, 906.233...)	06/06-	OM646.986	95	2148	ALT, (-AC) ALT, (AC) ALT, (Bosch), FOR ALT: 120A, OE-NO 014 154 27 02 ALT, (Valeo), FOR ALT: 180A, OE-NO 646 154 11 02, FOR ALT: 220A, OE-NO 646 154 08 02, 646 154 09 02	<b>6PK2260</b> <b>6PK2285</b> <b>AP9010</b>   <b>AP9050</b>
315 CDI (906.131, 906.133, 906.135, 906.231, 906.233...)	06/06-	OM646.990, OM646.989	110	2148	ALT ALT, (Bosch), FOR ALT: 90A, OE-NO 646 154 00 02 ALT, (Valeo), FOR ALT: 180A, OE-NO 646 154 11 02, FOR ALT: 220A, OE-NO 646 154 08 02, 646 154 09 02	<b>6PK2260</b> <b>AP9010</b>   <b>AP9050</b>
315 CDI 4x4 (906.131, 906.133, 906.135, 906.231...)	02/08-	OM646.990, OM646.989	110	2148	ALT, (Bosch), FOR ALT: 90A, OE-NO 646 154 00 02 ALT, (Valeo), FOR ALT: 180A, OE-NO 646 154 11 02, FOR ALT: 220A, OE-NO 646 154 08 02, 646 154 09 02	<b>AP9010</b>   <b>AP9050</b>
316 CDI (906.131, 906.133, 906.135, 906.231, 906.233...)	03/09-	OM651.957	120	2143	ALT, (Bosch), FOR ALT: 120A, OE-NO 014 154 27 02	<b>AP9010</b>
316 CDI 4x4 (906.131, 906.133, 906.135, 906.231...)	03/09-	OM651.957	120	2143	ALT, (Bosch), FOR ALT: 120A, OE-NO 014 154 27 02	<b>AP9010</b>
318 CDI (906.131, 906.133, 906.135, 906.231, 906.233...)	06/06-	OM642.992, OM642.993, OM642.896	135	2987	FAN, OE-NO 0019933896 ALT, OE-NO 0019933696 ALT, OE-NO 0019934196 ALT	<b>6PK691 ELAST</b> <b>7PK1970</b> <b>7PK1980</b> <b>7PK2035</b>
324 (906.133, 906.135, 906.233, 906.235)	06/06-	M272.979	190	3498	ALT ALT, (Bosch), FOR ALT: 90A, OE-NO 646 154 00 02, FOR ALT: 120A, OE-NO 014 154 27 02, FOR ALT: 200A, OE-NO 013 154 10 02	<b>6PK2404</b> <b>AP9010</b>





## MERCEDES-BENZ

### SPRINTER 3,5 Pritsche/Fahrgestell (906)

						ALT, (Bosch), FOR ALT: 150A, OE-NO 271 154 10 02	<b>AP9020</b>
<b>SPRINTER 3,5-t Bus (906)</b>							
310 CDI (906.731, 906.733, 906.735)	03/09-	OM651.955	70	2143		ALT, (Bosch), FOR ALT: 120A, OE-NO A 014 154 27 02 ALT, (Valeo), FOR ALT: 180A, OE-NO 013 154 68 02, FOR ALT: 220A, OE-NO 646 154 08 02	<b>AP9010</b> <b>AP9050</b>
311 CDI (906.731, 906.733, 906.735)	06/06-	OM646.985	80	2148		ALT, (-AC) ALT, (AC) ALT, (Bosch), FOR ALT: 90A, OE-NO A 646 154 00 02 ALT, (Valeo), FOR ALT: 180A, OE-NO 646 154 11 02, FOR ALT: 220A, OE-NO 646 154 08 02, 646 154 09 02	<b>6PK2260</b> <b>6PK2285</b> <b>AP9010</b> <b>AP9050</b>
311 CDI 4x4 (906.731, 906.733, 906.735)	02/08-	OM646.985	80	2148		ALT, (Bosch), FOR ALT: 90A, OE-NO A 646 154 00 02 ALT, (Valeo), FOR ALT: 180A, OE-NO 646 154 11 02, FOR ALT: 220A, OE-NO 646 154 08 02, 646 154 09 02	<b>AP9010</b> <b>AP9050</b>
315 CDI (906.731, 906.733, 906.735)	06/06-	OM646.990, OM646.989	110	2148		ALT, (Bosch), FOR ALT: 90A, OE-NO A 646 154 00 02 ALT, (Valeo), FOR ALT: 180A, OE-NO 646 154 11 02, FOR ALT: 220A, OE-NO 646 154 08 02, 646 154 09 02	<b>AP9010</b> <b>AP9050</b>
315 CDI 4x4 (906.731, 906.733, 906.735)	02/08-	OM646.990, OM646.989	110	2148		ALT, (Bosch), FOR ALT: 90A, OE-NO 646 154 00 02 ALT, (Valeo), FOR ALT: 180A, OE-NO 646 154 11 02, FOR ALT: 220A, OE-NO 646 154 08 02, 646 154 09 02	<b>AP9010</b> <b>AP9050</b>
324 (906.733, 906.735)	06/06-	M272.979	190	3498		ALT ALT, (Bosch), FOR ALT: 90A, OE-NO 646 154 00 02, FOR ALT: 120A, OE-NO 014 154 27 02, FOR ALT: 200A, OE-NO 013 154 10 02 ALT, (Bosch), FOR ALT: 150A, OE-NO 271 154 10 02	<b>6PK2404</b> <b>AP9010</b> <b>AP9020</b>
<b>SPRINTER 3,5-t Kasten (906)</b>							
309 CDI (906.631, 906.633, 906.635, 906.637)	06/06-	OM646.984	65	2148		ALT, (-PTO) ALT, (-AC) ALT, (PTO) ALT, (AC) ALT, (Bosch), FOR ALT: 90A, OE-NO 646 154 00 02, FOR ALT: 200A, OE-NO 013 154 10 02 ALT, (Valeo), FOR ALT: 180A, OE-NO 646 154 11 02, FOR ALT: 220A, OE-NO 646 154 09 02	<b>6PK2260</b> <b>6PK2260</b> <b>6PK2285</b> <b>6PK2285</b> <b>AP9010</b> <b>AP9050</b>
310 CDI (906.631, 906.633, 906.635, 906.637)	03/09-	OM651.955	70	2143		ALT, (Bosch), FOR ALT: 120A, OE-NO 014 154 27 02 ALT, (Valeo), FOR ALT: 180A, OE-NO 013 154 68 02, FOR ALT: 220A, OE-NO 646 154 08 02	<b>AP9010</b> <b>AP9050</b>
311 CDI (906.631, 906.633, 906.635, 906.637)	06/06-	OM646.985	80	2148		ALT, (-AC) ALT, (AC) ALT, (Bosch), FOR ALT: 90A, OE-NO 646 154 00 02 ALT, (Valeo), FOR ALT: 180A, OE-NO 646 154 11 02, FOR ALT: 220A, OE-NO 646 154 08 02, 646 154 09 02	<b>6PK2260</b> <b>6PK2285</b> <b>AP9010</b> <b>AP9050</b>
311 CDI 4x4 (906.631, 906.633, 906.635, 906.637)	02/08-	OM646.985	80	2148		ALT, (Bosch), FOR ALT: 90A, OE-NO 646 154 00 02 ALT, (Valeo), FOR ALT: 180A, OE-NO 646 154 11 02, FOR ALT: 220A, OE-NO 646 154 08 02, 646 154 09 02	<b>AP9010</b> <b>AP9050</b>
313 CDI (906.631, 906.633, 906.635, 906.637)	05/09- 06/06-	OM651.956 OM646.986	95 2148	2143 2148		ALT, MTR-CODE: OM 651.955 ALT, (-AC), MTR-CODE: OM 646.986 ALT, (AC), MTR-CODE: OM 646.986 ALT, (Bosch), FOR ALT: 120A, OE-NO 014 154 27 02 ALT, (Valeo), FOR ALT: 180A, OE-NO 646 154 11 02, FOR ALT: 220A, OE-NO 646 154 08 02, 646 154 09 02	<b>6PK2215</b> <b>6PK2260</b> <b>6PK2285</b> <b>AP9010</b> <b>AP9050</b>
315 CDI (906.631, 906.633, 906.635, 906.637)	06/06-	OM646.990, OM646.989	110	2148		ALT, (-PTO) ALT, (PTO) ALT, (Bosch), FOR ALT: 90A, OE-NO 646 154 00 02 ALT, (Valeo), FOR ALT: 180A, OE-NO 646	<b>6PK2260</b> <b>6PK2285</b> <b>AP9010</b> <b>AP9050</b>



## MERCEDES-BENZ

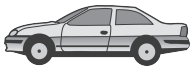
### SPRINTER 3,5-t Kasten (906)

						154 11 02, FOR ALT: 220A, OE-NO 646 154 08 02, 646 154 09 02	
315 CDI 4x4 (906.631, 906.633, 906.635, 906.637)	02/08-	OM646.990, OM646.989	110	2148		ALT, (Bosch), FOR ALT: 90A, OE-NO 646 154 00 02 ALT, (Valeo), FOR ALT: 180A, OE-NO 646 154 11 02, FOR ALT: 220A, OE-NO 646 154 08 02, 646 154 09 02	<b>AP9010</b> <b>AP9050</b>
316 CDI (906.631, 906.633, 906.635, 906.637)	03/09-	OM651.957	120	2143		ALT ALT, (Bosch), FOR ALT: 120A, OE-NO 014 154 27 02	<b>6PK2215</b> <b>AP9010</b>
316 CDI 4x4 (906.631, 906.633, 906.635, 906.637)	03/09-	OM651.957	120	2143		ALT, (Bosch), FOR ALT: 120A, OE-NO 014 154 27 02	<b>AP9010</b>
318 CDI (906.631, 906.633, 906.635, 906.637)	06/06-	OM642.992, OM642.993, OM642.896	135	2987		FAN, OE-NO 0019933896 ALT, OE-NO 0019933696 ALT, OE-NO 0019934196 ALT	<b>6PK691 ELAST</b> <b>7PK1970</b> <b>7PK1980</b> <b>7PK2035</b>
324 (906.633, 906.635, 906.637)	06/06-	M272.979	190	3498		ALT ALT, (Bosch), FOR ALT: 90A, OE-NO 646 154 00 02, FOR ALT: 120A, OE-NO 014 154 27 02, FOR ALT: 200A, OE-NO 013 154 10 02 ALT, (Bosch), FOR ALT: 150A, OE-NO 271 154 10 02	<b>6PK2404</b> <b>AP9010</b> <b>AP9020</b>

### SPRINTER 3-t Bus (903)

2.3 D 4x4	06/97-12/99	OM601.943	58	2299		ALT, (-AC) ALT, (AC)	<b>6PK2020</b> <b>6PK2100</b>
2.9 TDi	01/97-12/99	OM602.980	75	2874		ALT, PS ALT, PS, AC	<b>6PK2080</b> <b>6PK2150</b>
308 CDI	04/00-05/06	OM611.987	60	2148		ALT, (-AC), ⇒CH-NO R220797 ALT, (-AC), CH-NO R220798⇒ CH-NO R220798⇒, ALT, (-AC), (Abtrieb nicht vorn) ALT, (AC) ⇒MTR-NO 50185180, ALT, (AC), (Abtrieb vorn) ONLY WITH VD1041, ONLY WITH VD1042, MTR-NO 50 185181⇒ ONLY WITH VD1041, ONLY WITH VD1042, ⇒MTR-NO 50 185180 OE-NO A611 030 10 03, A611 030 14 03, (Code: 170) OE-NO A611 030 02 03, A646 030 09 03, A611 030 05 03	<b>6PK2196</b> <b>6PK2264</b> <b>6PK2264D1</b>  <b>6PK2271</b> <b>6PK2271D2</b>  <b>MS16</b>  <b>MS23</b>  <b>VD1041</b> <b>VD1042</b>
308 D	02/95-04/00	OM601.943	58	2299		ALT, (-AC) ALT, (AC) ALT, (Bosch), FOR ALT: 90A, OE-NO 009 154 30 02, 010 154 08 02, FOR ALT: 115A, OE-NO 010 154 05 02	<b>6PK2020</b> <b>6PK2100</b> <b>AP9034</b>
308 E	04/00-05/06		40			ALT, (-AC) ALT, (AC)	<b>6PK2020</b> <b>6PK2100</b>
310 D 4x4	05/97-08/02	OM602.980	75	2874		ALT, WP, FAN, PS ALT, WP, FAN, AC, PS ALT, (Bosch), FOR ALT: 90A, OE-NO 009 154 30 02, 010 154 08 02, FOR ALT: 115A, OE-NO 010 154 05 02, 011 154 08 02	<b>6PK2080</b> <b>6PK2140</b> <b>AP9034</b>
311 CDI	04/00-05/06	OM611.981	80	2148		ALT, (-AC), ⇒CH-NO R220797 ALT, (-AC), CH-NO R220798⇒ CH-NO R220798⇒, ALT, (-AC), (Abtrieb nicht vorn) ALT, (AC) ⇒MTR-NO 50185180, ALT, (AC), (Abtrieb vorn) ONLY WITH VD1041, ONLY WITH VD1042, MTR-NO 50 185181⇒ ONLY WITH VD1041, ONLY WITH VD1042, ⇒MTR-NO 50 185180 ALT, (Bosch), OE-NO 012 154 2002, 013 154 1702, FOR ALT: 90A, OE-NO 012 154 2402, FOR ALT: 115A, OE-NO 013 154 1502, FOR ALT: 120A, OE-NO 012 154 4602, 013 154 1302, FOR ALT: 150A, OE-NO 013 154 1102, FOR ALT: 200A ALT, (Bosch), OE-NO A 011 154 0602, FOR ALT: 90A, OE-NO A 011 154 0902, FOR ALT: 115A OE-NO A611 030 10 03, A611 030 14 03, (Code: 170)	<b>6PK2196</b> <b>6PK2264</b> <b>6PK2264D1</b>  <b>6PK2271</b> <b>6PK2271D2</b>  <b>MS16</b>  <b>MS23</b>  <b>AP9010</b>  <b>AP9015</b>  <b>VD1041</b>





## MERCEDES-BENZ

### SPRINTER 3-t Bus (903)

					OE-NO A611 030 02 03, A646 030 09 03, A611 030 05 03	<b>VD1042</b>
311 CDI 4x4	08/02-05/06	OM611.981	80	2148	ALT, (-AC), ⇒CH-NO R220797 ALT, (-AC), CH-NO R220798⇒ CH-NO R220798⇒, ALT, (-AC), (Abtrieb nicht vorn) ALT, (AC) ⇒MTR-NO 50185180, ALT, (AC), (Abtrieb vorn) ONLY WITH VD1041, ONLY WITH VD1042, MTR-NO 50 185181⇒ ONLY WITH VD1041, ONLY WITH VD1042, ⇒MTR-NO 50 185180 ALT, (Bosch), OE-NO 012 154 2002, 013 154 1702, FOR ALT: 90A, OE-NO 012 154 2402, FOR ALT: 115A, OE-NO 013 154 1502, FOR ALT: 120A, OE-NO 012 154 4602, 013 154 1302, FOR ALT: 150A, OE-NO 013 154 1102, FOR ALT: 200A ALT, (Bosch), OE-NO A 011 154 0602, FOR ALT: 90A, OE-NO A 011 154 0902, FOR ALT: 115A OE-NO A611 030 10 03, A611 030 14 03, (Code: 170) OE-NO A611 030 02 03, A646 030 09 03, A611 030 05 03	<b>6PK2196</b> <b>6PK2264</b> <b>6PK2264D1</b>  <b>6PK2271</b> <b>6PK2271D2</b>  <b>MS16</b>  <b>MS23</b>  <b>AP9010</b>  <b>AP9015</b>  <b>VD1041</b> <b>VD1042</b>
312 D 2.9	02/95-04/00	OM602.980	90	2874	ALT, PS ALT, PS, AC	<b>6PK2080</b> <b>6PK2150</b>
312 D 2.9 4x4	05/97-08/02	OM602.980	90	2874	ALT, WP, FAN, PS ALT, WP, FAN, AC, PS	<b>6PK2080</b> <b>6PK2150</b>
313 CDI	04/00-05/06	OM611.981	95	2148	ALT, (-AC), ⇒CH-NO R220797 ALT, (-AC), CH-NO R220798⇒ CH-NO R220798⇒, ALT, (-AC), (Abtrieb nicht vorn) ALT, (AC) ⇒MTR-NO 50185180, ALT, (AC), (Abtrieb vorn) ONLY WITH VD1041, ONLY WITH VD1042, MTR-NO 50 185181⇒ ONLY WITH VD1041, ONLY WITH VD1042, ⇒MTR-NO 50 185180 ALT, (Bosch), OE-NO 012 154 2002, 013 154 1702, FOR ALT: 90A, OE-NO 012 154 2402, FOR ALT: 115A, OE-NO 013 154 1502, FOR ALT: 120A, OE-NO 012 154 4602, 013 154 1302, FOR ALT: 150A, OE-NO 013 154 1102, FOR ALT: 200A ALT, (Bosch), OE-NO A 011 154 0602, FOR ALT: 90A, OE-NO A 011 154 0902, FOR ALT: 115A OE-NO A611 030 02 03, A646 030 09 03, A611 030 05 03	<b>6PK2196</b> <b>6PK2264</b> <b>6PK2264D1</b>  <b>6PK2271</b> <b>6PK2271D2</b>  <b>MS16</b>  <b>MS23</b>  <b>AP9010</b>  <b>AP9015</b>  <b>VD1042</b>
313 CDI 4x4	08/02-05/06	OM611.981	95	2148	ALT, (-AC), ⇒CH-NO R220797 ALT, (-AC), CH-NO R220798⇒ CH-NO R220798⇒, ALT, (-AC), (Abtrieb nicht vorn) ALT, (AC) ⇒MTR-NO 50185180, ALT, (AC), (Abtrieb vorn) ONLY WITH VD1041, ONLY WITH VD1042, MTR-NO 50 185181⇒ ONLY WITH VD1041, ONLY WITH VD1042, ⇒MTR-NO 50 185180 ALT, (Bosch), OE-NO 012 154 2002, A 013 154 1702, FOR ALT: 90A, OE-NO A 012 154 2402, FOR ALT: 115A, OE-NO A 013 154 1502, FOR ALT: 120A, OE-NO A 012 154 4602, A 013 154 1302, FOR ALT: 150A, OE-NO A 013 154 1102, FOR ALT: 200A ALT, (Bosch), OE-NO A 011 154 0602, FOR ALT: 90A, OE-NO A 011 154 0902, FOR ALT: 115A OE-NO A611 030 10 03, A611 030 14 03, (Code: 170) OE-NO A611 030 02 03, A646 030 09 03, A611 030 05 03	<b>6PK2196</b> <b>6PK2264</b> <b>6PK2264D1</b>  <b>6PK2271</b> <b>6PK2271D2</b>  <b>MS16</b>  <b>MS23</b>  <b>AP9010</b>  <b>AP9015</b>  <b>VD1041</b> <b>VD1042</b>
314	02/95-05/06	M111.984	105	2295	ALT, (-AC), ⇒MTR-NO 000441, (AUTOM)	<b>6PK2100</b>



MERCEDES-BENZ

## MERCEDES-BENZ

### SPRINTER 3-t Bus (903)

					ALT, (-AC), MTR-NO 000442⇒, (AUTOM) ALT, (AC), ⇒MTR-NO 002028, (MANL) ALT, (AC), MTR-NO 002029⇒, (MANL)	6PK2115 6PK2205 6PK2215
314 4x4	08/02-05/06	M111.984	105	2295	ALT, (-AC), ⇒MTR-NO 000441 ALT, (-AC), MTR-NO 000442⇒ ALT, (AC), ⇒MTR-NO 002028 ALT, (AC), MTR-NO 002029⇒	6PK2100 6PK2115 6PK2205 6PK2215
314 NGT	04/00-05/06	M111.984	92	2295	ALT, (-AC), ⇒MTR-NO 000441 ALT, (-AC), MTR-NO 000442⇒ ALT, (AC), ⇒MTR-NO 000441 ALT, (AC), MTR-NO 000442⇒	6PK2100 6PK2115 6PK2205 6PK2215
316 CDI	04/00-05/06	OM612.981	115	2685	ALT, (-AC), ⇒CH-NO R220797 ALT, (-AC), CH-NO R220798⇒ ALT, AC ONLY WITH VD1036, MTR-NO 51184581⇒ ONLY WITH VD1036, ⇒MTR-NO 51184580 ALT, (Bosch), OE-NO 012 154 2002, A 013 154 1702, FOR ALT: 90A, OE-NO A 012 154 2402, FOR ALT: 115A, OE-NO A 013 154 1502, FOR ALT: 120A, OE-NO A 012 154 4602, A 013 154 1302, FOR ALT: 150A, OE-NO A 013 154 1102, FOR ALT: 200A ALT, (Bosch), OE-NO A 011 154 0602, FOR ALT: 90A, OE-NO A 011 154 0902, FOR ALT: 115A	6PK2196 6PK2264 6PK2271 MS16 MS23 AP9010
316 CDI 4x4	08/02-05/06	OM612.981	115	2685	(MANL), MTR-NO 50076683⇒ ALT, (-AC), ⇒CH-NO R220797 ALT, (-AC), CH-NO R220798⇒ ALT, (AC) ONLY WITH VD1036, MTR-NO 51184581⇒ ONLY WITH VD1036, ⇒MTR-NO 51184580 ALT, (Bosch), OE-NO 012 154 2002, A 013 154 1702, FOR ALT: 90A, OE-NO A 012 154 2402, FOR ALT: 115A, OE-NO A 013 154 1502, FOR ALT: 120A, OE-NO A 012 154 4602, A 013 154 1302, FOR ALT: 150A, OE-NO A 013 154 1102, FOR ALT: 200A ALT, (Bosch), OE-NO A 011 154 0602, FOR ALT: 90A, OE-NO A 011 154 0902, FOR ALT: 115A	VD1036 6PK2196 6PK2264 6PK2271 MS16 MS23 AP9010

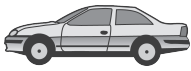
### SPRINTER 3-t Bus (906)

210 CDI (906.711, 906.713)	03/09-	OM651.955	70	2143	ALT, (Bosch), FOR ALT: 120A, OE-NO A 014 154 27 02 ALT, (Valeo), FOR ALT: 180A, OE-NO 013 154 68 02, FOR ALT: 220A, OE-NO 646 154 08 02	AP9010 AP9050
211 CDI (906.711, 906.713)	06/06-	OM646.985	80	2148	ALT, (-AC) ALT, (AC) ALT, (Bosch), FOR ALT: 90A, OE-NO A 646 154 00 02 ALT, (Valeo), FOR ALT: 180A, OE-NO 646 154 11 02, FOR ALT: 220A, OE-NO 646 154 08 02, 646 154 09 02	6PK2260 6PK2285 AP9010 AP9050
215 CDI (906.711, 906.713)	06/06-	OM646.990, OM646.989	110	2148	ALT ALT, (Bosch), FOR ALT: 90A, OE-NO A 646 154 00 02 ALT, (Valeo), FOR ALT: 180A, OE-NO 646 154 11 02, FOR ALT: 220A, OE-NO 646 154 08 02, 646 154 09 02	6PK2260 AP9010 AP9050
224 (906.713)	06/06-	M272.979	190	3498	ALT ALT, (Bosch), FOR ALT: 90A, OE-NO 646 154 00 02, FOR ALT: 120A, OE-NO 014 154 27 02, FOR ALT: 200A, OE-NO 013 154 10 02 ALT, (Bosch), FOR ALT: 150A, OE-NO 271 154 10 02	6PK2404 AP9010 AP9020

### SPRINTER 3-t Kasten (903)

2.3 D 4x4	06/97-12/99	OM601.943	58	2299	ALT, (-AC) ALT, (AC)	6PK2020 6PK2100
308 CDI	04/00-05/06	OM611.987	60	2148	ALT, (-AC), ⇒CH-NO R220797 ALT, (-AC), CH-NO R220798⇒ CH-NO R220798⇒, ALT, (-AC), (Abtrieb nicht vorn) ALT, (AC) ⇒MTR-NO 50185180, ALT, (AC), (Abtrieb	6PK2196 6PK2264 6PK2264D1 6PK2271 6PK2271D2

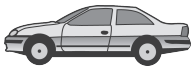




## MERCEDES-BENZ

### SPRINTER 3-t Kasten (903)

					ONLY WITH VD1041, ONLY WITH VD1042, MTR-NO 50 185181⇒ ONLY WITH VD1041, ONLY WITH VD1042, ⇒MTR-NO 50 185180 ALT, (Bosch), OE-NO 012 154 2002, A 013 154 1702, FOR ALT: 90A, OE-NO A 012 154 2402, FOR ALT: 115A, OE-NO A 013 154 1502, FOR ALT: 120A, OE-NO A 012 154 4602, A 013 154 1302, FOR ALT: 150A, OE-NO A 013 154 1102, FOR ALT: 200A ALT, (Bosch), OE-NO A 011 154 0602, FOR ALT: 90A, OE-NO A 011 154 0902, FOR ALT: 115A OE-NO A611 030 10 03, A611 030 14 03, (Code: 170) OE-NO A611 030 02 03, A646 030 09 03, A611 030 05 03	<b>MS16</b>  <b>MS23</b>  <b>AP9010</b>          <b>AP9015</b>          <b>VD1041</b>  <b>VD1042</b>
308 D 2.3	02/95-04/00	OM601.943	60	2299	ALT, (-AC) ALT, (AC)	<b>6PK2020</b> <b>6PK2100</b>
			58		ALT, (-AC) ALT, (AC) ALT, (Bosch), FOR ALT: 90A, OE-NO 009 154 30 02, 010 154 08 02, FOR ALT: 115A, OE-NO 010 154 05 02	<b>6PK2020</b> <b>6PK2100</b> <b>AP9034</b>
310 D 2.9	02/95-04/00	OM602.980	75	2874	ALT, WP, FAN, PS ALT, WP, FAN, AC, PS ALT, (Bosch), FOR ALT: 90A, OE-NO 009 154 08 02, 010 154 08 02, FOR ALT: 115A, OE-NO 010 154 05 02, 011 154 08 02	<b>6PK2080</b> <b>6PK2140</b> <b>AP9034</b>
311 CDI	04/00-05/06	OM611.981	80	2148	ALT, (-AC), ⇒CH-NO R220797 ALT, (-AC), CH-NO R220798⇒ CH-NO R220798⇒, ALT, (-AC), (Abtrieb nicht vorn) ALT, (AC) ⇒MTR-NO 50185180, ALT, (AC), (Abtrieb vorn) ONLY WITH VD1041, ONLY WITH VD1042, MTR-NO 50 185181⇒ ONLY WITH VD1041, ONLY WITH VD1042, ⇒MTR-NO 50 185180 ALT, (Bosch), OE-NO 012 154 2002, A 013 154 1702, FOR ALT: 90A, OE-NO A 012 154 2402, FOR ALT: 115A, OE-NO A 013 154 1502, FOR ALT: 120A, OE-NO A 012 154 4602, A 013 154 1302, FOR ALT: 150A, OE-NO A 013 154 1102, FOR ALT: 200A ALT, (Bosch), OE-NO A 011 154 0602, FOR ALT: 90A, OE-NO A 011 154 0902, FOR ALT: 115A OE-NO A611 030 10 03, A611 030 14 03, (Code: 170) OE-NO A611 030 02 03, A646 030 09 03, A611 030 05 03	<b>6PK2196</b> <b>6PK2264</b> <b>6PK2264D1</b>  <b>6PK2271</b> <b>6PK2271D2</b>  <b>MS16</b>  <b>MS23</b>  <b>AP9010</b>          <b>AP9015</b>          <b>VD1041</b>  <b>VD1042</b>
311 CDI 4x4	08/02-05/06	OM611.981	80	2148	ALT, (-AC), ⇒CH-NO R220797 ALT, (-AC), CH-NO R220798⇒ CH-NO R220798⇒, ALT, (-AC), (Abtrieb nicht vorn) ALT, (AC) ⇒MTR-NO 50185180, ALT, (AC), (Abtrieb vorn) ONLY WITH VD1041, ONLY WITH VD1042, MTR-NO 50 185181⇒ ONLY WITH VD1041, ONLY WITH VD1042, ⇒MTR-NO 50 185180 ALT, (Bosch), OE-NO 012 154 2002, A 013 154 1702, FOR ALT: 90A, OE-NO A 012 154 2402, FOR ALT: 115A, OE-NO A 013 154 1502, FOR ALT: 120A, OE-NO A 012 154 4602, A 013 154 1302, FOR ALT: 150A, OE-NO A 013 154 1102, FOR ALT: 200A ALT, (Bosch), OE-NO A 011 154 0602, FOR ALT: 90A, OE-NO A 011 154 0902, FOR ALT: 115A OE-NO A611 030 10 03, A611 030 14 03, (Code: 170)	<b>6PK2196</b> <b>6PK2264</b> <b>6PK2264D1</b>  <b>6PK2271</b> <b>6PK2271D2</b>  <b>MS16</b>  <b>MS23</b>  <b>AP9010</b>          <b>AP9015</b>          <b>VD1041</b>

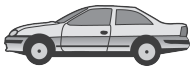


## MERCEDES-BENZ

### SPRINTER 3-t Kasten (903)

					OE-NO A611 030 02 03, A646 030 09 03, A611 030 05 03	<b>VD1042</b>
312 D 2.9	02/95-04/00	OM602.980	90	2874	ALT, PS ALT, PS, AC	<b>6PK2080</b> <b>6PK2150</b>
313 CDI	04/00-05/06	OM611.981	95	2148	ALT, (-AC), ⇒CH-NO R220797 ALT, (-AC), CH-NO R220798⇒ CH-NO R220798⇒, ALT, (-AC), (Abtrieb nicht vorn) ALT, (AC) ⇒MTR-NO 50185180, ALT, (AC), (Abtrieb vorn) ONLY WITH VD1041, ONLY WITH VD1042, MTR-NO 50 185181⇒ ONLY WITH VD1041, ONLY WITH VD1042, ⇒MTR-NO 50 185180 ALT, (Bosch), OE-NO 012 154 2002, A 013 154 1702, FOR ALT: 90A, OE-NO A 012 154 2402, FOR ALT: 115A, OE-NO A 013 154 1502, FOR ALT: 120A, OE-NO A 012 154 4602, A 013 154 1302, FOR ALT: 150A, OE-NO A 013 154 1102, FOR ALT: 200A ALT, (Bosch), OE-NO A 011 154 0602, FOR ALT: 90A, OE-NO A 011 154 0902, FOR ALT: 115A OE-NO A611 030 10 03, A611 030 14 03, (Code: 170) OE-NO A611 030 02 03, A646 030 09 03, A611 030 05 03	<b>6PK2196</b> <b>6PK2264</b> <b>6PK2264D1</b>  <b>6PK2271</b> <b>6PK2271D2</b>  <b>MS16</b>  <b>MS23</b>  <b>AP9010</b>  <b>AP9015</b>  <b>VD1041</b>  <b>VD1042</b>
313 CDI 4x4	08/02-05/06	OM611.981	95	2148	ALT, (-AC), ⇒CH-NO R220797 ALT, (-AC), CH-NO R220798⇒ CH-NO R220798⇒, ALT, (-AC), (Abtrieb nicht vorn) ALT, (AC) ⇒MTR-NO 50185180, ALT, (AC), (Abtrieb vorn) ONLY WITH VD1041, ONLY WITH VD1042, MTR-NO 50 185181⇒ ONLY WITH VD1041, ONLY WITH VD1042, ⇒MTR-NO 50 185180 ALT, (Bosch), OE-NO 012 154 2002, A 013 154 1702, FOR ALT: 90A, OE-NO A 012 154 2402, FOR ALT: 115A, OE-NO A 013 154 1502, FOR ALT: 120A, OE-NO A 012 154 4602, A 013 154 1302, FOR ALT: 150A, OE-NO A 013 154 1102, FOR ALT: 200A ALT, (Bosch), OE-NO A 011 154 0602, FOR ALT: 90A, OE-NO A 011 154 0902, FOR ALT: 115A OE-NO A611 030 10 03, A611 030 14 03, (Code: 170) OE-NO A611 030 02 03, A646 030 09 03, A611 030 05 03	<b>6PK2196</b> <b>6PK2264</b> <b>6PK2264D1</b>  <b>6PK2271</b> <b>6PK2271D2</b>  <b>MS16</b>  <b>MS23</b>  <b>AP9010</b>  <b>AP9015</b>  <b>VD1041</b>  <b>VD1042</b>
314	02/95-05/06	M111.979, M111.984	105	2295	ALT, (-AC), ⇒MTR-NO 000441 ALT, (-AC), MTR-NO 000442⇒ ALT, (AC), ⇒MTR-NO 002028 ALT, (AC), MTR-NO 002029⇒	<b>6PK2100</b> <b>6PK2115</b> <b>6PK2205</b> <b>6PK2215</b>
314 4x4	08/02-05/06	M111.984	105	2295	ALT, (-AC), ⇒MTR-NO 000441 ALT, (-AC), MTR-NO 000442⇒ ALT, (AC), ⇒MTR-NO 002028 ALT, (AC), MTR-NO 002029⇒	<b>6PK2100</b> <b>6PK2115</b> <b>6PK2205</b> <b>6PK2215</b>
314 NGT	04/00-05/06		92	2295	ALT, (-AC), ⇒MTR-NO 000441 ALT, (-AC), MTR-NO 000442⇒ ALT, (AC), ⇒MTR-NO 002028 ALT, (AC), MTR-NO 002029⇒	<b>6PK2100</b> <b>6PK2115</b> <b>6PK2205</b> <b>6PK2215</b>
316 CDI	04/00-05/06	OM612.981	115	2685	ALT, (-AC), ⇒CH-NO R220797 ALT, (-AC), CH-NO R220798⇒ ALT, (AC) ONLY WITH VD1036, MTR-NO 51184581⇒ ONLY WITH VD1036, ⇒MTR-NO 51184580 ALT, (Bosch), OE-NO 012 154 2002, A 013 154 1702, FOR ALT: 90A, OE-NO A 012 154 2402, FOR ALT: 115A, OE-NO A 013 154 1502, FOR ALT: 120A, OE-NO A 012 154 4602, A 013 154 1302, FOR ALT: 150A, OE-NO A 013 154 1102, FOR ALT: 200A	<b>6PK2196</b> <b>6PK2264</b> <b>6PK2271</b>  <b>MS16</b> <b>MS23</b> <b>AP9010</b>





## MERCEDES-BENZ

### SPRINTER 3-t Kasten (903)

					ALT, (Bosch), OE-NO A 011 154 0602, FOR ALT: 90A, OE-NO A 011 154 0902, FOR ALT: 115A (MANL), ⇒MTR-NO 50076683	<b>AP9015</b> <b>VD1036</b>
316 CDI 4x4	08/02-05/06	OM612.981	115	2685	ALT, (-AC), ⇒CH-NO R220797 ALT, (-AC), CH-NO R220798⇒ ALT, AC ONLY WITH VD1036, MTR-NO 51184581⇒ ONLY WITH VD1036, ⇒MTR-NO 51184580 ALT, (Bosch), OE-NO 012 154 2002, A 013 154 1702, FOR ALT: 90A, OE-NO A 012 154 2402, FOR ALT: 115A, OE-NO A 013 154 1502, FOR ALT: 120A, OE-NO A 012 154 4602, A 013 154 1302, FOR ALT: 150A, OE-NO A 013 154 1102, FOR ALT: 200A ALT, (Bosch), OE-NO A 011 154 0602, FOR ALT: 90A, OE-NO A 011 154 0902, FOR ALT: 115A (MANL), ⇒MTR-NO 50076683	<b>6PK2196</b> <b>6PK2264</b> <b>6PK2271</b> <b>MS16</b> <b>MS23</b> <b>AP9010</b> <b>AP9015</b> <b>VD1036</b>

### SPRINTER 3-t Kasten (906)

209 CDI (906.611, 906.613)	06/06-	OM646.984	65	2148	ALT, (-PTO) ALT, (PTO) ALT, (Bosch), FOR ALT: 90A, OE-NO A 646 154 00 02, FOR ALT: 200A, OE-NO A 013 154 10 02 ALT, (Valeo), FOR ALT: 180A, OE-NO 646 154 11 02, FOR ALT: 220A, OE-NO 646 154 09 02	<b>6PK2260</b> <b>6PK2285</b> <b>AP9010</b> <b>AP9050</b>
210 CDI (906.611, 906.613)	03/09-	OM651.955	70	2143	ALT, (Bosch), FOR ALT: 120A, OE-NO A 014 154 27 02 ALT, (Valeo), FOR ALT: 180A, OE-NO 013 154 68 02, FOR ALT: 220A, OE-NO 646 154 08 02	<b>AP9010</b> <b>AP9050</b>
211 CDI (906.611, 906.613)	06/06-	OM646.985	80	2148	ALT, (-AC) ALT, (AC) ALT, (Bosch), FOR ALT: 90A, OE-NO A 646 154 00 02 ALT, (Valeo), FOR ALT: 180A, OE-NO 646 154 11 02, FOR ALT: 220A, OE-NO 646 154 08 02, 646 154 09 02	<b>6PK2260</b> <b>6PK2285</b> <b>AP9010</b> <b>AP9050</b>
213 CDI (906.611, 906.613)	06/06-	OM646.986	95	2148	ALT, (-AC) ALT, (AC) ALT, (Bosch), FOR ALT: 120A, OE-NO A 014 154 27 02 ALT, (Valeo), FOR ALT: 180A, OE-NO 646 154 11 02, FOR ALT: 220A, OE-NO 646 154 08 02, 646 154 09 02	<b>6PK2260</b> <b>6PK2285</b> <b>AP9010</b> <b>AP9050</b>
215 CDI (906.611, 906.613)	06/06-	OM646.990, OM646.989	110	2148	ALT, (Bosch), FOR ALT: 90A, OE-NO A 646 154 00 02 ALT, (Valeo), FOR ALT: 180A, OE-NO 646 154 11 02, FOR ALT: 220A, OE-NO 646 154 08 02, 646 154 09 02	<b>AP9010</b> <b>AP9050</b>
216 CDI (906.611, 906.613)	03/09-	OM651.957	120	2143	ALT, (Bosch), FOR ALT: 120A, OE-NO A 014 154 27 02	<b>AP9010</b>
218 CDI (906.611, 906.613)	06/06-	OM642.992, OM642.896	135	2987	FAN, OE-NO 0019933896 ALT, OE-NO 0019933696 ALT, OE-NO 0019934196 ALT	<b>6PK691 ELAST</b> <b>7PK1970</b> <b>7PK1980</b> <b>7PK2035</b>
224 (906.613)	06/06-	M272.979	190	3498	ALT ALT, (Bosch), FOR ALT: 90A, OE-NO 646 154 00 02, FOR ALT: 120A, OE-NO 014 154 27 02, FOR ALT: 200A, OE-NO 013 154 10 02 ALT, (Bosch), FOR ALT: 150A, OE-NO 271 154 10 02	<b>6PK2404</b> <b>AP9010</b> <b>AP9020</b>

### SPRINTER 3-t Pritsche/Fahrgestell (903)

308 CDI	04/00-05/06	OM611.987	60	2148	ALT, (-AC), ⇒CH-NO R220797 ALT, (-AC), CH-NO R220798⇒ CH-NO R220798⇒, ALT, (-AC), (Abtrieb nicht vorn) ALT, (AC) ⇒MTR-NO 50185180, ALT, (AC), (Abtrieb vorn) ONLY WITH VD1041, ONLY WITH VD1042, MTR-NO 50 185181⇒ ONLY WITH VD1041, ONLY WITH VD1042, ⇒MTR-NO 50 185180	<b>6PK2196</b> <b>6PK2264</b> <b>6PK2264D1</b> <b>6PK2271</b> <b>6PK2271D2</b> <b>MS16</b> <b>MS23</b>
---------	-------------	-----------	----	------	--	--



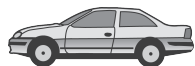


**MERCEDES-BENZ**

SPRINTER 3-t Pritsche/Fahrgestell (903)

					ALT, (Bosch), OE-NO 012 154 2002, A 013 154 1702, FOR ALT: 90A, OE-NO A 012 154 2402, FOR ALT: 115A, OE-NO A 013 154 1502, FOR ALT: 120A, OE-NO A 012 154 4602, A 013 154 1302, FOR ALT: 150A, OE-NO A 013 154 1102, FOR ALT: 200A ALT, (Bosch), OE-NO A 011 154 0602, FOR ALT: 90A, OE-NO A 011 154 0902, FOR ALT: 115A OE-NO A611 030 10 03, A611 030 14 03, (Code: 170) OE-NO A611 030 02 03, A646 030 09 03, A611 030 05 03	<b>AP9010</b> <b>AP9015</b> <b>VD1041</b> <b>VD1042</b>
308 D 2.3	02/95-04/00	OM601.943	58	2299	ALT, (-AC) ALT, (AC) ALT, (Bosch), FOR ALT: 90A, OE-NO 009 154 30 02, 010 154 08 02, FOR ALT: 115A, OE-NO 010 154 05 02	<b>6PK2020</b> <b>6PK2100</b> <b>AP9034</b>
	11/96-04/00		60		ALT, WP, FAN, PS ALT, WP, FAN, AC, PS	<b>6PK2050</b> <b>6PK2120</b>
310 D 2.9	01/97-04/00	OM602.980	75	2874	ALT, WP, FAN, PS ALT, WP, FAN, AC, PS ALT, (Bosch), FOR ALT: 90A, OE-NO 009 154 30 02, 010 154 08 02, FOR ALT: 115A, OE-NO 010 154 05 02, 011 154 08 02	<b>6PK2080</b> <b>6PK2140</b> <b>AP9034</b>
311 CDI	04/00-05/06	OM611.981	80	2148	ALT, (-AC), ⇒CH-NO R220797 ALT, (-AC), CH-NO R220798⇒ CH-NO R220798⇒, ALT, (-AC), (Abtrieb nicht vorn) ALT, (AC) ⇒MTR-NO 50185180, ALT, (AC), (Abtrieb vorn) ONLY WITH VD1041, ONLY WITH VD1042, MTR-NO 50 185181⇒ ONLY WITH VD1041, ONLY WITH VD1042, ⇒MTR-NO 50 185180	<b>6PK2196</b> <b>6PK2264</b> <b>6PK2264D1</b>  <b>6PK2271</b> <b>6PK2271D2</b>  <b>MS16</b> <b>MS23</b>
					ALT, (Bosch), OE-NO 012 154 2002, A 013 154 1702, FOR ALT: 90A, OE-NO A 012 154 2402, FOR ALT: 115A, OE-NO A 013 154 1502, FOR ALT: 120A, OE-NO A 012 154 4602, A 013 154 1302, FOR ALT: 150A, OE-NO A 013 154 1102, FOR ALT: 200A ALT, (Bosch), OE-NO A 011 154 0602, FOR ALT: 90A, OE-NO A 011 154 0902, FOR ALT: 115A OE-NO A611 030 10 03, A611 030 14 03, (Code: 170) OE-NO A611 030 02 03, A646 030 09 03, A611 030 05 03	<b>AP9010</b> <b>AP9015</b> <b>VD1041</b> <b>VD1042</b>
311 CDI 4x4	08/02-05/06	OM611.981	80	2148	ALT, (-AC), ⇒CH-NO R220797 ALT, (-AC), CH-NO R220798⇒ ALT, AC ONLY WITH VD1041, ONLY WITH VD1042, MTR-NO 50 185181⇒ ONLY WITH VD1041, ONLY WITH VD1042, ⇒MTR-NO 50 185180	<b>6PK2196</b> <b>6PK2264</b> <b>6PK2271</b> <b>MS16</b>  <b>MS23</b>
					ALT, (Bosch), OE-NO 012 154 2002, A 013 154 1702, FOR ALT: 90A, OE-NO A 012 154 2402, FOR ALT: 115A, OE-NO A 013 154 1502, FOR ALT: 120A, OE-NO A 012 154 4602, A 013 154 1302, FOR ALT: 150A, OE-NO A 013 154 1102, FOR ALT: 200A ALT, (Bosch), OE-NO A 011 154 0602, FOR ALT: 90A, OE-NO A 011 154 0902, FOR ALT: 115A OE-NO A611 030 10 03, A611 030 14 03, (Code: 170) OE-NO A611 030 02 03, A646 030 09 03, A611 030 05 03	<b>AP9010</b> <b>AP9015</b> <b>VD1041</b> <b>VD1042</b>
312 D 2.9	02/95-04/00	OM602.980	90	2874	ALT, PS ALT, PS, AC	<b>6PK2080</b> <b>6PK2150</b>
313 CDI	04/00-05/06	OM611.981	95	2148	ALT, (-AC), ⇒CH-NO R220797 ALT, (-AC), CH-NO R220798⇒ CH-NO R220798⇒, ALT, (-AC), (Abtrieb nicht vorn)	<b>6PK2196</b> <b>6PK2264</b> <b>6PK2264D1</b>





## MERCEDES-BENZ

### SPRINTER 3-t Pritsche/Fahrgestell (903)

					ALT, (AC) ⇒MTR-NO 50185180, ALT, (AC), (Abtrieb vorn) ONLY WITH VD1041, ONLY WITH VD1042, MTR-NO 50 185181⇒ ONLY WITH VD1041, ONLY WITH VD1042, ⇒MTR-NO 50 185180 ALT, (Bosch), OE-NO 012 154 2002, A 013 154 1702, FOR ALT: 90A, OE-NO A 012 154 2402, FOR ALT: 115A, OE-NO A 013 154 1502, FOR ALT: 120A, OE-NO A 012 154 4602, A 013 154 1302, FOR ALT: 150A, OE-NO A 013 154 1102, FOR ALT: 200A ALT, (Bosch), OE-NO A 011 154 0602, FOR ALT: 90A, OE-NO A 011 154 0902, FOR ALT: 115A OE-NO A611 030 10 03, A611 030 14 03, (Code: 170) OE-NO A611 030 02 03, A646 030 09 03, A611 030 05 03	6PK2271 6PK2271D2 MS16 MS23 AP9010 AP9015 VD1041 VD1042
313 CDI 4x4	08/02-05/06	OM611.981	95	2148	ALT, (-AC), ⇒CH-NO R220797 ALT, (-AC), CH-NO R220798⇒ CH-NO R220798⇒, ALT, (-AC), (Abtrieb nicht vorn) ALT, (AC) ⇒MTR-NO 50185180, ALT, (AC), (Abtrieb vorn) ONLY WITH VD1041, ONLY WITH VD1042, MTR-NO 50 185181⇒ ONLY WITH VD1041, ONLY WITH VD1042, ⇒MTR-NO 50 185180 ALT, (Bosch), OE-NO 012 154 2002, A 013 154 1702, FOR ALT: 90A, OE-NO A 012 154 2402, FOR ALT: 115A, OE-NO A 013 154 1502, FOR ALT: 120A, OE-NO A 012 154 4602, A 013 154 1302, FOR ALT: 150A, OE-NO A 013 154 1102, FOR ALT: 200A ALT, (Bosch), OE-NO A 011 154 0602, FOR ALT: 90A, OE-NO A 011 154 0902, FOR ALT: 115A OE-NO A611 030 10 03, A611 030 14 03, (Code: 170) OE-NO A611 030 02 03, A646 030 09 03, A611 030 05 03	6PK2196 6PK2264 6PK2264D1 6PK2271 6PK2271D2 MS16 MS23 AP9010 AP9015 VD1041 VD1042
314	02/95-05/06	M111.984	105	2295	ALT, WP, FAN, PS, (VT67) ALT, WP, FAN, PS, (VDA) ALT, WP, FAN, AC, PS, (VT67) ALT, WP, FAN, AC, PS, (VDA)	6PK2100 6PK2115 6PK2205 6PK2215
314 4x4	08/02-05/06	M111.984	105	2295	ALT, (-AC), ⇒MTR-NO 000441 ALT, (-AC), MTR-NO 000442⇒ ALT, (AC), ⇒MTR-NO 002028 ALT, (AC), MTR-NO 002029⇒	6PK2100 6PK2115 6PK2205 6PK2215
314 NGT	04/00-05/06		92	2295	ALT, (-AC), ⇒MTR-NO 000441 ALT, (-AC), MTR-NO 000442⇒ ALT, (AC), ⇒MTR-NO 002028 ALT, (AC), MTR-NO 002029⇒	6PK2100 6PK2115 6PK2205 6PK2215
316 CDI	04/00-05/06	OM612.981	115	2685	ALT, (-AC), ⇒CH-NO R220797 ALT, (-AC), CH-NO R220798⇒ ALT, AC ONLY WITH VD1036, MTR-NO 51184581⇒ ONLY WITH VD1036, ⇒MTR-NO 51184580 ALT, (Bosch), OE-NO 012 154 2002, A 013 154 1702, FOR ALT: 90A, OE-NO A 012 154 2402, FOR ALT: 115A, OE-NO A 013 154 1502, FOR ALT: 120A, OE-NO A 012 154 4602, A 013 154 1302, FOR ALT: 150A, OE-NO A 013 154 1102, FOR ALT: 200A ALT, (Bosch), OE-NO A 011 154 0602, FOR ALT: 90A, OE-NO A 011 154 0902, FOR ALT: 115A (MANL), ⇒MTR-NO 50076683	6PK2196 6PK2264 6PK2271 MS16 MS23 AP9010 AP9015 VD1036
316 CDI 4x4	08/02-05/06	OM612.981	115	2685	ALT, (-AC), ⇒CH-NO R220797 ALT, (-AC), CH-NO R220798⇒ ALT, AC ONLY WITH VD1036, MTR-NO 51184581⇒	6PK2196 6PK2264 6PK2271 MS16



## MERCEDES-BENZ

### SPRINTER 3-t Pritsche/Fahrgestell (903)

					ONLY WITH VD1036, ⇒MTR-NO 51184580 ALT, (Bosch), OE-NO 012 154 2002, A 013 154 1702, FOR ALT: 90A, OE-NO A 012 154 2402, FOR ALT: 115A, OE-NO A 013 154 1502, FOR ALT: 120A, OE-NO A 012 154 4602, A 013 154 1302, FOR ALT: 150A, OE-NO A 013 154 1102, FOR ALT: 200A ALT, (Bosch), OE-NO A 011 154 0602, FOR ALT: 90A, OE-NO A 011 154 0902, FOR ALT: 115A (MANL), ⇒MTR-NO 50076683	<b>MS23</b> <b>AP9010</b>        <b>AP9015</b>   <b>VD1036</b>
--	--	--	--	--	---	--

### SPRINTER 3-t Pritsche/Fahrgestell (906)

209 CDI (906.111, 906.113, 906.211, 906.213)	06/06-	OM646.984	65	2148	ALT, (-PTO) ALT, (PTO) ALT, (Bosch), FOR ALT: 90A, OE-NO A 646 154 00 02, FOR ALT: 200A, OE-NO A 013 154 10 02 ALT, (Valeo), FOR ALT: 180A, OE-NO 646 154 11 02, FOR ALT: 220A, OE-NO 646 154 09 02	<b>6PK2264</b> <b>6PK2280</b> <b>AP9010</b>     <b>AP9050</b>
210 CDI (906.111, 906.113, 906.211, 906.213)	03/09-	OM651.955	70	2143	ALT, (Bosch), FOR ALT: 120A, OE-NO A 014 154 27 02 ALT, (Valeo), FOR ALT: 180A, OE-NO 013 154 68 02, FOR ALT: 220A, OE-NO 646 154 08 02	<b>AP9010</b>  <b>AP9050</b>
211 CDI (906.111, 906.113, 906.211, 906.213)	06/06-	OM646.985	80	2148	ALT, (-AC) ALT, (AC) ALT, (Bosch), FOR ALT: 90A, OE-NO A 646 154 00 02 ALT, (Valeo), FOR ALT: 180A, OE-NO 646 154 11 02, FOR ALT: 220A, OE-NO 646 154 08 02, 646 154 09 02	<b>6PK2260</b> <b>6PK2285</b> <b>AP9010</b>  <b>AP9050</b>
213 CDI (906.111, 906.113, 906.211, 906.213)	06/06-	OM646.986	95	2148	ALT, (Bosch), FOR ALT: 120A, OE-NO A 014 154 27 02 ALT, (Valeo), FOR ALT: 180A, OE-NO 646 154 11 02, FOR ALT: 220A, OE-NO 646 154 08 02, 646 154 09 02	<b>AP9010</b>  <b>AP9050</b>
215 CDI (906.111, 906.113, 906.211, 906.213)	06/06-	OM646.990, OM646.989	110	2148	ALT, (Bosch), FOR ALT: 90A, OE-NO A 646 154 00 02 ALT, (Valeo), FOR ALT: 180A, OE-NO 646 154 11 02, FOR ALT: 220A, OE-NO 646 154 08 02, 646 154 09 02	<b>AP9010</b>  <b>AP9050</b>
216 CDI (906.111, 906.113, 906.211, 906.213)	03/09-	OM651.957	120	2143	ALT, (Bosch), FOR ALT: 120A, OE-NO A 014 154 27 02	<b>AP9010</b>
218 CDI (906.111, 906.113, 906.211, 906.213)	06/06-	OM642.992, OM642.993, OM642.896	135	2987	FAN, OE-NO 0019933896 ALT, OE-NO 0019933696 ALT, OE-NO 0019934196 ALT	<b>6PK691 ELAST</b> <b>7PK1970</b> <b>7PK1980</b> <b>7PK2035</b>
224 (906.113, 906.213)	06/06-	M272.979	190	3498	ALT ALT, (Bosch), FOR ALT: 150A, OE-NO 271 154 10 02	<b>6PK2404</b> <b>AP9020</b>

### SPRINTER 4,6-t Kasten (906)

416 CDI (906.653, 906.655, 906.657)	03/09-	OM651.957	120	2143	ALT, (Bosch), FOR ALT: 120A, OE-NO 014 154 27 02	<b>AP9010</b>
424 (906.953, 906.655, 906.657)	06/06-	M272.979	190	3498	ALT	<b>6PK2404</b>

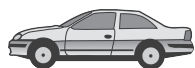
### SPRINTER 4,6-t Pritsche/Fahrgestell (906)

416 CDI (906.153, 906.155, 906.253, 906.255)	03/09-	OM651.957	120	2143	ALT, (Bosch), FOR ALT: 120A, OE-NO 014 154 27 02	<b>AP9010</b>
424 (906.153, 906.155, 906.253, 906.255)	06/06-	M272.979	190	3498	ALT	<b>6PK2404</b>

### SPRINTER 4-t Bus (904)

408 CDI	04/00-05/06	OM611.987	60	2148	ALT, (-AC), ⇒CH-NO R220797 ALT, (-AC), CH-NO R220798⇒ CH-NO R220798⇒, ALT, (-AC), (Abtrieb nicht vorn) ALT, (AC) ⇒MTR-NO 50185180, ALT, (AC), (Abtrieb vorn) ONLY WITH VD1041, ONLY WITH VD1042, MTR-NO 50 185181⇒ ONLY WITH VD1041, ONLY WITH VD1042, ⇒MTR-NO 50 185180 ALT, (Bosch), OE-NO 012 154 2002, A 013 154 1702, FOR ALT: 90A, OE-NO A	<b>6PK2196</b> <b>6PK2264</b> <b>6PK2264D1</b>   <b>6PK2271</b> <b>6PK2271D2</b>  <b>MS16</b>  <b>MS23</b>  <b>AP9010</b>
---------	-------------	-----------	----	------	--	---





## MERCEDES-BENZ

### SPRINTER 4-t Bus (904)

					<p>012 154 2402, FOR ALT: 115A, OE-NO A 013 154 1502, FOR ALT: 120A, OE-NO A 012 154 4602, A 013 154 1302, FOR ALT: 150A, OE-NO A 013 154 1102, FOR ALT: 200A</p> <p>ALT, (Bosch), OE-NO A 011 154 0602, FOR ALT: 90A, OE-NO A 011 154 0902, FOR ALT: 115A</p> <p>OE-NO A611 030 10 03, A611 030 14 03, (Code: 170)</p> <p>OE-NO A611 030 02 03, A646 030 09 03, A611 030 05 03</p>	<p><b>AP9015</b></p> <p><b>VD1041</b></p> <p><b>VD1042</b></p>
411 CDI	04/00-05/06	OM611.981	80	2148	<p>ALT, (-AC), ⇒CH-NO R220797</p> <p>ALT, (-AC), CH-NO R220798⇒</p> <p>CH-NO R220798⇒, ALT, (-AC), (Abtrieb nicht vorn)</p> <p>ALT, (AC)</p> <p>⇒MTR-NO 50185180, ALT, (AC), (Abtrieb vorn)</p> <p>ONLY WITH VD1041, ONLY WITH VD1042, MTR-NO 50 185181⇒</p> <p>ONLY WITH VD1041, ONLY WITH VD1042, ⇒MTR-NO 50 185180</p> <p>ALT, (Bosch), OE-NO 012 154 2002, A 013 154 1702, FOR ALT: 90A, OE-NO A 012 154 2402, FOR ALT: 115A, OE-NO A 013 154 1502, FOR ALT: 120A, OE-NO A 012 154 4602, A 013 154 1302, FOR ALT: 150A, OE-NO A 013 154 1102, FOR ALT: 200A</p> <p>ALT, (Bosch), OE-NO A 011 154 0602, FOR ALT: 90A, OE-NO A 011 154 0902, FOR ALT: 115A</p> <p>OE-NO A611 030 10 03, A611 030 14 03, (Code: 170)</p> <p>OE-NO A611 030 02 03, A646 030 09 03, A611 030 05 03</p>	<p><b>6PK2196</b></p> <p><b>6PK2264</b></p> <p><b>6PK2264D1</b></p> <p><b>6PK2271</b></p> <p><b>6PK2271D2</b></p> <p><b>MS16</b></p> <p><b>MS23</b></p> <p><b>AP9010</b></p> <p><b>AP9015</b></p> <p><b>VD1041</b></p> <p><b>VD1042</b></p>
413 CDI	04/00-05/06	OM611.981	95	2148	<p>ALT, (-AC), ⇒CH-NO R220797</p> <p>ALT, (-AC), CH-NO R220798⇒</p> <p>CH-NO R220798⇒, ALT, (-AC), (Abtrieb nicht vorn)</p> <p>ALT, (AC)</p> <p>⇒MTR-NO 50185180, ALT, (AC), (Abtrieb vorn)</p> <p>ONLY WITH VD1041, ONLY WITH VD1042, MTR-NO 50 185181⇒</p> <p>ONLY WITH VD1041, ONLY WITH VD1042, ⇒MTR-NO 50 185180</p> <p>ALT, (Bosch), OE-NO 012 154 2002, A 013 154 1702, FOR ALT: 90A, OE-NO A 012 154 2402, FOR ALT: 115A, OE-NO A 013 154 1502, FOR ALT: 120A, OE-NO A 012 154 4602, A 013 154 1302, FOR ALT: 150A, OE-NO A 013 154 1102, FOR ALT: 200A</p> <p>ALT, (Bosch), OE-NO A 011 154 0602, FOR ALT: 90A, OE-NO A 011 154 0902, FOR ALT: 115A</p> <p>OE-NO A611 030 10 03, A611 030 14 03, (Code: 170)</p> <p>OE-NO A611 030 02 03, A646 030 09 03, A611 030 05 03</p>	<p><b>6PK2196</b></p> <p><b>6PK2264</b></p> <p><b>6PK2264D1</b></p> <p><b>6PK2271</b></p> <p><b>6PK2271D2</b></p> <p><b>MS16</b></p> <p><b>MS23</b></p> <p><b>AP9010</b></p> <p><b>AP9015</b></p> <p><b>VD1041</b></p> <p><b>VD1042</b></p>
414	02/96-05/06	M111.979	105	2295	<p>ALT, (-AC), ⇒MTR-NO 000441</p> <p>ALT, (-AC), MTR-NO 000442⇒</p> <p>ALT, (AC), ⇒MTR-NO 002028</p> <p>ALT, (AC), MTR-NO 002029⇒</p>	<p><b>6PK2100</b></p> <p><b>6PK2115</b></p> <p><b>6PK2205</b></p> <p><b>6PK2215</b></p>
416 CDI	04/00-05/06	OM612.981	115	2685	<p>ALT, (-AC), ⇒CH-NO R220797</p> <p>ALT, (-AC), CH-NO R220798⇒</p> <p>ALT, AC</p> <p>ONLY WITH VD1036, MTR-NO 51184581⇒</p> <p>ONLY WITH VD1036, ⇒MTR-NO 51184580</p> <p>ALT, (Bosch), OE-NO 012 154 2002, A 013 154 1702, FOR ALT: 90A, OE-NO A 012 154 2402, FOR ALT: 115A, OE-NO A 013 154 1502, FOR ALT: 120A, OE-NO A 012 154 4602, A 013 154 1302, FOR ALT: 150A, OE-NO A 013 154 1102, FOR ALT: 200A</p>	<p><b>6PK2196</b></p> <p><b>6PK2264</b></p> <p><b>6PK2271</b></p> <p><b>MS16</b></p> <p><b>MS23</b></p> <p><b>AP9010</b></p>



## MERCEDES-BENZ

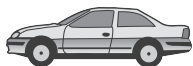
### SPRINTER 4-t Bus (904)

					ALT, (Bosch), OE-NO A 011 154 0602, FOR ALT: 90A, OE-NO A 011 154 0902, FOR ALT: 115A (MANL), ⇒MTR-NO 50076683	<b>AP9015</b> <b>VD1036</b>
--	--	--	--	--	--	--------------------------------

### SPRINTER 4-t Kasten (904)

2.3 D 4x4	06/97-12/99	OM601.943	58	2299	ALT, (-AC) ALT, (AC)	<b>6PK2020</b> <b>6PK2100</b>
408 CDI	04/00-05/06	OM611.987	60	2148	ALT, (-AC), ⇒CH-NO R220797 ALT, (-AC), CH-NO R220798⇒ CH-NO R220798⇒, ALT, (-AC), (Abtrieb nicht vorn) ALT, (AC) ⇒MTR-NO 50185180, ALT, (AC), (Abtrieb vorn) ONLY WITH VD1041, ONLY WITH VD1042, MTR-NO 50 185181⇒ ONLY WITH VD1041, ONLY WITH VD1042, ⇒MTR-NO 50 185180 ALT, (Bosch), OE-NO 012 154 2002, A 013 154 1702, FOR ALT: 90A, OE-NO A 012 154 2402, FOR ALT: 115A, OE-NO A 013 154 1502, FOR ALT: 120A, OE-NO A 012 154 4602, A 013 154 1302, FOR ALT: 150A, OE-NO A 013 154 1102, FOR ALT: 200A ALT, (Bosch), OE-NO A 011 154 0602, FOR ALT: 90A, OE-NO A 011 154 0902, FOR ALT: 115A OE-NO A611 030 10 03, A611 030 14 03, (Code: 170) OE-NO A611 030 02 03, A646 030 09 03, A611 030 05 03	<b>6PK2196</b> <b>6PK2264</b> <b>6PK2264D1</b> <b>6PK2271</b> <b>6PK2271D2</b> <b>MS16</b> <b>MS23</b> <b>AP9010</b> <b>AP9015</b> <b>VD1041</b> <b>VD1042</b>
408 D	02/96-05/06	OM601.943	58	2299	ALT, (-AC) ALT, (AC) ALT, (Bosch), FOR ALT: 90A, OE-NO 009 154 30 02, 010 154 08 02, FOR ALT: 115A, OE-NO 010 154 05 02	<b>6PK2020</b> <b>6PK2100</b> <b>AP9034</b>
411 CDI	04/00-05/06	OM611.981	80	2148	ALT, (-AC), ⇒CH-NO R220797 ALT, (-AC), CH-NO R220798⇒ CH-NO R220798⇒, ALT, (-AC), (Abtrieb nicht vorn) ALT, (AC) ⇒MTR-NO 50185180, ALT, (AC), (Abtrieb vorn) ONLY WITH VD1041, ONLY WITH VD1042, MTR-NO 50 185181⇒ ONLY WITH VD1041, ONLY WITH VD1042, ⇒MTR-NO 50 185180 ALT, (Bosch), OE-NO 012 154 2002, A 013 154 1702, FOR ALT: 90A, OE-NO A 012 154 2402, FOR ALT: 115A, OE-NO A 013 154 1502, FOR ALT: 120A, OE-NO A 012 154 4602, A 013 154 1302, FOR ALT: 150A, OE-NO A 013 154 1102, FOR ALT: 200A ALT, (Bosch), OE-NO A 011 154 0602, FOR ALT: 90A, OE-NO A 011 154 0902, FOR ALT: 115A OE-NO A611 030 10 03, A611 030 14 03, (Code: 170) OE-NO A611 030 02 03, A646 030 09 03, A611 030 05 03	<b>6PK2196</b> <b>6PK2264</b> <b>6PK2264D1</b> <b>6PK2271</b> <b>6PK2271D2</b> <b>MS16</b> <b>MS23</b> <b>AP9010</b> <b>AP9015</b> <b>VD1041</b> <b>VD1042</b>
411 CDI 4x4	04/00-05/06	OM611.981	80	2148	ALT, (-AC), ⇒CH-NO R220797 ALT, (-AC), CH-NO R220798⇒ CH-NO R220798⇒, ALT, (-AC), (Abtrieb nicht vorn) ALT, (AC) ⇒MTR-NO 50185180, ALT, (AC), (Abtrieb vorn) ONLY WITH VD1041, ONLY WITH VD1042, MTR-NO 50 185181⇒ ONLY WITH VD1041, ONLY WITH VD1042, ⇒MTR-NO 50 185180 ALT, (Bosch), OE-NO 012 154 2002, A 013 154 1702, FOR ALT: 90A, OE-NO A 012 154 2402, FOR ALT: 115A, OE-NO A 013 154 1502, FOR ALT: 120A, OE-NO A 012 154 4602, A 013 154 1302, FOR ALT:	<b>6PK2196</b> <b>6PK2264</b> <b>6PK2264D1</b> <b>6PK2271</b> <b>6PK2271D2</b> <b>MS16</b> <b>MS23</b> <b>AP9010</b>





## MERCEDES-BENZ

### SPRINTER 4-t Kasten (904)

					150A, OE-NO A 013 154 1102, FOR ALT: 200A ALT, (Bosch), OE-NO A 011 154 0602, FOR ALT: 90A, OE-NO A 011 154 0902, FOR ALT: 115A OE-NO A611 030 10 03, A611 030 14 03, (Code: 170) <b>VD1041</b> OE-NO A611 030 02 03, A646 030 09 03, A611 030 05 03 <b>VD1042</b>
412 D	02/96-05/06	OM602.980	90	2874	ALT, (-AC) <b>6PK2080</b> ALT, (AC) <b>6PK2140</b>
412 D 4x4	05/97-05/06	OM602.980	85	2874	ALT, (-AC) <b>6PK2080</b> ALT, (AC) <b>6PK2140</b>
413 CDI	04/00-05/06	OM611.981	95	2148	ALT, (-AC), ⇒CH-NO R220797 <b>6PK2196</b> ALT, (-AC), CH-NO R220798⇒ <b>6PK2264</b> CH-NO R220798⇒, ALT, (-AC), (Abtrieb nicht vorn) <b>6PK2264D1</b> ALT, (AC) <b>6PK2271</b> ⇒MTR-NO 50185180, ALT, (AC), (Abtrieb vorn) <b>6PK2271D2</b> ONLY WITH VD1041, ONLY WITH VD1042, MTR-NO 50 185181⇒ <b>MS16</b> ONLY WITH VD1041, ONLY WITH VD1042, ⇒MTR-NO 50 185180 <b>MS23</b> ALT, (Bosch), OE-NO 012 154 2002, A 013 154 1702, FOR ALT: 90A, OE-NO A 012 154 2402, FOR ALT: 115A, OE-NO A 013 154 1502, FOR ALT: 120A, OE-NO A 012 154 4602, A 013 154 1302, FOR ALT: 150A, OE-NO A 013 154 1102, FOR ALT: 200A ALT, (Bosch), OE-NO A 011 154 0602, FOR ALT: 90A, OE-NO A 011 154 0902, FOR ALT: 115A <b>AP9010</b> OE-NO A611 030 10 03, A611 030 14 03, (Code: 170) <b>VD1041</b> OE-NO A611 030 02 03, A646 030 09 03, A611 030 05 03 <b>VD1042</b>
413 CDI 4x4	04/00-05/06	OM611.981	95	2148	ALT, (-AC), ⇒CH-NO R220797 <b>6PK2196</b> ALT, (-AC), CH-NO R220798⇒ <b>6PK2264</b> ALT, AC <b>6PK2271</b> ONLY WITH VD1041, ONLY WITH VD1042, MTR-NO 50 185181⇒ <b>MS16</b> ONLY WITH VD1041, ONLY WITH VD1042, ⇒MTR-NO 50 185180 <b>MS23</b> ALT, (Bosch), OE-NO 012 154 2002, A 013 154 1702, FOR ALT: 90A, OE-NO A 012 154 2402, FOR ALT: 115A, OE-NO A 013 154 1502, FOR ALT: 120A, OE-NO A 012 154 4602, A 013 154 1302, FOR ALT: 150A, OE-NO A 013 154 1102, FOR ALT: 200A ALT, (Bosch), OE-NO A 011 154 0602, FOR ALT: 90A, OE-NO A 011 154 0902, FOR ALT: 115A <b>AP9010</b> OE-NO A611 030 02 03, A646 030 09 03, A611 030 05 03 <b>VD1042</b>
414	02/96-05/06	M111.979	105	2295	ALT, (-AC), ⇒MTR-NO 000441 <b>6PK2100</b> ALT, (-AC), MTR-NO 000442⇒ <b>6PK2115</b> ALT, (AC), ⇒MTR-NO 002028 <b>6PK2205</b> ALT, (AC), MTR-NO 002029⇒ <b>6PK2215</b>
414 4x4	05/97-05/06	M111.979	105	2295	ALT, (-AC), ⇒MTR-NO 000441 <b>6PK2100</b> ALT, (-AC), MTR-NO 000442⇒ <b>6PK2115</b> ALT, (AC), ⇒MTR-NO 002028 <b>6PK2205</b> ALT, (AC), MTR-NO 002029⇒ <b>6PK2215</b>
416 CDI	04/00-05/06	OM612.981	115	2685	ALT, (-AC), ⇒CH-NO R220797 <b>6PK2196</b> ALT, (-AC), CH-NO R220798⇒ <b>6PK2264</b> ALT, AC <b>6PK2271</b> ONLY WITH VD1036, MTR-NO 51184581⇒ <b>MS16</b> ONLY WITH VD1036, ⇒MTR-NO 51184580 <b>MS23</b> ALT, (Bosch), OE-NO 012 154 2002, A 013 154 1702, FOR ALT: 90A, OE-NO A 012 154 2402, FOR ALT: 115A, OE-NO A 013 154 1502, FOR ALT: 120A, OE-NO A 012 154 4602, A 013 154 1302, FOR ALT: 150A, OE-NO A 013 154 1102, FOR ALT: 200A ALT, (Bosch), OE-NO A 011 154 0602, FOR <b>AP9010</b>



## MERCEDES-BENZ

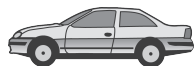
### SPRINTER 4-t Kasten (904)

↔					ALT: 90A, OE-NO A 011 154 0902, FOR ALT: 115A (MANL), ⇒MTR-NO 50076683	<b>VD1036</b>
416 CDI 4x4	04/00-05/06	OM612.981	115	2685	ALT, (-AC), ⇒CH-NO R220797 ALT, (-AC), CH-NO R220798⇒ ALT, AC ONLY WITH VD1036, MTR-NO 51184581⇒ ONLY WITH VD1036, ⇒MTR-NO 51184580 ALT, (Bosch), OE-NO 012 154 2002, A 013 154 1702, FOR ALT: 90A, OE-NO A 012 154 2402, FOR ALT: 115A, OE-NO A 013 154 1502, FOR ALT: 120A, OE-NO A 012 154 4602, A 013 154 1302, FOR ALT: 150A, OE-NO A 013 154 1102, FOR ALT: 200A ALT, (Bosch), OE-NO A 011 154 0602, FOR ALT: 90A, OE-NO A 011 154 0902, FOR ALT: 115A (MANL), ⇒MTR-NO 50076683	<b>6PK2196</b> <b>6PK2264</b> <b>6PK2271</b> <b>MS16</b> <b>MS23</b> <b>AP9010</b> <b>AP9015</b> <b>VD1036</b>

### SPRINTER 4-t Pritsche/Fahrgestell (904)

2.3 D 4x4	06/97-12/99	OM601.943	58	2299	ALT, (-AC) ALT, (AC)	<b>6PK2020</b> <b>6PK2100</b>
408 CDI	04/00-05/06	OM611.987	60	2148	ALT, (-AC), ⇒CH-NO R220797 ALT, (-AC), CH-NO R220798⇒ CH-NO R220798⇒, ALT, (-AC), (Abtrieb nicht vorn) ALT, (AC) ⇒MTR-NO 50185180, ALT, (AC), (Abtrieb vorn) ONLY WITH VD1041, ONLY WITH VD1042, MTR-NO 50 185181⇒ ONLY WITH VD1041, ONLY WITH VD1042, ⇒MTR-NO 50 185180 ALT, (Bosch), OE-NO 012 154 2002, A 013 154 1702, FOR ALT: 90A, OE-NO A 012 154 2402, FOR ALT: 115A, OE-NO A 013 154 1502, FOR ALT: 120A, OE-NO A 012 154 4602, A 013 154 1302, FOR ALT: 150A, OE-NO A 013 154 1102, FOR ALT: 200A ALT, (Bosch), OE-NO A 011 154 0602, FOR ALT: 90A, OE-NO A 011 154 0902, FOR ALT: 115A OE-NO A611 030 10 03, A611 030 14 03, (Code: 170) OE-NO A611 030 02 03, A646 030 09 03, A611 030 05 03	<b>6PK2196</b> <b>6PK2264</b> <b>6PK2264D1</b> <b>6PK2271</b> <b>6PK2271D2</b> <b>MS16</b> <b>MS23</b> <b>AP9010</b> <b>AP9015</b> <b>VD1041</b> <b>VD1042</b>
408 D	02/96-05/06	OM601.943	58	2299	ALT, (-AC) ALT, (AC) ALT, (Bosch), FOR ALT: 90A, OE-NO 009 154 30 02, 010 154 08 02, FOR ALT: 115A, OE-NO 010 154 05 02	<b>6PK2020</b> <b>6PK2100</b> <b>AP9034</b>
410 D	02/96-05/06	OM602.980	75	2874	ALT, (-AC) ALT, AC	<b>6PK2080</b> <b>6PK2140</b>
410 D 4x4	05/97-05/06	OM602.980	75	2874	ALT, (-AC) ALT, AC	<b>6PK2080</b> <b>6PK2140</b>
411 CDI	04/00-05/06	OM611.981	80	2148	ALT, (-AC), ⇒CH-NO R220797 ALT, (-AC), CH-NO R220798⇒ CH-NO R220798⇒, ALT, (-AC), (Abtrieb nicht vorn) ALT, (AC) ⇒MTR-NO 50185180, ALT, (AC), (Abtrieb vorn) ONLY WITH VD1041, ONLY WITH VD1042, MTR-NO 50 185181⇒ ONLY WITH VD1041, ONLY WITH VD1042, ⇒MTR-NO 50 185180 ALT, (Bosch), OE-NO 012 154 2002, A 013 154 1702, FOR ALT: 90A, OE-NO A 012 154 2402, FOR ALT: 115A, OE-NO A 013 154 1502, FOR ALT: 120A, OE-NO A 012 154 4602, A 013 154 1302, FOR ALT: 150A, OE-NO A 013 154 1102, FOR ALT: 200A ALT, (Bosch), OE-NO A 011 154 0602, FOR ALT: 90A, OE-NO A 011 154 0902, FOR ALT: 115A OE-NO A611 030 10 03, A611 030 14 03,	<b>6PK2196</b> <b>6PK2264</b> <b>6PK2264D1</b> <b>6PK2271</b> <b>6PK2271D2</b> <b>MS16</b> <b>MS23</b> <b>AP9010</b> <b>AP9015</b> <b>VD1041</b>





## MERCEDES-BENZ

### SPRINTER 4-t Pritsche/Fahrgestell (904)

					(Code: 170) OE-NO A611 030 02 03, A646 030 09 03, A611 030 05 03	<b>VD1042</b>
411 CDI 4x4	04/00-05/06	OM611.981	80	2148	ALT, (-AC), ⇒CH-NO R220797 ALT, (-AC), CH-NO R220798⇒ CH-NO R220798⇒, ALT, (-AC), (Abtrieb nicht vorn) ALT, (AC) ⇒MTR-NO 50185180, ALT, (AC), (Abtrieb vorn) ONLY WITH VD1041, ONLY WITH VD1042, MTR-NO 50 185181⇒ ONLY WITH VD1041, ONLY WITH VD1042, ⇒MTR-NO 50 185180 ALT, (Bosch), OE-NO 012 154 2002, A 013 154 1702, FOR ALT: 90A, OE-NO A 012 154 2402, FOR ALT: 115A, OE-NO A 013 154 1502, FOR ALT: 120A, OE-NO A 012 154 4602, A 013 154 1302, FOR ALT: 150A, OE-NO A 013 154 1102, FOR ALT: 200A ALT, (Bosch), OE-NO A 011 154 0602, FOR ALT: 90A, OE-NO A 011 154 0902, FOR ALT: 115A	<b>6PK2196</b> <b>6PK2264</b> <b>6PK2264D1</b>  <b>6PK2271</b> <b>6PK2271D2</b>  <b>MS16</b>  <b>MS23</b>  <b>AP9010</b>  <b>AP9015</b>
412 D	02/96-05/06	OM602.980	85	2874	ALT, (-AC) ALT, AC	<b>6PK2080</b> <b>6PK2140</b>
			90		ALT, (-AC) ALT, AC	<b>6PK2080</b> <b>6PK2140</b>
412 D 4x4	05/97-05/06	OM602.980	85	2874	ALT, (-AC) ALT, AC	<b>6PK2080</b> <b>6PK2140</b>
			90		ALT, (-AC) ALT, AC	<b>6PK2080</b> <b>6PK2140</b>
413 CDI	04/00-05/06	OM611.981	95	2148	ALT, (-AC), ⇒CH-NO R220797 ALT, (-AC), CH-NO R220798⇒ CH-NO R220798⇒, ALT, (-AC), (Abtrieb nicht vorn) ALT, (AC) ⇒MTR-NO 50185180, ALT, (AC), (Abtrieb vorn) ONLY WITH VD1041, ONLY WITH VD1042, MTR-NO 50 185181⇒ ONLY WITH VD1041, ONLY WITH VD1042, ⇒MTR-NO 50 185180 ALT, (Bosch), OE-NO 012 154 2002, A 013 154 1702, FOR ALT: 90A, OE-NO A 012 154 2402, FOR ALT: 115A, OE-NO A 013 154 1502, FOR ALT: 120A, OE-NO A 012 154 4602, A 013 154 1302, FOR ALT: 150A, OE-NO A 013 154 1102, FOR ALT: 200A ALT, (Bosch), OE-NO A 011 154 0602, FOR ALT: 90A, OE-NO A 011 154 0902, FOR ALT: 115A	<b>6PK2196</b> <b>6PK2264</b> <b>6PK2264D1</b>  <b>6PK2271</b> <b>6PK2271D2</b>  <b>MS16</b>  <b>MS23</b>  <b>AP9010</b>  <b>AP9015</b>
					OE-NO A611 030 10 03, A611 030 14 03, (Code: 170) OE-NO A611 030 02 03, A646 030 09 03, A611 030 05 03	<b>VD1041</b> <b>VD1042</b>
413 CDI 4x4	04/00-05/06	OM611.981	95	2148	ALT, (-AC), ⇒CH-NO R220797 ALT, (-AC), CH-NO R220798⇒ ALT, AC ONLY WITH VD1041, ONLY WITH VD1042, MTR-NO 50 185181⇒ ONLY WITH VD1041, ONLY WITH VD1042, ⇒MTR-NO 50 185180 ALT, (Bosch), OE-NO 012 154 2002, A 013 154 1702, FOR ALT: 90A, OE-NO A 012 154 2402, FOR ALT: 115A, OE-NO A 013 154 1502, FOR ALT: 120A, OE-NO A 012 154 4602, A 013 154 1302, FOR ALT: 150A, OE-NO A 013 154 1102, FOR ALT: 200A ALT, (Bosch), OE-NO A 011 154 0602, FOR ALT: 90A, OE-NO A 011 154 0902, FOR ALT: 115A	<b>6PK2196</b> <b>6PK2264</b> <b>6PK2271</b> <b>MS16</b>  <b>MS23</b>  <b>AP9010</b>  <b>AP9015</b>





## MERCEDES-BENZ

### SPRINTER 4-t Pritsche/Fahrgestell (904)

						OE-NO A611 030 02 03, A646 030 09 03, A611 030 05 03	<b>VD1042</b>
414	02/96-05/06	M111.979	105	2295		ALT, (-AC), ⇒CH-NO R337627 ALT, (-AC), CH-NO R337627⇒ ALT, AC, ⇒CH-NO R337626 ALT, AC, CH-NO R337627⇒	<b>6PK2100</b> <b>6PK2115</b> <b>6PK2205</b> <b>6PK2215</b>
414 4x4	05/97-05/06	M111.979	105	2295		ALT, (-AC), ⇒CH-NO R337627 ALT, (-AC), CH-NO R337627⇒ ALT, AC, ⇒CH-NO R337626 ALT, AC, CH-NO R337627⇒	<b>6PK2100</b> <b>6PK2115</b> <b>6PK2205</b> <b>6PK2215</b>
416 CDI	04/00-05/06	OM612.981	115	2685		ALT, (-AC), ⇒CH-NO R220797 ALT, (-AC), CH-NO R220798⇒ ALT, AC ONLY WITH VD1036, MTR-NO 51184581⇒ ONLY WITH VD1036, ⇒MTR-NO 51184580 ALT, (Bosch), OE-NO 012 154 2002, A 013 154 1702, FOR ALT: 90A, OE-NO A 012 154 2402, FOR ALT: 115A, OE-NO A 013 154 1502, FOR ALT: 120A, OE-NO A 012 154 4602, A 013 154 1302, FOR ALT: 150A, OE-NO A 013 154 1102, FOR ALT: 200A ALT, (Bosch), OE-NO A 011 154 0602, FOR ALT: 90A, OE-NO A 011 154 0902, FOR ALT: 115A (MANL), ⇒MTR-NO 50076683	<b>6PK2196</b> <b>6PK2264</b> <b>6PK2271</b> <b>MS16</b> <b>MS23</b> <b>AP9010</b> <b>AP9015</b>
416 CDI 4x4	04/00-05/06	OM612.981	115	2685		ALT, (-AC), ⇒CH-NO R220797 ALT, (-AC), CH-NO R220798⇒ ALT, AC ONLY WITH VD1036, MTR-NO 51184581⇒ ONLY WITH VD1036, ⇒MTR-NO 51184580 ALT, (Bosch), OE-NO 012 154 2002, A 013 154 1702, FOR ALT: 90A, OE-NO A 012 154 2402, FOR ALT: 115A, OE-NO A 013 154 1502, FOR ALT: 120A, OE-NO A 012 154 4602, A 013 154 1302, FOR ALT: 150A, OE-NO A 013 154 1102, FOR ALT: 200A ALT, (Bosch), OE-NO A 011 154 0602, FOR ALT: 90A, OE-NO A 011 154 0902, FOR ALT: 115A (MANL), ⇒MTR-NO 50076683	<b>6PK2196</b> <b>6PK2264</b> <b>6PK2271</b> <b>MS16</b> <b>MS23</b> <b>AP9010</b> <b>AP9015</b> <b>VD1036</b>

### SPRINTER 5-t Kasten (906)

509 CDI (906.653, 906.655, 906.657)	06/06-	OM646.984	65	2148		ALT, (-PTO) ALT, (-AC) ALT, (PTO) ALT, (AC) ALT, (Bosch), FOR ALT: 90A, OE-NO 646 154 00 02, FOR ALT: 200A, OE-NO 013 154 10 02 ALT, (Valeo), FOR ALT: 180A, OE-NO 646 154 11 02, FOR ALT: 220A, OE-NO 646 154 09 02	<b>6PK2260</b> <b>6PK2260</b> <b>6PK2285</b> <b>6PK2285</b> <b>AP9010</b> <b>AP9050</b>
510 CDI (906.653, 906.655, 906.657)	03/09-	OM651.955	70	2143		ALT, (Bosch), FOR ALT: 120A, OE-NO 014 154 27 02 ALT, (Valeo), FOR ALT: 180A, OE-NO 013 154 68 02, FOR ALT: 220A, OE-NO 646 154 08 02	<b>AP9010</b> <b>AP9050</b>
511 CDI (906.653, 906.655, 906.657)	06/06-	OM646.985	80	2148		ALT, (-AC) ALT, (AC) ALT, (Bosch), FOR ALT: 90A, OE-NO 646 154 00 02 ALT, (Valeo), FOR ALT: 180A, OE-NO 646 154 11 02, FOR ALT: 220A, OE-NO 646 154 08 02, 646 154 09 02	<b>6PK2260</b> <b>6PK2285</b> <b>AP9010</b> <b>AP9050</b>
513 CDI (906.653, 906.655, 906.657)	06/06-	OM646.986	95	2148		ALT, (Bosch), FOR ALT: 120A, OE-NO 014 154 27 02 ALT, (Valeo), FOR ALT: 180A, OE-NO 646 154 11 02, FOR ALT: 220A, OE-NO 646 154 08 02, 646 154 09 02	<b>AP9010</b> <b>AP9050</b>
515 CDI (906.653, 906.655, 906.657)	06/06-	OM646.990, OM646.989	110	2148		ALT, (Bosch), FOR ALT: 120A, OE-NO 014 154 27 02 ALT, (Valeo), FOR ALT: 180A, OE-NO 646 154 11 02, FOR ALT: 220A, OE-NO 646 154 08 02, 646 154 09 02	<b>AP9010</b> <b>AP9050</b>
516 CDI (906.653, 906.655, 906.657)	03/09-	OM651.957	120	2143		ALT, (Bosch), FOR ALT: 120A, OE-NO 014 154 27 02	<b>AP9010</b>
518 CDI (906.653,	06/06-	OM642.992,	135	2987		FAN, OE-NO 0019933896	<b>6PK691 ELAST</b>





## MERCEDES-BENZ

SPRINTER 5-t Kasten (906)							
↔ 906.655, 906.657)		OM642.993, OM642.896				ALT, OE-NO 0019933696 ALT, OE-NO 0019934196 ALT	7PK1970 7PK1980 7PK2035
524 (906.653, 906.655, 906.657)	06/06-	M272.979	190	3498		ALT ALT, (Bosch), FOR ALT: 90A, OE-NO 646 154 00 02, FOR ALT: 120A, OE-NO 014 154 27 02, FOR ALT: 200A, OE-NO 013 154 10 02 ALT, (Bosch), FOR ALT: 150A, OE-NO 271 154 10 02	6PK2404 AP9010    AP9020
SPRINTER 5t Pritsche/Fahrgestell (905)							
616 CDI (905.612, 905.613, 905.622, 905.623)	04/01-05/06	OM612.981	115	2685		ALT, (-AC), ⇨CH-NO R220797 ALT, (-AC), CH-NO R220798⇨ ALT, (AC) MTR-NO 51184581⇨, ONLY WITH VD1036 ⇨MTR-NO 51184580, ONLY WITH VD1036 (MANL), MTR-NO 50076683⇨	6PK2196 6PK2260 6PK2271 MS16 MS23 VD1036
SPRINTER 5-t Pritsche/Fahrgestell (906)							
509 CDI (906.153, 906.155, 906.253, 906.255)	06/06-	OM646.984	65	2148		ALT, (-PTO) ALT, (-AC) ALT, (PTO) ALT, (AC) ALT, (Bosch), FOR ALT: 90A, OE-NO 646 154 00 02, FOR ALT: 200A, OE-NO 013 154 10 02 ALT, (Valeo), FOR ALT: 180A, OE-NO 646 154 11 02, FOR ALT: 220A, OE-NO 646 154 09 02	6PK2260 6PK2260 6PK2285 6PK2285 AP9010   AP9050
510 CDI (906.153, 906.155, 906.253, 906.255)	03/09-	OM651.955	70	2143		ALT, (Bosch), FOR ALT: 120A, OE-NO 014 154 27 02 ALT, (Valeo), FOR ALT: 180A, OE-NO 013 154 68 02, FOR ALT: 220A, OE-NO 646 154 08 02	AP9010  AP9050
511 CDI (906.153, 906.155, 906.253, 906.255)	06/06-	OM646.985	80	2148		ALT, (-AC) ALT, (AC) ALT, (Bosch), FOR ALT: 90A, OE-NO 646 154 00 02 ALT, (Valeo), FOR ALT: 180A, OE-NO 646 154 11 02, FOR ALT: 220A, OE-NO 646 154 08 02, 646 154 09 02	6PK2260 6PK2285 AP9010  AP9050
513 CDI (906.135, 906.155, 906.253, 906.255)	06/06-	OM646.986	95	2148		ALT, (Bosch), FOR ALT: 120A, OE-NO 014 154 27 02 ALT, (Valeo), FOR ALT: 180A, OE-NO 646 154 11 02, FOR ALT: 220A, OE-NO 646 154 08 02, 646 154 09 02	AP9010  AP9050
515 CDI (906.153, 906.155, 906.253, 906.255)	06/06-	OM646.990, OM646.989	110	2148		ALT, (Bosch), FOR ALT: 90A, OE-NO 646 154 00 02 ALT, (Valeo), FOR ALT: 180A, OE-NO 646 154 11 02, FOR ALT: 220A, OE-NO 646 154 08 02, 646 154 09 02	AP9010  AP9050
516 CDI (906.153, 906.155, 906.253, 906.255)	03/09-	OM651.957	120	2143		ALT, (Bosch), FOR ALT: 120A, OE-NO 014 154 27 02	AP9010
518 CDI (906.153, 906.155, 906.253, 906.255)	06/06-	OM642.992, OM642.993, OM642.896	135	2987		FAN, OE-NO 0019933896 ALT, OE-NO 0019933696 ALT, OE-NO 0019934196 ALT	6PK691 ELAST 7PK1970 7PK1980 7PK2035
524 (906.153, 906.155, 906.253, 906.255)	06/06-	M272.979	190	3498		ALT ALT, (Bosch), FOR ALT: 90A, OE-NO 646 154 00 02, FOR ALT: 120A, OE-NO 014 154 27 02, FOR ALT: 200A, OE-NO 013 154 10 02 ALT, (Bosch), FOR ALT: 150A, OE-NO 271 154 10 02	6PK2404 AP9010    AP9020
SPRINTER Kipper							
616 CDI (905.612, 905.622, 905.623)	04/01-	OM612.981	115	2685		ALT, (-AC), ⇨CH-NO R220797 ALT, (-AC), CH-NO R220798⇨ ALT, (AC) MTR-NO 51184581⇨, ONLY WITH VD1036 ⇨MTR-NO 51184580, ONLY WITH VD1036 (MANL), MTR-NO 50076683⇨	6PK2196 6PK2260 6PK2271 MS16 MS23 VD1036
Stufenheck (W123)							
200	02/76-08/80	M115.938, M115.939	62	1988		ALT, ⇨MTR-NO 007563 ALT, MTR-NO 007564⇨ AC PS	AVX10X940 AVX10X960 AVX13X1375 AVX13X750
	06/80-11/85	M102.939	74	1996		ALT PS	AVX10X1005 AVX13X750

MERCEDES-BENZ





## MERCEDES-BENZ

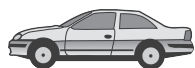
### Stufenheck (W123)

↔						AC	AVX13X875
200 (123.020)	02/76-08/80	M115.938, M115.939	69	1988		ALT, ⇒MTR-NO 007563 ALT, MTR-NO 007564⇒ AC PS	AVX10X940 AVX10X960 AVX13X1375 AVX13X750
200 (123.220)	06/80-11/85	M102.920	80	1996		ALT PS AC	AVX10X1005 AVX13X750 AVX13X875
200 D	03/79-11/85	OM615.940	44	1988		ALT, ⇒MTR-NO 142197 ALT, MTR-NO 142198⇒ PS AC	AVX10X940 AVX13X1025 AVX13X1150 AVX13X1350
200 D (123.120)	07/76-02/79	OM615.940	40	1988		ALT, ⇒MTR-NO 142197 ALT, MTR-NO 142198⇒ PS AC	AVX10X940 AVX13X1025 AVX13X1150 AVX13X1350
220 D	01/77-03/79	OM615.941	49	2197		ALT, ⇒MTR-NO 142197 ALT, MTR-NO 142198⇒ PS AC	AVX10X940 AVX13X1025 AVX13X1150 AVX13X1350
220 D (123.126)	01/76-02/79	OM615.941	44	2197		ALT PS AC	AVX10X940 AVX13X1150 AVX13X1350
230 (123.023)	02/76-03/81	M115.954	80	2307		ALT, ⇒MTR-NO 063338 ALT, MTR-NO 063339⇒ PS	AVX10X940 AVX10X960 AVX13X750
230 E (123.223)	04/80-12/85	M102.980	100	2299		ALT PS AC	AVX10X1005 AVX13X750 AVX13X875
240 D (123.123)	03/79-11/85	OM616.912	53	2399		ALT, ⇒MTR-NO 912086378 ALT, MTR-NO 912086379⇒ PS AC	AVX10X960 AVX13X1025 AVX13X1150 AVX13X1375
	02/76-02/79		48			ALT, ⇒MTR-NO 912086378 ALT, MTR-NO 912086379⇒ PS AC	AVX10X960 AVX13X1025 AVX13X1150 AVX13X1375
250 (123.026)	10/79-07/85	M123.921	103	2525		ALT ALT, (AC) AC PS	AVX10X930 AVX10X960 AVX13X1275 AVX13X825
	02/76-10/79		95			ALT ALT, (AC) AC PS	AVX10X930 AVX10X960 AVX13X1275 AVX13X825
280 (123.030)	02/76-08/81	M110.923	115	2746		ALT, ⇒MTR-NO 18194, (AUTOM) ALT, ⇒MTR-NO 14964 ALT, MTR-NO 14965⇒ AC PS	AVX10X925 AVX10X925 AVX10X975 AVX13X1275 AVX13X825
280 E	08/76-08/81	M110.988	130	2746		ALT, ⇒MTR-NO 23275 ALT, ⇒MTR-NO 76808, (AUTOM) ALT, MTR-NO 23276⇒ AC PS	AVX10X925 AVX10X925 AVX10X975 AVX13X1275 AVX13X825
280 E (123.033)	02/76-11/85	M110.988, M110.984	136	2746		ALT, ⇒MTR-NO 23275 ALT, ⇒MTR-NO 76808, (AUTOM) ALT, MTR-NO 23276⇒ AC PS	AVX10X925 AVX10X925 AVX10X975 AVX13X1275 AVX13X825
300 D (123.130)	02/76-07/80	OM617.912	59	2998		ALT, ⇒MTR-NO 0067785, (AUTOM) ALT, ⇒MTR-NO 0073575 ALT, MTR-NO 0073576⇒ PS AC AC	AVX10X960 AVX10X980 AVX13X1030 AVX13X1150 AVX13X1350 AVX13X1375
	03/79-11/85		65			ALT, ⇒MTR-NO 0067785, (AUTOM) ALT, ⇒MTR-NO 0073575 PS AC AC	AVX10X960 AVX10X980 AVX13X1150 AVX13X1350 AVX13X1375
300 Turbo-D (123.133)	08/81-07/85	OM617.952	92	2998		ALT, 2X PS AC	AVX10X1025 AVX13X1150 AVX13X925

### Stufenheck (W124)

200	01/86-05/90	M102.922	77	1996		ALT ALT, PS ALT, PS, AC	6PK1020 6PK1885 6PK1980
-----	-------------	----------	----	------	--	-------------------------------	-------------------------------



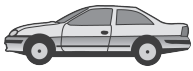


## MERCEDES-BENZ

### Stufenheck (W124)

↔ 200 (124.020)	01/86-05/90	M102.922	75	1996	ALT ALT, PS ALT, PS, AC	6PK1020 6PK1885 6PK1980
	12/85-05/90		80		ALT ALT, PS ALT, PS, AC	6PK1020 6PK1885 6PK1980
200 D (124.120)	12/84-08/89	OM601.912	53	1997	ALT ALT, PS ALT, PS, AC	6PK1015 6PK2050 6PK2120
	08/89-06/93		55		ALT ALT, PS ALT, PS, AC	6PK1015 6PK2050 6PK2120
200 E (124.019)	10/92-06/93	M111.940	100	1998	ALT, PS ALT, PS, AC	6PK2040 6PK2140
200 E (124.021)	09/88-08/92	M102.963	87	1996	ALT ALT, PS ALT, PS, AC	6PK1020 6PK1885 6PK1980
	09/88-12/89		90		ALT ALT, PS ALT, PS, AC	6PK1020 6PK1885 6PK1980
220 E (124.022)	10/92-06/93	M111.960	110	2199	ALT, PS ALT, PS, AC	6PK2040 6PK2140
230 E (124.023)	12/84-03/92	M102.982	97	2298	ALT ALT, PS ALT, PS, AC	6PK1015 6PK1885 6PK1980
	01/85-06/93		100		ALT ALT, PS ALT, PS, AC	6PK1015 6PK1885 6PK1980
230 E (124.023) KAT	06/89-06/93	M102.982	97	2298	ALT, (-PS) ALT, PS ALT, PS, AC	6PK1015 6PK1885 6PK1980
250 D (124.125)	04/85-06/93	OM602.912	66	2497	ALT ALT, PS ALT, PS, AC	6PK1015 6PK2030 6PK2100
	01/89-06/93		69		ALT ALT, PS ALT, PS, AC	6PK1015 6PK2030 6PK2100
250 Turbo-D (124.128)	09/88-06/93	OM602.962	93	2497	ALT ALT, PS ALT, PS, AC	6PK1015 6PK2030 6PK2100
260 E (124.026)	09/85-08/92	M103.940	118	2597	ALT ALT, (-AC) ALT, (AC), (-LC) ALT, (AC), (LC)	6PK1020 6PK2175 6PK2257 6PK2415
	09/85-12/89		122		ALT ALT, (-AC) ALT, (AC), (-LC) ALT, (AC), (LC)	6PK1020 6PK2175 6PK2257 6PK2415
260 E 4-matic (124.226)	09/86-08/92	M103.943	118	2597	ALT ALT, (-AC) ALT, (AC), (-LC) ALT, (AC), (LC)	6PK1020 6PK2175 6PK2257 6PK2415
	12/86-12/89	M103.940	122		ALT ALT, (-AC) ALT, (AC), (-LC) ALT, (AC), (LC)	6PK1020 6PK2175 6PK2257 6PK2415
280 E (124.028)	10/92-06/93	M104.942	145	2799	ALT, PS, (MANL), ⇨MTR-NO 005789 ALT, PS, (AUTOM), ⇨MTR-NO 048696 ALT, PS, (MANL), MTR-NO 005790⇨ ALT, PS, (AUTOM), MTR-NO 048697⇨ ALT, PS, AC, (MANL), ⇨MTR-NO 005789 ALT, PS, AC, (AUTOM), ⇨MTR-NO 048696 ALT, PS, AC, (MANL), MTR-NO 005790⇨ ALT, PS, AC, (AUTOM), MTR-NO 048697⇨	6PK2330 6PK2330 6PK2380 6PK2380 6PK2415 6PK2415 6PK2475 6PK2475
300 D (124.130)	12/84-08/89	OM603.912	80	2996	ALT ALT, PS ALT, PS, AC	6PK1015 6PK2080 6PK2145
	06/90-06/93		81		ALT ALT, PS ALT, PS, AC	6PK1015 6PK2080 6PK2145
	08/89-06/93		83		ALT ALT, PS ALT, PS, AC	6PK1015 6PK2080 6PK2145
300 D 4-matic (124.330)	09/86-08/92	OM603.913	80	2996	ALT ALT, PS ALT, PS, AC	6PK1015 6PK2080 6PK2145
	08/89-06/93		83		ALT ALT, PS	6PK1015 6PK2080





## MERCEDES-BENZ

### Stufenheck (W124)

300 E	01/85-12/85	M103.980	138	2960	ALT, PS, AC	6PK2145
	06/85-08/92	M103.983			ALT, (-AC) ALT, (AC), (-LC) ALT, (AC), (LC)	6PK2175 6PK2257 6PK2415
300 E (124.030)	08/85-08/92	M103.983	132	2960	ALT, (-AC) ALT, (AC), (-LC) ALT, (AC), (LC)	6PK2175 6PK2257 6PK2415
300 E 4-matic	09/86-02/92	M103.983	138	2960	ALT, (-AC) ALT, (AC), (-LC) ALT, (AC), (LC)	6PK2175 6PK2257 6PK2415
300 E 4-matic (124.230)	09/86-06/93	M103.985	132	2960	ALT, (-AC) ALT, (AC), (-LC) ALT, (AC), (LC)	6PK2175 6PK2257 6PK2415
300 E-24 (124.031)	09/88-08/92	M104.980	170	2960	ALT, (-AC), (AUTOM), MTR-NO 042811⇒, (-CAT)	6PK2175
					ALT, (-AC), (MANL), MTR-NO 009077⇒, (-CAT)	6PK2175
					ALT, (-AC), (MANL), MTR-NO 004957⇒, ⇒MTR-NO 009076, (-CAT)	6PK2205
					ALT, (-AC), (AUTOM), MTR-NO 021005⇒, ⇒MTR-NO 042810, (-CAT)	6PK2205
					ALT, (AC), (AUTOM), MTR-NO 042811⇒, (-CAT)	6PK2260
					ALT, (AC), (MANL), MTR-NO 009077⇒, (-CAT)	6PK2260
					ALT, (AC), (MANL), MTR-NO 004957⇒, ⇒MTR-NO 009076, (-CAT)	6PK2285
					ALT, (AC), (AUTOM), MTR-NO 021005⇒, ⇒MTR-NO 042810, (-CAT)	6PK2285
					ALT, (-AC), (MANL), MTR-NO 009077⇒, (CAT)	6PK2330
					ALT, (-AC), (AUTOM), MTR-NO 042811⇒	6PK2330
					ALT, (-AC), (MANL), MTR-NO 004957⇒, ⇒MTR-NO 009076, (CAT)	6PK2360
					ALT, (-AC), (AUTOM), MTR-NO 021005⇒, ⇒MTR-NO 042810, (CAT)	6PK2360
					ALT, (AC), (AUTOM), MTR-NO 042811⇒, (CAT)	6PK2415
					ALT, (AC), (MANL), MTR-NO 009077⇒, (CAT)	6PK2415
					ALT, (AC), (AUTOM), ⇒MTR-NO 042810, (CAT)	6PK2445
					ALT, (AC), (MANL), ⇒MTR-NO 009076, (CAT)	6PK2445
162					ALT, (-AC), (AUTOM), MTR-NO 042811⇒, (-CAT)	6PK2175
					ALT, (-AC), (MANL), MTR-NO 009077⇒, (-CAT)	6PK2175
					ALT, (-AC), (MANL), MTR-NO 004957⇒, ⇒MTR-NO 009076, (-CAT)	6PK2205
					ALT, (-AC), (AUTOM), MTR-NO 021005⇒, ⇒MTR-NO 042810, (-CAT)	6PK2205
					ALT, (AC), (AUTOM), MTR-NO 042811⇒, (-CAT)	6PK2260
					ALT, (AC), (MANL), MTR-NO 009077⇒, (-CAT)	6PK2260
					ALT, (AC), (MANL), MTR-NO 004957⇒, ⇒MTR-NO 009076, (-CAT)	6PK2285
					ALT, (AC), (AUTOM), MTR-NO 021005⇒, ⇒MTR-NO 042810, (-CAT)	6PK2285
					ALT, (-AC), (MANL), MTR-NO 009077⇒, (CAT)	6PK2330
					ALT, (-AC), (AUTOM), MTR-NO 042811⇒	6PK2330
					ALT, (-AC), (MANL), MTR-NO 004957⇒, ⇒MTR-NO 009076, (CAT)	6PK2360
					ALT, (-AC), (AUTOM), MTR-NO 021005⇒, ⇒MTR-NO 042810, (CAT)	6PK2360
					ALT, (AC), (AUTOM), MTR-NO 042811⇒, (CAT)	6PK2415
					ALT, (AC), (MANL), MTR-NO 009077⇒, (CAT)	6PK2415
					ALT, (AC), (AUTOM), ⇒MTR-NO 042810, (CAT)	6PK2445
					ALT, (AC), (MANL), ⇒MTR-NO 009076, (CAT)	6PK2445





## MERCEDES-BENZ

Stufenheck (W124)							
↔ 300 Turbo-D (124.133)	09/88-06/93	OM603.960	108	2996		ALT ALT, PS ALT, PS, AC	6PK1015 6PK2080 6PK2145
300 Turbo-D 4-matic (124.333)	09/86-09/88	OM603.960, OM603.963	105	2996		ALT ALT, PS ALT, PS, AC	6PK1015 6PK2080 6PK2145
	01/88-06/93	OM603.963	108			ALT ALT, PS ALT, PS, AC	6PK1015 6PK2080 6PK2145
320 E (124.032)	10/92-06/93	M104.992	162	3199		ALT, PS, (-AC), (MANL), ⇒MTR-NO 004356	6PK2330
						ALT, PS, (-AC), (AUTOM), ⇒MTR-NO 072236	6PK2330
						ALT, PS, (-AC), (MANL), MTR-NO 005603⇒	6PK2360
						ALT, PS, (-AC), (AUTOM), MTR-NO 102821⇒	6PK2360
						ALT, PS, (-AC), (MANL), MTR-NO 004357⇒, ⇒MTR-NO 005602	6PK2380
						ALT, PS, (-AC), (AUTOM), MTR-NO 072237⇒, ⇒MTR-NO 102820	6PK2380
						ALT, PS, (AC), (MANL), ⇒MTR-NO 004356	6PK2415
						ALT, PS, (AC), (AUTOM), ⇒MTR-NO 072236	6PK2415
						ALT, PS, (AC), (MANL), MTR-NO 005603⇒	6PK2445
						ALT, PS, (AC), (AUTOM), MTR-NO 102821⇒	6PK2445
400 E 4.2 (124.034)	10/92-06/93	M119.975	205	4196		ALT, (-AC)	6PK2460
						ALT, (AC)	6PK2535
						ALT, MODEL '93⇒, JAPAN	6PK2535
						ALT, MODEL '93⇒, USA	6PK2535
						ALT, ⇒MODEL '92, JAPAN	8PK2465
500 E (124.036)	01/91-06/93	M119.974	240	4973		ALT, (AUTOM), MTR-NO 005782⇒	6PK2523
						ALT, (AUTOM), ⇒MTR-NO 005781	8PK2460
<b>T1 Bus (601)</b>							
207 D 2.4	07/82-01/90		53	2376		ALT, MTR-NO 25905917⇒	AVX13X1030
	05/77-12/82	OM616.917, OM616.934	48	2404		ALT, ⇒MTR-NO 25904917	AVX10X970
208 2.3	05/77-12/82	M115.955, M115.972	63	2307		ALT	AVX10X940
208 D 2.3	10/88-02/96	OM601.940	58	2299		ALT, 12/1989⇒ ALT, AC, 12/1989⇒ ALT, PS, 12/1989⇒ ALT, ⇒12/1989	6PK1015 6PK2030 6PK2080 AVX10X940
			60			ALT, 12/1989⇒ ALT, AC, 12/1989⇒ ALT, PS, 12/1989⇒ ALT, ⇒12/1989	6PK1015 6PK2030 6PK2080 AVX10X940
209 D 2.9	12/82-01/90	OM617.913	65	2998		ALT	AVX13X1000
210 2.3	07/82-01/90	M102.942	70	2298		ALT ALT, PS ALT, PS, AC ALT AC	6PK1015 6PK1885 6PK1980 AVX10X1005 AVX13X875
						05/89-02/96	M102.945
210 D 2.8	11/88-02/96	OM602.940	70	2874		ALT, MTR-CODE: OM 602.940, ⇒MTR-NO 253307	6PK1015
						ALT, MTR-CODE: OM 602.940, MTR-NO 340126⇒	6PK1020
						ALT, PS, MTR-CODE: OM 602.940, MTR-NO 253308⇒, ⇒MTR-NO 340125	6PK1980
						ALT, PS, MTR-CODE: OM 602.940, ⇒MTR-NO 253307	6PK2000
						ALT, AC, MTR-CODE: OM 602.940, MTR-NO 253308⇒, ⇒MTR-NO 340125	6PK2020
						ALT, AC, MTR-CODE: OM 602.940, ⇒MTR-NO 253307	6PK2030
						ALT, PS, MTR-CODE: OM 602.940, MTR-NO 340126⇒	6PK2040
						ALT, AC, MTR-CODE: OM 602.940, MTR-	6PK2050

MERCEDES-BENZ





**MERCEDES-BENZ**

**T1 Bus (601)**

			72		ALT, PS, AC, MTR-CODE: OM 602.940, ⇒MTR-NO 340125 ALT, PS, AC, MTR-CODE: OM 602.940, MTR-NO 340126⇒ ALT, MTR-CODE: OM 602.940, MTR-NO 253308⇒, ⇒MTR-NO 340125	<b>6PK2080</b> <b>6PK2100</b> <b>6PK995</b>
					ALT, MTR-CODE: OM 602.940, ⇒MTR-NO 253307 ALT, MTR-CODE: OM 602.940, MTR-NO 340126⇒ ALT, PS, MTR-CODE: OM 602.940, MTR-NO 253308⇒, ⇒MTR-NO 340125 ALT, PS, MTR-CODE: OM 602.940, ⇒MTR-NO 253307 ALT, AC, MTR-CODE: OM 602.940, MTR-NO 253308⇒, ⇒MTR-NO 340125 ALT, AC, MTR-CODE: OM 602.940, ⇒MTR-NO 253307 ALT, PS, MTR-CODE: OM 602.940, MTR-NO 340126⇒ ALT, AC, MTR-CODE: OM 602.940, MTR-NO 340126⇒ ALT, PS, AC, MTR-CODE: OM 602.940, ⇒MTR-NO 340125 ALT, PS, AC, MTR-CODE: OM 602.940, MTR-NO 340126⇒ ALT, MTR-CODE: OM 602.940, MTR-NO 253308⇒, ⇒MTR-NO 340125	<b>6PK1015</b> <b>6PK1020</b> <b>6PK1980</b> <b>6PK2000</b> <b>6PK2020</b> <b>6PK2030</b> <b>6PK2040</b> <b>6PK2050</b> <b>6PK2080</b> <b>6PK2100</b> <b>6PK995</b>

**T1 Bus (602)**

308 D 2.3	05/90-02/96	OM601.940	58	2299	ALT, ⇒06/1995, ⇒MTR-NO 253306 PS, ⇒06/1995, MTR-NO 253307⇒ PS, ⇒06/1995, ⇒MTR-NO 253306 AC, ⇒06/1995, MTR-NO 253307⇒ AC, ⇒06/1995, ⇒MTR-NO 253306 PS, AC, ⇒06/1995 ALT, ⇒06/1995, MTR-NO 253307⇒	<b>6PK1015</b> <b>6PK1980</b> <b>6PK2000</b> <b>6PK2020</b> <b>6PK2030</b> <b>6PK2080</b> <b>6PK995</b>
	06/89-02/96		60		ALT, 12/1989⇒ ALT, AC, 12/1989⇒ ALT, PS, 12/1989⇒ ALT, ⇒12/1989	<b>6PK1015</b> <b>6PK2030</b> <b>6PK2080</b> <b>AVX10X940</b>
310 D 2.9	06/89-02/96	OM602.940	70	2874	ALT, MTR-CODE: OM 602.940, ⇒MTR-NO 253307 ALT, MTR-CODE: OM 602.940, MTR-NO 340126⇒ ALT, PS, MTR-CODE: OM 602.940, MTR-NO 253308⇒, ⇒MTR-NO 340125 ALT, PS, MTR-CODE: OM 602.940, ⇒MTR-NO 253307 ALT, AC, MTR-CODE: OM 602.940, MTR-NO 253308⇒, ⇒MTR-NO 340125 ALT, AC, MTR-CODE: OM 602.940, ⇒MTR-NO 253307 ALT, PS, MTR-CODE: OM 602.940, MTR-NO 340126⇒ ALT, AC, MTR-CODE: OM 602.940, MTR-NO 340126⇒ ALT, PS, AC, MTR-CODE: OM 602.940, ⇒MTR-NO 340125 ALT, PS, AC, MTR-CODE: OM 602.940, MTR-NO 340126⇒ ALT, MTR-CODE: OM 602.940, MTR-NO 253308⇒, ⇒MTR-NO 340125	<b>6PK1015</b> <b>6PK1020</b> <b>6PK1980</b> <b>6PK2000</b> <b>6PK2020</b> <b>6PK2030</b> <b>6PK2040</b> <b>6PK2050</b> <b>6PK2080</b> <b>6PK2100</b> <b>6PK995</b>
			06/90-02/96		72	





## MERCEDES-BENZ

T1 Bus (602)						
						ALT, PS, AC, MTR-CODE: OM 602.940, ⇒MTR-NO 340125 6PK2080
						ALT, PS, AC, MTR-CODE: OM 602.940, MTR-NO 340126⇒ 6PK2100
						ALT, MTR-CODE: OM 602.940, MTR-NO 253308⇒, ⇒MTR-NO 340125 6PK995
T1 Kasten (601)						
207 D 2.4	06/82-01/90	OM616.937, OM616.939	53	2399		ALT, 09/1982⇒, ⇒01/1989 AVX13X1030
208 D 2.3	11/88-02/96	OM601.940	58	2299		ALT, MTR-NO 253308⇒ 6PK1000
						ALT, ⇒MTR-NO 253307 6PK1015
						ALT, PS, MTR-NO 253308⇒ 6PK1980
						ALT, PS, ⇒MTR-NO 253307 6PK2000
						ALT, AC 6PK2030
						ALT, PS, AC 6PK2080
	10/88-02/96		60			ALT, MTR-NO 253308⇒ 6PK1000
						ALT, ⇒MTR-NO 253307 6PK1015
						ALT, PS, MTR-NO 253308⇒ 6PK1980
						ALT, PS, ⇒MTR-NO 253307 6PK2000
						ALT, AC 6PK2030
						ALT, PS, AC 6PK2080
209 D 2.9	12/82-01/90	OM617.913	65	2998		ALT AVX13X1000
210 2.3	07/82-02/96	M102.942, M102.946	70	2298		ALT 6PK1015
						ALT, PS 6PK1885
						ALT, PS, AC 6PK1980
						ALT AVX10X1005
						AC AVX13X875
	05/89-02/96	M102.945	77			ALT 6PK1015
						ALT, PS 6PK2080
						ALT, PS, AC 6PK2145
210 D 2.8	10/88-02/96	OM602.940	70	2874		ALT, MTR-CODE: OM 602.940, ⇒MTR-NO 253307 6PK1015
						ALT, MTR-CODE: OM 602.940, MTR-NO 340126⇒ 6PK1020
						ALT, PS, MTR-CODE: OM 602.940, MTR-NO 253308⇒, ⇒MTR-NO 340125 6PK1980
						ALT, PS, MTR-CODE: OM 602.940, ⇒MTR-NO 253307 6PK2000
						ALT, AC, MTR-CODE: OM 602.940, MTR-NO 253308⇒, ⇒MTR-NO 340125 6PK2020
						ALT, AC, MTR-CODE: OM 602.940, ⇒MTR-NO 253307 6PK2030
						ALT, PS, MTR-CODE: OM 602.940, MTR-NO 340126⇒ 6PK2040
						ALT, AC, MTR-CODE: OM 602.940, MTR-NO 340126⇒ 6PK2050
						ALT, PS, AC, MTR-CODE: OM 602.940, ⇒MTR-NO 340125 6PK2080
						ALT, PS, AC, MTR-CODE: OM 602.940, MTR-NO 340126⇒ 6PK2100
						ALT, MTR-CODE: OM 602.940, MTR-NO 253308⇒, ⇒MTR-NO 340125 6PK995
						ALT, MTR-CODE: OM 602.940, ⇒MTR-NO 253307 6PK1015
						ALT, MTR-CODE: OM 602.940, MTR-NO 340126⇒ 6PK1020
						ALT, PS, MTR-CODE: OM 602.940, MTR-NO 253308⇒, ⇒MTR-NO 340125 6PK1980
ALT, PS, MTR-CODE: OM 602.940, ⇒MTR-NO 253307 6PK2000						
ALT, AC, MTR-CODE: OM 602.940, MTR-NO 253308⇒, ⇒MTR-NO 340125 6PK2020						
ALT, AC, MTR-CODE: OM 602.940, ⇒MTR-NO 253307 6PK2030						
ALT, PS, MTR-CODE: OM 602.940, MTR-NO 340126⇒ 6PK2040						
ALT, AC, MTR-CODE: OM 602.940, MTR-NO 340126⇒ 6PK2050						
ALT, PS, AC, MTR-CODE: OM 602.940, ⇒MTR-NO 340125 6PK2080						
ALT, PS, AC, MTR-CODE: OM 602.940, MTR-NO 340126⇒ 6PK2100						
ALT, MTR-CODE: OM 602.940, MTR-NO 253308⇒, ⇒MTR-NO 340125 6PK995						
			72			ALT, MTR-CODE: OM 602.940, ⇒MTR-NO 253307 6PK1015
						ALT, MTR-CODE: OM 602.940, MTR-NO 340126⇒ 6PK1020
						ALT, PS, MTR-CODE: OM 602.940, MTR-NO 253308⇒, ⇒MTR-NO 340125 6PK1980
						ALT, PS, MTR-CODE: OM 602.940, ⇒MTR-NO 253307 6PK2000
						ALT, AC, MTR-CODE: OM 602.940, MTR-NO 253308⇒, ⇒MTR-NO 340125 6PK2020
						ALT, AC, MTR-CODE: OM 602.940, ⇒MTR-NO 253307 6PK2030
						ALT, PS, MTR-CODE: OM 602.940, MTR-NO 340126⇒ 6PK2040
						ALT, AC, MTR-CODE: OM 602.940, MTR-NO 340126⇒ 6PK2050
						ALT, PS, AC, MTR-CODE: OM 602.940, ⇒MTR-NO 340125 6PK2080
						ALT, PS, AC, MTR-CODE: OM 602.940, MTR-NO 340126⇒ 6PK2100
						ALT, MTR-CODE: OM 602.940, MTR-NO 253308⇒, ⇒MTR-NO 340125 6PK995
T1 Kasten (602)						
307 D 2.4	10/82-01/90	OM616.937, OM616.939	53	2399		ALT, ⇒MTR-NO 025904917, 040553934 AVX10X960
						ALT, MTR-NO 025905917⇒, 040553934⇒ AVX13X1030
308 D 2.3	06/89-02/96	OM601.940	60	2299		ALT, ⇒MTR-NO 253306 6PK1015

MERCEDES-BENZ





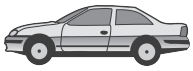


## MERCEDES-BENZ

### T1 Kasten (602)

					ALT, PS, MTR-NO 253307⇒ ALT, PS, ⇒MTR-NO 253306 ALT, AC, MTR-NO 253307⇒ ALT, AC, ⇒MTR-NO 253306 ALT, PS, AC ALT, MTR-NO 253307⇒	6PK1980 6PK2000 6PK2020 6PK2030 6PK2080 6PK995
	11/88-02/96		58		ALT, 12/1989⇒ ALT, AC, 12/1989⇒ ALT, PS, 12/1989⇒ ALT, ⇒12/1989	6PK1015 6PK2030 6PK2080 AVX10X940
309 D 3.0	10/82-01/90	OM617.913	65	2998	ALT, ⇒01/1989	AVX13X1000
310 D 2.9	06/89-02/96	OM602.940	70	2874	ALT, MTR-CODE: OM 602.940, ⇒MTR-NO 253307 ALT, MTR-CODE: OM 602.940, MTR-NO 340126⇒ ALT, PS, MTR-CODE: OM 602.940, MTR-NO 253308⇒, ⇒MTR-NO 340125 ALT, PS, MTR-CODE: OM 602.940, ⇒MTR-NO 253307 ALT, AC, MTR-CODE: OM 602.940, MTR-NO 253308⇒, ⇒MTR-NO 340125 ALT, AC, MTR-CODE: OM 602.940, ⇒MTR-NO 253307 ALT, PS, MTR-CODE: OM 602.940, MTR-NO 340126⇒ ALT, AC, MTR-CODE: OM 602.940, MTR-NO 340126⇒ ALT, PS, AC, MTR-CODE: OM 602.940, ⇒MTR-NO 340125 ALT, PS, AC, MTR-CODE: OM 602.940, MTR-NO 340126⇒ ALT, MTR-CODE: OM 602.940, MTR-NO 253308⇒, ⇒MTR-NO 340125	6PK1015 6PK1020 6PK1980 6PK2000 6PK2020 6PK2030 6PK2040 6PK2050 6PK2080 6PK2100 6PK995
			72		ALT, MTR-CODE: OM 602.940, ⇒MTR-NO 253307 ALT, MTR-CODE: OM 602.940, MTR-NO 340126⇒ ALT, PS, MTR-CODE: OM 602.940, MTR-NO 253308⇒, ⇒MTR-NO 340125 ALT, PS, MTR-CODE: OM 602.940, ⇒MTR-NO 253307 ALT, AC, MTR-CODE: OM 602.940, MTR-NO 253308⇒, ⇒MTR-NO 340125 ALT, AC, MTR-CODE: OM 602.940, ⇒MTR-NO 253307 ALT, PS, MTR-CODE: OM 602.940, MTR-NO 340126⇒ ALT, AC, MTR-CODE: OM 602.940, MTR-NO 340126⇒ ALT, PS, AC, MTR-CODE: OM 602.940, ⇒MTR-NO 340125 ALT, PS, AC, MTR-CODE: OM 602.940, MTR-NO 340126⇒ ALT, MTR-CODE: OM 602.940, MTR-NO 253308⇒, ⇒MTR-NO 340125	6PK1015 6PK1020 6PK1980 6PK2000 6PK2020 6PK2030 6PK2040 6PK2050 6PK2080 6PK2100 6PK995
<b>T1 Pritsche/Fahrgestell (601)</b>						
207 D 2.4	12/77-10/89	OM616.937	53	2399	ALT, ⇒MTR-NO 025904917, 040553934 ALT, MTR-NO 025905917⇒, 940553934⇒	AVX10X960 AVX13X1025
	04/77-12/82	OM616.917	48	2404	ALT, ⇒MTR-NO 25904917 ALT, MTR-NO 25905917⇒	AVX10X970 AVX13X1030
208 D 2.3	06/89-02/96	OM601.940	60	2299	ALT, 12/1989⇒ ALT, AC, 12/1989⇒ ALT, PS, 12/1989⇒ ALT, ⇒12/1989	6PK1015 6PK2030 6PK2080 AVX10X940
	11/88-02/96		58		ALT ALT, PS, AC	6PK1015 6PK1980
209 D 2.9	12/82-01/90	OM617.913	65	2998	ALT	AVX13X1000
210 2.3	04/77-10/89	M102.942	70	2298	ALT, WP, FAN, PS ALT, WP, FAN, AC, PS	6PK1885 6PK1980
		M115.955	63	2307	ALT ALT, AC ALT, PS ALT, PS, AC ALT	6PK1110 6PK1885 6PK1885 6PK1980 AVX10X1000
210 D 2.8	11/88-02/96	OM602.940	72	2874	ALT, MTR-CODE: OM 602.940, ⇒MTR-NO 253307 ALT, MTR-CODE: OM 602.940, MTR-NO 340126⇒	6PK1015 6PK1020





## MERCEDES-BENZ

### T1 Pritsche/Fahrgestell (601)

					ALT, PS, MTR-CODE: OM 602.940, MTR-NO 253308⇒, ⇒MTR-NO 340125	<b>6PK1980</b>
					ALT, PS, MTR-CODE: OM 602.940, ⇒MTR-NO 253307	<b>6PK2000</b>
					ALT, AC, MTR-CODE: OM 602.940, MTR-NO 253308⇒, ⇒MTR-NO 340125	<b>6PK2020</b>
					ALT, AC, MTR-CODE: OM 602.940, ⇒MTR-NO 253307	<b>6PK2030</b>
					ALT, PS, MTR-CODE: OM 602.940, MTR-NO 340126⇒	<b>6PK2040</b>
					ALT, AC, MTR-CODE: OM 602.940, MTR-NO 340126⇒	<b>6PK2050</b>
					ALT, PS, AC, MTR-CODE: OM 602.940, ⇒MTR-NO 340125	<b>6PK2080</b>
					ALT, PS, AC, MTR-CODE: OM 602.940, MTR-NO 340126⇒	<b>6PK2100</b>
					ALT, MTR-CODE: OM 602.940, MTR-NO 253308⇒, ⇒MTR-NO 340125	<b>6PK995</b>
210 D 2.9	11/88-02/96	OM602.940	70	2874	ALT, MTR-CODE: OM 602.940, ⇒MTR-NO 253307	<b>6PK1015</b>
					ALT, MTR-CODE: OM 602.940, MTR-NO 340126⇒	<b>6PK1020</b>
					ALT, PS, MTR-CODE: OM 602.940, MTR-NO 253308⇒, ⇒MTR-NO 340125	<b>6PK1980</b>
					ALT, PS, MTR-CODE: OM 602.940, ⇒MTR-NO 253307	<b>6PK2000</b>
					ALT, AC, MTR-CODE: OM 602.940, MTR-NO 253308⇒, ⇒MTR-NO 340125	<b>6PK2020</b>
					ALT, AC, MTR-CODE: OM 602.940, ⇒MTR-NO 253307	<b>6PK2030</b>
					ALT, PS, MTR-CODE: OM 602.940, MTR-NO 340126⇒	<b>6PK2040</b>
					ALT, AC, MTR-CODE: OM 602.940, MTR-NO 340126⇒	<b>6PK2050</b>
					ALT, PS, AC, MTR-CODE: OM 602.940, ⇒MTR-NO 340125	<b>6PK2080</b>
					ALT, PS, AC, MTR-CODE: OM 602.940, MTR-NO 340126⇒	<b>6PK2100</b>
					ALT, MTR-CODE: OM 602.940, MTR-NO 253308⇒, ⇒MTR-NO 340125	<b>6PK995</b>

### T1 Pritsche/Fahrgestell (602)

307 D 2.4	06/82-01/90	OM616.937, OM616.939	53	2399	ALT, WP	<b>AVX13X1030</b>
	04/77-01/83	OM616.937	48		ALT, 05/1977⇒, ⇒12/1978, ⇒MTR-NO 000069, (AUTOM)	<b>AVX10X970</b>
					ALT, 05/1977⇒, ⇒12/1978, (MANL), ⇒MTR-NO 040552	<b>AVX10X970</b>
					ALT, 05/1977⇒, ⇒12/1978, MTR-NO 000070⇒, (AUTOM)	<b>AVX13X1025</b>
					ALT, 05/1977⇒, ⇒12/1978, (MANL), MTR-NO 040533⇒	<b>AVX13X1025</b>
308 D 2.3	06/89-02/96	OM601.940	60	2299	ALT, WP, FAN, PS, ⇒12/1994	<b>6PK2020</b>
					ALT, WP, FAN, PS, 01/1995⇒	<b>6PK2040</b>
					ALT, WP, FAN, AC, PS, 01/1995⇒	<b>6PK2100</b>
			58		ALT, 12/1989⇒	<b>6PK1015</b>
					ALT, AC, 12/1989⇒	<b>6PK2030</b>
					ALT, PS, 12/1989⇒	<b>6PK2080</b>
					ALT, ⇒12/1989	<b>AVX10X940</b>
310 D 2.9	06/89-02/96	OM602.940	70	2874	ALT, MTR-CODE: OM 602.940, ⇒MTR-NO 253307	<b>6PK1015</b>
					ALT, MTR-CODE: OM 602.940, MTR-NO 340126⇒	<b>6PK1020</b>
					ALT, PS, MTR-CODE: OM 602.940, MTR-NO 253308⇒, ⇒MTR-NO 340125	<b>6PK1980</b>
					ALT, PS, MTR-CODE: OM 602.940, ⇒MTR-NO 253307	<b>6PK2000</b>
					ALT, AC, MTR-CODE: OM 602.940, MTR-NO 253308⇒, ⇒MTR-NO 340125	<b>6PK2020</b>
					ALT, AC, MTR-CODE: OM 602.940, ⇒MTR-NO 253307	<b>6PK2030</b>
					ALT, PS, MTR-CODE: OM 602.940, MTR-NO 340126⇒	<b>6PK2040</b>
					ALT, AC, MTR-CODE: OM 602.940, MTR-NO 340126⇒	<b>6PK2050</b>
					ALT, PS, AC, MTR-CODE: OM 602.940, ⇒MTR-NO 340125	<b>6PK2080</b>
					ALT, PS, AC, MTR-CODE: OM 602.940, MTR-NO 340126⇒	<b>6PK2100</b>



MERCEDES-BENZ

## MERCEDES-BENZ

T1 Pritsche/Fahrgestell (602)

↕			72		ALT, MTR-CODE: OM 602.940, MTR-NO 253308⇒, ⇒MTR-NO 340125	6PK995
					ALT, MTR-CODE: OM 602.940, ⇒MTR-NO 253307	6PK1015
					ALT, MTR-CODE: OM 602.940, MTR-NO 340126⇒	6PK1020
					ALT, PS, MTR-CODE: OM 602.940, MTR-NO 253308⇒, ⇒MTR-NO 340125	6PK1980
					ALT, PS, MTR-CODE: OM 602.940, ⇒MTR-NO 253307	6PK2000
					ALT, AC, MTR-CODE: OM 602.940, MTR-NO 253308⇒, ⇒MTR-NO 340125	6PK2020
					ALT, AC, MTR-CODE: OM 602.940, ⇒MTR-NO 253307	6PK2030
					ALT, PS, MTR-CODE: OM 602.940, MTR-NO 340126⇒	6PK2040
					ALT, AC, MTR-CODE: OM 602.940, MTR-NO 340126⇒	6PK2050
					ALT, PS, AC, MTR-CODE: OM 602.940, ⇒MTR-NO 340125	6PK2080
					ALT, PS, AC, MTR-CODE: OM 602.940, MTR-NO 340126⇒	6PK2100
				ALT, MTR-CODE: OM 602.940, MTR-NO 253308⇒, ⇒MTR-NO 340125	6PK995	

T1/TN Kasten/Kombi

410 D (611.467, 611.468)

11/88-06/95

OM602.940

70

2874

ALT, MTR-CODE: OM 602.940, ⇒MTR-NO 253307

ALT, MTR-CODE: OM 602.940, MTR-NO 340126⇒

ALT, PS, MTR-CODE: OM 602.940, MTR-NO 253308⇒, ⇒MTR-NO 340125

ALT, PS, MTR-CODE: OM 602.940, ⇒MTR-NO 253307

ALT, AC, MTR-CODE: OM 602.940, MTR-NO 253308⇒, ⇒MTR-NO 340125

ALT, AC, MTR-CODE: OM 602.940, ⇒MTR-NO 253307

ALT, PS, MTR-CODE: OM 602.940, MTR-NO 340126⇒

ALT, AC, MTR-CODE: OM 602.940, MTR-NO 340126⇒

ALT, PS, AC, MTR-CODE: OM 602.940, ⇒MTR-NO 340125

ALT, PS, AC, MTR-CODE: OM 602.940, MTR-NO 340126⇒

ALT, MTR-CODE: OM 602.940, MTR-NO 253308⇒, ⇒MTR-NO 340125

6PK1015

6PK1020

6PK1980

6PK2000

6PK2020

6PK2030

6PK2040

6PK2050

6PK2080

6PK2100

6PK995

72

ALT, MTR-CODE: OM 602.940, ⇒MTR-NO 253307

ALT, MTR-CODE: OM 602.940, MTR-NO 340126⇒

ALT, PS, MTR-CODE: OM 602.940, MTR-NO 253308⇒, ⇒MTR-NO 340125

ALT, PS, MTR-CODE: OM 602.940, ⇒MTR-NO 253307

ALT, AC, MTR-CODE: OM 602.940, MTR-NO 253308⇒, ⇒MTR-NO 340125

ALT, AC, MTR-CODE: OM 602.940, ⇒MTR-NO 253307

ALT, PS, MTR-CODE: OM 602.940, MTR-NO 340126⇒

ALT, AC, MTR-CODE: OM 602.940, MTR-NO 340126⇒

ALT, PS, AC, MTR-CODE: OM 602.940, ⇒MTR-NO 340125

ALT, PS, AC, MTR-CODE: OM 602.940, MTR-NO 340126⇒

ALT, MTR-CODE: OM 602.940, MTR-NO 253308⇒, ⇒MTR-NO 340125

6PK1015

6PK1020

6PK1980

6PK2000

6PK2020

6PK2030

6PK2040

6PK2050

6PK2080

6PK2100

6PK995

T1/TN Pritsche/Fahrgestell

410 D (611.417, 611.418)

11/88-06/95

OM602.940

70

2874

ALT, MTR-CODE: OM 602.940, ⇒MTR-NO 253307

ALT, MTR-CODE: OM 602.940, MTR-NO 340126⇒

ALT, PS, MTR-CODE: OM 602.940, MTR-NO 253308⇒, ⇒MTR-NO 340125

ALT, PS, MTR-CODE: OM 602.940, ⇒MTR-NO 253307

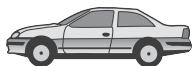
6PK1015

6PK1020

6PK1980

6PK2000





## MERCEDES-BENZ

### T1/TN Pritsche/Fahrgestell

						ALT, AC, MTR-CODE: OM 602.940, MTR-NO 253308⇒, ⇒MTR-NO 340125	6PK2020
						ALT, AC, MTR-CODE: OM 602.940, ⇒MTR-NO 253307	6PK2030
						ALT, PS, MTR-CODE: OM 602.940, MTR-NO 340126⇒	6PK2040
						ALT, AC, MTR-CODE: OM 602.940, MTR-NO 340126⇒	6PK2050
						ALT, PS, AC, MTR-CODE: OM 602.940, ⇒MTR-NO 340125	6PK2080
						ALT, PS, AC, MTR-CODE: OM 602.940, MTR-NO 340126⇒	6PK2100
						ALT, MTR-CODE: OM 602.940, MTR-NO 253308⇒, ⇒MTR-NO 340125	6PK995
			72			ALT, MTR-CODE: OM 602.940, ⇒MTR-NO 253307	6PK1015
						ALT, MTR-CODE: OM 602.940, MTR-NO 340126⇒	6PK1020
						ALT, PS, MTR-CODE: OM 602.940, MTR-NO 253308⇒, ⇒MTR-NO 340125	6PK1980
						ALT, PS, MTR-CODE: OM 602.940, ⇒MTR-NO 253307	6PK2000
						ALT, AC, MTR-CODE: OM 602.940, MTR-NO 253308⇒, ⇒MTR-NO 340125	6PK2020
						ALT, AC, MTR-CODE: OM 602.940, ⇒MTR-NO 253307	6PK2030
						ALT, PS, MTR-CODE: OM 602.940, MTR-NO 340126⇒	6PK2040
						ALT, AC, MTR-CODE: OM 602.940, MTR-NO 340126⇒	6PK2050
						ALT, PS, AC, MTR-CODE: OM 602.940, ⇒MTR-NO 340125	6PK2080
						ALT, PS, AC, MTR-CODE: OM 602.940, MTR-NO 340126⇒	6PK2100
						ALT, MTR-CODE: OM 602.940, MTR-NO 253308⇒, ⇒MTR-NO 340125	6PK995

### T2/L Kasten/Kombi

L 406 DG (309.111, 309.112, 309.113, 309.114, 309.115...)	01/68-12/74	OM615.910	44	2197		ALT, ⇒MTR-NO 007650 ALT, MTR-NO 007651⇒	AVX10X913 AVX10X950
L 408 DG (309.311, 309.312, 309.313, 309.314, 309.315...)	01/70-12/74	OM314.948	63	3782		ALT	AVX13X1250
L 408 G (309.012, 309.013, 309.014, 309.015, 309.016...)	01/68-12/72	M115.II	55	1990		ALT	AVX10X913
	08/72-12/74	M115.928		2197		ALT	AVX10X913
	01/68-12/72	M115.I	63	1990		ALT	AVX10X913
	08/72-12/74	M115.921		2197		ALT	AVX10X913
L 409 (309.011, 309.012, 309.013, 309.014, 309.015...)	01/75-08/82	M115.952	66	2307		ALT, WP	AVX10X940
L 410 (309.011, 309.012, 309.013, 309.014, 309.015...)	08/82-12/88	M102.943	70	2299		ALT	6PK1015
						ALT, PS, AC	6PK1980
L 508 DG (309.411, 309.412, 309.413, 309.414, 309.415...)	01/70-12/88	OM314.946, OM314.948	60	3782		ALT, ⇒MTR-NO 426165	AVX13X1200
			63			ALT, MTR-NO 426166⇒	AVX13X1300
						ALT, ⇒MTR-NO 426165	AVX13X1200
					ALT, MTR-NO 426166⇒	AVX13X1300	
L 608 D (310.311, 310.312, 310.313, 310.314, 310.315...)	01/70-12/88	OM314.948, OM314.967	63	3782		ALT, MTR-CODE: OM314967	2XAVX13X1250
						ALT, MTR-CODE: OM314948, ⇒MTR-NO 426165	AVX13X1250
L 613 D (310.510, 313.424, 313.427, 313.429)	04/77-12/88	OM353.963, OM353.966	96	5700		ALT, MTR-NO 426166⇒	AVX13X1300
						PS	AVX13X975
						ALT	AVX13X1300

### T2/L Kommunalfahrzeug

LF 408 G (309.050, 309.051, 309.052, 309.053, 309.054...)	08/72-12/74	M115.929	55	2197		ALT, FAN	AVX10X925
		M115.927	63			ALT, FAN	AVX10X925
LF 409 G (309.050, 309.051, 309.052, 309.053, 309.054...)	01/75-08/82	M115.952, M115.970, M115.971	66	2307		ALT	AVX10X940

### T2/LN1 Bus

O 609 D (672.072, 672.073)	07/87-12/92	OM364.913	66	3972		ALT PS	2XAVX13X1300 AVX13X950
O 611 D (672.372, 672.373)	07/87-12/92	OM364.952, OM364.954	85	3972		ALT PS	2XAVX13X1300 AVX13X950
O 614 D (672.375,	07/87-12/92	OM364.980,	100	3972		ALT	2XAVX13X1275





## MERCEDES-BENZ

### T2/LN1 Bus

						PS	AVX13X925
<b>T2/LN1 Kasten/Kombi</b>							
507 D (667.361, 667.362)	04/86-04/89	OM616.914	53	2399		ALT PS	AVX13X1025 AVX13X900
508 D (667.361, 667.362)	03/89-12/94	OM601.941	58	2299		ALT, MTR-NO 253307⇒ ALT, ⇒MTR-NO 253306 ALT, PS	6PK1000 6PK1015 6PK2000
609 D (668.061, 668.062, 668.063)	04/86-12/94	OM364.919	63	3972		ALT FAN PS PS	2XAVX13X1300 AVX13X1025 AVX13X925 AVX13X950
	06/94-12/94	OM354.902	77			ALT, WP PS	AVX13X1275 AVX13X925
	04/86-12/94	OM364.906	66			ALT FAN PS PS	2XAVX13X1300 AVX13X1025 AVX13X925 AVX13X950
709 D (669.061, 669.062, 669.063)	04/86-12/94	OM364.921	63	3972		ALT FAN PS PS	2XAVX13X1300 AVX13X1025 AVX13X925 AVX13X950
		OM364.906, OM364.912	66			ALT FAN PS PS	2XAVX13X1300 AVX13X1025 AVX13X925 AVX13X950
		OM364.921	63			ALT FAN PS PS	2XAVX13X1300 AVX13X1025 AVX13X925 AVX13X950
		OM364.906, OM364.912	66			ALT FAN PS PS	2XAVX13X1300 AVX13X1025 AVX13X925 AVX13X950
711 D (669.361, 669.362, 669.363)	04/86-12/94	OM364.957, OM354.902, OM354.903	77	3972		AIRC ALT PS	2XAVX13X1025 2XAVX13X1300 AVX13X950
		OM364.950, OM364.952	85			AIRC ALT PS	2XAVX13X1025 2XAVX13X1300 AVX13X950
714 D (669.361, 669.362, 669.363)	06/94-12/94	OM354.923	103	3972		ALT, WP PS	AVX13X1275 AVX13X925
809 D (670.061, 670.062, 670.063)	04/86-12/94	OM364.921, OM364.920	63	3972		ALT FAN PS PS	2XAVX13X1300 AVX13X1025 AVX13X925 AVX13X950
		OM364.906, OM364.911	66			ALT FAN PS PS	2XAVX13X1300 AVX13X1025 AVX13X925 AVX13X950
811 D (670.362, 670.363)	04/86-12/94	OM364.958, OM354.903, OM354.901	77	3972		AIRC ALT PS	2XAVX13X1025 2XAVX13X1300 AVX13X950
		OM364.950, OM364.952	85			AIRC ALT PS	2XAVX13X1025 2XAVX13X1300 AVX13X950
814 D (670.364, 670.365, 670.366)	11/87-12/94	OM364.986, OM364.981	100	3972		ALT PS	AVX13X1300 AVX13X950
		OM354.924	103			ALT PS	AVX13X1300 AVX13X950
814 DA 4x4 (670.464, 670.465)	11/87-12/94	OM364.987, OM364.984	100	3972		ALT PS	AVX13X1300 AVX13X950
		OM354.925	103			ALT PS	AVX13X1300 AVX13X950

### T2/LN1 Kipper

507 DK (667.341, 667.342)	04/86-04/89	OM616.914	53	2399		ALT PS	AVX13X1025 AVX13X900
508 D (667.301, 667.302, 667.341, 667.342)	03/89-12/94	OM601.941	58	2299		ALT, MTR-NO 253307⇒ ALT, ⇒MTR-NO 253306 ALT, PS	6PK1000 6PK1015 6PK2000
609 DK (668.041, 668.042)	04/86-12/94	OM364.919	63	3972		ALT AIRC PS PS	2XAVX13X1300 AVX13X1025 AVX13X925 AVX13X950
		OM364.906	66			ALT AIRC PS PS	2XAVX13X1300 AVX13X1025 AVX13X925 AVX13X950
709 DK (669.041,	04/86-12/94	OM364.921	63	3972		ALT	2XAVX13X1300





## MERCEDES-BENZ

### T2/LN1 Kipper

↔ 669.042)

						AIRC PS PS	AVX13X1025 AVX13X925 AVX13X950
		OM364.906	66			ALT AIRC PS PS	2XAVX13X1300 AVX13X1025 AVX13X925 AVX13X950
809 DK (670.041, 670.042)	04/86-12/94	OM364.921, OM364.920	63	3972		ALT AIRC PS PS	2XAVX13X1300 AVX13X1025 AVX13X925 AVX13X950
		OM364.906, OM364.911	66			ALT AIRC PS PS	2XAVX13X1300 AVX13X1025 AVX13X925 AVX13X950
811 DK (670.341, 670.342)	04/86-12/94	OM364.958, OM354.903, OM354.901	77	3972		AIRC ALT PS	2XAVX13X1025 2XAVX13X1300 AVX13X950
		OM364.950, OM364.952	85			AIRC ALT PS	2XAVX13X1025 2XAVX13X1300 AVX13X950

### VANEO (414)

1.4	06/02-07/05	M166.940	60	1397		ALT, (Valeo), FOR ALT: 90A, OE-NO 012 154 43 02	AP9055
1.6 (414.700)	02/02-07/05	M166.961	75	1598		ALT, PS, (-AC) ALT, PS, AC ALT, (Valeo), FOR ALT: 90A, OE-NO 012 154 43 02	5PK1290 5PK1750 AP9055  VD1093
			60			ALT, PS, (-AC) ALT, PS, AC ALT, (Valeo), FOR ALT: 90A, OE-NO 012 154 43 02	5PK1290 5PK1750 AP9055  VD1093
1.7 CDI (414.700)	02/02-07/05	OM668.914	55	1689		ALT, (-AC) ALT, AC ALT, (Valeo), FOR ALT: 150A, OE-NO 668 154 01 02, 668 154 02 02, 668 154 03 02 ALT, (Valeo), FOR ALT: 90A, OE-NO 012 154 43 02	5PK1265 5PK1715 AP9014  AP9055  VD1093
			67			ALT, (-AC) ALT, AC ALT, (Valeo), FOR ALT: 150A, OE-NO 668 154 01 02, 668 154 02 02, 668 154 03 02 ALT, (Valeo), FOR ALT: 90A, OE-NO 012 154 43 02	5PK1265 5PK1715 AP9014  AP9055  VD1093
1.9 (414.700)	02/02-07/05	M166.991	92	1898		ALT, PS, (-AC) ALT, PS, AC ALT, (Valeo), FOR ALT: 90A, OE-NO 012 154 43 02	5PK1290 5PK1750 AP9055  VD1093

### V-CLASS (638/2)

V 200 (638.214, 638.294)	02/97-07/03	M111.948, M111.950	95	1998		ALT ALT, AC	6PK2100 6PK2205
V 200 CDI (638.294)	03/99-07/03	OM611.980	75	2151		ALT, (-AC) ALT, (AC) ONLY WITH VD1041, ONLY WITH VD1042, MTR-NO 50 185181⇒ ONLY WITH VD1041, ONLY WITH VD1042, ⇒MTR-NO 50 185180 ALT, (Bosch), OE-NO 012 154 2202, FOR ALT: 90A, OE-NO 012 154 5402, FOR ALT: 120A, OE-NO 012 154 1702, FOR ALT: 150A ALT, (Bosch), OE-NO A 010 154 9502, FOR ALT: 90A, OE-NO A 010 154 9602, FOR ALT: 120A, OE-NO A 011 154 7002, FOR ALT: 150A OE-NO A611 030 10 03, A611 030 14 03, (Code: 170) OE-NO A611 030 02 03, A646 030 09 03, A611 030 05 03	6PK2077 6PK2160 MS16  MS23  AP9010  AP9015  VD1041 VD1042
V 220 CDI (638.294)	03/99-07/03	OM611.980	90	2151		ALT, (-AC) ALT, (AC) ONLY WITH VD1041, ONLY WITH VD1042, MTR-NO 50 185181⇒	6PK2077 6PK2160 MS16





## MERCEDES-BENZ

### V-CLASS (638/2)

					ONLY WITH VD1041, ONLY WITH VD1042, MS23 ⇒MTR-NO 50 185180 ALT, (Bosch), OE-NO 012 154 2202, FOR AP9010 ALT: 90A, OE-NO 012 154 5402, FOR ALT: 120A, OE-NO 012 154 1702, FOR ALT: 150A ALT, (Bosch), OE-NO A 010 154 9502, FOR AP9015 ALT: 90A, OE-NO A 010 154 9602, FOR ALT: 120A, OE-NO A 011 154 7002, FOR ALT: 150A OE-NO A611 030 10 03, A611 030 14 03, VD1041 (Code: 170) OE-NO A611 030 02 03, A646 030 09 03, VD1042 A611 030 05 03
V 230 (638.234, 638.294)	10/96-07/03	M111.978	105	2295	ALT ALT, AC 6PK2100 6PK2205
V 230 TD (638.274)	09/96-07/03	OM601.970	72	2299	ALT, (PS) PS, AC ALT, (Bosch), FOR ALT: 90A, OE-NO 011 154 05 02, 010 154 49 02, FOR ALT: 115A, OE-NO 010 154 03 02, 010 154 74 02, FOR ALT: 150A, OE-NO 010 154 77 02 6PK2020 6PK2100 AP9060
V 280 (638.244, 638.294)	08/97-07/03	M104.900	128	2792	ALT, PS, AC ALT, PS, (-AC) 7DPK1360 7PK1290

### VIANO (W639)

3.0	09/03-	M112.951	140	3199	ALT 6PK2370
3.2	09/03-	M112.951	160	3199	ALT 6PK2370
3.5	09/07-	M272.979	190	3498	ALT ALT, (Bosch), FOR ALT: 150A, OE-NO 271 154 10 02 6PK2404 AP9020
3.7	06/04-	M112.976	170	3724	ALT 6PK2370
CDI 2.0	09/03-	OM646.982	80	2148	ALT, (-PTO) ALT, (-PTO) ALT, ⇒CH-NO 158569, (PTO) ⇒CH-NO 158569, ⇒MTR-NO 50 222461, ALT, (PTO) ALT, CH-NO 158570⇒, (PTO) ONLY WITH VD1041, ONLY WITH VD1042, MTR-NO 50 222462⇒ ONLY WITH VD1041, ONLY WITH VD1042, ⇒MTR-NO 50 222461 MS23 ALT, (Bosch), FOR ALT: 200A, OE-NO 013 154 10 02, 013 154 21 02, FOR ALT: 120A, OE-NO 014 154 27 02 AP9010 ALT, (Valeo), FOR ALT: 180A, OE-NO 646 154 01 02, 646 154 11 02 AP9050 OE-NO A611 030 10 03, A611 030 14 03 VD1041 OE-NO A611 030 02 03, A646 030 09 03, VD1042 A611 030 05 03
	08/05-		85		ALT ALT, (2x ALT) ALT, (Bosch), FOR ALT: 120A, OE-NO 014 154 27 02, FOR ALT: 200A, OE-NO 013 154 10 02, 013 154 21 02 ALT, (Valeo), FOR ALT: 180A, OE-NO 646 154 01 02, 646 154 11 02 AP9050
	07/10-	OM651.940	100	2143	ALT, (Valeo), FOR ALT: 120A, OE-NO 014 154 27 02 AP9010 ALT, (Valeo), FOR ALT: 180A, OE-NO 013 154 68 02, 000 906 79 00, MTR-CODE: OM 651.940 AP9050
CDI 2.0 4-matic	07/05-	OM646.982	80	2148	ALT, (-PTO) ALT, (-PTO) ALT, ⇒CH-NO 158569, (PTO) ⇒CH-NO 158569, ⇒MTR-NO 50 222461, ALT, (PTO) ALT, CH-NO 158570⇒, (PTO) ONLY WITH VD1041, ONLY WITH VD1042, MTR-NO 50 222462⇒ ONLY WITH VD1041, ONLY WITH VD1042, ⇒MTR-NO 50 222461 MS23 ALT, (Bosch), FOR ALT: 200A, OE-NO 013 154 10 02, 013 154 21 02, FOR ALT: 120A, OE-NO 014 154 27 02 AP9010 ALT, (Valeo), FOR ALT: 180A, OE-NO 646 154 01 02, 646 154 11 02 AP9050 (PTO) VD1041 (-PTO) VD1042



## MERCEDES-BENZ

VIANO (W639)						
	07/10-	OM651.940	100	2143	ALT, (Valeo), FOR ALT: 180A, OE-NO 013 154 68 02, 000 906 79 00, MTR-CODE: OM 651.940	<b>AP9050</b>
CDI 2.2	09/03-	OM646.982	110	2148	ALT, (-PTO) ALT, (-PTO) ALT, ⇒CH-NO 158569, (PTO) ⇒CH-NO 158569, ⇒MTR-NO 50 222461, ALT, (PTO) ALT, CH-NO 158570⇒, (PTO) ONLY WITH VD1041, ONLY WITH VD1042, MTR-NO 50 222462⇒ ONLY WITH VD1041, ONLY WITH VD1042, ⇒MTR-NO 50 222461 ALT, (Bosch), FOR ALT: 200A, OE-NO 013 154 1002, 013 154 2102, FOR ALT: 120A, OE-NO 014 154 27 02 ALT, (Valeo), FOR ALT: 180A, OE-NO 646 154 01 02, 646 154 11 02 OE-NO A611 030 10 03, A611 030 14 03 OE-NO A611 030 02 03, A646 030 09 03, A611 030 05 03	<b>6PK2260</b> <b>6PK2260D3</b> <b>6PK2271</b> <b>6PK2271D2</b>  <b>6PK2280</b> <b>MS16</b>  <b>MS23</b>  <b>AP9010</b>  <b>AP9050</b>  <b>VD1041</b> <b>VD1042</b>
	07/10-	OM651.940	120	2143	ALT, (Valeo), FOR ALT: 120A, OE-NO 014 154 27 02 ALT, (Valeo), FOR ALT: 180A, OE-NO 013 154 68 02, 000 906 79 00	<b>AP9010</b> <b>AP9050</b>
CDI 2.2 4-matic	07/05-	OM646.982	110	2148	ALT, (-PTO) ALT, (-PTO) ALT, ⇒CH-NO 158569, (PTO) ⇒CH-NO 158569, ⇒MTR-NO 50 222461, ALT, (PTO) ALT, CH-NO 158570⇒, (PTO) ONLY WITH VD1041, ONLY WITH VD1042, MTR-NO 50 222462⇒ ONLY WITH VD1041, ONLY WITH VD1042, ⇒MTR-NO 50 222461 ALT, (Bosch), FOR ALT: 90A, OE-NO 646 154 00 02, FOR ALT: 120A, OE-NO 014 154 27 02, FOR ALT: 200A, OE-NO 013 154 10 02 ALT, (Valeo), FOR ALT: 180A, OE-NO 646 154 01 02, 646 154 11 02 (PTO) (-PTO)	<b>6PK2260</b> <b>6PK2260D3</b> <b>6PK2271</b> <b>6PK2271D2</b>  <b>6PK2280</b> <b>MS16</b>  <b>MS23</b>  <b>AP9010</b>  <b>AP9050</b>  <b>VD1041</b> <b>VD1042</b>
	07/10-	OM651.940	120	2143	ALT, (Valeo), FOR ALT: 180A, OE-NO 013 154 68 02, 000 906 79 00, MTR-CODE: OM 651.940	<b>AP9050</b>
CDI 3.0	03/06-	OM642.990	150	2987	FAN ALT	<b>6PK691 ELAST</b> <b>7PK2035</b>
VITO / MIXTO Kasten (W639)						
109 CDI	09/03-	OM646.983	65	2148	ALT, (-PTO) ALT, (-PTO) ALT, ⇒CH-NO 158569, (PTO) ⇒CH-NO 158569, ⇒MTR-NO 50 222462, ALT, (PTO) ALT, CH-NO 158570⇒, (PTO) ONLY WITH VD1041, ONLY WITH VD1042, MTR-NO 50 222462⇒ ONLY WITH VD1041, ONLY WITH VD1042, ⇒MTR-NO 50 222461 ALT, (Bosch), FOR ALT: 200A, OE-NO 013 154 1002, 013 154 2102 ALT, (Valeo), FOR ALT: 180A, OE-NO 646 154 01 02, 646 154 11 02 (PTO) (-PTO)	<b>6PK2260</b> <b>6PK2260D3</b> <b>6PK2271</b> <b>6PK2271D2</b>  <b>6PK2280</b> <b>MS16</b>  <b>MS23</b>  <b>AP9010</b>  <b>AP9050</b>  <b>VD1041</b> <b>VD1042</b>
109 CDi	08/06-	OM646.981	70	2148	ALT, (-AC) ALT, (-AC) ALT, (AC), ⇒CH-NO 158569 ALT, (AC), ⇒CH-NO 158569, ⇒MTR-NO 50 222461 ALT, (AC), CH-NO 158570⇒ ONLY WITH VD1041, ONLY WITH VD1042, MTR-NO 50 222462⇒ ONLY WITH VD1041, ONLY WITH VD1042, ⇒MTR-NO 50 222461 ALT, (Bosch), FOR ALT: 120A, OE-NO 014 154 2702 ALT, (Valeo), FOR ALT: 180A, OE-NO 646	<b>6PK2260</b> <b>6PK2260D3</b> <b>6PK2271</b> <b>6PK2271D2</b>  <b>6PK2285</b> <b>MS16</b>  <b>MS23</b>  <b>AP9010</b>  <b>AP9050</b>





MERCEDES-BENZ

## MERCEDES-BENZ

VITO / MIXTO Kasten (W639)

					154 01 02, 646 154 11 02 (AC) (-AC)	VD1041 VD1042
110 CDI	09/10-	OM651.940	70	2143	ALT, (Valeo), FOR ALT: 120A, OE-NO 014 154 27 02, MTR-CODE: OM 651.940 ALT, (Valeo), FOR ALT: 180A, OE-NO 013 154 68 02, 000 906 79 00, MTR-CODE: OM 651.940	AP9010 AP9050
111 CDI	09/03-	OM646.982	80	2148	ALT, (-PTO) ALT, (-PTO) ALT, ⇒CH-NO 158569, (PTO) ⇒CH-NO 158569, ⇒MTR-NO 50 222461, ALT, (PTO) ALT, CH-NO 158570⇒, (PTO) ONLY WITH VD1041, ONLY WITH VD1042, MTR-NO 50 222462⇒ ONLY WITH VD1041, ONLY WITH VD1042, ⇒MTR-NO 50 222461 ALT, (Bosch), FOR ALT: 200A, OE-NO 013 154 1002, 013 154 2102, FOR ALT: 120A, OE-NO 014 154 27 02 ALT, (Valeo), FOR ALT: 180A, OE-NO 646 154 01 02, 646 154 11 02 OE-NO A611 030 10 03, A611 030 14 03 OE-NO A611 030 02 03, A646 030 09 03, A611 030 05 03	6PK2260 6PK2260D3 6PK2271 6PK2271D2  6PK2280 MS16  MS23  AP9010  AP9050  VD1041 VD1042
	09/07-		85		ALT, (-PTO) ALT, (-PTO) ALT, ⇒CH-NO 158569, (PTO) ⇒CH-NO 158569, ⇒MTR-NO 50 222461, ALT, (PTO) ALT, CH-NO 158570⇒, (PTO) ONLY WITH VD1041, ONLY WITH VD1042, MTR-NO 50 222462⇒ ONLY WITH VD1041, ONLY WITH VD1042, ⇒MTR-NO 50 222461 ALT, (Bosch), FOR ALT: 200A, OE-NO 013 154 1002, 013 154 2102, FOR ALT: 120A, OE-NO 014 154 27 02 ALT, (Valeo), FOR ALT: 180A, OE-NO 646 154 01 02, 646 154 11 02 (PTO) (-PTO)	6PK2260 6PK2260D3 6PK2271 6PK2271D2  6PK2280 MS16  MS23  AP9010  AP9050  VD1041 VD1042
111 CDI 4x4	09/07-	OM646.982	80	2148	ALT, (-PTO) ALT, (-PTO) ALT, ⇒CH-NO 158569, (PTO) ⇒CH-NO 158569, ⇒MTR-NO 50 222461, ALT, (PTO) ALT, CH-NO 158570⇒, (PTO) ONLY WITH VD1041, ONLY WITH VD1042, MTR-NO 50 222462⇒ ONLY WITH VD1041, ONLY WITH VD1042, ⇒MTR-NO 50 222461 ALT, (Bosch), FOR ALT: 200A, OE-NO 013 154 1002, 013 154 2102, FOR ALT: 120A, OE-NO 014 154 27 02 ALT, (Valeo), FOR ALT: 180A, OE-NO 646 154 01 02, 646 154 11 02 (PTO) (-PTO)	6PK2260 6PK2260D3 6PK2271 6PK2271D2  6PK2280 MS16  MS23  AP9010  AP9050  VD1041 VD1042
113 CDI	09/10-	OM651.940	100	2143	ALT, (Valeo), FOR ALT: 120A, OE-NO 014 154 27 02 ALT, (Valeo), FOR ALT: 180A, OE-NO 013 154 68 02, 000 906 79 00	AP9010 AP9050
115 CDI	09/03-	OM646.982	110	2148	ALT, (-PTO) ALT, (-PTO) ALT, ⇒CH-NO 158569, (PTO) ⇒CH-NO 158569, ⇒MTR-NO 50 222461, ALT, (PTO) ALT, CH-NO 158570⇒, (PTO) ONLY WITH VD1041, ONLY WITH VD1042, MTR-NO 50 222462⇒ ONLY WITH VD1041, ONLY WITH VD1042, ⇒MTR-NO 50 222461 ALT, (Bosch), FOR ALT: 200A, OE-NO 013 154 1002, 013 154 2102, FOR ALT: 120A, OE-NO 014 154 27 02 ALT, (Valeo), FOR ALT: 180A, OE-NO 646 154 01 02, 646 154 11 02	6PK2260 6PK2260D3 6PK2271 6PK2271D2  6PK2280 MS16  MS23  AP9010  AP9050





## MERCEDES-BENZ

VITO / MIXTO Kasten (W639)							
						OE-NO A611 030 10 03, A611 030 14 03 OE-NO A611 030 02 03, A646 030 09 03, A611 030 05 03	<b>VD1041</b> <b>VD1042</b>
115 CDI 4x4	09/07-	OM646.982	110	2148		ALT, (-PTO) ALT, (-PTO) ALT, ⇒CH-NO 158569, (PTO) ⇒CH-NO 158569, ⇒MTR-NO 50 222461, ALT, (PTO) ALT, CH-NO 158570⇒, (PTO) ONLY WITH VD1041, ONLY WITH VD1042, MTR-NO 50 222462⇒ ONLY WITH VD1041, ONLY WITH VD1042, ⇒MTR-NO 50 222461 ALT, (Bosch), FOR ALT: 200A, OE-NO 013 154 1002, 013 154 2102, FOR ALT: 120A, OE-NO 014 154 27 02 ALT, (Valeo), FOR ALT: 180A, OE-NO 646 154 01 02, 646 154 11 02 (PTO) (-PTO)	<b>6PK2260</b> <b>6PK2260D3</b> <b>6PK2271</b> <b>6PK2271D2</b>  <b>6PK2280</b> <b>MS16</b>  <b>MS23</b>  <b>AP9010</b>  <b>AP9050</b>  <b>VD1041</b> <b>VD1042</b>
116 CDI	09/10-	OM651.940	120	2143		ALT, (Valeo), FOR ALT: 120A, OE-NO 014 154 27 02, MTR-CODE: OM 651.940 ALT, (Valeo), FOR ALT: 180A, OE-NO 013 154 68 02, 000 906 79 00, MTR-CODE: OM 651.940	<b>AP9010</b>  <b>AP9050</b>
119	09/03-	M112.951	140	3199		ALT	<b>6PK2370</b>
120 CDI	09/07-	OM642.990	150	2987		AC ALT ALT, (Bosch), FOR ALT: 200A, OE-NO 013 154 10 02, 013 154 21 02, FOR ALT: 120A, OE-NO 014 154 27 02	<b>6PK691 ELAST</b> <b>7PK2035</b> <b>AP9010</b>
122	09/03-	M112.951	160	3199		ALT	<b>6PK2370</b>
123 (639.603)	06/04-07/08	M112.976	170	3724		ALT	<b>6PK2370</b>
126	09/07-	M272.978	190	3498		ALT	<b>6PK2404</b>
VITO Bus (638)							
108 CDI 2.2 (638.194)	03/99-07/03	OM611A (60KWCDI)	60	2148		ALT, (-AC) ALT, (AC) ALT, (Bosch), OE-NO 012 154 2202, FOR ALT: 90A, OE-NO 012 154 54023, FOR ALT: 120A, OE-NO 012 154 1702, FOR ALT: 150A ALT, (Bosch), OE-NO A 010 154 9502, FOR ALT: 90A, OE-NO A 010 154 9602, FOR ALT: 120A, OE-NO A 011 154 7002, FOR ALT: 150A	<b>6PK2077</b> <b>6PK2160</b> <b>AP9010</b>  <b>AP9015</b>
108 D 2.3 (638.164)	02/96-07/03	OM601.942	58	2299		PS PS, AC ALT, (Bosch), FOR ALT: 150A, OE-NO 010 154 77 02, 010 154 16 02	<b>6PK2000</b> <b>6PK2080</b> <b>AP9060</b>
110 CDI 2.2 (638.194)	03/99-07/03	OM611LA (75KWCDI)	75	2148		ALT, (-AC) ALT, (AC) ALT, (Bosch), OE-NO 012 154 2202, FOR ALT: 90A, OE-NO 012 154 5402, FOR ALT: 120A, OE-NO 012 154 1702, FOR ALT: 150A ALT, (Bosch), OE-NO A 010 154 9502, FOR ALT: 90A, OE-NO A 010 154 9602, FOR ALT: 120A, OE-NO A 011 154 7002, FOR ALT: 150A	<b>6PK2077</b> <b>6PK2160</b> <b>AP9010</b>  <b>AP9015</b>
110 TD 2.3 (638.174)	02/96-07/03	OM601.970	72	2299		PS, (-AC) PS, (AC) ALT, (Bosch), FOR ALT: 90A, OE-NO 011 154 05 02, 010 154 49 02, FOR ALT: 115A, OE-NO 010 154 03 02, 010 154 74 02, FOR ALT: 150A, OE-NO 010 154 77 02	<b>6PK2020</b> <b>6PK2100</b> <b>AP9060</b>
112 CDI 2.2 (638.194)	03/99-07/03	OM611.980	90	2151		ALT, (-AC) ALT, (AC) ONLY WITH VD1041, ONLY WITH VD1042, MTR-NO 50 185181⇒ ONLY WITH VD1041, ONLY WITH VD1042, ⇒MTR-NO 50 185180 ALT, (Bosch), FOR ALT: 90A, OE-NO 012 154 22 02, FOR ALT: 120A, OE-NO 012 154 54 02, FOR ALT: 150A, OE-NO 012 154 17 02 ALT, (Bosch), OE-NO A 010 154 9502, FOR ALT: 90A, OE-NO A 010 154 9602, FOR ALT: 120A, OE-NO A 011 154 7002, FOR	<b>6PK2077</b> <b>6PK2160</b> <b>MS16</b>  <b>MS23</b>  <b>AP9010</b>  <b>AP9015</b>

**MERCEDES-BENZ**



**MERCEDES-BENZ**

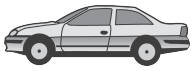
**VITO Bus (638)**

					ALT: 150A OE-NO A611 030 10 03, A611 030 14 03, (Code: 170) <b>VD1041</b> OE-NO A611 030 02 03, A646 030 09 03, A611 030 05 03 <b>VD1042</b>
113 2.0 (638.114, 638.194)	02/96-07/03	M111.948, M111.950	95	1998	ALT, (-AC) <b>6PK2100</b> ALT, (AC) <b>6PK2205</b>
114 2.3 (638.134, 638.194)	12/96-07/03	M111.978	105	2295	ALT, (-AC) <b>6PK2100</b> ALT, (AC) <b>6PK2205</b>

**VITO Bus (W639)**

109 CDI	09/03-	OM646.983	65	2148	ALT, (-PTO) <b>6PK2260</b> ALT, (-PTO) <b>6PK2260D3</b> ALT, ⇒CH-NO 158569, (PTO) <b>6PK2271</b> ⇒CH-NO 158569, ⇒MTR-NO 50 222462, ALT, (PTO) <b>6PK2271D2</b> ALT, CH-NO 158570⇒, (PTO) <b>6PK2280</b> ONLY WITH VD1041, ONLY WITH VD1042, MTR-NO 50 222462⇒ <b>MS16</b> ONLY WITH VD1041, ONLY WITH VD1042, ⇒MTR-NO 50 222461 <b>MS23</b> ALT, (Bosch), FOR ALT: 200A, OE-NO 013 154 1002, 013 154 2102 <b>AP9010</b> ALT, (Valeo), FOR ALT: 180A, OE-NO 646 154 01 02, 646 154 11 02 <b>AP9050</b> (PTO) <b>VD1041</b> (-PTO) <b>VD1042</b>
	09/06-	OM646.980	70		ALT, (Bosch), OE-NO 013 154 1002, FOR ALT: 200A <b>AP9010</b> ALT, (Valeo), FOR ALT: 180A, OE-NO 646 154 01 02, 646 154 11 02 <b>AP9050</b>
109 CDI 4x4	09/07-	OM646.981	70	2148	ALT, (-AC) <b>6PK2260</b> ALT, (-AC) <b>6PK2260D3</b> ALT, (AC), ⇒CH-NO 158569 <b>6PK2271</b> ALT, (AC), ⇒CH-NO 158569, ⇒MTR-NO 50 222461 <b>6PK2271D2</b> ALT, (AC), CH-NO 158570⇒ <b>6PK2285</b> ONLY WITH VD1041, ONLY WITH VD1042, MTR-NO 50 222462⇒ <b>MS16</b> ONLY WITH VD1041, ONLY WITH VD1042, ⇒MTR-NO 50 222461 <b>MS23</b> ALT, (Bosch), FOR ALT: 120A, OE-NO 014 154 27 02 <b>AP9010</b> ALT, (Valeo), FOR ALT: 180A, OE-NO 646 154 01 02, 646 154 11 02 <b>AP9050</b> (AC) <b>VD1041</b> (-AC) <b>VD1042</b>
110 CDI	09/10-	OM651.940	70	2143	ALT, (Valeo), FOR ALT: 120A, OE-NO 014 154 27 02, MTR-CODE: OM 651.940 <b>AP9010</b> ALT, (Valeo), FOR ALT: 180A, OE-NO 013 154 68 02, 000 906 79 00, MTR-CODE: OM 651.940 <b>AP9050</b>
111 CDI	09/03-	OM646.982	80	2148	ALT, (-PTO) <b>6PK2260</b> ALT, (-PTO) <b>6PK2260D3</b> ALT, ⇒CH-NO 158569, (PTO) <b>6PK2271</b> ⇒CH-NO 158569, ⇒MTR-NO 50 222461, ALT, (PTO) <b>6PK2271D2</b> ALT, CH-NO 158570⇒, (PTO) <b>6PK2280</b> ONLY WITH VD1041, ONLY WITH VD1042, MTR-NO 50 222462⇒ <b>MS16</b> ONLY WITH VD1041, ONLY WITH VD1042, ⇒MTR-NO 50 222461 <b>MS23</b> ALT, (Bosch), FOR ALT: 200A, OE-NO 013 154 1002, 013 154 2102, FOR ALT: 120A, OE-NO 014 154 27 02 <b>AP9010</b> ALT, (Valeo), FOR ALT: 180A, OE-NO 646 154 01 02, 646 154 11 02 <b>AP9050</b> OE-NO A611 030 10 03, A611 030 14 03 OE-NO A611 030 02 03, A646 030 09 03, A611 030 05 03 <b>VD1041</b> <b>VD1042</b>
	09/07-		85		ALT, (-PTO) <b>6PK2260</b> ALT, (-PTO) <b>6PK2260D3</b> ALT, ⇒CH-NO 158569, (PTO) <b>6PK2271</b> ⇒CH-NO 158569, ⇒MTR-NO 50 222461, ALT, (PTO) <b>6PK2271D2</b> ALT, CH-NO 158570⇒, (PTO) <b>6PK2280</b> ONLY WITH VD1041, ONLY WITH VD1042, MTR-NO 50 222462⇒ <b>MS16</b> ONLY WITH VD1041, ONLY WITH VD1042, ⇒MTR-NO 50 222461 <b>MS23</b>





## MERCEDES-BENZ

VITO Bus (W639)

					⇒MTR-NO 50 222461 ALT, (Bosch), FOR ALT: 200A, OE-NO 013 154 1002, 013 154 2102, FOR ALT: 120A, OE-NO 014 154 27 02 ALT, (Valeo), FOR ALT: 180A, OE-NO 646 154 01 02, 646 154 11 02 (PTO) (-PTO)	<b>AP9010</b> <b>AP9050</b> <b>VD1041</b> <b>VD1042</b>
111 CDI 4x4	09/07-	OM646.982	80	2148	ALT, (-PTO) ALT, (-PTO) ALT, ⇒CH-NO 158569, (PTO) ⇒CH-NO 158569, ⇒MTR-NO 50 222461, ALT, (PTO) ALT, CH-NO 158570⇒, (PTO) ONLY WITH VD1041, ONLY WITH VD1042, MTR-NO 50 222462⇒ ONLY WITH VD1041, ONLY WITH VD1042, ⇒MTR-NO 50 222461 ALT, (Bosch), FOR ALT: 200A, OE-NO 013 154 1002, 013 154 2102, FOR ALT: 120A, OE-NO 014 154 27 02 ALT, (Valeo), FOR ALT: 180A, OE-NO 646 154 01 02, 646 154 11 02 (PTO) (-PTO)	<b>6PK2260</b> <b>6PK2260D3</b> <b>6PK2271</b> <b>6PK2271D2</b> <b>6PK2280</b> <b>MS16</b> <b>MS23</b> <b>AP9010</b> <b>AP9050</b> <b>VD1041</b> <b>VD1042</b>
113 CDI	09/10-	OM651.940	100	2143	ALT, (Valeo), FOR ALT: 120A, OE-NO 014 154 27 02, MTR-CODE: OM 651.940 ALT, (Valeo), FOR ALT: 180A, OE-NO 013 154 68 02, 000 906 79 00, MTR-CODE: OM 651.940	<b>AP9010</b> <b>AP9050</b>
113 CDI 4x4	09/10-	OM651.940	100	2143	ALT, (Valeo), FOR ALT: 180A, OE-NO 013 154 68 02, 000 906 79 00, MTR-CODE: OM 651.940	<b>AP9050</b>
115 CDI	09/03-	OM646.982	110	2148	ALT, (-PTO) ALT, (-PTO) ALT, ⇒CH-NO 158569, (PTO) ⇒CH-NO 158569, ⇒MTR-NO 50 222461, ALT, (PTO) ALT, CH-NO 158570⇒, (PTO) ONLY WITH VD1041, ONLY WITH VD1042, MTR-NO 50 222462⇒ ONLY WITH VD1041, ONLY WITH VD1042, ⇒MTR-NO 50 222461 ALT, (Bosch), FOR ALT: 200A, OE-NO 013 154 1002, 013 154 2102, FOR ALT: 120A, OE-NO 014 154 27 02 ALT, (Valeo), FOR ALT: 180A, OE-NO 646 154 01 02, 646 154 11 02 OE-NO A611 030 10 03, A611 030 14 03 OE-NO A611 030 02 03, A646 030 09 03, A611 030 05 03	<b>6PK2260</b> <b>6PK2260D3</b> <b>6PK2271</b> <b>6PK2271D2</b> <b>6PK2280</b> <b>MS16</b> <b>MS23</b> <b>AP9010</b> <b>AP9050</b> <b>VD1041</b> <b>VD1042</b>
115 CDI 4x4	09/07-	OM646.982	110	2148	ALT, (-PTO) ALT, (-PTO) ALT, ⇒CH-NO 158569, (PTO) ⇒CH-NO 158569, ⇒MTR-NO 50 222461, ALT, (PTO) ALT, CH-NO 158570⇒, (PTO) ONLY WITH VD1041, ONLY WITH VD1042, MTR-NO 50 222462⇒ ONLY WITH VD1041, ONLY WITH VD1042, ⇒MTR-NO 50 222461 ALT, (Bosch), FOR ALT: 200A, OE-NO 013 154 10 02, 013 154 21 02, FOR ALT: 120A, OE-NO 014 154 27 02 ALT, (Valeo), FOR ALT: 180A, OE-NO 646 154 01 02, 646 154 11 02 (PTO) (-PTO)	<b>6PK2260</b> <b>6PK2260D3</b> <b>6PK2271</b> <b>6PK2271D2</b> <b>6PK2280</b> <b>MS16</b> <b>MS23</b> <b>AP9010</b> <b>AP9050</b> <b>VD1041</b> <b>VD1042</b>
116 CDI	09/10-	OM651.940	120	2143	ALT, (Valeo), FOR ALT: 120A, OE-NO 014 154 27 02, MTR-CODE: OM 651.940 ALT, (Valeo), FOR ALT: 180A, OE-NO 013 154 68 02, 000 906 79 00, MTR-CODE: OM 651.940	<b>AP9010</b> <b>AP9050</b>
116 CDI 4x4	09/10-	OM651.940	120	2143	ALT, (Valeo), FOR ALT: 180A, OE-NO 013 154 68 02, 000 906 79 00, MTR-CODE: OM 651.940	<b>AP9050</b>
119	09/03-	M112.951	140	3199	ALT	<b>6PK2370</b>
120 CDI	09/07-	OM642.990	150	2987	AC	<b>6PK691 ELAST</b>



**MERCEDES-BENZ (BBDC)**

## MERCEDES-BENZ

### VITO Bus (W639)

					ALT ALT, (Bosch), FOR ALT: 200A, OE-NO 013 154 10 02, 013 154 21 02, FOR ALT: 120A, OE-NO 014 154 27 02	<b>7PK2035</b> <b>AP9010</b>
122	09/03-	M112.951	160	3199	ALT	<b>6PK2370</b>
123	06/04-	M112.976	170	3724	ALT	<b>6PK2370</b>
126	09/07-	M272.978	190	3498	ALT	<b>6PK2404</b>

### VITO Kasten (638)

108 CDI 2.2 (638.094)	03/99-07/03	OM611A (60KWCDI)	60	2151	ALT, PS, (-AC) ALT, PS, AC ALT, (Bosch), OE-NO 012 154 2202, FOR ALT: 90A, OE-NO 012 154 5402, FOR ALT: 120A, OE-NO 012 154 1702, FOR ALT: 150A ALT, (Bosch), OE-NO A 010 154 9502, FOR ALT: 90A, OE-NO A 010 154 9602, FOR ALT: 120A, OE-NO A 011 154 7002, FOR ALT: 150A	<b>6PK2077</b> <b>6PK2160</b> <b>AP9010</b>  <b>AP9015</b>
108 D 2.3 (638.064)	03/97-07/03	OM601.942	58	2299	ALT, PS ALT, PS, AC ALT, (Bosch), FOR ALT: 150A, OE-NO 010 154 77 02, 010 154 16 02	<b>6PK2000</b> <b>6PK2080</b> <b>AP9060</b>
110 CDI 2.2 (638.094)	03/99-07/03	OM611LA (75KWCDI)	75	2151	ALT, (-AC) ALT, (AC) ALT, (Bosch), OE-NO 012 154 2202, FOR ALT: 90A, OE-NO 012 154 5402, FOR ALT: 120A, OE-NO 012 154 1702, FOR ALT: 150A ALT, (Bosch), OE-NO A 010 154 9502, FOR ALT: 90A, OE-NO A 010 154 9602, FOR ALT: 120A, OE-NO A 011 154 7002, FOR ALT: 150A	<b>6PK2077</b> <b>6PK2160</b> <b>AP9010</b>  <b>AP9015</b>
110 D 2.3 (638.074)	03/97-07/03	OM601.970	72	2299	ALT, PS ALT, PS, AC ALT, (Bosch), FOR ALT: 90A, OE-NO 011 154 05 02, 010 154 49 02, FOR ALT: 115A, OE-NO 010 154 03 02, 010 154 74 02, FOR ALT: 150A, OE-NO 010 154 77 02	<b>6PK2030</b> <b>6PK2100</b> <b>AP9060</b>
112 CDI 2.2 (638.094)	03/99-07/03	OM611.980	90	2151	ALT, (-AC) ALT, (AC) ONLY WITH VD1041, ONLY WITH VD1042, MTR-NO 50 185181⇒ ONLY WITH VD1041, ONLY WITH VD1042, ⇒MTR-NO 50 185180 ALT, (Bosch), FOR ALT: 90A, OE-NO 012 154 22 02, FOR ALT: 120A, OE-NO 012 154 54 02, FOR ALT: 150A, OE-NO 012 154 17 02 ALT, (Bosch), OE-NO A 010 154 9502, FOR ALT: 90A, OE-NO A 010 154 9602, FOR ALT: 120A, OE-NO A 011 154 7002, FOR ALT: 150A OE-NO A611 030 10 03, A611 030 14 03, (Code: 170) OE-NO A611 030 02 03, A646 030 09 03, A611 030 05 03	<b>6PK2077</b> <b>6PK2160</b> <b>MS16</b> <b>MS23</b>  <b>AP9010</b>  <b>AP9015</b>  <b>VD1041</b> <b>VD1042</b>

## MERCEDES-BENZ (BBDC)

### C-CLASS (W204)

C 200 K	03/08-	M271.950	135	1796	AC ALT, (-AC) ALT, (AC) ALT, (Valeo), FOR ALT: 120A, OE-NO 271 154 14 02, FOR ALT: 150A, OE-NO 271 154 15 02	<b>6PK1352</b> <b>6PK1775</b> <b>6PK1870</b> <b>AP9026</b>
C 230	05/08-10/09	M272.921	150	2496	ALT	<b>6PK2404</b>
C 280	03/08-01/09	M272.947	170	2996	ALT	<b>6PK2404</b>

### E-CLASS (W211)

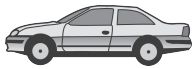
1.8 E200	11/05-	M271.941	120	1796	AC ALT, (AC)	<b>6PK1352</b> <b>6PK1870</b>
	09/06-	M271.956	135		AC ALT, (AC)	<b>6PK1352</b> <b>6PK1870</b>
2.5 E230	11/05-	M272.922	150	2496	ALT, (-AC) ALT, (AC)	<b>6PK2055</b> <b>6PK2155</b>
3.0 E280	11/05-	M272.943	170	2998	ALT	<b>6PK2390</b>
3.5 E350	11/05-	M272.964	200	3495	ALT	<b>6PK2390</b>





<b>MG</b>							
<b>MAESTRO</b>							
↔ 2.0 EFi	10/84-09/90		86	1994		ALT, 01/1986⇒ PS, ⇒12/1985 PS, 01/1986⇒ ALT, ⇒12/1985 CA, 01/1986⇒ CA, 01/1986⇒	4PK890 AVX10X700 AVX10X750 AVX10X950
					<b>CT718</b> <b>CT718K2</b>		
<b>MG TF</b>							
115	03/02-	16K4F	85	1588		PS ALT, AC ALT, (-AC) CA, (AUTOM-TP) CA, (AUTOM-TP)	3PK750 5PK1200 5PK736
					<b>CT974</b> <b>CT974K1</b>		
120	03/02-	18K4F	88	1796		PS ALT, AC ALT, (-AC) CA, (AUTOM-TP) CA, (AUTOM-TP)	3PK750 5PK1200 5PK736
					<b>CT974</b> <b>CT974K1</b>		
135	03/02-	18K4F	100	1796		ALT, (AC) ALT, (-AC) CA, (MANL-TP) CA, (MANL-TP) CA, (AUTOM-TP) CA, (AUTOM-TP)	5PK1200 5PK736
					<b>CT708</b> <b>CT708K1</b> <b>CT974</b> <b>CT974K1</b>		
160	03/02-	18K4K	118	1796		ALT, AC ALT, (-AC) CA CA CA	5PK1200 5PK736
					<b>CT1112</b> <b>CT929</b> <b>CT929K2</b>		
<b>MG ZR</b>							
105	06/01-04/05	14K4F	76	1396		PS ALT, (AC), ⇒CH-NO YD471564 ALT, (AC), CH-NO YD471565⇒ ALT, (-AC) CA, (MECH-TP) CA CA, (AUTOM-TP) CA, (AUTOM-TP)	3PK750 5PK1145 5PK1165 5PK736
					<b>CT708</b> <b>CT708K1</b> <b>CT974</b> <b>CT974K1</b>		
120	06/01-04/05	18K4F	86	1796		PS ALT, (AC), ⇒CH-NO YD471564 ALT, (AC), CH-NO YD471565⇒ ALT, (-AC) CA, (MECH-TP) CA CA, (AUTOM-TP) CA, (AUTOM-TP)	3PK750 5PK1145 5PK1165 5PK736
					<b>CT708</b> <b>CT708K1</b> <b>CT974</b> <b>CT974K1</b>		
160	06/01-04/05	18K4K	118	1796		PS ALT, (AC), ⇒CH-NO YD471564 ALT, (AC), CH-NO YD471565⇒ ALT, (-AC) CA CA CA	3PK750 5PK1145 5PK1165 5PK736
					<b>CT1112</b> <b>CT929</b> <b>CT929K2</b>		
2.0 TD	06/01-04/05	20T2N	74	1994		ALT, (-AC) ALT, (AC) CA, CH-NO YD471565⇒ CA, CH-NO YD471565⇒, MTR-NO 8368⇒ INJP, CH-NO YD471565⇒ INJP, CH-NO YD471565⇒, MTR-NO 8368⇒ INJP, ⇒CH-NO YD471564 INJP, ⇒CH-NO YD471564 CA, ⇒CH-NO YD471564 CA, ⇒CH-NO YD471564	6PK1185 6PK1460
					<b>CT1041</b> <b>CT1041K1</b> <b>CT1042</b> <b>CT1042K1</b>  <b>CT950</b> <b>CT950K1</b> <b>CT954</b> <b>CT954K1</b>		
<b>MG ZS</b>							
120	07/01-04/05	18K4F	86	1796		PS ALT, (AC), (AUTOM), (MANL-TP) ALT, (AC), (MANL) ALT, (AC), (AUTOM), (AUTOM-TP) ALT, (-AC) CA, (MECH-TP) CA, (MECH-TP) CA, (AUTOM-TP) CA, (AUTOM-TP)	3PK750 5PK1150 5PK1165 5PK1200 5PK736
					<b>CT708</b> <b>CT708K1</b> <b>CT974</b> <b>CT974K1</b>		
180	07/01-04/05	25K4F	130	2497		ALT, (-AC) ALT, (AC) CA CA CA, 2x	6PK1285 6PK1560
					<b>CT1096</b> <b>CT1096K1</b> <b>CT1097</b>		




**MG**
**MG**
**MG ZS**

↔ 2.0 TD	01/04-04/05	20T2N	74	1994	<b>CT1041</b> <b>CT1041K1</b> <b>CT1042</b> <b>CT1042K1</b>  <b>CT950</b> <b>CT950K1</b> <b>CT954</b> <b>CT954K1</b>	ALT, (-AC) ALT, (AC) CA, CH-NO YD471064⇒ CA, CH-NO YD471064⇒, MTR-NO 8368⇒ INJP, CH-NO YD471064⇒ INJP, CH-NO YD471064⇒, MTR-NO 8368⇒ INJP, ⇒CH-NO YD471063 INJP, ⇒CH-NO YD471063 CA, ⇒CH-NO YD471063 CA, ⇒CH-NO YD471063	<b>6PK1185</b> <b>6PK1460</b>
			83		<b>CT1041</b> <b>CT1041K1</b> <b>CT1042</b> <b>CT1042K1</b>  <b>CT950</b> <b>CT950K1</b> <b>CT954</b> <b>CT954K1</b>	ALT, (-AC) ALT, (AC) CA, CH-NO YD471064⇒ CA, CH-NO YD471064⇒, MTR-NO 8368⇒ INJP, CH-NO YD471064⇒ INJP, CH-NO YD471064⇒, MTR-NO 8368⇒ INJP, ⇒CH-NO YD471063 INJP, ⇒CH-NO YD471063 CA, ⇒CH-NO YD471063 CA, ⇒CH-NO YD471063	<b>6PK1185</b> <b>6PK1460</b>

**MG ZS Hatchback**

1.6	11/01-10/05	16K4F	82	1590	<b>CT708</b> <b>CT708K1</b> <b>CT974</b> <b>CT974K1</b>	CA, (MANL-TP) CA, (MANL-TP) CA, (AUTOM-TP) CA, (AUTOM-TP)	
120	07/01-10/05	18K4F	86	1796	 <b>CT708</b> <b>CT708K1</b> <b>CT974</b> <b>CT974K1</b>	PS ALT, (AC), (AUTOM), (MANL-TP) ALT, (AC), (MANL) ALT, (AC), (AUTOM), (AUTOM-TP) ALT, (-AC) CA, (MECH-TP) CA, (MECH-TP) CA, (AUTOM-TP) CA, (AUTOM-TP)	<b>3PK750</b> <b>5PK1150</b> <b>5PK1165</b> <b>5PK1200</b> <b>5PK736</b>
180	07/01-10/05	25K4F	130	2497	<b>CT1096</b> <b>CT1096K1</b> <b>CT1097</b>	ALT, (-AC) ALT, (AC) CA CA CA, 2x	<b>6PK1285</b> <b>6PK1560</b>
2.0 TD	01/04-04/05	20T2N	74	1994	<b>CT1041</b> <b>CT1041K1</b> <b>CT1042</b> <b>CT1042K1</b>  <b>CT950</b> <b>CT950K1</b> <b>CT954</b> <b>CT954K1</b>	ALT, (-AC) ALT, (AC) CA, CH-NO YD471064⇒ CA, CH-NO YD471064⇒, MTR-NO 8368⇒ INJP, CH-NO YD471064⇒ INJP, CH-NO YD471064⇒, MTR-NO 8368⇒ INJP, ⇒CH-NO YD471063 INJP, ⇒CH-NO YD471063 CA, ⇒CH-NO YD471063 CA, ⇒CH-NO YD471063	<b>6PK1185</b> <b>6PK1460</b>
			83		<b>CT1041</b> <b>CT1041K1</b> <b>CT1042</b> <b>CT1042K1</b>  <b>CT950</b> <b>CT950K1</b> <b>CT954</b> <b>CT954K1</b>	ALT, (-AC) ALT, (AC) CA, CH-NO YD471064⇒ CA, CH-NO YD471064⇒, MTR-NO 8368⇒ INJP, CH-NO YD471064⇒ INJP, CH-NO YD471064⇒, MTR-NO 8368⇒ INJP, ⇒CH-NO YD471063 INJP, ⇒CH-NO YD471063 CA, ⇒CH-NO YD471063 CA, ⇒CH-NO YD471063	<b>6PK1185</b> <b>6PK1460</b>

**MG ZT**

1.8 16V	01/03-07/05	18K4F	88	1795	<b>CT974</b> <b>CT974K1</b>	PS ALT, (AC) ALT, (-AC) CA CA	<b>3PK740</b> <b>5PK1200</b> <b>5PK736</b>
160	06/01-07/05	25K4F	118	2497	<b>CT1096</b> <b>CT1096K1</b> <b>CT1097</b>	ALT, (-AC) ALT, (AC) CA CA CA, 2x	<b>6PK1285</b> <b>6PK1560</b>
180	01/03-07/05	25K4F	130	2497	<b>CT1096</b> <b>CT1096K1</b>	ALT, (-AC) ALT, (AC) CA CA	<b>6PK1285</b> <b>6PK1560</b>





<b>MG</b>							
<b>MG ZT</b>							
190	06/01-07/05	25K4F	140	2497	CT1097	CA, 2x	
						ALT, (-AC) ALT, (AC)	6PK1285 6PK1560
					CT1096 CT1096K1 CT1097	CA CA CA, 2x	
2.0 CDTi	11/02-07/05	204D2	96	1951		ALT AC MTR-CODE: M47	5PK2030 5PK875 VD1087
	06/02-09/03		85			ALT AC MTR-CODE: M47	5PK2030 5PK875 VD1087
<b>MG ZT- T</b>							
1.8 16V	01/03-07/05	18K4F	88	1795		PS ALT, (AC) ALT, (-AC)	3PK740 5PK1200 5PK736
					CT974 CT974K1	CA CA	
160	10/01-07/05	25K4F	118	2497		ALT, (-AC) ALT, (AC)	6PK1285 6PK1560
					CT1096 CT1096K1 CT1097	CA CA CA, 2x	
180	01/03-07/05	25K4F	130	2497		ALT, (-AC) ALT, (AC)	6PK1285 6PK1560
					CT1096 CT1096K1 CT1097	CA CA CA, 2x	
190	10/01-07/05	25K4F	140	2497		ALT, (-AC) ALT, (AC)	6PK1285 6PK1560
					CT1096 CT1096K1 CT1097	CA CA CA, 2x	
2.0 CDTi	11/02-07/05	204D2	96	1951		ALT AC MTR-CODE: M47	5PK2030 5PK875 VD1087
	06/02-09/03		85			ALT AC MTR-CODE: M47	5PK2030 5PK875 VD1087
<b>MGB Cabriolet</b>							
1.8	01/66-12/80		70	1767		ALT, MTR-CODE: 18GD,GF,GG,GH,GJ,GK DYN, MTR-CODE: 18GA,G,GB WP, MTR-CODE: 18GD,GF,GG,GH,GJ,GK	AVX10X888 AVX10X900 AVX10X950
			68	1777		ALT ALT, MTR-CODE: 18GA, G, GB	AVX10X888 AVX10X900 AVX10X950
<b>MGB GT</b>							
1.8	01/66-11/80		68	1777		ALT ALT, MTR-CODE: 18GA, G, GB ALT, WP	AVX10X888 AVX10X900 AVX10X950
			70	1767		ALT ALT, MTR-CODE: 18GA, G, GB ALT, WP	AVX10X888 AVX10X900 AVX10X950
3.5	01/73-12/76		101	3532		ALT, 08/1973⇒	AVX10X1125
<b>MGF (RD)</b>							
1.8 i VVC	10/01-03/02	18K4K	118	1796		ALT, AC ALT, (-AC)	5PK1200 5PK736
					CT1112 CT929 CT929K2	CA CA CA	
1.6	02/00-03/02	16K4F	82	1588		CA, (MECH-TP)	
					CT708 CT708K1 CT974 CT974K1	CA CA, (AUTOM-TP) CA, (AUTOM-TP)	
1.8 i 16V	03/95-03/02	18K4F	88	1796		PS ALT, AC ALT, (-AC)	3PK750 5PK1200 5PK736
					CT708 CT708K1 CT974 CT974K1	CA, (MECH-TP) CA CA, (AUTOM-TP) CA, (AUTOM-TP)	
1.8 i VVC	03/95-03/02	18K4K	107	1796		ALT, AC ALT, (-AC)	5PK1200 5PK736
					CT1112 CT929 CT929K2	CA CA CA	
<b>MIDGET</b>							
1.1	01/64-12/66		41	1098		DYN	AVX10X813

**MG**






**MINI**  
**MG**

MIDGET							
1.3	01/67-09/74		48	1275		ALT DYN ALT ALT	AVX10X888 AVX10X813 AVX10X888 AVX10X1113
1.5	09/74-12/79		49	1493			
MONTEGO							
2.0 EFi	04/84-09/90		86	1994		ALT, 01/1986⇒ PS, ⇒12/1985 PS, 01/1986⇒ ALT, ⇒12/1985 CA, 01/1986⇒ CA, 01/1986⇒	4PK890 AVX10X700 AVX10X750 AVX10X950
2.0 Turbo	10/84-09/90	20HT	110	1994	CT718 CT718K2	ALT, 01/1986⇒ PS, ⇒12/1985 PS, 01/1986⇒ ALT, ⇒12/1985 CA, 01/1986⇒ CA, 01/1986⇒	4PK890 AVX10X700 AVX10X750 AVX10X950

**MINI**

MINI (R50, R53)							
1.4	04/03-09/06		55	1398		ALT, (AC), 02/2004⇒ ALT, (AC), ⇒01/2004 ALT, (-AC), 08/2004⇒ ALT, (-AC), ⇒07/2004	6PK1033 6PK1054 6PK875 6PK890
Cooper	06/01-09/06	W10B16A	85	1598		ALT, (AC), 01/2004⇒ ALT, (AC), HOT COUNTRIES ALT, (AC), ⇒01/2004 ALT, (-AC), 08/2004⇒ ALT, (-AC), ⇒07/2004	6PK1033 6PK1033 6PK1054 6PK875 6PK890
Cooper S	03/02-09/06	W11B16A	120	1598		ALT, (John Cooper Works) ALT	6PK1374 6PK1388
	07/04-09/06		125			ALT, (John Cooper Works) ALT	6PK1374 6PK1388
John Cooper Works One	03/06-09/06	W11B16A	160	1598		ALT	6PK906
	06/01-09/06	W10B16A	66	1598		ALT, (AC), 01/2004⇒ ALT, (AC), HOT COUNTRIES ALT, (AC), ⇒01/2004 ALT, (-AC), 08/2004⇒ ALT, (-AC), ⇒07/2004	6PK1033 6PK1033 6PK1054 6PK875 6PK890
One D	06/03-09/06	1ND	55	1364		PS ALT, (AC) ALT, (-AC)	3PK885 ELAST 7PK1175 7PK935
		1ND-TV	65			PS ALT, (AC) ALT, (-AC)	3PK885 ELAST 7PK1175 7PK935
S Works	11/03-06/05	W11B16A	147	1598		ALT, (John Cooper Works) ALT	6PK1374 6PK1388
Works	11/03-09/06	W11B16A	155	1598		ALT, WP, PS, AC	6PK1374
MINI (R56)							
Cooper	10/06-	N12B16A	88	1598		ALT, (AC)	6PK906
	03/10-	N16B16A	90			ALT, (AC)	6PK906
Cooper D	03/07-	9HZ (DV6TED4)	80	1560	CT1092 CT1092K1 CT1092WP1	ALT, (-AC) ALT, (AC) ALT, (Bosch), FOR ALT: 150A, OE-NO 1231 7 806 779, 1231 7 794 970	6PK800 6PK976 AP9023 VD1096
						CA CA CA	
Cooper S	10/06-	N14B16A	128	1598		ALT, (AC)	6PK906
	03/10-	N18B16A	135			ALT, (AC)	6PK906
John Cooper Works One	03/08-	N14B16C	155	1598		ALT	6PK906
One	03/07-	N12B14A	70	1397		ALT, (AC)	6PK906
			55			ALT, (AC)	6PK906
	03/10-	N16B16A	72	1598		ALT, (AC)	6PK906
			66	1598		ALT, (-AC) ALT, (AC)	6PK800 6PK976 VD1096
06/09-07/10	9HZ (DV6TED4)		1560		ALT, (-AC) ALT, (AC) ALT, (Bosch), FOR ALT: 150A, OE-NO 1231 7 806 779, 1231 7 794 970	6PK800 6PK976 AP9023 VD1096	





<b>MINI</b>							
<b>MINI (R56)</b>							
					CT1092	CA	
					CT1092K1	CA	
					CT1092WP1	CA	
<b>MINI Cabriolet (R52)</b>							
Cooper	07/04-11/07	W10B16A	85	1598		ALT, (AC)	6PK1033
						ALT, (-AC), 08/2004⇔	6PK875
Cooper S	07/04-11/07	W11B16A	125	1598		ALT, (John Cooper Works)	6PK1374
						ALT	6PK1388
John Cooper Works	07/04-11/07	W11B16A	155	1598		ALT, WP, PS, AC	6PK1374
One	07/04-11/07	W10B16A	66	1598		ALT, (AC)	6PK1033
						ALT, (-AC), 08/2004⇔	6PK875
<b>MINI Cabriolet (R57)</b>							
Cooper	03/09-	N12B16A	88	1598		ALT, (AC)	6PK906
	03/10-	N16B16A	90			ALT, (AC)	6PK906
Cooper S	03/09-	N14B16A	128	1598		ALT, (AC)	6PK906
	03/10-	N18B16A	135			ALT, (AC)	6PK906
John Cooper Works	03/08-	N14B16C	155	1598		ALT, (AC)	6PK906
One	03/10-	N16B16A	72	1598		ALT, (AC)	6PK906
<b>MINI CLUBMAN (R55)</b>							
Cooper	10/07-	N12B16A	88	1598		ALT	6PK906
	03/10-	N16B16A	90			ALT	6PK906
Cooper D	10/07-	9HZ (DV6TED4)	80	1560		ALT, (-AC)	6PK800
						ALT, (AC)	6PK976
						ALT, (Bosch), FOR ALT: 150A, OE-NO 1231 7 806 779, 1231 7 794 970	AP9023
							VD1096
					CT1092	CA	
					CT1092K1	CA	
					CT1092WP1	CA	
Cooper S	10/07-	N14B16A	120	1598		ALT	6PK906
			128			ALT	6PK906
	03/10-	N18B16A	135			ALT	6PK906
John Cooper Works	03/08-	N14B16C	155	1598		ALT	6PK906
One	03/10-		72	1598		ALT	6PK906
	03/09-02/10	N12B14A	70	1397		ALT	6PK906

<b>mitsubishi</b>							
<b>3000 GT (Z16A)</b>							
3.0 i 24V 4x4 (Z16A)	06/92-08/99	6G72 (DOH C24V)	210	2972		PS	4PK925
						ALT	6PK1153
					CT822	CA	
<b>ASX (GA_W_)</b>							
1.8	02/10-	4B10	102	1798		ALT	6PK2563
<b>CARISMA (DA_)</b>							
1.6 (DA1A)	12/98-06/06	4G92	70	1597		ALT	4PK775
						PS, (-AC)	5PK1090
						PS, (AC)	5PK1345
					CT1053	CA	
					CT1053K1	CA	
	09/00-06/06		76			ALT, MTR-CODE: 4G92	4PK775
						PS, (-AC)	5PK1090
						PS, (AC)	5PK1345
					CT1053	CA	
					CT1053K1	CA	
	07/95-06/06		66			ALT	4PK775
						PS, (-AC)	5PK1090
						PS, (AC), ⇔09/1996	5PK1330
						PS, 10/1996⇔, (AC)	5PK1345
					CT1053	CA	
					CT1053K1	CA	
	05/97-06/06		73			ALT	4PK775
						PS, (-AC)	5PK1090
						PS, (AC)	5PK1345
					CT1053	CA	
					CT1053K1	CA	
1.8 (DA2A)	07/95-06/06	4G93	85	1834		ALT	4PK775
						PS, (-AC)	5PK1090
						PS, (AC), ⇔09/1996	5PK1330
						PS, (AC), 10/1996⇔, ⇔10/1997	5PK1345
					CT1048	CA, CAMSHFT: SOHC/OHC, (115 HP)	
					CT1048K1	CA, CAMSHFT: SOHC/OHC, (115 HP)	
					CT941	CA, ⇔12/1997, CAMSHFT: DOHC, (138 HP)	
					CT941K1	CA, ⇔12/1997, CAMSHFT: DOHC, (138 HP)	
1.8 16V (DA2A)	07/95-06/06	4G93	103	1834		ALT	4PK775
						PS, (-AC)	5PK1090

**MITSUBISHI**



## MITSUBISHI

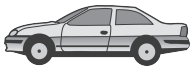
### CARISMA (DA\_)

						PS, (AC), ⇨09/1996 PS, (AC), 10/1996⇨	<b>5PK1330</b> <b>5PK1345</b>
					<b>CT1048</b> <b>CT1048K1</b> <b>CT941</b>	CA, CAMSHFT: SOHC/OHC, (115 HP) CA, CAMSHFT: SOHC/OHC, (115 HP)	
					<b>CT941K1</b>	CA, ⇨12/1997, CAMSHFT: DOHC, (138 HP) CA, ⇨12/1997, CAMSHFT: DOHC, (138 HP)	
1.8 16V GDI (DA2A)	09/97-06/06	4G93 (GDI)	92	1834		ALT PS PS, AC	<b>4PK775</b> <b>5PK1090</b> <b>5PK1330</b>
					<b>CT941</b> <b>CT941K1</b>	CA CA	
1.8 GDI (DA2A)	10/00-06/06	4G93 (GDI)	90	1834		ALT, MTR-CODE: 4G93 PS, MTR-CODE: 4G93 PS, AC, MTR-CODE: 4G93	<b>4PK780</b> <b>5PK1090</b> <b>5PK1330</b>
					<b>CT941</b> <b>CT941K1</b>	CA CA, MTR-CODE: 4G93	
1.9 DI-D	09/00-06/06	F9Q2	85	1870		ALT, WP, PS ALT, WP, PS, AC	<b>6PK1125</b> <b>6PK1795</b>
					<b>CT1025</b> <b>CT1025K1</b> <b>CT1025WP1</b> <b>CT1025WP2</b>	CA CA, MTR-CODE: F9Q2 CA CA	
1.9 DI-D (DA5A)	09/00-06/06	F9Q1	75	1870		ALT, WP, PS ALT, WP, PS, AC ALT, (Valeo), FOR ALT: 125A, ALT-No: SG12B017, SG12B071, SG12B096 ALT, (Valeo), FOR ALT: 125A, ALT-No: SG12B050, SG12B095, SG12B108 ALT, (Valeo), FOR ALT: 120A, ALT-No: SG10B019, SG10B032, A13V1297	<b>6PK1125</b> <b>6PK1795</b> <b>AP9039</b> <b>AP9043</b> <b>AP9052</b>
					<b>CT1025</b> <b>CT1025K1</b> <b>CT1025WP1</b> <b>CT1025WP2</b>	CA CA, MTR-CODE: F9Q1 CA CA	
1.9 TD (DA4A)	10/96-09/00	F8QT	66	1870		ALT, (-AC) ALT, (AC)	<b>6PK1138</b> <b>6PK1635</b>
					<b>CT935</b> <b>CT935K1</b> <b>CT935K2</b> <b>CT966</b>	CA, MTR-NO C003535⇨, (SEE BELT SPEC), (HTD2) CA, MTR-NO C003535⇨, (SEE BELT SPEC), (HTD2) CA, MTR-NO C003535⇨, (SEE BELT SPEC), (HTD2) CA, ⇨MTR-NO C003534	

### CARISMA Stufenheck (DA\_)

1.3 (DA6A)	09/00-10/04	4G13 (12V)	55	1298		AC ALT PS, (-AC)	<b>5PK1060</b> <b>5PK865</b> <b>5PK962</b>
					<b>CT1008</b> <b>CT1008K1</b>	CA CA	
1.6 (DA1A)	12/98-06/06	4G92	70	1597		ALT PS, (-AC) PS, (AC)	<b>4PK775</b> <b>5PK1090</b> <b>5PK1345</b>
					<b>CT1053</b> <b>CT1053K1</b>	CA CA	
	09/00-06/06		76			ALT, MTR-CODE: 4G92 PS, MTR-CODE: 4G92 PS, AC, MTR-CODE: 4G92	<b>4PK775</b> <b>5PK1090</b> <b>5PK1345</b>
					<b>CT1053</b> <b>CT1053K1</b>	CA CA	
	09/96-06/06		66			ALT PS, (-AC) PS, (AC)	<b>4PK775</b> <b>5PK1090</b> <b>5PK1345</b>
					<b>CT1053</b> <b>CT1053K1</b>	CA CA	
	05/97-06/06		73			ALT PS, (-AC) PS, (AC)	<b>4PK775</b> <b>5PK1090</b> <b>5PK1345</b>
					<b>CT1053</b> <b>CT1053K1</b>	CA CA	
1.8 (DA2A)	09/96-06/06	4G93	85	1834		ALT PS, (-AC) PS, (AC)	<b>4PK775</b> <b>5PK1090</b> <b>5PK1345</b>
					<b>CT1048</b> <b>CT1048K1</b> <b>CT941</b> <b>CT941K1</b>	CA, CAMSHFT: SOHC/OHC CA, CAMSHFT: SOHC/OHC CA, ⇨12/1997, CAMSHFT: DOHC CA, ⇨12/1997, CAMSHFT: DOHC	





## MITSUBISHI

### CARISMA Stufenheck (DA\_)

↔ 1.8 16V GDI (DA2A)	09/97-06/06	4G93 (GDI)	92	1834		ALT PS PS, AC CA CA	4PK775 5PK1090 5PK1330
					CT941 CT941K1		
1.8 GDI (DA2A)	10/00-06/06	4G93 (GDI)	90	1834		ALT, MTR-CODE: 4G93 PS, MTR-CODE: 4G93 PS, AC, MTR-CODE: 4G93 CA CA, MTR-CODE: 4G93	4PK780 5PK1090 5PK1330
					CT941 CT941K1		
1.9 DI-D	09/00-06/06	F9Q2	85	1870		ALT, WP, PS ALT, WP, PS, AC CA CA, MTR-CODE: F9Q2	6PK1125 6PK1795
					CT1025 CT1025K1 CT1025WP1 CT1025WP2		
1.9 DI-D (DA5A)	09/00-06/06	F9Q1	75	1870		ALT, WP, PS ALT, WP, PS, AC ALT, (Valeo), FOR ALT: 125A, ALT-No: SG12B017, SG12B071, SG12B096 ALT, (Valeo), FOR ALT: 125A, ALT-No: SG12B050, SG12B095, SG12B108 ALT, (Valeo), FOR ALT: 120A, ALT-No: SG10B019, SG10B032, A13VI297 CA CA, MTR-CODE: F9Q2 CA CA	6PK1125 6PK1795 AP9039 AP9043 AP9052
					CT1025 CT1025K1 CT1025WP1 CT1025WP2		
1.9 TD (DA4A)	10/96-09/00	F8QT	66	1870		ALT, (-AC) ALT, (AC) CA, MTR-NO C003535⇒, (SEE BELT SPEC), (HTD2) CA, MTR-NO C003535⇒, (SEE BELT SPEC), (HTD2) CA, MTR-NO C003535⇒, (SEE BELT SPEC), (HTD2) CA, ⇒MTR-NO C003534	6PK1138 6PK1635
					CT935 CT935K1 CT935K2 CT966		

### CELESTE (A7\_)

1.6 ST (A73)	01/77-06/81	4G32	54	1597		ALT BS CA	AVX10X813
					CT664 CT687		
2.0 GSR (A78)	10/75-06/81	4G52	66	1995		ALT	AVX10X935
	01/77-06/81		71			ALT	AVX10X935
	01/79-06/81		77			ALT	AVX10X935

### COLT CZC Cabriolet (RG)

1.5	05/06-07/09	4A91	80	1499		ALT, (AC) ALT, (-AC)	5PK1219 5PK915
1.5 Turbo	05/06-07/09	4G15T	110	1468		AC ALT	4PK805 5PK906

### COLT I (A15\_A)

1.2 GL (A151A)	12/78-01/84	4G11	40	1244		ALT CA CA	AVX10X865
					CT665 CT665K1		
1.4 GLX,GT (A152A)	05/79-01/84	4G12	51	1410		ALT CA CA	AVX10X865
					CT665 CT665K1		
1.4 Turbo (A152A)	09/81-01/84	4G12T	77	1410		ALT CA	AVX10X865
					CT665		

### COLT II (C1\_A)

1.2 EL, GL (C15A)	02/84-09/86	4G16	40	1198		ALT CA CA	4PK866
					CT665 CT665K1		
	09/86-04/88		44			ALT CA, ⇒05/1987 CA, ⇒05/1987 CA, 06/1987⇒ CA, 06/1987⇒	4PK875
					CT665 CT665K1 CT715 CT715K1		
1.3 EL, GL (C11A)	06/86-04/88	G13B	49	1299		ALT PS CA CA	4PK870 AVX13X625
					CT715 CT715K1		
1.5 GLX (C12A)	09/85-04/88	G15B	51	1468		ALT PS CA, ⇒05/1987 CA, ⇒05/1987 CA, 06/1987⇒ CA, 06/1987⇒	4PK875 AVX13X625
					CT665 CT665K1 CT715 CT715K1		
	09/84-04/88	4G15	55			ALT	4PK875




**MITSUBISHI**
**COLT II (C1\_A)**

					PS	AVX13X625
					CT665 CA, ⇒05/1987	
					CT665K1 CA, ⇒05/1987	
					CT715 CA, 06/1987⇒	
					CT715K1 CA, 06/1987⇒	
1.6 Turbo ECi (C13A)	02/84-04/88	4G32T/C	92	1597	ALT	4PK938
					CT510 CA, 07/1987⇒	
					CT510K1 CA, 07/1987⇒	
					CT991 BS	
					CT991K2 BS	
	07/86-04/88	G32BT	77		ALT	4PK938
					CT510 CA, MTR-CODE: 4G32T/C, 07/1987⇒	
					CT510K1 CA, MTR-CODE: 4G32T/C, 07/1987⇒	
					CT991 BS, MTR-CODE: 4G32T/C	
					CT991K2 BS, MTR-CODE: 4G32T/C	
1.8 GL Diesel (C14A)	02/84-09/86	4D65	43	1796	ALT	AVX13X1000
					CT545 CA	
					CT545K1 CA	
					CT991 BS	
					CT991K1 BS	
	09/86-04/88		44		ALT	AVX13X1000
					CT545 CA	
					CT545K1 CA	
					CT991 BS	
					CT991K1 BS	

**COLT III (C5\_A)**

1.3 (C51A)	04/88-05/92	4G13 (8V)	51	1299	ALT	4PK875
					CT715 CA, 06/1990⇒	
1.3 12V (C51A)	04/88-05/92	4G13 (12V)	55	1299	ALT	4PK875
					PS	AVX13X625
					CT738 CA, 06/1990⇒	
					CT738K1 CA, 06/1990⇒	
1.3 GL (C61A)	04/88-12/90	4G13 (8V)	44	1299	ALT	4PK875
					PS	AVX13X625
					CA, ⇒05/1990	
					CA	
					CA, 06/1990⇒	
1.5 (C52A) KAT	07/90-05/92	4G15 (12V)	66	1468	ALT	4PK875
					PS	AVX13X625
					CA	
					CA	
1.5 GLXi (C52A)	04/88-05/92	4G15	62	1468	ALT	4PK875
					PS	AVX13X625
					CA, ⇒05/1990	
					CA, ⇒05/1990	
					CA, 06/1990⇒	
					CA, 06/1990⇒	
1.6 GTi 16V (C53A)	04/88-05/90	4G61	91	1596	ALT	4PK975
					CA	
1.8 Diesel GLX (C54A)	04/88-05/92	4D65	44	1796	ALT	AVX13X1000
					CT545 CA	
					CT545K1 CA	
					CT991 BS	
					CT991K1 BS	
1.8 GTi 16V (C58A) KAT	06/90-05/92	4G67	100	1836	ALT, 01/1992⇒	4PK775
					ALT, ⇒12/1991	4PK985
					AC, 01/1992⇒	5PK1125
					ALT, 01/1992⇒	5PK950
					PS, 01/1992⇒, (-AC)	5PK950
					CA, ⇒01/1992	
					CT1000 CA	
					CT1000K1 CA	
					CT1109 BS	
					CT1109K1 BS	

**COLT IV (CA\_A)**

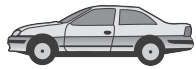
1.3 GLi 12V (CA1A)	04/92-04/96	4G13 (12V)	55	1299	PS, 12/1993⇒	4PK595
					ALT	4PK875
					PS, ⇒11/1993	AVX13X600
					AC	AVX13X800
					CA	
					CA	
1.6 (CA4A)	02/94-04/96	4G92	66	1597	ALT	4PK775
					AC	5PK1125
					PS, (-AC)	5PK950
					CA	
					CA, MTR-CODE: 4G92	
1.6 GLXi 16V (CA4A)	04/92-04/96	4G92	83	1597	ALT	4PK780
					AC, (PS), ⇒11/1993	5PK1110
					AC, (PS), 12/1993⇒	5PK1125





<b>MITSUBISHI</b>							
<b>COLT IV (CA_A)</b>							
						AC, (-PS), 12/1993⇒ PS, (-AC) CA CA	5PK880 5PK950
1.8 GTi 16V (CA5A)	04/92-04/96	4G93	103	1834	CT841 CT841K1	ALT AC, (PS), ⇒11/1993 AC, (PS), 12/1993⇒ AC, (-PS), ⇒11/1993 AC, (-PS), 12/1993⇒ PS, (-AC) CA	4PK760 5PK1110 5PK1125 5PK847 5PK880 5PK950
<b>COLT LANCER (A7_)</b>							
1.2	01/78-09/79	4G36	40	1238	CT631	ALT CA	AVX10X813
1.4	01/78-09/79	4G33	50	1439	CT631	ALT CA	AVX10X813
1.6	01/78-09/79	4G32GS	60	1597	CT687 CT991 CT991K2	ALT CA BS BS	AVX10X813
<b>COLT LANCER Station Wagon (A7_K)</b>							
1.4	01/78-09/79	4G33	50	1439	CT631	ALT CA	AVX10X813
<b>COLT V (CJ_, CP_)</b>							
1300	09/00-09/03	4G13 (16V)	60	1299	CT1008 CT1008K1	PS, 08/2001⇒, ⇒05/2004, (AC) ALT, 08/2001⇒, ⇒05/2004 PS, 08/2001⇒, ⇒05/2004, (-AC) CA, 08/2001⇒, ⇒05/2004 CA, 08/2001⇒, ⇒05/2004	5PK1060 5PK865 5PK955
1300 GL, GLX (CJ1A)	05/96-09/00	4G13 (12V)	55	1299	CT1008 CT1008K1 CT910	PS, AC ALT PS CA, 06/2000⇒ CA, 06/2000⇒ CA, ⇒05/2000	5PK1070 5PK865 5PK955
1500 (CJ2A)	11/95-09/03	4G15 (16V)	69	1468	CT910	PS, 06/1999⇒ PS, ⇒05/1999, OE-NO MD339525 ALT, 04/1996⇒ ALT, ⇒03/1996 PS, (-AC) CA	5PK1060 5PK1070 5PK865 5PK869 5PK950
1600	09/00-09/03	4G92	76	1597	CT1053 CT1053K1	ALT PS, (-AC) PS, (AC), OE-NO MD331884, MD373622 PS, (AC), OE-NO MD317245 CA CA	4PK775 5PK1090 5PK1300 5PK1330
1600 GLX (CJ4A)	05/96-09/00	4G92	66	1597	CT1053 CT1053K1	ALT PS, (-AC) PS, (AC), OE-NO MD331884, MD373622 PS, (AC), OE-NO MD317245 CA CA	4PK775 5PK1090 5PK1300 5PK1330
<b>COLT VI (Z3_A, Z2_A)</b>							
1.1	10/04-	3A91	55	1124		ALT, (AC) ALT, (-AC)	5PK1219 5PK920
1.3	06/04-	4A90	70	1332		ALT, (AC) ALT, (-AC)	5PK1219 5PK920
1.5	06/04-	4A91	80	1499		ALT, AC ALT, (-AC)	5PK1219 5PK920
1.5 CZT	03/05-	4G15T	110	1468		AC, 09/2008⇒ AC, ⇒09/2008 ALT	4PK790 4PK805 5PK906
1.5 Di-D	08/04-	OM639.939	50	1493		ALT, (Valeo), OE-NO MN960266, FOR ALT: 115A	AP9014
		OM639, OM639.939	70			ALT ALT, (Valeo), OE-NO MN960266, FOR ALT: 115A	5PK1788 AP9014
<b>COLT VII (Z2_A)</b>							
1.1	09/08-	3A91	55	1124		ALT, (AC) ALT, (-AC)	5PK1219 5PK920
1.3	09/08-	4A90	70	1332		ALT, (AC) ALT, (-AC)	5PK1219 5PK920
1.5 Ralliart	09/08-	4G15T	110	1468		AC ALT	4PK790 5PK906
<b>CORDIA (A21_A, AB)</b>							
1.6 GSL (A212A)	10/82-12/86	4G32	55	1597		ALT ALT, (PS)	AVX10X935 AVX13X950





## MITSUBISHI

### CORDIA (A21\_A, AB)

					CT510 CT510K1 CT511 CT991 CT991K2	CA, ⇨06/1983 CA, ⇨06/1983 CA, 06/1983⇨ BS BS	
1.6 Turbo (A212A)	10/82-05/85	4G32T	84	1597		ALT ALT, (PS) CA, ⇨06/1983 CA, ⇨06/1983 CA, 06/1983⇨ BS BS	AVX10X935 AVX13X950
	07/83-05/85		85			ALT ALT, (PS) CA BS BS	AVX10X935 AVX13X950
1.8 GSL (A215A)	10/86-12/86	4G37	66	1755		ALT CA, ⇨12/1986 BS BS	4PK938
1.8 Turbo ECi (A213A)	10/84-12/86	4G62T	100	1795		ALT CA CA BS BS	4PK975

### ECLIPSE Cabriolet (D5\_A)

2.4	05/99-03/05		110	2350	CT1109 CT1109K1 CT836 CT836K1	BS BS CA CA	
-----	-------------	--	-----	------	--	----------------------	--

### ECLIPSE I (D2\_A)

2.0 i 16V (D22A, D27A)	04/91-11/95	4G63 (DOH C16V)	110	1997		AC ALT CA CA BS BS	4PK925 4PK985
2.0 i 16V 4x4 (D22A, D27A)	04/91-11/95	4G63 (DOH C16V)	110	1997		CA CA BS BS	

### ECLIPSE II (D3\_A)

2000 GS 16V (D32A)	12/95-04/99	4G63 (DOH C16V)	107	1997		PS AC ALT CA BS BS	4PK698 4PK938 4PK990
2000 GT 16V	12/95-04/99		157	1997		PS AC ALT CA BS BS	4PK698 4PK938 4PK975

### GALANT I (A12\_)

1.6	01/77-08/80	4G32	55	1597		ALT BS CA	AVX10X813
2.0	01/79-08/80	4G52	72	1995		ALT	AVX10X935
2.0 GLX	01/77-08/80	4G52	63	1995		ALT	AVX10X935

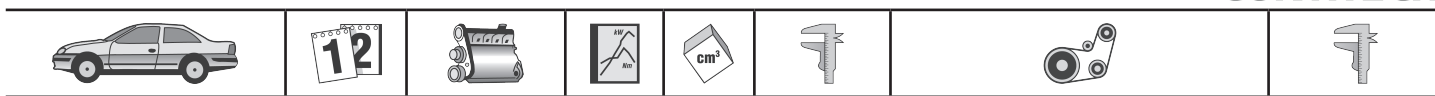
### GALANT I Station Wagon (A12\_V)

1.6 GL (A121V)	01/79-08/80	4G32	55	1597		ALT CA	AVX10X813
2.0 GLX (A123V)	01/79-08/80	4G52	72	1995		ALT	AVX10X935

### GALANT II (A16\_)

1.6 GLX (A161A)	09/80-05/84	4G32	55	1597		ALT, 01/1984⇨ ALT, ⇨03/1982 ALT, 04/1982⇨ CA, 04/1982⇨ BS, ⇨03/1982 CA, ⇨03/1982 BS, 04/1982⇨ BS, 04/1982⇨	4PK938 AVX10X813 AVX10X935
2.0 GLS (A163)	09/80-05/84	4G63 (SOHC8V)	75	1997		ALT ENGINE: TURBO PS, ⇨06/1983 PS, 07/1983⇨	AVX10X960 AVX10X975 AVX13X1025 AVX13X975





<b>mitsubishi</b>							
<b>GALANT II (A16_)</b>							
					CT511 CT664 CT687 CT991	CA, 08/1981⇒ BS, ⇒07/1981 CA, ⇒07/1981 BS, 08/1981⇒	
2.0 Turbo ECI (A164)	05/82-05/84	4G63T (ECI)	125	1997		ALT ALT, ENGINE: TURBO PS, ⇒06/1983 PS, 07/1983⇒	AVX10X960 AVX10X975 AVX13X1025 AVX13X975
					CT511 CT511K2 CT991 CT991K1	CA CA BS BS	
2.3 Turbo-D (A167)	09/80-05/84	4D55T	62	2347		ALT PS CA	17X1030Li AVX13X785
					CT517 CT714	CA BS	
<b>GALANT II Station Wagon (A16_V)</b>							
1.6 GLX (A161V)	09/80-05/84	4G32	55	1597		ALT, 01/1984⇒ ALT, ⇒03/1982 ALT, 04/1982⇒ CA BS	4PK938 AVX10X813 AVX10X935
					CT511 CT991 CT991K2	BS	
2.0 GLX (A163V)	09/80-06/83	4G63 (SOHC8V)	75	1997		ALT ENGINE: TURBO PS, ⇒06/1983 CA, 08/1981⇒ BS, ⇒07/1981 CA, ⇒07/1981 BS, 08/1981⇒	AVX10X960 AVX10X975 AVX13X1025
					CT511 CT664 CT687 CT991		
2.3 Turbo-D (A167V)	07/83-05/84	4D55T	62	2347		ALT PS CA	17X1030Li AVX13X785
					CT517 CT714	BS	
<b>GALANT III (E1_A)</b>							
1.6 GLX (E11A)	06/84-04/90	4G32	55	1597		ALT CA CA BS BS	4PK938
					CT511 CT511K1 CT991 CT991K2		
1.8 Turbo-D (E14A)	06/84-04/90	4D65T	60	1795		ALT ALT, (AUTOM) CA CA BS BS	AVX13X1000 AVX13X1025
					CT545 CT545K1 CT991 CT991K1		
2.0 GLS (E15A)	06/86-04/90	G63B	66	1997		ALT AC CA CA BS BS	4PK975 AVX13X925
					CT511 CT511K2 CT991 CT991K1		
	06/84-04/90	4G63 (SOHC8V)	75			ALT AC CA CA BS BS	4PK975 AVX13X925
					CT511 CT511K2 CT991 CT991K1		
2.0 Turbo ECI (E15A)	06/84-04/90	4G63T (SOH C8V)	110	1997		ALT AC CA CA BS BS	4PK975 AVX13X925
					CT511 CT511K2 CT991 CT991K1		
2.4 GLS (E16A)	07/85-04/90	G64B	82	2351		ALT CA CA BS BS	4PK975
					CT801 CT801K1 CT991 CT991K1		
<b>GALANT IV (E3_A)</b>							
1.8 (E32A)	11/88-10/92	4G37	66	1755		ALT PS AC, OE-NO MB167064 AC, OE-NO MB167065 CA CA BS BS	4PK938 AVX13X625 AVX13X875 AVX13X900
					CT511 CT511K1 CT991 CT991K2		

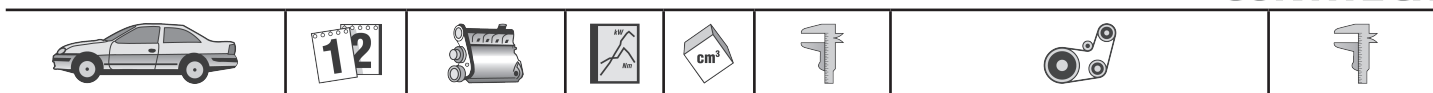





**MITSUBISHI**
**MITSUBISHI**
**GALANT IV (E3\_A)**

↔ 1.8 Turbo-D (E34A)	11/88-10/92	4D65T	55	1796	CT545 CT545K1 CT991 CT991K1	ALT ALT, (AUTOM) CA CA BS BS	AVX13X1000 AVX13X1025
	2.0 (E39A, E38A, E33A)	04/89-10/92	4G63 (SOHC8V)	80	1997	CT1000 CT1000K1 CT1109 CT1109K1 CT802 CT991 CT991K1	AC ALT PS CA, ENGINE: DOHC CA, ENGINE: DOHC BS, 05/1992⇒ BS, 05/1992⇒ CA, ENGINE: SOHC BS, ⇒04/1992 BS, ⇒04/1992
2.0 4x4 (E33A, E38A, E39A)	04/89-10/92	4G63 (SOHC8V)	80	1997	CT1000 CT1000K1 CT1109 CT1109K1 CT802 CT991 CT991K1	AC ALT PS CA, ENGINE: DOHC CA, ENGINE: DOHC BS, 05/1992⇒ BS, 05/1992⇒ CA, ENGINE: SOHC BS, ⇒04/1992 BS, ⇒04/1992	4PK915 4PK985 AVX13X675
2.0 GTI 16V (E39A, E38A, E33A)	11/88-10/92	4G63 (DOH C16V)	106	1997	CT1000 CT1000K1 CT1109 CT1109K1 CT802 CT991	AC ALT PS CA, ENGINE: DOHC CA, ENGINE: DOHC BS, 05/1992⇒ BS, 05/1992⇒ CA, ENGINE: SOHC BS, ⇒04/1992	4PK925 4PK985 AVX13X675
			107				
2.0 GTI 16V 4x4 (E38A, E39A, E33A)	07/89-12/92	4G63 (DOH C16V)	106	1997	CT1000 CT1000K1 CT1109 CT1109K1 CT802 CT991	AC ALT PS CA, ENGINE: DOHC CA, ENGINE: DOHC BS, 05/1992⇒ BS CA, ENGINE: SOHC BS, ⇒04/1992	4PK925 4PK985 AVX13X675
<b>GALANT IV Stufenheck (E3_A)</b> 1.8 (E32A)	11/87-08/90	4G37	63	1755	CT511 CT511K1 CT991 CT991K2	ALT PS AC, OE-NO MB167064 AC, OE-NO MB167065 CA CA BS BS	4PK938 AVX13X625 AVX13X875 AVX13X900
	11/87-10/92		66		CT511 CT511K1 CT991 CT991K2	ALT PS AC, OE-NO MB167064 AC, OE-NO MB167065 CA CA BS BS	4PK938 AVX13X625 AVX13X875 AVX13X900
1.8 Turbo-D (E34A)	12/87-10/92	4D65T	55	1796	CT545 CT545K1 CT991 CT991K1	ALT ALT, (AUTOM) CA CA BS BS	AVX13X1000 AVX13X1025
2.0 (E39A, E38A, E33A)	11/87-10/92	4G63 (SOHC8V)	80	1997		AC ALT	4PK925 4PK985





## MITSUBISHI

### GALANT IV Stufenheck (E3\_A)

						PS CA, ENGINE: DOHC	AVX13X675
					CT1000 CT1000K1 CT1109 CT1109K1 CT802 CT991 CT991K1	CA, ENGINE: DOHC BS, 05/1992⇒ CA, ENGINE: SOHC BS, ⇒04/1992 BS, ⇒04/1992	
2.0 4x4 (E39A, E38A, E33A)	12/88-10/92	4G63 (SOHC8V)	80	1997		AC ALT PS CA, ENGINE: DOHC CA, ENGINE: DOHC BS, 05/1992⇒ CA, ENGINE: SOHC BS, ⇒04/1992 BS, ⇒04/1992	4PK915 4PK985 AVX13X675
					CT1000 CT1000K1 CT1109 CT1109K1 CT802 CT991 CT991K1	CA, ENGINE: DOHC CA, ENGINE: DOHC BS, 05/1992⇒ CA, ENGINE: SOHC BS, ⇒04/1992 BS, ⇒04/1992	
2.0 GTi 16V (E39A, E38A, E33A)	11/88-10/92	4G63 (DOH C16V)	107	1997		AC ALT PS CA BS BS	4PK925 4PK985 AVX13X675
					CT1000 CT1109 CT1109K1	CA BS BS	
	11/87-10/92		106			AC ALT PS CA, ENGINE: DOHC CA BS, 05/1992⇒ BS CA, ENGINE: SOHC BS, ⇒04/1992	4PK925 4PK985 AVX13X675
					CT1000 CT1000K1 CT1109 CT1109K1 CT802 CT991	CA, ENGINE: DOHC CA BS, 05/1992⇒ BS CA, ENGINE: SOHC BS, ⇒04/1992	
2.0 GTi 16V 4x4 (E38A, E39A, E33A) KAT	09/91-10/92	4G63 (DOH C16V)	110	1997		AC ALT PS CA, ENGINE: DOHC CA, ENGINE: DOHC BS, 05/1992⇒ BS, 05/1992⇒ CA, ENGINE: SOHC BS, ⇒04/1992	4PK925 4PK985 AVX13X675
					CT1000 CT1000K1 CT1109 CT1109K1 CT802 CT991	CA, ENGINE: DOHC CA, ENGINE: DOHC BS, 05/1992⇒ BS, 05/1992⇒ CA, ENGINE: SOHC BS, ⇒04/1992	
2.0 GTi 16V 4x4 (E39A, E38A, E33A)	06/88-10/92	4G63 (DOH C16V)	106	1997		AC ALT PS CA, ENGINE: DOHC CA, ENGINE: DOHC BS, 05/1992⇒ BS, 05/1992⇒ CA, ENGINE: SOHC BS, ⇒04/1992	4PK925 4PK985 AVX13X675
					CT1000 CT1000K1 CT1109 CT1109K1 CT802 CT991	CA, ENGINE: DOHC CA, ENGINE: DOHC BS, 05/1992⇒ BS, 05/1992⇒ CA, ENGINE: SOHC BS, ⇒04/1992	

### GALANT V (E5\_A, E7\_A, E8\_A)

1.8 (E52A)	02/94-08/96	4G93	85	1834		ALT AC PS, (-AC) CA CA	4PK780 5PK1110 5PK950
					CT821 CT821K1	CA CA	
1.8 GLSi (E52A)	11/92-08/96	4G93 (GDI)	93	1834		ALT AC PS, (-AC) CA CA	4PK780 5PK1110 5PK950
					CT821 CT821K1	CA CA	
2.0 GLSi (E75A, E55A)	11/92-08/96	4G63 (SOHC8V)	101	1997		PS AC ALT BS BS CA CA	4PK698 4PK950 4PK985
					CT1109 CT1109K1 CT839 CT839K1	BS BS CA CA	
2.0 GLSi 4x4 (E55A, E75A)	11/92-08/96	4G63 (SOHC8V)	101	1997		PS AC ALT BS BS CA CA	4PK698 4PK950 4PK985
					CT1109 CT1109K1 CT839 CT839K1	BS BS CA CA	
2.0 GLSTD (E57A)	11/92-08/96	4D68T	66	1998		PS ALT	4PK635 AVX13X1025


**MITSUBISHI**
**GALANT V (E5\_A, E7\_A, E8\_A)**

					CT1109 CT1109K1 CT842 CT842K1	BS BS CA CA	
2.0 V6-24 (E64A, E54A)	11/92-08/96	6A12	110	1999		ALT AC PS CA	4PK950 5PK1060 5PK925
2.5 (E88A)	11/92-09/96	6G73	125	2497	CT930	PS ALT, (-AC) ALT, (AC) CA	4PK925 6PK1070 6PK1153
2.5 V6-24 4x4 (E88A)	11/92-08/96	6G73	125	2497	CT822	PS ALT, (-AC) ALT, (AC) CA	4PK925 6PK1070 6PK1153

**GALANT V Stufenheck (E5\_A, E7\_A, E8\_A)**

1.8 (E52A)	02/94-08/96	4G93	85	1834	CT821 CT821K1	ALT AC PS, (-AC) CA CA	4PK780 5PK1110 5PK950
1.8 GLSI (E52A)	11/92-08/96	4G93 (GDI)	93	1834	CT821 CT821K1	ALT AC PS, (-AC) CA CA	4PK780 5PK1110 5PK950
2.0 GLSI (E75A, E55A)	11/92-08/96	4G63 (SOHC8V)	101	1997	CT1109 CT1109K1 CT839 CT839K1	PS AC ALT BS BS CA CA	4PK698 4PK950 4PK985
2.0 GLSI 4x4 (E55A, E75A)	11/92-08/96	4G63 (SOHC8V)	101	1997	CT1109 CT1109K1 CT839 CT839K1	PS AC ALT BS BS CA CA	4PK698 4PK950 4PK985
2.0 GLSTD (E57A)	11/92-08/96	4D68T	66	1998	CT1109 CT1109K1 CT842 CT842K1	PS ALT BS BS CA CA	4PK635 AVX13X1025
2.0 V6-24 (E64A, E54A)	11/92-08/96	6A12	110	1999		ALT AC PS CA	4PK950 5PK1060 5PK925
2.5 V6-24 4x4 (E88A)	11/92-08/96	6G73	125	2497	CT930 CT822	PS ALT, (-AC) ALT, (AC) CA	4PK925 6PK1070 6PK1153

**GALANT VI (EA\_)**

2.0 (EA2A)	09/00-10/04	4G63 (SOH C16V)	98	1997		ALT, 08/2001⇒, ⇒10/2003 PS, 08/2001⇒, ⇒10/2003, OE-NO MD339525 PS, 08/2001⇒, ⇒10/2003, OE-NO MD317245 CA CA	4PK938 5PK1070
					CT1016 CT1016K1 CT1109 CT1109K2	BS BS	5PK1330
	09/96-09/00		100			ALT PS, (-AC), 02/1998⇒ PS, (-AC), ⇒02/1998 PS, (AC), 02/1998⇒ PS, (AC), ⇒02/1998 CA CA	4PK938 5PK1070 5PK1090 5PK1330 5PK1370
					CT1016 CT1016K1 CT1109 CT1109K2	BS BS	
2.0 TDI (EA6A)	09/96-10/04	4D68T, 4D68 (SOHC)	66	1998	CT1109	PS AC ALT BS	4PK890 5PK940 AVX13X1025





<b>MITSUBISHI</b>							
<b>GALANT VI (EA_)</b>							
2.4 GDI (EA3A)	02/99-09/00	4G64 (GDI)	110	2351	CT1109K1 CT842	BS, MTR-CODE: 4D68T CA	
					CT1071 CT1071K1 CT1109 CT1109K2	PS, (-AC) PS, (AC) ALT MTR-CODE: 4G64, CA MTR-CODE: 4G64, CA MTR-CODE: 4G64, BS MTR-CODE: 4G64, BS	5PK1070 5PK1330 5PK940
	09/00-10/04		106		CT1071 CT1071K1 CT1109 CT1109K2	PS, (-AC) PS, (AC) ALT MTR-CODE: 4G64, CA MTR-CODE: 4G64, CA MTR-CODE: 4G64, BS MTR-CODE: 4G64, BS	5PK1070 5PK1330 5PK940
	09/00-10/04	6A13	118	2498	CT1128 CT1128K1	ALT, ⇒05/2003 PS, (AC), ⇒05/2003 PS, (-AC), ⇒05/2003 CA, ⇒05/2003 CA, ⇒05/2003	4PK950 6PK1060 6PK962
2.5 V6 24V (EA5A)	09/96-09/00		120		CT1128 CT1128K1	ALT PS, (AC) PS, (-AC) CA CA	4PK950 6PK1060 6PK962
	09/00-10/03	4G63 (SOH C16V)	98	1997	CT1016 CT1016K1 CT1109 CT1109K2	ALT PS, (-AC) PS, (AC) CA CA BS BS	4PK938 5PK1070 5PK1330
2.0 (EA2W)	09/96-09/00		100		CT1016 CT1016K1 CT1109 CT1109K2	ALT PS, (-AC), 02/1998⇒ PS, (-AC), ⇒02/1998 PS, (AC), 02/1998⇒ PS, (AC), ⇒02/1998 CA CA BS BS	4PK938 5PK1070 5PK1090 5PK1330 5PK1370
	09/96-10/03	4D68 (SOHC)	66	1998	CT1109 CT1109K1 CT842	PS AC ALT BS BS CA	4PK890 5PK940 AVX13X1025
2.4 GDI (EA3W)	02/99-09/00	4G64 (GDI)	110	2351	CT1071 CT1071K1 CT1109 CT1109K2	PS, (-AC) PS, (AC) ALT MTR-CODE: 4G64, CA MTR-CODE: 4G64, CA MTR-CODE: 4G64, BS MTR-CODE: 4G64, BS	5PK1070 5PK1330 5PK940
	09/00-10/03		106		CT1071 CT1071K1 CT1109 CT1109K2	PS, (-AC) PS, (AC) ALT MTR-CODE: 4G64, CA MTR-CODE: 4G64, CA MTR-CODE: 4G64, BS MTR-CODE: 4G64, BS	5PK1070 5PK1330 5PK940
2.5 V6 24V (EA5W)	09/00-10/03	6A13	118	2498	CT1128 CT1128K1	ALT PS, (AC) PS, (-AC) CA CA	4PK950 6PK1060 6PK962
	09/96-09/00		120		CT1128 CT1128K1	ALT PS, (AC) PS, (-AC) CA CA	4PK950 6PK1060 6PK962
<b>GALLOPER (JK-01)</b>							
2.5 TD	09/98-12/03	D4BF	65	2476	CT1107 CT921	ALT PS MTR-CODE: D4BH, BS CA, MTR-CODE: D4BH	2XAVX10X1100 AVX13X785

**MITSUBISHI**



**MITSUBISHI**

## MITSUBISHI

### GALLOPER (JK-01)

2.5 TD intercooler

09/98-12/03

D4BH

73

2476

**CT1107**  
**CT1107K1**  
**CT921**  
**CT921K2**

 ALT  
 PS  
 AC  
 MTR-CODE: D4BH, BS  
 BS  
 CA, MTR-CODE: D4BH  
 CA

**2XAVX10X1100**  
**AVX13X785**  
**AVX13X925**

3.0 V6

09/98-12/03

G6AT

104

2972

**CT805**  
**CT805K1**

 ALT  
 PS  
 AC  
 CA, ⇨08/2001  
 CA

**5PK1345**  
**AVX13X800**  
**AVX13X925**

### GRANDIS (NA\_W)

2.0 DI-D

09/05-

BSY

100

1968

**CT1051**  
**CT1051K1**

 ALT  
 ALT, (Bosch), FOR ALT: 140A, OE-NO  
 06F903023F, ALT-No: 0 124 525 091  
 CA  
 CA

**6PK1715**  
**AP9001**

02/07-

BWC

103

**CT1051**  
**CT1051K1**

 ALT  
 ALT, (Bosch), FOR ALT: 140A, OE-NO  
 06F903023F, ALT-No: 0 124 525 091  
 CA  
 CA

**6PK1715**  
**AP9001**

2.4

04/04-

4G69

121

2378

**CT1109**  
**CT1109K2**

 ALT, ⇨05/2005  
 ALT, 05/2005⇨  
 BS  
 BS

**6PK1870**  
**6PK1880**

### L 200 (K3\_T, K2\_T, K1\_T, K0\_T)

2.0 4x4 (K32T, K22T)

11/86-08/96

4G63 (SOHC8V)

75

1997

 ALT, ⇨01/1989  
 ALT, 02/1989⇨  
 AC  
 PS

**AVX10X960**  
**AVX10X975**  
**AVX13X950**  
**AVX13X975**

2.5 D (K14T)

11/86-08/96

4D56 (8V)

51

2476

**CT1107**  
**CT1107K1**  
**CT517**  
**CT517K1**  
**CT714**  
**CT714K1**  
**CT921**  
**CT921K2**

 ALT  
 PS  
 BS, 06/1993⇨  
 BS, 06/1993⇨  
 CA, ⇨05/1993  
 CA, ⇨05/1993  
 BS, ⇨05/1993  
 BS, ⇨05/1993  
 CA, 06/1993⇨  
 CA, 06/1993⇨

**17X1030Li**  
**AVX13X785**

2.5 D 4WD (K24T)

12/87-05/93

4D56 (8V)

51

2476

**CT517**  
**CT517K1**  
**CT714**  
**CT714K1**

 ALT  
 PS  
 CA  
 CA  
 BS  
 BS

**17X1030Li**  
**AVX13X785**

2.5 TD 4WD (K34T)

11/92-08/96

4D56T

64

2477

**CT1107**  
**CT517**  
**CT517K1**  
**CT714**  
**CT714K1**  
**CT921**

 ALT  
 PS  
 BS, 06/1993⇨  
 CA, ⇨05/1993  
 CA, ⇨05/1993  
 BS, ⇨05/1993  
 BS, ⇨05/1993  
 CA, 06/1993⇨

**17X1030Li**  
**AVX13X785**

### L 200 (K7\_T, K6\_T)

2.0 (K62T)

06/96-12/07

4G63 (SOHC8V)

90

1997

**CT1109**  
**CT1109K1**  
**CT839**  
**CT839K1**

 PS  
 ALT  
 BS  
 BS, MTR-CODE: 4G63,G63B  
 CA  
 CA, MTR-CODE: 4G63,G63B

**4PK1054**  
**4PK990**

2.4 4x4 (K75T)

06/96-12/07

4G64 (SOH  
C16V)

97

2351

**CT1109**  
**CT1109K2**  
**CT836**  
**CT836K1**

 PS  
 AC  
 ALT  
 BS  
 BS  
 CA  
 CA, MTR-CODE: 4G64

**4PK1054**  
**4PK938**  
**4PK990**

2.5 D (K64T)

06/96-12/07

4D56 (8V)

55

2477

**CT1107**  
**CT1107K1**  
**CT921**  
**CT921K2**

 ALT  
 ALT, 2X  
 AC  
 BS  
 BS  
 CA  
 CA

**4PK1125**  
**AVX10X1075**  
**AVX13X875**

2.5 TD 4WD (K74T)

09/01-12/07

4D56T

85

2477

ALT

**2XAVX10X1075**




<b>MITSUBISHI</b>							
<b>L 200 (K7_T, K6_T)</b>							
					CT1107 CT1107K1 CT921 CT921K2	PS AC BS BS CA CA	4PK1125 AVX13X875
	08/01-12/07		98		CT1107 CT1107K1	AC BS BS	AVX13X900
2.5 TD 4x4 (K74T)	06/96-12/07	4D56TD	73	2477	CT1107 CT1107K1 CT921 CT921K2	PS ALT, 2X BS BS CA CA	4PK1125 AVX10X1075
<b>L 200 (KB_T, KA_T)</b>							
2.5 DI-D [RWD] (KA4T)	04/10-	4D56HP	94	2477	CT1107 CT1152	ALT, (PS) AC BS CA	6PK1495 AVX13X900
2.5 DI-D 4x4 (KB4T)	11/05-	4D56HP	100	2477	CT1107 CT1152	ALT, (PS) AC BS CA	6PK1495 AVX13X900
	10/07-		123		CT1107 CT1152	AC BS CA	AVX13X900
	04/10-		131		CT1107 CT1152	AC BS CA	AVX13X900
<b>L 300 Bus (L03_P/G, L0_2P)</b>							
1.6 (L032P, L062P)	09/81-10/86	4G32	48	1597	CT510 CT991 CT991K2	ALT PS CA BS BS	AVX10X935 AVX13X975
	11/84-02/87		51		CT510 CT510K1 CT991 CT991K2	ALT PS CA, 11/1986⇒ CA, 11/1986⇒ BS BS	AVX10X935 AVX13X975
1.8 4x4 (L035G)	08/84-02/87	4G62	60	1795	CT511 CT511K2 CT991 CT991K1	ALT PS CA CA BS BS	AVX10X960 AVX13X975
2.0 4x4 (L037G)	11/86-02/87	4G63 (SOHC8V)	65	1997	CT511 CT511K2 CT991 CT991K1	ALT PS CA CA BS BS	AVX10X960 AVX13X975
2.3 D (L038P)	04/83-10/86	4D55	50	2347	CT517 CT517K1 CT714 CT714K1	PS CA CA BS BS	AVX13X750
<b>L 300 Bus (P0_W, P1_W, P2_W)</b>							
1.6 (P02V, P12V)	11/86-	4G32	51	1598	CT510 CT510K1 CT991 CT991K2	ALT PS CA CA BS BS	AVX10X935 AVX13X975
2.0 (P13T, P03W, P03V, P13V)	11/86-	4G63 (SOHC8V)	66	1997	CT1109 CT1109K1 CT511 CT511K2 CT911 CT911K1 CT991 CT991K1 CT991K3	ALT PS BS, 05/1992⇒ BS, 05/1992⇒ CA, ⇒04/1992 CA, ⇒04/1992 CA, 05/1992⇒ CA, 05/1992⇒ BS, ⇒04/1992 BS, ⇒04/1987 BS, 05/1987⇒, ⇒04/1992	AVX13X1000 AVX13X975
2.0 (P13V, P03W, P13T)	11/86-	G63B	64	1997		ALT	AVX13X1000

**MITSUBISHI**




MITSUBISHI

**MITSUBISHI**

L 300 Bus (P0\_W, P1\_W, P2\_W)

						PS BS, 05/1992⇒ BS, 05/1992⇒ CA, ⇒04/1992 CA, ⇒04/1992 CA, 05/1992⇒ CA, 05/1992⇒ BS, ⇒04/1992 BS, ⇒04/1987 BS, 05/1987⇒, ⇒04/1992	AVX13X975
2.0 4WD (P13V, P23V, P23W, P03V, P13T)	12/86-	4G63 (SOHC8V)	65	1997		ALT PS BS, 05/1992⇒ BS, 05/1992⇒ CA, ⇒04/1992 CA, ⇒04/1992 CA, 05/1992⇒ CA, 05/1992⇒ BS, ⇒04/1992 BS, ⇒04/1987 BS, 05/1987⇒, ⇒04/1992	AVX13X1000 AVX13X975
2.0 4WD (P13V, P23W, P03V, P13T)	11/86-	4G63 (SOHC8V)	66	1997		ALT PS BS, 05/1992⇒ BS, 05/1992⇒ CA, ⇒04/1992 CA, ⇒04/1992 CA, 05/1992⇒ CA, 05/1992⇒ BS, ⇒04/1992 BS, ⇒04/1987 BS, 05/1987⇒, ⇒04/1992	AVX13X1000 AVX13X975
2.0 i (P13V, P00W, P03V, P03W, P13T)	07/96-	4G63 (DOH C16V)	83	1997		PS, 10/1998⇒ ALT, 10/1998⇒ AC, 10/1998⇒ 2x ALT, ⇒10/1998 AC, ⇒10/1998 PS, ⇒10/1998 BS BS, MTR-CODE: 4G63,G63B CA CA, MTR-CODE: 4G63,G63B	4PK1045 4PK985 4PK985 4PK985 AVX13X1000 AVX13X950 AVX13X975
2.4 (P04W, P14V, P04V)	11/90-	4G64 (12V)	82	2351		ALT PS BS, 05/1992⇒ BS, 05/1992⇒ CA, ⇒04/1992 CA, ⇒04/1992 CA, 05/1992⇒ BS, ⇒04/1992 BS, ⇒04/1992	AVX13X1000 AVX13X975
2.4 4WD (P24W, P24V)	11/86-12/90	G64B	80	2351		ALT PS CA, ⇒04/1992 CA BS, ⇒04/1992 BS, ⇒04/1987 BS, 05/1987⇒	AVX13X1000 AVX13X975
	11/90-	4G64 (12V)	82			ALT PS BS, 05/1992⇒ BS, 05/1992⇒ CA, ⇒04/1992 CA, ⇒04/1992 CA, 05/1992⇒ BS, ⇒04/1992 BS, ⇒04/1992	AVX13X1000 AVX13X975
2.5 D (P25V, P05W, P05V, P15V, P15T)	11/86-	4D56 (8V)	51	2477		PS AIRC BS, 06/1993⇒ BS, 06/1993⇒ CA, ⇒05/1993 CA, ⇒05/1993 BS, ⇒05/1993 BS, ⇒05/1993 CA, 06/1993⇒ CA, 06/1993⇒	AVX13X750 AVX13X925





<b>mitsubishi</b>							
<b>L 300 Bus (P0_W, P1_W, P2_W)</b>							
↔ 2.5 TD 4WD (P25W, P25V)	11/88-	4D56T	64	2477	CT1107 CT517 CT517K1 CT714 CT714K1 CT921	PS AIRC BS, 06/1993⇒ CA, ⇒05/1993 CA, ⇒05/1993 BS, ⇒05/1993 BS, ⇒05/1993 CA, 06/1993⇒	AVX13X750 AVX13X925
<b>L 300 Kasten (L03_P)</b>							
1.6 (L032P, L062P)	05/80-10/86	4G32	48	1597	CT510 CT631 CT991 CT991K2	ALT PS CA, 04/1982⇒ CA, ⇒03/1982 BS BS	AVX10X935 AVX13X975
2.3 D (L038P, L068P)	09/83-10/86	4D55	50	2347	CT517 CT517K1 CT714 CT714K1	ALT PS CA CA BS BS	17X1030Li AVX13X750
<b>L 300 Kasten (P0_W, P1_W)</b>							
1.6 (P12V, P02V)	11/86-05/94	4G32	51	1598	CT510 CT510K1 CT991 CT991K2	ALT PS CA CA BS BS	AVX10X935 AVX13X975
2.0 (P03V, P13V)	11/86-	G63B	64	1997	CT1109 CT1109K1 CT511 CT511K2 CT911 CT911K1 CT991 CT991K1 CT991K3	ALT PS BS, 05/1992⇒ BS, 05/1992⇒ CA, ⇒04/1992 CA, ⇒04/1992 CA, 05/1992⇒ CA, 05/1992⇒ BS, ⇒04/1992 BS, ⇒04/1987 BS, 05/1987⇒, ⇒04/1992	AVX13X1000 AVX13X975
2.0 (P23W, P23V)	06/94-05/02	4G63 (SOHC8V)	82	1997	CT1109 CT1109K1 CT839	PS ALT AC BS BS CA	4PK1062 4PK985 AVX13X950
2.4 4x4 (P24V, P24W)	11/86-08/97	4G64 (8V), G64B	82	2351	CT1109 CT1109K1 CT801 CT801K1 CT825 CT991	ALT PS BS, 05/1992⇒ BS, 05/1992⇒ CA, ⇒04/1992 CA, ⇒04/1992 CA, 05/1992⇒ BS, ⇒04/1992	AVX13X1000 AVX13X975
2.5 D (P05V, P05W, P15V)	11/86-02/06	4D56 (8V)	51	2477	CT1107 CT1107K1 CT517 CT517K1 CT714 CT714K1 CT921 CT921K2	PS AIRC BS, 06/1993⇒ BS, 06/1993⇒ CA, ⇒05/1993 CA, ⇒05/1993 BS, ⇒05/1993 BS, ⇒05/1993 CA, 06/1993⇒ CA, 06/1993⇒	AVX13X750 AVX13X925
<b>L 300 Pritsche/Fahrgestell (L03_P)</b>							
1.6 (L032P, L062P)	04/83-04/94	4G32	51	1597	CT510 CT510K1 CT991 CT991K2	CA, 11/1986⇒ CA, 11/1986⇒ BS BS	
2.5 D (L039P)	11/86-04/94	4D56 (8V)	51	2477	CT1107 CT1107K1 CT517 CT517K1 CT714 CT714K1 CT921 CT921K2	PS AC BS, 06/1993⇒ BS, 06/1993⇒ CA, ⇒05/1993 CA, ⇒05/1993 BS, ⇒05/1993 BS, ⇒05/1993 CA, 06/1993⇒ CA, 06/1993⇒	AVX13X785 AVX13X950

**MITSUBISHI**






## MITSUBISHI

### L 300 Pritsche/Fahrgestell (P1\_T)

↔ 2.0 (P13T)	07/94-04/00	4G63 (DOH C16V)	85	1997	PS ALT AC BS BS CA CA	4PK1054 4PK985 4PK985
2.5 TD (P15T)	11/94-04/00	4D56T	64	2477	ALT PS BS BS CA CA	2XAVX10X1100 4PK1125

### L 400 / SPACE GEAR Bus (PD\_W, PC\_W, PA\_V, PB\_V)

2.0 16V (PA3V/W, PB3V)	05/95-05/00	4G63 (DOH C16V)	85	1997	PS AC ALT BS BS CA CA	4PK1045 4PK938 4PK990
2.4 i 4x4 (PD4V/W)	05/95-05/00	4G64 (SOH C16V)	97	2351	PS AC ALT BS BS CA CA	4PK1045 4PK938 4PK990
2.5 TD (PA5V/W, PB5V)	05/95-05/00	4D56TD	73	2477	ALT PS AC BS CA	2XAVX10X1100 4PK1080 AVX13X900
2.5 TD 4x4 (PD5V/W)	05/95-05/00	4D56TD	73	2477	ALT PS AC BS CA	2XAVX10X1100 4PK1080 AVX13X900
2500 TD	05/95-06/05	4D56T	64	2477	ALT BS CA	2XAVX10X1100 AVX13X900

### L 400 Kasten (PD\_W, PC\_W, PB\_V, PA\_W, PA\_V)

2500 TD (PD5W, PD5V, PA5W, PA5V)	09/96-06/05	4D56T	64	2477	ALT PS AC BS CA	2XAVX10X1100 4PK1080 AVX13X900
----------------------------------	-------------	-------	----	------	-----------------------------	--------------------------------------

### LANCER CARGO I Kombi (CS\_W)

1.6	09/03-10/08	4G18	72	1584	PS, ⇨03/2007 ALT, ⇨03/2007 CA, ⇨03/2007 CA, ⇨03/2007	5PK1060 5PK906
2.0	09/03-12/07	4G63 (DOH C16V)	99	1997	ALT CA BS BS	6PK1830

### LANCER F II (A17\_)

1.2 GLX (A171)	03/83-01/84	4G11	40	1244	ALT CA CA	AVX10X865
1.4 GLX (A172)	03/83-01/84	4G12	51	1410	ALT CA CA	AVX10X865
1.4 Turbo	03/83-01/84	4G12T	77	1410	ALT CA	AVX10X865

### LANCER I (A17\_)

1.2 (A171)	01/80-12/81	4G11	40	1244	ALT CA CA	AVX10X865
1.4 GLX (A172)	09/79-02/83	4G12	50	1410	ALT CA CA	AVX10X865
1.6 (A174)	09/79-02/83	4G32GS	60	1597	ALT CA BS BS	AVX10X813
	01/81-02/83		62		ALT	AVX10X935





<b>MITSUBISHI</b>						
<b>LANCER I (A17_)</b>						
↔					CT687 CT991 CT991K2	CA BS BS
2.0 Turbo ECI (A176)	03/81-02/83	4G32T (ECI)	125	1997		ALT CA CA BS BS
						AVX10X960
<b>LANCER III (C1_A, C6_A)</b>						
1.2 (C65A)	08/86-04/88	4G16	44	1198	CT665 CT665K1 CT715 CT715K1	ALT CA, ⇨05/1987 CA, ⇨05/1987 CA, 06/1987⇨ CA, 06/1987⇨
						4PK875
1.2 GL (C15AS)	01/84-10/86	4G16	40	1198	CT665 CT665K1	ALT CA CA
						4PK866
1.5 GLX (C12AS)	06/85-04/88	G15B	51	1468	CT665 CT665K1 CT715 CT715K1	ALT PS CA, ⇨05/1987 CA, ⇨05/1987 CA, 06/1987⇨ CA, 06/1987⇨
						4PK875 AVX13X625
	11/83-04/88	4G15	55		CT665 CT665K1 CT715 CT715K1	ALT PS CA, ⇨05/1987 CA, ⇨05/1987 CA, 06/1987⇨ CA, 06/1987⇨
						4PK875 AVX13X625
1.8 Diesel (C14AS)	01/84-09/86	4D65	43	1796	CT545 CT545K1 CT991 CT991K1	ALT PS CA CA BS BS
						AVX13X1000 AVX13X675
	09/86-04/88		44		CT545 CT545K1 CT991 CT991K1	ALT PS, 10/1986⇨ PS, ⇨09/1986 CA CA BS BS
						AVX13X1000 AVX13X625 AVX13X675
<b>LANCER III Station Wagon (C1_V, C3_V)</b>						
1.5 (C12V)	09/85-08/89	G15B	51	1468	CT665 CT665K1 CT715 CT715K1	ALT PS CA, ⇨05/1987 CA, ⇨05/1987 CA, 06/1987⇨ CA, 06/1987⇨
						4PK875 AVX13X625
	09/85-12/87	4G15	55		CT665 CT665K1 CT715 CT715K1	ALT PS CA, ⇨05/1987 CA, ⇨05/1987 CA, 06/1987⇨ CA, 06/1987⇨
						4PK875 AVX13X625
	09/88-12/90		61		CT715 CT715K1 CT738	ALT PS CA, ⇨05/1990 CA CA, 06/1990⇨
						4PK875 AVX13X625
1.5 12V (C12V)	09/90-12/91	4G15 (12V)	66	1468	CT738 CT738K1	ALT PS CA CA
						4PK875 AVX13X625
1.8 4x4 (C37V)	01/87-08/89	G37B	61	1755	CT510 CT510K1	ALT CA CA
						4PK938
	01/87-12/87	4G37	66		CT510 CT510K1	ALT CA CA
						4PK938
	03/89-12/90		63		CT510 CT510K1	ALT CA CA
						4PK938
	08/90-06/92		69		CT510 CT510K1	ALT CA CA
						4PK938
1.8 D (C14V)	09/85-09/86	4D65	43	1796	CT545	ALT CA
						AVX13X1000





## MITSUBISHI

### LANCER III Station Wagon (C1\_V, C3\_V)

					CT545K1 CT991 CT991K1	CA BS BS	
	08/86-06/92		44			ALT PS CA CA BS BS	AVX13X1000 AVX13X625

### LANCER IV (C6\_A, C7\_A)

1.3 12V (C61A)	06/92-05/94	4G13 (12V)	55	1299		ALT PS CA CA	4PK875 AVX13X625
1.5 (C62A)	06/88-05/92	4G15	62	1468	CT738 CT738K1	ALT PS CA, ⇒05/1990 CA, 06/1990⇒ CA, 06/1990⇒	4PK875 AVX13X625
1.5 12V (C62A)	05/89-05/92	4G15 (12V)	66	1468	CT715 CT738 CT738K1	ALT PS CA, ⇒05/1990 CA, 06/1990⇒ CA	4PK875 AVX13X625
1.6 16V (C76A, C66A)	06/92-05/94	4G92	83	1597	CT841 CT841K1	ALT AC PS, (-AC) CA CA	4PK780 5PK1125 5PK950
1.8 4x4 (C77A)	09/89-06/92	4G37	71	1755	CT510 CT510K1	ALT CA CA	4PK938
1.8 D (C64A)	04/88-05/92	4D65	44	1796	CT545 CT545K1 CT991 CT991K1	ALT PS CA CA BS BS	AVX13X1000 AVX13X650
1.8 GTi 16V (C68A)	11/89-05/92	4G67	100	1836	CT1000 CT1000K1 CT1109 CT1109K1	ALT PS CA CA BS BS	4PK985 AVX13X675
1.8 GTi 16V (C69A)	06/92-12/93	4G93	103	1834	CT812	ALT PS, AC, ⇒11/1993 PS, AC, 12/1993⇒ AC, ⇒11/1993 AC, 12/1993⇒ PS, (-AC) CA	4PK760 5PK1110 5PK1125 5PK847 5PK875 5PK950

### LANCER IV Stufenheck (C6\_A)

1.3 (C61A)	08/88-05/92	G13B	51	1299	CT715 CT715K1	ALT CA CA, ⇒05/1990	4PK875
	04/88-05/92	4G13 (8V)	44		CT715 CT715K1 CT738 CT738K1	ALT PS CA, ⇒05/1990 CA, ⇒05/1990 CA, 06/1990⇒ CA, 06/1990⇒	4PK875 AVX13X625
1.3 12V (C61A)	07/90-06/92	4G13 (12V)	55	1299	CT738 CT738K1	ALT PS CA CA	4PK875 AVX13X625
1.5 (C62A)	04/88-05/92	4G15	62	1468	CT715 CT715K1 CT738 CT738K1	ALT PS CA, ⇒05/1990 CA, ⇒05/1990 CA, 06/1990⇒ CA, 06/1990⇒	4PK875 AVX13X625
1.5 12V (C62A)	05/89-05/92	4G15 (12V)	66	1468	CT715 CT738 CT738K1	ALT PS CA, ⇒05/1990 CA, 06/1990⇒ CA	4PK875 AVX13X625
1.8 GLX Diesel (C64A)	04/88-05/92	4D65	44	1796		ALT PS	AVX13X1000 AVX13X650





<b>mitsubishi</b>							
<b>LANCER IV Stufenheck (C6_A)</b>							
					CT545	CA	
					CT545K1	CA	
					CT991	BS	
					CT991K1	BS	
<b>LANCER SPORTBACK (CX_A)</b>							
1.5	06/08-	4A91	80	1499		ALT	5PK1190
1.8	03/09-	4B10	103	1798		ALT	6PK2563
1.8 (CX3A)	06/08-	4B10	105	1798		ALT	6PK2563
2.0 DI-D	06/08-	BKD, BWC	103	1968		ALT, (Bosch), FOR ALT: 140A, OE-NO 06F903023F, ALT-No: 0 124 525 091	6PK1715 AP9001
					CT1051	CA	
					CT1051K1	CA	
<b>LANCER Stufenheck (CS_A)</b>							
1.3	09/03-	4G13 (16V)	60	1299		PS, ⇨08/2005 ALT, ⇨08/2005	5PK1060 5PK906
					CT1008	CA	
1.6 (CS3A)	09/03-	4G18	72	1584		PS, ⇨03/2007 ALT, ⇨03/2007	5PK1060 5PK906
					CT1008	CA, ⇨03/2007	
					CT1008K1	CA, ⇨03/2007	
2.0 (CS9A)	12/03-	4G63 (DOH C16V)	99	1997		ALT	6PK1830
					CT1000	CA	
					CT1109	BS	
					CT1109K2	BS	
2.0 16V EVO IX (CT9A)	01/06-	4G63Turbo	206	1997		ALT	6PK1795
					CT1000	CA	
					CT1109	BS	
					CT1109K2	BS	
2.0 16V EVO VIII (CT9A)	03/04-	4G63Turbo	195	1997		ALT	6PK1795
					CT1000	CA	
					CT1109	BS	
					CT1109K2	BS	
<b>LANCER Stufenheck (CY/Z_A)</b>							
1.5	06/08-	4A91	80	1499		ALT, (AC)	5PK1190
1.8	02/08-	4B10	105	1798		ALT	6PK2563
	05/10-		103			ALT	6PK2563
2.0 DI-D	01/08-	BKD, BWC	103	1968		ALT, (AC) ALT, (Bosch), FOR ALT: 140A, OE-NO 06F903023F, ALT-No: 0 124 525 091	6PK1715 AP9001
					CT1051	CA	
					CT1051K1	CA	
2.0 i Ralliart AWD (CY4A)	10/08-	4B11T/C	177	1998		ALT	6PK2563
<b>LANCER V (CB/D_A)</b>							
1.3	06/92-02/95	4G13 (12V)	55	1298		PS, 12/1993⇨ ALT PS, ⇨11/1993	4PK595 4PK875 AVX13X600 AVX13X800
					CT738	AC	
					CT738K1	CA	
					CT738K1	CA	
1.3 (CB1A)	06/92-12/96	4G13 (12V)	55	1299		PS, 12/1993⇨ ALT PS, ⇨11/1993	4PK595 4PK875 AVX13X600 AVX13X800
					CT738	AC	
					CT738K1	CA	
					CT738K1	CA	
1.6 (CB4A)	02/94-12/96	4G92	66	1597		ALT, ⇨02/1996 AC, (PS), ⇨02/1996 AC, (-PS), ⇨02/1996 PS, (-AC), ⇨02/1996	4PK780 5PK1125 5PK880 5PK950
					CT841	CA	
					CT841K1	CA, MTR-CODE: 4G92	
1.6 16V (CB4A)	06/92-12/96	4G92	83	1597		ALT AC, (PS) PS, (AC) AC, (-PS) PS, (-AC)	4PK780 5PK1125 5PK1300 5PK880 5PK950
					CT841	CA	
					CT841K1	CA	
1.6 16V 4WD (CD4A)	06/92-12/96	4G92	83	1597		ALT	4PK780
					CT841	CA	
					CT841K1	CA	
1.8 16V (CB5A)	06/92-12/93	4G93	103	1834		ALT PS, AC AC, (-PS) PS, (-AC)	4PK760 5PK1110 5PK847 5PK950
					CT812	CA	

**MITSUBISHI**



**MITSUBISHI**

**MITSUBISHI**

**LANCER V (CB/D\_A)**

↔ 2.0 Diesel (CB8A)	06/92-12/96	4D68	50	1998	CT1109 CT1109K1 CT842 CT842K1	PS ALT AC BS BS CA CA	4PK635 AVX13X1025 AVX13X950
2.0 EVO I (CD9A)	10/92-12/93	4G63Turbo	182	1997	CT1000 CT1109 CT1109K1	ALT, (-AC) ALT, (AC) CA BS BS	6PK1432 6PK1775
2.0 EVO III (CE9A)	08/95-07/96	4G63Turbo	198	1997	CT1000 CT1109 CT1109K1	ALT, (-AC) ALT, (AC) CA BS BS	6PK1432 6PK1775

**LANCER V Station Wagon (CB\_W, CD\_W)**

1.6 16V (CB4W)	12/92-10/03	4G92	83	1597	CT841 CT841K1	ALT AC PS, (-AC) CA CA	4PK780 5PK1125 5PK950
1.6 16V 4WD (CD4W)	12/92-10/03	4G92	83	1597	CT841 CT841K1	ALT AC PS, (-AC) CA CA	4PK780 5PK1125 5PK950
1.8 4x4	03/95-10/03	4G93	88	1834	CT812	ALT PS, AC AC, (-PS) PS, (-AC) CA	4PK760 5PK1110 5PK847 5PK950
1.8 i	03/95-10/03	4G93	88	1834	CT812	ALT PS, AC AC, (-PS) PS, (-AC) CA	4PK760 5PK1110 5PK847 5PK950
2.0 D	03/95-10/03	4D68T	65	1998	CT1109 CT1109K1 CT842 CT842K1	PS ALT AC BS BS CA CA	4PK635 AVX13X1025 AVX13X950
2.0 D (CB8W)	12/92-10/03	4D68	50	1998	CT1109 CT1109K1 CT842 CT842K1	PS ALT AC BS BS CA CA	4PK635 AVX13X1025 AVX13X950
2.0 D 4x4	03/95-10/03	4D68T	65	1998	CT1109 CT1109K1 CT842 CT842K1	PS ALT AC BS BS CA CA	4PK635 AVX13X1025 AVX13X950

**LANCER VI (CJ-CP\_)**

1.3 12V (CK1A)	12/95-08/03	4G13 (12V)	55	1299	CT910	AC, 06/1999⇒, ⇒05/2001 AC, ⇒05/1999 ALT, ⇒05/2001 PS, (-AC), ⇒06/1996 PS, (-AC), 07/1996⇒, ⇒05/2001 CA	5PK1060 5PK1070 5PK865 5PK950 5PK962
1.5 16V (CK2A)	12/95-08/03	4G15 (16V)	69	1468	CT910	PS, (AC), ⇒05/1996 PS, (AC), 06/1996⇒ ALT PS, (-AC), ⇒05/1996 PS, (-AC), 06/1996⇒ CA	5PK1060 5PK1070 5PK865 5PK950 5PK955
1.6 16V (CK4A)	12/95-08/03	4G92	66	1597	CT1053 CT1053K1	ALT PS, (-AC) PS, (AC) CA CA	4PK775 5PK1090 5PK1330
2.0 16V EVO	08/96-08/03	4G63Turbo	206	1997		ALT, (-AC)	6PK1432





<b>MITSUBISHI</b>							
<b>LANCER VI (CJ-CP_)</b>							
					CT1000 CT1109 CT1109K2	ALT, (AC) CA BS BS	6PK1775
<b>OUTLANDER I (CU_W)</b>							
2.0 (CU2W)	05/03-10/06	4G63 (DOH C16V)	100	1997	CT1000 CT1109	ALT CA BS	6PK1830
2.0 4WD	05/03-10/06		177	1997	CT1000 CT1109	ALT CA BS	6PK1830
2.0 4WD (CU2W)	05/03-10/06	4G63 (DOH C16V)	100	1997	CT1000 CT1109	ALT CA BS	6PK1830
			93		CT1000 CT1109	ALT CA BS	6PK1830
2.0 Turbo 4WD (CU2W)	04/04-10/06	4G63T (DOH C16V)	148	1997	CT1000 CT1109	ALT CA BS	6PK1830
2.4 4WD (CU5W)	11/03-10/06	4G69	118	2378	CT1109 CT1109K2	ALT, (AC), ⇨10/2006 BS BS	6PK1880
	05/03-10/06		119		CT1109 CT1109K2	ALT, (AC), ⇨10/2006 BS BS	6PK1880
<b>OUTLANDER II (CW_W)</b>							
2.0	11/06-	4B11	108	1998		ALT	6PK2563
2.0 DI-D	02/07-	BSY	103	1968	CT1051 CT1051K1	ALT, (Bosch), FOR ALT: 140A, OE-NO 06F903023F, ALT-No: 0 124 525 091 CA CA	6PK1715 AP9001
						ALT, (AC)	6PK1743
2.2 DI-D 4WD	08/07-	4HN, 4HK	115	2179		ALT	6PK2563
2.4	11/06-	4B12	125	2359		ALT	6PK2563
2.4 Mivec 4WD	09/07-	4B12	125	2360		ALT	6PK2563
3.0 4x4	11/06-	6B31	162	2998		PS, ⇨06/2008	4PK985
						ALT, (AC), ⇨09/2007 ALT, (AC), 10/2007⇨	6PK1185 6PK1205
<b>PAJERO CLASSIC (V2_W)</b>							
2.5 TD	07/02-	4D56T	85	2477	CT1107 CT1107K1 CT921 CT921K2	ALT, PS AC BS BS CA CA	6PK1370 AVX13X975
<b>PAJERO I (L04_G, L14_G)</b>							
2.5 TD (L044G, L049G)	01/90-12/91	4D56T	64	2477	CT517 CT517K1 CT714 CT714K1	PS PS CA CA BS BS	AVX13X1150 AVX13X785
	11/89-11/90		70		CT517 CT517K1 CT714 CT714K1	PS PS CA CA BS BS	AVX13X1150 AVX13X785
3.0 V6 (L141G, L146G)	11/88-11/90	6G72 (SOH C12V)	104	2972	CT805 CT805K1	ALT PS AC CA CA	5PK1345 AVX13X800 AVX13X925
<b>PAJERO I Canvas Top (L04_G)</b>							
2.3 TD (L043G, L048G)	12/82-04/86	4D55T	62	2347	CT517 CT517K1 CT714 CT714K1	ALT PS CA CA BS BS	17X1030Li AVX13X785
2.5 TD (L044G, L049G)	05/86-10/89	4D56T	62	2477	CT517 CT517K1 CT714 CT714K1	PS CA CA BS BS	AVX13X785
	11/89-11/90		70			PS PS	AVX13X1150 AVX13X785

**MITSUBISHI**



**MITSUBISHI**
**MITSUBISHI**
**PAJERO I Canvas Top (L04\_G)**

					CT517 CT517K1 CT714 CT714K1	CA CA BS BS	
2.6 (L042G, L047G)	01/83-11/90	4G54	76	2555		ALT PS ALT, (CAT)	AVX10X935 AVX13X750 AVX13X950

**PAJERO II (V3\_W, V2\_W, V4\_W)**

1.8 GDi Allrad	11/97-08/99	4G93	96	1834		ALT PS, (-AC) PS, OE-NO MD304887, (AC) PS, (AC), OE-NO MD187462 CA, CAMSHFT: SOHC/OHC CA, CAMSHFT: SOHC/OHC	4PK780 5PK1080 5PK1330 5PK1345
2.4 (V21W, V21C)	04/91-10/99	4G64 (12V)	82	2351	CT1048 CT1048K1	ALT BS, 05/1992⇒ BS, 05/1992⇒ CA, ⇒04/1992 CA, ⇒04/1992 CA, 05/1992⇒ BS, ⇒04/1992 BS, ⇒04/1992	AVX13X1000
2.5 TD 4x4 (V24C, V24W)	12/90-10/99	4D56TD	73	2477		ALT PS, 11/1993⇒ ALT ALT PS, 01/1992⇒, ⇒10/1993 PS, ⇒12/1991 AC BS, 11/1993⇒ BS, 11/1993⇒ CA, ⇒10/1993 CA, ⇒10/1993 BS, ⇒10/1993 BS, ⇒10/1993 CA, 11/1993⇒ CA, 11/1993⇒	17X1030Li 4PK1125 AVX10X1075 AVX10X1090 AVX13X1150 AVX13X785 AVX13X925
2.5 TDiC 2WD (V44W, V24W)	03/91-08/99	4D56T	73	2477	CT1107 CT1107K1 CT517 CT517K1 CT714 CT714K1 CT921 CT921K1	ALT, ⇒10/1993 PS, 11/1993⇒ ALT, 11/1993⇒, 2x PS, ⇒10/1993 AC BS, 11/1993⇒ BS, 11/1993⇒ CA, OE-NO MD134377, ⇒10/1993 CA, ⇒10/1993 BS, ⇒10/1993 BS, ⇒10/1993 CA, OE-NO MD300470, 11/1993⇒ CA, 11/1993⇒	17X1030Li 4PK1125 AVX10X1075 AVX13X1150 AVX13X925
2.8 TD (V46W)	06/94-10/99	4M40-T	92	2835		ALT AC	AVX10X975 AVX13X950
3.0 V6 24V (V43W, V23W)	06/97-10/99 06/94-05/97	6G72 (SOH C24V)	130 133	2972	CT1080	CA PS ALT AC CA	4PK950 5PK1125 AVX13X925
3.0 V6 4x4 (V23W, V43W, V23C)	12/90-12/95	6G72 (SOH C12V)	110	2972	CT1080 CT805 CT805K1	PS, 06/1994⇒ ALT, 06/1994⇒ ALT, ⇒05/1994 PS, ⇒05/1994 AC CA, 06/1994⇒ CA, ⇒05/1994 CA	4PK950 5PK1130 5PK1345 AVX13X800 AVX13X925
3.5 V6 24V (V25W, V45W)	06/94-10/99	6G74 (DOH C24V), 6G74 (SOHC24V)	153	3497	CT1086 CT1113	PS, 02/1999⇒ PS, ⇒05/1997 PS, 06/1997⇒, ⇒01/1999 ALT AC CA, MTR-CODE: 6G74-DOHC, 01/1998⇒ CA, MTR-CODE: 6G74-DOHC, ⇒12/1997	4PK1000 4PK1062 4PK995 5PK1130 AVX13X925
3.5 V6 24V (V45W, V25W)	07/97-10/99	6G74 (DOH C24V), 6G74 (SOHC24V)	143	3497	CT1086 CT1113	PS, 02/1999⇒ PS, 06/1997⇒, ⇒01/1999 ALT AC CA, MTR-CODE: 6G74-DOHC, 01/1998⇒ CA, MTR-CODE: 6G74-DOHC, ⇒12/1997	4PK1000 4PK995 5PK1130 AVX13X925





<b>mitsubishi</b>							
<b>PAJERO II Canvas Top (V2_W, V4_W)</b>							
↶ 1.8 GDI	06/98-04/00	4G93 (GDI)	96	1834		ALT PS, (-AC)	4PK780 5PK1080
					CT941 CT941K1	CA CA	
2.4 (V41W, V21W, V21C)	04/91-04/00	4G64 (12V)	82	2351		ALT	AVX13X1000
					CT1109 CT1109K1 CT801 CT801K1 CT825 CT991 CT991K3	BS, 05/1992⇒ BS, 05/1992⇒ CA, ⇒04/1992 CA, ⇒04/1992 CA, 05/1992⇒ BS, ⇒04/1992 BS, ⇒04/1992	
2.5 TD (V24C, V24W)	12/90-04/00	4D56TD	73	2477		ALT PS, 11/1993⇒ ALT ALT PS, 01/1992⇒, ⇒10/1993 PS, ⇒12/1991 AC	17X1030Li 4PK1125 AVX10X1075 AVX10X1090 AVX13X1150 AVX13X785 AVX13X925
					CT1107 CT517 CT517K1 CT714 CT714K1 CT921	BS, 11/1993⇒ CA, ⇒10/1993 CA, ⇒10/1993 BS, ⇒10/1993 BS, ⇒10/1993 CA, 11/1993⇒	
2.5 TDiC 2WD (V24W, V24C)	03/91-08/99	4D56T	73	2477		ALT, ⇒10/1993 PS, 11/1993⇒ ALT, 11/1993⇒, 2x PS, ⇒10/1993 AC	17X1030Li 4PK1125 AVX10X1075 AVX13X1150 AVX13X925
					CT1107 CT1107K1 CT517 CT517K1 CT714 CT714K1 CT921 CT921K2	BS, 11/1993⇒ BS, 11/1993⇒ CA, OE-NO MD134377, ⇒10/1993 CA, ⇒10/1993 BS, ⇒10/1993 BS, ⇒10/1993 CA, OE-NO MD300470, 11/1993⇒ CA, 11/1993⇒	
3.0 V6 (V23W, v43W, V23C)	12/90-12/95	6G72 (SOH C12V)	110	2972		PS, 06/1994⇒ ALT, 06/1994⇒ ALT, ⇒05/1994 PS, ⇒05/1994 AC	4PK950 5PK1130 5PK1345 AVX13X800 AVX13X925
					CT1080 CT805 CT805K1	CA, 06/1994⇒ CA, ⇒05/1994 CA	
3.0 V6 24V (V23W, V23C)	06/94-04/00	6G72 (SOH C24V)	133	2972		PS ALT AC	4PK950 5PK1125 AVX13X925
					CT1080	CA	
<b>PAJERO III Canvas Top (V60, V70)</b>							
2.5 TDi (V64W, V74W)	09/01-12/06	4D56T	85	2477		AC	AVX13X975
					CT1107 CT1107K1 CT921 CT921K2	BS BS CA CA	
3.2 DI-D (V68W, V78W)	04/00-12/06	4M41	121	3200		ALT, MTR-CODE: 4M41 AC	2XAVX10X960 AVX13X925
	10/01-12/06		118			ALT, MTR-CODE: 4M41 AC, MTR-CODE: 4M41	2XAVX10X960 AVX13X925
3.5 V6 GDI (V65W, V75W)	04/00-12/06	6G74 (DOH C24V), 6G74 (SOHC24V)	149	3497		ALT, WP, PS, AC CA, MTR-CODE: 6G74-DOHC	7PK2418
					CT1113		
<b>PAJERO PININ (H6_W, H7_W)</b>							
1.8 (H76W, H66W)	11/01-06/07	4G93	84	1834		ALT PS, (-AC) PS, (AC), OE-NO MD304887 PS, (AC), OE-NO MD187462 CA, CAMSHFT: SOHC/OHC CA, CAMSHFT: SOHC/OHC	4PK780 5PK1090 5PK1330 5PK1345
					CT1048 CT1048K1		
1.8 GDI (H66W)	10/99-06/07	4G93 (GDI)	88	1834		ALT PS, (-AC) PS, (AC) CA, 09/2001⇒, ⇒02/2005, CAMSHFT: SOHC/OHC	4PK780 5PK1090 5PK1345
					CT1048 CT1048K1 CT941	CA, 09/2001⇒, ⇒02/2005, CAMSHFT: SOHC/OHC CA, 09/2001⇒, ⇒02/2005, CAMSHFT: SOHC/OHC CA, MTR-CODE: 4G93, ⇒06/2000	

**MITSUBISHI**





**MITSUBISHI**
**PAJERO PININ (H6\_W, H7\_W)**

↔					<b>CT941K1</b>	CA, MTR-CODE: 4G93, ⇨06/2000	
2.0 GDI (H67W, H77W)	10/00-06/07	4G94 (GDI)	95	1999		ALT PS, (-AC) PS, (AC) CA	4PK780 5PK1090 5PK1345
					<b>CT1116</b>		

**PAJERO SPORT (K90)**

1.8 Allrad	03/01-02/05	4G93	84	1834		ALT PS, (-AC) PS, OE-NO MD304887, (AC) PS, (AC), OE-NO MD187462 CA, CAMSHFT: SOHC/OHC CA, CAMSHFT: SOHC/OHC	4PK780 5PK1080 5PK1330 5PK1345
					<b>CT1048</b> <b>CT1048K1</b>		
2.5 TD (K94W)	11/98-	4D56T	73	2477		PS BS CA	4PK1125
					<b>CT1107</b> <b>CT921</b>		
	07/02-		85			ALT PS AC	2XAVX10X1075 4PK1125 AVX13X825
					<b>CT1107</b> <b>CT1107K1</b> <b>CT921</b> <b>CT921K2</b>	BS BS CA CA	
3.0 V6 (K96W)	11/98-	6G72 (SOH C24V)	130	2972		AC CA	AVX13X875
					<b>CT1080</b>		
	06/00-		125			PS ALT AC CA	4PK970 5PK1135 AVX13X875
					<b>CT1080</b>		

**SANTAMO**

2.0 16V	05/99-12/04	4G63 (DOH C16V)	102	1997		AC ALT PS CA CA BS BS	4PK954 4PK985 AVX13X675
					<b>CT1000</b> <b>CT1000K1</b> <b>CT1109</b> <b>CT1109K1</b>		
2.0 16V 4x4	05/99-12/04	4G63 (DOH C16V)	102	1997		AC ALT PS CA CA BS BS	4PK962 4PK990 AVX13X675
					<b>CT1000</b> <b>CT1000K1</b> <b>CT1109</b> <b>CT1109K1</b>		

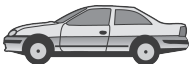







**SAPPORO I (A12\_)**

1.6 SL, GL (A121)	04/78-07/80	4G32	55	1597		ALT CA	AVX10X813
					<b>CT687</b>		
2.0 (A123)	04/78-07/80	4G52	66	1995		ALT	AVX10X935
			72			ALT	AVX10X935
	01/79-07/80		79			ALT PS CA	AVX10X960 AVX13X1025
					<b>CT687</b>		

**SAPPORO II (A16\_A)**

1.6 GLX (A161A)	08/80-09/84	4G32	55	1597		ALT CA BS BS	AVX10X813
					<b>CT511</b> <b>CT991</b> <b>CT991K2</b>		
2.0 GSL (A164A)	08/80-08/83	4G63 (SOHC8V)	75	1997		ALT PS, ⇨06/1983 PS, 07/1983⇨ CA, 08/1981⇨ CA, 09/1981⇨ BS, ⇨07/1981 CA, ⇨07/1981 BS, 08/1981⇨ BS, 08/1981⇨	AVX10X960 AVX13X1025 AVX13X975
					<b>CT511</b> <b>CT511K2</b> <b>CT664</b> <b>CT687</b> <b>CT991</b> <b>CT991K1</b>		
2.0 GSR (A164A)	08/80-09/84	4G63 (SOHC8V)	82	1995		ALT PS, ⇨06/1983 PS, 07/1983⇨ CA, 08/1981⇨ CA, 08/1981⇨ BS, ⇨07/1981 CA, ⇨07/1981 BS, 08/1981⇨ BS, 08/1981⇨	AVX10X960 AVX13X1025 AVX13X975
					<b>CT511</b> <b>CT511K2</b> <b>CT664</b> <b>CT687</b> <b>CT991</b> <b>CT991K1</b>		
2.0 Turbo ECI (A164)	08/82-08/83	4G63T (ECI)	125	1997		ALT ALT PS, ⇨06/1983 PS, 07/1983⇨	AVX10X960 AVX10X975 AVX13X1025 AVX13X975



								
<b>mitsubishi</b>								
<b>SAPPORO II (A16_A)</b>					CT511 CT511K2 CT991 CT991K1	CA CA BS BS		
<b>SAPPORO III (E16A)</b> 2.4 (E16A)	06/87-08/90	4G64 (8V)	91	2351	CT801 CT801K1 CT991 CT991K3	ALT CA CA BS BS	4PK975	
<b>SIGMA (F2_A, F1_A)</b> 3.0 V6	12/90-07/96	6G72 (SOH C12V)	130	2972	CT822	PS, 12/1991⇒ ALT, (-AC) ALT, (AC) PS, ⇒11/1991 CA	4PK925 6PK1070 6PK1153 AVX13X925	
		6G72 (DOH C24V)	151			PS, 12/1991⇒ ALT, (-AC) ALT, (AC) PS, ⇒11/1991 CA	4PK925 6PK1070 6PK1153 AVX13X925	
<b>SIGMA Station Wagon (F0_W)</b> 3.0 (V6)	06/92-10/96	6G72 (SOH C12V)	125	2972	CT805 CT805K1	AC, OE-NO MB568898 AC, OE-NO MB568899 ALT CA CA	4PK938 4PK950 5PK1240	
<b>SPACE RUNNER (N1_W, N2_W)</b> 1.8 (N11W)	06/96-08/99	4G93	85	1834	CT821 CT821K1	ALT AC PS CA CA	4PK780 5PK1145 5PK925	
						10/91-08/99	90	ALT, ⇒06/1993 ALT, 06/1993⇒ PS, (AC) PS, (-AC), 07/1992⇒ PS, (-AC), ⇒06/1992 CA CA
	06/96-08/99	4G93	85	1834	CT821 CT821K1	ALT AC PS CA CA	4PK775 5PK1145 5PK925	
						10/91-08/99	90	ALT, ⇒06/1993 ALT, 06/1993⇒ PS, (AC) PS, (-AC), 07/1992⇒ PS, (-AC), ⇒06/1992 CA CA
	2.0 16V	06/97-08/99	4G63 (DOH C16V)	98	1997	CT1109 CT1109K1 CT839 CT839K1	PS BS BS CA CA	5PK1090
	2.0 TD (N18W)	10/92-08/99	4D68T	60	1998	CT1109 CT1109K1 CT842 CT842K1	PS ALT AC BS BS CA CA	4PK635 AVX13X1025 AVX13X950
	<b>SPACE RUNNER (N6_W)</b> 2.0	08/99-08/02	4G63 (DOH C16V)	100	1997	CT1016 CT1016K1 CT1109 CT1109K2	PS, (-AC) PS, (AC) ALT CA, MTR-CODE: 4G63 CA, MTR-CODE: 4G63 BS BS	5PK1090 5PK1393 5PK940
08/99-08/02							4G64 (GDI)	110




**mitsubishi**
**mitsubishi**
**SPACE RUNNER (N6\_W)**

↔ **CT1109K2** MTR-CODE: 4G64, BS

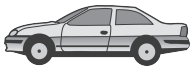
**SPACE STAR (DG\_A)**

1.3 16V (DG1A)	06/98-12/04	4G13 (16V)	63	1299	<b>CT1008</b> <b>CT1008K1</b>	PS, (AC) ALT PS, (-AC) CA CA	<b>5PK1060</b> <b>5PK865</b> <b>5PK962</b>
	12/98-12/04		61		<b>CT1008</b> <b>CT1008K1</b>	PS, (AC) ALT PS, (-AC) CA CA	<b>5PK1060</b> <b>5PK865</b> <b>5PK962</b>
	09/00-12/04		60		<b>CT1008</b> <b>CT1008K1</b>	PS, (AC) ALT PS, (-AC) CA CA	<b>5PK1060</b> <b>5PK865</b> <b>5PK962</b>
1.6 16V (DG3A)	01/01-12/04	4G18	72	1584	<b>CT1008</b> <b>CT1008K1</b>	PS, (AC) ALT PS, (-AC) CA CA	<b>5PK1060</b> <b>5PK865</b> <b>5PK962</b>
1.8 GDI (DG5A)	06/98-12/04	4G93 (GDI)	90	1834	<b>CT1048</b> <b>CT1048K1</b> <b>CT941</b> <b>CT941K1</b>	ALT, NO COLD COUNTRIES ALT, COLD COUNTRIES PS, (-AC) PS, (AC) CA, CAMSHFT: SOHC/OHC, 09/2002⇒ CA, CAMSHFT: SOHC/OHC, 09/2002⇒ CA, CAMSHFT: DOHC, ⇒08/2002 CA, CAMSHFT: DOHC, ⇒08/2002	<b>4PK775</b> <b>4PK780</b> <b>5PK1090</b> <b>5PK1345</b>
			87		<b>CT941</b> <b>CT941K1</b>	ALT, NO COLD COUNTRIES ALT, COLD COUNTRIES PS, (-AC) PS, (AC) CA CA, MTR-CODE: 4G93 GDI	<b>4PK775</b> <b>4PK780</b> <b>5PK1090</b> <b>5PK1345</b>
1.8 MPI	10/02-12/04	4G93	82	1834	<b>CT1048</b> <b>CT1048K1</b>	ALT, NO COLD COUNTRIES ALT, COLD COUNTRIES PS, (-AC) PS, (AC) CA CA	<b>4PK775</b> <b>4PK780</b> <b>5PK1090</b> <b>5PK1345</b>
1.9 DI-D	10/02-12/04	F9Q2	85	1870	<b>CT1025</b> <b>CT1025K1</b> <b>CT1025WP1</b> <b>CT1025WP2</b>	ALT, WP, PS ALT, WP, PS, AC CA CA, MTR-CODE: F9Q2 CA, MTR-CODE: F9Q2 CA, MTR-CODE: F9Q2	<b>6PK1125</b> <b>6PK1795</b>
1.9 DI-D (DG4A)	02/01-12/04	F9Q1	75	1870	<b>CT1025</b> <b>CT1025K1</b> <b>CT1025WP1</b> <b>CT1025WP2</b>	ALT, (-AC) ALT, (AC) ALT, (Valeo), FOR ALT: 125A, ALT-No: SG12B017, SG12B071, SG12B096 ALT, (Valeo), FOR ALT: 125A, ALT-No: SG12B050, SG12B095, SG12B108 ALT, (Valeo), FOR ALT: 120A, ALT-No: SG10B019, SG10B032, A13VI297 CA CA, MTR-CODE: F9Q1 CA, MTR-CODE: F9Q1 CA, MTR-CODE: F9Q1	<b>6PK1125</b> <b>6PK1795</b> <b>AP9039</b> <b>AP9043</b> <b>AP9052</b>

**SPACE WAGON (D0\_V/W)**

1.8 4x4 (D05V, D05W)	10/87-08/88	4G37	66	1755	<b>CT511</b> <b>CT511K1</b> <b>CT991</b> <b>CT991K2</b>	ALT PS CA CA BS BS	<b>4PK938</b> <b>AVX13X625</b>
1.8 GLX (D05V, D05W)	01/84-12/88	4G37	66	1755	<b>CT511</b> <b>CT511K1</b> <b>CT687</b> <b>CT991</b> <b>CT991K2</b>	ALT, 03/1985⇒ ALT, ⇒02/1985 ALT, ⇒02/1985, (PS) CA, 01/1987⇒ CA, 01/1987⇒ CA, ⇒12/1986 BS BS	<b>4PK938</b> <b>AVX10X935</b> <b>AVX13X950</b>
1.8 TD (D09V, D09W)	06/86-04/91	4D65T	55	1796		ALT AC AC	<b>AVX13X1000</b> <b>AVX13X925</b> <b>AVX13X950</b>





## mitsubishi

### SPACE WAGON (D0\_VW)

					CT545 CT545K1 CT991 CT991K1	CA CA BS BS	
2.0 4x4 (D08W)	03/85-04/91	4G63 (SOHC8V)	75	1997	CT511 CT511K2 CT991 CT991K1 CT991K3	ALT CA CA BS BS, ⇨04/1987 BS, 05/1987⇨	4PK975
2.0 GLX (D04W)	06/86-05/88	G63B	62	1997	CT511 CT511K2 CT991 CT991K1 CT991K3	ALT PS CA CA BS BS, ⇨04/1987 BS, 05/1987⇨	4PK975 AVX13X675
2.0 GLX 4x4 (D08W)	06/86-05/88	G63B	62	1997	CT511 CT511K2 CT991 CT991K1 CT991K3	ALT CA CA BS BS, ⇨04/1987 BS, 05/1987⇨	4PK975
2.0 GLXi (D04W)	06/88-04/91	4G63 (SOHC8V)	74	1997	CT511 CT511K2 CT991 CT991K3	ALT CA CA BS BS	4PK975
2.0 GLXi 4x4 (D08W)	06/88-04/91	4G63 (SOHC8V)	74	1997	CT511 CT511K2 CT991 CT991K3	ALT CA CA BS BS	4PK975

### SPACE WAGON (N3\_W, N4\_W)

1.8 (N31W)	10/91-10/98	4G93	90	1834	CT821 CT821K1	ALT PS, (AC) PS, (-AC) CA CA	4PK760 5PK1145 5PK950
1.8 4x4 (N41W)	10/91-10/98	4G93	90	1834	CT821 CT821K1	ALT PS, (AC) PS, (-AC) CA CA	4PK760 5PK1145 5PK950
1.8 TD (N35W)	10/91-10/98	4D65T	55	1796	CT545 CT545K1 CT991 CT991K1	ALT AC AC CA CA BS BS	AVX13X1000 AVX13X925 AVX13X950
2.0 (N33W)	05/91-10/97	4G63 (SOHC8V)	77	1997	CT1109 CT839	PS AC, OE-NO MB439494 AC, OE-NO MB568898 ALT PS BS CA	4PK648 4PK925 4PK938 4PK985 AVX13X625
	10/92-10/98	4G63 (DOH C16V)	98		CT1109 CT1109K1 CT839 CT839K1	PS AC, OE-NO MB439494 AC, OE-NO MB568898 ALT BS BS CA CA	4PK648 4PK925 4PK938 4PK985
2.0 4x4 (N43W)	10/92-10/98	4G63 (DOH C16V)	98	1997	CT1109 CT1109K1 CT839 CT839K1	PS AC, OE-NO MB439494 AC, OE-NO MB568898 ALT BS BS CA CA	4PK648 4PK925 4PK938 4PK985
2.0 TD (N38W)	10/92-10/98	4D68T	60	1998	CT1109	PS ALT AC BS	4PK635 AVX13X1025 AVX13X950


**MITSUBISHI**
**MITSUBISHI**
**SPACE WAGON (N3\_W, N4\_W)**

					CT1109K1 CT842 CT842K1	BS CA CA	
2.4	10/91-10/97	4G64 (SOH C16V)	88	2351		AC ALT	4PK925 4PK985
					CT1109 CT1109K1 CT836	BS CA, ⇒08/1995 CA, 06/1995⇒	
2.4 4x4	10/91-10/97	4G64 (SOH C16V)	86	2351		AC ALT	4PK925 4PK985
					CT1109 CT1109K1 CT836	BS CA, ⇒08/1995 CA, 06/1995⇒	

**SPACE WAGON (N9\_W, N8\_W)**

2.0 GDI	04/02-12/04	4G63 (DOH C16V)	98	1997		PS, (-AC) PS, (AC) ALT	5PK1090 5PK1393 5PK940
					CT1016 CT1016K1 CT1109 CT1109K2	CA CA BS BS	
2.4 GDI	10/98-12/04	4G64 (GDI)	110	2351		PS, (-AC) PS, (AC) ALT	5PK1090 5PK1393 5PK940
					CT1071 CT1071K1 CT1109 CT1109K2	MTR-CODE: 4G64, CA MTR-CODE: 4G64, CA MTR-CODE: 4G64, BS MTR-CODE: 4G64, BS	
	09/00-12/04		108			PS, (-AC) PS, (AC) ALT	5PK1090 5PK1393 5PK940
					CT1071 CT1071K1 CT1109 CT1109K2	MTR-CODE: 4G64, CA MTR-CODE: 4G64, CA MTR-CODE: 4G64, BS MTR-CODE: 4G64, BS	
2.4 GDI 4x4	10/98-12/04	4G64 (GDI)	110	2351		PS, (-AC) PS, (AC) ALT	5PK1090 5PK1393 5PK940
					CT1071 CT1071K1 CT1109 CT1109K2	MTR-CODE: 4G64, CA MTR-CODE: 4G64, CA MTR-CODE: 4G64, BS MTR-CODE: 4G64, BS	
	09/00-12/04		108			PS, (-AC) PS, (AC) ALT	5PK1090 5PK1393 5PK940
					CT1071 CT1071K1 CT1109 CT1109K2	MTR-CODE: 4G64, CA MTR-CODE: 4G64, CA MTR-CODE: 4G64, BS MTR-CODE: 4G64, BS	

**STARION (A18\_A)**

2.0 Turbo ECi (A183A)	06/82-12/85	4G63T (ECi)	125	1997		ALT PS, ⇒02/1983 PS, 03/1983⇒	AVX10X975 AVX13X1025 AVX13X975
					CT511 CT511K2 CT991 CT991K1	CA CA BS BS	
	05/85-08/87	4G63T/C	132			ALT PS	AVX10X975 AVX13X975
					CT511 CT511K2 CT991 CT991K1 CT991K3	CA CA BS BS, ⇒04/1987 BS, 05/1987⇒	
2.6 Turbo ECi (A187A)	09/87-06/90	G54BT/C	114	2555		ALT, ⇒01/1988 PS ALT, 02/1988⇒	AVX10X935 AVX13X750 AVX13X975

**TREDIA (A21\_)**

1.4 GLX (A211)	10/82-08/85	4G12	51	1410		ALT CA CA	AVX10X865
					CT665 CT665K1		
1.6 Turbo (A212)	09/82-05/85	4G32T	84	1597		ALT ALT, (PS)	AVX10X935 AVX13X950
					CT510 CT510K1 CT511 CT991 CT991K2	CA, ⇒06/1983 CA, ⇒06/1983 CA, 06/1983⇒ BS BS	




**NISSAN**

<b>MITSUBISHI</b>							
<b>TREDIA (A21_)</b>							
↔	09/82-07/84		85			ALT ALT, (PS) CA, ⇨06/1983 CA, ⇨06/1983 CA, 06/1983⇨ BS BS	AVX10X935 AVX13X950
1.8 GLS (A215)	08/84-07/86	4G37	66	1755	CT510 CT510K1 CT511 CT991 CT991K2	ALT CA BS BS	AVX13X1000
GLS 1.6 (A212)	09/82-10/87	4G32	55	1597	CT510 CT510K1 CT511 CT991 CT991K2	ALT ALT, (PS) CA, ⇨06/1983 CA, ⇨06/1983 CA, 06/1983⇨ BS BS	AVX10X935 AVX13X950

<b>MITSUBISHI (BBDC)</b>							
<b>OUTLANDER</b>							
2.4	07/06-	4G64 4G69	99 121	2350 2378		ALT CA	6PK1836 6PK1836
2.4 Allrad	07/06-	4G69	121	2378		ALT, (AC)	6PK1836

<b>MORRIS</b>							
<b>MARINA</b>							
1.8	04/71-12/79		59	1798		ALT, ⇨12/1975, MTR-NO 2864⇨ ALT, ⇨12/1975, ⇨MTR-NO 2863 ALT, 01/1976⇨	AVX10X888 AVX10X925 AVX10X950
1.8 TC	04/71-09/75		68	1798		ALT, MTR-NO 2864⇨ ALT, ⇨MTR-NO 2863	AVX10X888 AVX10X925
1300	04/71-06/75		44	1275		ALT, (AUTOM) DYN, ⇨12/1973 ALT	AVX10X813 AVX10X813 AVX10X838
<b>MARINA Coupe</b>							
1300	04/71-06/75		42	1275		ALT, (AUTOM) DYN, ⇨12/1973 ALT	AVX10X813 AVX10X813 AVX10X838
1800	04/71-12/75		53	1798		ALT, MTR-NO 2864⇨ ALT, ⇨MTR-NO 2863	AVX10X888 AVX10X925
1800 TC	04/71-12/75		70	1798		ALT, MTR-NO 2864⇨ ALT, ⇨MTR-NO 2863	AVX10X888 AVX10X925
<b>MARINA Station Wagon</b>							
1800	04/71-10/75		57	1798		ALT, MTR-NO 2864⇨ ALT, ⇨MTR-NO 2863	AVX10X888 AVX10X925

<b>MOSKVIC</b>							
<b>2140</b>							
1.5	07/78-11/83		55	1469		ALT	AVX10X825
<b>21412</b>							
1.5	05/89-		51	1478		ALT	AVX10X825
<b>403</b>							
E 1.4	03/62-		33	1360		DYN, WP, FAN	SPZ850
I E 1.4	02/64-		33	1360		DYN, WP, FAN	SPZ850
<b>407</b>							
1.4	08/58-		33	1360		DYN, WP, FAN	SPZ850
<b>412</b>							
1.5	03/71-		55	1478		ALT ALT	AVX10X825 AVX10X888
<b>427 Kombi</b>							
1.5	01/75-		55	1478		DYN, WP, FAN	SPZ875
<b>ASLK 2140</b>							
1.5	03/76-		55	1478		ALT	AVX10X825

<b>NISSAN</b>							
<b>100 NX (B13)</b>							
1.6	03/90-10/94	GA16DS	66	1597		ALT, (PS) PS AC ALT, (-PS)	4PK805 4PK810 4PK830 4PK915
1.6 SR	09/93-10/94	GA16DE	75	1597		ALT, (PS) PS AC ALT, (-PS)	4PK805 4PK810 4PK830 4PK915





**NISSAN**

## NISSAN

<b>100 NX (B13)</b> ↔ 2.0 GTI	03/91-10/94	SR20DE	105	1998		ALT, (-AC) PS ALT, (AC)	4PK830 4PK845 6PK1033
<b>200 SX (S13)</b> 1.8 Turbo	07/88-11/93	CA18DET	124	1809		PS AC ALT CA	3PK835 4PK845 4PK866
					<b>CT515</b>		
<b>200 SX (S14)</b> 2.0 i 16V Turbo	10/93-12/99	SR20DET	147	1998		PS AC ALT	3PK875 4PK875 5PK934
<b>280 ZX,ZXT (HGS130)</b> 2.8	10/78-06/83	L28E	103	2753		PS ALT AC, 10/1979⇒ AC, ⇒09/1979	AVX13X1125 AVX13X875 AVX13X900 AVX17X950
	02/80-09/82		108			PS ALT AC	AVX13X1125 AVX13X875 AVX13X900
	01/82-02/84		110			PS ALT AC	AVX13X1125 AVX13X875 AVX13X900
	01/83-02/84	L28ET	147			PS ALT AC	AVX13X1125 AVX13X875 AVX13X900
<b>300 ZX (Z31)</b> 3.0	01/84-12/87	VG30E	125	2960		PS, 02/1987⇒ AC, 02/1987⇒ PS, ⇒02/1987 AC, ⇒02/1987 ALT CA	3PK1000 4PK1413 AVX13X1050 AVX13X1425 AVX13X925
					<b>CT693</b>		
3.0 Turbo	05/87-10/90	VG30ET	149	2960		PS ALT AC CA	3PK1000 4PK1028 4PK1413
					<b>CT693</b>		
	04/84-10/90	VG30T	168			PS, 02/1987⇒ ALT AC, 02/1987⇒ PS, ⇒02/1987 AC, ⇒02/1987 CA	3PK1000 4PK1028 4PK1413 AVX13X1050 AVX13X1425
					<b>CT693</b>		
<b>300 ZX (Z32)</b> 3.0 Twin Turbo	05/90-09/95	VG30DETT	208	2960		ALT PS AC	4PK1038 4PK925 4PK962
			197			ALT PS AC	4PK1038 4PK925 4PK962
<b>350 Z (Z33)</b> 3.5	10/03- 04/06- 09/05-	VQ35DE VQ35HR	206 221 230	3498		AC AC AC ALT	4PK950 4PK950 4PK950 6PK1180
<b>350 Z Roadster (Z33)</b> 3.5	04/06- 09/05-	VQ35DE VQ35HR	221 230	3498		AC PS ALT, (AC) ALT, (-AC)	4PK950 4PK870 6PK1110 6PK820
<b>ALMERA Classic (B10)</b> 1.6 16V	03/06-	QG16DE	79	1597		PS ALT, (AC) ALT, (-AC)	3PK860 6PK1110 6PK815
<b>ALMERA I (N15)</b> 1.4	09/95-07/00	GA14DE	64	1392		ALT PS AC ALT, WP	4PK805 4PK810 4PK830 4PK915
1.4 GX,LX	09/95-07/00	GA14DE	55	1392		ALT PS AC ALT, WP	4PK805 4PK810 4PK830 4PK915
1.6	09/95-07/00	GA16DE	73	1597		ALT, (AC), 04/1996⇒ ALT, (AC), ⇒04/1996 PS ALT, (-AC)	4PK1100 4PK1125 4PK810 4PK825
1.6 SLX	09/95-07/00	GA16DE	66	1597		ALT, (AC), 04/1996⇒	4PK1100





<b>NISSAN</b>							
<b>ALMERA I (N15)</b>							
↔						ALT, (AC), ⇒04/1996 PS ALT, (-AC)	4PK1125 4PK810 4PK825
2.0 D	11/95-07/00	GD20	55	1974		PS ALT AC 04/1996⇒, INJP INJP, 04/1996⇒ CA CA INJP, ⇒03/1996 ⇒03/1996, INJP	AVX13X800 AVX13X850 AVX13X850
					<b>CT1005</b> <b>CT1005K1</b> <b>CT781</b> <b>CT781K3</b> <b>CT933</b> <b>CT933K1</b>		
<b>ALMERA I Hatchback (N15)</b>							
1.4	09/95-03/00	GA14DE	64	1392		ALT PS AC ALT, WP	4PK805 4PK810 4PK830 4PK915
1.4 S,GX,LX	09/95-03/00	GA14DE	55	1392		ALT PS AC ALT, WP	4PK805 4PK810 4PK830 4PK915
1.6	09/95-03/00	GA16DE	73	1597		ALT, (AC), 04/1996⇒ ALT, (AC), ⇒04/1996 PS ALT, (-AC)	4PK1100 4PK1125 4PK810 4PK825
1.6 SR,SLX	09/95-03/00	GA16DE	66	1597		ALT, (AC), 04/1996⇒ ALT, (AC), ⇒04/1996 PS ALT, (-AC)	4PK1100 4PK1125 4PK810 4PK825
2.0 D	11/95-03/00	CD20	55	1974		PS ALT AC 04/1996⇒, INJP INJP, 04/1996⇒ CA CA INJP, ⇒03/1996 ⇒03/1996, INJP	AVX13X800 AVX13X850 AVX13X850
					<b>CT1005</b> <b>CT1005K1</b> <b>CT781</b> <b>CT781K3</b> <b>CT933</b> <b>CT933K1</b>		
2.0 GTi	07/96-03/00	SR20DE	105	1998		ALT, (-AC) PS ALT, (AC)	4PK830 4PK845 6PK1033
<b>ALMERA II (N16)</b>							
1.5	07/00-	QG15DE	66	1498		PS ALT, (AC) ALT, (-AC)	4PK850 6PK1110 6PK820
	10/02-		72	1497		PS ALT, (AC) ALT, (-AC)	4PK850 6PK1110 6PK820
1.5 dCi	01/03-	K9K722	60	1461		ALT, (-AC) ALT, AC ALT, (Bosch), FOR ALT: 110A, OE-NO 23100-BN700, 23100-BN701, 23100- BN704 CA CA, ⇒08/2003 CA, 09/2003⇒ CA, MTR-CODE: K9K, ⇒08/2003 CA, 09/2003⇒	5PK1135 5PK1200 AP9025
					<b>CT1035</b> <b>CT1035K1</b> <b>CT1035K2</b> <b>CT1035WP1</b> <b>CT1035WP2</b>		
1.8	07/00-	QG18DE	84	1769		PS ALT, (AC) ALT, (-AC)	4PK850 6PK1110 6PK820
	10/02-		85			PS ALT, (AC) ALT, (-AC)	4PK850 6PK1110 6PK820
	01/02-		94			PS, 04/2001⇒ ALT, (AC), 04/2001⇒ ALT, (-AC)	4PK850 6PK1100 6PK820
2.2 dCi	09/03-	YD22DDT	82	2184		AC	AVX13X938
		YD22DDTi	100			AC	AVX13X938
2.2 Di	07/00-	YD22DDT	81	2184		AC	AVX13X938
<b>ALMERA II Hatchback (N16)</b>							
1.5	03/00-	QG15DE	66	1498		PS ALT, (AC) ALT, (-AC)	4PK850 6PK1110 6PK820
	10/02-		72	1497		PS ALT, (AC) ALT, (-AC)	4PK850 6PK1110 6PK820
1.5 dCi	01/03-	K9K722	60	1461		ALT, (-AC)	5PK1135

**NISSAN**






## NISSAN

### ALMERA II Hatchback (N16)

						ALT, AC ALT, (Bosch), FOR ALT: 110A, OE-NO 23100-BN700, 23100-BN701, 23100- BN704 CA CA, ⇨08/2003 CA, 09/2003⇨ CA, MTR-CODE: K9K, ⇨08/2003 CA, 09/2003⇨	<b>5PK1200</b> <b>AP9025</b>
1.8	01/00-	QG18DE	84	1769		PS ALT, (AC) ALT, (-AC)	<b>4PK850</b> <b>6PK1110</b> <b>6PK820</b>
	10/02-		85			PS ALT, (AC) ALT, (-AC)	<b>4PK850</b> <b>6PK1110</b> <b>6PK820</b>
2.2 dCi	09/03-	YD22DDT	82	2184		AC	<b>AVX13X938</b>
		YD22DDTi	100			AC	<b>AVX13X938</b>
2.2 Di	03/00-	YD22DDT	81	2184		AC	<b>AVX13X938</b>

### ALMERA TINO (V10)

1.8	08/00-	QG18DE	84	1769		PS ALT, (AC), 09/2004⇨ ALT, (AC), ⇨09/2004 ALT, (-AC)	<b>4PK850</b> <b>6PK1090</b> <b>6PK1110</b> <b>6PK820</b>
	12/02-		85			PS AC ALT	<b>4PK850</b> <b>6PK1095</b> <b>6PK820</b>
2.0	08/00-	SR20DE	100	1998		PS AC	<b>4PK830</b> <b>6PK1033</b>
2.2 dCi	09/03-	YD22DDT	82	2184		AC	<b>AVX13X938</b>
		YD22DDTi	100			AC	<b>AVX13X938</b>
2.2 Di	08/00-	YD22DDTi	84	2184		AC	<b>AVX13X938</b>

### BLUEBIRD (910)

1.8	01/80-12/83	L18S	65	1770		ALT	<b>AVX10X913</b>
2.0 D	01/80-12/83	LD20	44	1952		ALT, 12/1981⇨ ALT, ⇨12/1981, (AC) ALT, 12/1981⇨, (AC) OILP ALT, ⇨12/1981 INJP, ⇨12/1981	<b>AVX13X1000</b> <b>AVX13X1000</b> <b>AVX13X1025</b> <b>AVX13X825</b> <b>AVX13X975</b>
2.0 i	01/82-12/83	Z20E	80	1952	<b>CT668</b>	ALT AIRC	<b>AVX10X950</b> <b>AVX13X850</b>

### BLUEBIRD (T72 , T12)

1.6	03/86-06/90	CA16S	61	1598		ALT, (PS), (AC) ALT, (-PS), (AC) ALT, (PS), (-AC), 12/1987⇨ WP, (-PS), (AC) PS ALT, (-PS), (-AC) ALT, (PS), (-AC), ⇨12/1987 AC CA CA	<b>4PK698</b> <b>4PK706</b> <b>4PK725</b> <b>4PK810</b> <b>4PK925</b> <b>4PK962</b> <b>6PK730</b> <b>6PK884</b>
1.8 i 16V (RLT72)	02/89-12/90	CA18D	95	1809	<b>CT674</b> <b>CT674K1</b>	ALT, (AC) ALT, (PS) PS, ENGINE: OHC PS, ENGINE: DOHC ALT AC CA, ENGINE: DOHC CA, ENGINE: OHC	<b>4PK715</b> <b>4PK725</b> <b>4PK925</b> <b>4PK938</b> <b>4PK962</b> <b>6PK884</b>
2.0 (T12)	12/85-12/87	CA20S	75	1974	<b>CT515</b> <b>CT674</b>	ALT, (AC) ALT, (PS), 12/1987⇨ WP PS ALT ALT, (PS), ⇨12/1987 AC CA CA	<b>4PK715</b> <b>4PK725</b> <b>4PK810</b> <b>4PK925</b> <b>4PK962</b> <b>6PK730</b> <b>6PK884</b>
2.0 D (SLT72, T12)	03/86-12/90	LD20	49	1952	<b>CT655</b> <b>CT655K1</b>	ALT, (AC) ALT, (-AC) PS AC CA	<b>AVX13X725</b> <b>AVX13X785</b> <b>AVX13X900</b> <b>AVX17X950</b>
2.0 i	09/88-09/90	CA20E	85	1974	<b>CT897</b>	ALT, (AC) ALT, (PS), (-AC) PS ALT, (-PS), (-AC)	<b>4PK706</b> <b>4PK725</b> <b>4PK925</b> <b>4PK962</b>





<b>NISSAN</b>							
<b>BLUEBIRD (T72 , T12)</b>							
						AC CA CA	6PK884
2.0 i (HLT72, T12)	12/85-12/90	CA20E	77	1974	CT655 CT655K1	ALT, (AC) ALT, 12/1987⇒, (PS) WP, (AC) PS PS, ENGINE: DOHC ALT ALT, ⇒12/1987, (PS) AC CA CA	4PK715 4PK725 4PK810 4PK925 4PK938 4PK962 6PK730 6PK884
<b>BLUEBIRD (U11)</b>							
1.8	11/83-06/88	CA18S	66	1809	CT674 CT674K1	ALT, ⇒01/1986 ALT, PS, AC, ⇒01/1986 ALT, (PS), ⇒01/1986 PS, ⇒01/1986 CA CA	AVX10X1075 AVX10X785 AVX10X940 AVX10X950
2.0 D	04/84-01/88	LD20	43	1952	CT897	ALT, (PS), (AC) ALT, (PS), (-AC) ALT PS AC CA	AVX13X725 AVX13X785 AVX13X900 AVX13X900 AVX17X950
2.0 i	04/84-01/88	CA20E	77	1974	CT655 CT655K1	ALT, (PS), (AC) ALT, (-PS), (AC) ALT, (PS), (-AC), 12/1987⇒ WP, (-PS), (AC) PS ALT, (-PS), (-AC) ALT, (PS), (-AC), ⇒12/1985 AC CA CA	4PK698 4PK706 4PK725 4PK810 4PK925 4PK962 6PK730 6PK884
2.0 TD	11/83-12/85	LD20T	62	1952	CT897	ALT, (PS), (AC) ALT, (PS), (-AC) ALT PS AC CA	AVX13X725 AVX13X785 AVX13X900 AVX13X900 AVX17X950
<b>BLUEBIRD Coupe (910)</b>							
1.8	01/80-05/84	L18T	66	1770		ALT	AVX10X913
1.9 i	01/82-05/84	Z20E	80	1952		ALT AIRC	AVX10X950 AVX13X850
<b>BLUEBIRD Hatchback (T72, T12)</b>							
1.6	03/86-06/90	CA16S	61	1598	CT674 CT674K1	ALT, (AC) ALT, (PS), (-AC), 12/1987⇒ WP, (-PS), (AC) PS ALT, (-PS), (-AC) ALT, (PS), (-AC), ⇒12/1987 AC CA CA	4PK706 4PK725 4PK810 4PK925 4PK962 6PK730 6PK884
	03/86-06/91		66		CT674 CT674K1	ALT, (AC) ALT, (PS), 12/1987⇒ WP, (-PS), (AC) PS ALT ALT, (PS), ⇒12/1987 AC CA CA	4PK715 4PK725 4PK810 4PK925 4PK962 6PK730 6PK884
1.8 i 16V (FRLT72)	02/89-12/90	CA18D	95	1809	CT515 CT674	ALT, (AC) ALT, (PS) PS ALT AC CA, ENGINE: DOHC CA, ENGINE: OHC	4PK715 4PK725 4PK938 4PK962 6PK884
2.0 (T12)	12/85-12/87	CA20S	75	1974		ALT, (AC) ALT, (PS), 12/1987⇒ WP PS ALT ALT, (PS), ⇒12/1987	4PK715 4PK725 4PK810 4PK925 4PK962 6PK730

**NISSAN**




## NISSAN

### BLUEBIRD Hatchback (T72, T12)

					CT655 CT655K1	AC CA CA	6PK890
2.0 D (FSLT72, T12)	03/86-12/90	LD20	49	1952		ALT, (AC) ALT, (-AC) PS AC CA	AVX13X725 AVX13X785 AVX13X900 AVX17X950
2.0 i	09/88-09/90	CA20E	85	1974	CT897	CA	
						ALT, (AC) ALT, (PS), (-AC) PS ALT, (-PS), (-AC) AC CA	4PK706 4PK725 4PK925 4PK962 6PK884
2.0 i (FHLL72, T12)	12/85-12/90	CA20E	77	1974	CT655 CT655K1	CA	
						ALT, (AC) ALT, (PS), (-AC), 12/1987⇒ WP, (-PS), (AC) PS ALT, (-PS), (-AC) ALT, (PS), (-AC), ⇒12/1987 AC CA CA	4PK706 4PK725 4PK810 4PK925 4PK962 6PK730 6PK884

### BLUEBIRD Station Wagon (WU11)

2.0	04/86-09/90	CA20S	75	1974		ALT, (AC) ALT, (PS), (-AC), 12/1987⇒ WP, (-PS), (AC) PS ALT, (-PS), (-AC) ALT, (PS), (-AC), ⇒12/1987 AC CA CA	4PK706 4PK725 4PK810 4PK925 4PK962 6PK730 6PK884
2.0 D	04/84-01/88	LD20	43	1952		ALT, (PS), (AC) ALT, (PS), (-AC) ALT PS AC CA	AVX13X725 AVX13X785 AVX13X900 AVX13X900 AVX17X950
	03/86-12/90		49		CT897	CA	
						ALT, (PS), (AC) ALT, (PS), (-AC) ALT PS AC CA	AVX13X725 AVX13X785 AVX13X900 AVX13X900 AVX17X950
2.0 i	04/84-12/90	CA20E	77	1974		ALT, (AC) ALT, (PS), (-AC), 12/1987⇒ WP, (-PS), (AC) PS ALT, (-PS), (-AC) ALT, (PS), (-AC), ⇒12/1987 AC CA CA	4PK706 4PK725 4PK810 4PK925 4PK962 6PK730 6PK884
	09/88-09/90		85		CT655 CT655K1	CA	
						ALT, (AC) ALT, (PS), (-AC) PS ALT, (-PS), (-AC) AC CA CA	4PK706 4PK725 4PK925 4PK962 6PK884

### BLUEBIRD Traveller (W910)

1.8	01/80-05/84	L18S	65	1770		ALT	AVX10X913
2.0 D	01/80-05/84	LD20	44	1952		ALT, 12/1981⇒ ALT, ⇒12/1981, (AC) ALT, 12/1981⇒, (AC) OILP ALT, ⇒12/1981 INJP, ⇒12/1981	AVX13X1000 AVX13X1000 AVX13X1025 AVX13X825 AVX13X975

### CHERRY II Coupe (N10)

1.2	08/78-07/81	A12	38	1171		ALT	AVX10X975
1.3	08/81-09/82	E13	44	1269		ALT	AVX10X990
					CT679 CT679K1	CA CA	

### CHERRY II Hatchback (N10)

1.0	08/78-07/81	A10S	32	988		ALT	AVX10X838
1.2	08/78-07/81	A12	38	1171		ALT	AVX10X975





<b>NISSAN</b>							
<b>CHERRY II Hatchback (N10)</b>							
↔ 1.3	08/81-09/82	E13	44	1269	CT679 CT679K1	ALT CA CA	AVX10X990
<b>CHERRY II Traveller (VN10)</b>							
1.2	10/78-07/81	A12	38	1171		ALT	AVX10X975
1.3	09/81-12/83	E13	44	1269	CT679 CT679K1	ALT CA CA	AVX10X990
<b>CHERRY III (N12)</b>							
1.0	05/82-05/86	E10	37	988	CT679 CT679K1	ALT CA CA	AVX10X990
1.3	05/82-10/86	E13	44	1269	CT679 CT679K1	ALT CA CA	AVX10X990
1.5	11/83-10/86	E15S	55	1488	CT666 CT666K1	ALT CA CA	AVX10X990
1.5 ET Turbo	01/83-12/85	E15ET	77	1488	CT666 CT666K1	ALT CA CA	AVX10X990
1.7 D	10/82-12/86	CD17	40	1681	CT614	ALT ALT, AC CA	AVX13X800 AVX13X875
<b>DATSUN 100 A (E10, BLF10)</b>							
1.0 (E10)	12/74-06/78	A10	33	981		ALT, FAN	AVX10X825
F-II 1.0 (BLF10)	12/75-08/80	A10	33	981		ALT, FAN	AVX10X825
<b>DATSUN 100 A Kombi (WBLF10)</b>							
F-II 1.0 (WBLF10)	12/75-08/80	A10	33	981		ALT, FAN	AVX10X825
<b>DATSUN 120</b>							
A F-II 1.2 (LF10)	12/75-07/80	A12	38	1164		ALT	AVX10X838
Y 1.2 (B210)	09/74-07/80	A12	38	1163		ALT, WP, FAN	AVX10X975
Y 1.2 (LB210)	06/76-07/80		38	1163		ALT, WP, FAN	AVX10X975
<b>DATSUN 120 Y Coupe (KB 210)</b>							
1.2 (KB210)	04/62-07/80	A12	38	1163		ALT, WP, FAN	AVX10X975
A F-II 1.2 (KLF10)	12/75-08/80	A12	38	1164		ALT	AVX10X838
<b>DATSUN 140 Y Kombi (HLB310)</b>							
1.4	02/79-06/83	A14	49	1397		ALT, WP, FAN	AVX10X913
<b>DATSUN 160 J (710, A10)</b>							
1.6	01/73-02/82	L16T	61	1579		ALT, WP, FAN	AVX10X913
1.6 i.e. (A10)	01/78-02/82	L16	65	1595		ALT, WP, FAN	AVX10X913
<b>DATSUN 180 B (PL810)</b>							
1.8	05/77-01/81	L18S	65	1770		ALT, FAN	AVX10X900
1.8 (KPL810)	05/77-01/81		66	1758		ALT, FAN	AVX10X900
<b>DATSUN 240 Coupe (C210)</b>							
KGT 2.4	09/78-07/81	L24	96	2393		ALT, FAN ALT, WP, FAN	AVX10X875 AVX13X800
<b>INTERSTAR Bus (X70)</b>							
dCi 100	11/03-	G9U720	73	2463		ALT, (-AC), (-PTO) ALT, (AC), (PTO), OE-NO 8200833558 ALT, (AC) ALT, (-AC), (PTO), OE-NO 8200778717 ALT, (Valeo), FOR ALT: 125A, OE-NO 23100-00QA7, 23100-00QAM, 23100-00QBE, 23100-00Q0A ALT, (Bosch), FOR ALT: 150A, OE-NO 23100-00Q2E, 23100-00Q0H	7PK1113 7PK1795 7PK1795 7PK1834 AP9039 AP9047
	04/06-	G9U650	74	2464	CT1046 CT1046K1	ALT, (-AC), (-PTO) ALT, (AC), (PTO), OE-NO 8200833558 ALT, (AC) ALT, (-AC), (PTO), OE-NO 8200778717 ALT, (Valeo), FOR ALT: 125A, OE-NO 23100-00QA7, 23100-00QAM, 23100-00QBE, 23100-00Q0A ALT, (Bosch), FOR ALT: 150A, OE-NO 23100-00Q2E, 23100-00Q0H	7PK1113 7PK1795 7PK1795 7PK1834 AP9039 AP9047
	07/02-	G9U720	84	2463	CT1046 CT1046K1	ALT, (-AC), ⇒09/2003 ALT, (AC), ⇒09/2003 ALT, (-AC), 10/2003⇒, (-PTO), OE-NO 93186955, 4416361 ALT, (-AC), 10/2003⇒, (-PTO), OE-NO 9121108, 4405275 ALT, 10/2003⇒, (AC) ALT, (Valeo), FOR ALT: 125A, OE-NO	6PK1153 6PK1795 7PK1104 7PK1145 7PK1795 AP9039

**NISSAN**




NISSAN

**NISSAN**

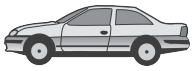
INTERSTAR Bus (X70)

						23100-00QAM, 23100-00QBE, 23100-00Q0A, 23100-00Q1F ALT, (Bosch), FOR ALT: 150A, OE-NO 23100-00Q2E, 23100-00Q0H	<b>AP9047</b>
	09/06-	G9U650	88	2464	<b>CT1046</b> <b>CT1046K1</b>	CA CA	
						ALT, (-AC), (-PTO) ALT, (AC), (PTO), OE-NO 8200833558 ALT, (AC) ALT, (-AC), (PTO), OE-NO 8200778717 ALT, (Valeo), FOR ALT: 125A, OE-NO 23100-00QA7, 23100-00QAM, 23100-00QBE, 23100-00Q0A ALT, (Bosch), FOR ALT: 150A, OE-NO 23100-00Q2E, 23100-00Q0H	<b>7PK1113</b> <b>7PK1795</b> <b>7PK1795</b> <b>7PK1834</b> <b>AP9039</b>
dCi 150	09/06-	G9U632	107	2464	<b>CT1046</b> <b>CT1046K1</b>	CA CA	<b>AP9047</b>
						ALT, (-AC), (-PTO) ALT, (AC), (PTO), OE-NO 8200833558 ALT, (AC) ALT, (-AC), (PTO), OE-NO 8200778717 ALT, (Valeo), FOR ALT: 125A, OE-NO 23100-00QA7, 23100-00QAM, 23100-00QBE, 23100-00Q0A	<b>7PK1113</b> <b>7PK1795</b> <b>7PK1795</b> <b>7PK1834</b> <b>AP9039</b>
						CA CA	
dCi 80	07/02-	F9Q772	60	1870	<b>CT1025</b> <b>CT1025K1</b> <b>CT1025WP1</b> <b>CT1025WP2</b>	CA CA CA CA	<b>5PK1125</b> <b>6PK1795</b> <b>AP9039</b>
						ALT, (-AC) ALT, (AC) ALT, (Valeo), FOR ALT: 125A, OE-NO 23100-00QA7, 23100-00QAP, 23100-00QAM, 23100-00QBE, 23100-00Q0A, 23100-00Q1F ALT, (Valeo), FOR ALT: 120A, OE-NO 23100-00QAL, 23100-00QBD, 23100-00Q0B, 23100-00Q1A	<b>AP9043</b>
						CA CA CA CA	
dCi 90	07/02-	G9T722	66	2188	<b>CT1046</b> <b>CT1046K1</b>	CA CA	<b>6PK1153</b> <b>6PK1795</b> <b>AP9039</b>
						ALT, (-AC) ALT, (AC) ALT, (Valeo), FOR ALT: 125A, OE-NO 23100-00QA7, 23100-00QAM, 23100-00QBE, 23100-00Q0A ALT, (Bosch), FOR ALT: 150A, OE-NO 23100-00Q2E, 23100-00Q0H	<b>AP9047</b>
						CA CA	

INTERSTAR Kasten (X70)

dCi 100	11/03-	G9U720	73	2463	<b>CT1046</b> <b>CT1046K1</b>	CA CA	<b>6PK1153</b> <b>6PK1795</b> <b>AP9047</b>
						ALT, (-AC) ALT, (AC) ALT, (Bosch), FOR ALT: 150A, OE-NO 23100-00Q2E, 23100-00Q0H	
	04/06-		74	2464	<b>CT1046</b> <b>CT1046K1</b>	CA CA	<b>7PK1104</b> <b>7PK1145</b> <b>7PK1795</b> <b>AP9039</b>
						ALT, (-AC), 10/2003⇒, (-PTO), OE-NO 93186955, 4416361 ALT, (-AC), 10/2003⇒, (-PTO), OE-NO 9121108, 4405275 ALT, 10/2003⇒, (AC) ALT, (Valeo), FOR ALT: 125A, OE-NO 23100-00QA7, 23100-00QAM, 23100-00QBE, 23100-00Q0A ALT, (Bosch), FOR ALT: 150A, OE-NO 23100-00Q2E, 23100-00Q0H	<b>AP9047</b>
						CA CA	
dCi 120	07/02-	G9U720	84	2463	<b>CT1046</b> <b>CT1046K1</b>	CA CA	<b>6PK1153</b> <b>6PK1795</b> <b>7PK1104</b> <b>7PK1145</b> <b>7PK1795</b> <b>AP9039</b>
						ALT, (-AC), ⇒09/2003 ALT, (AC), ⇒09/2003 ALT, (-AC), 10/2003⇒, (-PTO), OE-NO 93186955, 4416361 ALT, (-AC), 10/2003⇒, (-PTO), OE-NO 9121108, 4405275 ALT, 10/2003⇒, (AC) ALT, (Valeo), FOR ALT: 125A, OE-NO 23100-00QA7, 23100-00QAM, 23100-00QBE, 23100-00Q0A ALT, (Bosch), FOR ALT: 150A, OE-NO	<b>AP9047</b>





## NISSAN

### INTERSTAR Kasten (X70)

					CT1046 CT1046K1	23100-00Q2E, 23100-00Q0H CA CA	
	09/06-	G9U650	88	2464		ALT, (-AC) ALT, (AC) ALT, (Valeo), FOR ALT: 125A, OE-NO 23100-00QA7, 23100-00QAM, 23100-00QBE, 23100-00Q0A ALT, (Bosch), FOR ALT: 150A, OE-NO 23100-00Q2E, 23100-00Q0H	7PK1113 7PK1795 AP9039  AP9047
dCi 150	09/06-	G9U632	107	2464		ALT, (-AC), (-PTO) ALT, (AC), (PTO), OE-NO 8200833558 ALT, (AC) ALT, (-AC), (PTO), OE-NO 8200778717 ALT, (Valeo), FOR ALT: 125A, OE-NO 23100-00QA7, 23100-00QAM, 23100-00QBE, 23100-00Q0A	7PK1113 7PK1795 7PK1795 7PK1834 AP9039
					CT1046 CT1046K1	CA CA	
dCi 80	07/02-	F9Q772	60	1870		ALT, (-AC) ALT, (AC) ALT, (Valeo), FOR ALT: 125A, OE-NO 23100-00QA7, 23100-00QAM, 23100-00QBE, 23100-00Q0A ALT, (Valeo), FOR ALT: 120A, OE-NO 23100-00QAL, 23100-00QBD, 23100-00Q0B, 23100-00Q1A	5PK1125 6PK1795 AP9039  AP9043
					CT1025 CT1025K1 CT1025WP1 CT1025WP2	CA CA CA CA	
dCi 90	07/02-	G9T722	66	2188		ALT, (-AC) ALT, (AC) ALT, (Valeo), FOR ALT: 125A, OE-NO 23100-00QA7, 23100-00QAM, 23100-00QBE, 23100-00Q0A ALT, (Bosch), FOR ALT: 150A, OE-NO 23100-00Q2E, 23100-00Q0H	6PK1153 6PK1795 AP9039  AP9047
					CT1046 CT1046K1	CA CA	

### INTERSTAR Pritsche/Fahrgestell

dCi 100	02/04-	G9U720	73	2463		ALT, (-AC) ALT, (AC) ALT, (Valeo), FOR ALT: 125A, OE-NO 23100-00QA7, 23100-00QAM, 23100-00QBE, 23100-00Q0A ALT, (Bosch), FOR ALT: 150A, OE-NO 23100-00Q2E, 23100-00Q0H	6PK1153 6PK1795 AP9039  AP9047
					CT1046 CT1046K1	CA CA	
dCi 120	08/03-	G9U720	84	2463		ALT, (-AC), ⇒09/2003 ALT, (AC), ⇒09/2003 ALT, (-AC), 10/2003⇒, (-PTO), OE-NO 93186955, 4416361 ALT, (-AC), 10/2003⇒, (-PTO), OE-NO 9121108, 4405275 ALT, 10/2003⇒, (AC) ALT, (Valeo), FOR ALT: 125A, OE-NO 23100-00QA7, 23100-00QAP, 23100-00QAM, 23100-00Q0A ALT, (Bosch), FOR ALT: 150A, OE-NO 23100-00Q2E, 23100-00Q0H	6PK1153 6PK1795 7PK1104  7PK1145 7PK1795 AP9039  AP9047
					CT1046 CT1046K1	CA CA	
	08/06-	G9U650	88	2464		ALT, (-AC) ALT, (AC) ALT, (Valeo), FOR ALT: 125A, OE-NO 23100-00QA7, 23100-00QAM, 23100-00QBE, 23100-00Q0A ALT, (Bosch), FOR ALT: 150A, OE-NO 23100-00Q2E, 23100-00Q0H	7PK1113 7PK1795 AP9039  AP9047
dCi 150	08/06-	G9U632	107	2464		ALT, (-AC), (-PTO) ALT, (AC), (PTO), OE-NO 8200833558 ALT, (AC) ALT, (-AC), (PTO), OE-NO 8200778717 ALT, (Valeo), FOR ALT: 125A, OE-NO 23100-00QA7, 23100-00QAM, 23100-00QBE, 23100-00Q0A	7PK1113 7PK1795 7PK1795 7PK1834 AP9039



NISSAN

## NISSAN

### INTERSTAR Pritsche/Fahrgestell

					CT1046 CT1046K1	CA CA	
--	--	--	--	--	--------------------	----------	--

KUBISTAR (X76)	1.2	08/03-	D7F764	44	1149	CT915 CT915K1 CT915WP1	ALT, (-PS) AC, (PS) PS, (-AC) AC, (-PS) CA, ⇒08/2005 CA, ⇒08/2005 CA, ⇒08/2005	3PK740 4PK1538 4PK905 4PK925								
	1.5 dCi	08/03-	K9K722	60	1461	CT1035 CT1035K2	ALT, (-AC) ALT, (AC) ALT, (Valeo), FOR ALT: 125A, OE-NO 23100-00QBH, 23100-00Q0D CA CA	5PK1135 6PK1200 AP9025								
			K9K704	48		CT1035 CT1035K2	ALT, (-AC) ALT, (AC) ALT, (Valeo), FOR ALT: 125A, OE-NO 23100-00QBH, 23100-00Q0D CA CA	5PK1135 6PK1200 AP9025								
			K9K710, K9K714	42		CT1035 CT1035K2	ALT, (-AC) ALT, (AC) ALT, (Valeo), FOR ALT: 125A, OE-NO 23100-00QBH, 23100-00Q0D CA CA	5PK1135 6PK1200 AP9025								
	1.5 dCi 70	04/06-	K9K700	50	1461	CT1035 CT1035K2	ALT, (-AC) ALT, (AC) ALT, (Valeo), FOR ALT: 125A, OE-NO 23100-00QBH, 23100-00Q0D CA CA	5PK1135 6PK1200 AP9025								
									1.5 dCi 85	04/06-	K9K276	62	1461	CT1035 CT1035K2	ALT, (-AC) ALT, (AC) ALT, (Valeo), FOR ALT: 125A, OE-NO 23100-00QBH, 23100-00Q0D CA CA	5PK1135 6PK1200 AP9025

KUBISTAR Kasten	1.2	08/03-	D7F764	44	1149	CT915 CT915K1 CT915WP1	ALT, (-PS) AC, (PS) PS, (-AC) AC, (-PS) CA, ⇒08/2005 CA, ⇒08/2005 CA, ⇒08/2005	3PK740 4PK1538 4PK905 4PK925
	1.5 dCi	08/03-	K9K704	48	1461	CT1035 CT1035K2	ALT, (-AC) ALT, (AC) ALT, (Valeo), FOR ALT: 125A, OE-NO 23100-00QBH, 23100-00Q0D CA CA	5PK1135 6PK1200 AP9025
			K9K722	60		CT1035 CT1035K2	ALT, (-AC) ALT, (AC) ALT, (Valeo), FOR ALT: 125A, OE-NO 23100-00QBH, 23100-00Q0D CA CA	5PK1135 6PK1200 AP9025
			K9K710, K9K714	45		CT1035 CT1035K2	ALT, (-AC) ALT, (AC) ALT, (Valeo), FOR ALT: 125A, OE-NO 23100-00QBH, 23100-00Q0D CA CA	5PK1135 6PK1200 AP9025
	1.6 16V	08/03-	K4M752	70	1598	CT1035 CT1035K2	ALT, (-AC) ALT, (-AC)	5PK1110 5PK1750





<b>NISSAN</b>							
<b>KUBISTAR Kasten</b>							
					CT1126 CT1126K1	CA CA	
<b>LAUREL (HLC230)</b>							
2.0	03/77-05/83	L20A	71	1998		PS ALT, (PS), (AC) ALT AC	AVX13X1125 AVX13X875 AVX13X900 AVX13X925
2.4	12/77-05/83	L24	83	2393		PS ALT, (PS), (AC) ALT AC	AVX13X1125 AVX13X875 AVX13X900 AVX13X925
<b>LAUREL (JC31)</b>							
2.0	01/81-01/84	L20A	71	1998		PS PS ALT, (PS), (AC) AC ALT	AVX13X1125 AVX13X825 AVX13X875 AVX13X900 AVX13X900
2.4	01/81-01/84	L24	83	2393		PS PS ALT, (PS), (AC) AC ALT	AVX13X1125 AVX13X825 AVX13X875 AVX13X900 AVX13X900
	09/83-12/85		88			PS PS ALT, (PS), (AC) AC ALT	AVX13X1125 AVX13X825 AVX13X875 AVX13X900 AVX13X900
2.8 D	01/81-10/85	LD28	62	2792		PS AC	AVX13X825 AVX13X900
					CT668	INJP	
<b>LAUREL (JC32)</b>							
2.4	01/85-12/87	L24E, L24S	94	2393		PS PS ALT, (PS), (AC) AC ALT	AVX13X1125 AVX13X825 AVX13X875 AVX13X900 AVX13X900
2.8 D	01/85-12/87	LD28	62	2792		PS AC	AVX13X825 AVX13X900
	01/85-12/89	RD28	66	2826		PS ALT AC	AVX13X1075 AVX13X1150 AVX13X910
					CT786 CT786K1	CA CA	
<b>MAXIMA II (J30)</b>							
3.0 i	10/88-06/94	VG30E	125	2960		PS AC ALT	4PK1038 4PK1190 4PK775
					CT1033 CT693	CA, 06/1993⇒ CA, ⇒05/1993	
<b>MAXIMA QX II (A33)</b>							
2.0 V6 24V	03/00-11/03	VQ20DE	103	1995		PS ALT, (AC) ALT, (-AC)	4PK775 6PK1100 6PK890
3.0 V6 24V	03/00-11/03	VQ30DE	147	2988		PS ALT, (AC) ALT, (-AC)	4PK775 6PK1100 6PK890
<b>MAXIMA QX III (A32)</b>							
2.0	02/95-08/00	VQ20DE	103	1995		PS ALT, (AC) ALT, (-AC)	4PK775 6PK1100 6PK884
3.0	01/95-08/00	VQ30DE	142	2988		PS ALT, (AC) ALT, (-AC)	4PK775 6PK1100 6PK890
<b>MAXIMA Station Wagon</b>							
2.0 QX	10/97-	VQ20DE	103	1995		PS ALT, (AC) ALT, (-AC)	4PK775 6PK1100 6PK890
3.0 QX	10/97-	VQ30DE	142	2988		PS ALT, (AC) ALT, (-AC)	4PK775 6PK1100 6PK890
<b>MICRA C+C (K12)</b>							
1.4 16V	08/05-	CR14DE	65	1386		WP ALT, (AC), 05/2006⇒ ALT, (-AC) ALT, (AC), ⇒05/2006	3PK670 4PK1062 4PK836 6PK1075
1.6 160 SR	08/05-	HR16DE	81	1598		WP ALT, (-AC)	3PK670 7PK1040

**NISSAN**






NISSAN

## NISSAN

### MICRA C+C (K12)

						ALT, (AC)	7PK1145
--	--	--	--	--	--	-----------	---------

### MICRA I (K10)

1.0	12/82-05/89	MA10S	40	988		PS ALT, (PS), (AC) ALT, (PS), (-AC) AC, (PS) ALT, (-PS) AC, (-PS) CA, 01/1989⇒ CA, 01/1989⇒	3PK630 3PK785 3PK875 4PK810 AVX10X975 AVX13X825
	12/82-12/89		37		CT741 CT741K1	PS ALT, (PS), (AC) ALT, (PS), (-AC) AC, (PS) ALT, (-PS) AC, (-PS) CA, ⇒12/1988 CA, ⇒12/1988 CA, 01/1989⇒ CA, 01/1989⇒	3PK630 3PK785 3PK875 4PK810 AVX10X975 AVX13X825
	12/82-05/91		43		CT741 CT741K1	PS ALT, (AC), (PS) ALT, (-AC), (PS) AC, (PS) ALT, (-AC), (-PS) AC, (-PS) CA CA	3PK630 3PK785 3PK875 4PK815 AVX10X975 AVX13X825
1.2	07/86-07/92	MA12S	44	1235		PS ALT AC, (PS) AC, (-PS) CA, ⇒12/1988 CA, 01/1989⇒ CA, 01/1989⇒	3PK630 3PK915 4PK810 AVX13X825
			40		CT580 CT745 CT745K1	PS ALT AC, (PS) AC, (-PS) CA, ⇒12/1988 CA, 01/1989⇒ CA, 01/1989⇒	3PK630 3PK915 4PK810 AVX13X825

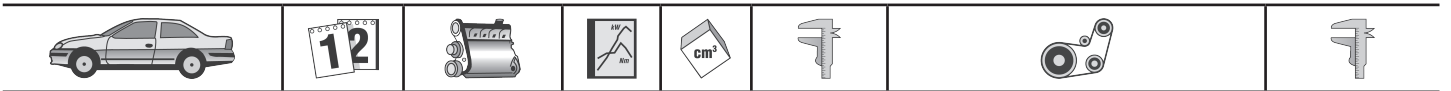
### MICRA II (K11)

1.0 i 16V	09/00-02/03	CG10DE	44	998		WP, (-PS), MTR-CODE: CG10DE, (K11E) WP, (PS), MTR-CODE: CG10DE, (K11E) ALT, MTR-CODE: CG10DE, (-AC), (-PS), (K11E) ALT, (AC), MTR-CODE: CG10DE, (K11E)	4PK648 4PK725 6PK675 6PK955
	08/92-09/00		40			WP, (-PS) WP, (PS), 02/1998⇒ WP, (PS), ⇒02/1998 ALT, (AC), 09/1996⇒ ALT, (-PS) ALT, (PS), 09/1993⇒ ALT, (PS), ⇒09/1993 ALT, (AC), ⇒09/1996	4PK648 4PK725 4PK760 4PK760 6PK675 6PK675 6PK884 6PK955
1.3 i 16V	08/92-09/00	CG13DE	55	1275		WP, (-PS) WP, (PS), 02/1998⇒ WP, (PS), ⇒02/1998 ALT, (AC), 09/1996⇒ ALT ALT, (PS), 09/1993⇒ ALT, (PS), ⇒09/1993 ALT, (AC), ⇒09/1996	4PK648 4PK725 4PK760 4PK760 6PK675 6PK675 6PK884 6PK955
1.4 i 16V	09/00-02/03	CGA3DE	60	1348		ALT, (-PS), (-AC) ALT, (PS), (AC)	6PK675 6PK955
1.5 D	02/98-02/03	TD15	42	1527	CT906 CT906K1 CT906WP1	ALT, (-PS) ALT, (PS) CA CA, MTR-CODE: VJZ (TUD5) CA, MTR-CODE: VJZ (TUD5)	5PK775 5PK962

### MICRA III (K12)

1.0 16V	01/03-06/10	CG10DE	48	998		WP ALT, (AC) ALT, (-AC)	3PK675 4PK1075 4PK836
1.2 16V	01/03-06/10	CR12DE, CG12DE	59	1240		WP ALT, (AC), 05/2006⇒ ALT, (AC), ⇒05/2006	3PK675 4PK1062 4PK1075





<b>NISSAN</b>							
<b>MICRA III (K12)</b>							
			48			ALT, (-AC) WP ALT, (AC) ALT, (-AC)	4PK836 3PK675 4PK1070 4PK836
1.4 16V	01/03-06/10	CR14DE	65	1386		WP ALT, (AC) ALT, (-AC)	3PK675 4PK1075 4PK836
1.5 dCi	01/03-06/10	K9K704	48	1461		ALT, (-AC) ALT, (AC) ALT, (Bosch), FOR ALT: 110A, OE-NO 23100-BN700, FOR ALT: 120A, OE-NO 23100-00QAU ALT, (Valeo), FOR ALT: 110A, OE-NO 23100-00Q2H, 23100-00Q2C	5PK1135 6PK1200 AP9025 AP9025
					<b>CT1035</b> <b>CT1035K1</b> <b>CT1035K2</b> <b>CT1035WP1</b> <b>CT1035WP2</b>	CA CA, ⇨08/2003 CA, 09/2003⇨ CA, ⇨08/2003 CA, 09/2003⇨	
	09/03-06/10	K9K722	60			ALT, (-AC) ALT, (AC) ALT, (AC), OE-NO 1172000QA2 ALT, (Bosch), FOR ALT: 110A, OE-NO 23100-BN700, FOR ALT: 120A, OE-NO 23100-00QAU ALT, (Valeo), FOR ALT: 110A, OE-NO 23100-00Q2H, 23100-00Q2C	5PK1135 5PK1200 6PK1200 AP9025 AP9025
					<b>CT1035</b> <b>CT1035K2</b>	CA CA	
	06/05-06/10	K9K708	50			ALT, (-AC) ALT, (AC) ALT, (AC), OE-NO 1172000QA2 ALT, (Bosch), FOR ALT: 110A, OE-NO 23100-BN700, FOR ALT: 120A, OE-NO 23100-00QAU ALT, (Valeo), FOR ALT: 110A, OE-NO 23100-00Q2H, 23100-00Q2C	5PK1135 5PK1200 6PK1200 AP9025 AP9025
					<b>CT1035</b> <b>CT1035K2</b>	CA CA	
		K9K276	63			ALT, (-AC) ALT, (AC) ALT, (AC), OE-NO 1172000QA2 CA CA	5PK1135 5PK1200 6PK1200 AP9025
					<b>CT1035</b> <b>CT1035K2</b>	CA CA	
160 SR	05/05-06/10	HR16DE	81	1598		ALT, (-AC) ALT, (AC)	7PK1040 7PK1145
<b>MURANO (Z50)</b>							
3.5 4x4	08/03-	VQ35DE	172	3498		PS, MTR-CODE: VQ35DE ALT, MTR-CODE: VQ35DE	4PK775 6PK1060
<b>MURANO (Z51)</b>							
3.5	11/07-	VQ35DE	195	3498		PS, MTR-CODE: VQ35DE ALT, MTR-CODE: VQ35DE	4PK775 6PK1060
3.5 4x4	10/08-	VQ35DE	188	3498		PS, MTR-CODE: VQ35DE ALT, MTR-CODE: VQ35DE	4PK775 6PK1060
	11/07-		195			PS, MTR-CODE: VQ35DE ALT, MTR-CODE: VQ35DE	4PK775 6PK1060
<b>NAVARA (D40)</b>							
2.5 dCi	07/05-	YD25DDTi	106	2488		PS ALT, (AC)	4PK825 7PK1280
2.5 dCi 4WD	12/09-		140	2488		PS ALT, (AC)	4PK825 7PK1280
	07/05-	YD25DDTi	128			PS ALT, (AC)	4PK825 7PK1280
	10/06-		126			PS ALT, (AC)	4PK825 7PK1280
<b>NAVARA Pritsche/Fahrgestell (D40)</b>							
2.5 dCi	03/10-		140	2488		PS ALT, (AC)	4PK825 7PK1280
<b>NOTE (E11)</b>							
1.4	03/06-	CR14DE	65	1386		WP ALT, (AC) ALT, (-AC)	3PK670 4PK1075 4PK836
1.5 dCi	03/06-	K9K700	50	1461		ALT, AC ALT, (Bosch), FOR ALT: 110A, OE-NO 23100-BN700, FOR ALT: 120A, OE-NO 23100-00QAU ALT, (Valeo), FOR ALT: 110A, OE-NO 23100-00Q2H, 23100-00Q2C	6PK1200 AP9025 AP9025




**NISSAN**
**NISSAN**

NOTE (E11)



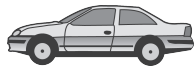
					CT1035 CT1035K2	CA CA	
		K9K276	63			ALT, AC ALT, (Bosch), FOR ALT: 110A, OE-NO 23100-BN700, FOR ALT: 120A, OE-NO 23100-00QAU ALT, (Valeo), FOR ALT: 110A, OE-NO 23100-00Q2H, 23100-00Q2C	6PK1200 AP9025  AP9025
	07/08-	K9K292	76		CT1035 CT1035K2	CA CA	
						ALT ALT, (Bosch), FOR ALT: 110A, OE-NO 23100-BN700, FOR ALT: 120A, OE-NO 23100-00QAU ALT, (Valeo), FOR ALT: 110A, OE-NO 23100-00Q2H, 23100-00Q2C	6PK1200 AP9025  AP9025
1.6	03/06-	HR16DE	81	1598	CT1035 CT1035K2	CA CA	
						ALT, (-AC) ALT, (AC)	7PK1040 7PK1145
<b>NV200 EVALIA</b> 1.5 dci	07/10-		63	1461		ALT ALT, (Bosch), FOR ALT: 110A, OE-NO 23100-BN700, FOR ALT: 120A, OE-NO 23100-00QAU ALT, (Valeo), FOR ALT: 110A, OE-NO 23100-00Q2H, 23100-00Q2C	6PK1130 AP9025  AP9025
					CT1035 CT1035K2	CA CA	
<b>NV200 Kasten</b> 1.5 dci	02/10-		63	1461		ALT ALT, (Bosch), FOR ALT: 110A, OE-NO 23100-BN700, FOR ALT: 120A, OE-NO 23100-00QAU ALT, (Valeo), FOR ALT: 110A, OE-NO 23100-00Q2H, 23100-00Q2C	6PK1130 AP9025  AP9025
					CT1035 CT1035K2	CA CA	
<b>PATHFINDER (R50)</b> 2.7 TD 4WD	09/97-12/04	TD27ETi	96	2664		ALT PS AC	AVX13X1150 AVX13X1150 AVX13X925
3.3 V6 4WD	03/98-10/00	VG33E	110	3275		AC ALT PS CA	5PK1285 6PK1060 AVX13X875
	09/97-12/04		125		CT1033	CA	
						AC ALT PS CA	5PK1285 6PK1060 AVX13X875
					CT1033	CA	
<b>PATHFINDER (R51)</b> 2.5 dCi 4WD	03/05-	YD25DDTi	128	2488		PS ALT, (AC)	4PK825 7PK1280
	10/06-		126			PS	4PK825 7PK1280 7PK1760
						AC	
<b>PATROL GR I (Y60, GR)</b> 2.8 TD (Y60A)	09/88-06/97	RD28T	85	2826		ALT PS AC	2XAVX13X1075 AVX13X775 AVX13X900
					CT1084 CT786 CT786K1	CA, 06/1995⇒ CA, ⇒05/1995 CA, ⇒05/1995	
4.2 D (Y60GR)	11/88-06/97		85	4169		ALT PS AC	AVX13X1150 AVX13X1250 AVX13X950
					CT1084 CT786 CT786K1	CA, 10/1994⇒ CA, ⇒09/1994 CA, ⇒09/1994	
<b>PATROL GR II Wagon (Y61)</b> 2.8 TD	06/97-05/00	RD28Ti	95	2826		ALT AC	2XAVX13X1075 AVX13X900
					CT1084	CA	
3.0 DTi	05/00-	ZD30DDTi	116 118	2953		ALT, (AC)	7PK1642
						ALT, (AC)	7PK1642
<b>PATROL Hardtop (K160)</b> 2.8 (K160)	07/80-08/88	L28	88	2753		PS ALT, ⇒10/1984	AVX13X1125 AVX13X875





<b>NISSAN</b>							
<b>PATROL Hardtop (K160)</b>							
			89			ALT, 10/1984⇒ AC	AVX13X900 AVX13X900
3.2 D (K160)	11/79-08/88	SD33	70	3246		PS ALT, ⇒10/1984 ALT, 10/1984⇒ AC	AVX13X1125 AVX13X875 AVX13X900 AVX13X900
3.2 TD (K160)	07/83-08/88	SD33T	81	3246		PS AC ALT, 12/1986⇒ ALT, ⇒12/1986 ALT, ⇒12/1986, (AC)	AVX13X1275 AVX13X1500 AVX13X925 AVX13X950 AVX13X975
<b>PATROL Hardtop (K260)</b>							
2.8	05/86-06/90	L28	88	2753		PS ALT AC	AVX13X1125 AVX13X900 AVX13X900
2.8 TD	05/86-06/90	RD28T	85	2826		ALT, 2x PS AC	AVX13X1075 AVX13X775 AVX13X900
3.2 D	08/88-06/90	SD33T	81	3246	CT786 CT786K1	CA CA	
						ALT PS AC	2XAVX13X1075 AVX13X775 AVX13X900
<b>PATROL Station Wagon (W160)</b>							
2.8 (W160)	07/80-08/88	L28	88	2753		PS ALT, ⇒10/1984 ALT, 10/1984⇒ AC	AVX13X1125 AVX13X875 AVX13X900 AVX13X900
3.2 D (W160)	11/79-08/88	SD33	70	3246		PS AC ALT, 12/1986⇒ ALT, ⇒12/1986 ALT, ⇒12/1986, (AC)	AVX13X1275 AVX13X1500 AVX13X925 AVX13X950 AVX13X975
3.2 TD (W160)	07/83-08/88	SD33T	81	3246		PS AC ALT, 12/1986⇒ ALT, ⇒12/1986 ALT, ⇒12/1986, (AC)	AVX13X1275 AVX13X1500 AVX13X925 AVX13X950 AVX13X975
<b>PATROL Station Wagon (W260)</b>							
2.8 TD	06/89-11/95	RD28T	85	2826		ALT PS AC	2XAVX13X1075 AVX13X775 AVX13X900
3.2 D	08/88-06/90		81	3224	CT1084 CT786 CT786K1	CA, 09/1994⇒ CA, ⇒08/1994 CA, ⇒08/1994	
						ALT PS AC	2XAVX13X1075 AVX13X775 AVX13X900
<b>PICK UP (720)</b>							
2.2 4WD	04/83-03/86	Z22	71	2188		ALT	AVX10X913
2.5 D 4WD	04/83-03/86	SD25	53	2488		PS AC ALT	AVX13X1175 AVX13X1450 AVX13X975
<b>PICK UP (D21)</b>							
2.4 i 12V	04/92-02/98	KA24E	91	2389		ALT PS	AVX10X900 AVX13X1150
2.4 i 12V 4WD	04/92-02/98	KA24E	93	2389		ALT PS	AVX10X900 AVX13X1150
2.4 i 4WD	03/86-04/92	Z24i	74	2389		ALT, (AC) ALT PS AC	AVX10X913 AVX10X940 AVX13X1150 AVX13X825
2.5 D	03/96-02/98	TD25	61	2494		ALT ALT PS AC	2XAVX13X1150 AVX13X1150 AVX13X1150 AVX13X925
2.5 D 4WD	03/96-02/98	TD25	61	2494		ALT ALT PS AC	2XAVX13X1150 AVX13X1150 AVX13X1150 AVX13X925
	08/87-02/98		59			ALT ALT PS	2XAVX13X1150 AVX13X1150 AVX13X1150

**NISSAN**


**NISSAN**
**NISSAN**
**PICK UP (D21)**

						AC	AVX13X925
	03/86-08/91	SD25	55			PS AC ALT	AVX13X1175 AVX13X1450 AVX13X975

**PICK UP (D22)**

2.4 i 4WD	02/98-	KA24E	88	2389		ALT PS AC	AVX10X900 AVX13X1150 AVX13X925
	03/02-	KA24DE	98			ALT, 2X PS AC	AVX13X1050 AVX13X775 AVX13X900
2.5 Di 4WD	03/02-	YD25DDTi	98	2488		ALT PS AC	2XAVX13X1050 AVX13X775 AVX13X900
2.5 TD 4WD	05/98-	TD25TI	76	2494		ALT, 2x AC	AVX13X1150 AVX13X925

**PIXO (UA0)**

1.0	06/09-	K10B	50	996		ALT	4PK841
-----	--------	------	----	-----	--	-----	--------

**PRAIRIE (M10, NM10)**

1.5 S (M10)	01/84-12/87	E15S	55	1488		ALT AC CA CA	AVX10X990 AVX13X800
					CT666 CT666K1		
1.8 SGL (M10)	07/83-12/85	CA18S	65	1809		ALT, WP PS CA CA	AVX10X875 AVX13X750
					CT674 CT674K1		
	05/85-10/87		66			ALT, WP PS CA CA	AVX10X875 AVX13X750
					CT674 CT674K1		
2.0 4x4 (NM10)	06/86-09/88	CA20S	68	1974		PS ALT AC CA CA	AVX13X825 AVX13X875 AVX13X900
					CT655 CT655K1		

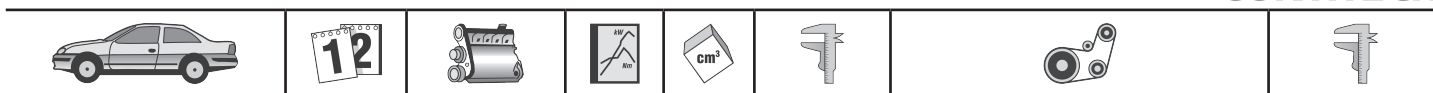
**PRAIRIE PRO (M11)**

2.0 i	10/88-04/92	CA20E	72	1974		ALT, (AC) PS ALT, ⇨01/1989 AC CA CA	4PK725 4PK900 6PK730 6PK884
					CT655 CT655K1		
2.0 i 4x4	10/88-12/92	CA20E	72	1974		ALT, (AC) PS ALT, ⇨01/1989 AC CA CA	4PK725 4PK900 6PK730 6PK884
					CT655 CT655K1		
2.4 i	04/92-07/94	KA24E	98	2389		PS ALT	4PK875 6PK1306
2.4 i 4x4	04/92-07/94	KA24E	98	2389		PS ALT	4PK875 6PK1306

**PRIMASTAR Bus (X83)**

2.0	03/01-	F4R720, F4R722	88	1998		ALT, (-AC) ALT, (AC) CA	6PK1125 6PK1195
					CT1130		
dCi 100	03/01-	F9Q760	74	1870		ALT, (-AC) ALT, (AC), 07/2002⇨, ⇨03/2006 ALT, (Valeo), FOR ALT: 125A, OE-NO 23100-00QA7, 23100-00QAM, 23100- 00QBE, 23100-00Q0A ALT, (Valeo), FOR ALT: 120A, OE-NO 23100-00QAL, 23100-00QBD, 23100- 00Q0B, 23100-00Q1A CA CA CA CA	5PK1125 6PK1795 AP9039  AP9043
					CT1025 CT1025K1 CT1025WP1 CT1025WP2		
dCi 120	09/06-	M9R780	84	1995		ALT, (-AC) ALT, (AC)	7PK1741 7PK1970
dCi 140	07/03-	G9U730	99	2463		ALT, (-AC) ALT, (AC) ALT, (Valeo), FOR ALT: 125A, OE-NO 23100-00QA7, 23100-00QAP, 23100- 00QAM, 23100-00QBE, 23100-00Q0A, 23100-00Q1F CA	6PK1153 6PK1795 AP9039
					CT1046		





# NISSAN

PRIMASTAR Bus (X83)							
dCi 150	09/06-	G9U632	107	2464	CT1046K1	CA ALT, (Valeo), FOR ALT: 125A, OE-NO 23100-00QA7, 23100-00QAM, 23100-00QBE, 23100-00Q0A ALT, (Bosch), FOR ALT: 150A, OE-NO 23100-00Q2E, 23100-00Q0H	AP9039 AP9047
dCi 80	03/01-	F9Q762	60	1870	CT1025 CT1025K1 CT1025WP1 CT1025WP2	CA ALT, (-AC) ALT, (AC), 07/2002⇒, ⇒03/2006 ALT, (Valeo), FOR ALT: 125A, OE-NO 23100-00QA7, 23100-00QAM, 23100-00QBE, 23100-00Q0A ALT, (Valeo), FOR ALT: 120A, OE-NO 23100-00QAL, 23100-00QBD, 23100-00Q0B, 23100-00Q1A	5PK1125 6PK1795 AP9039 AP9043
PRIMASTAR Kasten (X83)							
2.0	02/03-	F4R720	88	1998	CT1130	CA ALT, (-AC) ALT, (AC)	5PK1125 6PK1795
dCi 100	09/02-	F9Q760	74	1870	CT1025 CT1025K1 CT1025WP1 CT1025WP2	CA ALT, (-AC) ALT, (AUTOM-AC) ALT, (Valeo), FOR ALT: 125A, OE-NO 23100-00QA7, 23100-00QAM, 23100-00QBE, 23100-00Q0A ALT, (Valeo), FOR ALT: 120A, OE-NO 23100-00QAL, 23100-00QBD, 23100-00Q0B, 23100-00Q1A	5PK1125 6PK1795 AP9039 AP9043
dCi 120	09/06-	M9R780	84	1995	CT1046 CT1046K1	CA ALT, (-AC) ALT, (AC)	7PK1741 7PK1970
dCi 140	07/03-	G9U730	99	2463	CT1046 CT1046K1	CA ALT, (-AC) ALT, (AC) ALT, (Valeo), FOR ALT: 125A, OE-NO 23100-00QA7, 23100-00QAP, 23100-00QAM, 23100-00QBE, 23100-00Q0A, 23100-00Q1F	6PK1153 6PK1795 AP9039
dCi 150	09/06-	G9U632	107	2464	CT1046 CT1046K1	CA ALT, (Valeo), FOR ALT: 125A, OE-NO 23100-00QA7, 23100-00QAM, 23100-00QBE, 23100-00Q0A ALT, (Bosch), FOR ALT: 150A, OE-NO 23100-00Q2E, 23100-00Q0H	AP9039 AP9047
dCi 80	09/02-	F9Q762	60	1870	CT1025 CT1025K1 CT1025WP1 CT1025WP2	CA ALT, (-AC) ALT, (AUTOM-AC) ALT, (Valeo), FOR ALT: 125A, OE-NO 23100-00QA7, 23100-00QAM, 23100-00QBE, 23100-00Q0A ALT, (Valeo), FOR ALT: 120A, OE-NO 23100-00QAL, 23100-00QBD, 23100-00Q0B, 23100-00Q1A	5PK1125 6PK1795 AP9039 AP9043
PRIMERA (P10)							
1.6	06/93-01/96	GA16DE	75	1597		ALT PS AC	4PK815 4PK815 4PK836
	06/90-01/96	GA16DS	66			ALT, (PS) ALT, (-PS)	4PK810 4PK915
71					ALT, (PS) ALT, (-PS)	4PK815 4PK915	
2.0 16V	06/90-01/96	SR20DI	85	1998		ALT, (-AC) PS ALT, (AC)	4PK830 4PK845 6PK1033
2.0 16V 4x4	04/91-06/96	SR20DI	85	1998		ALT, (-AC) PS ALT, (AC)	4PK830 4PK845 6PK1033
2.0 D	01/91-01/96	CD20	55	1974		PS ALT AC	AVX13X800 AVX13X850 AVX13X850

**NISSAN**



**NISSAN**
**NISSAN**
**PRIMERA (P10)**

					<b>CT781</b> <b>CT781K1</b> <b>CT933</b> <b>CT933K1</b>	CA CA INJP INJP	
2.0 GT	06/90-01/96	SR20DE	110	1998		ALT, (-AC) PS ALT, (AC)	<b>4PK830</b> <b>4PK845</b> <b>6PK1033</b>
2.0 i	01/95-06/96	SR20DE	92	1998		ALT, (-AC) PS ALT, (AC)	<b>4PK830</b> <b>4PK845</b> <b>6PK1033</b>

**PRIMERA (P11)**

1.6 16V	06/96-12/01	QG16DE	78	1597		ALT, ⇒05/1999 PS, ⇒05/1999 AC, ⇒05/1999 PS, 06/1999⇒ ALT, (AC), 06/1999⇒ ALT, (-AC), 06/1999⇒	<b>4PK805</b> <b>4PK810</b> <b>4PK830</b> <b>4PK845</b> <b>6PK1095</b> <b>6PK820</b>
	09/96-10/00	GA16DE	73			ALT, ⇒05/1999 PS, ⇒05/1999 AC, ⇒05/1999 PS, 06/1999⇒ ALT, (AC), 06/1999⇒ ALT, (-AC), 06/1999⇒	<b>4PK805</b> <b>4PK810</b> <b>4PK830</b> <b>4PK845</b> <b>6PK1095</b> <b>6PK820</b>
	09/96-12/01		66			ALT, ⇒05/1999 PS, ⇒05/1999 AC, ⇒05/1999 PS, 06/1999⇒ ALT, (AC), 06/1999⇒ ALT, (-AC), 06/1999⇒	<b>4PK805</b> <b>4PK810</b> <b>4PK830</b> <b>4PK845</b> <b>6PK1095</b> <b>6PK820</b>
1.8	06/96-05/99	QG18DD	96	1769		PS AC ALT	<b>4PK850</b> <b>6PK1110</b> <b>6PK815</b>
1.8 16V	08/99-12/01	QG18DE	84	1769		PS, MTR-CODE: QG18DE ALT, (AC), MTR-CODE: QG18DE ALT, (-AC)	<b>4PK850</b> <b>6PK1110</b> <b>6PK820</b>
2.0	06/96-05/99	SR20VE	140	1998		ALT, (-AC) PS ALT, (AC)	<b>4PK825</b> <b>4PK850</b> <b>6PK1033</b>
2.0 16V	08/99-12/01	SR20DE	103	1998		ALT, (-AC) PS ALT, (AC)	<b>4PK825</b> <b>4PK845</b> <b>6PK1033</b>
	09/96-12/01		96			ALT, (-AC) PS ALT, (AC)	<b>4PK825</b> <b>4PK845</b> <b>6PK1033</b>
		SR20De	85			ALT, (-AC) PS ALT, (AC)	<b>4PK825</b> <b>4PK845</b> <b>6PK1033</b>
		SR20DE	110			ALT, (-AC) PS ALT, (AC)	<b>4PK825</b> <b>4PK845</b> <b>6PK1033</b>
2.0 TD	09/96-12/01	CD20T	66	1974		ALT PS AC	<b>AVX13X850</b> <b>AVX13X850</b> <b>AVX13X850</b>
					<b>CT1005</b> <b>CT1005K1</b> <b>CT781</b> <b>CT781K3</b>	INJP INJP CA CA	

**PRIMERA (P12)**

1.6	03/02-	QG16DE	78	1597		PS ALT, (AC) ALT, (-AC)	<b>4PK850</b> <b>6PK1095</b> <b>6PK820</b>
	01/02-		80			PS ALT, (AC) ALT, (-AC)	<b>4PK850</b> <b>6PK1110</b> <b>6PK820</b>
1.8	03/02-	QG18DE	85	1769		PS ALT, (AC), 11/2004⇒ ALT, (AC), ⇒11/2004 ALT, (-AC)	<b>4PK850</b> <b>6PK1090</b> <b>6PK1110</b> <b>6PK820</b>
1.9 dCi	04/03-		88	1870		ALT	<b>7PK1795</b> <b>VD1104</b>
					<b>CT1064</b> <b>CT1064K1</b> <b>CT1064WP2</b>	CA CA CA	
	08/02-		85			ALT	<b>7PK1795</b> <b>VD1104</b>
					<b>CT1064</b> <b>CT1064K1</b> <b>CT1064WP2</b>	CA CA CA	





<b>NISSAN</b>								
<b>PRIMERA (P12)</b>								
↩ 2.0	03/02-	QR20DE	103	1998		ALT	6PK2245	
2.2 dCi	04/03-	YD22DDT	102	2184		AC	AVX13X938	
2.2 Di	03/02-	YD22DDT	93	2184		AC	AVX13X938	
<b>PRIMERA Hatchback (P10)</b>								
1.6	06/90-01/96	GA16DS	66	1597		ALT, (PS) ALT, (-PS)	4PK810 4PK915	
	06/90-06/93		71			ALT, (PS) ALT, (-PS)	4PK815 4PK915	
2.0 16V	06/90-01/96	SR20DI	85	1998		ALT, (-AC) PS ALT, (AC)	4PK830 4PK845 6PK1033	
2.0 16V 4x4	04/91-06/96	SR20DI	85	1998		ALT, (-AC) PS ALT, (AC)	4PK830 4PK845 6PK1033	
2.0 D	01/91-01/96	CD20	55	1974		PS ALT AC CA CA INJP INJP	AVX13X800 AVX13X850 AVX13X850	
2.0 i	01/95-06/96	SR20DE	92	1998		CT781 CT781K1 CT933 CT933K1	ALT, (-AC) PS ALT, (AC)	4PK830 4PK845 6PK1033
<b>PRIMERA Hatchback (P11)</b>								
1.6 16V	09/00-07/02	QG16DE	78	1597		PS ALT, (AC) ALT, (-AC)	4PK845 6PK1095 6PK820	
	09/96-07/02	GA16DE	73			ALT, ⇒05/1999 PS, ⇒05/1999 AC, ⇒05/1999 PS, 06/1999⇒ ALT, (AC), 06/1999⇒ ALT, (-AC), 06/1999⇒	4PK805 4PK810 4PK830 4PK845 6PK1095 6PK820	
66							ALT, ⇒05/1999 PS, ⇒05/1999 AC, ⇒05/1999 PS, 06/1999⇒ ALT, (AC), 06/1999⇒ ALT, (-AC), 06/1999⇒	4PK805 4PK810 4PK830 4PK845 6PK1095 6PK820
1.8 16V	08/99-07/02	QG18DE	84	1769		PS, MTR-CODE: QG18DE ALT, (AC), MTR-CODE: QG18DE ALT, (-AC)	4PK850 6PK1110 6PK820	
2.0 16V	08/99-07/02	SR20DE	103	1998		ALT, (-AC) PS ALT, (AC)	4PK825 4PK845 6PK1033	
						09/96-07/02	96	
	09/96-07/02	SR20De	85			ALT, (-AC) PS ALT, (AC)	4PK825 4PK845 6PK1033	
		SR20DE	110			ALT, (-AC) PS ALT, (AC)	4PK825 4PK845 6PK1033	
2.0 TD	09/96-07/02	CD20T	66	1974		AC INJP INJP CA CA	AVX13X850	
<b>PRIMERA Hatchback (P12)</b>								
1.6	07/02-	QG16DE	78	1597		PS ALT, (AC) ALT, (-AC)	4PK850 6PK1095 6PK820	
			80			PS ALT, (AC) ALT, (-AC)	4PK850 6PK1110 6PK820	
1.8	07/02-	QG18DE	85	1769		PS ALT, (AC), 11/2004⇒ ALT, (AC), ⇒11/2004 ALT, (-AC)	4PK850 6PK1090 6PK1110 6PK820	
1.9 dCi	04/03-		88	1870		ALT CA CA CA	7PK1795 VD1104	
	08/02-		85			ALT	7PK1795 VD1104	

**NISSAN**






## NISSAN

### PRIMERA Hatchback (P12)

					CT1064 CT1064K1 CT1064WP2	CA CA CA	
2.0	07/02-	QR20DE	103	1998		ALT	6PK2245
2.2 dCi	04/03-	YD22DDT	102	2184		AC	AVX13X938
2.2 Di	07/02-	YD22DDT	93	2184		AC	AVX13X938

### PRIMERA Kombi (WP12)

1.6 Visia	01/02-	QG16DE	80	1597		PS ALT, (AC) ALT, (-AC)	4PK850 6PK1110 6PK820
1.8	03/02-	QG18DE	85	1769		PS ALT, (AC), 11/2004⇒ ALT, (AC), ⇒11/2004 ALT, (-AC)	4PK850 6PK1090 6PK1110 6PK820
1.9 dCi	04/03-		88	1870		ALT	7PK1795 VD1104
					CT1064 CT1064K1 CT1064WP2	CA CA CA	
	08/02-		85			ALT	7PK1795 VD1104
					CT1064 CT1064K1 CT1064WP2	CA CA CA	
2.0	03/02-	QR20DE	103	1998		ALT	6PK2245
2.2 dCi	04/03-	YD22DDT	102	2184		AC	AVX13X938
2.2 Di	03/02-	YD22DDT	93	2184		AC	AVX13X938

### PRIMERA Traveller (W10)

1.6 i	07/90-03/98	GA16DS	66	1597		ALT, (PS) PS ALT, (-PS)	4PK805 4PK810 4PK915
	03/94-03/98	GA16DE	75			ALT, (PS) PS ALT, (-PS)	4PK805 4PK810 4PK915
2.0 D	07/90-12/95	CD20	55	1974		PS ALT AC	AVX13X800 AVX13X850 AVX13X850
					CT781 CT781K1 CT933 CT933K1	CA CA INJP INJP	
2.0 i	07/90-03/98	SR20DI	85	1998		ALT, (-AC) PS ALT, (AC)	4PK830 4PK845 6PK1033

### PRIMERA Traveller (WP11)

1.6 16V	04/98-12/01	GA16DE	66	1597		PS ALT, (AC) ALT, (-AC)	4PK850 6PK1095 6PK820
			73			PS ALT, (AC) ALT, (-AC)	4PK850 6PK1095 6PK820
1.8 16V	08/99-12/01	QG18DE	84	1769		PS, MTR-CODE: QG18DE ALT, (AC), MTR-CODE: QG18DE ALT, (-AC)	4PK850 6PK1110 6PK820
	06/96-05/99	QG18DD	96			PS AC ALT	4PK850 6PK1110 6PK815
2.0 16V	08/99-12/01	SR20DE	103	1998		ALT, (-AC) PS ALT, (AC)	4PK836 4PK845 6PK1033
	06/96-05/99	SR20VE	140			ALT, (-AC) PS ALT, (AC)	4PK825 4PK850 6PK1033
	04/98-12/01	SR20De	85			ALT PS ALT, AC	4PK836 4PK845 6PK1033
		SR20DE	96			ALT, (-AC) PS ALT, (AC)	4PK836 4PK845 6PK1033
2.0 TD	04/98-12/01	CD20T	66	1974		AC	AVX13X850
					CT1005 CT1005K1 CT781 CT781K3	INJP INJP CA CA	

### QASHQAI / QASHQAI +2 (J10, JJ10)

1.5 dCi	02/07-		78	1461		ALT CA CA	6PK1200
					CT1035 CT1035K1	CA CA	





<b>NISSAN</b>							
<b>QASHQAI / QASHQAI +2 (J10, JJ10)</b>							
↔ 1.6	02/07-	HR16DE	84	1598		ALT, (-AC), MTR-CODE: HR16DE ALT, (AC), MTR-CODE: HR16DE	7PK1040 7PK1153
2.0	02/07-	MR20DE	103	1997		ALT	6PK1210
2.0 Allrad	02/07-	MR20DE	103	1997		ALT	6PK1210
2.0 dCi	02/07-	M1D, M9R	110	1995		ALT, MTR-CODE: M9R	7PK1705
2.0 dCi Allrad	02/07-	M1D, M9R	110	1995		ALT, MTR-CODE: M9R	7PK1705
<b>SERENA (C23M)</b>							
1.6 16V	02/93-09/01	GA16DE	71	1597		ALT, (PS) AC ALT, (-PS)	4PK810 4PK836 4PK915
2.0 16V	11/92-09/01	SR20DE	93	1998		PS AC ALT, 07/1993⇒ ALT, ⇒07/1993	4PK875 4PK875 5PK934 5PK950
2.0 D	11/92-09/01	LD20	49	1952	CT843 CT843K1	PS, ⇒12/1994 AC, ⇒12/1994 CA, ⇒12/1994 CA	AVX13X750 AVX13X925
2.3 D	01/95-09/01	LD23	55	2283	CT917	ALT PS AC CA	2XAVX13X1100 AVX13X850 AVX13X950
<b>SILVIA (S12)</b>							
2.0 GP	04/84-09/88	FJ20E	107	1991		ALT PS AC	AVX13X1000 AVX13X1250 AVX13X850
<b>STANZA (T11)</b>							
1.6	08/81-12/85	CA16S	60	1598	CT674 CT674K1	ALT, PS PS CA CA	AVX10X875 AVX13X750
1.8 SGL	03/83-12/85	CA18S	66	1809	CT674 CT674K1	ALT, WP PS CA CA	AVX10X875 AVX13X750
<b>STANZA Hatchback (T11)</b>							
1.6	08/81-12/85	CA16S	60	1598	CT674 CT674K1	ALT, WP PS CA CA	AVX10X875 AVX13X750
1.8	08/81-12/85	CA18S, CA18	65	1809	CT674 CT674K1	ALT, WP PS CA CA	AVX10X875 AVX13X750
		CA18S	66		CT674 CT674K1	ALT, WP PS CA CA	AVX10X875 AVX13X750
<b>SUNNY (140Y, 150Y)</b>							
1.4 (HBL310)	01/70-02/82	A14	48	1397		ALT	AVX10X975
	06/79-02/82		49			ALT	AVX10X975
1.5 (HBL310)	06/79-02/82	A15	51	1488		ALT	AVX10X975
<b>SUNNY I (B11)</b>							
1.3	03/82-09/87	E13	44	1269	CT679 CT679K1	ALT AC CA CA	AVX10X990 AVX13X800
1.5	03/82-05/86	E15	51	1488	CT666 CT666K1	ALT AC CA CA	AVX10X990 AVX13X800
	03/82-10/86	E15S	55		CT666 CT666K1	ALT AC CA CA	AVX10X990 AVX13X800
1.7 D	03/82-10/86	CD17	40	1681	CT614	ALT AC CA	AVX13X800 AVX13X875
<b>SUNNY I Coupe (B11)</b>							
1.3	04/82-09/86	E13	44	1269	CT679 CT679K1	ALT AC CA CA	AVX10X990 AVX13X800
1.5	03/82-10/86	E15S	55	1488	CT666 CT666K1	ALT AC CA CA	AVX10X990 AVX13X800

**NISSAN**




NISSAN

**NISSAN**

**SUNNY I Traveller (B11)**

↔ 1.5	03/82-10/86	E15S	55	1488		ALT AC CA CA	AVX10X990 AVX13X800
					CT666 CT666K1		
1.7 D	03/82-10/86	CD17	40	1681		ALT AC CA	AVX13X800 AVX13X875
					CT614		

**SUNNY II (N13)**

1.3	07/86-10/91	E13S	44	1269		ALT AC PS CA CA	4PK990 AVX13X800 AVX13X925
					CT679 CT679K1		
1.4 LX	10/88-08/91	GA14S	55	1392		PS AC ALT	4PK810 4PK830 4PK915
1.5	06/86-10/88	E15S	52	1487		ALT AC PS CA CA	4PK995 AVX13X800 AVX13X925
					CT666 CT666K1		
1.6	06/86-10/88	E16S	62	1597		ALT, FOR ALT: 70A ALT, FOR ALT: 60A AC PS CA CA	4PK1010 4PK995 AVX13X800 AVX13X925
					CT666 CT666K1		
1.6 4x4	07/86-10/88	GA16S	66	1597		ALT, FOR ALT: 70A PS AC ALT ALT, FOR ALT: 60A AC PS CA CA	4PK1010 4PK815 4PK836 4PK915 4PK995 AVX13X800 AVX13X925
					CT666 CT666K1		
1.6 GTI 16V	02/87-10/88	CA16D	81	1598		ALT, (AC) PS ALT, (-AC) AC	4PK706 4PK938 6PK730 6PK884
1.6 i	06/86-10/90	E16i	54	1597		ALT, FOR ALT: 70A ALT, FOR ALT: 60A AC PS CA CA	4PK1010 4PK995 AVX13X800 AVX13X925
					CT666 CT666K1		
1.6 i 12V	10/88-06/91	GA16i	66	1597		ALT, FOR ALT: 70A PS AC ALT ALT, FOR ALT: 60A AC PS CA CA	4PK1010 4PK810 4PK830 4PK915 4PK995 AVX13X800 AVX13X925
					CT666 CT666K1		
1.6 i 4x4 (A)	06/86-10/90	E16i	54	1597		ALT, FOR ALT: 70A ALT, FOR ALT: 60A AC PS CA CA	4PK1010 4PK995 AVX13X800 AVX13X925
					CT666 CT666K1		
1.7 D	06/86-05/89	CD17	40	1681		ALT, ⇨08/1986 ALT, 08/1986⇨, ⇨03/1987, (MANL) ALT, 08/1986⇨, ⇨03/1987, (AUTOM) ALT, 03/1987⇨ AC CA	AVX13X825 AVX13X825 AVX13X850 AVX13X850 AVX13X850
					CT614		

**SUNNY II Coupe (B12)**

1.5	06/86-10/88	E15S	52	1487		ALT AC PS CA CA	4PK995 AVX13X800 AVX13X925
					CT666 CT666K1		
1.6	06/86-10/88	E16S	62	1597		ALT, FOR ALT: 70A ALT, FOR ALT: 60A AC PS CA	4PK1010 4PK995 AVX13X800 AVX13X925
					CT666		





<b>NISSAN</b>							
<b>SUNNY II Coupe (B12)</b>							
↔					<b>CT666K1</b>	CA	
1.6 GTI 16V	05/87-05/89	CA16D	81	1598		ALT, (AC) PS ALT AC	4PK715 4PK938 6PK730 6PK884
					<b>CT515</b>	CA	
1.6 i	06/86-05/89	E16i	54	1597		ALT, FOR ALT: 70A ALT, FOR ALT: 60A AC PS	4PK1010 4PK995 AVX13X800 AVX13X925
					<b>CT666</b> <b>CT666K1</b>	CA CA	
1.6 i 12V	10/88-06/91	GA16i	66	1597		ALT, (PS) PS AC ALT, (-PS)	4PK805 4PK810 4PK830 4PK915
					<b>CT666</b>	CA	
1.8 GTI 16V	01/89-06/91	CA18D	92	1809		ALT, (AC) PS ALT AC	4PK715 4PK938 6PK730 6PK884
					<b>CT515</b>	CA	
<b>SUNNY II Hatchback (N13)</b>							
1.3	06/86-10/88	E13S	44	1269		ALT AC PS	4PK995 AVX13X800 AVX13X925
					<b>CT679</b> <b>CT679K1</b>	CA CA	
1.4 LX	01/89-08/91	GA14S	55	1392		ALT, (PS) PS AC ALT, (-PS)	4PK805 4PK810 4PK830 4PK915
					<b>CT666</b>	CA	
1.5	06/86-10/88	E15S	52	1487		ALT AC PS	4PK995 AVX13X800 AVX13X925
					<b>CT666</b> <b>CT666K1</b>	CA CA	
1.6	06/86-10/88	E16S	62	1597		ALT, FOR ALT: 70A ALT, FOR ALT: 60A AC PS	4PK1010 4PK995 AVX13X800 AVX13X925
					<b>CT666</b> <b>CT666K1</b>	CA CA	
1.6 GTI 16V	06/87-05/89	CA16D	81	1598		ALT, (AC) PS ALT AC	4PK715 4PK938 6PK730 6PK884
					<b>CT515</b>	CA	
1.6 i	06/86-10/90	E16i	54	1597		ALT, FOR ALT: 70A ALT, FOR ALT: 60A AC PS	4PK1010 4PK995 AVX13X800 AVX13X925
					<b>CT666</b> <b>CT666K1</b>	CA CA	
1.6 i 12V	06/86-10/90	GA16i	66	1597		ALT, FOR ALT: 70A PS AC ALT ALT, FOR ALT: 60A AC PS	4PK1010 4PK810 4PK830 4PK915 4PK995 AVX13X800 AVX13X925
					<b>CT666</b> <b>CT666K1</b>	CA CA	
1.7 D	06/86-01/91	CD17	40	1681		ALT, ⇨08/1986 ALT, 08/1986⇨, ⇨03/1987, (MANL) ALT, 08/1986⇨, ⇨03/1987, (AUTOM) ALT, 03/1987⇨ AC	AVX13X825 AVX13X825 AVX13X850 AVX13X850 AVX13X850
					<b>CT614</b> <b>CT933</b> <b>CT933K1</b>	CA INJP INJP	
1.8 GTI 16V	01/89-06/91	CA18D	92	1809		ALT, (AC) PS ALT AC	4PK715 4PK938 6PK730 6PK884
					<b>CT515</b>	CA	

**NISSAN**


**NISSAN**
**NISSAN**
**SUNNY II Traveller (B12)**

↔ 1.5	06/86-10/88	E15S	52	1487	CT666 CT666K1	ALT AC PS CA CA	4PK995 AVX13X800 AVX13X925
1.6	06/86-10/88	E16S	62	1597	CT666 CT666K1	ALT, FOR ALT: 70A ALT, FOR ALT: 60A AC PS CA CA	4PK1010 4PK995 AVX13X800 AVX13X925
1.6 i	08/86-05/89	E16i	54	1598	CT666 CT666K1	ALT AC CA CA	AVX10X1000 AVX13X800
1.6 i 12V	10/88-06/91	GA16i	66	1597	CT666	ALT, (PS) PS AC ALT CA	4PK810 4PK810 4PK830 4PK915
1.6 i 4x4 (A)	06/86-05/89	E16i	54	1598	CT666 CT666K1	ALT, FOR ALT: 70A ALT, FOR ALT: 60A AC PS CA CA	4PK1010 4PK995 AVX13X800 AVX13X925
1.7 D	01/86-06/91	CD17	40	1681	CT614	ALT, ⇒03/1987 ALT, 03/1987⇒ ALT, 08/1986⇒, (AUTOM) AC CA	AVX13X825 AVX13X850 AVX13X850 AVX13X850

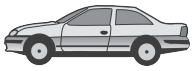
**SUNNY III (N14)**

1.4 i	10/90-05/95	GA14DE, GA14DS	55	1392	CT666	ALT, (PS) PS AC ALT, (-PS) CA	4PK805 4PK810 4PK830 4PK915
1.4 i 16V	10/90-06/95	GA14DE	64	1392	CT666	ALT, (PS) PS AC ALT, (-PS) CA	4PK805 4PK810 4PK830 4PK910
1.6 i	10/90-05/95	GA16DE, GA16DS, GA 16DEL	66	1597	CT666	ALT, (PS) PS AC ALT, (-PS) CA	4PK805 4PK810 4PK830 4PK915
1.6 i 16V	10/92-05/95	GA16DE	75	1597	CT666	ALT, (PS) PS AC ALT, (-PS) CA	4PK805 4PK810 4PK830 4PK915
1.6 i 16V 4WD	10/90-05/95	GA16DS	66	1597	CT666	ALT, (PS) PS AC ALT, (-PS) CA	4PK805 4PK810 4PK830 4PK915
2.0 D	10/90-05/95	CD20	55	1974	CT781 CT781K1 CT933 CT933K1	PS ALT CA CA INJP INJP	AVX13X800 AVX13X850

**SUNNY III Hatchback (N14)**

1.4 i	10/90-05/95	GA14DE, GA14DS	55	1392	CT666	ALT, (PS) PS AC ALT, (-PS) CA	4PK805 4PK810 4PK830 4PK915
1.4 i 16V	10/90-05/95	GA14DE	64	1392	CT666	ALT, (PS) PS AC ALT	4PK810 4PK810 4PK830 4PK915
1.6 i	10/90-05/95	GA16DE, GA16DS, GA 16DEL	66	1597	CT666	ALT, (PS) PS AC ALT, (-PS) CA	4PK805 4PK810 4PK830 4PK915
1.6 i 16V	10/92-05/95	GA16DE	75	1597	CT666	ALT, (PS)	4PK810





## NISSAN

### SUNNY III Hatchback (N14)

						PS AC ALT	4PK810 4PK830 4PK915
1.6 i 16V 4x4	10/92-05/95	GA16DE	75	1597		ALT, (PS) PS AC ALT	4PK810 4PK810 4PK830 4PK915
2.0 D	10/90-05/95	CD20	55	1974	CT781 CT781K1 CT933 CT933K1	PS ALT CA CA INJP INJP	AVX13X800 AVX13X850
2.0 GTI 16V	10/90-05/95	SR20DE	105	1998		ALT, (-AC) PS ALT, (AC)	4PK830 4PK845 6PK1033
2.0 GTI-R 4x4	10/90-05/95	SR20DET	162	1998		ALT PS	4PK830 4PK925

### SUNNY III Liftback (N14)

1.4 i	10/90-05/95	GA14DE, GA14DS	55	1392		ALT, (PS) PS AC ALT, (-PS) CA	4PK805 4PK810 4PK830 4PK915
1.4 i 16V	10/90-06/95	GA14DE	64	1392	CT666	ALT, (PS) PS AC ALT, (-PS) CA	4PK805 4PK810 4PK830 4PK910
1.6 i	10/90-05/95	GA16DE, GA16DS, GA 16DEL	66	1597		ALT, (PS) PS AC ALT, (-PS) CA	4PK805 4PK810 4PK830 4PK915
1.6 i 16V	10/92-05/95	GA16DE	75	1597	CT666	ALT, (PS) PS AC ALT	4PK810 4PK810 4PK830 4PK915
2.0 D	10/90-05/95	CD20	55	1974	CT781 CT781K1 CT933 CT933K1	PS ALT CA CA INJP INJP	AVX13X800 AVX13X850
2.0 i 16V	10/90-05/95	SR20DE	105	1998		ALT, (-AC) PS ALT, (AC)	4PK830 4PK845 6PK1033

### SUNNY III Traveller (Y10)

1.6 16V 4x4	11/90-05/95	GA16DS	66	1597		ALT, (PS) PS AC ALT	4PK810 4PK810 4PK830 4PK915
1.6 i	06/91-03/00	GA16DE, GA16DS	66	1597		ALT, (PS) PS AC ALT, (-PS)	4PK805 4PK810 4PK830 4PK915
1.6 i 16V 4x4	10/92-03/00	GA16DE	75	1597		ALT, (PS) PS AC ALT	4PK810 4PK810 4PK830 4PK915
2.0 D	06/91-03/00	CD20	55	1974	CT1005 CT1005K1 CT781 CT781K3 CT933 CT933K1	PS ALT INJP, 04/1996⇒ INJP, 04/1996⇒ CA CA INJP, ⇒03/1996 ⇒03/1996, INJP	AVX13X800 AVX13X850

### SUNNY Kasten (Y10)

1.6 i 16V	10/92-03/00	GA16DE	66	1597		ALT, (PS) PS AC ALT, (-PS)	4PK805 4PK810 4PK830 4PK915
1.7 D	11/90-03/00	CD17	40	1681	CT614 CT916	PS ALT AC CA, ⇒10/1993 CA, 11/1993⇒	AVX13X675 AVX13X850 AVX13X850





## NISSAN

### SUNNY Kasten (Y10)

↔ 1.4 (HBL310)	06/79-02/82	A14	48	1397		ALT	AVX10X975
1.5 (HBL310)	06/79-02/82	A15	51	1488		ALT	AVX10X975

### TERRANO I (WD21)

2.4	07/86-10/95	Z24i	74	2389		ALT PS AC	AVX10X940 AVX13X1175 AVX13X850
2.4 i 4WD	10/87-02/93	Z24i	76	2389		ALT PS AC	AVX10X935 AVX13X1175 AVX13X825
2.7 TD 4WD	02/89-02/96	TD27T	73	2664		ALT PS AC	AVX13X1150 AVX13X1150 AVX13X925
3.0 Allrad	07/86-08/89	VG30I	95	2960		AC PS ALT	AVX13X1400 AVX13X900 AVX13X925
3.0 i 4WD	01/90-12/95	VG30E	109	2960	CT693	CA	AVX13X825 AVX13X900 AVX13X925
					CT693	CA, ⇨05/1993	

### TERRANO II (R20)

2.4 4WD	05/96-01/02	KA24E	85	2389		ALT PS AC	AVX10X900 AVX13X1150 AVX13X925
	05/96-		87			ALT PS AC	AVX10X900 AVX13X1150 AVX13X925
2.4 i 12V 4WD	02/93-06/96	KA24E	91	2389		ALT PS AC	AVX10X900 AVX13X1150 AVX13X925
2.7 TD 4WD	02/93-01/02	TD27T	74	2664		ALT PS AC	AVX13X1150 AVX13X1150 AVX13X925
2.7 TDi 4WD	05/96-	TD27TI	92	2664		ALT PS AC	AVX13X1150 AVX13X1150 AVX13X925
3.0 Di 4WD	05/02-	ZD30	113	2953		ALT	7PK1642

### TIIDA Schrägheck (C11X)

1.5 dCi	09/07-	K9K728	78	1461		ALT ALT, (Bosch), FOR ALT: 110A, OE-NO 23100-BN700, FOR ALT: 120A, OE-NO 23100-00QAU ALT, (Valeo), FOR ALT: 110A, OE-NO 23100-00Q2H, 23100-00Q2C	6PK1130 AP9025  AP9025
					CT1035 CT1035K2	CA CA	
1.6	09/07-	HR16DE	81	1598		ALT, (-AC) ALT, (AC)	7PK1040 7PK1145

### TIIDA Stufenheck (SC11X)

1.5 dCi	09/07-		78	1461		ALT ALT, (Bosch), FOR ALT: 110A, OE-NO 23100-BN700, FOR ALT: 120A, OE-NO 23100-00QAU ALT, (Valeo), FOR ALT: 110A, OE-NO 23100-00Q2H, 23100-00Q2C	6PK1130 AP9025  AP9025
					CT1035 CT1035K2	CA CA	
1.6	09/07-	HR16DE	81	1598		ALT, (-AC) ALT, (AC)	7PK1040 7PK1145

### URVAN Bus (E23)

2.0 (E23B)	12/82-11/88	Z20	64	1952		ALT, MTR-CODE: Z20/ Z20S, ⇨07/1994 PS, ⇨07/1994 AC, MTR-CODE: Z20/ Z20S, ⇨07/1994	AVX10X888 AVX13X1125 AVX13X850
2.3 D (E23B)	04/85-11/88	SD23	51	2289		ALT AC	AVX13X1000 AVX13X1500

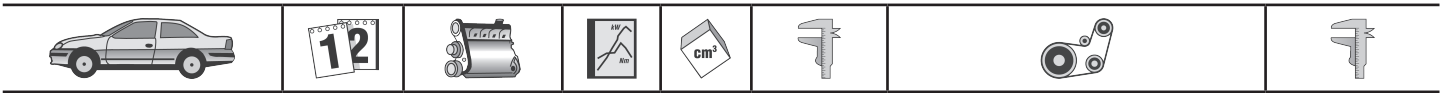
### URVAN Bus (E24)

2.4 i	05/89-09/93	Z24i	74	2389		ALT PS AC ALT	AVX10X950 AVX13X1125 AVX13X850 AVX13X925
2.5 D	05/89-10/96	TD25	59	2494		ALT PS AC	AVX13X1150 AVX13X1150 AVX13X925

### URVAN Kasten (E23)

2.0	07/81-11/82	H20	55	1982		ALT AC	AVX10X950 AVX13X1350
2.2 D	07/81-11/82	SD22	47	2164		ALT ALT, AC	AVX13X1000 AVX13X1500





<b>NISSAN</b>							
<b>URVAN Kasten (E23)</b>							
↩	2.3 D	11/82-05/87	SD23	50	2289	ALT ALT AC	AVX13X950 AVX13X1000 AVX13X1500
<b>URVAN Kasten (E24)</b>							
	2.0	05/87-05/97	Z20	64	1952	ALT, MTR-CODE: Z20/ Z20S, ⇨07/1994 PS, ⇨07/1994 AC, MTR-CODE: Z20/ Z20S, ⇨07/1994	AVX10X888 AVX13X1125 AVX13X850
<b>VANETTE Bus (C22)</b>							
	2.0 D (ULC22)	10/86-12/95	LD20	47	1952	ALT, 01/1992⇨ PS AC CA CA	AVX13X1050 AVX13X750 AVX13X925
				49		ALT, 01/1992⇨ PS AC CA CA	AVX13X1050 AVX13X750 AVX13X925
	2.4 i (SLC22)	10/86-12/95	Z24i	74	2389	PS ALT AC CA CA	AVX13X1125 AVX13X925 AVX13X925
				77		PS ALT AC	AVX13X1125 AVX13X925 AVX13X925
<b>VANETTE Bus (KC120)</b>							
	1.5	01/83-12/87	A15	51	1488	ALT AC	AVX10X975 AVX13X850
<b>VANETTE CARGO Bus (HC 23)</b>							
	1.6 i	01/96-	GA16DE	72	1597	PS AC ALT	4PK810 4PK830 4PK915
	2.0 D	01/96-	LD20	49	1952	ALT PS AC CA CA	AVX13X1050 AVX13X750 AVX13X925
	2.3 D	01/96-	LD23	55	2283	ALT PS AC CA	AVX13X1100 AVX13X850 AVX13X950
<b>VANETTE CARGO Kasten (HC 23)</b>							
	1.6 i	01/95-	GA16DE	71	1597	PS AC ALT	4PK810 4PK830 4PK915
	2.0 D	01/95-	LD20	49	1952	ALT PS AC CA CA	AVX13X1050 AVX13X750 AVX13X925
	2.3 D	01/95-	LD23	55	2283	ALT PS AC CA	2XAVX13X1100 AVX13X850 AVX13X950
<b>VANETTE Kasten</b>							
	2.0 D	11/82-06/87	LD20	43	1952	AC ALT	AVX13X850 AVX17X950
<b>VANETTE Kasten (C22)</b>							
	2.0 D	07/91-01/95	LD20II	49	1952	ALT, ⇨01/1992 ALT, 01/1992⇨ PS AC CA CA	17X1000Li AVX13X1050 AVX13X750 AVX13X925
<b>X-TRAIL (T30)</b>							
	2.0	07/01- 09/01-	QR20DE	103 110	1998	ALT ALT	6PK2245 6PK2245
	2.0 4x4	07/01-	QR20DE	103	1998	ALT	6PK2245
	2.2 dCi	12/03-	YD22DDTi	100	2184	AC	AVX13X938
	2.2 dCi 4x4	12/03-	YD22DDTi	100	2184	AC	AVX13X900
	2.2 DCi FWD	06/01-09/03	YD22DDTi	84	2184	AC	AVX13X938
	2.2 Di 4x4	07/01-	YD22ETi	84	2184	AC	AVX13X938
	2.5 4x4	01/03-	QR25DE	121	2488	ALT	6PK2245
<b>X-TRAIL (T31)</b>							
	2.0 dCi	06/07-	M9R	110	1995	ALT	7PK1970







OPEL

## NISSAN (DONGFENG)

<b>BLUEBIRD (G10)</b> 2.0	04/00-12/06	EQ486, SR20DE	107	1998	ALT AC	4PK845 6PK1020
<b>TEANA (J31)</b> 2.3	04/06-06/08	VQ23DE	127	2349	PS ALT, (AC)	4PK775 6PK1075

## NSU

<b>1200</b> C	09/69-11/71		40	1177	DYN	AVX10X625
<b>PRINZ</b> 1000 (67)	09/69-03/74		29	996	DYN	AVX10X625
1200 (67)	09/69-03/74		48	1177	DYN	AVX10X625
600 (47)	09/69-11/71		22	598	DYN	AVX10X625
600 4L (47)	08/61-07/70		22	598	DYN	AVX10X625
<b>TT</b> 1.2	07/65-11/71		48	1177	ALT	AVX10X650
<b>TTS</b> 1.0	01/70-11/71		52	996	ALT	AVX10X650

## OPEL

<b>ADAM</b> 1.2	10/12-	A12XEL	51	1229	ALT, (-AC) ALT, (AC)	6PK1205 6PK1388
1.4	10/12-	A14XEL	64	1398	ALT, (-AC) ALT, (AC)	6PK1205 6PK1388
		A14XER	74		ALT, (-AC) ALT, (AC)	6PK1205 6PK1388
<b>ADMIRAL A</b> 2.6 S	04/64-09/65	26S	74	2586	ALT PS ALT	AVX10X1050 AVX10X900 AVX10X975
2.8 HL	10/67-03/69	28HL	103	2784	ALT, ⇨12/1968 PS, ⇨12/1968, MTR-NO 28S23614⇨ ALT, ⇨12/1968	AVX10X865 AVX10X875 AVX10X900
2.8 S	10/65-03/69	28S	92	2784	AC PS ALT	AVX10X1275 AVX10X875 AVX10X900
4.6	04/65-03/69	46S	140	4638	PS ALT, WP, FAN	AVX10X1100 AVX10X1350
<b>ADMIRAL B</b> 2.8	03/75-07/76	28H	103	2784	AC PS ALT	AVX10X1275 AVX10X875 AVX10X900
	03/69-02/75		107		AC PS ALT	AVX10X1275 AVX10X875 AVX10X900
2.8 E	03/75-01/78	28E	118	2784	AC PS ALT	AVX10X1275 AVX10X875 AVX10X900
	03/69-02/75		121		AC PS ALT	AVX10X1275 AVX10X875 AVX10X900
2.8 S	03/75-01/78	28S	95	2784	AC PS ALT	AVX10X1275 AVX10X875 AVX10X900
	03/69-07/75		97		AC PS ALT	AVX10X1275 AVX10X875 AVX10X900
<b>AGILA (A) (H00)</b> 1.0	08/03-12/07	Z10XEP	44	998	ALT, WP ALT, WP, AC	5PK1230 5PK1355
1.0 12V	09/00-12/07	Z10XE	43	973	ALT, WP ALT, WP, AC	5PK1230 5PK1355
1.2 16V	09/00-12/07	Z12XE	55	1199	ALT, WP ALT, WP, AC	5PK1230 5PK1355
1.2 16V Twinport	07/04-12/07	Z12XEP	59	1229	ALT, (-AC) ALT, (AC)	5PK1230 5PK1355
1.3 CDTI	08/03-12/07	Z13DT	51	1248	ALT ALT, AC ALT, (Valeo), OE-NO 13117278, FOR ALT: 70A, OE-NO 13117279, FOR ALT: 100A	6PK1180 6PK1318 AP9035
<b>AGILA (B) (H08)</b> 1.0	07/11-	K10B	50	996	AC WP	4PK765 5PK890
	04/08-		48		AC WP	4PK765 5PK890
1.0 LPG	01/10-	K10B	48	996	AC	4PK765





<b>OPEL</b>							
<b>AGILA (B) (H08)</b>							
1.2	04/08-	K12B	63	1242		WP	5PK890
						AC	4PK765
1.2 LPG	04/08-	K12B	63	1242		WP	5PK890
						AC	4PK765
1.3 CDTI	04/08-	Z13DTJ, D13A	55	1248		ALT, (-AC)	6PK1180
						ALT, (AC)	6PK1318
<b>ANTARA</b>							
2.0 CDTI	05/06-	Z20DMH, Z20S	110	1991		ALT	6PK2065
					CT1121	ALT, (KDAC), FOR ALT: 120A, OE-NO 96627029, 96866018, 96988215	AP9060
					CT1121K1	CA	
2.4	03/07-	Z20S	93			ALT	6PK2065
					CT1121	ALT, (KDAC), FOR ALT: 120A, OE-NO 96627029, 96866018, 96988215	AP9060
					CT1121K1	CA	
3.2 V6	09/08-	Z20DM				ALT	6PK2065
					CT1121	ALT, (KDAC), FOR ALT: 120A, OE-NO 96627029, 96866018, 96988215	AP9060
					CT1121K1	CA	
3.2 V6	05/06-	Z24XED	104	2405		AC, PS	6PK1893
					CT924	CA	
					CT924K1	CA	
<b>ARENA Combi (THB)</b>							
1.9 D	03/98-08/01	F8Q606, F8Q600	44	1870		ALT	6PK1138
						CA	
						CA	
2.5 D	03/98-08/01	S8U758, S8U780, S8U782	55	2499		CA	
						CA	
						CA	
<b>ARENA Kasten (TB, TF)</b>							
1.9 D	03/98-08/01	F8Q606, F8Q600	44	1870		ALT	6PK1138
						CA	
						CA	
2.5 D	03/98-08/01	S8U758, S8U780, S8U782	55	2499		CA	
						CA	
						CA	
<b>ASCONA A (81_, 86_, 87_, 88_)</b>							
1.2 S	04/72-08/75	12S	44	1196		ALT, FAN	AVX10X950
	03/75-08/75	16N	44	1584		ALT	AVX10X888
1.6 N	10/70-02/75		50			ALT	AVX10X900
						ALT	AVX10X888
1.6 S	03/75-08/75	16S	55	1584		ALT	AVX10X888
	10/70-02/75		59			ALT	AVX10X900
1.9 SR	03/75-08/75	19S	65	1897		ALT	AVX10X888
	03/71-02/75		66			ALT	AVX10X900
<b>ASCONA A Voyage (84_, 89_)</b>							
1.6 N	03/75-08/75	16N	44	1584		ALT	AVX10X888
	10/70-02/75		50			ALT	AVX10X900
1.6 S	03/75-08/75	16S	55	1584		ALT	AVX10X888
	10/70-02/75		59			ALT	AVX10X900
1.9 SR	03/75-08/75	19S	65	1897		ALT	AVX10X888
	10/70-02/75		66			ALT	AVX10X900
<b>ASCONA B (81_, 86_, 87_, 88_)</b>							
1.2	08/76-02/79	12N	40	1196		ALT, FAN	AVX10X950
1.2 S	09/75-02/79	12S	44	1196		ALT, FAN	AVX10X950
1.3 N	03/79-08/81	13N	44	1297		ALT	AVX10X950
						FAN	AVX10X950
					CT504	CA	

**OPEL**




# OPEL

## ASCONA B (81\_, 86\_, 87\_, 88\_) ↩

1.3 S	08/79-08/81	13S	55	1297	CT504WP1 CA	ALT FAN CA CA	AVX10X950 AVX10X950
1.6 N	09/75-08/81	16N	44	1584	CT504 CT504WP1	ALT ALT	AVX10X888 AVX10X900
1.6 S	09/75-08/81	16S	55	1584		ALT ALT	AVX10X888 AVX10X900
1.9 N	08/76-08/81	19N	55	1897		ALT ALT	AVX10X888 AVX10X900
1.9 S	09/75-08/81	19S	66	1897		ALT, (AC) ALT	AVX10X888 AVX10X900
2.0 D	08/78-08/81	20D	43	1998		VACP AC ALT	AVX10X800 AVX10X888 AVX10X900
2.0 E	08/79-08/81	20E	81	1979		ALT AC ALT	AVX10X888 AVX10X888 AVX10X900
2.0 N	08/77-08/81	20N	66	1979		ALT AC ALT	AVX10X888 AVX10X888 AVX10X900
2.0 S	08/77-08/81	20S	74	1979		ALT AC ALT	AVX10X888 AVX10X888 AVX10X900

## ASCONA C (81\_, 86\_, 87\_, 88\_) ↩

1.3 N	09/81-08/86	13N	44	1297	CT504 CT504WP1	ALT CA CA	AVX10X875
1.3 S	09/81-08/88	13S	55	1297	CT504 CT504WP1	ALT CA CA	AVX10X875
1.6	09/81-09/87	16N	55	1598	CT720 CT720WP1	PS ALT CA CA, CH-NO 14054371, 14058656⇒	AVX10X850 AVX10X913
	09/86-08/88	16SV	60		CT558 CT558WP1	PS ALT CA CA	AVX10X850 AVX10X913
1.6 D	03/82-08/88	16D, 16DA	40	1598	CT529	PS ALT CA, ⇒MTR-NO (14/25)498630, (MANL), ⇒MTR-NO (14/25)503756, (AUTOM)	AVX10X850 AVX10X913
					CT529K1 CT540 CT540K1 CT540WP1	CA, MTR-CODE: 16D CA, MTR-NO (14/25)498631⇒, (MANL), MTR-NO (14/25)503757⇒, (AUTOM) CA, MTR-CODE: 16DA CA, MTR-CODE: 16DA	
1.6 i	09/87-08/88	E16NZ, E16LZ	55	1598	CT558 CT558WP1 CT874	PS ALT CA, ⇒MTR-NO 02J22349 CA, ⇒MTR-NO 02J22349 CA, MTR-NO 02J22350⇒	AVX10X850 AVX10X913
1.6 i KAT	09/86-08/88	C16LZ, C16NZ	55	1598	CT558 CT558WP1 CT874	PS ALT CA, ⇒MTR-NO 02J22349 CA, ⇒MTR-NO 02J22349 CA, MTR-NO 02J22350⇒	AVX10X850 AVX10X913
					CT720 CT720WP1	CA, CH-NO 14391115, 12387790⇒	
1.6 S	09/81-08/86	16SH	66	1598	CT720 CT720WP1	PS ALT CA CA, CH-NO 14391115, 12387790⇒	AVX10X850 AVX10X888
					CT720	PS ALT CA	
1.8	09/87-08/88	E18NV	62	1796	CT720 CT720WP1	PS ALT CA CA	AVX10X850 AVX10X925
1.8 E	01/85-08/86	C18NE, S18NV	74	1796	CT720	PS ALT CA	AVX10X850 AVX10X888
1.8 i	09/82-08/86	18E	85	1796	CT720	PS ALT CA	AVX10X850 AVX10X888
					CT720	PS ALT CA	
2.0 i	08/87-08/88	C20NEF	74	1998	CT720 CT720WP1	PS ALT CA CA	AVX10X850 AVX10X925
					CT720	PS	





<b>OPEL</b>							
<b>ASCONA C (81_, 86_, 87_, 88_) ↵</b>							
					CT720 CT720WP1	ALT CA CA	AVX10X925
2.0 i GT	03/87-08/88	20SEH	95	1998	CT720 CT720WP1	PS ALT CA CA	AVX10X850 AVX10X925
2.0 i KAT	09/86-08/88	C20NE	85	1998	CT720 CT720WP1	PS ALT CA CA	AVX10X850 AVX10X925
<b>ASCONA C CC (84_, 89_) ↵</b>							
1.3 N	09/81-08/86	13N	44	1297	CT504 CT504WP1	ALT CA CA	AVX10X875
1.3 S	09/81-08/88	13S	55	1297	CT504 CT504WP1	ALT CA CA	AVX10X875
1.6	09/81-08/88	16N	55	1598	CT720 CT720WP1	PS ALT CA CA, CH-NO 14054371⇒, 14058656⇒	AVX10X850 AVX10X913
	09/86-08/88	16SV	60		CT558 CT558WP1	PS ALT CA CA	AVX10X850 AVX10X913
1.6 D	03/82-08/88	16D, 16DA	40	1598	CT529	PS ALT CA, ⇒MTR-NO (14/25)498630, (MANL), ⇒MTR-NO (14/25)503756, (AUTOM)	AVX10X850 AVX10X913
					CT529K1 CT540 CT540K1 CT540WP1	CA, MTR-CODE: 16D CA, MTR-NO (14/25)498631⇒, (MANL), MTR-NO (14/25)503757⇒, (AUTOM) CA, MTR-CODE: 16DA CA, MTR-CODE: 16DA	
1.6 i	09/87-08/88	E16NZ	55	1598	CT558 CT558WP1 CT874	PS ALT CA, ⇒MTR-NO 02J22349 CA, ⇒MTR-NO 02J22349 CA, MTR-NO 02J22350⇒	AVX10X850 AVX10X913
1.6 i KAT	09/86-08/88	C16LZ, C16NZ	55	1598	CT558 CT558WP1 CT874	PS ALT CA, ⇒MTR-NO 02J22349 CA, ⇒MTR-NO 02J22349 CA, MTR-NO 02J22350⇒	AVX10X850 AVX10X913
1.6 S	09/81-08/86	16SH	66	1598	CT720 CT720WP1	PS ALT CA CA, CH-NO 14391115, 12387790⇒	AVX10X850 AVX10X888
1.8	09/87-08/88	E18NV	62	1796	CT720 CT720WP1	PS ALT CA CA	AVX10X850 AVX10X925
1.8 E	01/85-08/86	C18NE, S18NV	74	1796	CT720	PS ALT CA	AVX10X850 AVX10X888
1.8 i	09/82-08/86	18E	85	1796	CT720	PS ALT CA	AVX10X850 AVX10X888
2.0 i	09/86-08/88	20NE	85	1998	CT720 CT720WP1	PS ALT CA CA	AVX10X850 AVX10X925
2.0 i GT	03/87-08/88	20SEH	95	1998	CT720 CT720WP1	PS ALT CA CA	AVX10X850 AVX10X925
2.0 i KAT	09/86-08/88	C20NE	85	1998	CT720 CT720WP1	PS ALT CA CA	AVX10X850 AVX10X925
<b>ASTRA F (56_, 57_) ↵</b>							
1.4	09/91-09/93	14NV	55	1389	CT874 CT874K1 CT874WP2	CA CA CA, MTR-NO 19311739⇒	AVX10X913
1.4 i	09/91-09/98	C14NZ, X14NZ	44	1389		ALT, PS, ⇒08/1992 ALT, PS, 09/1992⇒	5PK985 6PK1460



OPEL

**OPEL**

ASTRA F (56\_, 57\_) ↩

					ALT, PS, AC ALT, ⇒CH-NO S2500015, R5999999, R8999999 ALT, CH-NO S2500015⇒, R5999999⇒, R8999999⇒ CA CA CA CA, MTR-NO 19311739⇒	6PK1800 AVX10X913 AVX10X925
1.4 i 16V	02/96-09/98	X14XE	66	1389	CT874 CT874K1 CT874WP2 ALT, (PS), (-AC) ALT, (PS), (AC) ALT, (-PS), (-AC) CA CA CA	6PK1530 6PK1800 6PK894
1.4 Si	03/92-09/98	C14SE	60	1389	CT873 CT873K1 CT873WP4 ALT, PS, ⇒08/1992 ALT, PS, 09/1992⇒ ALT, PS, AC ALT, ⇒CH-NO S2500015, R5999999, R8999999 ALT, CH-NO S2500015⇒, R5999999⇒, R8999999⇒	5PK985 6PK1460 6PK1800 AVX10X913 AVX10X925
1.6	09/95-09/98	16LZ2, 16NZR	55	1598	CT866 CT866K1 CT874 CT874K1 ALT, PS, AC, MTR-CODE: 16NZR ALT, PS, AC, MTR-CODE: 16LZ2 LENGTH 1 mm, ALT, MTR-CODE: 16NZR CA, MTR-CODE: 16LZ2 CA, MTR-CODE: 16LZ2 CA, MTR-CODE: 16NZR CA, MTR-CODE: 16NZR	6PK1800 6PK1900 AVX10X925
1.6 i	05/93-07/96	X16SZ	52	1598	CT874 CT874K1 CT874WP2 ALT, PS ALT, PS, AC ALT, ⇒CH-NO S2500015, R5999999, R8999999 ALT, CH-NO S2500015⇒, R5999999⇒, R8999999⇒ CA CA CA	6PK1460 6PK1800 AVX10X913 AVX10X925
	03/92-09/98	C16NZ, X16SZR	55		CT874 CT874K1 CT874WP2 ALT, PS, ⇒08/1992 ALT, PS, 09/1992⇒ ALT, PS, AC ALT, ⇒CH-NO S2500015, R5999999, R8999999 ALT, CH-NO S2500015⇒, R5999999⇒, R8999999⇒ CA CA CA	5PK985 6PK1460 6PK1800 AVX10X913 AVX10X925
1.6 i 16V	08/94-09/98	X16XEL	74	1598	CT873 CT873K1 CT873WP4 ALT, (PS), (-AC) ALT, (PS), (AC) ALT, (-PS), (-AC), ⇒CH-NO S2500015, R5999999, R8999999 ALT, (-PS), (-AC), CH-NO S2500015⇒, R5999999⇒, R8999999⇒ CA CA CA	6PK1530 6PK1800 AVX10X913 AVX10X925
1.6 Si	05/92-12/94	C16SE	74	1598	CT874 CT874K1 CT874WP2 ALT, PS, ⇒08/1992 ALT, PS, 09/1992⇒ ALT, PS, AC ALT, ⇒CH-NO S2500015, R5999999, R8999999 ALT, CH-NO S2500015⇒, R5999999⇒, R8999999⇒ CA CA CA	5PK985 6PK1460 6PK1800 AVX10X913 AVX10X925
1.7 D	03/92-09/92	17D	42	1700	CT540 CT540K1 CT540WP1 CT871 PS ALT CA, ⇒MTR-NO (14/25)363651 CA, ENGINE: Opel, ⇒MTR-NO 14363651 CA, ENGINE: Opel, ⇒MTR-NO 14363651 CA, MTR-NO (14/25)363652⇒	AVX10X813 AVX10X925
	07/92-09/98	17DR	44		CT540 PS ALT CA, ⇒MTR-NO (14/25)363651	AVX10X813 AVX10X925





# OPEL

ASTRA F (56_, 57_) ↩							
					<b>CT871</b> <b>CT871K2</b>	CA, MTR-NO (14/25)363652⇒ CA, ENGINE: Opel	
1.7 TD	11/94-09/98	X17DTL	50	1700	<b>CT871</b> <b>CT871K2</b>	PS ALT CA CA, ENGINE: Opel	<b>AVX10X813</b> <b>AVX10X925</b>
1.7 TDS	03/92-09/98	17DT (TC4EE1), X17DT (TC4EE1)	60	1686	<b>CT748</b> <b>CT748K5</b> <b>CT748K6</b>	PS ALT, AC ALT CA CA, ⇒MTR-NO 855 805, ENGINE: Isuzu CA, MTR-NO 855 806⇒, ENGINE: Isuzu	<b>AVX10X950</b> <b>AVX13X915</b> <b>AVX13X925</b>
1.8 i	03/92-09/98	C18NZ	66	1796	<b>CT720</b> <b>CT720WP1</b> <b>CT866</b> <b>CT866K1</b>	ALT, PS, 09/1992⇒ ALT, PS, AC PS, ⇒08/1992 ALT, ⇒08/1992 ALT, (PS), ⇒08/1992 CA, ⇒MTR-NO (14/25)254438, ⇒12/1992 CA, ⇒MTR-NO 14254438, ⇒12/1992 CA, MTR-NO (14/25)254439⇒, 01/1993⇒ CA, MTR-NO 14142839⇒	<b>6PK1725</b> <b>6PK1900</b> <b>AVX10X800</b> <b>AVX10X925</b> <b>AVX10X925</b>
1.8 i 16V	06/93-10/94	C18XE	92	1799	<b>CT870</b> <b>CT870K1</b> <b>CT870WP2</b>	ALT, (-AC) ALT, (AC) CA CA CA	<b>6PK1725</b> <b>6PK1900</b>
	11/94-09/98	C18XEL, X18XE	85		<b>CT870</b> <b>CT870K1</b> <b>CT870WP2</b>	ALT, (-AC) ALT, (AC) CA CA CA	<b>6PK1725</b> <b>6PK1900</b>
2.0 i	03/92-09/98	C20NE	85	1998	<b>CT720</b> <b>CT720WP1</b> <b>CT866</b> <b>CT866K1</b>	ALT, (-AC), 09/1992⇒ ALT, (AC) PS, ⇒08/1992 ALT, ⇒08/1992 CA, ⇒MTR-NO (14/25)608700, ⇒12/1992 CA, ⇒MTR-NO 14608700, ⇒12/1992 CA, MTR-NO (14/25)608701⇒, 01/1993⇒ CA, MTR-NO 14608701⇒	<b>6PK1725</b> <b>6PK1900</b> <b>AVX10X788</b> <b>AVX10X925</b>
2.0 i 16V	02/95-09/98	X20XEV	100	1998	<b>CT870</b> <b>CT870K1</b> <b>CT870WP2</b>	ALT, (-AC) ALT, (AC) CA CA CA	<b>6PK1725</b> <b>6PK1900</b>
ASTRA F Cabriolet (53_B)							
1.4 i 16V	01/96-03/01	X14XE	66	1389	<b>CT873</b> <b>CT873K1</b> <b>CT873WP4</b>	ALT, (PS), (-AC) ALT, (PS), (AC) ALT, (-PS), (-AC) CA CA CA	<b>6PK1530</b> <b>6PK1800</b> <b>6PK894</b>
1.4 Si	05/93-03/01	C14SE	60	1389	<b>CT874</b> <b>CT874K1</b> <b>CT874WP2</b>	ALT, PS ALT, PS, AC ALT, ⇒08/1994 ALT, 09/1994⇒ CA CA CA	<b>6PK1460</b> <b>6PK1800</b> <b>AVX10X913</b> <b>AVX10X925</b>
1.6 i	03/93-08/96	X16SZ	52	1598	<b>CT874</b> <b>CT874K1</b> <b>CT874WP2</b>	ALT, (PS), (-AC) ALT, (PS), (AC) ALT, (-PS), (-AC), ⇒CH-NO S2500015, R5999999, R8999999 ALT, (-PS), (-AC), CH-NO S2500015⇒, R5999999⇒, R8999999⇒ CA CA CA	<b>6PK1460</b> <b>6PK1800</b> <b>AVX10X913</b> <b>AVX10X925</b>
	01/96-03/01	X16SZR	55		<b>CT874</b> <b>CT874K1</b> <b>CT874WP2</b>	ALT, PS ALT, PS, AC ALT, ⇒CH-NO S2500015, R5999999, R8999999 ALT, CH-NO S2500015⇒, R5999999⇒, R8999999⇒ CA CA CA	<b>6PK1460</b> <b>6PK1800</b> <b>AVX10X913</b> <b>AVX10X925</b>
1.8 i 16V	11/94-03/01	C18XEL, X18XE	85	1799	<b>CT870</b> <b>CT870K1</b> <b>CT870WP2</b>	ALT, (-AC) ALT, (AC)	<b>6PK1725</b> <b>6PK1900</b>

**OPEL**




# OPEL

## ASTRA F Cabriolet (53\_B)

					CT870 CT870K1 CT870WP2	CA CA CA	
2.0 i	03/93-10/94	C20NE	85	1998		ALT, (-AC) ALT, (AC) ALT CA CA, MTR-NO 14608701⇒	6PK1725 6PK1900 AVX10X925
					CT866 CT866K1	CA	

## ASTRA F Caravan (51\_, 52\_)

1.4	09/91-09/93	14NV	55	1389	CT874 CT874K1 CT874WP2	CA CA CA, MTR-NO 19311739⇒	AVX10X913
	09/92-01/98	14SE	60		CT874 CT874K1 CT874WP2	CA CA CA	
1.4 i	09/91-01/98	C14NZ	44	1389		ALT, PS, ⇒08/1992 ALT, PS, 09/1992⇒ ALT, PS, AC ALT, ⇒CH-NO S2500015, R5999999, R8999999 ALT, CH-NO S2500015⇒, R5999999⇒, R8999999⇒	5PK985 6PK1460 6PK1800 AVX10X913 AVX10X925
					CT874 CT874K1 CT874WP2	CA CA CA, MTR-NO 19311739⇒	
1.4 i 16V	02/96-01/98	X14XE	66	1389		ALT, (PS), (-AC) ALT, (PS), (AC) ALT, (-PS), (-AC)	6PK1530 6PK1800 6PK894
					CT873 CT873K1 CT873WP4	CA CA CA	
1.4 Si	03/92-01/98	C14SE	60	1389		ALT, PS, ⇒08/1992 ALT, PS, 09/1992⇒ ALT, PS, AC ALT, ⇒CH-NO S2500015, R5999999, R8999999 ALT, CH-NO S2500015⇒, R5999999⇒, R8999999⇒	5PK985 6PK1460 6PK1800 AVX10X913 AVX10X925
					CT874 CT874K1 CT874WP2	CA CA CA	
1.6	09/95-01/98	16LZ2, 16NZR	55	1598		ALT, PS, AC, MTR-CODE: 16NZR ALT, PS, AC, MTR-CODE: 16LZ2 LENGTH 1 mm, ALT, MTR-CODE: 16NZR CA, MTR-CODE: 16LZ2 CA, MTR-CODE: 16LZ2 CA, MTR-CODE: 16NZR CA, MTR-CODE: 16NZR	6PK1800 6PK1900 AVX10X925
					CT866 CT866K1 CT874 CT874K1	CA	
1.6 i	05/93-07/96	X16SZ	52	1598		ALT, PS ALT, PS, AC ALT, ⇒CH-NO S2500015, R5999999, R8999999 ALT, CH-NO S2500015⇒, R5999999⇒, R8999999⇒	6PK1460 6PK1800 AVX10X913 AVX10X925
					CT874 CT874K1 CT874WP2	CA CA CA	
	09/91-01/98	C16NZ, X16SZR	55			ALT, PS, ⇒08/1992 ALT, PS, 09/1992⇒ ALT, PS, AC ALT, ⇒CH-NO S2500015, R5999999, R8999999 ALT, CH-NO S2500015⇒, R5999999⇒, R8999999⇒	5PK985 6PK1460 6PK1800 AVX10X913 AVX10X925
					CT874 CT874K1 CT874WP2	CA CA CA	
1.6 i 16V	08/94-01/98	X16XEL	74	1598		ALT, (PS), (-AC) ALT, (PS), (AC) ALT, (-PS), (-AC), ⇒CH-NO S2500015, R5999999, R8999999 ALT, (-PS), (-AC), CH-NO S2500015⇒, R5999999⇒, R8999999⇒	6PK1530 6PK1800 AVX10X913 AVX10X925
					CT873 CT873K1 CT873WP4	CA CA CA	
1.6 Si	03/92-12/94	C16SE	74	1598		ALT, PS, ⇒08/1992	5PK985



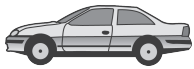


## OPEL

### ASTRA F Caravan (51\_, 52\_)

						ALT, PS, 09/1992⇒ ALT, PS, AC ALT, ⇒CH-NO S2500015, R5999999, R8999999 ALT, CH-NO S2500015⇒, R5999999⇒, R8999999⇒	6PK1460 6PK1800 AVX10X913 AVX10X925
					CT874 CT874K1 CT874WP2	CA CA CA	
1.7 D	12/91-09/92	17D	42	1700		PS ALT CA, ⇒MTR-NO (14/25)363651 CA, ENGINE: Opel, ⇒MTR-NO 14363651 CA, ENGINE: Opel, ⇒MTR-NO 14363651 CA, MTR-NO (14/25)363652⇒	AVX10X813 AVX10X925
					CT540 CT540K1 CT540WP1 CT871	CA, ⇒MTR-NO (14/25)363651 CA, ENGINE: Opel, ⇒MTR-NO 14363651 CA, ENGINE: Opel, ⇒MTR-NO 14363651 CA, MTR-NO (14/25)363652⇒	
	07/92-01/98	17DR	44			PS ALT CA, ⇒MTR-NO (14/25)363651 CA, MTR-NO (14/25)363652⇒ CA, ENGINE: Opel	AVX10X813 AVX10X925
					CT540 CT871 CT871K2	CA, ⇒MTR-NO (14/25)363651 CA, MTR-NO (14/25)363652⇒ CA, ENGINE: Opel	
1.7 TD	11/94-01/98	X17DTL	50	1700		PS ALT CA CA, ENGINE: Opel	AVX10X813 AVX10X925
					CT871 CT871K2	CA CA, ENGINE: Opel	
1.7 TDS	12/91-01/98	17DT (TC4EE1), X17DT (TC4EE1)	60	1686		PS ALT, AC ALT CA CA, ⇒MTR-NO 855 805, ENGINE: Isuzu CA, MTR-NO 855 806⇒, ENGINE: Isuzu	AVX10X950 AVX13X915 AVX13X925
					CT748 CT748K5 CT748K6	CA, ⇒MTR-NO 855 805, ENGINE: Isuzu CA, MTR-NO 855 806⇒, ENGINE: Isuzu	
1.8	11/91-07/93	18SE	85	1796		ALT, (AC)	6PK1900
1.8 i	09/91-01/98	C18NZ	66	1796		ALT, PS, 09/1992⇒ ALT, PS, AC PS, ⇒08/1992 ALT, ⇒08/1992 ALT, (PS), ⇒08/1992 CA, ⇒MTR-NO (14/25)254438, ⇒12/1992 CA, ⇒MTR-NO 14142838, ⇒12/1992 CA, MTR-NO (14/25)254439⇒, 01/1993⇒ CA, MTR-NO 14142839⇒	6PK1725 6PK1900 AVX10X800 AVX10X925 AVX10X925
					CT720 CT720WP1 CT866 CT866K1	CA, ⇒MTR-NO (14/25)254438, ⇒12/1992 CA, ⇒MTR-NO 14142838, ⇒12/1992 CA, MTR-NO (14/25)254439⇒, 01/1993⇒ CA, MTR-NO 14142839⇒	
1.8 i 16V	06/93-01/98	C18XE	92	1799		ALT, (-AC) ALT, (AC) CA CA CA CA	6PK1725 6PK1900
					CT870 CT870K1 CT870WP2	CA CA CA CA	
	07/94-01/98	C18XEL, X18XE	85			ALT, (-AC) ALT, (AC) CA CA CA CA	6PK1725 6PK1900
					CT870 CT870K1 CT870WP2	CA CA CA CA	
2.0 i	09/91-07/94	C20NE	85	1998		ALT, (-AC), 09/1992⇒ ALT, (AC) PS, ⇒08/1992 ALT, ⇒08/1992 CA, ⇒MTR-NO (14/25)608700, ⇒12/1992 CA, ⇒MTR-NO 14608700, ⇒12/1992 CA, MTR-NO (14/25)608701⇒, 01/1993⇒ CA, MTR-NO 14608701⇒	6PK1725 6PK1900 AVX10X788 AVX10X925
					CT720 CT720WP1 CT866 CT866K1	CA, ⇒MTR-NO (14/25)608700, ⇒12/1992 CA, ⇒MTR-NO 14608700, ⇒12/1992 CA, MTR-NO (14/25)608701⇒, 01/1993⇒ CA, MTR-NO 14608701⇒	
2.0 i 16V	03/93-01/98	C20XE	110	1998		ALT, PS ALT, PS, AC CA, ⇒MTR-NO (14/25)142838 CA, ⇒MTR-NO 14142838 CA, MTR-NO (14/25)142839⇒ CA, MTR-NO 14142839⇒	6PK1725 6PK1900
					CT724 CT724K1 CT871 CT871K1	CA, ⇒MTR-NO (14/25)142838 CA, ⇒MTR-NO 14142838 CA, MTR-NO (14/25)142839⇒ CA, MTR-NO 14142839⇒	
	02/95-01/98	X20XEV	100			ALT, (-AC) ALT, (AC) CA CA CA CA	6PK1725 6PK1900
					CT870 CT870K1 CT870WP2	CA CA CA CA	
<b>ASTRA F CC (53_, 54_, 58_, 59_)</b>							
1.4	09/91-09/93	14NV	55	1389			AVX10X913
					CT874 CT874K1 CT874WP2	CA CA, MTR-NO 19311739⇒ CA, MTR-NO 19311739⇒	
	09/92-01/98	14SE	60			CA CA CA CA	
					CT874 CT874K1 CT874WP2	CA CA CA CA	
1.4 i	03/92-01/98	C14NZ	44	1389		ALT, PS, ⇒08/1992	5PK985





**OPEL**

ASTRA F CC (53\_, 54\_, 58\_, 59\_)

						ALT, PS, 09/1992⇒ ALT, PS, AC ALT, ⇒CH-NO S2500015, R5999999, R8999999 ALT, CH-NO S2500015⇒, R5999999⇒, R8999999⇒	6PK1460 6PK1800 AVX10X913  AVX10X925
1.4 i 16V	01/96-01/98	X14XE	66	1389	CT874 CT874K1 CT874WP2	CA CA CA, MTR-NO 19311739⇒	
					CT873 CT873K1 CT873WP4	ALT, (PS), (-AC) ALT, (PS), (AC) ALT, (-PS), (-AC) CA CA CA	6PK1530 6PK1800 6PK894
1.4 Si	03/92-01/98	C14SE	60	1389		ALT, PS, ⇒08/1992 ALT, PS, 09/1992⇒ ALT, PS, AC ALT, ⇒CH-NO S2500015, R5999999, R8999999 ALT, CH-NO S2500015⇒, R5999999⇒, R8999999⇒	5PK985 6PK1460 6PK1800 AVX10X913  AVX10X925
					CT874 CT874K1 CT874WP2	CA CA CA	
1.6	09/95-01/98	16LZ2, 16NZR	55	1598	CT866 CT866K1 CT874 CT874K1	ALT, PS, AC, MTR-CODE: 16NZR ALT, PS, AC, MTR-CODE: 16LZ2 LENGTH 1 mm, ALT, MTR-CODE: 16NZR CA, MTR-CODE: 16LZ2 CA, MTR-CODE: 16LZ2 CA, MTR-CODE: 16NZR CA, MTR-CODE: 16NZR	6PK1800 6PK1900 AVX10X925
1.6 i	05/93-07/96	X16SZ	52	1598		ALT, PS ALT, PS, AC ALT, ⇒CH-NO S2500015, R5999999, R8999999 ALT, CH-NO S2500015⇒, R5999999⇒, R8999999⇒	6PK1460 6PK1800 AVX10X913  AVX10X925
					CT874 CT874K1 CT874WP2	CA CA CA	
	09/91-01/98	C16NZ, X16SZR	55			ALT, PS, ⇒08/1992 ALT, PS, 09/1992⇒ ALT, PS, AC ALT, ⇒CH-NO S2500015, R5999999, R8999999 ALT, CH-NO S2500015⇒, R5999999⇒, R8999999⇒	5PK985 6PK1460 6PK1800 AVX10X913  AVX10X925
					CT874 CT874K1 CT874WP2	CA CA CA	
1.6 i 16V	08/94-01/98	X16XEL	74	1598		ALT, (PS), (-AC) ALT, (PS), (AC) ALT, (-PS), (-AC), ⇒CH-NO S2500015, R5999999, R8999999 ALT, (-PS), (-AC), CH-NO S2500015⇒, R5999999⇒, R8999999⇒	6PK1530 6PK1800 AVX10X913  AVX10X925
					CT873 CT873K1 CT873WP4	CA CA CA	
1.6 Si	03/92-12/94	C16SE	74	1598		ALT, PS, ⇒08/1992 ALT, PS, 09/1992⇒ ALT, PS, AC ALT, ⇒CH-NO S2500015, R5999999, R8999999 ALT, CH-NO S2500015⇒, R5999999⇒, R8999999⇒	5PK985 6PK1460 6PK1800 AVX10X913  AVX10X925
					CT874 CT874K1 CT874WP2	CA CA CA	
1.7 D	12/91-09/92	17D	42	1700	CT540 CT540K1 CT540WP1 CT871	PS ALT CA, ⇒MTR-NO (14/25)363651 CA, ENGINE: Opel, ⇒MTR-NO 14363651 CA, ENGINE: Opel, ⇒MTR-NO 14363651 CA, MTR-NO (14/25)363652⇒	AVX10X813 AVX10X925
	07/92-01/98	17DR	44			PS ALT	AVX10X813 AVX10X925





<b>OPEL</b>							
<b>ASTRA F CC (53_, 54_, 58_, 59_)</b>							
					<b>CT540</b> <b>CT540K1</b> <b>CT540WP1</b> <b>CT871</b> <b>CT871K2</b>	CA, ⇒MTR-NO (14/25)363651 CA, ⇒MTR-NO (14/25)363651 CA, ⇒MTR-NO (14/25)363651 CA, MTR-NO (14/25)363652⇒ CA, MTR-NO (14/25)363652⇒	
1.7 TD	11/94-01/98	X17DTL	50	1700		PS ALT CA CA, ENGINE: Opel	<b>AVX10X813</b> <b>AVX10X925</b>
1.7 TDS	12/91-01/98	17DT (TC4EE1), X17DT (TC4EE1)	60	1686	<b>CT871</b> <b>CT871K2</b>  <b>CT748</b> <b>CT748K5</b> <b>CT748K6</b>	PS ALT, AC ALT CA CA, ⇒MTR-NO 855 805, ENGINE: Isuzu CA, MTR-NO 855 806⇒, ENGINE: Isuzu	<b>AVX10X950</b> <b>AVX13X915</b> <b>AVX13X925</b>
1.8	11/91-07/93	18SE	85	1796		ALT, (AC)	<b>6PK1900</b>
1.8 i	09/91-01/98	C18NZ	66	1796		ALT, PS, 09/1992⇒ ALT, PS, AC PS, ⇒08/1992 ALT, ⇒08/1992 ALT, (PS), ⇒08/1992 CA, ⇒MTR-NO (14/25)254438, ⇒12/1992 CA, ⇒MTR-NO 14142838, ⇒12/1992 CA, MTR-NO (14/25)254439⇒, 01/1993⇒ CA, MTR-NO 14142839⇒	<b>6PK1725</b> <b>6PK1900</b> <b>6PK1900</b> <b>AVX10X800</b> <b>AVX10X925</b> <b>AVX10X925</b>
1.8 i 16V	09/94-01/98	C18XEL, X18XE	85	1799		ALT, (-AC) ALT, (AC) CA CA CA	<b>6PK1725</b> <b>6PK1900</b>
	06/93-08/94	C18XE	92		<b>CT870</b> <b>CT870K1</b> <b>CT870WP2</b>	ALT, (-AC) ALT, (AC) CA CA CA	<b>6PK1725</b> <b>6PK1900</b>
2.0 GSI 16V	09/91-01/98	C20XE	110	1998		ALT, PS, 09/1992⇒ ALT, PS, AC, 09/1992⇒ PS, ⇒08/1992 ALT, ⇒08/1992 CA, ⇒MTR-NO (14/25)142838 CA, ⇒MTR-NO 14142838 CA, MTR-NO (14/25)142839⇒ CA, MTR-NO 14142839⇒	<b>6PK1725</b> <b>6PK1900</b> <b>AVX10X788</b> <b>AVX10X925</b>
2.0 i	09/91-01/98	C20NE	85	1998		ALT, (-AC), 09/1992⇒ ALT, (AC) PS, ⇒08/1992 ALT, ⇒08/1992 CA, ⇒MTR-NO (14/25)608700, ⇒12/1992 CA, ⇒MTR-NO (14608700, ⇒12/1992 CA, MTR-NO (14/25)608701⇒, 01/1993⇒ CA, MTR-NO 14608701⇒	<b>6PK1725</b> <b>6PK1900</b> <b>AVX10X788</b> <b>AVX10X925</b>
2.0 i 16V	02/95-01/98	X20XEV	100	1998		ALT, (-AC) ALT, (AC) CA CA CA CA	<b>6PK1725</b> <b>6PK1900</b>
<b>ASTRA F CLASSIC Caravan</b>							
1.4 i	01/98-01/05	X14NZ	44	1389	<b>CT874</b> <b>CT874K1</b> <b>CT874WP2</b>	ALT, PS, (-AC) ALT, (-PS), (-AC) CA CA CA	<b>6PK1460</b> <b>AVX10X925</b>
1.6 i	01/98-01/05	X16SZR	55	1598	<b>CT874</b> <b>CT874K1</b> <b>CT874WP2</b>	ALT, PS, (-AC) ALT, (-PS), (-AC) CA CA CA	<b>6PK1460</b> <b>AVX10X925</b>
1.6 i 16V	01/98-01/05	X16XEL	74	1598	<b>CT873</b> <b>CT873K1</b>	ALT, PS, (-AC) ALT, (-PS), (-AC) CA CA	<b>6PK1530</b> <b>AVX10X925</b>
<b>ASTRA F CLASSIC CC</b>							
1.4 i	01/98-08/02	X14NZ	44	1389	<b>CT874</b> <b>CT874K1</b> <b>CT874WP2</b>	ALT, PS, (-AC) ALT, (-PS), (-AC) CA CA CA	<b>6PK1460</b> <b>AVX10X925</b>
	03/98-08/00	X14XE	66			ALT, (PS), (-AC)	<b>6PK1530</b>

**OPEL**



# OPEL

## ASTRA F CLASSIC CC

						ALT, (PS), (AC) ALT, (-PS), (-AC) CA CA CA	6PK1800 6PK894
1.6 i	01/98-08/02	X16SZR	55	1598	CT873 CT873K1 CT873WP4	ALT ALT, (-PS), (-AC) CA CA CA	6PK1460 AVX10X925
1.6 i 16V	01/98-08/02	X16XEL	74	1598	CT874 CT874K1 CT874WP2	ALT, PS, (-AC) ALT, (-PS), (-AC) CA CA	6PK1530 AVX10X925

## ASTRA F CLASSIC Stufenheck

1.4 i	01/98-08/02	X14NZ	44	1389	CT874 CT874K1 CT874WP2	ALT, PS, (-AC) ALT, (-PS), (-AC) CA CA CA	6PK1460 AVX10X925
1.6 i	01/98-08/02	X16SZR	55	1598	CT874 CT874K1 CT874WP2	ALT, PS, (-AC) ALT, (-PS), (-AC) CA CA CA	6PK1460 AVX10X925
1.6 i 16V	01/98-08/02	X16XEL	74	1598	CT874 CT874K1	ALT, PS, (-AC) ALT, (-PS), (-AC) CA CA	6PK1530 AVX10X925

## ASTRA F Van (55\_)

1.4 i	10/91-01/99	C14NZ	44	1389	CT874 CT874K1 CT874WP2	ALT, PS, (-AC) ALT, PS, AC ALT, (-PS), (-AC), ⇨08/1994 ALT, (-PS), (-AC), 09/1994⇨ CA CA CA	6PK1460 6PK1800 AVX10X913 AVX10X925
1.6 i	10/91-04/93	C16NZ	55	1598	CT874 CT874K1 CT874WP2	ALT, PS, ⇨08/1992 ALT, PS, 09/1992⇨ ALT, PS, AC ALT, ⇨CH-NO S2500015, R5999999, R8999999 ALT, CH-NO S2500015⇨, R5999999⇨, R8999999⇨ CA CA CA	5PK985 6PK1460 6PK1800 AVX10X913 AVX10X925
	02/93-07/96	X16SZ	52		CT874 CT874K1 CT874WP2	ALT, PS ALT, PS, AC ALT, ⇨CH-NO S2500015, R5999999, R8999999 ALT, CH-NO S2500015⇨, R5999999⇨, R8999999⇨ CA CA CA	6PK1460 6PK1800 AVX10X913 AVX10X925
1.7 D	07/92-01/99	17DR	44	1700	CT540 CT871 CT871K2	PS ALT CA, ⇨MTR-NO (14/25)363651 CA, MTR-NO (14/25)363652⇨ CA, ENGINE: Opel	AVX10X813 AVX10X925
	12/91-09/92	17D	42		CT540 CT540K1 CT540WP1 CT871	PS ALT CA, ⇨MTR-NO 14363650 CA, ENGINE: Opel, ⇨MTR-NO 14363650 CA, ENGINE: Opel, ⇨MTR-NO 14363650 CA, MTR-NO 14363651⇨	AVX10X813 AVX10X925
1.7 TD	08/94-01/99	X17DTL	50	1700	CT871 CT871K2	PS ALT CA CA, ENGINE: Opel	AVX10X813 AVX10X925

## ASTRA G Cabriolet

1.6	01/03-10/05	Z16XEP	76	1598	CT1077 CT1077K1 CT1077WP1	ALT, (-AC) ALT, AC CA CA CA	5PK1450 5PK1546 VD1106
-----	-------------	--------	----	------	---------------------------------	---	------------------------------





<b>OPEL</b>							
<b>ASTRA G Cabriolet</b>							
↔ 1.6 16V	03/01-10/05	Z16XE	74	1598	<b>CT975</b> <b>CT975K2</b> <b>CT975K3</b> <b>CT975WP1</b> <b>CT975WP3</b>  <b>CT975WP6</b>	ALT, (AC) ALT, (-AC) ALT, (Bosch), FOR ALT: 120A, OE-NO 9195336 CA CA, ⇨MTR-NO 02HL5117, 20041690 CA, MTR-NO 02HL5118⇨, 20041691⇨ CA, MTR-NO 02MV7225⇨, 20U75999⇨ CA, MTR-NO 02HL5118⇨, 20041691⇨, ⇨MTR-NO 02MV7224, 20U75998 CA, ⇨MTR-NO 02HL5117, 20041690	<b>5PK1212</b> <b>5PK940</b> <b>AP9003</b>
1.8 16V	03/01-10/05	Z18XE	92	1796	<b>CT975</b> <b>CT975K2</b> <b>CT975K3</b> <b>CT975WP2</b> <b>CT975WP5</b>	ALT, (AC) ALT, (-AC) ALT, (Bosch), FOR ALT: 120A, OE-NO 9195336 CA CA, ⇨MTR-NO 02HL5117, 20041690 CA, MTR-NO 02HL5118⇨, 20041691⇨ CA, MTR-NO 02HL5118⇨, 20041691⇨ CA, ⇨MTR-NO 02HL5117, 20041690	<b>5PK1212</b> <b>5PK940</b> <b>AP9003</b>
2.0 16V Turbo	11/02-10/05	Z20LET	147	1998	<b>CT1023</b> <b>CT1023K2</b>	ALT, AC CA CA, ⇨12/2003	<b>5PK1680</b>
2.0 OPC	03/02-10/05	Z20LET	141	1998	<b>CT1023</b> <b>CT1023K2</b>	ALT, AC CA CA, ⇨12/2003	<b>5PK1680</b>
2.2 16V	03/01-10/05	Z22SE	108	2198		ALT, (AC) ALT, (-AC)	<b>5PK1030</b> <b>5PK880</b>
2.2 DTI	09/02-10/05	Y22DTR	92	2172		ALT, (-AC), MTR-CODE: Y22DTR ALT, (AC), MTR-CODE: Y22DTR ONLY WITH VD1031	<b>6PK1805</b> <b>6PK1873</b> <b>MS03</b> <b>VD1031</b>
<b>ASTRA G Caravan (F35_)</b>							
1.2 16V	09/00-07/04	Z12XE	55	1199		ALT ALT, AC	<b>5PK1230</b> <b>5PK1360</b>
	02/98-09/00	X12XE	48			ALT ALT, AC	<b>5PK1230</b> <b>5PK1360</b>
1.4	09/07-12/09	Z14XEP	66	1364		ALT	<b>5PK1355</b>
1.4 16V	06/98-07/04	X14XE, Z14XE	66	1389	<b>CT975</b> <b>CT975K2</b> <b>CT975K3</b> <b>CT975WP1</b> <b>CT975WP3</b>  <b>CT975WP6</b>	ALT, (AC) ALT, (-AC) ALT, (Bosch), FOR ALT: 120A, OE-NO 9195336, CH-NO C 12257453⇨ CA CA, ⇨MTR-NO 02HL5117, 20041690 CA, MTR-NO 02HL5118⇨, 20041691⇨ CA, MTR-NO 02MV7225⇨, 20U75999⇨ CA, MTR-NO 02HL5118⇨, 20041691⇨, ⇨MTR-NO 02MV7224, 20U75998 CA, ⇨MTR-NO 02HL5117, 20041690	<b>5PK1212</b> <b>5PK940</b> <b>AP9003</b>
1.6	09/00-07/04	Z16SE	62	1598	<b>CT874</b> <b>CT874K1</b> <b>CT874WP1</b> <b>CT874WP2</b>	ALT, AC ALT ALT, (Bosch), FOR ALT: 120A, OE-NO 9195336 CA CA CA, MTR-NO 02MZ5254⇨, 20U75999⇨ CA, ⇨MTR-NO 02MZ5253, 20U75998	<b>5PK1212</b> <b>5PK940</b> <b>AP9003</b>
	12/02-07/09	Z16XEP	76		<b>CT1077</b> <b>CT1077K1</b> <b>CT1077WP1</b>	ALT, (-AC) ALT, AC  CA CA CA	<b>5PK1450</b> <b>5PK1546</b> <b>VD1106</b>
	02/98-09/00	X16SZR	55		<b>CT874</b> <b>CT874K1</b> <b>CT874WP1</b>	ALT, AC ALT ALT, (Bosch), FOR ALT: 120A, OE-NO 9195336, CH-NO C 15257664⇨ CA CA CA, MTR-NO 02MZ5254⇨	<b>5PK1212</b> <b>5PK940</b> <b>AP9003</b>
1.6 16V	02/98-07/04	X16XEL, Z16XE	74	1598	<b>CT975</b>	ALT, (AC) ALT, (-AC) ALT, (Bosch), FOR ALT: 120A, OE-NO 9195336, MTR-CODE: X 16 XEL, CH-NO C 4G000001⇨ ALT, (Bosch), FOR ALT: 120A, OE-NO 9195336, MTR-CODE: Z 16 XE CA	<b>5PK1212</b> <b>5PK940</b> <b>AP9003</b>  <b>AP9003</b>

**OPEL**




**OPEL**

ASTRA G Caravan (F35\_)

					CT975K2 CT975K3 CT975WP1 CT975WP3 CT975WP6	CA, ⇨MTR-NO 02HL5117, 20041690 CA, MTR-NO 02HL5118⇨, 20041691⇨ CA, MTR-NO 02MV7225⇨, 20U75999⇨ CA, MTR-NO 02HL5118⇨, 20041691⇨, ⇨MTR-NO 02MV7224, 20U75998 CA, ⇨MTR-NO 02HL5117, 20041690	
1.6 CNG	03/03-07/04	Z16YNG	71	1598		ALT, (AC) ALT, (-AC) ALT, (Bosch), FOR ALT: 120A, OE-NO 9195336 CA CA CA	5PK1212 5PK940 AP9003
1.7 CDTI	04/03-07/09	Z17DTL	59	1686		ALT, (-AC), MTR-CODE: Z17DTL ALT, (-AC), MTR-CODE: Z17DTL, MTR-NO 614509⇨ ALT, AC, MTR-CODE: Z17DTL ALT, AC, MTR-CODE: Z17DTL, MTR-NO 614509⇨ ONLY WITH VD1068 ALT, (Delco Remy), FOR ALT: 100A, OE- NO 97369507, 97369508, FOR ALT: 110A, OE-NO 93175799, 93175944, 97189113, 97363833, 98056440 ALT, (Hitachi), FOR ALT: 100A, OE-NO 97355198, FOR ALT: 110A, OE-NO 97363832, 98056439 MTR-NO 0614509⇨ CA, MTR-CODE: Z17DTL CA, MTR-CODE: Z17DTL	6PK1275 6PK1275D1 6PK1623 6PK1623D1 MS31 AP9044 AP9044 VD1068
1.7 DTI 16V	02/00-07/04	Y17DT	55	1686		ALT, (-AC) ALT, (AC) CA CA, MTR-NO 328705⇨ CA, ⇨MTR-NO 328704	6PK1250 6PK1590
1.7 TD	02/98-08/00	X17DTL	50	1700		AC ALT CA CA, ENGINE: Opel	4PK885 AVX10X925
1.8	02/03-07/04	Z18XEL	81	1796		ALT, (AC) ALT, (-AC) ALT, (Bosch), FOR ALT: 120A, OE-NO 9195336 CA CA, ⇨MTR-NO 02HL5117, 20041690 CA, MTR-NO 02HL5118⇨, 20041691⇨ CA, MTR-NO 02HL5118⇨, 20041691⇨ CA, ⇨MTR-NO 02HL5117, 20041690	5PK1212 5PK940 AP9003
1.8 16V	09/00-07/04	Z18XE	92	1796		ALT, (AC) ALT, (-AC) ALT, (Bosch), FOR ALT: 120A, OE-NO 9195336 CA CA, ⇨MTR-NO 02HL5117, 20041690 CA, MTR-NO 02HL5118⇨, 20041691⇨ CA, MTR-NO 02HL5118⇨, 20041691⇨ CA, ⇨MTR-NO 02HL5117, 20041690	5PK1212 5PK940 AP9003
	02/98-09/00	X18XE1	85			ALT, (AC) ALT, (-AC) ALT, (Bosch), FOR ALT: 120A, OE-NO 9195336 CA CA, ⇨MTR-NO 02HL5117, 20041690 CA, MTR-NO 02HL5118⇨, 20041691⇨ CA, MTR-NO 02HL5118⇨, 20041691⇨ CA, ⇨MTR-NO 02HL5117, 20041690	5PK1212 5PK940 AP9003
2.0 16V	02/98-07/04	X20XE	100	1998		ALT, AC ALT ALT, (Bosch), FOR ALT: 120A, OE-NO 9195336 CA CA	5PK1680 5PK940 AP9003
2.0 DI	02/98-07/04	X20DTL, Y20DTL	60	1995		ALT, (-AC) ALT, (-AC) ALT, (AC) ALT, (AC) ONLY WITH VD1031	6PK1800 6PK1800D1 6PK1873 6PK1873D1 MS03 VD1031





<b>OPEL</b>							
<b>ASTRA G Caravan (F35_)</b>							
↔ 2.0 DTI 16V	08/99-07/04	X20DTH, Y20DTH	74	1995		ALT, (-AC) ALT, (-AC) ALT, (AC) ALT, (AC) ONLY WITH VD1031	6PK1800 6PK1800D1 6PK1873 6PK1873D1 MS03 VD1031
2.0 OPC	09/02-07/04	Z20LET	141	1998	CT1023 CT1023K2	ALT, AC CA CA, ⇨12/2003	5PK1680
	11/02-07/04		147		CT1023 CT1023K2	ALT, AC CA CA, ⇨12/2003	5PK1680
2.2 16V	03/01-07/04	Z22SE	108	2198		ALT, (AC) ALT, (-AC)	5PK1030 5PK880
2.2 DTI	09/02-07/04	Y22DTR	92	2172		ALT, (-AC), MTR-CODE: Y22DTR ALT, (AC), MTR-CODE: Y22DTR	6PK1805 6PK1873
<b>ASTRA G CC (F48_, F08_)</b>							
1.2 16V	09/00-01/05	Z12XE	55	1199		ALT ALT, AC	5PK1230 5PK1360
	02/98-09/00	X12XE	48			ALT ALT, AC	5PK1230 5PK1360
1.4	09/07-12/09	Z14XEP	66	1364		ALT	5PK1355
1.4 16V	02/98-01/05	X14XE, Z14XE	66	1389	CT975 CT975K2 CT975K3 CT975WP1 CT975WP3 CT975WP6	ALT, (AC) ALT, (-AC) ALT, (Bosch), FOR ALT: 120A, OE-NO 9195336, CH-NO C 12257453⇨ CA CA, ⇨MTR-NO 02HL5117, 20041690 CA, MTR-NO 02HL5118⇨, 20041691⇨ CA, MTR-NO 02MV7225⇨, 20U75999⇨ CA, MTR-NO 02HL5118⇨, 20041691⇨, ⇨MTR-NO 02MV7224, 20U75998 CA, ⇨MTR-NO 02HL5117, 20041690	5PK1212 5PK940 AP9003
						ALT, AC ALT ALT, (Bosch), FOR ALT: 120A, OE-NO 9195336 CA CA CA, MTR-NO 02MZ5254⇨, 20U75999⇨ CA, ⇨MTR-NO 02MZ5253, 20U75998	5PK1212 5PK940 AP9003
1.6	09/00-01/05	Z16SE	62	1598	CT874 CT874K1 CT874WP1 CT874WP2	ALT, AC ALT ALT, (Bosch), FOR ALT: 120A, OE-NO 9195336 CA CA CA, MTR-NO 02MZ5254⇨, 20U75999⇨ CA, ⇨MTR-NO 02MZ5253, 20U75998	5PK1212 5PK940 AP9003
	12/02-12/09	Z16XEP	76		CT1077 CT1077K1 CT1077WP1	ALT, (-AC) ALT, AC CA CA CA	5PK1450 5PK1546 VD1106
1.6 16V	02/98-09/00	X16SZR	55		CT874 CT874K1 CT874WP1 CT874WP2	ALT, AC ALT ALT, (Bosch), FOR ALT: 120A, OE-NO 9195336, CH-NO C 15257664⇨ CA CA CA, MTR-NO 02MZ5254⇨ CA, ⇨MTR-NO 02MZ5253	5PK1212 5PK940 AP9003
						ALT, (AC) ALT, (-AC) ALT, (Bosch), FOR ALT: 120A, OE-NO 9195336, MTR-CODE: X 16 XEL, CH-NO C 4G000001⇨ ALT, (Bosch), FOR ALT: 120A, OE-NO 9195336, MTR-CODE: Z 16 XE CA CA, ⇨MTR-NO 02HL5117, 20041690 CA, MTR-NO 02HL5118⇨, 20041691⇨ CA, MTR-NO 02MV7225⇨, 20U75999⇨ CA, MTR-NO 02HL5118⇨, 20041691⇨, ⇨MTR-NO 02MV7224, 20U75998 CA, ⇨MTR-NO 02HL5117, 20041690	5PK1212 5PK940 AP9003
1.7 CDTI	04/03-01/05	Z17DTL	59	1686		ALT, (-AC), MTR-CODE: Z17DTL ALT, (-AC), MTR-CODE: Z17DTL, MTR-NO 614509⇨ ALT, AC, MTR-CODE: Z17DTL ALT, AC, MTR-CODE: Z17DTL, MTR-NO 614509⇨ ONLY WITH VD1068 ALT, (Delco Remy), FOR ALT: 100A, OE-NO 97369507, 97369508, FOR ALT: 110A,	6PK1275 6PK1275D1  6PK1623 6PK1623D1  MS31 AP9044

**OPEL**

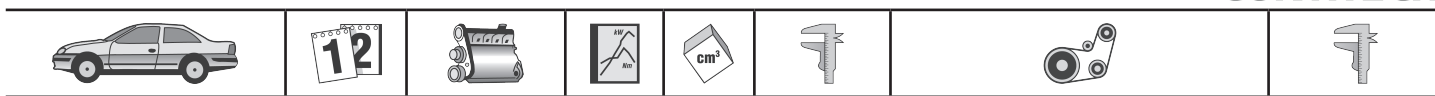



# OPEL

## ASTRA G CC (F48\_, F08\_) ↵

						ALT, (Hitachi), FOR ALT: 100A, OE-NO 97355198, FOR ALT: 110A, OE-NO 97363832, 98056439 MTR-NO 0614509⇒ CA, MTR-CODE: Z17DTL CA, MTR-CODE: Z17DTL	<b>AP9044</b>  <b>VD1068</b>
1.7 DTI 16V	02/00-01/05	Y17DT	55	1686	<b>CT1078</b> <b>CT1078K1</b>	ALT, (-AC) ALT, (AC) CA CA, MTR-NO 328705⇒ CA, ⇒MTR-NO 328704	<b>6PK1250</b> <b>6PK1590</b>
1.7 TD	02/98-08/00	X17DTL	50	1700	<b>CT1014</b> <b>CT1014K2</b> <b>CT1014K3</b>	AC ALT CA CA, ENGINE: Opel	<b>4PK885</b> <b>AVX10X925</b>
1.8	02/03-01/04	Z18XEL	81	1796	<b>CT871</b> <b>CT871K2</b>	ALT, (AC) ALT, (-AC) ALT, (Bosch), FOR ALT: 120A, OE-NO 9195336 CA CA CA	<b>5PK1212</b> <b>5PK940</b> <b>AP9003</b>
1.8 16V	09/00-01/05	Z18XE	92	1796	<b>CT975</b> <b>CT975K3</b> <b>CT975WP2</b>	ALT, (AC) ALT, (-AC) ALT, (Bosch), FOR ALT: 120A, OE-NO 9195336 CA CA, ⇒MTR-NO 02HL5117, 20041690 CA, MTR-NO 02HL5118⇒, 20041691⇒ CA, MTR-NO 02HL5118⇒, 20041691⇒ CA, ⇒MTR-NO 02HL5117, 20041690	<b>5PK1212</b> <b>5PK940</b> <b>AP9003</b>
	02/98-09/00	X18XE1	85		<b>CT975</b> <b>CT975K2</b> <b>CT975K3</b> <b>CT975WP2</b> <b>CT975WP5</b>	ALT, (AC) ALT, (-AC) ALT, (Bosch), FOR ALT: 120A, OE-NO 9195336 CA CA, ⇒MTR-NO 02HL5117, 20041690 CA, MTR-NO 02HL5118⇒, 20041691⇒ CA, MTR-NO 02HL5118⇒, 20041691⇒ CA, ⇒MTR-NO 02HL5117, 20041690	<b>5PK1212</b> <b>5PK940</b> <b>AP9003</b>
2.0 16V	02/98-01/05	X20XEV	100	1998	<b>CT1023</b> <b>CT1023K1</b>	ALT, AC ALT ALT, (Bosch), FOR ALT: 120A, OE-NO 9195336 CA CA	<b>5PK1680</b> <b>5PK940</b> <b>AP9003</b>
2.0 16V OPC	11/99-09/02	X20XER	118	1998	<b>CT1023</b> <b>CT1023K2</b>	ALT, AC ALT ALT, (Bosch), FOR ALT: 120A, OE-NO 9195336 CA CA	<b>5PK1680</b> <b>5PK940</b> <b>AP9003</b>
2.0 DI	02/98-01/05	X20DTL, Y20DTL	60	1995		ALT, (-AC) ALT, (-AC) ALT, (AC) ALT, (AC) ONLY WITH VD1031	<b>6PK1800</b> <b>6PK1800D1</b> <b>6PK1873</b> <b>6PK1873D1</b> <b>MS03</b> <b>VD1031</b>
2.0 DTI 16V	08/99-01/05	X20DTH, Y20DTH	74	1995		ALT, (-AC) ALT, (-AC) ALT, (AC) ALT, (AC) ONLY WITH VD1031	<b>6PK1800</b> <b>6PK1800D1</b> <b>6PK1873</b> <b>6PK1873D1</b> <b>MS03</b> <b>VD1031</b>
2.0 OPC	09/02-01/05	Z20LET	141	1998	<b>CT1023</b> <b>CT1023K2</b>	ALT, AC CA CA, ⇒12/2003	<b>5PK1680</b>
	11/02-01/05		147		<b>CT1023</b> <b>CT1023K2</b>	ALT, AC CA CA, ⇒12/2003	<b>5PK1680</b>
2.2 16V	03/01-01/05	Z22SE	108	2198		ALT, AC	<b>5PK1025</b>
2.2 DTI	09/02-01/05	Y22DTR	92	2172		ALT, (-AC) ALT, (AC)	<b>6PK1805</b> <b>6PK1873</b>
<b>ASTRA G Coupe (F07_) ↵</b>							
1.6 16V	03/00-05/05	Z16XEP	76	1598	<b>CT1077</b>	ALT, (-AC) ALT, AC CA	<b>5PK1450</b> <b>5PK1546</b> <b>VD1106</b>





<b>OPEL</b>							
<b>ASTRA G Coupe (F07_)</b>							
1.8 16V	03/00-10/00	X18XE1	85	1796	CT1077K1 CT1077WP1	CA CA	5PK1212 5PK940 AP9003
					CT975 CT975K2 CT975K3 CT975WP2 CT975WP5	CA CA, ⇒MTR-NO 02HL5117, 20041690 CA, MTR-NO 02HL5118⇒, 20041691⇒ CA, MTR-NO 02HL5118⇒, 20041691⇒ CA, ⇒MTR-NO 02HL5117, 20041690	
	09/00-05/05	Z18XE	92			ALT, (AC) ALT, (-AC) ALT, (Bosch), FOR ALT: 120A, OE-NO 9195336	5PK1212 5PK940 AP9003
					CT975 CT975K2 CT975K3 CT975WP2 CT975WP5	CA CA, ⇒MTR-NO 02HL5117, 20041690 CA, MTR-NO 02HL5118⇒, 20041691⇒ CA, MTR-NO 02HL5118⇒, 20041691⇒ CA, ⇒MTR-NO 02HL5117, 20041690	
2.0 16V Turbo	09/00-08/01	Z20LET	140	1998	CT1023 CT1023K2	ALT, AC CA CA, ⇒12/2003	5PK1680
	08/01-05/05		141		CT1023 CT1023K2	ALT, AC CA CA, ⇒12/2003	5PK1680
	11/02-05/05		147		CT1023 CT1023K2	ALT, AC CA CA, ⇒12/2003	5PK1680
2.2 16V	09/00-05/05	Z22SE	108	2198		ALT, (AC) ALT, (-AC)	5PK1030 5PK880
2.2 DTI	09/02-05/05	Y22DTR	92	2172		ALT, (-AC), MTR-CODE: Y22DTR ALT, (AC), MTR-CODE: Y22DTR	6PK1805 6PK1873
<b>ASTRA G Kasten (F70)</b>							
1.6	01/99-09/00	X16SZR	55	1598	CT874 CT874K1 CT874WP1 CT874WP2	ALT, AC ALT ALT, (Bosch), FOR ALT: 120A, OE-NO 9195336, CH-NO C 15257664⇒ CA CA CA, MTR-NO 02MZ5254⇒ CA, ⇒MTR-NO 02MZ5253	5PK1212 5PK940 AP9003
	09/00-04/05	Z16SE	62			ALT, AC ALT ALT, (Bosch), FOR ALT: 120A, OE-NO 9195336	5PK1212 5PK940 AP9003
					CT874 CT874K1 CT874WP1 CT874WP2	CA CA CA, MTR-NO 02MZ5254⇒, 20U75999⇒ CA, ⇒MTR-NO 02MZ5253, 20U75998	
1.7 TD	01/99-04/05	X17DTL	50	1700	CT871 CT871K2	AC ALT CA CA, ENGINE: Opel	4PK885 AVX10X925
2.0 DI	01/99-04/05	X20DTL	60	1995		ALT ALT, AC	6PK1800 6PK1873
<b>ASTRA G Stufenheck (F69_)</b>							
1.2 16V	09/98-09/00	X12XE	48	1199		ALT ALT, AC	5PK1230 5PK1360
	09/00-01/05	Z12XE	55			ALT ALT, AC	5PK1230 5PK1360
1.4	09/07-12/09	Z14XEP	66	1364		ALT	5PK1355
1.4 16V	09/98-01/05	X14XE, Z14XE	66	1389	CT975 CT975K2 CT975K3 CT975WP1 CT975WP3 CT975WP6	ALT, (AC) ALT, (-AC) ALT, (Bosch), FOR ALT: 120A, OE-NO 9195336, CH-NO C 12257453⇒ CA CA, ⇒MTR-NO 02HL5117, 20041690 CA, MTR-NO 02HL5118⇒, 20041691⇒ CA, MTR-NO 02MV7225⇒, 20U75999⇒ CA, MTR-NO 02HL5118⇒, 20041691⇒, ⇒MTR-NO 02MV7224, 20U75998 CA, ⇒MTR-NO 02HL5117, 20041690	5PK1212 5PK940 AP9003
						ALT, AC ALT ALT, (Bosch), FOR ALT: 120A, OE-NO 9195336 CA	5PK1212 5PK940 AP9003
1.6	09/00-01/05	Z16SE	62	1598	CT874	ALT, AC ALT ALT, (Bosch), FOR ALT: 120A, OE-NO 9195336 CA	5PK1212 5PK940 AP9003

**OPEL**





**OPEL**

ASTRA G Stufenheck (F69)

					CT874K1 CT874WP1 CT874WP2	CA CA, MTR-NO 02MZ5254⇒, 20U75999⇒ CA, ⇒MTR-NO 02MZ5253, 20U75998	
	12/02-01/05	Z16XEP	76			ALT, (-AC) ALT, AC	5PK1450 5PK1546 VD1106
					CT1077 CT1077K1 CT1077WP1	CA CA CA	
	09/98-09/00	X16SZR	55			ALT, AC ALT ALT, (Bosch), FOR ALT: 120A, OE-NO 9195336, CH-NO C 15257664⇒	5PK1212 5PK940 AP9003
					CT874 CT874K1 CT874WP1 CT874WP2	CA CA CA, MTR-NO 02MZ5254⇒ CA, ⇒MTR-NO 02MZ5253	
1.6 16V	09/98-01/05	X16XEL, Z16XE	74	1598		ALT, (AC) ALT, (-AC) ALT, (Bosch), FOR ALT: 120A, OE-NO 9195336, ALT, (Bosch), FOR ALT: 120A, OE-NO 9195336, MTR-CODE: X 16 XEL, CH-NO C 4G000001⇒ ALT, (Bosch), FOR ALT: 120A, OE-NO 9195336, MTR-CODE: Z 16 XE	5PK1212 5PK940 AP9003
					CT975 CT975K2 CT975K3 CT975WP1 CT975WP3 CT975WP6	CA CA, ⇒MTR-NO 02HL5117, 20041690 CA, MTR-NO 02HL5118⇒, 20041691⇒ CA, MTR-NO 02MV7225⇒, 20U75999⇒ CA, MTR-NO 02HL5118⇒, 20041691⇒, ⇒MTR-NO 02MV7224, 20U75998 CA, ⇒MTR-NO 02HL5117, 20041690	
1.7 CDTI	04/03-01/05	Z17DTL	59	1686		ALT, (-AC), MTR-CODE: Z17DTL ALT, (-AC), MTR-CODE: Z17DTL, MTR-NO 614509⇒ ALT, AC, MTR-CODE: Z17DTL ALT, AC, MTR-CODE: Z17DTL, MTR-NO 614509⇒ ONLY WITH VD1068 ALT, (Delco Remy), FOR ALT: 100A, OE-NO 97369507, 97369508, FOR ALT: 110A, OE-NO 93175799, 93175944, 97189113, 97363833, 98056440 ALT, (Hitachi), FOR ALT: 100A, OE-NO 97355198, FOR ALT: 110A, OE-NO 97363832, 98056439 MTR-NO 0614509⇒	6PK1275 6PK1275D1  6PK1623 6PK1623D1  MS31 AP9044  AP9044  VD1068
					CT1078 CT1078K1	CA, MTR-CODE: Z17DTL CA, MTR-CODE: Z17DTL	
1.7 DTI 16V	02/00-01/05	Y17DT	55	1686		ALT, (-AC) ALT, (AC) CA CA, MTR-NO 328705⇒ CA, ⇒MTR-NO 328704	6PK1250 6PK1590
1.7 TD	09/98-08/00	X17DTL	50	1700		AC ALT CA CA, ENGINE: Opel	4PK885 AVX10X925
1.8	02/03-01/05	Z18XEL	81	1796		ALT, (AC) ALT, (-AC) ALT, (Bosch), FOR ALT: 120A, OE-NO 9195336	5PK1212 5PK940 AP9003
					CT975 CT975K2 CT975K3 CT975WP2 CT975WP5	CA CA, ⇒MTR-NO 02HL5117, 20041690 CA, MTR-NO 02HL5118⇒, 20041691⇒ CA, MTR-NO 02HL5118⇒, 20041691⇒ CA, ⇒MTR-NO 02HL5117, 20041690	
1.8 16V	09/00-01/05	Z18XE	92	1796		ALT, (AC) ALT, (-AC) ALT, (Bosch), FOR ALT: 120A, OE-NO 9195336	5PK1212 5PK940 AP9003
					CT975 CT975K2 CT975K3 CT975WP2 CT975WP5	CA CA, ⇒MTR-NO 02HL5117, 20041690 CA, MTR-NO 02HL5118⇒, 20041691⇒ CA, MTR-NO 02HL5118⇒, 20041691⇒ CA, ⇒MTR-NO 02HL5117, 20041690	
	09/98-09/00	X18XE1	85			ALT, (AC) ALT, (-AC)	5PK1212 5PK940





## OPEL

### ASTRA G Stufenheck (F69\_)

						ALT, (Bosch), FOR ALT: 120A, OE-NO 9195336 CA CA, ⇒MTR-NO 02HL5117, 20041690 CA, MTR-NO 02HL5118⇒, 20041691⇒ CA, MTR-NO 02HL5118⇒, 20041691⇒ CA, ⇒MTR-NO 02HL5117, 20041690	<b>AP9003</b>
2.0 16V	09/98-01/05	X20XEV	100	1998	<b>CT975</b> <b>CT975K2</b> <b>CT975K3</b> <b>CT975WP2</b> <b>CT975WP5</b>	ALT, AC ALT ALT, (Bosch), FOR ALT: 120A, OE-NO 9195336 CA CA	<b>5PK1680</b> <b>5PK940</b> <b>AP9003</b>
2.0 DI	09/98-01/05	X20DTL, Y20DTL	60	1995	<b>CT1023</b> <b>CT1023K1</b>	ALT, (-AC) ALT, (-AC) ALT, (AC) ALT, (AC) ONLY WITH VD1031	<b>6PK1800</b> <b>6PK1800D1</b> <b>6PK1873</b> <b>6PK1873D1</b> <b>MS03</b> <b>VD1031</b>
2.0 DTI 16V	08/99-01/05	X20DTH, Y20DTH	74	1995		ONLY WITH VD1031	<b>MS03</b> <b>VD1031</b>
2.2 16V	03/01-01/05	Z22SE	108	2198		ALT, (AC) ALT, (-AC)	<b>5PK1030</b> <b>5PK880</b>
2.2 DTI	09/02-01/05	Y22DTR	92	2172		ALT, (-AC), MTR-CODE: Y22DTR ALT, (AC), MTR-CODE: Y22DTR	<b>6PK1805</b> <b>6PK1873</b>

### ASTRA GTC J

1.4	10/11-	A14XER	74	1398		ALT, (-AC), CH-NO C000001⇒, C100001⇒, C300001⇒, C800001⇒, CG00001⇒ ALT, (AC), CH-NO C0⇒, C1⇒, C3⇒, C8⇒, CG⇒, OE-NO 1340017 ALT, (AC), CH-NO C000001⇒, C1000001⇒, C3000001⇒, C8000001⇒, CG000001⇒, ⇒CH-NO C0, C1, C3, C8, CG, OE-NO 1340018, 1340053 ALT, (-AC), ⇒CH-NO B3999999, B8999999, BG999999 ALT, (AC), ⇒CH-NO B3999999, B8999999, BG999999	<b>5PK1212</b> <b>5PK1334</b> <b>5PK1397</b> <b>6PK1205</b> <b>6PK1400</b>
		A14NEL	88	1364		ALT, (-AC), CH-NO C1000001⇒, C3000001⇒, C8000001⇒, CG000001⇒ ALT, (AC), CH-NO C000001⇒, C1000001⇒, C3000001⇒, C8000001⇒, CG000001⇒ ALT, (-AC), ⇒CH-NO B3999999, B8999999, BG999999 ALT, (AC), ⇒CH-NO B3999999, B8999999, BG999999	<b>5PK1212</b> <b>5PK1397</b> <b>6PK1205</b> <b>6PK1400</b>
		A14NET	103			ALT, (-AC), CH-NO C1000001⇒, C3000001⇒, C8000001⇒, CG000001⇒ ALT, (AC), CH-NO C000001⇒, C1000001⇒, C3000001⇒, C8000001⇒, CG000001⇒ ALT, (-AC), ⇒CH-NO B3999999, B8999999, BG999999 ALT, (AC), ⇒CH-NO B3999999, B8999999, BG999999	<b>5PK1212</b> <b>5PK1397</b> <b>6PK1205</b> <b>6PK1400</b>

### ASTRA H

1.2	08/05-	Z12XEP	59	1229		ALT, (-AC) ALT, (AC)	<b>5PK1230</b> <b>5PK1355</b>
	10/06-	X12XE	48	1199		ALT, (-AC) ALT, (AC)	<b>5PK1230</b> <b>5PK1360</b>
1.3 CDTI	08/05-	Z13DTH	66	1248		ALT, (-AC) ALT, (AC) ALT, (Valeo), OE-NO 13117278, 13283343, FOR ALT: 70A, OE-NO 13117279, 13283344, FOR ALT: 100A	<b>6PK1180</b> <b>6PK1310</b> <b>AP9035</b>
1.4	03/04-	Z14XEP	66	1364		ALT, (-AC) ALT, (AC)	<b>5PK1230</b> <b>5PK1355</b>
1.4 LPG	08/09-	Z14XEP	66	1364		ALT, (-AC) ALT, (AC)	<b>5PK1230</b> <b>5PK1355</b>
1.6	03/04-	Z16XEP	77	1598		ALT, (-AC) ALT, (AC)	<b>5PK1450</b> <b>5PK1546</b> <b>VD1106</b>
	12/06-	Z16XER, A16XER	85		<b>CT1077</b> <b>CT1077K1</b> <b>CT1077WP1</b>	CA CA CA ALT, (-AC) ALT, (AC)	<b>5PK1450</b> <b>5PK1546</b>



OPEL

**OPEL**

ASTRA H							
					CT1077 CT1077K1 CT1077WP1	CA CA CA	VD1106
1.6 CNG	11/05-	Z16YNG	69	1598		ALT, (AC) ALT, (-AC)	5PK1212 5PK940
					CT975 CT975K3 CT975WP1	CA CA CA	
1.6 Turbo	02/07-	Z16LET	132	1598		ALT, (-AC) ALT, (AC)	5PK1450 5PK1546 VD1106
					CT1077 CT1077K1 CT1077WP1	CA CA CA	
1.7 CDTI	03/04-	Z17DTL	59	1686		ALT, (-AC) ALT, (-AC) ALT, AC ALT, AC ONLY WITH VD1068 ALT, (Delco Remy), FOR ALT: 100A, OE-NO 97369507, 97369508, FOR ALT: 110A, OE-NO 93175799, 93175944, 97189113, 97363833, 98056440 ALT, (Hitachi), FOR ALT: 100A, OE-NO 97355198, FOR ALT: 110A, OE-NO 97363832, 98056439	6PK1275 6PK1275D1 6PK1623 6PK1623D1 MS31 AP9044  AP9044
					CT1078 CT1078K1	CA CA	VD1068
		Z17DTH	74			ALT, (-AC) ALT, (-AC) ALT, (AC) ALT, (AC) ONLY WITH VD1068 ALT, (Delco Remy), FOR ALT: 100A, OE-NO 97369507, 97369508, FOR ALT: 110A, OE-NO 93175799, 93175944, 97189113, 97363833, 98056440 ALT, (Hitachi), FOR ALT: 100A, OE-NO 97355198, FOR ALT: 110A, OE-NO 97363832, 98056439	6PK1275 6PK1275D1 6PK1623 6PK1623D1 MS31 AP9044  AP9044
					CT1078 CT1078K1	CA CA	VD1068
	02/07-	A17DTJ, Z17DTJ	81			ALT, (-AC) ALT, (AC) ALT, (Delco Remy), FOR ALT: 100A, OE-NO 98031154, FOR ALT: 140A, OE-NO 98031155	6PK1250 6PK1605 AP9044
					CT1014 CT1014K5	CA CA	
		Z17DTR, A17DTR	92			ALT, (-AC) ALT, (AC) ALT, (Delco Remy), FOR ALT: 100A, OE-NO 98031154, FOR ALT: 140A, OE-NO 98031155	6PK1250 6PK1605 AP9044
					CT1014 CT1014K5	CA CA	
1.8	03/04-	Z18XE	92	1796		ALT, (AC) ALT, (-AC)	5PK1212 5PK940
					CT975 CT975K3 CT975WP2	CA CA CA	
	01/06-	Z18XER, A18XER	103			ALT, (-AC) ALT, (AC)	5PK1450 5PK1546 VD1106
					CT1077 CT1077K1 CT1077WP1	CA CA CA	
1.9 CDTI	09/04-	Z19DTH	110	1910		ALT, (-AC) ALT, (-AC), CH-NO 72156709⇒, 75189053⇒, 78104401⇒ ALT, (AC), OE-NO 93 185 361 ALT, (AC), MTR-NO 72156709⇒, 75189053⇒, 78104401⇒, OE-NO 93 185 361 ALT, (AC), OE-NO 55 561 329	6PK1050 6PK1050D1  6PK1370 6PK1370D1  6PK1380





<b>OPEL</b>						
<b>ASTRA H</b>						
					ONLY WITH VD1067 ALT, (Denso), FOR ALT: 100A, OE-NO 93180098, FOR ALT: 120A, OE-NO 93180102, FOR ALT: 130A, OE-NO 93180104 ALT, (Bosch), OE-NO 93191921, FOR ALT: 120A, OE-NO 93191922, FOR ALT: 140A ⇒CH-NO 72156708, 75189052, 78104400 CH-NO 72156709⇒, 75189053⇒, 78104401⇒, 8B000001⇒ CA, MTR-CODE: Z19DTH CA, MTR-CODE: Z19DTH CA, MTR-CODE: Z19DTH	<b>MS30</b> <b>AP9017</b>  <b>AP9028</b>  <b>VD1065</b> <b>VD1067</b>
	06/04-	Z19DT	88		<b>CT1105</b> <b>CT1105K1</b> <b>CT1105WP1</b>	<b>6PK1050</b> <b>6PK1370</b> <b>6PK1380</b> <b>AP9017</b>  <b>AP9028</b>  <b>VD1065</b>
	09/05-	Z19DTL	74		<b>CT1106</b> <b>CT1106K1</b> <b>CT1106WP1</b>	<b>6PK1050</b> <b>6PK1370</b> <b>6PK1380</b> <b>AP9017</b>  <b>AP9028</b>  <b>VD1065</b>
1.9 CDTI 16V	04/04-	Z19DTJ	88	1910	<b>CT1106</b> <b>CT1106K1</b> <b>CT1106WP1</b>	<b>6PK1050</b> <b>6PK1050D1</b>  <b>6PK1370</b> <b>6PK1370D1</b>  <b>6PK1380</b> <b>MS30</b> <b>AP9017</b>  <b>AP9028</b>  <b>VD1065</b> <b>VD1067</b>
2.0 Turbo	03/04-	Z20LEL	125	1998	<b>CT1023</b> <b>CT1023K3</b>	<b>5PK1680</b>
	09/04-	Z20LER	147		<b>CT1023</b> <b>CT1023K3</b>	<b>5PK1680</b>
	03/05-	Z20LEH	177		<b>CT1023</b> <b>CT1023K3</b>	<b>5PK1680</b>
<b>ASTRA H Caravan</b>						
1.3 CDTI	08/05-	Z13DTH	66	1248		<b>6PK1180</b> <b>6PK1310</b> <b>AP9035</b>
1.4	08/04-	Z14XEP	66	1364		<b>5PK1230</b> <b>5PK1355</b>
		Z14XEL	55			<b>5PK1230</b>

**OPEL**




**OPEL**

**ASTRA H Caravan**

						ALT, (AC)	5PK1355
1.4 LPG	08/09-	Z14XEP	66	1364		ALT, (-AC) ALT, (AC)	5PK1230 5PK1355
1.6	08/04-	Z16XEP	77	1598		ALT, (-AC) ALT, (AC)	5PK1450 5PK1546 VD1106
					CT1077 CT1077K1 CT1077WP1	CA CA CA	
	12/06-	Z16XER, A16XER	85			ALT, (-AC) ALT, (AC)	5PK1450 5PK1546
					CT1077 CT1077K1 CT1077WP1	CA CA CA	
1.6 CNG	11/05-	Z16YNG	69	1598		ALT, (AC) ALT, (-AC)	5PK1212 5PK940
					CT975 CT975K3 CT975WP1	CA CA CA	
1.6 Turbo	02/07-	Z16LET	132	1598		ALT, (-AC) ALT, (AC)	5PK1450 5PK1546 VD1106
					CT1077 CT1077K1 CT1077WP1	CA CA CA	
1.7 CDTI	08/04-	Z17DTL	59	1686		ALT, (-AC) ALT, (-AC) ALT, AC ALT, AC ONLY WITH VD1068 ALT, (Delco Remy), FOR ALT: 100A, OE- NO 97369507, 97369508, FOR ALT: 110A, OE-NO 93175799, 93175944, 97189113, 97363833, 98056440 ALT, (Hitachi), FOR ALT: 100A, OE-NO 97355198, FOR ALT: 110A, OE-NO 97363832, 98056439	6PK1275 6PK1275D1 6PK1623 6PK1623D1 MS31 AP9044  AP9044  VD1068
					CT1078 CT1078K1	CA CA	
		Z17DTH	74			ALT, (-AC) ALT, (-AC) ALT, (AC) ALT, (AC) ONLY WITH VD1068 ALT, (Delco Remy), FOR ALT: 100A, OE- NO 97369507, 97369508, FOR ALT: 110A, OE-NO 93175799, 93175944, 97189113, 97363833, 98056440 ALT, (Hitachi), FOR ALT: 100A, OE-NO 97355198, FOR ALT: 110A, OE-NO 97363832, 98056439	6PK1275 6PK1275D1 6PK1623 6PK1623D1 MS31 AP9044  AP9044  VD1068
					CT1078 CT1078K1	CA CA	
	02/07-	A17DTJ, Z17DTJ	81			ALT, (-AC) ALT, (AC) ALT, (Delco Remy), FOR ALT: 100A, OE- NO 98031154, FOR ALT: 140A, OE-NO 98031155	6PK1250 6PK1605 AP9044
					CT1014 CT1014K5	CA CA	
		Z17DTR, A17DTR	92			ALT, (-AC) ALT, (AC) ALT, (Delco Remy), FOR ALT: 100A, OE- NO 98031154, FOR ALT: 140A, OE-NO 98031155	6PK1250 6PK1605 AP9044
					CT1014 CT1014K5	CA CA	
1.8	08/04-	Z18XE	92	1796		ALT, (AC) ALT, (-AC)	5PK1212 5PK940
					CT975 CT975K3 CT975WP2	CA, MTR-CODE: Z18XE CA, MTR-CODE: Z18XE CA	
	08/05-	Z18XER, A18XER	103			ALT, (-AC) ALT, (AC)	5PK1450 5PK1546 VD1106
					CT1077	CA	





<b>OPEL</b>							
<b>ASTRA H Caravan</b>							
					<b>CT1077K1</b> <b>CT1077WP1</b>	CA CA	
1.9 CDTI	09/04-	Z19DTH	110	1910		ALT, (-AC) ALT, (-AC), CH-NO 72156709⇒, 75189053⇒, 78104401⇒ ALT, (AC), OE-NO 93 185 361 ALT, (AC), MTR-NO 72156709⇒, 75189053⇒, 78104401⇒, OE-NO 93 185 361 ALT, (AC), OE-NO 55 561 329 ONLY WITH VD1067 ALT, (Denso), FOR ALT: 100A, OE-NO 93180098, FOR ALT: 120A, OE-NO 93180102, FOR ALT: 130A, OE-NO 93180104 ALT, (Bosch), OE-NO 93191921, FOR ALT: 120A, OE-NO 93191922, FOR ALT: 140A ⇒CH-NO 72156708, 75189052, 78104400 CH-NO 72156709⇒, 75189053⇒, 78104401⇒, 8B000001⇒ CA, MTR-CODE: Z19DTH CA, MTR-CODE: Z19DTH CA, MTR-CODE: Z19DTH	<b>6PK1050</b> <b>6PK1050D1</b>  <b>6PK1370</b> <b>6PK1370D1</b>  <b>6PK1380</b> <b>MS30</b> <b>AP9017</b>  <b>AP9028</b>  <b>VD1065</b> <b>VD1067</b>
	09/05-	Z19DT	88			ALT, (-AC) ALT, (AC), OE-NO 93 185 361 ALT, (AC), OE-NO 55 561 329 ALT, (Denso), FOR ALT: 100A, OE-NO 93180098, FOR ALT: 120A, OE-NO 93180102, FOR ALT: 130A, OE-NO 93180104 ALT, (Bosch), OE-NO 93191921, FOR ALT: 120A, OE-NO 93191922, FOR ALT: 140A ⇒CH-NO 5545149	<b>6PK1050</b> <b>6PK1370</b> <b>6PK1380</b> <b>AP9017</b>  <b>AP9028</b>  <b>VD1065</b>
		Z19DTL	74			ALT, (-AC) ALT, (AC), OE-NO 93 185 361 ALT, (AC), OE-NO 55 561 329 ALT, (Denso), FOR ALT: 100A, OE-NO 93180098, FOR ALT: 120A, OE-NO 93180102, FOR ALT: 130A, OE-NO 93180104 ALT, (Bosch), OE-NO 93191921, FOR ALT: 120A, OE-NO 93191922, FOR ALT: 140A ⇒CH-NO 5545149	<b>6PK1050</b> <b>6PK1370</b> <b>6PK1380</b> <b>AP9017</b>  <b>AP9028</b>  <b>VD1065</b>
					<b>CT1106</b> <b>CT1106K1</b> <b>CT1106WP1</b>	CA, MTR-CODE: Z19DT CA, MTR-CODE: Z19DT CA, MTR-CODE: Z19DT	
1.9 CDTI 16V	08/04-	Z19DTJ	88	1910		ALT, (-AC) ALT, (-AC), CH-NO 72156709⇒, 75189053⇒, 78104401⇒ ALT, (AC), OE-NO 93 185 361 ALT, (AC), CH-NO 72156709⇒, 75189053⇒, 78104401⇒, OE-NO 93 185 361 ALT, (AC), OE-NO 55 561 329 ONLY WITH VD1067 ALT, (Denso), FOR ALT: 100A, OE-NO 93180098, FOR ALT: 120A, OE-NO 93180102, FOR ALT: 130A, OE-NO 93180104 ALT, (Bosch), OE-NO 93191921, FOR ALT: 120A, OE-NO 93191922, FOR ALT: 140A ⇒CH-NO 72156708, 75189052, 78104400 CH-NO 72156709⇒, 75189053⇒, 78104401⇒, 8B000001⇒ CA, MTR-CODE: Z19DTJ CA, MTR-CODE: Z19DTJ CA, MTR-CODE: Z19DTJ CA, MTR-CODE: Z19DT, Z19DTL CA, MTR-CODE: Z19DT, Z19DTL	<b>6PK1050</b> <b>6PK1050D1</b>  <b>6PK1370</b> <b>6PK1370D1</b>  <b>6PK1380</b> <b>MS30</b> <b>AP9017</b>  <b>AP9028</b>  <b>VD1065</b> <b>VD1067</b>
					<b>CT1105</b> <b>CT1105K1</b> <b>CT1105WP1</b> <b>CT1106</b> <b>CT1106K1</b>	CA, MTR-CODE: Z19DTJ CA, MTR-CODE: Z19DTJ CA, MTR-CODE: Z19DTJ CA, MTR-CODE: Z19DT, Z19DTL CA, MTR-CODE: Z19DT, Z19DTL	
2.0 Turbo	08/04-	Z20LEL	125	1998		ALT, (AC), FOR ALT: 120A	<b>5PK1680</b>
					<b>CT1023</b> <b>CT1023K3</b>	CA CA	
	09/04-	Z20LER	147			ALT, (AC), FOR ALT: 120A	<b>5PK1680</b>
					<b>CT1023</b> <b>CT1023K3</b>	CA CA	

**OPEL**



OPEL

**OPEL**

**ASTRA H Caravan**

↔ 1.2	10/06-	X12XE	48	1199		ALT, (-AC) ALT, (AC)	5PK1230 5PK1360
	08/05-	Z12XEP	59	1229		ALT, (-AC) ALT, (AC)	5PK1230 5PK1355
1.3 CDTI	04/05-	Z13DTH	66	1248		ALT, (-AC) ALT, (AC) ALT, (Valeo), OE-NO 13117278, 13283343, FOR ALT: 70A, OE-NO 13117279, 13283344, FOR ALT: 100A	6PK1180 6PK1310 AP9035
	03/05-	Z14XEP	66	1364		ALT, (-AC) ALT, (AC)	5PK1230 5PK1355
Z14XEL		55			ALT, (-AC) ALT, (AC)	5PK1230 5PK1355	
1.6	03/05-	Z16XEP	77	1598		ALT, (-AC) ALT, (AC)	5PK1450 5PK1546 VD1106
					CT1077 CT1077K1 CT1077WP1	CA CA CA	
	12/06-	Z16XER	85			ALT, (-AC) ALT, (AC)  CA CA CA	5PK1450 5PK1546 VD1106
1.6 CNG	11/05-	Z16YNG	69	1598		ALT, (AC) ALT, (-AC)	5PK1212 5PK940
					CT975 CT975K3 CT975WP1	CA CA CA	
1.6 Turbo	02/07-	Z16LET	132	1598		ALT, (-AC) ALT, (AC)	5PK1450 5PK1546 VD1106
					CT1077 CT1077K1 CT1077WP1	CA CA CA	
1.7 CDTi	03/05-	Z17DTH	74	1686		ALT, (-AC) ALT, (-AC) ALT, (AC) ALT, (AC) ONLY WITH VD1068 ALT, (Delco Remy), FOR ALT: 100A, OE- NO 97369507, 97369508, FOR ALT: 110A, OE-NO 93175799, 93175944, 97189113, 97363833, 98056440 ALT, (Hitachi), FOR ALT: 100A, OE-NO 97355198, FOR ALT: 110A, OE-NO 97363832, 98056439	6PK1275 6PK1275D1 6PK1623 6PK1623D1 MS31 AP9044  AP9044  VD1068
					CT1078 CT1078K1	CA CA	
					02/07-	A17DTJ	81
				CT1014 CT1014K5		CA CA	
1.7 CDTI	02/07-	A17DTR	92			ALT, (-AC) ALT, (AC) ALT, (Delco Remy), FOR ALT: 100A, OE- NO 98031154, FOR ALT: 140A, OE-NO 98031155	6PK1250 6PK1605 AP9044
					CT1014 CT1014K5	CA CA	
	03/05-	Z17DTL	59			ALT, (-AC) ALT, (AC) ONLY WITH VD1068 ALT, (Delco Remy), FOR ALT: 100A, OE- NO 97369507, 97369508, FOR ALT: 110A, OE-NO 93175799, 93175944, 97189113, 97363833, 98056440 ALT, (Hitachi), FOR ALT: 100A, OE-NO 97355198, FOR ALT: 110A, OE-NO 97363832, 98056439	6PK1275 6PK1623 MS31 AP9044  AP9044  VD1068
					CT1078 CT1078K1	CA CA	





<b>OPEL</b>							
ASTRA H Caravan ↔ 1.8	03/05-	Z18XE	92	1796	CT975 CT975K3 CT975WP2	ALT, (AC) ALT, (-AC) CA, MTR-CODE: Z18XE CA, MTR-CODE: Z18XE CA, MTR-CODE: Z18XE	5PK1212 5PK940
	01/06-	Z18XER	103		CT1077 CT1077K1 CT1077WP1	ALT, (-AC) ALT, (AC) CA CA CA	5PK1450 5PK1546 VD1106
1.9 CDTi	03/05-	Z19DTH	110	1910		ALT, (-AC) ALT, (-AC), CH-NO 72156709⇒, 75189053⇒, 78104401⇒ ALT, (AC), OE-NO 93 185 361 ALT, (AC), CH-NO 72156709⇒, 75189053⇒, 78104401⇒, OE-NO 93 185 361 ALT, (AC), OE-NO 55 561 329 ONLY WITH VD1067 ALT, (Denso), FOR ALT: 100A, OE-NO 93180098, FOR ALT: 120A, OE-NO 93180102, FOR ALT: 130A, OE-NO 93180104 ALT, (Bosch), OE-NO 93191921, FOR ALT: 120A, OE-NO 93191922, FOR ALT: 140A ⇒CH-NO 72156708, 75189052, 78104400 CH-NO 72156709⇒, 71589053⇒, 78104401⇒, 8B000001⇒ CA, MTR-CODE: Z19DTH CA, MTR-CODE: Z19DTH CA, MTR-CODE: Z19DTH	6PK1050 6PK1050D1  6PK1370 6PK1370D1  6PK1380 MS30 AP9017  AP9028 VD1065 VD1067
	01/06-	Z19DTL	74	1910	CT1105 CT1105K1 CT1105WP1	ALT, (-AC) ALT, (AC), OE-NO 93 185 361 ALT, (AC), OE-NO 55 561 329 ALT, (Denso), FOR ALT: 100A, OE-NO 93180098, FOR ALT: 120A, OE-NO 93180102, FOR ALT: 130A, OE-NO 93180104 ALT, (Bosch), OE-NO 93191921, FOR ALT: 120A, OE-NO 93191922, FOR ALT: 140A	6PK1050 6PK1370 6PK1380 AP9017  AP9028 VD1065
1.9 CDTi	09/05-	Z19DT	88		CT1106 CT1106K1 CT1106WP1	ALT, (-AC) ALT, (AC), OE-NO 93 185 361 ALT, (AC), OE-NO 55 561 329 ALT, (Denso), FOR ALT: 100A, OE-NO 93180098, FOR ALT: 120A, OE-NO 93180102, FOR ALT: 130A, OE-NO 93180104 ALT, (Bosch), OE-NO 93191921, FOR ALT: 120A, OE-NO 93191922, FOR ALT: 140A ⇒CH-NO 5545149 CA, MTR-CODE: Z19DT CA, MTR-CODE: Z19DT CA, MTR-CODE: Z19DT	6PK1050 6PK1370 6PK1380 AP9017  AP9028 VD1065
	03/05-	Z19DTJ	88	1910		ALT, (-AC) ALT, (-AC), CH-NO 72156709⇒, 75189053⇒, 78104401⇒ ALT, (AC), OE-NO 93 185 361 ALT, (AC), CH-NO 72156709⇒, 75189053⇒, 78104401⇒, OE-NO 93 185 361 ALT, (AC), OE-NO 55 561 329 ONLY WITH VD1067 ALT, (Denso), FOR ALT: 100A, OE-NO 93180098, FOR ALT: 120A, OE-NO 93180102, FOR ALT: 130A, OE-NO 93180104 ALT, (Bosch), OE-NO 93191921, FOR ALT: 120A, OE-NO 93191922, FOR ALT: 140A ⇒CH-NO 72156708, 75189052, 78104400 CH-NO 72156709⇒, 71589053⇒, 78104401⇒, 8B000001⇒ CA, MTR-CODE: Z19DTJ CA, MTR-CODE: Z19DTJ	6PK1050 6PK1050D1  6PK1370 6PK1370D1  6PK1380 MS30 AP9017  AP9028 VD1065 VD1067

**OPEL**





**OPEL**
**OPEL**
**ASTRA H Caravan**

2.0 Turbo	03/05-	Z20LER	147	1998	CT1105WP1	CA, MTR-CODE: Z19DTJ		
					CT1023	ALT, (AC), FOR ALT: 120A	5PK1680	
					CT1023K3	CA		
	08/05-	Z20LEL	125			CT1023	ALT, (AC), FOR ALT: 120A	5PK1680
						CT1023K3	CA	
						CT1023K3	CA	
08/05-	Z20LEH	177			CT1023	ALT, AC, FOR ALT: 120A	5PK1680	
					CT1023K3	CA		

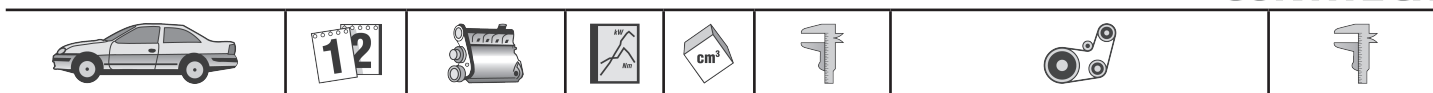
**ASTRA H Stufenheck**

1.3 CDTi	02/07-	Z13DTH	66	1248		ALT, (-AC)	6PK1180
						ALT, (AC)	6PK1310
1.6	02/07-	Z16XER	85	1598		ALT, (Valeo), OE-NO 13117278, 13283343, FOR ALT: 70A, OE-NO 1311279, 13283344, FOR ALT: 100A	AP9035
						ALT, (-AC)	5PK1450
1.7 CDTi	02/07-	Z17DTH	74	1686		ALT, (AC)	5PK1546
						CT1077	CA
1.7 CDTi	02/07-	Z17DTH	74	1686		CT1077K1	CA
						CT1077K1	CA
1.7 CDTi	02/07-	Z17DTH	74	1686		ALT, (-AC)	6PK1275
						ALT, (-AC)	6PK1275D1
1.7 CDTi	02/07-	Z17DTH	74	1686		ALT, (AC)	6PK1623
						ALT, (AC)	6PK1623D1
1.7 CDTi	02/07-	Z17DTH	74	1686		ONLY WITH VD1068	MS31
						ALT, (Delco Remy), FOR ALT: 100A, OE-NO 97369507, 97369508, FOR ALT: 110A, OE-NO 93175799, 93175944, 97189113, 97363833, 98056440	AP9044
1.7 CDTi	02/07-	Z17DTH	74	1686		ALT, (Hitachi), FOR ALT: 100A, OE-NO 97355198, FOR ALT: 110A, OE-NO 97363832, 98056439	AP9044
						VD1068	
1.7 CDTi	02/07-	Z17DTH	74	1686		CT1078	CA
						CT1078K1	CA
1.7 CDTi	02/07-	Z17DTJ	81			ALT, (-AC)	6PK1250
						ALT, (AC)	6PK1605
1.7 CDTi	02/07-	Z17DTJ	81			ALT, (Delco Remy), FOR ALT: 100A, OE-NO 98031154, FOR ALT: 140A, OE-NO 98031155	AP9044
						CT1014	CA
1.7 CDTi	02/07-	Z17DTJ	81			CT1014K5	CA
						CT1014K5	CA
1.8	02/07-	Z18XER, A18XER	103	1796		ALT, (-AC)	5PK1450
						ALT, (AC)	5PK1546
1.8	02/07-	Z18XER, A18XER	103	1796		CA	
						CT1077	CA
1.8	02/07-	Z18XER, A18XER	103	1796		CT1077K1	CA
						CT1077K1	CA
1.8	02/07-	Z18XER, A18XER	103	1796		CT1077WP1	CA
						CT1077WP1	CA

**ASTRA H TwinTop**

1.6	09/05-	Z16XEP, Z16XE1	77	1598		ALT, (-AC)	5PK1450
						ALT, (AC)	5PK1546
1.6	09/05-	Z16XEP, Z16XE1	77	1598		CA	VD1106
						CT1077	CA
1.6	12/06-	Z16XER	85			CT1077K1	CA
						CT1077K1	CA
1.6	12/06-	Z16XER	85			CT1077WP1	CA
						CT1077WP1	CA
1.6 Turbo	02/07-	Z16LET	132	1598		ALT, (-AC)	5PK1450
						ALT, (AC)	5PK1546
1.6 Turbo	02/07-	Z16LET	132	1598		CA	VD1106
						CT1077	CA
1.6 Turbo	02/07-	Z16LET	132	1598		CT1077K1	CA
						CT1077K1	CA
1.6 Turbo	02/07-	Z16LET	132	1598		CT1077WP1	CA
						CT1077WP1	CA
1.8	09/05-	Z18XE	92	1796		ALT, (AC)	5PK1212
						ALT, (-AC)	5PK940
1.8	09/05-	Z18XE	92	1796		CA, MTR-CODE: Z18XE	
						CT975	CA, MTR-CODE: Z18XE
1.8	09/05-	Z18XE	92	1796		CT975K3	CA, MTR-CODE: Z18XE
						CT975WP2	CA, MTR-CODE: Z18XE
1.8	09/05-	Z18XER, A18XER	103			ALT, (-AC)	5PK1450
						ALT, (AC)	5PK1546
1.8	09/05-	Z18XER, A18XER	103			CA	VD1106
						CT1077	CA
1.8	09/05-	Z18XER, A18XER	103			CT1077K1	CA
						CT1077K1	CA
1.8	09/05-	Z18XER, A18XER	103			CT1077WP1	CA
						CT1077WP1	CA
1.9 CDTi	09/05-	Z19DTH	110	1910		ALT, (-AC)	6PK1050





<b>OPEL</b>							
<b>ASTRA H TwinTop</b>							
						ALT, (-AC), CH-NO 72156709⇒, 75189053⇒, 78104401⇒ ALT, (AC), OE-NO 93 185 361 ALT, (AC), CH-NO 72156709⇒, 75189053⇒, 78104401⇒, OE-NO 93 185 361 ALT, (AC), OE-NO 55 561 329 ONLY WITH VD1067 ALT, (Denso), FOR ALT: 100A, OE-NO 93180098, FOR ALT: 120A, OE-NO 93180102, FOR ALT: 130A, OE-NO 93180104 ALT, (Bosch), OE-NO 93191921, FOR ALT: 120A, OE-NO 93191922, FOR ALT: 140A ⇒CH-NO 72156708, 75189052, 78104400 CH-NO 72156709⇒, 75189053⇒, 78104401⇒, 8B000001⇒ CA, MTR-CODE: Z19DTH CA, MTR-CODE: Z19DTH CA, MTR-CODE: Z19DTH	6PK1050D1 6PK1370 6PK1370D1 6PK1380 MS30 AP9017 AP9028 VD1065 VD1067
2.0 Turbo	09/05-	Z20LEL	125	1998	CT1105 CT1105K1 CT1105WP1	ALT, AC, FOR ALT: 120A CA CA	5PK1680 5PK1680
		Z20LER	147		CT1023 CT1023K3	ALT, AC, FOR ALT: 120A CA CA	5PK1680
<b>ASTRA H Van</b>							
1.3 CDTI	08/05-	Z13DTH	66	1248		ALT, (Valeo), OE-NO 13117278, 13283343, FOR ALT: 70A, OE-NO 13117279, 13283344, FOR ALT: 100A	AP9035
1.7 CDTI	03/04-	Z17DTH	74	1686		ALT, (Delco Remy), FOR ALT: 100A, OE-NO 97369507, 97369508, FOR ALT: 110A, OE-NO 93175799, 93175944, 97189113, 97363833, 98056440 ALT, (Hitachi), FOR ALT: 100A, OE-NO 97355198, FOR ALT: 110A, OE-NO 97363832, 98056439	AP9044 AP9044
	02/07-	A17DTJ, Z17DTJ	81			ALT, (-AC) ALT, (AC) ALT, (Delco Remy), FOR ALT: 100A, OE-NO 98031154, FOR ALT: 140A, OE-NO 98031155 CA CA	6PK1250 6PK1605 AP9044
		Z17DTR, A17DTR	92			ALT, (-AC) ALT, (AC) ALT, (Delco Remy), FOR ALT: 100A, OE-NO 98031154, FOR ALT: 140A, OE-NO 98031155 CA CA	6PK1250 6PK1605 AP9044
1.9 CDTI	09/04-	Z19DTH	110	1910		ALT, (Denso), FOR ALT: 100A, OE-NO 93180098, FOR ALT: 120A, OE-NO 93180102, FOR ALT: 130A, OE-NO 93180104 ALT, (Bosch), FOR ALT: 120A, OE-NO 93191921, FOR ALT: 140A, OE-NO 93191922	AP9017 AP9028
	09/05-	Z19DT	88			ALT, (-AC) ALT, (AC) ALT, (Denso), FOR ALT: 100A, OE-NO 93180098, FOR ALT: 120A, OE-NO 93180102, FOR ALT: 130A, OE-NO 93180104 ALT, (Bosch), FOR ALT: 120A, OE-NO 93191921, FOR ALT: 140A, OE-NO 93191922 ⇒CH-NO 72156708, 75189052, 78104400 CA CA	6PK1054 6PK1370 AP9017 AP9028 VD1065
1.9 CDTI 16V	08/04-	Z19DTJ	88	1910	CT1105 CT1105K1	ALT, (Denso), FOR ALT: 100A, OE-NO 93180098, FOR ALT: 120A, OE-NO 93180102, FOR ALT: 130A, OE-NO 93180104	AP9017
<b>ASTRA J</b>							
1.4	12/09-	A14XEL	64	1398		ALT, (-AC), CH-NO C000001⇒, C100001⇒, C300001⇒, C800001⇒, CG00001⇒ ALT, (AC), CH-NO C0⇒, C1⇒, C3⇒, C8⇒,	5PK1212 5PK1334

**OPEL**




OPEL

**OPEL**

**ASTRA J**

						CG⇒, OE-NO 1340017 ALT, (AC), CH-NO C0000001⇒, <b>5PK1397</b> C1000001⇒, C3000001⇒, C8000001⇒, CG000001⇒, ⇒CH-NO C0, C1, C3, C8, CG, OE-NO 1340018, 1340053 ALT, (-AC), ⇒CH-NO B3999999, <b>6PK1205</b> B8999999, BG999999 ALT, (AC), ⇒CH-NO B3999999, B8999999, <b>6PK1400</b> BG999999
		A14XER	74			ALT, (-AC), CH-NO C000001⇒, C100001⇒, <b>5PK1212</b> C300001⇒, C800001⇒, CG00001⇒ ALT, (AC), CH-NO C0⇒, C1⇒, C3⇒, C8⇒, <b>5PK1334</b> CG⇒, OE-NO 1340017 ALT, (AC), CH-NO C000001⇒, <b>5PK1397</b> C1000001⇒, C3000001⇒, C8000001⇒, CG000001⇒, ⇒CH-NO C0, C1, C3, C8, CG, OE-NO 1340018, 1340053 ALT, (-AC), ⇒CH-NO B3999999, <b>6PK1205</b> B8999999, BG999999 ALT, (AC), ⇒CH-NO B3999999, B8999999, <b>6PK1400</b> BG999999
1.4 LPG	01/12-	A14NET	103	1364		ALT, (-AC), CH-NO C1000001⇒, <b>5PK1212</b> C3000001⇒, C8000001⇒, CG000001⇒ ALT, (AC), CH-NO C0000001⇒, <b>5PK1397</b> C1000001⇒, C3000001⇒, C8000001⇒, CG000001⇒ ALT, (-AC), ⇒CH-NO B3999999, <b>6PK1205</b> B8999999, BG999999 ALT, (AC), ⇒CH-NO B3999999, B8999999, <b>6PK1400</b> BG999999
1.4 Turbo	12/09-	A14NET	103	1364		ALT, (-AC), CH-NO C1000001⇒, <b>5PK1212</b> C3000001⇒, C8000001⇒, CG000001⇒ ALT, (AC), CH-NO C0000001⇒, <b>5PK1397</b> C1000001⇒, C3000001⇒, C8000001⇒, CG000001⇒ ALT, (-AC), ⇒CH-NO B3999999, <b>6PK1205</b> B8999999, BG999999 ALT, (AC), ⇒CH-NO B3999999, B8999999, <b>6PK1400</b> BG999999
	10/10-	A14NEL	88			ALT, (-AC), CH-NO C1000001⇒, <b>5PK1212</b> C3000001⇒, C8000001⇒, CG000001⇒ ALT, (AC), CH-NO C0000001⇒, <b>5PK1397</b> C1000001⇒, C3000001⇒, C8000001⇒, CG000001⇒ ALT, (-AC), ⇒CH-NO B3999999, <b>6PK1205</b> B8999999, BG999999 ALT, (AC), ⇒CH-NO B3999999, B8999999, <b>6PK1400</b> BG999999
1.6	12/09-	A16XER	85	1598	CT1077 CT1077K1 CT1077WP1	ALT, (AC) <b>6PK1555</b> CA CA CA CA
1.6 Turbo	12/09-	A16LET	132	1598	CT1077 CT1077K1 CT1077WP1	ALT, (AC) <b>6PK1555</b> CA CA CA CA
1.7 CDTI	12/09-	A17DTJ, A17DTC, A17DTE	81	1686	CT1014 CT1014K5	ALT, (-AC) <b>6PK1244</b> ALT, (AC) <b>6PK1715</b> CA CA
		A17DTR	92		CT1014 CT1014K5	ALT, (-AC) <b>6PK1244</b> ALT, (AC) <b>6PK1715</b> CA CA
2.0 CDTI	12/09-	A20DTH	118	1956	CT1105	ALT <b>6PK1900</b> CA
<b>ASTRA J Stufenheck</b>						
1.4	06/12-	A14XER	74	1398		ALT, (-AC), CH-NO C000001⇒, C100001⇒, <b>5PK1212</b> C3000001⇒, C8000001⇒, CG00001⇒ ALT, (AC), CH-NO C0⇒, C1⇒, C3⇒, C8⇒, <b>5PK1334</b> CG⇒, OE-NO 1340017 ALT, (AC), CH-NO C0000001⇒, <b>5PK1397</b> C1000001⇒, C3000001⇒, C8000001⇒, CG000001⇒, ⇒CH-NO C0, C1, C3, C8, CG, OE-NO 1340018, 1340053 ALT, (-AC), ⇒CH-NO B3999999, <b>6PK1205</b> B8999999, BG999999 ALT, (AC), ⇒CH-NO B3999999, B8999999, <b>6PK1400</b>





<b>OPEL</b>							
<b>ASTRA J Stufenheck</b>							
↔ 1.4 Turbo	06/12-	A14NET	103	1364		ALT, (-AC), CH-NO C1000001⇒, C3000001⇒, C8000001⇒, CG000001⇒	<b>5PK1212</b>
						ALT, (AC), CH-NO C0000001⇒, C1000001⇒, C3000001⇒, C8000001⇒, CG000001⇒	<b>5PK1397</b>
						ALT, (-AC), ⇒CH-NO B3999999, B8999999, BG999999	<b>6PK1205</b>
						ALT, (AC), ⇒CH-NO B3999999, B8999999, BG999999	<b>6PK1400</b>
		A14NEL	88			ALT, (-AC), CH-NO C1000001⇒, C3000001⇒, C8000001⇒, CG000001⇒	<b>5PK1212</b>
						ALT, (AC), CH-NO C0000001⇒, C1000001⇒, C3000001⇒, C8000001⇒, CG000001⇒	<b>5PK1397</b>
						ALT, (-AC), ⇒CH-NO B3999999, B8999999, BG999999	<b>6PK1205</b>
						ALT, (AC), ⇒CH-NO B3999999, B8999999, BG999999	<b>6PK1400</b>
1.7 CDTI	06/12-	A17DTJ, A17DTC, A17DTE	81	1686		ALT, (-AC)	<b>6PK1250</b>
					<b>CT1014</b>	ALT, (AC)	<b>6PK1605</b>
					<b>CA</b>		
					<b>CA</b>		
<b>ASTRA Sports Tourer (J)</b>							
1.4	10/10-	A14XER	74	1398		ALT, (-AC), CH-NO C000001⇒, C100001⇒, C300001⇒, C800001⇒, CG00001⇒	<b>5PK1212</b>
						ALT, (AC), CH-NO C0⇒, C1⇒, C3⇒, C8⇒, CG⇒, OE-NO 1340017	<b>5PK1334</b>
						ALT, (AC), CH-NO C0000001⇒, C1000001⇒, C3000001⇒, C8000001⇒, CG000001⇒, ⇒CH-NO C0, C1, C3, C8, CG, OE-NO 1340018, 1340053	<b>5PK1397</b>
						ALT, (-AC), ⇒CH-NO B3999999, B8999999, BG999999	<b>6PK1205</b>
						ALT, (AC), ⇒CH-NO B3999999, B8999999, BG999999	<b>6PK1400</b>
1.4 LPG	01/12-	A14NET	103	1364		ALT, (-AC), CH-NO C1000001⇒, C3000001⇒, C8000001⇒, CG000001⇒	<b>5PK1212</b>
						ALT, (AC), CH-NO C0000001⇒, C1000001⇒, C3000001⇒, C8000001⇒, CG000001⇒	<b>5PK1397</b>
						ALT, (-AC), ⇒CH-NO B3999999, B8999999, BG999999	<b>6PK1205</b>
						ALT, (AC), ⇒CH-NO B3999999, B8999999, BG999999	<b>6PK1400</b>
1.4 Turbo	10/10-	A14NEL	88	1364		ALT, (-AC), CH-NO C1000001⇒, C3000001⇒, C8000001⇒, CG000001⇒	<b>5PK1212</b>
						ALT, (AC), CH-NO C0000001⇒, C1000001⇒, C3000001⇒, C8000001⇒, CG000001⇒	<b>5PK1397</b>
						ALT, (-AC), ⇒CH-NO B3999999, B8999999, BG999999	<b>6PK1205</b>
						ALT, (AC), ⇒CH-NO B3999999, B8999999, BG999999	<b>6PK1400</b>
		A14NET	103			ALT, (-AC), CH-NO C1000001⇒, C3000001⇒, C8000001⇒, CG000001⇒	<b>5PK1212</b>
						ALT, (AC), CH-NO C0000001⇒, C1000001⇒, C3000001⇒, C8000001⇒, CG000001⇒	<b>5PK1397</b>
						ALT, (-AC), ⇒CH-NO B3999999, B8999999, BG999999	<b>6PK1205</b>
						ALT, (AC), ⇒CH-NO B3999999, B8999999, BG999999	<b>6PK1400</b>
<b>CALIBRA A (85_)</b>							
2.0 i	06/90-07/97	C20NE	85	1998		PS, ⇒08/1992, (AC)	<b>3PK690</b>
						ALT, (-AC), 09/1992⇒	<b>6PK1725</b>
						ALT, (AC), 09/1992⇒	<b>6PK1900</b>
						ALT, FOR ALT: 90A, ⇒08/1992, CH-NO L	<b>AVX10X1000</b>
						ALT, AC, ⇒08/1992, CH-NO L, M, N	<b>AVX10X685</b>
						PS, ⇒08/1992, CH-NO L, M, N	<b>AVX10X800</b>
						ALT, FOR ALT: 70A, ⇒08/1992	<b>AVX10X925</b>
						ALT, FOR ALT: 90A, ⇒08/1992, CH-NO M, N	<b>AVX10X940</b>
						AC, ⇒08/1992, CH-NO L, M, N	<b>AVX13X875</b>
					<b>CT720</b>	CA, ⇒MTR-NO (14/25)142838, ⇒12/1992	
					<b>CT720WP1</b>	CA, ⇒MTR-NO 14142838, ⇒12/1992	
					<b>CT866</b>	CA, MTR-NO (14/25)142839⇒, 01/1993⇒	
					<b>CT866K1</b>	CA, MTR-NO 14608701⇒	
2.0 i 16V	06/90-02/94	C20XE	110	1998		PS, ⇒08/1992, (AC)	<b>3PK690</b>





OPEL

**OPEL**

**CALIBRA A (85\_)**

						ALT, PS, 09/1992⇒ ALT, PS, AC, 09/1992⇒ ALT, FOR ALT: 90A, ⇒08/1992 ALT, AC, ⇒08/1992 PS, ⇒08/1992 ALT, FOR ALT: 70A, ⇒08/1992 AC, ⇒08/1992 CA, ⇒MTR-NO (14/25)142838 CA, ⇒MTR-NO 14142838 CA, MTR-NO (14/25)142839⇒ CA, MTR-NO 14142839⇒	6PK1725 6PK1900 AVX10X1000 AVX10X685 AVX10X785 AVX10X913 AVX13X875
	02/94-07/97	X20XEV	100			ALT, (-AC) ALT, (AC) CA CA CA CA	6PK1725 6PK1900
2.0 i 16V 4x4	06/90-02/94	C20XE	110	1998		PS, ⇒08/1992, (AC) ALT, PS, 09/1992⇒ ALT, PS, AC, 09/1992⇒ ALT, FOR ALT: 90A, ⇒08/1992 ALT, AC, ⇒08/1992 PS, ⇒08/1992 ALT, FOR ALT: 70A, ⇒08/1992 AC, ⇒08/1992 CA, ⇒MTR-NO (14/25)142838 CA, ⇒MTR-NO 14142838 CA, MTR-NO (14/25)142839⇒ CA, MTR-NO 14142839⇒	3PK690 6PK1725 6PK1900 AVX10X1000 AVX10X685 AVX10X785 AVX10X913 AVX13X875
	02/94-07/97	X20XEV	100			ALT, (-AC) ALT, (AC) CA CA CA	6PK1725 6PK1900
2.0 i 4x4	06/90-07/97	C20NE	85	1998		PS, ⇒08/1992, (AC) ALT, (-AC), 09/1992⇒ ALT, (AC), 09/1992⇒ ALT, FOR ALT: 90A, ⇒08/1992, CH-NO L ALT, AC, ⇒08/1992, CH-NO L, M, N PS, ⇒08/1992, CH-NO L, M, N ALT, FOR ALT: 70A, ⇒08/1992 ALT, FOR ALT: 90A, ⇒08/1992, CH-NO M, N AC, ⇒08/1992, CH-NO L, M, N CA, ⇒MTR-NO (14/25)142838, ⇒12/1992 CA, ⇒MTR-NO 14142838, ⇒12/1992 CA, MTR-NO (14/25)142839⇒, 01/1993⇒ CA, MTR-NO 14608701⇒	3PK690 6PK1725 6PK1900 AVX10X1000 AVX10X685 AVX10X800 AVX10X925 AVX10X940 AVX13X875
2.0 i Turbo 4x4	03/92-07/97	C20LET	150	1998		ALT, PS ALT, PS, AC CA, ⇒MTR-NO (14/25)142838, ⇒12/1992 CA, ⇒MTR-NO 14002934 CA, MTR-NO (14/25)142839⇒, 01/1993⇒ CA, MTR-NO 14002935⇒	6PK1725 6PK1900
2.5 i V6	04/93-07/97	X25XE, C25XE	125	2498		ALT, WP, PS ALT, WP, AC, PS, CH-NO S9001730⇒ ALT, WP, AC, PS, ⇒CH-NO S9001729 CA CA	6PK1900 6PK2020 6PK2260

**CAMPO (TF\_)**

2.3 (TFR16)	08/91-08/94	4ZD1	69	2255		AIRP PS ALT CA	AVX10X763 AVX13X1025 AVX13X875
	08/94-09/96	4ZD1, 23P	72	2254		AIRP PS ALT CA	AVX10X763 AVX13X1025 AVX13X875
2.3 4x4 (TFS16)	08/91-08/94	4ZD1	69	2255		AIRP PS ALT CA	AVX10X763 AVX13X1025 AVX13X875
	08/94-09/96		72	2254		AIRP PS ALT CA	AVX10X763 AVX13X1025 AVX13X875
2.5 D (TFR54)	08/91-06/94	4JA1	56	2499		PS CA CA	AVX13X1375





# OPEL

CAMPO (TF_)							
↔ 2.5 D 4x4 (TFS54)	08/91-06/94	4JA1	56	2499	CT508 CT508K1	PS CA CA	AVX13X1375
2.5 TD (TFR54)	07/94-	4JA1T	56	2499	CT508 CT508K1	ALT CA CA	17X1000Li
2.5 TD 4x4 (TFS54)	07/94-	4JA1T	56	2499	CT508 CT508K1	ALT CA CA	17X1000Li
3.1 TD (TFR69)	12/92-	4JG2T	80	3059	CT508 CT508K1	PS CA CA	AVX13X1450
3.1 TD 4x4 (TFS69)	12/92-	4JG2T	80	3059	CT508 CT508K1	PS CA CA	AVX13X1450
COMBO (71_)							
1.2	07/94-10/01	X12SZ, C12NZ	33	1195	CT874 CT874K1 CT874WP2	ALT, PS ALT, PS, AC ALT CA CA CA	6PK1460 6PK1800 AVX10X925
1.4	07/94-10/01	C14NZ, X14SZ	44	1389	CT874 CT874K1 CT874WP2	ALT, PS ALT, PS, AC ALT CA CA CA	6PK1460 6PK1800 AVX10X925
		C14SE	60		CT874 CT874K1 CT874WP2	ALT, PS ALT, PS, AC ALT CA CA CA	6PK1460 6PK1800 AVX10X925
1.4 16V	08/99-10/01	X14XE	66	1389	CT873 CT873K1 CT873WP4	ALT, PS, MTR-CODE: X14XE ALT, PS, AC, MTR-CODE: X14XE ALT, MTR-CODE: X14XE CA, MTR-CODE: X14XE CA, MTR-CODE: X14XE CA, MTR-CODE: X14XE	6PK1530 6PK1800 6PK894
1.7 D	07/94-10/01	17D (4EE1), X17D (4EE1)	44	1686	CT748 CT748K5 CT748K6	PS ALT, AC ALT CA CA, ENGINE: Isuzu, ⇨CH-NO R39....., R49....., R69..... CA, ENGINE: Isuzu, CH-NO S30.....⇨, S40.....⇨, S60.....⇨	AVX10X950 AVX13X915 AVX13X925
COMBO Kasten/Kombi							
1.3 CDTI 16V	08/05-	Z13DT	51	1248		ALT, (-AC) ALT, (AC) ALT, (Valeo), OE-NO 13117278, 13283343, FOR ALT: 70A, OE-NO 13117279, 13283344, FOR ALT: 100A	6PK1180 6PK1318 AP9035
	10/05-	Z13DTJ	55			ALT, (-AC) ALT, (AC) ALT, (Valeo), OE-NO 13117278, 13283343, FOR ALT: 70A, OE-NO 13117279, 13283344, FOR ALT: 100A	6PK1180 6PK1318 AP9035
1.4 16V	08/05-	Z14XEP	66	1364		ALT, (-AC) ALT, (AC)	5PK1230 5PK1370
1.6	10/01-	Z16SE	64	1598	CT874 CT874K1 CT874WP1	ALT, (AC) ALT, (-AC) CA CA, MTR-CODE: Z16SE CA, MTR-CODE: Z16SE	5PK1212 5PK940
1.6 CNG 16V	06/06-	Z16YNG	69	1598	CT975 CT975K3 CT975WP1	ALT, (AC) ALT, (-AC) CA CA CA	5PK1212 5PK940
	04/05-		71		CT975 CT975K3 CT975WP1	ALT, (AC) ALT, (-AC) CA CA CA	5PK1212 5PK940
1.7 CDTI 16V	12/04-	Z17DTH	74	1686		ALT, PS, (-AC) ALT, PS, (-AC), MTR-CODE: Z17DTH	6PK1275 6PK1275D1



OPEL



OPEL

**OPEL**

**COMBO Kasten/Kombi**

						ALT, PS, AC ALT, PS, AC, MTR-CODE: Z17DTH ONLY WITH VD1068 ALT, (Delco Remy), FOR ALT: 100A, OE-NO 97369507, 97369508, FOR ALT: 110A, OE-NO 93175799, 93175944, 97189113, 97363833, 98056440 ALT, (Hitachi), FOR ALT: 100A, OE-NO 97355198, FOR ALT: 110A, OE-NO 97363832, 98056439	6PK1600 6PK1600D1 MS31 AP9044  AP9044  VD1068
1.7 DI 16V	10/01-	Y17DTL	48	1686	CT1014 CT1014K2	CA, MTR-CODE: Z17DTH CA, MTR-CODE: Z17DTH	
					CT1014 CT1014K2 CT1014K3	ALT, (-AC) ALT, (AC) CA CA, MTR-NO 328705⇒ CA, ⇒MTR-NO 328704	6PK1250 6PK1590
1.7 DTI 16V	10/01-	Y17DT	55	1686	CT1014 CT1014K2 CT1014K3	ALT, (-AC) ALT, (AC) CA CA, MTR-NO 328705⇒ CA, ⇒MTR-NO 328704	6PK1250 6PK1590

**COMBO Kasten/Kombi (X12)**  
1.6 CDTI

	02/12-	A16FDL	66	1598	CT1155 CT1155K1 CT1155WP1	ALT, (-AC) ALT, (AC) CA CA CA	6PK1370 6PK1705 VD1065
		A16FDH	77		CT1155 CT1155K1 CT1155WP1	ALT, (-AC) ALT, (AC) CA CA CA	6PK1370 6PK1705 VD1065
			74		CT1155 CT1155K1 CT1155WP1	ALT, (-AC) ALT, (AC) CA CA CA	6PK1370 6PK1705 VD1065

**COMBO Tour**  
1.3 CDTI 16V

	10/04-	Z13DT, Y13DT	51	1248		ALT ALT, AC ALT, (Valeo), OE-NO 13117278, 13283343, FOR ALT: 70A, OE-NO 13117279, 13283344, FOR ALT: 100A	6PK1180 6PK1318 AP9035
	10/05-	Z13DTJ	55			ALT, (-AC) ALT, (AC) ALT, (Valeo), OE-NO 13117278, 13283343, FOR ALT: 70A, OE-NO 13117279, 13283344, FOR ALT: 100A	6PK1180 6PK1318 AP9035
1.4	10/04-	Z14XEP	66	1364		ALT, (-AC) ALT, (AC)	5PK1230 5PK1370
1.6	10/01-	Z16SE	64	1598	CT874 CT874K1 CT874WP1	ALT, (AC) ALT, (-AC) CA CA, MTR-CODE: Z16SE CA, MTR-CODE: Z16SE	5PK1212 5PK940
	08/01-		62		CT874 CT874K1 CT874WP1	ALT, (AC) ALT, (-AC) CA CA, MTR-CODE: Z16SE CA, MTR-CODE: Z16SE	5PK1212 5PK940
1.6 CNG	06/06-	Z16YNG	69	1598	CT975 CT975K3 CT975WP1	ALT, (AC) ALT, (-AC) CA CA CA CA	5PK1212 5PK940
	04/05-		71		CT975 CT975K3 CT975WP1	ALT, (AC) ALT, (-AC) CA CA CA	5PK1212 5PK940
1.7 CDTI 16V	12/04-	Z17DTH	74	1686		ALT, PS, (-AC) ALT, PS, (-AC), MTR-CODE: Z17DTH ALT, PS, AC	6PK1275 6PK1275D1 6PK1600





## OPEL

### COMBO Tour

						ALT, PS, AC, MTR-CODE: Z17DTH ONLY WITH VD1068 ALT, (Delco Remy), FOR ALT: 100A, OE- NO 97369507, 97369508, FOR ALT: 110A, OE-NO 93175799, 93175944, 97189113, 97363833, 98056440 ALT, (Hitachi), FOR ALT: 100A, OE-NO 97355198, FOR ALT: 110A, OE-NO 97363832, 98056439	6PK1600D1 MS31 AP9044  AP9044  VD1068
					CT1014 CT1014K2	CA, MTR-CODE: Z17DTH CA, MTR-CODE: Z17DTH	
1.7 DI 16V	10/01-	Y17DTL	48	1686	CT1014 CT1014K2 CT1014K3	ALT, (-AC) ALT, (AC) CA CA, MTR-NO 328705⇒ CA, ⇒MTR-NO 328704	6PK1250 6PK1590
1.7 DTI 16V	10/01-	Y17DT	55	1686	CT1014 CT1014K2 CT1014K3	ALT, (-AC) ALT, (AC) CA CA, MTR-NO 328705⇒ CA, ⇒MTR-NO 328704	6PK1250 6PK1590

### COMBO Tour (X12)

1.6 CDTI	02/12-	A16FDL	66	1598	CT1155 CT1155K1 CT1155WP1	ALT, (-AC) ALT, (AC) CA CA CA	6PK1370 6PK1705 VD1065
		A16FDH	74		CT1155 CT1155K1 CT1155WP1	ALT, (-AC) ALT, (AC) CA CA CA	6PK1370 6PK1705 VD1065
			77		CT1155 CT1155K1 CT1155WP1	ALT, (-AC) ALT, (AC) CA CA CA	6PK1370 6PK1705 VD1065

### COMMODORE B

2.5	01/72-07/78	25S	85	2490		PS ALT	AVX10X875 AVX10X888
2.5 GS	01/72-08/75	25H	96	2490		PS ALT	AVX10X875 AVX10X888
2.8 GS	03/75-07/78	28HC	103	2784		PS ALT	AVX10X875 AVX10X888
	01/72-07/78		104			PS ALT	AVX10X875 AVX10X888
2.8 GS/E	03/75-07/78	28HC	114	2784		PS ALT	AVX10X875 AVX10X888
	07/72-02/75	28E, 28EC	118			PS ALT	AVX10X875 AVX10X888

### COMMODORE B Coupe

2.5	01/72-07/78	25S	85	2490		PS ALT	AVX10X875 AVX10X888
2.5 GS	01/72-08/75	25H	96	2490		PS ALT	AVX10X875 AVX10X888
2.8 GS	03/75-07/78	28HC	103	2784		PS ALT	AVX10X875 AVX10X888
	12/72-07/78		104			PS ALT	AVX10X875 AVX10X888
2.8 GS/E	03/75-07/78	28HC	114	2784		PS ALT	AVX10X875 AVX10X888
	07/72-02/75	28E, 28EC	118			PS ALT	AVX10X875 AVX10X888

### COMMODORE C (14\_, 19\_)

2.5 E	05/81-12/82	25E	96	2490		PS, (AC) PS ALT, (AUTOM) ALT	AVX10X1075 AVX10X875 AVX10X888 AVX10X900
2.5 S	08/78-12/82	25S	85	2490		PS, (AC) PS ALT, (AUTOM) ALT	AVX10X1075 AVX10X875 AVX10X888 AVX10X900

### COMMODORE C Caravan (61)

2.5 E	12/80-12/82	25E	96	2490		PS, (AC)	AVX10X1075
-------	-------------	-----	----	------	--	----------	------------







# OPEL

## COMMODORE C Caravan (61)

						PS ALT, (AUTOM) ALT	AVX10X875 AVX10X888 AVX10X900
2.5 S	12/80-12/82	25S	85	2490		PS, (AC) PS ALT, (AUTOM) ALT	AVX10X1075 AVX10X875 AVX10X888 AVX10X900

## CORSA A CC (93\_, 94\_, 98\_, 99\_)

1.0	09/82-03/93	10S	33	993		ALT	AVX10X925
1.2	09/82-08/90	12NC, E12GV	33	1196		ALT	AVX10X925
1.2 i	09/89-03/93	C12NZ	33	1195		ALT ALT CA CA CA	AVX10X875 AVX10X913
					<b>CT874</b> <b>CT874K1</b> <b>CT874WP2</b>		
1.2 N	01/90-03/93	12NV	38	1196		ALT ALT CA	AVX10X875 AVX10X913
					<b>CT526</b>		
1.2 S	09/82-02/90	12ST	40	1196		ALT ALT CA	AVX10X875 AVX10X913
					<b>CT526</b>		
1.3	09/85-10/89	13NB	44	1297		ALT, OE-NO 90169081, 90006259 ALT, OE-NO 90183440, 90351803	AVX10X875 AVX10X913
					<b>CT504</b> <b>CT504WP1</b>		
1.3 i	09/86-09/90	C13N	44	1297		ALT, OE-NO 90169081, 90006259 ALT, OE-NO 90183440, 90351803	AVX10X875 AVX10X913
					<b>CT504</b> <b>CT504WP1</b>		
1.3 S	09/82-10/89	13SB	51	1297		ALT, OE-NO 90169081, 90006259 ALT, OE-NO 90183440, 90351803	AVX10X875 AVX10X913
					<b>CT504</b> <b>CT504WP1</b>		
1.4 i	01/90-03/93	C14NZ	44	1389		ALT, OE-NO 90169081, 90006259 ALT, OE-NO 90183440, 90351803 CA, ⇨MTR-NO (14/25)02J22349, (C14/ C25)NZ19311737, (14/25)NV19307805 CA, ⇨MTR-NO 19311737 CA, MTR-NO (C14/C25)NZ19311738⇨, (14/25)02J22350⇨, (14/25)NV19307806⇨ CA, MTR-NO 19311738⇨ CA, MTR-NO 19311738⇨	AVX10X875 AVX10X913
					<b>CT558</b>  <b>CT558WP1</b> <b>CT874</b>  <b>CT874K1</b> <b>CT874WP2</b>		
	01/85-03/93		40			ALT ALT CA	AVX10X875 AVX10X913
					<b>CT874</b>		
1.4 S	01/90-03/93	14NV	53	1389		ALT, OE-NO 90169081, 90006259 ALT, OE-NO 90183440, 90351803 CA, ⇨MTR-NO (14/25)02J22349, (C14/ C25)NZ19311737, (14/25)NV19307805 CA, ⇨MTR-NO 19307805 CA, MTR-NO (C14/C25)NZ19311738⇨, (14/25)02J22350⇨, (14/25)NV19307806⇨ CA, MTR-NO 19307806⇨ CA, MTR-NO 19307806⇨	AVX10X875 AVX10X913
					<b>CT558</b>  <b>CT558WP1</b> <b>CT874</b>  <b>CT874K1</b> <b>CT874WP2</b>		
1.4 Si	09/91-03/93	C14SE	60	1389		ALT, OE-NO 90169081, 90006259 ALT, OE-NO 90183440, 90351803 CA, ⇨MTR-NO (14/25)02J22349, (C14/ C25)NZ19311737, (14/25)NV19307805 CA, ⇨MTR-NO 02J22349 CA, MTR-NO (C14/C25)NZ19311738⇨, (14/25)02J22350⇨, (14/25)NV19307806⇨ CA, MTR-NO 02J22350⇨ CA, MTR-NO 02J22350⇨	AVX10X875 AVX10X913
					<b>CT558</b>  <b>CT558WP1</b> <b>CT874</b>  <b>CT874K1</b> <b>CT874WP2</b>		
1.5 D	09/87-03/93	15D (4EC1)	37	1488		ALT CA CA, ENGINE: Isuzu	AVX13X875
					<b>CT748</b> <b>CT748K4</b>		
1.5 TD	03/88-03/93	15DT (T4EC1)	49	1488		ALT CA CA, ENGINE: Isuzu	AVX13X875
					<b>CT748</b> <b>CT748K4</b>		
1.6 GSI	08/88-09/92	C16NZ	55	1598		CA CA, MTR-NO 02122350⇨ CA, MTR-NO 02122350⇨	
					<b>CT874</b> <b>CT874K1</b> <b>CT874WP2</b>		
	09/89-03/93	C16SEI	72			ALT, OE-NO 90169081, 90006259 ALT, OE-NO 90183440, 90351803, 90466255 CA, ⇨MTR-NO 02J22349 CA, ⇨MTR-NO 02J22349 CA, MTR-NO 02J22350⇨	AVX10X875 AVX10X913
					<b>CT558</b> <b>CT558WP1</b> <b>CT874</b>		





<b>OPEL</b>							
<b>CORSA A CC (93_, 94_, 98_, 99_) ↩</b>							
					<b>CT874K1</b> <b>CT874WP2</b>	CA, MTR-NO 02J22350⇒ CA, MTR-NO 02122350⇒	
	05/88-03/92	E16SE	74			ALT, OE-NO 90169081, 90006259 ALT, OE-NO 90183440, 90351803, 90466255	<b>AVX10X875</b> <b>AVX10X913</b>
					<b>CT558</b> <b>CT558WP1</b> <b>CT874</b> <b>CT874K1</b> <b>CT874WP2</b>	CA, ⇒MTR-NO 02J22349 CA, ⇒MTR-NO 02J22349 CA, MTR-NO 02J22350⇒ CA, MTR-NO 02J22350⇒ CA, MTR-NO 02J22350⇒	
1.6 GSI KAT	02/92-03/93	C16SE	74	1598		ALT, OE-NO 90169081, 90006259 ALT, OE-NO 90183440, 90351803, 90466255	<b>AVX10X875</b> <b>AVX10X913</b>
					<b>CT558</b> <b>CT558WP1</b> <b>CT874</b> <b>CT874K1</b> <b>CT874WP2</b>	CA, ⇒MTR-NO 02J22349 CA, ⇒MTR-NO 02J22349 CA, MTR-NO 02J22350⇒ CA, MTR-NO 02J22350⇒ CA, MTR-NO 02J22350⇒	
<b>CORSA A Kasten</b>							
1.0	02/86-04/89	10S	33	993		ALT	<b>AVX10X925</b>
1.2	02/86-04/89	12NC, E12GV	33	1196		ALT	<b>AVX10X875</b>
		12ST	40			ALT	<b>AVX10X913</b>
					<b>CT526</b>	ALT ALT CA, 09/1986⇒	<b>AVX10X875</b> <b>AVX10X913</b>
1.3	02/86-04/89	13NB	44	1297		ALT, OE-NO 90169081, 90006259 ALT, OE-NO 90183440, 90351803	<b>AVX10X875</b> <b>AVX10X913</b>
					<b>CT504</b> <b>CT504WP1</b>	CA CA	
		13SB	51			ALT, OE-NO 90169081, 90006259 ALT, OE-NO 90183440, 90351803	<b>AVX10X875</b> <b>AVX10X913</b>
					<b>CT504</b> <b>CT504WP1</b>	CA CA	
1.5 D	06/87-04/89	15D (4EC1)	37	1488		ALT	<b>AVX13X875</b>
					<b>CT748</b> <b>CT748K4</b>	CA CA, ENGINE: Isuzu	
<b>CORSA A TR (91_, 92_, 96_, 97_) ↩</b>							
1.0	09/82-09/92	10S	33	993		ALT	<b>AVX10X925</b>
1.2 i	09/89-03/93	C12NZ	33	1195		<b>CT874</b> <b>CT874K1</b> <b>CT874WP2</b>	CA CA CA
1.2 N	01/85-10/87	12NC, E12GV	33	1196		ALT	<b>AVX10X925</b>
1.2 S	09/82-03/93	12ST	40	1196		ALT, OE-NO 90169081, 90006259 ALT, OE-NO 90183440, 90351803	<b>AVX10X875</b> <b>AVX10X913</b>
					<b>CT526</b>	CA	
	09/82-10/87	12S	43			ALT ALT CA	<b>AVX10X875</b> <b>AVX10X913</b>
					<b>CT526</b>	CA	
1.3	09/85-10/87	13NB, C13N	44	1297		ALT, OE-NO 90169081, 90006259 ALT, OE-NO 90183440, 90351803	<b>AVX10X875</b> <b>AVX10X913</b>
					<b>CT504</b> <b>CT504WP1</b>	CA CA	
1.3 S	09/82-10/87	13SB	51	1297		ALT, OE-NO 90169081, 90006259 ALT, OE-NO 90183440, 90351803	<b>AVX10X875</b> <b>AVX10X913</b>
					<b>CT504</b> <b>CT504WP1</b>	CA CA	
1.4 i	10/89-03/93	C14NZ	44	1389		<b>CT874</b> <b>CT874K1</b> <b>CT874WP2</b>	CA CA, MTR-NO 19311739⇒ CA, MTR-NO 19311739⇒
1.4 S	09/89-03/93	14NV	53	1389		<b>CT874</b> <b>CT874K1</b> <b>CT874WP2</b>	CA CA, MTR-NO 19307806⇒ CA, MTR-NO 19307806⇒
1.5 D	10/87-11/92	15D (4EC1)	37	1488		ALT	<b>AVX13X875</b>
					<b>CT748</b> <b>CT748K4</b>	CA CA, ENGINE: Isuzu	
1.5 TD	10/87-03/93	15DT (T4EC1)	49	1488		ALT	<b>AVX13X875</b>
					<b>CT748</b> <b>CT748K4</b>	CA CA, ENGINE: Isuzu	
<b>CORSA B (73_, 78_, 79_) ↩</b>							
1.0 i 12V	11/96-09/00	X10XE	40	973		ALT, PS, (-AC) ALT, PS, AC	<b>5PK1230</b> <b>5PK1360</b>
1.2 i	03/93-09/00	12NZ	33	1195		ALT, PS ALT, ⇒08/1994 ALT, 09/1994⇒	<b>6PK1460</b> <b>AVX10X913</b> <b>AVX10X925</b>
					<b>CT874</b> <b>CT874K1</b> <b>CT874WP2</b>	CA CA CA	
		X12SZ, C12NZ				ALT, PS	<b>6PK1460</b>

**OPEL**



# OPEL

## CORSA B (73\_, 78\_, 79\_) ↕

					CT874 CT874K1 CT874WP2	ALT, ⇨08/1994 ALT, 09/1994⇨ CA CA CA	AVX10X913 AVX10X925
1.2 i 16V	03/98-09/00	X12XE	48	1199		ALT, (-AC) ALT, PS, AC	5PK1230 5PK1360
1.4	04/93-08/94	C14SE	54	1389	CT873 CT873K1	ALT, (PS), (-AC) ALT, (AC) ALT, (-PS), (-AC) CA CA	6PK1530 6PK1805 6PK894
1.4 i	03/93-09/00	C14NZ, X14SZ	44	1389	CT874 CT874K1 CT874WP2	ALT, PS ALT, PS, AC ALT, ⇨08/1994 ALT, 09/1994⇨ CA CA	6PK1460 6PK1800 AVX10X913 AVX10X925
1.4 i 16V	08/97-09/00	C14SEL	63	1389	CT873 CT873K1 CT873WP4	ALT, PS ALT, PS, AC ALT CA CA CA	6PK1530 6PK1800 6PK894
	09/94-09/00	X14XE	66		CT873 CT873K1 CT873WP4	ALT, PS, MTR-CODE: X14XE ALT, PS, AC, MTR-CODE: X14XE ALT, MTR-CODE: X14XE CA, MTR-CODE: X14XE CA, MTR-CODE: X14XE CA, MTR-CODE: X14XE	6PK1530 6PK1800 6PK894
1.4 Si	03/93-09/00	C14SE	60	1389	CT874 CT874K1 CT874WP2	ALT, PS ALT, PS, AC ALT, ⇨08/1994 ALT, 09/1994⇨ CA CA CA	6PK1460 6PK1800 AVX10X913 AVX10X925
1.5 D	03/93-09/00	15D (4EC1)	37	1488	CT748 CT748K4	PS ALT, AC ALT CA CA, ENGINE: Isuzu	AVX10X950 AVX13X915 AVX13X925
1.5 TD	03/93-09/00	15DT (T4EC1), X15DT (T4EC1)	49	1488	CT748 CT748K4	PS ALT, AC ALT CA CA, ENGINE: Isuzu	AVX10X950 AVX13X915 AVX13X925
1.6 GSI 16V	03/93-09/00	C16XE	80	1598	CT873 CT873K1 CT873WP4	ALT, PS ALT, AC ALT CA CA	6PK1530 6PK1800 6PK894
1.6 i 16V	09/94-09/00	X16XE	78	1598	CT873 CT873K1 CT873WP4	ALT, PS ALT, PS, AC ALT CA CA CA	6PK1530 6PK1800 AVX10X913
1.7 D	02/96-09/00	17D (4EE1), X17D (4EE1)	44	1686	CT748 CT748K5 CT748K6	PS ALT, AC ALT CA CA, ⇨MTR-NO 855 805, ENGINE: Isuzu CA, ENGINE: Isuzu, MTR-NO 855 806⇨	AVX10X950 AVX13X915 AVX13X925
<b>CORSA B Kasten (73_) ↕</b>							
1.4 i	08/99-09/00	X14SZ	44	1389	CT874 CT874K1 CT874WP2	ALT, PS ALT, PS, AC ALT CA CA CA	6PK1460 6PK1800 AVX10X925
1.7 D	08/99-09/00	17D (4EE1), X17D (4EE1)	44	1686	CT748 CT748K5	PS ALT, AC ALT CA CA, ⇨MTR-NO 855 805, ENGINE: Isuzu	AVX10X950 AVX13X915 AVX13X925







OPEL

**OPEL**

**CORSA C Kasten (F08, W5L)**

						ALT, PS, (-AC), MTR-CODE: Z17DTH ALT, PS, (AC) ALT, PS, (AC), MTR-CODE: Z17DTH ONLY WITH VD1068 ALT, (Delco Remy), FOR ALT: 100A, OE-NO 97369507, 97369508, FOR ALT: 110A, OE-NO 93175799, 93175944, 97189113, 97363833, 98056440 ALT, (Hitachi), FOR ALT: 100A, OE-NO 97355198, FOR ALT: 110A, OE-NO 97363832, 98056439	<b>6PK1275D1</b> <b>6PK1600</b> <b>6PK1600D1</b> <b>MS31</b> <b>AP9044</b>  <b>AP9044</b>  <b>VD1068</b>
1.7 DI 16V	09/00-	Y17DTL	48	1686	<b>CT1014</b> <b>CT1014K2</b>	CA, MTR-CODE: Z17DTH CA, MTR-CODE: Z17DTH ALT, (-AC) ALT, (AC)	<b>6PK1250</b> <b>6PK1590</b>
1.7 DTI 16V	09/00-	Y17DT	55	1686	<b>CT1014</b> <b>CT1014K2</b> <b>CT1014K3</b>	CA CA, MTR-NO 328705⇒ CA, ⇒MTR-NO 328704 ALT, (-AC) ALT, (AC)	<b>6PK1250</b> <b>6PK1590</b>
					<b>CT1014</b> <b>CT1014K2</b> <b>CT1014K3</b>	CA CA, MTR-NO 328705⇒ CA, ⇒MTR-NO 328704	

**CORSA CLASSIC Stufenheck**

1.4	08/94-07/02	C14NZ	44	1389	<b>CT874</b> <b>CT874K1</b> <b>CT874WP2</b>	ALT, PS ALT, PS, AC ALT, ⇒08/1994 ALT, 09/1994⇒ CA CA CA	<b>6PK1460</b> <b>6PK1800</b> <b>AVX10X913</b> <b>AVX10X925</b>
-----	-------------	-------	----	------	---	--	--

**CORSA D**

1.0	07/06-	Z10XEP	44	998		ALT, (-AC) ALT, (AC)	<b>5PK1230</b> <b>5PK1355</b>
1.2	07/06-	Z12XEP	59	1229		ALT, (-AC) ALT, (AC)	<b>5PK1230</b> <b>5PK1355</b>
	06/10-	A12XEL	51			ALT, (-AC) ALT, (AC)	<b>5PK1212</b> <b>5PK1334</b>
		A12XER	63			ALT, (-AC) ALT, (AC)	<b>5PK1212</b> <b>5PK1334</b>
1.2 LPG	06/11-	A12XER	61	1229		ALT, (-AC) ALT, (AC)	<b>5PK1212</b> <b>5PK1334</b>
	08/11-		63			ALT, (-AC) ALT, (AC)	<b>5PK1212</b> <b>5PK1334</b>
1.3 CDTI	07/06-	Z13DTJ, A13DTC	55	1248		ALT, (-AC) ALT, (AC) ALT, (Bosch), FOR ALT: 100A, OE-NO 0 124 225 063	<b>6PK1180</b> <b>6PK1318</b> <b>AP9035</b>
		Z13DTH	66			ALT, (-AC) ALT, (AC) ALT, (Bosch), FOR ALT: 100A, OE-NO 0 124 225 063	<b>6PK1180</b> <b>6PK1318</b> <b>AP9035</b>
	06/10-	Z13DTR, Z13DTE, A13DTR	70			ALT, (Bosch), FOR ALT: 100A, OE-NO 0 124 225 063, MTR-CODE: Z 13 DTE, A 13 DTR	<b>AP9035</b>
1.4	07/06-	Z14XEP	66	1364		ALT, (-AC) ALT, (AC)	<b>5PK1230</b> <b>5PK1370</b>
	09/09-	A14XEL	64	1398		ALT, (-AC) ALT, (AC)	<b>5PK1212</b> <b>5PK1334</b>
	06/10-	A14XER	74			ALT, (-AC) ALT, (AC)	<b>5PK1212</b> <b>5PK1334</b>
	07/12-	A14NEL	88	1364		ALT, (-AC) ALT, (AC)	<b>5PK1212</b> <b>5PK1397</b>
1.4 LPG	07/06-	Z14XEP	66	1364		ALT, (-AC) ALT, (AC)	<b>5PK1230</b> <b>5PK1370</b>
	09/09-	A14XEL	64	1398		ALT, (-AC) ALT, (AC)	<b>5PK1212</b> <b>5PK1334</b>
1.6 Turbo	02/07-	Z16LER, A16LER	141	1598		ALT, (-AC) ALT, (AC)	<b>5PK1450</b> <b>5PK1546</b> <b>VD1106</b>
					<b>CT1077</b> <b>CT1077K1</b> <b>CT1077WP1</b>	CA CA CA	
		Z16LEL, A16LEL	110			ALT, (-AC) ALT, (AC)	<b>5PK1450</b> <b>5PK1546</b> <b>VD1106</b>
					<b>CT1077</b>	CA	





<b>OPEL</b>							
<b>CORSA D</b>							
1.7 CDTI	07/06-	Z17DTR	92	1686	CT1077K1 CT1077WP1	CA CA ALT, (-AC) ALT, (AC) ALT, (Delco Remy), FOR ALT: 100A, OE-NO 98042872, FOR ALT: 140A, OE-NO 98042873	6PK1250 6PK1613 AP9044
	06/10-	A17DTS	96		CT1014 CT1014K5	CA CA ALT, (Delco Remy), FOR ALT: 100A, OE-NO 98042872, FOR ALT: 140A, OE-NO 98042873	AP9044
<b>CORSA D Van</b>							
1.2	06/10-	A12XEL	51	1229		ALT, (-AC) ALT, (AC)	5PK1212 5PK1334
		A12XER	63			ALT, (-AC) ALT, (AC)	5PK1212 5PK1334
1.3 CDTI	07/06-	Z13DTJ, A13DTC	55	1248		ALT, (Bosch), FOR ALT: 100A, OE-NO 0 124 225 063	AP9035
		Z13DTH	66			ALT, (Bosch), FOR ALT: 100A, OE-NO 0 124 225 063	AP9035
	06/10-	Z13DTE, A13DTR	70			ALT, (Bosch), FOR ALT: 100A, OE-NO 0 124 225 063	AP9035
<b>DIPLOMAT A</b>							
4.6	10/64-03/69	46S	140	4638		ALT, ⇨ 12/1968 PS, ⇨ 12/1968, MTR-NO 28S23614⇨ PS, ⇨ 12/1964, ⇨ MTR-NO 28S23613	AVX10X1350 AVX10X875 AVX10X888
5.3	09/66-03/69	54S	169	5354		PS ALT, WP, FAN	AVX10X1100 AVX10X1350
<b>DIPLOMAT A Coupe</b>							
5.3	03/65-10/67	54S	169	5354		PS ALT, WP, FAN	AVX10X1100 AVX10X1350
<b>DIPLOMAT B</b>							
2.8 E	03/69-02/75	28E	121	2784		AC PS ALT	AVX10X1275 AVX10X875 AVX10X900
5.3	03/69-01/78	54S	169	5354		PS ALT, WP, FAN	AVX10X1100 AVX10X1350
<b>FRONTERA A (5_MWL4)</b>							
2.2 i (54MWL4)	03/95-10/98	X22XE	100	2198	CT924 CT924K1	ALT, (-AC) ALT, (AC) CA CA, 08/1996⇨	6PK1725 6PK2050
2.3 TD (5JMWL4)	03/92-10/98	23DTR	74	2260		PS ALT	AVX10X825 AVX10X900
2.4 i (53MWL4)	03/92-10/98	C24NE	92	2410		PS ALT, FOR ALT: 90A ALT	AVX10X825 AVX10X875 AVX10X888
2.5 TDS	09/96-10/98	25TDS (VM41B)	85	2499		ALT	8PK2188
2.8 TD (5BMWL4)	03/95-10/98	28TDI (4JB1T)	83	2771	CT508 CT508K1	PS AC CA CA	AVX13X1450 AVX13X1525
<b>FRONTERA A Sport (5_SUD2)</b>							
2.0 i (52SUD2, 55SUD2)	03/92-10/98	X20SE, C20NE	85	1998	CT720 CT866 CT866K1	ALT, (-AC), MTR-CODE: X20SE ALT, PS, AC, MTR-CODE: X20SE ALT, (-AC), MTR-CODE: C20NE, FOR ALT: 90A ALT, (AC), MTR-CODE: C20NE, FOR ALT: 90A PS, ⇨ 12/1995 CA, ⇨ MTR-NO (14/25)142838, ⇨ 12/1992 CA, MTR-NO (14/25)142839⇨, 01/1993⇨ CA, MTR-CODE: C20NE, MTR-NO 14608701⇨, CA, MTR-CODE: X20SE	6PK1725 6PK2050 AVX10X1000 AVX10X1025 AVX10X788
2.5 TDS	09/96-10/98	25TDS (VM41B)	85	2499		ALT	8PK2188
2.8 TD (53SUD2)	03/95-08/96	28TDI (4JB1T)	83	2771	CT508 CT508K1	PS AC CA CA	AVX13X1450 AVX13X1525
<b>FRONTERA B (6B_)</b>							
2.2 DTI	09/02-	Y22DTH	88	2171		ALT, (-AC) ALT, (AC)	6PK1800 6PK1900
2.2 DTI (6B_ZC, 6B_VF, 6B_66, 6B_76)	10/98-09/02	X22DTH, Y22DTH	85	2171		ALT ALT, AC ALT, AC ONLY WITH VD1031	6PK1805 6PK1900 6PK1900D1 MS03 VD1031

**OPEL**



**OPEL**
**OPEL**
**FRONTERA B (6B\_)**

↩ 2.2 i (6B_ZC, 6B_VF, 6B_66, 6B_76)	10/98-	Y22SE, X22SE	100	2198	CT924 CT924K1	ALT, (-AC) ALT, (AC) CA CA	6PK1725 6PK1850
3.2 i (6B1VF, 6B1_6)	10/98-	6VD1, Y32NE	151	3165	CT852	ALT, (-AC) ALT, (AC) CA	6PK2040 6PK2285

**GT**

1.1	09/68-12/70	11SR	44	1078		ALT	AVX10X950
1.9	09/68-08/73	19S	66	1897		ALT, WP, FAN ALT, WP, FAN	AVX10X900 AVX10X950

**GT Cabriolet**

2.0	06/07-	Z20NH, LNF	194	1998		ALT	5PK1025
-----	--------	------------	-----	------	--	-----	---------

**INSIGNIA**

1.4	04/11-	A14NET	103	1364		ALT, (-AC) ALT, (AC)	5PK1212 5PK1397
1.4 LPG	07/12-	A14NET	103	1364		ALT, (-AC) ALT, (AC)	5PK1212 5PK1397
1.6	07/08-	A16XER	85	1598	CT1077 CT1077K1 CT1077WP1	PS ALT, (-AC) ALT, (AC) CA CA	4PK643 ELAST 6PK1453 6PK1555
1.6 Turbo	07/08-	A16LET	132	1598	CT1077 CT1077K1 CT1077WP1	PS ALT, (-AC) ALT, (AC) CA CA	4PK643 ELAST 6PK1453 6PK1555
1.8	07/08-	A18XER	103	1796	CT1077 CT1077K1 CT1077WP1	PS ALT, (-AC) ALT, (AC) CA CA	4PK643 ELAST 6PK1453 6PK1555
2.0 Biturbo CDTI	07/08-	A20DTR	140	1956		ALT	6PK1900
2.0 Biturbo CDTI 4x4	05/09-	A20DTR	140	1956		ALT	6PK1900
2.0 CDTI	07/08-	A20DTC, A20DTL	81	1956	CT1105 CT1105K1 CT1105WP1	ALT CA CA CA	6PK1900
		A20DTJ, A20DT	96		CT1105 CT1105K1 CT1105WP1	ALT CA CA CA	6PK1900
		A20DTH	118		CT1105 CT1105K1 CT1105WP1	ALT CA CA CA	6PK1900
2.0 Turbo	07/08-	A20NHT	162	1998		ALT	6PK1893
2.0 Turbo 4x4	07/08-	A20NHT	162	1998		ALT	6PK1893
2.8 V6 Turbo 4x4	07/08-	A28NET	191	2792		ALT	6PK2390
2.8 V6 Turbo OPC 4x4	07/09-	A28NER	239	2792		ALT	6PK2390

**INSIGNIA Sports Tourer**

1.4	09/11-	A14NET	103	1364		ALT, (-AC) ALT, (AC)	5PK1212 5PK1397
1.4 LPG	07/12-	A14NET	103	1364		ALT, (-AC) ALT, (AC)	5PK1212 5PK1397
1.6	07/08-	A16XER	85	1598	CT1077 CT1077K1 CT1077WP1	PS ALT, (-AC) ALT, (AC) CA CA	4PK643 ELAST 6PK1453 6PK1555
1.6 Turbo	01/09-	A16LET	132	1598	CT1077 CT1077K1 CT1077WP1	PS ALT, (-AC) ALT, (AC) CA CA	4PK643 ELAST 6PK1453 6PK1555
1.8	07/08-	A18XER	103	1796	CT1077 CT1077K1 CT1077WP1	PS ALT, (-AC) ALT, (AC) CA CA	4PK643 ELAST 6PK1453 6PK1555
2.0 Biturbo CDTI	07/08-	A20DTR	140	1956		ALT	6PK1900





<b>OPEL</b>							
<b>INSIGNIA Sports Tourer</b>							
↔ 2.0 Biturbo CDTI 4x4	07/08-	A20DTR	140	1956		ALT	6PK1900
2.0 CDTI	07/08-	A20DTC, A20DTL	81	1956	CT1105 CT1105K1 CT1105WP1	ALT CA CA CA	6PK1900
		A20DTJ, A20DT	96		CT1105 CT1105K1 CT1105WP1	ALT CA CA CA	6PK1900
		A20DTH	118		CT1105 CT1105K1 CT1105WP1	ALT CA CA CA	6PK1900
2.0 Turbo	07/08-	A20NHT	162	1998		ALT	6PK1893
2.0 Turbo 4x4	07/08-	A20NHT	162	1998		ALT	6PK1893
2.8 V6 Turbo 4x4	10/08-	A28NET	191	2792		ALT	6PK2390
2.8 V6 Turbo OPC 4x4	07/09-	A28NER	239	2792		ALT	6PK2390
<b>INSIGNIA Stufenheck</b>							
1.4	04/11-	A14NET	103	1364		ALT, (-AC) ALT, (AC)	5PK1212 5PK1397
1.4 LPG	07/12-	A14NET	103	1364		ALT, (-AC) ALT, (AC)	5PK1212 5PK1397
1.6	07/08-	A16XER	85	1598	CT1077 CT1077K1 CT1077WP1	PS ALT, (-AC) ALT, (AC) CA CA CA	4PK643 ELAST 6PK1453 6PK1555
1.6 Turbo	01/09-	A16LET	132	1598	CT1077 CT1077K1 CT1077WP1	PS ALT, (-AC) ALT, (AC) CA CA CA	4PK643 ELAST 6PK1453 6PK1555
1.8	07/08-	A18XER	103	1796	CT1077 CT1077K1 CT1077WP1	PS ALT, (-AC) ALT, (AC) CA CA CA	4PK643 ELAST 6PK1453 6PK1555
2.0 Biturbo CDTI	07/08-	A20DTR	140	1956		ALT	6PK1900
2.0 Biturbo CDTI 4x4	07/08-	A20DTR	140	1956		ALT	6PK1900
2.0 CDTI	07/08-	A20DTC, A20DTL	81	1956	CT1105 CT1105K1 CT1105WP1	ALT CA CA CA	6PK1900
		A20DTJ, A20DT	96		CT1105 CT1105K1 CT1105WP1	ALT CA CA CA	6PK1900
		A20DTH	118		CT1105 CT1105K1 CT1105WP1	ALT CA CA CA	6PK1900
2.0 Turbo	07/08-	A20NHT	162	1998		ALT	6PK1893
2.0 Turbo 4x4	07/08-	A20NHT	162	1998		ALT	6PK1893
2.8 V6 Turbo 4x4	07/08-	A28NET	191	2792		ALT	6PK2390
2.8 V6 Turbo OPC 4x4	07/09-	A28NER	239	2792		ALT	6PK2390
<b>KADETT A</b>							
1.0	09/62-08/65	10N	29	993		ALT ALT, MTR-NO 482386⇒ ALT, ⇒MTR-NO 482385	AVX10X900 AVX10X950 AVX10X975
1.0 S	09/62-08/65	10S	35	993		ALT ALT, MTR-NO 482386⇒ ALT, ⇒MTR-NO 482385	AVX10X900 AVX10X950 AVX10X975
<b>KADETT A Caravan</b>							
1.0 N	03/63-08/65	10N	29	993		ALT ALT, MTR-NO 482386⇒ ALT, ⇒MTR-NO 482385	AVX10X900 AVX10X950 AVX10X975
1.0 S	03/63-08/65	10S	35	993		ALT ALT, MTR-NO 482386⇒ ALT, ⇒MTR-NO 482385	AVX10X900 AVX10X950 AVX10X975
<b>KADETT A Coupe</b>							
1.0 S	10/63-08/65	10S	35	993		ALT ALT, MTR-NO 482386⇒ ALT, ⇒MTR-NO 482385	AVX10X900 AVX10X950 AVX10X975
<b>KADETT B</b>							
1.1	09/65-07/71	11N	33	1078		ALT	AVX10X950






**OPEL**
**OPEL**
**KADETT B**

↩	08/71-08/73		37			ALT	AVX10X950
1.1 S	09/65-07/71	11S	40	1078		ALT	AVX10X950
1.1 SR	11/66-07/71	11SR	44	1078		ALT	AVX10X950
1.2 S	08/71-08/73	12S	44	1196		ALT	AVX10X950

**KADETT B Caravan**

1.1	09/65-07/71	11N	33	1078		ALT	AVX10X950
	08/71-08/73		37			ALT	AVX10X950
	09/65-07/71	11S	40			ALT	AVX10X950
1.2	08/71-08/73	12S	44	1196		ALT	AVX10X950

**KADETT B Coupe**

1.1	09/65-07/71	11N	33	1078		ALT	AVX10X950
	08/71-08/73		37			ALT	AVX10X950
	09/65-07/71	11S	40			ALT	AVX10X950
	11/66-07/71	11SR	44			ALT	AVX10X950
1.2	08/71-08/73	12S	44	1196		ALT	AVX10X950
1.9	08/67-08/73	19S	66	1897		ALT	AVX10X900

**KADETT C**

1.0	01/74-07/79	10N	29	993		ALT	AVX10X950
1.2	08/73-04/77	12N	38	1196		ALT	AVX10X950
	08/73-07/79		40			ALT	AVX10X950
1.2 S	08/73-07/79	12S	44	1196		ALT	AVX10X950
1.6 S	05/77-07/79	16S	55	1584		ALT	AVX10X888

**KADETT C Caravan**

1.0	01/74-07/79	10N	29	993		ALT	AVX10X950
1.2	08/73-04/77	12N	38	1196		ALT	AVX10X950
	08/73-07/79		40			ALT	AVX10X950
1.2 S	08/73-07/79	12S	44	1196		ALT	AVX10X950
1.6 S	05/77-07/79	16S	55	1584		ALT	AVX10X888

**KADETT C City**

1.0	05/75-07/79	10N	29	993		ALT	AVX10X950
1.2	05/75-04/77	12N	38	1196		ALT	AVX10X950
	07/76-07/79		40			ALT	AVX10X950
1.2 S	08/73-07/79	12S	44	1196		ALT	AVX10X950
1.6 S	05/77-07/79	16S	55	1584		ALT	AVX10X888

**KADETT C Coupe**

1.0	01/74-07/79	10N	29	993		ALT	AVX10X950
1.2	08/73-04/77	12N	38	1196		ALT	AVX10X950
	08/73-07/79		40			ALT	AVX10X950
1.2 S	08/73-07/79	12S	44	1196		ALT	AVX10X950
1.6 S	05/77-07/79	16S	55	1584		ALT	AVX10X888
1.9 GT/E	09/75-07/77	19E	77	1897		ALT	AVX10X888
2.0 E Rallye	08/77-07/79	20E	81	1979		ALT	AVX10X888
2.0 GT/E	08/77-07/79	20EH	85	1979		ALT	AVX10X888

**KADETT D (31\_34\_, 41\_44\_)**

1.2	08/82-08/84	12ST	40	1196		ALT	AVX10X875
					CT526	CA	
	08/79-07/82	12N	39			ALT	AVX10X950
1.2 S	08/79-08/84	12S	44	1196		ALT	AVX10X950
1.3 N	08/79-08/84	13N	44	1297		ALT	AVX10X875
					CT504	CA	
					CT504WP1	CA	
1.3 S	08/79-08/84	13S	55	1297		ALT	AVX10X875
					CT504	CA	
					CT504WP1	CA	
1.6 D	03/82-08/84	16D	40	1598		ALT	AVX10X913
					CT529	CA	
					CT529K1	CA	
1.6 S	09/81-08/84	16SH	66	1598		ALT	AVX10X888
					CT720	CA	
1.8 GT/E	02/83-08/84	18E	85	1796		ALT	AVX10X888
					CT720	CA	

**KADETT D (32\_37\_39\_42)**

1.3 N	08/79-08/84	C13N	44	1297		ALT	AVX10X875
					CT504	CA	
					CT504WP1	CA	
1.3 S	08/79-08/84	13S	55	1297		ALT	AVX10X875
					CT504	CA	
					CT504WP1	CA	

**KADETT D Caravan (35\_36\_45\_46\_)**

1.2	08/79-07/82	12N	39	1196		ALT	AVX10X950
1.2 S	08/79-08/84	12S	44	1196		ALT	AVX10X950
1.3 N	08/79-08/84	13N	44	1297		ALT	AVX10X875
					CT504	CA	
					CT504WP1	CA	
1.3 S	08/79-08/84	13S	55	1297		ALT	AVX10X875
					CT504	CA	
					CT504WP1	CA	
1.6 D	03/82-08/84	16D	40	1598		ALT	AVX10X913





<b>OPEL</b>							
<b>KADETT D Caravan (35_, 36_, 45_, 46_)</b>							
					<b>CT529</b>	CA	
					<b>CT529K1</b>	CA	
1.6 S	09/81-08/84	16SH	66	1598		ALT	<b>AVX10X888</b>
					<b>CT720</b>	CA	
<b>KADETT E (39_, 49_)</b>							
1.2	09/84-07/86	12SC	40	1196		PS	<b>AVX10X763</b>
						ALT	<b>AVX10X950</b>
1.3 i KAT	09/85-08/91	C13N	44	1297		PS	<b>AVX10X763</b>
						ALT	<b>AVX10X875</b>
					<b>CT504</b>	CA	
					<b>CT504WP1</b>	CA	
1.3 N	09/84-08/89	13N, 13NB	44	1297		PS	<b>AVX10X763</b>
						ALT	<b>AVX10X875</b>
					<b>CT504</b>	CA	
					<b>CT504WP1</b>	CA	
1.3 S	09/84-08/87	13S	55	1297		PS	<b>AVX10X763</b>
						ALT	<b>AVX10X875</b>
					<b>CT504</b>	CA	
					<b>CT504WP1</b>	CA	
1.4 i	01/90-08/91	C14NZ	44	1389		ALT, OE-NO 90169081, 90006259	<b>AVX10X875</b>
						ALT, OE-NO 90183440, 90351803	<b>AVX10X913</b>
					<b>CT558</b>	CA, ⇒MTR-NO (14/25)02J22349, (C14/	
						C25)NZ19311737, (14/25)NV19307805	
					<b>CT558WP1</b>	CA, ⇒MTR-NO 19311737, 02J22349	
					<b>CT874</b>	CA, MTR-NO (C14/C25)NZ19311738⇒,	
						(14/25)02J22350⇒, (14/25)NV19307806⇒	
					<b>CT874K1</b>	CA, MTR-NO 19311738⇒	
					<b>CT874WP2</b>	CA, MTR-NO 19311738⇒	
1.4 S	01/90-08/91	14NV	55	1389		ALT, OE-NO 90006259, 90169081	<b>AVX10X875</b>
						ALT, OE-NO 90183440, 90351803	<b>AVX10X913</b>
					<b>CT558</b>	CA, ⇒MTR-NO 19307805, 02J22349	
					<b>CT558WP1</b>	CA, ⇒MTR-NO 19307805, 02J22349	
					<b>CT874</b>	CA, MTR-NO 19307806⇒, 02J22350⇒	
					<b>CT874K1</b>	CA, MTR-NO 19307806⇒, 02J22350⇒	
					<b>CT874WP2</b>	CA, MTR-NO 19307806⇒, 02J22350⇒	
1.5 TD	07/88-08/91	15DT (T4EC1)	53	1488		PS	<b>AVX10X950</b>
						ALT	<b>AVX13X925</b>
					<b>CT748</b>	CA	
					<b>CT748K4</b>	CA, ENGINE: Isuzu	
1.6 D	09/84-01/89	16D, 16DA	40	1598		PS, ⇒MTR-NO (14/25)503745, (AUTOM),	<b>AVX10X763</b>
						⇒MTR-NO (14/25)478630, (MANL)	
						PS, MTR-NO (14/25)503746⇒, (AUTOM),	<b>AVX10X813</b>
						MTR-NO (14/25)478631⇒, (MANL)	
						ALT	<b>AVX10X913</b>
					<b>CT529</b>	CA, ⇒MTR-NO (14/25)498630, (MANL),	
						⇒MTR-NO (14/25)503756, (AUTOM)	
					<b>CT529K1</b>	CA, MTR-CODE: 16D	
					<b>CT540</b>	CA, MTR-NO (14/25)498631⇒, (MANL),	
						MTR-NO (14/25)503757⇒, (AUTOM)	
					<b>CT540K1</b>	CA, MTR-CODE: 16DA	
					<b>CT540WP1</b>	CA, MTR-CODE: 16DA, (MANL), MTR-NO	
						14498631⇒	
					<b>CT540WP1</b>	MTR-CODE: 16DA, (AUTOM), MTR-NO	
						14503757⇒	
1.6 i	09/86-08/91	E16NZ	55	1598		ALT, PS	<b>5PK1010</b>
						ALT, PS	<b>5PK975</b>
						ALT, ⇒CH-NO H2517837	<b>AVX10X913</b>
						ALT, CH-NO H2517838⇒	<b>AVX10X925</b>
					<b>CT558</b>	CA, ⇒MTR-NO 02J22349	
					<b>CT558WP1</b>	CA, ⇒MTR-NO 02J22349	
					<b>CT874</b>	CA, MTR-NO 02J22350⇒	
					<b>CT874K1</b>	CA, MTR-NO 02J22350⇒	
					<b>CT874WP2</b>	CA, MTR-NO 02J22350⇒	
1.6 i KAT	09/86-08/91	C16LZ, C16NZ	55	1598		ALT, PS	<b>5PK1010</b>
						ALT, PS	<b>5PK975</b>
						ALT, ⇒CH-NO H2517837	<b>AVX10X913</b>
						ALT, CH-NO H2517838⇒	<b>AVX10X925</b>
					<b>CT558</b>	CA, ⇒MTR-NO 02J22349	
					<b>CT558WP1</b>	CA, ⇒MTR-NO 02J22349	
					<b>CT874</b>	CA, MTR-NO 02J22350⇒	
					<b>CT874K1</b>	CA, MTR-NO 02J22350⇒	
					<b>CT874WP2</b>	CA, MTR-NO 02J22350⇒	
1.6 S	09/86-08/91	16SV	60	1598		ALT, PS	<b>5PK1010</b>
						ALT, PS	<b>5PK975</b>
						ALT, ⇒CH-NO H2517837	<b>AVX10X913</b>
						ALT, CH-NO H2517838⇒	<b>AVX10X925</b>
					<b>CT558</b>	CA, ⇒MTR-NO 02J22349	
					<b>CT558WP1</b>	CA, ⇒MTR-NO 02J22349	

**OPEL**



OPEL

**OPEL**

**KADETT E (39\_, 49\_)**

					<b>CT874</b> <b>CT874K1</b> <b>CT874WP2</b>	CA, MTR-NO 02J22350⇒ CA, MTR-NO 02J22350⇒ CA, MTR-NO 02J22350⇒	
	09/84-08/86	16SH	66			PS ALT ALT, (PS) CA	<b>AVX10X763</b> <b>AVX10X888</b> <b>AVX10X925</b>
1.7 D	02/89-08/91	17D	42	1700	<b>CT720</b>	PS ALT CA, ⇒MTR-NO 14363650 CA, ENGINE: Opel, ⇒MTR-NO 14363650 CA, ENGINE: Opel, ⇒MTR-NO 14333430	<b>AVX10X813</b> <b>AVX10X913</b>
1.8	09/87-08/90	18E	84	1796	<b>CT720</b>	PS ALT ALT CA	<b>AVX10X800</b> <b>AVX10X888</b> <b>AVX10X925</b>
1.8 i	10/85-08/86	C18NE	74	1796	<b>CT720</b>	PS ALT CA	<b>AVX10X763</b> <b>AVX10X925</b>
	09/90-08/91	C18NT, C18NZ	66		<b>CT720</b> <b>CT866</b> <b>CT866K1</b>	PS ALT CA, MTR-CODE: C18NT CA, MTR-CODE: C18NZ CA, MTR-CODE: C18NZ	<b>AVX10X800</b> <b>AVX10X925</b>
1.8 S	09/87-08/91	E18NV	62	1798	<b>CT720</b> <b>CT720WP1</b>	PS ALT CA CA	<b>AVX10X800</b> <b>AVX10X925</b>
2.0 i	03/87-08/91	20NE	85	1998	<b>CT720</b> <b>CT720WP1</b>	PS ALT CA CA	<b>AVX10X800</b> <b>AVX10X925</b>
2.0 i KAT	03/87-08/91	C20NE	85	1998	<b>CT720</b> <b>CT720WP1</b>	PS ALT CA CA	<b>AVX10X800</b> <b>AVX10X925</b>

**KADETT E Cabriolet (43B\_)**

1.3 S	03/87-02/93	13S	55	1297	<b>CT504</b> <b>CT504WP1</b>	PS ALT CA CA	<b>AVX10X763</b> <b>AVX10X875</b>
1.4 i	01/90-08/91	C14NZ	44	1389	<b>CT558</b> <b>CT558WP1</b> <b>CT874</b> <b>CT874K1</b> <b>CT874WP2</b>	ALT, OE-NO 90169081, 90006259 ALT, OE-NO 90183440, 90351803 CA, ⇒MTR-NO (14/25)02J22349, (C14/C25)NZ19311737, (14/25)NV19307805 CA, ⇒MTR-NO 19311737, 02J22349 CA, MTR-NO (C14/C25)NZ19311738⇒, (14/25)02J22350⇒, (14/25)NV19307806⇒ CA, MTR-NO 19311738⇒ CA, MTR-NO 19311738⇒	<b>AVX10X875</b> <b>AVX10X913</b>
1.4 S	08/90-02/93	14NV	55	1389	<b>CT558</b> <b>CT558WP1</b> <b>CT874</b> <b>CT874K1</b> <b>CT874WP2</b>	ALT, OE-NO 90006259, 90169081 ALT, OE-NO 90183440, 90351803 CA, ⇒MTR-NO 19307805, 02J22349 CA, ⇒MTR-NO 19307805, 02J22349 CA, MTR-NO 19307806⇒, 02J22350⇒ CA, MTR-NO 19307806⇒, 02J22350⇒	<b>AVX10X875</b> <b>AVX10X913</b>
1.6 i	07/89-02/93	16SV	60	1598	<b>CT558</b> <b>CT558WP1</b> <b>CT874</b> <b>CT874K1</b> <b>CT874WP2</b>	ALT, PS ALT, PS ALT, ⇒CH-NO H2517837 ALT, CH-NO H2517838⇒ CA, ⇒MTR-NO 02J22349 CA, ⇒MTR-NO 02J22349 CA, MTR-NO 02J22350⇒ CA, MTR-NO 02J22350⇒ CA, MTR-NO 02J22350⇒	<b>5PK1010</b> <b>5PK975</b> <b>AVX10X913</b> <b>AVX10X925</b>
	10/86-02/93	E16NZ	55		<b>CT558</b> <b>CT558WP1</b> <b>CT874</b> <b>CT874K1</b> <b>CT874WP2</b>	ALT, PS ALT, PS ALT, ⇒CH-NO H2517837 ALT, CH-NO H2517838⇒ CA, ⇒MTR-NO 02J22349 CA, ⇒MTR-NO 02J22349 CA, MTR-NO 02J22350⇒ CA, MTR-NO 02J22350⇒ CA, MTR-NO 02J22350⇒	<b>5PK1010</b> <b>5PK975</b> <b>AVX10X913</b> <b>AVX10X925</b>
1.6 i KAT	10/87-02/93	C16LZ, C16NZ	55	1598	<b>CT558</b> <b>CT558WP1</b> <b>CT874</b> <b>CT874K1</b> <b>CT874WP2</b>	ALT, PS ALT, PS ALT, ⇒CH-NO H2517837	<b>5PK1010</b> <b>5PK975</b> <b>AVX10X913</b>





<b>OPEL</b>							
<b>KADETT E Cabriolet (43B_)</b>							
					<b>CT558</b> <b>CT558WP1</b> <b>CT874</b> <b>CT874K1</b> <b>CT874WP2</b>	ALT, CH-NO H2517838⇒ CA, ⇒MTR-NO 02J22349 CA, ⇒MTR-NO 02J22349 CA, MTR-NO 02J22350⇒ CA, MTR-NO 02J22350⇒ CA, MTR-NO 02J22350⇒	<b>AVX10X925</b>
2.0 i	10/86-02/93	20NE	85	1998	<b>CT720</b> <b>CT720WP1</b>	PS ALT CA CA	<b>AVX10X800</b> <b>AVX10X925</b>
2.0 i KAT	10/86-02/93	C20NE	85	1998	<b>CT720</b> <b>CT720WP1</b> <b>CT866K1</b>	PS ALT CA CA CA, MTR-NO 14608701⇒	<b>AVX10X800</b> <b>AVX10X925</b>
<b>KADETT E Caravan (35_, 36_, 45_, 46_)</b>							
1.2	09/84-07/86	12SC	40	1196		PS ALT	<b>AVX10X763</b> <b>AVX10X950</b>
1.3 i KAT	09/85-08/91	C13N	44	1297	<b>CT504</b> <b>CT504WP1</b>	PS ALT CA CA	<b>AVX10X763</b> <b>AVX10X875</b>
1.3 N	09/84-08/91	13N	44	1297	<b>CT504</b> <b>CT504WP1</b>	PS ALT CA CA	<b>AVX10X763</b> <b>AVX10X875</b>
1.3 S	09/84-08/87	13S	55	1297	<b>CT504</b> <b>CT504WP1</b>	PS ALT CA CA	<b>AVX10X763</b> <b>AVX10X875</b>
1.4 i	01/90-08/91	C14NZ	44	1389	<b>CT558</b> <b>CT558WP1</b> <b>CT874</b> <b>CT874K1</b> <b>CT874WP2</b>	ALT, OE-NO 90169081, 90006259 ALT, OE-NO 90183440, 90351803 CA, ⇒MTR-NO (14/25)02J22349, (C14/ C25)NZ19311737, (14/25)NV19307805 CA, ⇒MTR-NO 19311737, 02J22349 CA, MTR-NO (C14/C25)NZ19311738⇒, (14/25)02J22350⇒, (14/25)NV19307806⇒ CA, MTR-NO 19311738⇒ CA, MTR-NO 19311738⇒	<b>AVX10X875</b> <b>AVX10X913</b>
1.4 S	01/90-08/91	14NV	55	1389	<b>CT558</b> <b>CT558WP1</b> <b>CT874</b> <b>CT874K1</b> <b>CT874WP2</b>	ALT, OE-NO 90006259, 90169081 ALT, OE-NO 90183440, 90351803 CA, ⇒MTR-NO 19307805, 02J22349 CA, ⇒MTR-NO 19307805, 02J22349 CA, MTR-NO 19307806⇒, 02J22350⇒ CA, MTR-NO 19307806⇒, 02J22350⇒ CA, MTR-NO 19307806⇒, 02J22350⇒	<b>AVX10X875</b> <b>AVX10X913</b>
1.5 TD	07/88-08/91	15DT (T4EC1)	53	1488	<b>CT748</b> <b>CT748K4</b>	PS ALT CA CA, ENGINE: Isuzu	<b>AVX10X950</b> <b>AVX13X925</b>
1.6	09/86-08/91	16SV	60	1598	<b>CT558</b> <b>CT558WP1</b> <b>CT874</b> <b>CT874K1</b> <b>CT874WP2</b>	ALT, PS ALT, PS ALT, ⇒CH-NO H2517837 ALT, CH-NO H2517838⇒ CA, ⇒MTR-NO 02J22349 CA, ⇒MTR-NO 02J22349 CA, MTR-NO 02J22350⇒ CA, MTR-NO 02J22350⇒ CA, MTR-NO 02J22350⇒	<b>5PK1010</b> <b>5PK975</b> <b>AVX10X913</b> <b>AVX10X925</b>
1.6 D	09/84-01/89	16D, 16DA	40	1598	<b>CT529</b> <b>CT529</b> <b>CT529K1</b> <b>CT540</b> <b>CT540</b> <b>CT540K1</b> <b>CT540WP1</b> <b>CT540WP1</b>	PS, ⇒MTR-NO (14/25)503745, (AUTOM), ⇒MTR-NO (14/25)478630, (MANL) PS, MTR-NO (14/25)503746⇒, (AUTOM), MTR-NO (14/25)478631⇒, (MANL) ALT CA, ⇒MTR-NO (14/25)498630, (MANL) CA, ⇒MTR-NO (14/25)503756, (AUTOM) CA, MTR-CODE: 16D CA, MTR-NO (14/25)498631⇒, (MANL) CA, MTR-NO (14/25)503757⇒, (AUTOM) CA, MTR-CODE: 16DA CA, MTR-CODE: 16DA, (MANL), MTR-NO 14498631⇒ MTR-CODE: 16DA, (AUTOM), MTR-NO 14503757⇒	<b>AVX10X763</b> <b>AVX10X813</b> <b>AVX10X913</b>
1.6 i	09/86-08/91	E16NZ	55	1598		ALT, PS ALT, PS ALT, ⇒CH-NO H2517837 ALT, CH-NO H2517838⇒	<b>5PK1010</b> <b>5PK975</b> <b>AVX10X913</b> <b>AVX10X925</b>

**OPEL**



## OPEL

### KADETT E Caravan (35\_, 36\_, 45\_, 46\_)

					<b>CT558</b> <b>CT558WP1</b> <b>CT874</b> <b>CT874K1</b> <b>CT874WP2</b>	CA, ⇒MTR-NO 02J22349 CA, ⇒MTR-NO 02J22349 CA, MTR-NO 02J22350⇒ CA, MTR-NO 02J22350⇒ CA, MTR-NO 02J22350⇒		
1.6 i KAT	09/86-08/91	C16LZ, C16NZ	55	1598	<b>CT558</b> <b>CT558WP1</b> <b>CT874</b> <b>CT874K1</b> <b>CT874WP2</b>	ALT, PS ALT, PS ALT, ⇒CH-NO H2517837 ALT, CH-NO H2517838⇒ CA, ⇒MTR-NO 02J22349 CA, ⇒MTR-NO 02J22349 CA, MTR-NO 02J22350⇒ CA, MTR-NO 02J22350⇒ CA, MTR-NO 02J22350⇒	<b>5PK1010</b> <b>5PK975</b> <b>AVX10X913</b> <b>AVX10X925</b>	
1.6 S	09/84-08/86	16SH	66	1598	<b>CT720</b>	PS ALT ALT, (PS) CA	<b>AVX10X763</b> <b>AVX10X888</b> <b>AVX10X925</b>	
1.7 D	02/89-08/91	17D	42	1700	<b>CT540</b> <b>CT540K1</b> <b>CT540WP1</b>	PS ALT CA, ⇒MTR-NO 14363650 CA, ENGINE: Opel, ⇒MTR-NO 14363650 CA, ENGINE: Opel, ⇒MTR-NO 14363650	<b>AVX10X813</b> <b>AVX10X913</b>	
1.8 E	10/85-08/86	C18NE	74	1796	<b>CT720</b>	PS ALT CA	<b>AVX10X763</b> <b>AVX10X925</b>	
1.8 i	06/85-08/91	C18NT, C18NZ	66	1796	<b>CT720</b> <b>CT866</b> <b>CT866K1</b>	PS ALT CA, MTR-CODE: C18NT CA, MTR-CODE: C18NZ CA, MTR-CODE: C18NZ	<b>AVX10X800</b> <b>AVX10X925</b>	
1.8 S	09/87-08/91	E18NV	62	1796	<b>CT720</b> <b>CT720WP1</b>	PS ALT CA CA	<b>AVX10X800</b> <b>AVX10X925</b>	
2.0 i	09/87-08/91	20NE	85	1998	<b>CT720</b> <b>CT720WP1</b>	PS ALT CA CA	<b>AVX10X800</b> <b>AVX10X925</b>	
2.0 i KAT	09/87-08/91	C20NE	85	1998	<b>CT720</b> <b>CT720WP1</b>	PS ALT CA CA	<b>AVX10X800</b> <b>AVX10X925</b>	
<b>KADETT E CC (33_, 34_, 43_, 44_)</b>								
1.2	09/84-07/86	12SC	40	1196	<b>CT526</b>	PS ALT CA	<b>AVX10X763</b> <b>AVX10X950</b>	
1.3 i KAT	09/85-08/91	C13N	44	1297	<b>CT504</b> <b>CT504WP1</b>	PS ALT CA CA	<b>AVX10X763</b> <b>AVX10X875</b>	
1.3 N	09/84-08/91	13N, 13NB	44	1297	<b>CT504</b> <b>CT504WP1</b>	PS ALT CA CA	<b>AVX10X763</b> <b>AVX10X875</b>	
1.3 S	09/84-08/87	13S	55	1297	<b>CT504</b> <b>CT504WP1</b>	PS ALT CA CA	<b>AVX10X763</b> <b>AVX10X875</b>	
1.4 i	01/90-08/91	C14NZ	44	1389	<b>CT558</b> <b>CT558WP1</b> <b>CT874</b> <b>CT874K1</b> <b>CT874WP2</b>	ALT, OE-NO 90169081, 90006259 ALT, OE-NO 90183440, 90351803 CA, ⇒MTR-NO (14/25)02J22349, (C14/ C25)NZ19311737, (14/25)NV19307805 CA, ⇒MTR-NO 19311737, 02J22349 CA, MTR-NO (C14/C25)NZ19311738⇒, (14/25)02J22350⇒, (14/25)NV19307806⇒ CA, MTR-NO 19311738⇒ CA, MTR-NO 19311738⇒	<b>AVX10X875</b> <b>AVX10X913</b>	
1.4 S	09/89-08/91	C14SE	60	1389	<b>CT558</b> <b>CT558WP1</b> <b>CT874</b> <b>CT874K1</b> <b>CT874WP2</b>	ALT CA, ⇒MTR-NO 19311737 CA, ⇒MTR-NO 19311737 CA, MTR-NO 19311738⇒ CA, MTR-NO 19311738⇒ CA, MTR-NO 19311738⇒	<b>AVX10X875</b>	
	01/90-08/91	14NV	55		<b>CT558</b> <b>CT558WP1</b>	ALT, OE-NO 90006259, 90169081 ALT, OE-NO 90183440, 90351803 CA, ⇒MTR-NO 19307805, 02J22349 CA, ⇒MTR-NO 19307805, 02J22349	<b>AVX10X875</b> <b>AVX10X913</b>	





## OPEL

### KADETT E CC (33\_, 34\_, 43\_, 44\_) ↩

					<b>CT874</b> <b>CT874K1</b> <b>CT874WP2</b>	CA, MTR-NO 19307806⇒, 02J22350⇒ CA, MTR-NO 19307806⇒, 02J22350⇒ CA, MTR-NO 19307806⇒, 02J22350⇒	
1.5 TD	07/88-08/91	15DT (T4EC1)	53	1488	<b>CT748</b> <b>CT748K4</b>	PS ALT CA CA, ENGINE: Isuzu	<b>AVX10X950</b> <b>AVX13X925</b>
1.6 D	09/84-01/89	16D, 16DA	40	1598	<b>CT529</b> <b>CT529K1</b> <b>CT540</b> <b>CT540K1</b> <b>CT540WP1</b> <b>CT540WP1</b>	PS, ⇒MTR-NO (14/25)503745, (AUTOM), ⇒MTR-NO (14/25)478630, (MANL) PS, MTR-NO (14/25)503746⇒, (AUTOM), MTR-NO (14/25)478631⇒, (MANL) ALT CA, ⇒MTR-NO (14/25)498630, (MANL), ⇒MTR-NO (14/25)503756, (AUTOM) CA, MTR-CODE: 16D CA, MTR-NO (14/25)498631⇒, (MANL), MTR-NO (14/25)503757⇒, (AUTOM) CA, MTR-CODE: 16DA CA, MTR-CODE: 16DA, (MANL), MTR-NO 14498631⇒ MTR-CODE: 16DA, (AUTOM), MTR-NO 14503757⇒	<b>AVX10X763</b> <b>AVX10X813</b> <b>AVX10X913</b>
1.6 i	09/86-08/91	E16NZ	55	1598	<b>CT558</b> <b>CT558WP1</b> <b>CT874</b> <b>CT874K1</b> <b>CT874WP2</b>	ALT, PS ALT, PS ALT, ⇒CH-NO H2517837 ALT, CH-NO H2517838⇒ CA, ⇒MTR-NO 02J22349 CA, ⇒MTR-NO 02J22349 CA, MTR-NO 02J22350⇒ CA, MTR-NO 02J22350⇒ CA, MTR-NO 02J22350⇒	<b>5PK1010</b> <b>5PK975</b> <b>AVX10X913</b> <b>AVX10X925</b>
1.6 i KAT	09/86-08/91	C16LZ, C16NZ	55	1598	<b>CT558</b> <b>CT558WP1</b> <b>CT874</b> <b>CT874K1</b> <b>CT874WP2</b>	ALT, PS ALT, PS ALT, ⇒CH-NO H2517837 ALT, CH-NO H2517838⇒ CA, ⇒MTR-NO 02J22349 CA, ⇒MTR-NO 02J22349 CA, MTR-NO 02J22350⇒ CA, MTR-NO 02J22350⇒ CA, MTR-NO 02J22350⇒	<b>5PK1010</b> <b>5PK975</b> <b>AVX10X913</b> <b>AVX10X925</b>
1.6 S	09/86-08/91	16SV	60	1598	<b>CT558</b> <b>CT558WP1</b> <b>CT874</b> <b>CT874K1</b> <b>CT874WP2</b>	ALT, PS ALT, PS ALT, ⇒CH-NO H2517837 ALT, CH-NO H2517838⇒ CA, ⇒MTR-NO 02J22349 CA, ⇒MTR-NO 02J22349 CA, MTR-NO 02J22350⇒ CA, MTR-NO 02J22350⇒ CA, MTR-NO 02J22350⇒	<b>5PK1010</b> <b>5PK975</b> <b>AVX10X913</b> <b>AVX10X925</b>
	09/84-08/86	16SH	66		<b>CT558</b> <b>CT558WP1</b> <b>CT874</b>	ALT, PS ALT, PS ALT, ⇒CH-NO H2517837 ALT, CH-NO H2517838⇒ CA, ⇒MTR-NO 1602J22349 CA, ⇒MTR-NO 1602J22349 CA, MTR-NO 1602J22350⇒	<b>5PK1010</b> <b>5PK975</b> <b>AVX10X913</b> <b>AVX10X925</b>
1.7 D	02/89-08/91	17D	42	1700	<b>CT540</b> <b>CT540K1</b> <b>CT540WP1</b>	PS ALT CA, ⇒MTR-NO 14363650 CA, ENGINE: Opel, ⇒MTR-NO 14363650 CA, ENGINE: Opel, ⇒MTR-NO 14333430	<b>AVX10X813</b> <b>AVX10X913</b>
1.8 E	10/85-08/86	C18NE	74	1796	<b>CT720</b>	PS ALT CA	<b>AVX10X763</b> <b>AVX10X925</b>
1.8 GSI	09/84-08/86	18E	85	1796	<b>CT720</b> <b>CT720WP1</b>	PS ALT CA CA, MTR-NO 14056061⇒, ⇒MTR-NO 14270600	<b>AVX10X800</b> <b>AVX10X888</b>
1.8 i	06/85-08/91	C18NT, C18NZ, S18NV	66	1796	<b>CT720</b> <b>CT866</b> <b>CT866K1</b>	PS ALT CA, MTR-CODE: C18NT, S18NV CA, MTR-CODE: C18NZ CA, MTR-CODE: C18NZ	<b>AVX10X800</b> <b>AVX10X925</b>
1.8 S	09/87-08/91	E18NV, S18NV	62	1796	<b>CT720</b> <b>CT720WP1</b>	PS ALT CA CA	<b>AVX10X800</b> <b>AVX10X925</b>



**OPEL**

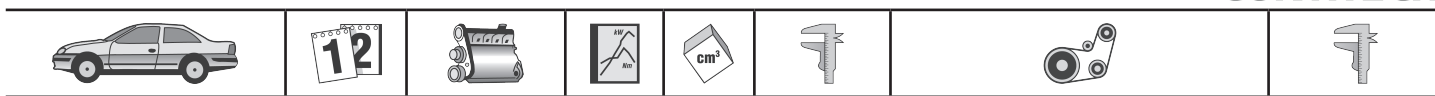
**KADETT E CC (33\_, 34\_, 43\_, 44\_)**

↔ 2.0 GSI	09/86-08/91	20NE	85	1998	PS ALT CA CA	AVX10X800 AVX10X925
		20SEH	95		CT720 CT720WP1 PS ALT CA CA	AVX10X800 AVX10X925
2.0 GSI 16V	12/87-08/91	20XE	115	1998	PS ALT AC CA, ⇨MTR-NO 14142838 CA, ⇨MTR-NO 14142838 CA, MTR-NO 14142839⇨ CA, MTR-NO 14142839⇨	AVX10X788 AVX10X913 AVX13X875
	03/88-08/91	20XEJ	110		CT724 CT724K1 CT871 CT871K1 PS ALT AC CA, ⇨MTR-NO (14/25)142838 CA, ⇨MTR-NO 14142838 CA, MTR-NO (14/25)142839⇨ CA, MTR-NO 14142839⇨	AVX10X788 AVX10X913 AVX13X875
2.0 GSI 16V KAT	03/88-08/91	C20XE	110	1998	PS ALT AC CA, ⇨MTR-NO 14142838 CA, ⇨MTR-NO 14142838 CA, MTR-NO 14142839⇨ CA, MTR-NO 14142839⇨	AVX10X788 AVX10X913 AVX13X875
2.0 GSI KAT	09/86-08/91	C20NE	85	1998	PS ALT CA CA	AVX10X800 AVX10X925
					CT720 CT720WP1	

**KADETT E Combo (38\_, 48\_)**

1.3 N	01/86-12/89	13N	44	1297	PS ALT CA CA	AVX10X763 AVX10X875
					CT504 CT504WP1	
1.3 S	01/86-12/89	13S	55	1297	PS ALT CA CA	AVX10X763 AVX10X875
					CT504 CT504WP1	
1.4 i	08/91-07/94	C14NZ	44	1389	ALT CA CA, MTR-NO 19307806⇨ CA, MTR-NO 19311738⇨	AVX10X913
					CT874 CT874K1 CT874WP2	
1.4 S	07/89-08/91	14NV	55	1389	ALT, OE-NO 90006259, 90169081 ALT, OE-NO 90183440, 90351803 CA, ⇨MTR-NO 19307805, 02J22349 CA, ⇨MTR-NO 19307805, 02J22349 CA, MTR-NO 19307806⇨, 02J22350⇨ CA, MTR-NO 19307806⇨, 02J22350⇨ CA, MTR-NO 19307806⇨, 02J22350⇨	AVX10X875 AVX10X913
					CT558 CT558WP1 CT874 CT874K1 CT874WP2	
1.6	09/86-12/91	16SV	60	1598	ALT, PS ALT, PS ALT, ⇨CH-NO H2517837 ALT, CH-NO H2517838⇨ CA, ⇨MTR-NO 02J22349 CA, ⇨MTR-NO 02J22349 CA, MTR-NO 02J22350⇨ CA, MTR-NO 02J22350⇨ CA, MTR-NO 02J22350⇨	5PK1010 5PK975 AVX10X913 AVX10X925
					CT558 CT558WP1 CT874 CT874K1 CT874WP2	
1.6 D	01/86-12/89	16DA	40	1598	PS, ⇨MTR-NO (14/25)503745, (AUTOM), ⇨MTR-NO (14/25)478630, (MANL) PS, MTR-NO (14/25)503746⇨, (AUTOM), MTR-NO (14/25)478631⇨, (MANL) ALT	AVX10X763 AVX10X813 AVX10X913
					CT529 CT540 CA, ⇨MTR-NO (14/25)498630, (MANL), ⇨MTR-NO (14/25)503756, (AUTOM) CA, MTR-NO (14/25)498631⇨, (MANL), MTR-NO (14/25)503757⇨, (AUTOM) CA, (MANL), MTR-NO 14498631⇨ (AUTOM), MTR-NO 14503757⇨ CA, (MANL), MTR-NO 14498631⇨ (AUTOM), MTR-NO 14503757⇨	
1.6 i	08/91-07/94	C16NZ	55	1598	ALT, PS ALT, PS ALT, ⇨CH-NO H2517837	5PK1010 5PK975 AVX10X913
					CT540K1 CT540K1 CT540WP1 CT540WP1	





## OPEL

### KADETT E Combo (38\_, 48\_)

					<b>CT558</b> <b>CT558WP1</b> <b>CT874</b> <b>CT874K1</b> <b>CT874WP2</b>	ALT, CH-NO H2517838⇒ CA, ⇒MTR-NO 02J22349 CA, ⇒MTR-NO 02J22349 CA, MTR-NO 02J22350⇒ CA, MTR-NO 02J22350⇒ CA, MTR-NO 02J22350⇒	<b>AVX10X925</b>
1.7 D	07/92-07/94	17DR	44	1700		PS, (MANL) PS, (AUTOM) AC ALT CA, ⇒MTR-NO (14/25)363651 CA, MTR-NO (14/25)363652⇒ CA, ENGINE: Opel	<b>AVX10X813</b> <b>AVX10X825</b> <b>AVX10X875</b> <b>AVX10X913</b>
	01/89-07/94	17D	42		<b>CT540</b> <b>CT871</b> <b>CT871K2</b>	PS ALT CA, ⇒MTR-NO 14363650 CA, ENGINE: Opel, ⇒MTR-NO 14363650 CA, ENGINE: Opel, ⇒MTR-NO 14363650	<b>AVX10X813</b> <b>AVX10X913</b>

### KADETT E Kasten (37\_, 47\_)

1.2	09/84-07/86	12SC	40	1196		PS ALT	<b>AVX10X763</b> <b>AVX10X950</b>
1.3 N	09/84-07/89	13N, 13NB	44	1297		ALT CA CA	<b>AVX10X875</b>
1.4 i	01/90-08/91	C14NZ	44	1389	<b>CT504</b> <b>CT504WP1</b> <b>CT874</b> <b>CT874K1</b> <b>CT874WP2</b>	CA CA, MTR-NO 19311739⇒ CA, MTR-NO 19311739⇒	
1.6 D	08/84-08/88	16D, 16DA	40	1598		PS, ⇒MTR-NO (14/25)503745, (AUTOM), ⇒MTR-NO (14/25)478630, (MANL) PS, MTR-NO (14/25)503746⇒, (AUTOM), MTR-NO (14/25)478631⇒, (MANL) ALT CA, ⇒MTR-NO (14/25)498630, (MANL), ⇒MTR-NO (14/25)503756, (AUTOM) CA, MTR-CODE: 16D CA, MTR-NO (14/25)498631⇒, (MANL), MTR-NO (14/25)503757⇒, (AUTOM) CA, MTR-CODE: 16DA, (MANL), MTR-NO 14498631⇒ MTR-CODE: 16DA, (AUTOM), MTR-NO 14503757⇒ CA, MTR-CODE: 16DA, (MANL), MTR-NO 14498631⇒ MTR-CODE: 16DA, (AUTOM), MTR-NO 14503757⇒	<b>AVX10X763</b> <b>AVX10X813</b> <b>AVX10X913</b>
1.6 i	08/89-09/93	C16NZ	55	1598		ALT, PS ALT, PS ALT, ⇒CH-NO H2517837 ALT, CH-NO H2517838⇒ CA, ⇒MTR-NO 02J22349 CA, ⇒MTR-NO 02J22349 CA, MTR-NO 02J22350⇒ CA, MTR-NO 02J22350⇒ CA, MTR-NO 02J22350⇒	<b>5PK1010</b> <b>5PK975</b> <b>AVX10X913</b> <b>AVX10X925</b>
1.7 D	08/88-09/92	17D	42	1700	<b>CT558</b> <b>CT558WP1</b> <b>CT874</b> <b>CT874K1</b> <b>CT874WP2</b>	PS ALT CA, ⇒MTR-NO 14363650 CA, ENGINE: Opel, ⇒MTR-NO 14363650 CA, ENGINE: Opel, ⇒MTR-NO 14363650	<b>AVX10X813</b> <b>AVX10X913</b>

### KAPITÄN

P 2.6	05/58-12/63		66	2605		DYN, WP, FAN	<b>AVX10X975</b>
-------	-------------	--	----	------	--	--------------	------------------

### MANTA A (58\_, 59\_)

1.2	04/72-08/75	12S	44	1196		ALT	<b>AVX10X950</b>
1.6	02/75-08/75	16N	44	1584		ALT AC ALT ALT	<b>AVX10X888</b> <b>AVX10X888</b> <b>AVX10X900</b>
	09/70-08/75		50			ALT AC ALT	<b>AVX10X888</b> <b>AVX10X888</b> <b>AVX10X900</b>
	02/75-08/75	16S	55			ALT AC ALT	<b>AVX10X888</b> <b>AVX10X888</b> <b>AVX10X900</b>
1.6 S	09/70-08/75	16S	59	1584		ALT AC ALT	<b>AVX10X888</b> <b>AVX10X888</b> <b>AVX10X900</b>
1.9 GT/E	02/74-08/75	19E	77	1897		ALT AC ALT	<b>AVX10X888</b> <b>AVX10X888</b> <b>AVX10X900</b>


**OPEL**




**OPEL**
**OPEL**
**MANTA A (58\_, 59\_)**

↔ 1.9 S	09/70-08/75	19S	65	1897		ALT AC ALT	AVX10X888 AVX10X888 AVX10X900
			66			ALT AC ALT	AVX10X888 AVX10X888 AVX10X900

**MANTA B (58\_, 59\_)**

1.2 S	09/75-02/79	12S	44	1196		ALT	AVX10X950
1.3 N	03/79-12/80	13N	44	1297		ALT	AVX10X950
					<b>CT504</b> <b>CT504WP1</b>	CA CA	
1.3 S	08/81-08/86	13S	55	1297		ALT	AVX10X950
					<b>CT504</b> <b>CT504WP1</b>	CA CA	
1.6 N	09/75-12/80	16N	44	1584		ALT AC ALT	AVX10X888 AVX10X888 AVX10X900
1.6 S	09/75-12/81	16S	55	1584		ALT AC ALT	AVX10X888 AVX10X888 AVX10X900
1.8 S	07/82-08/87	18S	66	1796		ALT	AVX10X970
					<b>CT639</b> <b>CT720</b>	DIS CA	
1.9 E	09/75-08/77	19E	77	1897		ALT AC ALT	AVX10X888 AVX10X888 AVX10X900
1.9 N	08/76-12/81	19N	55	1897		ALT AC ALT	AVX10X888 AVX10X888 AVX10X900
1.9 S	09/75-12/80	19S	66	1897		ALT AC ALT	AVX10X888 AVX10X888 AVX10X900
2.0	08/77-12/80	20N	66	1979		ALT AC ALT	AVX10X888 AVX10X888 AVX10X900
2.0 E	08/77-08/88	20E	81	1979		ALT AC ALT	AVX10X888 AVX10X888 AVX10X900
2.0 S	08/77-08/84	20S	74	1979		ALT AC ALT	AVX10X888 AVX10X888 AVX10X900

**MANTA B CC (53\_, 55\_)**

1.3 N	03/79-12/80	13N	44	1297		ALT	AVX10X950
					<b>CT504</b> <b>CT504WP1</b>	CA CA	
1.3 S	08/79-08/86	13S	55	1297		ALT	AVX10X950
					<b>CT504</b> <b>CT504WP1</b>	CA CA	
1.6 N	09/75-12/80	16N	44	1584		ALT AC ALT	AVX10X888 AVX10X888 AVX10X900
1.8 S	07/82-08/87	18S	66	1796		ALT	AVX10X970
					<b>CT639</b> <b>CT720</b>	DIS CA	
1.9 N	08/76-12/81	19N	55	1897		ALT AC ALT	AVX10X888 AVX10X888 AVX10X900
2.0	08/77-12/80	20N	66	1979		ALT AC ALT	AVX10X888 AVX10X888 AVX10X900
2.0 E	08/77-08/88	20E	81	1979		ALT AC ALT	AVX10X888 AVX10X888 AVX10X900
2.0 S	08/77-08/84	20S	74	1979		ALT AC ALT	AVX10X888 AVX10X888 AVX10X900

**MERIVA**

1.3 CDTI	09/03-05/10	Z13DTJ	55	1248		ALT, (-AC) ALT, (AC) ALT, (Valeo), OE-NO 13117278, 13283343, FOR ALT: 70A, OE-NO 13117279, 13283344, FOR ALT: 100A	6PK1180 6PK1318 AP9035
	04/05-05/10	Z13DT, Y13DT	51			ALT ALT, AC ALT, (Valeo), OE-NO 13117278, 13283343, FOR ALT: 70A, OE-NO 13117279, 13283344, FOR ALT: 100A	6PK1180 6PK1318 AP9035
1.4 16V Twinport	07/04-05/10	Z14XEP	66	1364		ALT, (-AC)	5PK1230





# OPEL

## MERIVA

1.6	05/03-05/10	Z16SE	64	1598	<b>CT874</b> <b>CT874K1</b> <b>CT874WP1</b>	ALT, (AC), ⇒CH-NO 44001048 ALT, (AC), CH-NO 44001049⇒ ALT, AC ALT, (-AC) CA CA, MTR-CODE: Z16SE CA, MTR-CODE: Z16SE	5PK1355 5PK1370 5PK1212 5PK940
	01/06-05/10	Z16XEP	77			<b>CT1077</b> <b>CT1077K1</b> <b>CT1077WP1</b>	ALT, (-AC) ALT, AC CA, MTR-CODE: Z16XEP, Z16LET CA CA
1.6 16V	05/03-05/10	Z16XE	74	1598	<b>CT975</b> <b>CT975K3</b> <b>CT975WP1</b>	ALT, (AC) ALT, (-AC) CA CA CA	5PK1212 5PK940
1.6 Turbo	09/05-05/10	Z16LET	132	1598		<b>CT1077</b> <b>CT1077K1</b> <b>CT1077WP1</b>	ALT, (-AC) ALT, AC CA, MTR-CODE: Z16XEP, Z16LET CA CA
1.7 CDTI	09/03-05/10	Z17DTH, Z17DT	74	1686	<b>CT1014</b> <b>CT1014K2</b>	ALT, (-AC) ALT, PS, (-AC), MTR-CODE: Z17DTH ALT, (AC) ALT, PS, AC, MTR-CODE: Z17DTH ONLY WITH VD1068 ALT, (Delco Remy), FOR ALT: 100A, OE-NO 97369507, 97369508, FOR ALT: 110A, OE-NO 93175799, 93175944, 97189113, 97363833, 98056440 ALT, (Hitachi), FOR ALT: 100A, OE-NO 97355198, FOR ALT: 110A, OE-NO 97363832, 98056439	6PK1275 6PK1275D1 6PK1600 6PK1600D1 MS31 AP9044  AP9044  VD1068
	09/06-05/10	Z17DTR, A17DTR	92			<b>CT1014</b> <b>CT1014K5</b>	ALT, (-AC) ALT, (AC) ALT, (Delco Remy), FOR ALT: 100A, OE-NO 98031154, FOR ALT: 140A, OE-NO 98031155 CA CA
1.7 DTI	09/03-05/10	Y17DT	55	1686	<b>CT1014</b> <b>CT1014K2</b>	ALT, (-AC) ALT, (AC) CA CA, MTR-CODE: Y17DT	6PK1250 6PK1590
		Y17DTL	48			<b>CT1014</b> <b>CT1014K2</b>	ALT, (-AC) ALT, (AC) CA CA, MTR-CODE: Y17DT
1.8	05/03-05/10	Z18XE	92	1796	<b>CT975</b> <b>CT975K3</b> <b>CT975WP2</b>	ALT, (AC) ALT, (-AC) CA CA CA	5PK1212 5PK940

## MERIVA B

1.3 CDTI	06/10-	A13DTC	55	1248		ALT, (Bosch), FOR ALT: 100A, OE-NO 0 124 225 063	AP9035
		A13DTE	70			ALT, (Bosch), FOR ALT: 100A, OE-NO 0 124 225 063	AP9035
1.4	06/10-	A14XER	74	1398		ALT, (-AC), CH-NO B4⇒ ALT, (AC), CH-NO C4000001⇒ ALT, (-AC), ⇒CH-NO B4 ALT, (AC), ⇒CH-NO B4999999	5PK1212 5PK1397 6PK1205 6PK1400
			A14NEL	88		1364	ALT, (-AC), CH-NO B4⇒ ALT, (AC), CH-NO C4000001⇒ ALT, (-AC), ⇒CH-NO B4 ALT, (AC), ⇒CH-NO B4999999
		A14NET	103			ALT, (-AC), CH-NO B4⇒ ALT, (AC), CH-NO C4000001⇒ ALT, (-AC), ⇒CH-NO B4 ALT, (AC), ⇒CH-NO B4999999	5PK1212 5PK1397 6PK1205 6PK1400
			1.4 LPG	06/11-		A14NEL	88

**OPEL**


**OPEL**
**OPEL**
**MERIVA B**

						ALT, (-AC), ⇒CH-NO B4 ALT, (AC), ⇒CH-NO B4999999	6PK1205 6PK1400
--	--	--	--	--	--	---	--------------------

**MONTEREY A (UBS\_)**  
 3.1 TD (UBS69\_)

09/91-07/98	4JG2TC	84	3059		PS PS, AC CA CA	AVX13X1450 AVX13X1525
-------------	--------	----	------	--	--------------------------	--------------------------

## 3.2 (UBS25\_)

06/92-07/98	6VD1	130	3165		AC ALT PS CA	4PK815 4PK962 AVX10X1025
-------------	------	-----	------	--	-----------------------	--------------------------------

**MONTEREY B**

## 3.0 DTI

07/98-08/99	4JX1	117	2999	CT1082	CA	
-------------	------	-----	------	--------	----	--

## 3.5 V6 24V

07/98-08/99	6VE1	158	3494		ALT, (-AC) ALT, (AC) CA	6PK2040 6PK2285
-------------	------	-----	------	--	-------------------------------	--------------------

**MONZA A (22\_)**

## 2.0 E

03/83-10/84	H20E	85	1979		PS, (AC) PS ALT AC	AVX10X1075 AVX10X875 AVX10X888 AVX10X888
-------------	------	----	------	--	-----------------------------	---

## 2.2 E

11/84-08/86	22E	85	2197		PS, (AC) PS ALT AC	AVX10X1075 AVX10X875 AVX10X888 AVX10X888
-------------	-----	----	------	--	-----------------------------	---

## 2.5 E

05/81-08/86	H25E	100	2490		PS, (AC) PS ALT AC	AVX10X1075 AVX10X875 AVX10X888 AVX10X888
-------------	------	-----	------	--	-----------------------------	---

06/84-08/86	25E	103			PS, (AC) PS ALT AC	AVX10X1075 AVX10X875 AVX10X888 AVX10X888
-------------	-----	-----	--	--	-----------------------------	---

## 2.8

02/78-04/81	28H	103	2784		PS, (AC) PS ALT, 05/1979⇒ ALT, (AUTOM) AC ALT, ⇒04/1979	AVX10X1075 AVX10X875 AVX10X888 AVX10X888 AVX10X888 AVX10X900
-------------	-----	-----	------	--	--	---

## 3.0

04/78-07/82	30H	110	2969		PS, (AC) PS ALT, 05/1979⇒ ALT, (AUTOM) AC ALT, ⇒04/1979	AVX10X1075 AVX10X875 AVX10X888 AVX10X888 AVX10X888 AVX10X900
-------------	-----	-----	------	--	--	---

## 3.0 GSE

09/85-08/86	C30LE	115	2969		PS, (AC) PS ALT AC	AVX10X1075 AVX10X875 AVX10X888 AVX10X888
-------------	-------	-----	------	--	-----------------------------	---

02/78-08/86	30E	132	2968		PS, (AC) PS ALT AC	AVX10X1075 AVX10X875 AVX10X888 AVX10X888
-------------	-----	-----	------	--	-----------------------------	---

**MOVANO Combi (J9)**

## 1.9 DTI

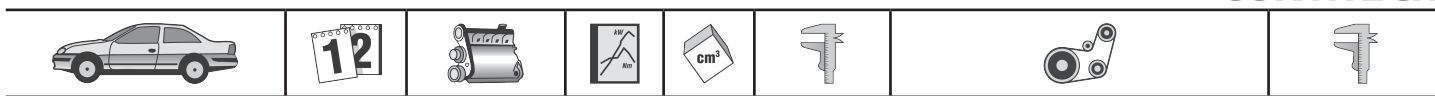
09/00-10/01	F9Q770	59	1870		ALT, (-AC) ALT, (AC) ALT, (Valeo), FOR ALT: 125A, OE-NO 9111540, 93160665 CA CA CA CA	5PK1125 6PK1795 AP9039
-------------	--------	----	------	--	---	------------------------------

10/01-	F9Q774, F9Q772	60			ALT, (-AC) ALT, (AC) ALT, (Valeo), FOR ALT: 125A, OE-NO 93160665, 93161425, 93189523 ALT, (Valeo), FOR ALT: 120A, ALT-No: SG 12 B 050, SG 12 B 095, SG 12 B 108, SG 12 B 116, (-AC) (AC) CA CA CA CA	5PK1125 6PK1795 AP9039 AP9043 VD1101
--------	-------------------	----	--	--	--	--

## 2.2 DTI

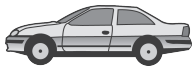
09/00-	G9T720, G9T722, G9T750	66	2188		ALT, (-AC), ⇒09/2003 ALT, (AC), ⇒09/2003 ALT, (-AC), 10/2003⇒, (-PTO), OE-NO 93186955, 4416361	6PK1153 6PK1795 7PK1104
--------	------------------------------	----	------	--	--	-------------------------------





<b>OPEL</b>							
<b>MOVANO Combi (J9)</b>							
						ALT, (-AC), 10/2003⇒, (-PTO), OE-NO 9121108, 4405275	<b>7PK1145</b>
					<b>CT1046</b>	ALT, 10/2003⇒, (AC)	<b>7PK1795</b>
					<b>CT1046K1</b>	CA	
					<b>CT1046K1</b>	CA	
2.5 CDTI	08/06-	G9U650, G9U632	107	2464		ALT, (-AC), (-PTO)	<b>7PK1113</b>
						ALT, (AC), (PTO), OE-NO 4418675, 93195485	<b>7PK1795</b>
						ALT, (AC), (PTO), OE-NO 4434612, 8200778717	<b>7PK1834</b>
					<b>CT1046</b>	CA	
					<b>CT1046K1</b>	CA	
			88			ALT, (-AC), (-PTO)	<b>7PK1113</b>
						ALT, (AC), (PTO), OE-NO 4418675, 93195485	<b>7PK1795</b>
						ALT, (AC), (PTO), OE-NO 4434612, 8200778717	<b>7PK1834</b>
					<b>CT1046</b>	CA	
					<b>CT1046K1</b>	CA	
	09/07-	G9U650	74			ALT, (-AC), (-PTO)	<b>7PK1113</b>
						ALT, (AC), (PTO), OE-NO 4418675, 93195485	<b>7PK1795</b>
						ALT, (AC), (PTO), OE-NO 4434612, 8200778717	<b>7PK1834</b>
					<b>CT1046</b>	CA	
					<b>CT1046K1</b>	CA	
2.5 D	07/98-09/00	S8U770, S8U772	59	2499		AC	<b>5PK1200</b>
						ALT, ⇒MTR-NO 3053818	<b>6PK862</b>
						ALT, MTR-NO 3053819⇒	<b>6PK875</b>
					<b>CT1038</b>	CA	
					<b>CT1038K1</b>	CA	
2.5 DTI	10/01-	G9U720, G9U724, G9U754, G9U750	84	2463		ALT, (-AC), ⇒09/2003	<b>6PK1153</b>
						ALT, (AC), ⇒09/2003	<b>6PK1795</b>
						ALT, (-AC), 10/2003⇒, (-PTO), OE-NO 93186955, 4416361	<b>7PK1104</b>
						ALT, (-AC), 10/2003⇒, (-PTO), OE-NO 9121108, 4405275	<b>7PK1145</b>
						ALT, 10/2003⇒, (AC)	<b>7PK1795</b>
					<b>CT1046</b>	CA	
					<b>CT1046K1</b>	CA	
2.8 DTI	07/98-10/01	S9W702, S9W700	84	2799		AC	<b>5PK1200</b>
						ALT, WP, ⇒MTR-NO 3053818	<b>6PK844</b>
						ALT, WP, MTR-NO 3053819⇒	<b>6PK850</b>
					<b>CT1034</b>	CA	
					<b>CT1034K1</b>	CA	
3.0 DTi	10/03-	ZD3200, ZD3202	100	2953		ALT	<b>7PK1920</b>
<b>MOVANO Kasten (F9)</b>							
1.9 DTI	09/00-10/01	F9Q770	59	1870		ALT, WP, PS	<b>6PK1125</b>
						ALT, (Valeo), FOR ALT: 125A, OE-NO 9111540, 93160665	<b>AP9039</b>
					<b>CT1026</b>	CA	
					<b>CT1026K1</b>	CA	
					<b>CT1026K2</b>	CA	
	10/01-	F9Q774, F9Q772	60			ALT, (-AC)	<b>5PK1125</b>
						ALT, (AC)	<b>6PK1795</b>
						ALT, (Valeo), FOR ALT: 125A, OE-NO 93160665, 93161425, 93189523, (AC)	<b>AP9039</b>
						ALT, (Valeo), FOR ALT: 120A, ALT-No: SG 12 B 050, SG 12 B 095, SG 12 B 108, SG 12 B 116, (-AC)	<b>AP9043</b>
						(AC)	<b>VD1101</b>
					<b>CT1025</b>	CA	
					<b>CT1025K1</b>	CA	
					<b>CT1025WP1</b>	CA	
					<b>CT1025WP2</b>	CA	
2.2 DTI	09/00-	G9T720, G9T722, G9T750	66	2188		ALT, (-AC), ⇒09/2003	<b>6PK1153</b>
						ALT, (AC), ⇒09/2003	<b>6PK1795</b>
						ALT, (-AC), 10/2003⇒, (-PTO), OE-NO 93186955, 4416361	<b>7PK1104</b>
						ALT, (-AC), 10/2003⇒, (-PTO), OE-NO 9121108, 4405275	<b>7PK1145</b>
						ALT, 10/2003⇒, (AC)	<b>7PK1795</b>
					<b>CT1046</b>	CA	
					<b>CT1046K1</b>	CA	
2.5 CDTI	10/03-	G9U650, G9U632	107	2464		ALT, (-AC), (-PTO)	<b>7PK1113</b>
						ALT, (AC), (PTO), OE-NO 4418675, 93195485	<b>7PK1795</b>
						ALT, (AC), (PTO), OE-NO 4434612,	<b>7PK1834</b>

**OPEL**



# OPEL

## MOVANO Kasten (F9)

					8200778717	
					CT1046 CA	
			88		CT1046K1	
					ALT, (-AC), (-PTO)	7PK1113
					ALT, (AC), (PTO), OE-NO 4418675, 93195485	7PK1795
					ALT, (AC), (PTO), OE-NO 4434612, 8200778717	7PK1834
					CT1046 CA	
		G9U650	74		CT1046K1	
					ALT, (-AC), (-PTO)	7PK1113
					ALT, (AC), (PTO), OE-NO 4418675, 93195485	7PK1795
					ALT, (AC), (PTO), OE-NO 4434612, 8200778717	7PK1834
					CT1046 CA	
2.5 D	01/99-09/00	S8U770, S8U772	59	2499	CT1046K1	
					AC	5PK1200
					ALT, ⇒MTR-NO 3053818	6PK862
					ALT, MTR-NO 3053819⇒	6PK875
					CT1038 CA	
					CT1038K1	
					ALT, (-AC), ⇒09/2003	6PK1153
					ALT, (AC), ⇒09/2003	6PK1795
					ALT, (-AC), 10/2003⇒, (-PTO), OE-NO 93186955, 4416361	7PK1104
					ALT, (-AC), 10/2003⇒, (-PTO), OE-NO 9121108, 4405275	7PK1145
					ALT, 10/2003⇒, (AC)	7PK1795
					CT1046 CA	
					CT1046K1	
2.5 DTi	10/03-	G9U720, G9U724, G9U754	84	2463		
					ALT, (-AC), 10/2003⇒, (-PTO), OE-NO 93186955, 4416361	7PK1104
					ALT, (-AC), 10/2003⇒, (-PTO), OE-NO 9121108, 4405275	7PK1145
					ALT, 10/2003⇒, (AC)	7PK1795
					CT1046 CA	
					CT1046K1	
2.5 DTi	10/03-	G9U754	73	2463		
					ALT, (-AC), 10/2003⇒, (-PTO), OE-NO 93186955, 4416361	7PK1104
					ALT, (-AC), 10/2003⇒, (-PTO), OE-NO 9121108, 4405275	7PK1145
					ALT, 10/2003⇒, (AC)	7PK1795
					CT1046 CA	
					CT1046K1	
2.8 DTi	01/99-10/01	S9W702, S9W700	84	2799		
					AC	5PK1200
					ALT, WP, ⇒MTR-NO 3053818	6PK844
					ALT, WP, MTR-NO 3053819⇒	6PK850
					CT1034 CA	
					CT1034K1	
3.0 DTi	10/03-	ZD3200, ZD3202	100	2953		
					ALT	7PK1920
<b>MOVANO Kipper (H9)</b>						
2.2 DTi	09/00-	G9T720, G9T722, G9T750	66	2188		
					ALT, (-AC), ⇒09/2003	6PK1153
					ALT, (AC), ⇒09/2003	6PK1795
					ALT, (-AC), 10/2003⇒, (-PTO), OE-NO 93186955, 4416361	7PK1104
					ALT, (-AC), 10/2003⇒, (-PTO), OE-NO 9121108, 4405275	7PK1145
					ALT, 10/2003⇒, (AC)	7PK1795
					CT1046 CA	
					CT1046K1	
2.5 CDTi	08/06-	G9U650	74	2464		
					ALT, (-AC), (-PTO)	7PK1113
					ALT, (AC), (PTO), OE-NO 4418675, 93195485	7PK1795
					ALT, (AC), (PTO), OE-NO 4434612, 8200778717	7PK1834
					CT1046 CA	
					CT1046K1	
		G9U650, G9U632	88			
					ALT, (-AC), (-PTO)	7PK1113
					ALT, (AC), (PTO), OE-NO 4418675, 93195485	7PK1795
					ALT, (AC), (PTO), OE-NO 4434612, 8200778717	7PK1834
					CT1046 CA	
					CT1046K1	
			107			
					ALT, (-AC), (-PTO)	7PK1113
					ALT, (AC), (PTO), OE-NO 4418675, 93195485	7PK1795
					ALT, (AC), (PTO), OE-NO 4434612, 8200778717	7PK1834
					CT1046 CA	
					CT1046K1	
2.5 D	01/99-09/00	S8U770, S8U772	59	2499		
					AC	5PK1200
					ALT, ⇒MTR-NO 3053818	6PK862
					ALT, MTR-NO 3053819⇒	6PK875





## OPEL

### MOVANO Kipper (H9)

					<b>CT1038</b> <b>CT1038K1</b>	CA CA	
2.5 DTI	10/01-	G9U720, G9U724, G9U754, G9U750	84	2463		ALT, (-AC), ⇒09/2003 ALT, (AC), ⇒09/2003 ALT, (-AC), 10/2003⇒, (-PTO), OE-NO 93186955, 4416361 ALT, (-AC), 10/2003⇒, (-PTO), OE-NO 9121108, 4405275 ALT, 10/2003⇒, (AC)	<b>6PK1153</b> <b>6PK1795</b> <b>7PK1104</b>  <b>7PK1145</b>  <b>7PK1795</b>
	10/03-	G9U754	73		<b>CT1046</b> <b>CT1046K1</b>	CA CA	
						ALT, (-AC), (-PTO) ALT, (AC), (PTO), OE-NO 4418675, 93195485	<b>7PK1113</b> <b>7PK1795</b>
					<b>CT1046</b> <b>CT1046K1</b>	CA CA	
2.8 DTI	01/99-10/01	S9W702, S9W700	84	2799		AC ALT, WP, ⇒MTR-NO 3053818 ALT, WP, MTR-NO 3053819⇒	<b>5PK1200</b> <b>6PK844</b> <b>6PK850</b>
					<b>CT1034</b> <b>CT1034K1</b>	CA CA	

### MOVANO Pritsche/Fahrgestell (U9, E9)

2.2 DTI	09/00-	G9T720, G9T722, G9T750	66	2188		ALT, (-AC), ⇒09/2003 ALT, (AC), ⇒09/2003 ALT, (-AC), 10/2003⇒, (-PTO), OE-NO 93186955, 4416361 ALT, (-AC), 10/2003⇒, (-PTO), OE-NO 9121108, 4405275 ALT, 10/2003⇒, (AC)	<b>6PK1153</b> <b>6PK1795</b> <b>7PK1104</b>  <b>7PK1145</b>  <b>7PK1795</b>
					<b>CT1046</b> <b>CT1046K1</b>	CA CA	
2.5 CDTI	08/06-	G9U650, G9U632	107	2464		ALT, (-AC), (-PTO) ALT, (AC), (PTO), OE-NO 4418675, 93195485 ALT, (AC), (PTO), OE-NO 4434612, 8200778717	<b>7PK1113</b> <b>7PK1795</b>  <b>7PK1834</b>
			88			ALT, (-AC), (-PTO) ALT, (AC), (PTO), OE-NO 4418675, 93195485 ALT, (AC), (PTO), OE-NO 4434612, 8200778717	<b>7PK1113</b> <b>7PK1795</b>  <b>7PK1834</b>
					<b>CT1046</b> <b>CT1046K1</b>	CA CA	
		G9U650	74			ALT, (-AC), (-PTO) ALT, (AC), (PTO), OE-NO 4418675, 93195485 ALT, (AC), (PTO), OE-NO 4434612, 8200778717	<b>7PK1113</b> <b>7PK1795</b>  <b>7PK1834</b>
					<b>CT1046</b> <b>CT1046K1</b>	CA CA	
2.5 D	07/98-09/00	S8U770, S8U772	59	2499		AC ALT, ⇒MTR-NO 3053818 ALT, MTR-NO 3053819⇒	<b>5PK1200</b> <b>6PK862</b> <b>6PK875</b>
					<b>CT1038</b> <b>CT1038K1</b>	CA CA	
2.5 DTI	10/01-	G9U720, G9U724, G9U754, G9U750	84	2463		ALT, (-AC), ⇒09/2003 ALT, (AC), ⇒09/2003 ALT, (-AC), 10/2003⇒, (-PTO), OE-NO 93186955, 4416361 ALT, (-AC), 10/2003⇒, (-PTO), OE-NO 9121108, 4405275 ALT, 10/2003⇒, (AC)	<b>6PK1153</b> <b>6PK1795</b> <b>7PK1104</b>  <b>7PK1145</b>  <b>7PK1795</b>
					<b>CT1046</b> <b>CT1046K1</b>	CA CA	
2.5 DTi	10/03-	G9U754	73	2463		ALT, (-AC), 10/2003⇒, (-PTO), OE-NO 93186955, 4416361 ALT, (-AC), 10/2003⇒, (-PTO), OE-NO 9121108, 4405275 ALT, 10/2003⇒, (AC)	<b>7PK1104</b>  <b>7PK1145</b>  <b>7PK1795</b>
					<b>CT1046</b> <b>CT1046K1</b>	CA CA	
2.8 DTI	07/98-10/01	S9W702, S9W700	84	2799		AC ALT, WP, ⇒MTR-NO 3053818 ALT, WP, MTR-NO 3053819⇒	<b>5PK1200</b> <b>6PK844</b> <b>6PK850</b>
					<b>CT1034</b> <b>CT1034K1</b>	CA CA	



# OPEL

## MOVANO Pritsche/Fahrgestell (U9, E9)

3.0 DTI	10/03-	ZD3200, ZD3202	100	2953		ALT	7PK1920
---------	--------	----------------	-----	------	--	-----	---------

## OLYMPIA REKORD

1.5 (-53)	03/53-12/55		29	1488		ALT, WP, FAN DYN, WP, FAN	AVX10X900 AVX10X975
1.5 (P1)	01/56-12/60		33	1488		ALT, WP, FAN DYN, WP, FAN	AVX10X900 AVX10X975
1.5 (P2)	01/60-12/63		37	1488		ALT, WP, FAN DYN, WP, FAN	AVX10X900 AVX10X975

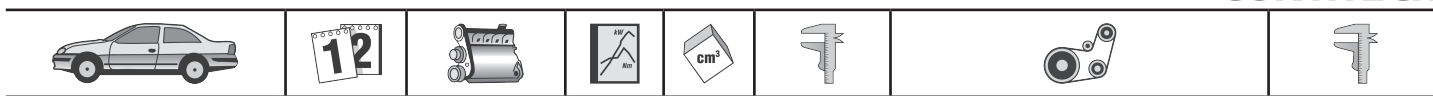
## OLYMPIA REKORD Caravan

1.5 (P1)	07/57-12/60		37	1488		ALT, WP, FAN DYN, WP, FAN	AVX10X900 AVX10X975
----------	-------------	--	----	------	--	------------------------------	------------------------

## OMEGA A (16\_, 17\_, 19\_)

1.8	09/87-03/94	E18NVR	65	1796		ALT, PS, 08/1992⇒ ALT, PS, AC, 08/1992⇒ ALT, ⇒08/1992 PS, ⇒08/1992 CA, ⇒MTR-NO (14/25)608700 CA, ⇒MTR-NO (14/25)608700 CA, MTR-NO (14/25)608701⇒	6PK1725 6PK1900 AVX10X1000 AVX10X800
	09/86-03/94	18SEH	85			ALT, PS, 08/1992⇒ ALT, PS, AC, 08/1992⇒ ALT, ⇒08/1992 PS, ⇒08/1992 CA, ⇒MTR-NO (14/25)608700 CA, ⇒MTR-NO (14/25)608700 CA, MTR-NO (14/25)608701⇒	6PK1725 6PK1900 AVX10X1000 AVX10X800
1.8 N	09/86-08/87	18NV	60	1796		ALT PS CA, ⇒MTR-NO (14/25)608700 CA, ⇒MTR-NO (14/25)608700 CA, MTR-NO (14/25)608701⇒	AVX10X1000 AVX10X800
	09/86-03/94	18SV	66	1796		ALT, PS, 08/1992⇒ ALT, PS, AC, 08/1992⇒ ALT, ⇒08/1992 PS, ⇒08/1992 CA, ⇒MTR-NO (14/25)608700 CA, ⇒MTR-NO (14/25)608700 CA, MTR-NO (14/25)608701⇒	6PK1725 6PK1900 AVX10X1000 AVX10X800
2.0	09/86-03/94	20SE	90	1998		ALT, PS, 08/1992⇒ ALT, PS, AC, 08/1992⇒ ALT, ⇒08/1992 ALT, FOR ALT: 90A, ⇒08/1992 AC, ⇒08/1992, (PS) PS, ⇒08/1992 AC, ⇒08/1992 CA, ⇒MTR-NO (14/25)608700 CA, ⇒MTR-NO 14608700 CA, MTR-NO (14/25)608701⇒ CA, MTR-NO 14608701⇒	6PK1725 6PK1900 AVX10X1000 AVX10X1025 AVX10X785 AVX10X800 AVX10X813
	09/90-03/94	C20NEF	74			ALT, PS, 08/1992⇒ ALT, PS, AC, 08/1992⇒ ALT, ⇒08/1992 ALT, FOR ALT: 90A, ⇒08/1992 AC, ⇒08/1992, (PS) PS, ⇒08/1992 AC, ⇒08/1992 CA, ⇒MTR-NO (14/25)608700 CA, ⇒MTR-NO 14608700 CA, MTR-NO (14/25)608701⇒	6PK1725 6PK1900 AVX10X1000 AVX10X1025 AVX10X785 AVX10X800 AVX10X813
		C20NEJ	73			ALT, PS, 08/1992⇒ ALT, PS, AC, 08/1992⇒ ALT, ⇒08/1992 ALT, FOR ALT: 90A, ⇒08/1992 AC, ⇒08/1992, (PS) PS, ⇒08/1992 AC, ⇒08/1992 CA, ⇒MTR-NO (14/25)608700 CA, ⇒MTR-NO 14608700 CA, MTR-NO (14/25)608701⇒	6PK1725 6PK1900 AVX10X1000 AVX10X1025 AVX10X785 AVX10X800 AVX10X813
2.0 i	09/86-03/94	C20NE	85	1998		ALT, PS, 08/1992⇒ ALT, PS, AC, 08/1992⇒ ALT, ⇒08/1992 ALT, FOR ALT: 90A, ⇒08/1992 AC, ⇒08/1992, (PS) PS, ⇒08/1992 AC, ⇒08/1992 CA, ⇒MTR-NO (14/25)608700 CA, ⇒MTR-NO 14608700	6PK1725 6PK1900 AVX10X1000 AVX10X1025 AVX10X785 AVX10X800 AVX10X813





## OPEL

### OMEGA A (16\_, 17\_, 19\_)

					CT866 CT866K1	CA, MTR-NO (14/25)608701⇒ CA, MTR-NO 14608701⇒	
2.3 D	10/86-03/94	23YD	54	2260		PS AC ALT, CH-NO K1000099⇒ ALT, ⇒CH-NO K1000098 PS, (AC)	AVX10X813 AVX10X888 AVX10X900 AVX10X913 AVX10X960
2.3 TD	10/86-08/88	23YDT	66	2260		PS AC ALT, CH-NO K1000099⇒ ALT, ⇒CH-NO K1000098 PS, (AC)	AVX10X813 AVX10X888 AVX10X900 AVX10X913 AVX10X960
2.3 TD Interc.	08/88-03/94	23DTR	74	2260		PS AC ALT, CH-NO K1000099⇒ ALT, ⇒CH-NO K1000098 PS, (AC)	AVX10X813 AVX10X888 AVX10X900 AVX10X913 AVX10X960
2.4 i	09/88-03/94	C24NE	92	2410		PS ALT AC PS, (AC)	AVX10X813 AVX10X888 AVX10X888 AVX10X960
2.6 i	09/90-03/94	C26NE	110	2594		ALT, (-AC) ALT, (AC), ⇒MTR-NO 01032426 ALT, (AC), MTR-NO 01032427⇒, FOR ALT: 120A ALT, (AC), MTR-NO 01032427⇒, NOT FOR ALT: 120A	6PK1460 6PK2230 6PK2260 6PK2271
3.0 (3000)	03/87-12/87	C30LE	115	2969		ALT, (-AC), CH-NO M1000001⇒ ALT, (AC), CH-NO M1000001⇒, ⇒CH-NO 01039674 ALT, (AC), CH-NO M1000001⇒, 01039675⇒, FOR ALT: 120A ALT, (AC), CH-NO M1000001⇒, 01039675⇒ PS, ⇒CH-NO M1000000 ALT, ⇒CH-NO M1000000 AC, ⇒CH-NO M1000000 PS, ⇒CH-NO M1000000, (AC)	6PK1460 6PK2230 6PK2260 6PK2271 AVX10X813 AVX10X888 AVX10X888 AVX10X960
	03/87-09/90	30NE	130			ALT, (-AC), CH-NO M1000001⇒ ALT, (AC), CH-NO M1000001⇒, ⇒MTR- NO 01039674 ALT, (AC), CH-NO M1000001⇒, MTR-NO 01039675⇒, FOR ALT: 120A ALT, (AC), CH-NO M1000001⇒, MTR-NO 01039675⇒ PS, ⇒CH-NO M1000000 ALT, ⇒CH-NO M1000000 AC, ⇒CH-NO M1000000 PS, ⇒CH-NO M1000000, (AC)	6PK1460 6PK2230 6PK2260 6PK2271 AVX10X813 AVX10X888 AVX10X888 AVX10X960
3.0 (3000) KAT	03/88-03/94	C30NE	130	2969		ALT, (-AC), ⇒01/1993, CH-NO M1000001⇒ ALT, PS, 01/1993⇒ ALT, (AC), ⇒MTR-NO 01039674, CH-NO M1000001⇒ ALT, (AC), 01/1993⇒ PS, ⇒CH-NO M1000000 ALT, ⇒CH-NO M1000000 AC, ⇒CH-NO M1000000 PS, (AC), ⇒CH-NO M1000000	6PK1460 6PK1900 6PK2230 6PK2260 AVX10X813 AVX10X888 AVX10X888 AVX10X960
3.0 24V (3000)	09/89-03/94	C30SEJ	147	2969		ALT ALT, PS, AC, FOR ALT: 120A, ⇒MTR-NO 01024729 ALT, PS, AC, FOR ALT: 120A, MTR-NO 01024730⇒ ALT, PS, AC	6PK1460 6PK2230 6PK2260 6PK2271
		C30SE	150			ALT, (-AC), ⇒12/1993 ALT, (-AC), 01/1993⇒ ALT, (AC), ⇒MTR-NO 01024729, ⇒12/1989 ALT, (AC), 01/1993⇒, MTR-NO 01024730⇒, FOR ALT: 120A ALT, (AC), MTR-NO 01024730⇒	6PK1460 6PK1900 6PK2230 6PK2260 6PK2271
3.6 24V Lotus	08/90-09/92	C36GET	277	3638		ALT	6PK2230
OMEGA A Caravan (66_, 67_) 1.8	09/87-03/94	E18NVR	65	1796		ALT, PS, 08/1992⇒ ALT, PS, AC, 08/1992⇒ ALT, ⇒08/1992 PS, ⇒08/1992	6PK1725 6PK1900 AVX10X1000 AVX10X800
					CT720	CA, ⇒MTR-NO (14/25)608700	





# OPEL

## OMEGA A Caravan (66\_, 67\_)

					<b>CT720WP1</b> <b>CT866</b>	CA, ⇒MTR-NO (14/25)608700 CA, MTR-NO (14/25)608701⇒	
	09/86-03/94	18SEH	85			ALT, PS, 08/1992⇒ ALT, PS, AC, 08/1992⇒ ALT, ⇒08/1992 PS, ⇒08/1992	<b>6PK1725</b> <b>6PK1900</b> <b>AVX10X1000</b> <b>AVX10X800</b>
					<b>CT720</b> <b>CT720WP1</b> <b>CT866</b>	CA, ⇒MTR-NO (14/25)608700 CA, ⇒MTR-NO (14/25)608700 CA, MTR-NO (14/25)608701⇒	
1.8 N	09/86-08/87	18NV	60	1796		ALT PS	<b>AVX10X1000</b> <b>AVX10X800</b>
					<b>CT720</b> <b>CT720WP1</b> <b>CT866</b>	CA, ⇒MTR-NO (14/25)608700 CA, ⇒MTR-NO (14/25)608700 CA, MTR-NO (14/25)608701⇒	
1.8 S	09/86-03/94	18SV	66	1796		ALT, PS, 08/1992⇒ ALT, PS, AC, 08/1992⇒ ALT, ⇒08/1992 PS, ⇒08/1992	<b>6PK1725</b> <b>6PK1900</b> <b>AVX10X1000</b> <b>AVX10X800</b>
					<b>CT720</b> <b>CT720WP1</b> <b>CT866</b>	CA, ⇒MTR-NO (14/25)608700 CA, ⇒MTR-NO (14/25)608700 CA, MTR-NO (14/25)608701⇒	
2.0	09/86-03/94	20SE	90	1998		ALT, PS, 08/1992⇒ ALT, PS, AC, 08/1992⇒ ALT, ⇒08/1992 ALT, FOR ALT: 90A, ⇒08/1992 AC, ⇒08/1992, (PS) PS, ⇒08/1992 AC, ⇒08/1992	<b>6PK1725</b> <b>6PK1900</b> <b>AVX10X1000</b> <b>AVX10X1025</b> <b>AVX10X785</b> <b>AVX10X800</b> <b>AVX10X813</b>
					<b>CT720</b> <b>CT720WP1</b> <b>CT866</b>	CA, ⇒MTR-NO (14/25)608700 CA, ⇒MTR-NO 14608700 CA, MTR-NO (14/25)608701⇒	
	09/90-03/94	C20NEF	74		<b>CT866K1</b>	CA, MTR-NO 14608701⇒	
						ALT, PS, 08/1992⇒ ALT, PS, AC, 08/1992⇒ ALT, ⇒08/1992 ALT, FOR ALT: 90A, ⇒08/1992 AC, ⇒08/1992, (PS) PS, ⇒08/1992 AC, ⇒08/1992	<b>6PK1725</b> <b>6PK1900</b> <b>AVX10X1000</b> <b>AVX10X1025</b> <b>AVX10X785</b> <b>AVX10X800</b> <b>AVX10X813</b>
					<b>CT720</b> <b>CT720WP1</b> <b>CT866</b>	CA, ⇒MTR-NO (14/25)608700 CA, ⇒MTR-NO 14608700 CA, MTR-NO (14/25)608701⇒	
2.0 i	09/90-03/94	C20NEJ	73	1998		ALT, PS, 08/1992⇒ ALT, PS, AC, 08/1992⇒ ALT, ⇒08/1992 ALT, FOR ALT: 90A, ⇒08/1992 AC, ⇒08/1992, (PS) PS, ⇒08/1992 AC, ⇒08/1992	<b>6PK1725</b> <b>6PK1900</b> <b>AVX10X1000</b> <b>AVX10X1025</b> <b>AVX10X785</b> <b>AVX10X800</b> <b>AVX10X813</b>
					<b>CT720</b> <b>CT720WP1</b> <b>CT866</b>	CA, ⇒MTR-NO (14/25)608700 CA, ⇒MTR-NO 14608700 CA, MTR-NO (14/25)608701⇒	
	09/86-03/94	C20NE	85			ALT, PS, 08/1992⇒ ALT, PS, AC, 08/1992⇒ ALT, ⇒08/1992 ALT, FOR ALT: 90A, ⇒08/1992 AC, ⇒08/1992, (PS) PS, ⇒08/1992 AC, ⇒08/1992	<b>6PK1725</b> <b>6PK1900</b> <b>AVX10X1000</b> <b>AVX10X1025</b> <b>AVX10X785</b> <b>AVX10X800</b> <b>AVX10X813</b>
					<b>CT720</b> <b>CT720WP1</b> <b>CT866</b>	CA, ⇒MTR-NO (14/25)608700 CA, ⇒MTR-NO 14608700 CA, MTR-NO (14/25)608701⇒	
					<b>CT866K1</b>	CA, MTR-NO 14608701⇒	
2.3 D	09/86-03/94	23YD	54	2260		PS AC ALT, CH-NO K1000099⇒ ALT, ⇒CH-NO K1000098 PS, (AC)	<b>AVX10X813</b> <b>AVX10X888</b> <b>AVX10X900</b> <b>AVX10X913</b> <b>AVX10X960</b>
2.3 TD	09/86-08/88	23YDT	66	2260		PS AC ALT, CH-NO K1000099⇒ ALT, ⇒CH-NO K1000098 PS, (AC)	<b>AVX10X813</b> <b>AVX10X888</b> <b>AVX10X900</b> <b>AVX10X913</b> <b>AVX10X960</b>
2.3 TD Interc.	09/88-03/94	23DTR	74	2260		PS AC ALT, CH-NO K1000099⇒ ALT, ⇒CH-NO K1000098 PS, (AC)	<b>AVX10X813</b> <b>AVX10X888</b> <b>AVX10X900</b> <b>AVX10X913</b> <b>AVX10X960</b>





## OPEL

### OMEGA A Caravan (66\_, 67\_)

↩ 2.4 i	09/88-03/94	C24NE	92	2410		PS ALT AC PS, (AC)	AVX10X813 AVX10X888 AVX10X888 AVX10X960
2.6 i	09/90-03/94	C26NE	110	2594		ALT, (-AC), ⇒12/1993 ALT, (-AC), 01/1993⇒ ALT, (AC), 01/1993⇒, MTR-NO 01024730⇒, FOR ALT: 120A ALT, (AC), MTR-NO 01024730⇒	6PK1460 6PK1900 6PK2260 6PK2271
3.0 24V	09/89-03/94	C30SEJ	147	2969		ALT, (-AC) ALT, (AC), FOR ALT: 120A, ⇒MTR-NO 01024729 ALT, (AC), FOR ALT: 120A, MTR-NO 01024730⇒	6PK1460 6PK2230 6PK2260 6PK2271
3.0 24V Omega 3000	09/88-04/94	C30SE	150	2969		ALT, (-AC), ⇒12/1993 ALT, (-AC), 01/1993⇒ ALT, (AC), ⇒MTR-NO 01024729, ⇒12/1989 ALT, (AC), 01/1993⇒, MTR-NO 01024730⇒, FOR ALT: 120A ALT, (AC), MTR-NO 01024730⇒	6PK1460 6PK1900 6PK2230 6PK2260 6PK2271
3.0 KAT	03/87-03/94	C30NE	130	2969		ALT, (-AC), ⇒12/1993, CH-NO M1000001⇒ ALT, (-AC), 01/1993⇒, CH-NO M1000001⇒ ALT, (AC), ⇒MTR-NO 01039674, CH-NO M1000001⇒ ALT, (AC), MTR-NO 01039675⇒, FOR ALT: 120A, CH-NO M1000001⇒ ALT, (AC), MTR-NO 01039675⇒, CH-NO M1000001⇒ PS, ⇒CH-NO M1000000 ALT, ⇒CH-NO M1000000 AC, ⇒CH-NO M1000000 PS, ⇒CH-NO M1000000, (AC)	6PK1460 6PK1900 6PK2230 6PK2260 6PK2271 6PK2260 6PK2271 AVX10X813 AVX10X888 AVX10X888 AVX10X960

### OMEGA B (25\_, 26\_, 27\_)

2.0	03/94-09/99	X20SE	85	1998		ALT, (-AC) ALT, (AC) CA CA	6PK1725 6PK1900
2.0 16V	03/94-09/99	X20XEV	100	1998	CT866 CT866K1	ALT, (-AC) ALT, (AC) CA CA	6PK1725 6PK1900
2.0 DTI 16V	09/97-09/00	X20DTH	74	1995	CT870 CT870K1 CT870WP2	ALT, PS ALT, PS ALT, PS, AC ALT, PS, AC ONLY WITH VD1031	6PK1800 6PK1800D1 6PK1900 6PK1900D1 MS03 VD1031
2.2 16V	09/99-07/03	Y22XE, Z22XE	106	2198	CT924 CT924K1	ALT, (-AC) ALT, (AC) CA CA	6PK1725 6PK1900
2.2 DTI 16V	09/00-07/03	Y22DTH	88	2171		ALT, (-AC) ALT, (-AC) ALT, (AC) ALT, (AC) ONLY WITH VD1031	6PK1800 6PK1800D1 6PK1900 6PK1900D1 MS03 VD1031
			81			ALT, (-AC) ALT, (-AC) ALT, (AC) ALT, (AC)	6PK1800 6PK1800D1 6PK1900 6PK1900D1
2.5 D	05/94-05/99	X25TD	96	2498		AC, ⇒CH-NO V1999999 AC, CH-NO W0000001⇒ ALT	4PK780 4PK800 5PK1815
2.5 DTI	09/01-07/03	Y25DT	110	2497		ALT, PS AC	5PK2020 5PK830
2.5 TD	04/94-07/03	25DT, X25DT, X25TD	96	2497		AC, ⇒CH-NO V1999999 AC, CH-NO W0000001⇒ ALT ALT ONLY WITH VD1025	4PK780 4PK800 5PK1815 5PK1815D1 MS22 VD1025
2.5 V6	03/94-09/00	X25XE	125	2498		ALT, WP, PS ALT, WP, AC, PS, CH-NO S1059679⇒ ALT, WP, AC, PS, ⇒CH-NO S1059678	6PK1900 6PK2020 6PK2260





# OPEL

## OMEGA B (25\_, 26\_, 27\_) ↕

					<b>CT884</b> CA, ⇨08/1998, ⇨MTR-NO 08300418 <b>CT884K1</b> CA, ⇨MTR-NO 08300418 <b>CT990</b> CA, 09/1998⇨, MTR-NO 08300419⇨ <b>CT990K1</b> CA, MTR-NO 08300419⇨, ⇨MTR-NO 08578511 <b>CT990K2</b> CA, MTR-NO 08578512⇨	
2.6 V6	09/00-07/03	Y26SE	132	2597	<b>CT990</b> ALT, WP, PS <b>CT990K1</b> ALT, WP, AC, PS <b>CT990K2</b> CA CA, ⇨MTR-NO 08578511 CA, MTR-NO 08578512⇨	<b>6PK1900</b> <b>6PK2020</b>
3.0 V6	04/94-02/01	X30XE	155	2962	<b>CT884</b> ALT, WP, PS <b>CT884K1</b> ALT, WP, AC, PS, CH-NO S1059678⇨ <b>CT990</b> ALT, WP, AC, PS, ⇨CH-NO S1059678 <b>CT990K1</b> CA, ⇨08/1998, ⇨MTR-NO 08300418 CA, ⇨MTR-NO 08300418 CA, 09/1998⇨, MTR-NO 08300419⇨ CA, MTR-NO 08300419⇨, ⇨MTR-NO 08576442 <b>CT990K2</b> CA, MTR-NO 08576443⇨	<b>6PK1900</b> <b>6PK2020</b> <b>6PK2260</b>
3.2 V6	02/01-07/03	Y32SE	160	3175	<b>CT990</b> ALT, WP, PS <b>CT990K1</b> ALT, WP, AC, PS <b>CT990K2</b> CA CA, ⇨MTR-NO 08578511 CA, MTR-NO 08578512⇨	<b>6PK1900</b> <b>6PK2020</b>

## OMEGA B Caravan (21\_, 22\_, 23\_) ↕

2.0	03/94-09/99	X20SE	85	1998	<b>CT866</b> ALT, (-AC) <b>CT866K1</b> ALT, (AC) CA CA	<b>6PK1725</b> <b>6PK1900</b>
2.0 16V	03/94-09/99	X20XEV	100	1998	<b>CT870</b> ALT, (-AC) <b>CT870K1</b> ALT, (AC) <b>CT870WP2</b> CA CA CA	<b>6PK1725</b> <b>6PK1900</b>
2.0 DTI 16V	09/97-09/00	X20DTH	74	1995	<b>CT924</b> ALT, PS <b>CT924K1</b> ALT, PS ALT, PS, AC ALT, PS, AC ONLY WITH VD1031	<b>6PK1800</b> <b>6PK1800D1</b> <b>6PK1900</b> <b>6PK1900D1</b> <b>MS03</b> <b>VD1031</b>
2.2 16V	09/99-07/03	Y22XE, Z22XE	106	2198	<b>CT924</b> ALT, (-AC) <b>CT924K1</b> ALT, (AC) CA CA	<b>6PK1725</b> <b>6PK1900</b>
2.2 DTI 16V	09/00-07/03	Y22DTH	88	2171	<b>CT924</b> ALT, (-AC) <b>CT924K1</b> ALT, (-AC) ALT, (AC) ALT, (AC) ONLY WITH VD1031	<b>6PK1800</b> <b>6PK1800D1</b> <b>6PK1900</b> <b>6PK1900D1</b> <b>MS03</b> <b>VD1031</b>
			81		<b>CT924</b> ALT, (-AC) <b>CT924K1</b> ALT, (-AC) ALT, (AC) ALT, (AC)	<b>6PK1800</b> <b>6PK1800D1</b> <b>6PK1900</b> <b>6PK1900D1</b>
2.5 DTI	09/01-07/03	Y25DT	110	2497	<b>CT924</b> ALT, PS <b>CT924K1</b> AC	<b>5PK2020</b> <b>5PK830</b>
2.5 TD	04/94-02/01	25DT, X25DT, X25TD	96	2497	<b>CT924</b> AC, ⇨CH-NO V1999999 <b>CT924K1</b> AC, CH-NO W0000001⇨ ALT ALT ONLY WITH VD1025	<b>4PK780</b> <b>4PK800</b> <b>5PK1815</b> <b>5PK1815D1</b> <b>MS22</b> <b>VD1025</b>
2.5 V6	03/94-09/00	X25XE	125	2498	<b>CT884</b> ALT, WP, PS <b>CT884K1</b> ALT, WP, AC, PS, CH-NO S1059678⇨ <b>CT990</b> ALT, WP, AC, PS, ⇨CH-NO S1059678 <b>CT990K1</b> CA, ⇨08/1998, ⇨MTR-NO 08300418 CA, ⇨MTR-NO 08300418 CA, 09/1998⇨, MTR-NO 08300419⇨ CA, MTR-NO 08300419⇨, ⇨MTR-NO 08578511 <b>CT990K2</b> CA, MTR-NO 08578512⇨	<b>6PK1900</b> <b>6PK2020</b> <b>6PK2260</b>
2.6 V6	09/00-07/03	Y26SE	132	2597	<b>CT990</b> ALT, WP, PS <b>CT990K1</b> ALT, WP, AC, PS <b>CT990K2</b> CA CA, ⇨MTR-NO 08578511 CA, MTR-NO 08578512⇨	<b>6PK1900</b> <b>6PK2020</b>
3.0 V6	04/94-02/01	X30XE	155	2962	<b>CT990</b> ALT, WP, PS <b>CT990K1</b> ALT, WP, AC, PS <b>CT990K2</b> CA CA, ⇨MTR-NO 08578511 CA, MTR-NO 08578512⇨	<b>6PK1900</b>





<b>OPEL</b>							
<b>OMEGA B Caravan (21_, 22_, 23_)</b>							
						ALT, WP, AC, PS, CH-NO S1059679⇒ ALT, WP, AC, PS, ⇒CH-NO S1059678 CA, ⇒08/1998, ⇒MTR-NO 08300418 CA, ⇒MTR-NO 08300418 CA, 09/1998⇒, MTR-NO 08300419⇒ CA, MTR-NO 08300419⇒, ⇒MTR-NO 08576442 CA, MTR-NO 08576443⇒	6PK2020 6PK2260
3.2 V6	02/01-07/03	Y32SE	160	3175	<b>CT884</b> <b>CT884K1</b> <b>CT990</b> <b>CT990K1</b> <b>CT990K2</b>	ALT, WP, PS ALT, WP, AC, PS CA CA, ⇒MTR-NO 08578511 CA, MTR-NO 08578512⇒	6PK1900 6PK2020
<b>REKORD A</b>							
1500 (R3)	02/63-12/65		40	1477		ALT, WP, FAN DYN, WP, FAN	AVX10X900 AVX10X975
1700 (R3)	02/63-12/65		44	1668		ALT, WP, FAN DYN, WP, FAN	AVX10X900 AVX10X975
<b>REKORD B</b>							
1.5	08/65-08/66		44	1492		ALT, WP, FAN DYN, WP, FAN	AVX10X900 AVX10X975
<b>REKORD C</b>							
1.5	08/66-12/71	15...	43	1492		PS ALT	AVX10X875 AVX10X900
	02/68-12/71		44			PS ALT, (AUTOM) ALT	AVX10X875 AVX10X888 AVX10X900
1.7	08/66-12/71	17N	44	1698		PS ALT, (AUTOM) ALT	AVX10X875 AVX10X888 AVX10X900
	02/68-12/71		49			PS ALT, (AUTOM) ALT	AVX10X875 AVX10X888 AVX10X900
1.7 S	08/66-12/71	17S	55	1698		PS ALT, (AUTOM) ALT	AVX10X875 AVX10X888 AVX10X900
1.9	08/66-12/71	19S	66	1897		PS ALT, (AUTOM) ALT	AVX10X875 AVX10X888 AVX10X900
1.9 Sprint	08/67-12/71	19SH	78	1897		PS ALT, (AUTOM) ALT	AVX10X875 AVX10X888 AVX10X900
<b>REKORD C Caravan</b>							
1.5	08/66-12/71	15...	43	1492		PS ALT, (AUTOM) ALT	AVX10X875 AVX10X888 AVX10X900
	02/68-12/71		44			PS ALT, (AUTOM) ALT	AVX10X875 AVX10X888 AVX10X900
1.7	08/66-12/71	17N	44	1698		PS ALT, (AUTOM) ALT	AVX10X875 AVX10X888 AVX10X900
	02/68-12/71		49			PS ALT, (AUTOM) ALT	AVX10X875 AVX10X888 AVX10X900
1.7 S	08/66-12/71	17S	55	1698		PS ALT, (AUTOM) ALT	AVX10X875 AVX10X888 AVX10X900
1.9	08/66-12/71	19S	66	1897		PS ALT, (AUTOM) ALT	AVX10X875 AVX10X888 AVX10X900
<b>REKORD C Coupe</b>							
1.7 S	08/66-12/71	17S	55	1698		PS ALT, (AUTOM) ALT	AVX10X875 AVX10X888 AVX10X900
1.9	08/66-12/71	19S	66	1897		PS ALT, (AUTOM) ALT	AVX10X875 AVX10X888 AVX10X900
1.9 Sprint	08/67-12/71	19SH	78	1897		PS ALT, (AUTOM) ALT	AVX10X875 AVX10X888 AVX10X900
<b>REKORD D</b>							
1.7	03/75-08/77	17N	44	1698		PS ALT, (AUTOM) ALT	AVX10X875 AVX10X888 AVX10X900
	01/72-02/75		49			PS ALT, (AUTOM) ALT	AVX10X875 AVX10X888 AVX10X900

**OPEL**



**OPEL**
**OPEL**
**REKORD D**

↔ 1.7 S	01/72-02/75	17S	61	1698	PS ALT, (AUTOM) ALT	AVX10X875 AVX10X888 AVX10X900
1.9	03/75-08/77	19N	55	1897	PS ALT, (AUTOM) ALT	AVX10X875 AVX10X888 AVX10X900
		19SH	66		PS ALT, (AUTOM) ALT	AVX10X875 AVX10X888 AVX10X900
1.9 S	01/72-02/75	19SH	71	1897	PS ALT, (AUTOM) ALT	AVX10X875 AVX10X888 AVX10X900
2.0	09/75-08/77	20S	74	1979	PS ALT, (AUTOM) ALT	AVX10X875 AVX10X888 AVX10X900
2.0 D	08/74-08/77	20D	40	1998	AC VACP PS ALT, (AUTOM) ALT	AVX10X1075 AVX10X800 AVX10X875 AVX10X888 AVX10X900
2.1 D	09/72-08/77	21D	44	2068	AC VACP PS	AVX10X1075 AVX10X800 AVX10X875
					ALT, ⇨CH-NO F1000188	AVX10X900

**REKORD D Caravan**

1.7	03/75-08/77	17N	44	1698	PS ALT, (AUTOM) ALT	AVX10X875 AVX10X888 AVX10X900
	01/72-02/75		49		PS ALT, (AUTOM) ALT	AVX10X875 AVX10X888 AVX10X900
1.7 S	01/72-02/75	17S	61	1698	PS ALT, (AUTOM) ALT	AVX10X875 AVX10X888 AVX10X900
1.9	03/75-08/77	19N	55	1897	PS ALT, (AUTOM) ALT	AVX10X875 AVX10X888 AVX10X900
		19SH	66		PS ALT, (AUTOM) ALT	AVX10X875 AVX10X888 AVX10X900
1.9 S	01/72-02/75	19SH	71	1897	PS ALT, (AUTOM) ALT	AVX10X875 AVX10X888 AVX10X900
2.0 D	08/74-08/77	20D	40	1998	AC VACP PS ALT, (AUTOM) ALT	AVX10X1075 AVX10X800 AVX10X875 AVX10X888 AVX10X900
2.0 S	09/75-08/77	20S	74	1979	PS ALT, (AUTOM) ALT	AVX10X875 AVX10X888 AVX10X900
2.1 D	09/72-08/77	21D	44	2068	AC VACP PS	AVX10X1075 AVX10X800 AVX10X875
					ALT, ⇨CH-NO F1000188	AVX10X900

**REKORD D Coupe**

1.7 S	01/72-02/75	17S	61	1698	PS ALT, (AUTOM) ALT	AVX10X875 AVX10X888 AVX10X900
1.9	03/75-08/77	19N	55	1897	PS ALT, (AUTOM) ALT	AVX10X875 AVX10X888 AVX10X900
		19SH	66		PS ALT, (AUTOM) ALT	AVX10X875 AVX10X888 AVX10X900
1.9 S	01/72-02/75	19SH	71	1897	PS ALT, (AUTOM) ALT	AVX10X875 AVX10X888 AVX10X900
2.0	09/75-08/77	20S	74	1979	PS ALT, (AUTOM) ALT	AVX10X875 AVX10X888 AVX10X900

**REKORD E (17\_, 19\_, 11\_, 14\_, 16\_)**

1.7	09/77-10/82	17N	44	1698	AC PS ALT, MTR-NO 442156⇨ ALT, (AUTOM) ALT	AVX10X1075 AVX10X875 AVX10X888 AVX10X888 AVX10X900
1.8	11/82-08/86	18N	55	1796	AC	AVX10X1075





## OPEL

### REKORD E (17\_, 19\_, 11\_, 14\_, 16\_)

						PS ALT DIS CA	AVX10X825 AVX10X970
					<b>CT639</b> <b>CT720</b>		
1.8 E	05/85-08/86	C18NV	74	1796		PS, AC PS ALT ALT DIS CA	AVX10X1075 AVX10X825 AVX10X960 AVX10X970
					<b>CT639</b> <b>CT720</b>		
1.8 S	11/82-08/86	18S	66	1796		PS, AC PS ALT ALT DIS CA	AVX10X1075 AVX10X825 AVX10X960 AVX10X970
					<b>CT639</b> <b>CT720</b>		
1.9	09/77-10/82	19N	55	1897		PS, AC PS ALT, MTR-NO 19N545155⇒ ALT, ⇒MTR-NO 19N545154	AVX10X1075 AVX10X875 AVX10X888 AVX10X900
2.0	09/77-10/82	20N	66	1979		PS, AC PS ALT, MTR-NO 20N197859⇒ ALT, ⇒MTR-NO 20N197858	AVX10X1075 AVX10X875 AVX10X888 AVX10X900
2.0 D	09/77-10/82	20D	43	1998		AC, PS VACP PS ALT, (AUTOM) ALT	AVX10X1075 AVX10X800 AVX10X875 AVX10X888 AVX10X900
2.0 E	09/77-10/84	20E	81	1979		PS, AC PS ALT ALT	AVX10X1075 AVX10X875 AVX10X888 AVX10X900
2.0 S	08/77-08/86	20S	74	1979		PS, AC PS ALT, MTR-NO 20S665091⇒ ALT, ⇒MTR-NO 20S665090	AVX10X1075 AVX10X875 AVX10X888 AVX10X900
2.1 D	09/77-07/78	21D	44	2068		AC VACP PS ALT, ⇒CH-NO F1000188	AVX10X1075 AVX10X800 AVX10X875 AVX10X900
2.2 D	08/78-08/83	23D	48	2260		AC VACP PS ALT, ⇒CH-NO F1000188 ALT, CH-NO F1000189⇒	AVX10X1075 AVX10X800 AVX10X875 AVX10X900 AVX10X913
	11/82-08/86		52			AC VACP PS ALT, ⇒CH-NO F1000188 ALT, CH-NO F1000189⇒	AVX10X1075 AVX10X800 AVX10X875 AVX10X900 AVX10X913
2.2 E	11/84-08/86	22E	85	2197		PS, (AC) PS ALT	AVX10X1075 AVX10X875 AVX10X888
2.2 TD	06/84-08/86	23TD	63	2260		AC VACP PS ALT, ⇒CH-NO F1000188 ALT, CH-NO F1000189⇒	AVX10X1075 AVX10X800 AVX10X875 AVX10X900 AVX10X913
<b>REKORD E Caravan (61_, 66_, 67_)</b>							
1.7	09/77-10/82	17N	44	1698		AC PS ALT, MTR-NO 442156⇒ ALT, (AUTOM) ALT	AVX10X1075 AVX10X875 AVX10X888 AVX10X888 AVX10X900
1.8	11/82-08/86	18N	55	1796		AC PS ALT DIS CA	AVX10X1075 AVX10X825 AVX10X970
					<b>CT639</b> <b>CT720</b>		
1.8 E	05/85-08/86	C18NV	74	1796		PS, AC PS ALT ALT DIS CA	AVX10X1075 AVX10X825 AVX10X960 AVX10X970
					<b>CT639</b> <b>CT720</b>		
1.8 S	11/82-08/86	18S	66	1796		PS, AC PS	AVX10X1075 AVX10X825

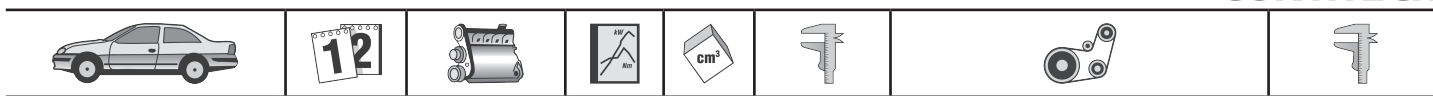


**OPEL**

REKORD E Caravan (61\_, 66\_, 67\_)

						ALT ALT DIS CA	AVX10X960 AVX10X970
					CT639 CT720		
1.9	09/77-10/82	19N	55	1897		PS, AC PS ALT, MTR-NO 19N545155⇒ ALT, ⇒MTR-NO 19N545154	AVX10X1075 AVX10X875 AVX10X888 AVX10X900
2.0	09/77-10/82	20N	66	1979		PS, AC PS ALT, MTR-NO 20N197859⇒ ALT, ⇒MTR-NO 20N197858	AVX10X1075 AVX10X875 AVX10X888 AVX10X900
2.0 D	09/77-10/82	20D	43	1998		AC, PS VACP PS ALT, (AUTOM) ALT	AVX10X1075 AVX10X800 AVX10X875 AVX10X888 AVX10X900
2.0 E	09/77-10/84	20E	81	1979		PS, AC PS ALT ALT	AVX10X1075 AVX10X875 AVX10X888 AVX10X900
2.0 S	08/77-08/86	20S	74	1979		PS, AC PS ALT, MTR-NO 20S665091⇒ ALT, ⇒MTR-NO 20S665090	AVX10X1075 AVX10X875 AVX10X888 AVX10X900
2.1 D	09/77-07/78	21D	44	2068		AC VACP PS ALT, ⇒CH-NO F1000188	AVX10X1075 AVX10X800 AVX10X875 AVX10X900
2.2 D	08/78-08/83	23D	48	2260		AC VACP PS ALT, ⇒CH-NO F1000188 ALT, CH-NO F1000189⇒	AVX10X1075 AVX10X800 AVX10X875 AVX10X900 AVX10X913
2.2 E	11/84-08/86	22E	85	2197		PS, (AC) PS ALT	AVX10X1075 AVX10X875 AVX10X888
2.2 TD	06/84-08/86	23TD	63	2260		AC VACP PS ALT, ⇒CH-NO F1000188 ALT, CH-NO F1000189⇒	AVX10X1075 AVX10X800 AVX10X875 AVX10X900 AVX10X913
2.3 D	11/82-08/86	23D	52	2260		AC VACP PS ALT, ⇒CH-NO F1000188 ALT, CH-NO F1000189⇒	AVX10X1075 AVX10X800 AVX10X875 AVX10X900 AVX10X913
<b>SENATOR A (29_)</b>							
2.0 E	03/83-10/84	H20E	85	1979		PS, (AC) PS ALT AC	AVX10X1075 AVX10X875 AVX10X888 AVX10X888
2.2 E	11/84-08/87	22E	85	2197		PS, (AC) PS ALT AC	AVX10X1075 AVX10X875 AVX10X888 AVX10X888
2.2 TD	11/84-08/87	23TD	63	2260		PS, (AC) PS AC ALT	AVX10X1075 AVX10X875 AVX10X888 AVX10X913
2.5	05/78-12/80	25S	85	2490		PS, (AC) PS ALT AC	AVX10X1075 AVX10X875 AVX10X888 AVX10X888
2.5 E	01/83-08/84	H25E	100	2490		PS, (AC) PS ALT AC	AVX10X1075 AVX10X875 AVX10X888 AVX10X888
	09/84-08/87	25E	103			PS, (AC) PS ALT AC	AVX10X1075 AVX10X875 AVX10X888 AVX10X888
2.8	02/78-04/81	28H	103	2784		AC, (PS) PS ALT, 05/1979⇒ ALT, (AUTOM) AC ALT, ⇒04/1979	AVX10X1075 AVX10X875 AVX10X888 AVX10X888 AVX10X888 AVX10X900

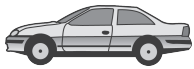




<b>OPEL</b>								
<b>SENATOR A (29_)</b>								
↔ 3.0	04/78-07/82	30H	110	2969		AC, (PS) PS ALT, 05/1979⇒ ALT, (AUTOM) AC ALT, ⇒04/1979	AVX10X1075 AVX10X875 AVX10X888 AVX10X888 AVX10X888 AVX10X900	
	09/85-08/87	C30LE	115			AC, (PS) PS ALT ALT, (AUTOM) AC	AVX10X1075 AVX10X875 AVX10X888 AVX10X888 AVX10X888	
	02/78-12/86	30E	132	2969		AC, (PS) PS ALT, 05/1979⇒ ALT, (AUTOM) AC ALT, ⇒04/1979	AVX10X1075 AVX10X875 AVX10X888 AVX10X888 AVX10X888 AVX10X900	
<b>SENATOR B (29_)</b>								
↔ 2.6 i	09/90-09/93	C26NE	110	2594		ALT, (-AC) ALT, (AC), ⇒MTR-NO 1032426 ALT, (AUTOM-AC), MTR-NO 1032427⇒, FOR ALT: 120A ALT, (-AC), MTR-NO 1032427⇒	6PK1460 6PK2230 6PK2260 6PK2271	
	↔ 3.0	09/87-09/93	C30LE	115	2969		ALT, (-AC), CH-NO M1000001⇒ ALT, (AC), ⇒MTR-NO 1039674, CH-NO M1000001⇒ ALT, (AUTOM-AC), MTR-NO 1039675⇒, FOR ALT: 120A, CH-NO M1000001⇒ ALT, (-AC), MTR-NO 1039675⇒, CH-NO M1000001⇒ PS, ⇒CH-NO M1000000 ALT, ⇒CH-NO M1000000 AC, ⇒CH-NO M1000000 PS, ⇒CH-NO M1000000, (AC)	6PK1460 6PK2230 6PK2260 6PK2271 AVX10X785 AVX10X888 AVX10X888 AVX10X940
		01/88-09/90	30NE	130			ALT, (-AC), CH-NO M1000001⇒ ALT, (AC), ⇒MTR-NO 1039674, CH-NO M1000001⇒ ALT, (AUTOM-AC), MTR-NO 1039675⇒, FOR ALT: 120A, CH-NO M1000001⇒ ALT, (-AC), MTR-NO 1039675⇒, CH-NO M1000001⇒ PS, ⇒CH-NO M1000000 ALT, ⇒CH-NO M1000000 AC, ⇒CH-NO M1000000 PS, ⇒CH-NO M1000000, (AC)	6PK1460 6PK2230 6PK2260 6PK2271 AVX10X785 AVX10X888 AVX10X888 AVX10X940
	↔ 3.0 24V	09/89-09/93	C30SE	150	2969		ALT, (-AC) ALT, (AC), ⇒MTR-NO 1024729 ALT, (AUTOM-AC), MTR-NO 1024730⇒, FOR ALT: 120A ALT, (-AC), MTR-NO 1024730⇒	6PK1460 6PK2230 6PK2260 6PK2271
	↔ 3.0 i KAT	01/88-09/93	C30NE	130	2969		ALT, (-AC) ALT, (AC), ⇒MTR-NO 1039674 ALT, (AC), MTR-NO 1039675⇒, FOR ALT: 120A ALT, (AC), MTR-NO 1039675⇒, NOT FOR ALT: 120A	6PK1460 6PK2230 6PK2260 6PK2271
	<b>SIGNUM</b>							
↔ 1.8	05/03-	Z18XE	90	1796		ALT, (AC) ALT, (-AC) ALT, (Bosch), FOR ALT: 120A, OE-NO 9195336 CA CT975 CT975K3 CT975WP2 CA	5PK1240 5PK940 AP9003	
	09/05-	Z18XER	103			ALT, (-AC) ALT, (AC) CA CT1077 CT1077K1 CT1077WP1 CA	5PK1450 5PK1546 VD1106	
		04/04-	Z19DT	88	1910		ALT, (-AC) ALT, (AC) ALT, (Denso), FOR ALT: 100A, OE-NO 93180098, FOR ALT: 120A, OE-NO 93180102, FOR ALT: 130A, OE-NO 93180104 ALT, (Bosch), OE-NO 93191921, FOR ALT: 120A, OE-NO 93191922, FOR ALT: 140A	6PK1050 6PK1413 AP9017 AP9028







OPEL

**OPEL**

**SIGNUM**

						⇒CH-NO 5545149 CA, MTR-CODE: Z19DT CA, MTR-CODE: Z19DT CA, MTR-CODE: Z19DT	VD1065
		Z19DTH	110			ALT, (-AC) ALT, (-AC), CH-NO 71021892⇒ ALT, (AC) ALT, (AC), CH-NO 71021892⇒ ONLY WITH VD1067 ALT, (Denso), FOR ALT: 100A, OE-NO 93180098, FOR ALT: 120A, OE-NO 93180102, FOR ALT: 130A, OE-NO 93180104 ALT, (Bosch), OE-NO 93191921, FOR ALT: 120A, OE-NO 93191922, FOR ALT: 140A ⇒CH-NO 71021891 CH-NO 71021892⇒	6PK1050 6PK1050D1 6PK1413 6PK1413D2 MS30 AP9017  AP9028  VD1065 VD1067
	08/05-	Z19DT	74			CA, MTR-CODE: Z19DTH CA, MTR-CODE: Z19DTH CA, MTR-CODE: Z19DTH	
						ALT, (-AC) ALT, (AC) ALT, (Denso), FOR ALT: 100A, OE-NO 93180098, FOR ALT: 120A, OE-NO 93180102, FOR ALT: 130A, OE-NO 93180104 ALT, (Bosch), OE-NO 93191921, FOR ALT: 120A, OE-NO 93191922, FOR ALT: 140A ⇒CH-NO 5545149	6PK1050 6PK1413 AP9017  AP9028  VD1065
2.0 DTI	05/03-	Y20DTH	74	1994		CA, MTR-CODE: Z19DT CA, MTR-CODE: Z19DT CA, MTR-CODE: Z19DT	
						ALT, (-AC) ALT, (AC) ONLY WITH VD1031	6PK1805 6PK1880 MS03 VD1031
2.0 Turbo	05/03-	Z20NET	129	1998		ALT, (AC) ALT, (-AC)	5PK1030 5PK880
2.2 direct	05/03-	Z22YH	114	2198		ALT, (AC) ALT, (-AC)	5PK1030 5PK880
2.2 DTI	05/03-	Y22DTR	92	2171		ALT, (-AC) ALT, (AC) ONLY WITH VD1031	6PK1805 6PK1880 MS03 VD1031
2.8 V6 Turbo	09/05-	Z28NEL	169	2792		ALT	6PK2120
	01/06-	Z28NET	184			ALT	6PK2120
3.0 V6 CDTI	05/03-	Y30DT	130	2958		ALT, (AC) CA CA	6PK1920
	09/05-	Z30DT	135	2959		ALT, (AC) CA CA	6PK1920
3.2 V6	05/03-	Z32SE	155	3175		ALT, (-AC) ALT, AC CA CA	6PK1863 6PK1990
<b>SINTRA</b>							
2.2 DTI	07/97-04/99	X22DTH	85	2171		ALT ALT ALT, AC ALT, AC ONLY WITH VD1031	6PK1800 6PK1800D1 6PK1900 6PK1900D1 MS03 VD1031
2.2 i 16V	11/96-04/99	X22XE	104	2198		ALT, (-AC) ALT, (AC) CA CA	6PK1725 6PK1900
3.0 i 24V	11/96-04/99	X30XE	148	2962		ALT, (-AC) ALT, (AC) CA, ⇒MTR-NO 08300000 CA, ⇒MTR-NO 08300000 CA, MTR-NO 08300001⇒ CA, MTR-NO 08300001⇒	6PK1900 6PK2020
<b>SPEEDSTER</b>							
2.0 Turbo	04/03-	Z20LET	147	1998		ALT, AC CA CA, ⇒12/2003	5PK1680
2.2	09/00-	Z22SE	108	2198		ALT, (AC)	5PK1030





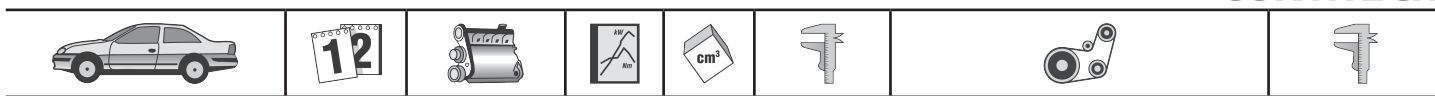
<b>OPEL</b>							
<b>SPEEDSTER</b>							
						ALT, (-AC)	5PK880
<b>TIGRA (95_)</b>							
1.4 16V	08/97-12/00	X14XE	63	1389		ALT, (PS), (-AC) ALT, (AC) ALT, (-PS), (-AC) CA CA	6PK1530 6PK1805 6PK894
	07/94-12/00		66		<b>CT873</b> <b>CT873K1</b>	ALT, PS, MTR-CODE: X14XE ALT, PS, AC, MTR-CODE: X14XE ALT, MTR-CODE: X14XE CA, MTR-CODE: X14XE CA, MTR-CODE: X14XE CA, MTR-CODE: X14XE	6PK1530 6PK1800 6PK894
1.6 16V	07/94-08/98	X16XE	78	1598		ALT, PS ALT, AC ALT CA CA CA CA	6PK1530 6PK1800 6PK894
					<b>CT873</b> <b>CT873K1</b> <b>CT873WP4</b>		
<b>TIGRA TwinTop</b>							
1.3 CDTI	06/04-	Z13DT	51	1248		ALT, (-AC) ALT, AC ALT, (Valeo), OE-NO 13117279, FOR ALT: 100A	6PK1180 6PK1318 AP9035
1.4	06/04-	Z14XEP	66	1364		ALT, PS, (-AC) ALT, PS, AC	5PK1230 5PK1370
1.8	06/04-	Z18XE	92	1796		ALT, (AC) ALT, (-AC) CA CA CA	5PK1212 5PK940
					<b>CT975</b> <b>CT975K3</b> <b>CT975WP2</b>		
<b>VECTRA A (86_, 87_)</b>							
1.4 S	09/88-06/92	14NV	55	1389	<b>CT874</b> <b>CT874K1</b> <b>CT874WP2</b>	CA CA, MTR-NO 19307806⇒ CA, MTR-NO 19307806⇒	
1.6	09/88-05/93	16SV	60	1598		ALT, PS, ⇒CH-NO M1169325, ⇒08/1992 ALT, PS, CH-NO M1169326⇒, ⇒08/1992 ALT, PS, 09/1992⇒ ALT, PS, AC, 09/1992⇒ ALT, ⇒08/1992 AC, ⇒08/1992 CA, ⇒MTR-NO 02J22349, 19307805 CA, ⇒MTR-NO 02J22349, 19307805 CA, MTR-NO 02J22350⇒, 19307806⇒ CA, MTR-NO 02J22350⇒, 19307806⇒ CA, MTR-NO 02J22350⇒, 19307806⇒	5PK975 5PK990 6PK1460 6PK1800 AVX10X913 AVX13X875
					<b>CT558</b> <b>CT558WP1</b> <b>CT874</b> <b>CT874K1</b> <b>CT874WP2</b>		
1.6 i	09/93-11/95	X16SZ	52	1598		ALT ALT, AC CA, ⇒MTR-NO 02J22349 CA, ⇒MTR-NO 02J22349, 19307805 CA, MTR-NO 02J22350⇒ CA, MTR-NO 02J22350⇒ CA, MTR-NO 02J22350⇒, 19307806⇒	6PK1460 6PK1800
		16LZ2	55			ALT ALT, AC CA CA CA	6PK1725 6PK1900
					<b>CT866</b> <b>CT866K1</b>		
	09/88-11/95	C16NZ, E16NZ, C16NZ2				ALT, PS, ⇒CH-NO M1169325 ALT, PS, CH-NO M1169326⇒ ALT AC CA, ⇒MTR-NO 02J22349, 19307805 CA, ⇒MTR-NO 02J22349, 19307805 CA, MTR-NO 02J22350⇒, 19307806⇒ CA, MTR-NO 02J22350⇒, 19307806⇒ CA, MTR-NO 02J22350⇒, 19307806⇒	5PK975 5PK990 AVX10X913 AVX13X875
					<b>CT558</b> <b>CT558WP1</b> <b>CT874</b> <b>CT874K1</b> <b>CT874WP2</b>		
1.7 D	10/88-09/92	17D	42	1700		PS PS PS, (AUTOM) ALT AC CA, ⇒MTR-NO (14/25)333430 CA, ENGINE: Opel, ⇒MTR-NO 14333430 CA, ENGINE: Opel, ⇒MTR-NO 14333430 CA, MTR-NO (14/25)333431⇒	3PK690 AVX10X813 AVX10X825 AVX10X913 AVX13X875
					<b>CT540</b> <b>CT540K1</b> <b>CT540WP1</b> <b>CT871</b>		
	07/92-11/95	17DR	44			PS, (MANL) PS, (AUTOM) AC	AVX10X813 AVX10X825 AVX10X875

**OPEL**


**OPEL**
**OPEL**
**VECTRA A (86\_, 87\_)**

					ALT CA, ⇒MTR-NO (14/25)363651 CA, MTR-NO (14/25)363652⇒ CA, ENGINE: Opel	AVX10X913
1.7 TD	03/90-11/95	17DT (TC4EE1), X17DT (TC4EE1)	60	1686	PS ALT, AC ALT CA CA, ⇒MTR-NO 551 390 CA, MTR-NO 551 391⇒	AVX10X950 AVX13X915 AVX13X925
1.8 i KAT	03/90-11/95	C18NZ	66	1796	PS, ⇒08/1992, (AC) ALT, PS, 08/1992⇒ ALT, PS, AC, 08/1992⇒ ALT, FOR ALT: 90A, ⇒08/1992 PS, ⇒08/1992 ALT, FOR ALT: 70A, ⇒08/1992 AC, ⇒08/1992 CA, ⇒MTR-NO (14/25)142838 CA, ⇒MTR-NO 14142838 CA, MTR-NO (14/25)142839⇒ CA, MTR-NO 14142839⇒	3PK690 6PK1725 6PK1900 AVX10X1000 AVX10X800 AVX10X925 AVX13X875
1.8 S	09/89-10/90	18SV	66	1796	PS, (AC) ALT, FOR ALT: 90A PS ALT, FOR ALT: 70A AC CA, ⇒MTR-NO (14/25)142838 CA, ⇒MTR-NO 14142838 CA, MTR-NO (14/25)142839⇒	3PK690 AVX10X1000 AVX10X800 AVX10X925 AVX13X875
	09/88-07/89	E18NVR	65		PS, (AC) ALT, FOR ALT: 90A PS ALT, FOR ALT: 70A AC CA, ⇒MTR-NO (14/25)142838 CA, ⇒MTR-NO 14142838 CA, MTR-NO (14/25)142839⇒	3PK690 AVX10X1000 AVX10X800 AVX10X925 AVX13X875
1.8 S 4x4	01/89-07/89	E18NVR	65	1796	PS, (AC) ALT, FOR ALT: 90A PS ALT, FOR ALT: 70A AC CA, ⇒MTR-NO (14/25)142838 CA, ⇒MTR-NO 14142838 CA, MTR-NO (14/25)142839⇒	3PK690 AVX10X1000 AVX10X800 AVX10X925 AVX13X875
2.0	09/88-09/89	C20NEF	74	1998	PS, (AC) ALT, FOR ALT: 90A PS ALT, FOR ALT: 70A AC CA, ⇒MTR-NO (14/25)142838 CA, ⇒MTR-NO 14142838, MTR-CODE: C20NE CA, MTR-NO (14/25)142839⇒	3PK690 AVX10X1000 AVX10X800 AVX10X925 AVX13X875
2.0 i	09/88-09/92	20SEH	95	1998	PS, ⇒08/1992, (AC) ALT, PS, 08/1992⇒ ALT, PS, AC, 08/1992⇒ ALT, FOR ALT: 90A, ⇒08/1992 PS, ⇒08/1992 ALT, FOR ALT: 70A, ⇒08/1992 AC, ⇒08/1992 CA, ⇒MTR-NO (14/25)142838 CA, ⇒MTR-NO 14142838 CA, MTR-NO (14/25)142839⇒	3PK690 6PK1725 6PK1900 AVX10X1000 AVX10X800 AVX10X925 AVX13X875
	09/88-10/90	20NE	85		PS, (AC) ALT, FOR ALT: 90A PS ALT, FOR ALT: 70A AC CA, ⇒MTR-NO (14/25)142838 CA, ⇒MTR-NO 14142838 CA, MTR-NO (14/25)142839⇒	3PK690 AVX10X1000 AVX10X800 AVX10X925 AVX13X875
2.0 i 16V	06/94-11/95	X20XEV	100	1998	ALT, (-AC) ALT, (AC) CA CA CA	6PK1725 6PK1900
2.0 i 16V 4x4	06/94-11/95	X20XEV	100	1998	ALT, (-AC)	6PK1725





## OPEL

**VECTRA A (86\_, 87\_)**

					CT870 CT870K1 CT870WP2	ALT, (AC) CA CA CA	6PK1900
2.0 i 4x4	01/89-10/90	20NE	85	1998	CT720 CT720WP1 CT866	PS, (AC) ALT, FOR ALT: 90A PS ALT, FOR ALT: 70A AC CA, ⇒MTR-NO (14/25)142838 CA, ⇒MTR-NO 14142838 CA, MTR-NO (14/25)142839⇒	3PK690 AVX10X1000 AVX10X800 AVX10X925 AVX13X875
	01/89-09/92	20SEH	95		CT720 CT720WP1 CT866	PS, ⇒08/1992, (AC) ALT, PS, 08/1992⇒ ALT, PS, AC, 08/1992⇒ ALT, FOR ALT: 90A, ⇒08/1992 PS, ⇒08/1992 ALT, FOR ALT: 70A, ⇒08/1992 AC, ⇒08/1992 CA, ⇒MTR-NO (14/25)142838 CA, ⇒MTR-NO 14142838 CA, MTR-NO (14/25)142839⇒	3PK690 6PK1725 6PK1900 AVX10X1000 AVX10X800 AVX10X925 AVX13X875
2.0 i 4x4 KAT	01/89-11/95	C20NE	85	1998	CT720 CT720WP1 CT866 CT866K1	PS, ⇒08/1992, (AC) ALT, (-AC), 08/1992⇒ ALT, (AC), 08/1992⇒ ALT, FOR ALT: 90A, ⇒08/1992 PS, ⇒08/1992 ALT, FOR ALT: 70A, ⇒08/1992 AC, ⇒08/1992 CA, ⇒MTR-NO (14/25)142838 CA, ⇒MTR-NO 14142838 CA, MTR-NO (14/25)142839⇒ CA, MTR-NO 14608701⇒	3PK690 6PK1725 6PK1900 AVX10X1000 AVX10X800 AVX10X925 AVX13X875
2.0 i KAT	09/88-11/95	C20NE	85	1998	CT720 CT720WP1 CT866 CT866K1	PS, ⇒08/1992, (AC) ALT, (-AC), 08/1992⇒ ALT, (AC), 08/1992⇒ ALT, FOR ALT: 90A, ⇒08/1992 PS, ⇒08/1992 ALT, FOR ALT: 70A, ⇒08/1992 AC, ⇒08/1992 CA, ⇒MTR-NO (14/25)142838 CA, ⇒MTR-NO 14142838 CA, MTR-NO (14/25)142839⇒ CA, MTR-NO 14608701⇒	3PK690 6PK1725 6PK1900 AVX10X1000 AVX10X800 AVX10X925 AVX13X875
2.0 i Turbo 4x4	06/94-11/95	C20LET	150	1998	CT724 CT871 CT871K1	ALT, PS ALT, PS, AC CA, ⇒MTR-NO (14/25)002934 CA, MTR-NO (14/25)002935⇒ CA	6PK1725 6PK1900
2.5 V6	02/93-11/95	C25XE	125	2498	CT884 CT884K1	ALT, (-AC) ALT, (AC), 08/1993⇒ ALT, (AC), ⇒08/1993, FOR ALT: 120A ALT, (AC), ⇒08/1993 CA CA	6PK1900 6PK2020 6PK2260 6PK2271
2000 16V 4x4	01/89-10/90	20XEJ	110	1998	CT724	PS, (AC) PS ALT AC CA	3PK690 AVX10X788 AVX10X913 AVX13X875
2000/GT 16V	01/89-06/94	20XEJ	110	1998	CT724 CT871	PS, ⇒08/1992, (AC) ALT, PS ALT, PS, AC PS, ⇒08/1992 ALT, ⇒08/1992 AC, ⇒08/1992 CA, ⇒MTR-NO (14/25)142838, ⇒12/1992 CA, MTR-NO (14/25)142839⇒, 01/1993⇒	3PK690 6PK1725 6PK1900 AVX10X788 AVX10X913 AVX13X875
2000/GT 16V 4x4 KAT	02/90-11/95	C20XE	110	1998	CT724 CT724K1 CT871 CT871K1	ALT, PS ALT, PS, AC CA, ⇒MTR-NO (14/25)142838 CA, ⇒MTR-NO 14142838 CA, MTR-NO (14/25)142839⇒ CA, MTR-NO 14142839⇒	6PK1725 6PK1900
2000/GT 16V KAT	02/90-11/95	C20XE	110	1998	CT724 CT724K1	ALT, PS ALT, PS, AC CA, ⇒MTR-NO (14/25)142838 CA, ⇒MTR-NO 14142838	6PK1725 6PK1900

**OPEL**



# OPEL

## VECTRA A (86\_, 87\_)

					<b>CT871</b> <b>CT871K1</b>	CA, MTR-NO (14/25)142839⇒ CA, MTR-NO 14142839⇒	
--	--	--	--	--	--------------------------------	---	--

## VECTRA A CC (88\_, 89\_)

1.4 S	04/88-06/92	14NV	55	1389	<b>CT874</b> <b>CT874K1</b> <b>CT874WP2</b>	CA CA, MTR-NO 19307806⇒ CA, MTR-NO 19307806⇒	
1.6	08/92-07/93	C16LZ2	51	1598	<b>CT866</b> <b>CT866K1</b>	ALT, (-AC), MTR-CODE: C16LZ2 ALT, (AC), MTR-CODE: C16LZ2 CA, MTR-CODE: C16NZ2 CA, MTR-CODE: C16NZ2	<b>6PK1725</b> <b>6PK1900</b>
1.6 i	09/93-11/95	X16SZ	52	1598	<b>CT558</b> <b>CT558WP1</b> <b>CT874</b> <b>CT874K1</b> <b>CT874WP2</b>	ALT ALT, AC CA, ⇒MTR-NO 02J22349, 19307805 CA, ⇒MTR-NO 02J22349, 19307805 CA, MTR-NO 02J22350⇒, 19307806⇒ CA, MTR-NO 02J22350⇒, 19307806⇒ CA, MTR-NO 02J22350⇒, 19307806⇒	<b>6PK1460</b> <b>6PK1800</b>
1.6 i KAT	09/88-11/95	C16NZ, C16NZ2	55	1598	<b>CT558</b> <b>CT558WP1</b> <b>CT866</b> <b>CT866K1</b> <b>CT874</b> <b>CT874K1</b> <b>CT874WP2</b>	ALT, PS, ⇒CH-NO M1169325, ⇒08/1992, MTR-CODE: C16NZ ALT, PS, CH-NO M1169326⇒, ⇒08/1992, MTR-CODE: C16NZ ALT, PS, 09/1992⇒, MTR-CODE: C16NZ ALT, (-AC), MTR-CODE: C16NZ2 ALT, PS, AC, 09/1992⇒, MTR-CODE: C16NZ ALT, (AC), MTR-CODE: C16NZ2 ALT, ⇒08/1992, MTR-CODE: C16NZ AC, ⇒08/1992, MTR-CODE: C16NZ CA, ⇒MTR-NO 02J22349, MTR-CODE: C16NZ CA, ⇒MTR-NO 02J22349, MTR-CODE: C16NZ CA, MTR-CODE: C16NZ2 CA, MTR-CODE: C16NZ2 CA, MTR-NO 02J22350⇒, MTR-CODE: C16NZ CA, MTR-CODE: C16NZ, MTR-NO 02J22350⇒ CA, MTR-CODE: C16NZ, MTR-NO 02J22350⇒	<b>5PK975</b> <b>5PK990</b> <b>6PK1460</b> <b>6PK1725</b> <b>6PK1800</b> <b>6PK1900</b> <b>AVX10X913</b> <b>AVX13X875</b>
1.6 S	09/88-05/93	16SV	60	1598	<b>CT558</b> <b>CT558WP1</b> <b>CT874</b> <b>CT874K1</b> <b>CT874WP2</b>	ALT, PS, ⇒CH-NO M1169325, ⇒08/1992 ALT, PS, CH-NO M1169326⇒, ⇒08/1992 ALT, PS, 09/1992⇒ ALT, PS, AC, 09/1992⇒ ALT, ⇒08/1992 AC, ⇒08/1992 CA, ⇒MTR-NO 02J22349, 19307805 CA, ⇒MTR-NO 02J22349, 19307805 CA, MTR-NO 02J22350⇒, 19307806⇒ CA, MTR-NO 02J22350⇒, 19307806⇒ CA, MTR-NO 02J22350⇒, 19307806⇒	<b>5PK975</b> <b>5PK990</b> <b>6PK1460</b> <b>6PK1800</b> <b>AVX10X913</b> <b>AVX13X875</b>
1.7 D	09/88-09/92	17D	42	1700	<b>CT540</b> <b>CT540K1</b> <b>CT540WP1</b> <b>CT871</b>	PS PS PS, (AUTOM) ALT AC CA, ⇒MTR-NO (14/25)333430 CA, ENGINE: Opel, ⇒MTR-NO 14333430 CA, ENGINE: Opel, ⇒MTR-NO 14333430 CA, MTR-NO (14/25)333431⇒	<b>3PK690</b> <b>AVX10X813</b> <b>AVX10X825</b> <b>AVX10X913</b> <b>AVX13X875</b>
	07/92-11/95	17DR	44		<b>CT540</b> <b>CT871</b> <b>CT871K2</b>	PS, (MANL) PS, (AUTOM) AC ALT CA, ⇒MTR-NO (14/25)363651 CA, MTR-NO (14/25)363652⇒ CA, ENGINE: Opel	<b>AVX10X813</b> <b>AVX10X825</b> <b>AVX10X875</b> <b>AVX10X913</b>
1.7 TD	03/90-11/95	17DT (TC4EE1), X17DT (TC4EE1)	60	1686	<b>CT748</b> <b>CT748K5</b> <b>CT748K6</b>	PS ALT, AC ALT CA CA, ⇒MTR-NO 551 390 CA, MTR-NO 551 391⇒	<b>AVX10X950</b> <b>AVX13X915</b> <b>AVX13X925</b>
1.8 i	09/88-10/90	18SV	66	1796		PS, (AC) ALT, FOR ALT: 90A PS ALT, FOR ALT: 70A AC	<b>3PK690</b> <b>AVX10X1000</b> <b>AVX10X800</b> <b>AVX10X925</b> <b>AVX13X875</b>





## OPEL

### VECTRA A CC (88\_, 89\_)

					CT720 CT720WP1 CT866	CA, ⇒MTR-NO (14/25)142838 CA, ⇒MTR-NO 14142838 CA, MTR-NO (14/25)142839⇒	
1.8 i KAT	03/90-11/95	C18NZ	66	1796	CT720 CT720WP1 CT866 CT866K1	PS, ⇒08/1992, (AC) ALT, PS, 08/1992⇒ ALT, PS, AC, 08/1992⇒ ALT, FOR ALT: 90A, ⇒08/1992 PS, ⇒08/1992 ALT, FOR ALT: 70A, ⇒08/1992 AC, ⇒08/1992 CA, ⇒MTR-NO (14/25)142838 CA, ⇒MTR-NO 14142838 CA, MTR-NO (14/25)142839⇒ CA, MTR-NO 14142839⇒	3PK690 6PK1725 6PK1900 AVX10X1000 AVX10X800 AVX10X925 AVX13X875
1.8 S	09/88-07/89	E18NVR	65	1796	CT720 CT720WP1 CT866	PS, (AC) ALT, FOR ALT: 90A PS ALT, FOR ALT: 70A AC CA, ⇒MTR-NO (14/25)142838 CA, ⇒MTR-NO 14142838 CA, MTR-NO (14/25)142839⇒	3PK690 AVX10X1000 AVX10X800 AVX10X925 AVX13X875
2.0	04/88-09/89	C20NEF	74	1998	CT720 CT720WP1 CT866	PS, (AC) ALT, FOR ALT: 90A PS ALT, FOR ALT: 70A AC CA CA, MTR-CODE: C20NE, ⇒CH-NO 14608700	3PK690 AVX10X1000 AVX10X800 AVX10X925 AVX13X875
2.0 Allrad	08/89-08/95	C20XE	110	1998	CT724 CT724K1 CT871 CT871K1	ALT, (-AC) ALT, (AC) CA, ⇒MTR-NO (14/25)142838 CA, ⇒MTR-NO 14142838 CA, MTR-NO (14/25)142839⇒ CA, MTR-NO 14142839⇒	6PK1725 6PK1900
2.0 i	09/88-10/90	20NE	85	1998	CT720 CT720WP1	PS, (AC) ALT, FOR ALT: 90A PS ALT, FOR ALT: 70A AC CA CA, ⇒MTR-NO 14608700	3PK690 AVX10X1000 AVX10X800 AVX10X925 AVX13X875
2.0 i 16V	02/89-10/90	20XEJ	110	1998	CT724 CT871	ALT, PS ALT, PS, AC CA, ⇒MTR-NO (14/25)142838 CA, MTR-NO (14/25)142839⇒	6PK1725 6PK1900
	06/94-11/95	X20XEV	100		CT870 CT870K1 CT870WP2	ALT, (-AC) ALT, (AC) CA CA CA	6PK1725 6PK1900
2.0 i 16V KAT	02/90-11/95	C20XE	110	1998	CT724 CT724K1 CT871 CT871K1	ALT, (-AC) ALT, (AC) CA, ⇒MTR-NO (14/25)142838 CA, ⇒MTR-NO 14142838 CA, MTR-NO (14/25)142839⇒ CA, MTR-NO 14142839⇒	6PK1725 6PK1900
2.0 i GT	09/88-11/95	20SEH	95	1998	CT720 CT720WP1 CT866	PS, ⇒08/1992, (AC) ALT, PS, 08/1992⇒ ALT, PS, AC, 08/1992⇒ ALT, FOR ALT: 90A, ⇒08/1992 PS, ⇒08/1992 ALT, FOR ALT: 70A, ⇒08/1992 AC, ⇒08/1992 CA, ⇒MTR-NO (14/25)142838 CA, ⇒MTR-NO 14142838 CA, MTR-NO (14/25)142839⇒	3PK690 6PK1725 6PK1900 AVX10X1000 AVX10X800 AVX10X925 AVX13X875
2.0 i KAT	09/88-11/95	C20NE	85	1998	CT720 CT720WP1 CT866	PS, ⇒08/1992, (AC) ALT, (-AC), 08/1992⇒ ALT, (AC), 08/1992⇒ ALT, FOR ALT: 90A, ⇒08/1992 PS, ⇒08/1992 ALT, FOR ALT: 70A, ⇒08/1992 AC, ⇒08/1992 CA, ⇒MTR-NO (14/25)142838 CA, ⇒MTR-NO 14142838 CA, MTR-NO (14/25)142839⇒	3PK690 6PK1725 6PK1900 AVX10X1000 AVX10X800 AVX10X925 AVX13X875



# OPEL

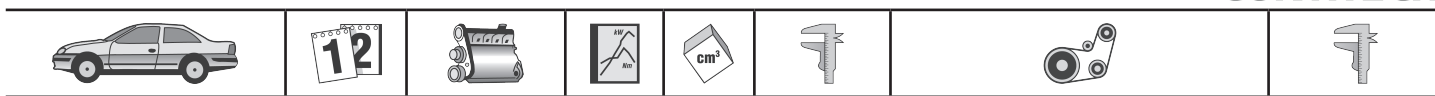
## VECTRA A CC (88\_, 89\_)

↔					<b>CT866K1</b>	CA, MTR-NO 14608701↔	
2.5 V6	02/93-11/95	C25XE	125	2498		ALT, (-AC) ALT, (AC), 08/1993↔ ALT, (AC), ↔08/1993, FOR ALT: 120A ALT, (AC), ↔08/1993	<b>6PK1900</b> <b>6PK2020</b> <b>6PK2260</b> <b>6PK2271</b>
					<b>CT884</b> <b>CT884K1</b>	CA CA	

## VECTRA B (36\_)

1.6 i	10/95-04/02	X16SZR	55	1598		ALT, PS ALT, PS, AC	<b>6PK1460</b> <b>6PK1800</b>
					<b>CT874</b> <b>CT874K1</b> <b>CT874WP2</b>	CA CA CA	
1.6 i 16V	10/95-04/02	X16XEL, Y16XE, Z16XE	74	1598		ALT ALT, AC	<b>6PK1530</b> <b>6PK1800</b>
					<b>CT873</b> <b>CT873K1</b> <b>CT873WP1</b> <b>CT873WP4</b>	CA CA CA, MTR-NO 02MZ5254↔, 20U75999↔ CA, ↔MTR-NO 02MZ5253, 20U75998	
1.7 TD	10/95-12/98	X17DT (TC4EE1)	60	1686		PS ALT, AC ALT	<b>AVX10X950</b> <b>AVX13X915</b> <b>AVX13X925</b>
					<b>CT748</b> <b>CT748K6</b>	CA CA, ENGINE: Isuzu	
1.8 i 16V	10/95-09/00	X18XE	85	1799		ALT, (-AC) ALT, (AC)	<b>6PK1725</b> <b>6PK1900</b>
					<b>CT870</b> <b>CT870K1</b> <b>CT870WP2</b>	CA CA CA	
	09/00-04/02	Z18XE	92	1796		ALT ALT, AC	<b>6PK1538</b> <b>6PK1800</b>
					<b>CT873</b> <b>CT873K1</b> <b>CT873WP2</b>	CA CA CA	
	10/95-09/00	X18XE1	85			ALT, (-AC), MTR-CODE: X18XE1 ALT, (-AC), MTR-CODE: X18XE ALT, (AC), MTR-CODE: X18XE1 ALT, (AC), MTR-CODE: X18XE	<b>6PK1530</b> <b>6PK1725</b> <b>6PK1800</b> <b>6PK1900</b>
					<b>CT873</b> <b>CT873K1</b> <b>CT873WP2</b>	CA, MTR-CODE: X18XE1 CA, MTR-CODE: X18XE1 CA, MTR-CODE: X18XE1	
2.0 DI 16V	11/96-04/02	X20DTL	60	1995		ALT ALT ALT, AC ALT, AC ONLY WITH VD1031	<b>6PK1800</b> <b>6PK1800D1</b> <b>6PK1900</b> <b>6PK1900D1</b> <b>MS03</b> <b>VD1031</b>
2.0 DTI 16V	06/97-04/02	X20DTH, Y20DTH	74	1995		ALT ALT ALT, AC ALT, AC ONLY WITH VD1031	<b>6PK1800</b> <b>6PK1800D1</b> <b>6PK1900</b> <b>6PK1900D1</b> <b>MS03</b> <b>VD1031</b>
2.0 i 16V	10/95-09/00	X20XEV, C20SEL	100	1998		ALT, (-AC) ALT, (AC)	<b>6PK1725</b> <b>6PK1900</b>
					<b>CT870</b> <b>CT870K1</b> <b>CT870WP2</b>	CA CA CA	
2.2 DTI 16V	09/00-04/02	Y22DTR	92	2172		ALT ALT ALT, AC ALT, AC ONLY WITH VD1031	<b>6PK1800</b> <b>6PK1800D1</b> <b>6PK1900</b> <b>6PK1900D1</b> <b>MS03</b> <b>VD1031</b>
2.2 i 16V	09/00-04/02	Z22SE	108	2198		ALT, (AC) ALT, (-AC)	<b>5PK1030</b> <b>5PK880</b>
2.5 i V6	10/95-09/00	X25XE	125	2498		ALT, WP, PS ALT, WP, AC, PS	<b>6PK1900</b> <b>6PK2020</b>
					<b>CT884</b> <b>CT884K1</b> <b>CT990</b> <b>CT990K1</b>	CA, ↔CH-NO W1285446, W5276825, W7154528, WL999999 CA, ↔CH-NO W1285446, W5276825, W7154528, WL999999 CA, CH-NO W1285447↔, W7154259↔, XL000001↔ CA, CH-NO W1285447↔, W7154259↔, XL000001↔	
2.6 i V6	09/00-04/02	Y26SE	125	2597		ALT, WP, PS ALT, WP, AC, PS	<b>6PK1900</b> <b>6PK2020</b>

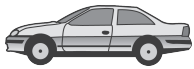




<b>OPEL</b>						
<b>VECTRA B (36_)</b>						
i 500 2.5	05/98-09/00	X25XE	143	2498	<b>CT990</b> CA <b>CT990K1</b> CA, ⇒MTR-NO 11162841, 17080724 <b>CT990K2</b> CA, MTR-NO 11162842⇒, 17080725⇒	<b>6PK1900</b> <b>6PK2020</b>
					<b>CT884</b> ALT, WP, PS ALT, WP, AC, PS CA, ⇒CH-NO W1285446, W5276825, W7154528, WL999999 <b>CT884K1</b> CA, ⇒CH-NO W1285446, W5276825, W7154528, WL999999 <b>CT990</b> CA, CH-NO W1285447⇒, W7154259⇒, XL000001⇒ <b>CT990K1</b> CA, CH-NO W1285447⇒, W7154259⇒, XL000001⇒	
<b>VECTRA B Caravan (31_)</b>						
1.6 i	11/96-06/00	X16SZR	55	1598	<b>CT874</b> ALT, PS <b>CT874K1</b> ALT, PS, AC <b>CT874WP2</b> CA CA CA	<b>6PK1460</b> <b>6PK1800</b>
1.6 i 16V	11/96-07/02	X16XEL, Y16XE, Z16XE	74	1598	<b>CT873</b> ALT <b>CT873K1</b> ALT, AC <b>CT873WP1</b> CA <b>CT873WP4</b> CA, MTR-NO 02MZ5254⇒, 20U75999⇒ CA, ⇒MTR-NO 02MZ5253, 20U75998	<b>6PK1530</b> <b>6PK1800</b>
1.7 TD	11/96-12/97	X17DT (TC4EE1)	60	1686	<b>CT748</b> PS <b>CT748K6</b> ALT, AC ALT CA CA, ENGINE: Isuzu	<b>AVX10X950</b> <b>AVX13X915</b> <b>AVX13X925</b>
1.8 i 16V	11/96-09/00	X18XE	85	1799	<b>CT870</b> ALT, (-AC) <b>CT870K1</b> ALT, (AC) <b>CT870WP2</b> CA CA CA	<b>6PK1725</b> <b>6PK1900</b>
	09/00-07/03	Z18XE	92	1796	<b>CT873</b> ALT <b>CT873K1</b> ALT, AC <b>CT873WP2</b> CA CA CA	<b>6PK1538</b> <b>6PK1800</b>
	11/96-09/00	X18XE1	85		<b>CT870</b> ALT, (-AC), MTR-CODE: X18XE1 <b>CT870K1</b> ALT, (-AC), MTR-CODE: X18XE <b>CT870WP2</b> ALT, (AC), MTR-CODE: X18XE1 ALT, (AC), MTR-CODE: X18XE1 CA, MTR-CODE: X18XE CA, MTR-CODE: X18XE CA, MTR-CODE: X18XE <b>CT873</b> CA, MTR-CODE: X18XE1 <b>CT873K1</b> CA, MTR-CODE: X18XE1 <b>CT873WP2</b> CA, MTR-CODE: X18XE1	<b>6PK1530</b> <b>6PK1725</b> <b>6PK1800</b> <b>6PK1900</b>
2.0 DI 16V	11/96-06/00	X20DTL	60	1995	<b>CT870</b> ALT <b>CT870K1</b> ALT <b>CT870WP2</b> ALT, AC ALT, AC ONLY WITH VD1031	<b>6PK1800</b> <b>6PK1800D1</b> <b>6PK1900</b> <b>6PK1900D1</b> <b>MS03</b> <b>VD1031</b>
2.0 DTI 16V	06/97-07/03	X20DTH, Y20DTH	74	1995	<b>CT870</b> ALT <b>CT870K1</b> ALT <b>CT870WP2</b> ALT, AC ALT, AC ALT, AC ONLY WITH VD1031	<b>6PK1800</b> <b>6PK1800D1</b> <b>6PK1900</b> <b>6PK1900D1</b> <b>MS03</b> <b>VD1031</b>
2.0 i 16V	11/96-09/00	X20XEV, C20SEL	100	1998	<b>CT870</b> ALT, (-AC) <b>CT870K1</b> ALT, (AC) <b>CT870WP2</b> CA CA CA	<b>6PK1725</b> <b>6PK1900</b>
2.2 DTI 16V	09/00-07/03	Y22DTR	92	2172	<b>CT870</b> ALT <b>CT870K1</b> ALT <b>CT870WP2</b> ALT, AC ALT, AC ALT, AC ONLY WITH VD1031	<b>6PK1800</b> <b>6PK1800D1</b> <b>6PK1900</b> <b>6PK1900D1</b> <b>MS03</b> <b>VD1031</b>
2.2 i 16V	09/00-07/03	Z22SE	108	2198	<b>CT870</b> ALT, (AC) <b>CT870K1</b> ALT, (-AC) <b>CT870WP2</b> CA CA	<b>5PK1030</b> <b>5PK880</b>
2.5 i V6	11/96-09/00	X25XE	125	2498	<b>CT884</b> ALT, WP, PS ALT, WP, AC, PS CA, ⇒CH-NO W1285446, W5276825,	<b>6PK1900</b> <b>6PK2020</b>

**OPEL**




**OPEL**
**OPEL**
**VECTRA B Caravan (31\_)**

					<b>CT884K1</b>	W7154528, WL999999 CA, ⇒CH-NO W1285446, W5276825, W7154528, WL999999	
					<b>CT990</b>	CA, CH-NO W1285447⇒, W7154259⇒, XL000001⇒	
					<b>CT990K1</b>	CA, CH-NO W1285447⇒, W7154259⇒, XL000001⇒	
2.6 i V6	09/00-07/03	Y26SE	125	2597		ALT, WP, PS ALT, WP, AC, PS	<b>6PK1900</b> <b>6PK2020</b>
					<b>CT990</b>	CA	
					<b>CT990K1</b>	CA, ⇒MTR-NO 11162841, 17080724	
					<b>CT990K2</b>	CA, MTR-NO 11162842, 17080725⇒	
i 500 2.5	05/98-09/00	X25XE	143	2498		ALT, WP, PS ALT, WP, AC, PS	<b>6PK1900</b> <b>6PK2020</b>
					<b>CT884</b>	CA, ⇒CH-NO W1285446, W5276825, W7154528, WL999999	
					<b>CT884K1</b>	CA, ⇒CH-NO W1285446, W5276825, W7154528, WL999999	
					<b>CT990</b>	CA, CH-NO W1285447⇒, W7154259⇒, XL000001⇒	
					<b>CT990K1</b>	CA, CH-NO W1285447⇒, W7154259⇒, XL000001⇒	

**VECTRA B CC (38\_)**

1.6 i	10/95-07/03	X16SZR	55	1598		ALT, PS ALT, PS, AC	<b>6PK1460</b> <b>6PK1800</b>
					<b>CT874</b>	CA	
					<b>CT874K1</b>	CA	
					<b>CT874WP2</b>	CA	
1.6 i 16V	10/95-07/02	X16XEL, Y16XE, Z16XE	74	1598		ALT ALT, AC	<b>6PK1530</b> <b>6PK1800</b>
					<b>CT873</b>	CA	
					<b>CT873K1</b>	CA	
					<b>CT873WP1</b>	CA, MTR-NO 02MZ5254⇒, 20U75999⇒	
					<b>CT873WP4</b>	CA, ⇒MTR-NO 02MZ5253, 20U75998	
1.7 TD	10/95-12/98	X17DT (TC4EE1)	60	1686		PS ALT, AC ALT	<b>AVX10X950</b> <b>AVX13X915</b> <b>AVX13X925</b>
					<b>CT748</b>	CA	
					<b>CT748K6</b>	CA, ENGINE: Isuzu	
1.8 i 16V	10/95-09/00	X18XE	85	1799		ALT, (-AC) ALT, (AC)	<b>6PK1725</b> <b>6PK1900</b>
					<b>CT870</b>	CA	
					<b>CT870K1</b>	CA	
					<b>CT870WP2</b>	CA	
	09/00-07/03	Z18XE	92	1796		ALT ALT, AC	<b>6PK1538</b> <b>6PK1800</b>
					<b>CT873</b>	CA	
					<b>CT873K1</b>	CA	
					<b>CT873WP2</b>	CA, MTR-CODE: X18XE1	
	10/95-09/00	X18XE1	85			ALT, (-AC), MTR-CODE: X18XE1 ALT, (-AC), MTR-CODE: X18XE ALT, (AC), MTR-CODE: X18XE1 ALT, (AC), MTR-CODE: X18XE	<b>6PK1530</b> <b>6PK1725</b> <b>6PK1800</b> <b>6PK1900</b>
					<b>CT870</b>	CA, MTR-CODE: X18XE	
					<b>CT870K1</b>	CA, MTR-CODE: X18XE	
					<b>CT870WP2</b>	CA, MTR-CODE: X18XE	
					<b>CT873</b>	CA, MTR-CODE: X18XE1	
					<b>CT873K1</b>	CA, MTR-CODE: X18XE1	
					<b>CT873WP2</b>	CA, MTR-CODE: X18XE1	
2.0 DI 16V	11/96-06/00	X20DTL	60	1995		ALT, PS ALT, PS ALT, AC ALT, AC ONLY WITH VD1031	<b>6PK1800</b> <b>6PK1800D1</b> <b>6PK1900</b> <b>6PK1900D1</b> <b>MS03</b> <b>VD1031</b>
2.0 DTI 16V	06/97-07/03	X20DTH, Y20DTH	74	1995		ALT ALT ALT, AC ALT, AC ONLY WITH VD1031	<b>6PK1800</b> <b>6PK1800D1</b> <b>6PK1900</b> <b>6PK1900D1</b> <b>MS03</b> <b>VD1031</b>
2.0 i 16V	10/95-09/00	X20XEV, C20SEL	100	1998		ALT, (-AC) ALT, (AC)	<b>6PK1725</b> <b>6PK1900</b>
					<b>CT870</b>	CA	
					<b>CT870K1</b>	CA	
					<b>CT870WP2</b>	CA	
2.2 DTI 16V	09/00-07/03	Y22DTR	92	2172		ALT ALT	<b>6PK1800</b> <b>6PK1800D1</b>





<b>OPEL</b>							
<b>VECTRA B CC (38_)</b>							
						ALT, AC ALT, AC ONLY WITH VD1031	6PK1900 6PK1900D1 MS03 VD1031
2.2 i 16V	09/00-07/03	Z22SE	108	2198		ALT, (AC) ALT, (-AC)	5PK1030 5PK880
2.5 i V6	10/95-09/00	X25XE	125	2498	CT884 CT884K1 CT990 CT990K1	ALT, WP, PS ALT, WP, AC, PS CA, ⇒CH-NO W1285446, W5276825, W7154528, WL999999 CA, ⇒CH-NO W1285446, W5276825, W7154528, WL999999 CA, CH-NO W1285447⇒, W7154259⇒, XL000001⇒ CA, CH-NO W1285447⇒, W7154259⇒, XL000001⇒	6PK1900 6PK2020
2.6 i V6	09/00-07/03	Y26SE	125	2597	CT990 CT990K1 CT990K2	ALT, WP, PS ALT, WP, AC, PS CA CA, ⇒MTR-NO 11162841, 17080724 CA, MTR-NO 11162842, 17080725⇒	6PK1900 6PK2020
<b>VECTRA C</b>							
1.6	01/06-	Z16XEP	77	1598	CT1077 CT1077K1 CT1077WP1	ALT, (-AC) ALT, (AC), ⇒MTR-NO 51999999, 58999999 ALT, (AC), MTR-NO 61000001⇒ CA CA CA	5PK1450 5PK1546 5PK1570 VD1106
1.6 16V	06/04-	Z16XE	74	1598	CT975 CT975K3 CT975WP1	ALT, (AC), ⇒CH-NO 51058884, 48999999 ALT, (AC), CH-NO 51058885⇒, 58xxxxxx⇒ ALT, (-AC) ALT, (Bosch), FOR ALT: 120A, OE-NO 9195336 CA CA CA	5PK1240 5PK1255 5PK940 AP9003
1.8	04/02-	Z18XEL	81	1796	CT975 CT975K3 CT975WP2	ALT, (AC), ⇒CH-NO 51058884, 48999999 ALT, (AC), CH-NO 51058885⇒, 58xxxxxx⇒ ALT, (-AC) ALT, (Bosch), FOR ALT: 120A, OE-NO 9195336 CA CA CA	5PK1240 5PK1255 5PK940 AP9003
	01/06-	Z18XER	103		CT1077 CT1077K1 CT1077WP1	ALT, (-AC) ALT, (AC), ⇒MTR-NO 51999999, 58999999 ALT, (AC), MTR-NO 61000001⇒ CA CA CA	5PK1450 5PK1546 5PK1570 VD1106
1.8 16V	04/02-	Z18XE	90	1796	CT975 CT975K3 CT975WP2	ALT, (AC), ⇒CH-NO 51058884, 48999999 ALT, (AC), CH-NO 51058885⇒, 58xxxxxx⇒ ALT, (-AC) ALT, (Bosch), FOR ALT: 120A, OE-NO 9195336 CA CA CA	5PK1240 5PK1255 5PK940 AP9003
1.9 CDTI	04/04-	Z19DT	88	1910	CT1106 CT1106K1 CT1106WP1	ALT, (-AC) ALT, AC ALT, (Denso), FOR ALT: 100A, OE-NO 93180098, FOR ALT: 120A, OE-NO 93180102, FOR ALT: 130A, OE-NO 93180104 ALT, (Bosch), OE-NO 93191921, FOR ALT: 120A, OE-NO 93191922, FOR ALT: 140A ⇒CH-NO 5545149 CA, MTR-CODE: Z19DT CA, MTR-CODE: Z19DT CA, MTR-CODE: Z19DT	6PK1050 6PK1413 AP9017 AP9028 VD1065
		Z19DTH	110			ALT, (-AC) ALT, (-AC), CH-NO 71021892⇒ ALT, AC ALT, AC, CH-NO 71021892⇒ ONLY WITH VD1067 ALT, (Denso), FOR ALT: 100A, OE-NO	6PK1050 6PK1050D1 6PK1413 6PK1413D2 MS30 AP9017

**OPEL**



OPEL

**OPEL**

**VECTRA C**

						ALT, (Bosch), OE-NO 93191921, FOR ALT: 120A, OE-NO 93191922, FOR ALT: 140A ⇒CH-NO 71021891, 48999999 CH-NO 71021892⇒	<b>AP9028</b> <b>VD1065</b> <b>VD1067</b>
	10/05-	Z19DT	74			<b>CT1105</b> <b>CT1105K1</b> <b>CT1105WP1</b> CA, MTR-CODE: Z19DTH CA, MTR-CODE: Z19DTH CA, MTR-CODE: Z19DTH	
						ALT, (-AC) ALT, AC ALT, (Denso), FOR ALT: 100A, OE-NO 93180098, FOR ALT: 120A, OE-NO 93180102, FOR ALT: 130A, OE-NO 93180104 ALT, (Bosch), OE-NO 93191921, FOR ALT: 120A, OE-NO 93191922, FOR ALT: 140A ⇒CH-NO 5545149	<b>6PK1050</b> <b>6PK1413</b> <b>AP9017</b>  <b>AP9028</b> <b>VD1065</b>
						<b>CT1106</b> <b>CT1106K1</b> <b>CT1106WP1</b> CA, MTR-CODE: Z19DT CA, MTR-CODE: Z19DT CA, MTR-CODE: Z19DT	
2.0 16V Turbo	03/03-	Z20NET	129	1998		ALT, AC ALT, (-AC)	<b>5PK1030</b> <b>5PK880</b>
2.0 DTI 16V	04/02-	Y20DTH	74	1995		ALT, (-AC) ALT, AC ONLY WITH VD1031	<b>6PK1805</b> <b>6PK1880</b> <b>MS03</b> <b>VD1031</b>
2.2 16V	04/02-	Z22SE	108	2198		ALT, (AC) ALT, (-AC)	<b>5PK1030</b> <b>5PK880</b>
2.2 direct	10/03-	Z22YH	114	2198		ALT, (AC) ALT, (-AC)	<b>5PK1030</b> <b>5PK880</b>
2.2 DTI 16V	04/02-	Y22DTR	92	2172		ALT, (-AC) ALT, AC ONLY WITH VD1031	<b>6PK1805</b> <b>6PK1880</b> <b>MS03</b> <b>VD1031</b>
2.8 V6 Turbo	08/05-	Z28NEL	169	2792		ALT	<b>6PK2120</b>
		Z28NET	188			ALT	<b>6PK2120</b>
3.0 CDTI	08/06-		184			ALT	<b>6PK2120</b>
	06/03-	Y30DT	130	2958		ALT, PS, AC CA CA	<b>6PK1920</b>
3.0 CDTi	08/05-	Z30DT	135	2958		ALT, PS, AC CA CA	<b>6PK1920</b>
3.2 V6	08/02-	Z32SE	155	3175		ALT, (-AC) ALT, AC	<b>6PK1863</b> <b>6PK1990</b>
					<b>CT990</b> <b>CT990K2</b> CA CA		
<b>VECTRA C Caravan</b>							
1.6	01/06-	Z16XEP	77	1598		ALT, (-AC) ALT, (AC), ⇒MTR-NO 51999999, 58999999 ALT, (AC), MTR-NO 61000001⇒	<b>5PK1450</b> <b>5PK1546</b> <b>5PK1570</b>
						<b>CT1077</b> <b>CT1077K1</b> <b>CT1077WP1</b> CA CA CA	
1.6 16V	06/04-	Z16XE	74	1598		ALT, (AC), ⇒CH-NO 51058884, 48999999 ALT, (AC), CH-NO 51058885⇒, 58xxxxxx⇒ ALT, (-AC) ALT, (Bosch), FOR ALT: 120A, OE-NO 9195336	<b>5PK1240</b> <b>5PK1255</b> <b>5PK940</b> <b>AP9003</b>
						<b>CT975</b> <b>CT975K3</b> <b>CT975WP1</b> CA CA CA	
1.8	10/03-	Z18XE	90	1796		ALT, (AC), ⇒CH-NO 51058884, 48999999 ALT, (AC), CH-NO 51058885⇒, 58xxxxxx⇒ ALT, (-AC) ALT, (Bosch), FOR ALT: 120A, OE-NO 9195336	<b>5PK1240</b> <b>5PK1255</b> <b>5PK940</b> <b>AP9003</b>
					<b>CT975</b> <b>CT975K3</b> <b>CT975WP2</b> CA CA CA		
	01/06-	Z18XER	103			ALT, (-AC) ALT, (AC), ⇒MTR-NO 51999999, 58999999 ALT, (AC), MTR-NO 61000001⇒	<b>5PK1450</b> <b>5PK1546</b> <b>5PK1570</b> <b>VD1106</b>
						<b>CT1077</b> <b>CT1077K1</b> <b>CT1077WP1</b> CA CA CA	
1.9 CDTI	04/04-	Z19DT	88	1910		ALT, (-AC) ALT, AC	<b>6PK1050</b> <b>6PK1413</b>





# OPEL

## VECTRA C Caravan

					ALT, (Denso), FOR ALT: 100A, OE-NO 93180098, FOR ALT: 120A, OE-NO 93180102, FOR ALT: 130A, OE-NO 93180104 ALT, (Bosch), OE-NO 93191921, FOR ALT: 120A, OE-NO 93191922, FOR ALT: 140A ⇒CH-NO 5545149	AP9017 AP9028 VD1065
		Z19DTH	110		CT1106 CT1106K1 CT1106WP1 CA, MTR-CODE: Z19DT CA, MTR-CODE: Z19DT CA, MTR-CODE: Z19DT	6PK1050 6PK1050D1 6PK1413 6PK1413D2 MS30 AP9017
					ALT, (-AC) ALT, (-AC), CH-NO 71021892⇒ ALT, AC ALT, AC, CH-NO 71021892⇒ ONLY WITH VD1067 ALT, (Denso), FOR ALT: 100A, OE-NO 93180098, FOR ALT: 120A, OE-NO 93180102, FOR ALT: 130A, OE-NO 93180104 ALT, (Bosch), OE-NO 93191921, FOR ALT: 120A, OE-NO 93191922, FOR ALT: 140A ⇒CH-NO 71021891, 48999999 CH-NO 71021892⇒	AP9028 VD1065 VD1067
					CT1105 CT1105K1 CT1105WP1 CA, MTR-CODE: Z19DTH CA, MTR-CODE: Z19DTH CA, MTR-CODE: Z19DTH	
	10/05-	Z19DTL	74		ALT, (-AC) ALT, AC ALT, (Denso), FOR ALT: 100A, OE-NO 93180098, FOR ALT: 120A, OE-NO 93180102, FOR ALT: 130A, OE-NO 93180104 ALT, (Bosch), OE-NO 93191921, FOR ALT: 120A, OE-NO 93191922, FOR ALT: 140A ⇒CH-NO 5545149	6PK1050 6PK1413 AP9017 AP9028 VD1065
					CT1106 CT1106K1 CT1106WP1 CA, MTR-CODE: Z19DT CA, MTR-CODE: Z19DT CA, MTR-CODE: Z19DT	
2.0 DTI	10/03-	Y20DTH	74	1995	ALT, (-AC) ALT, AC ONLY WITH VD1031	6PK1805 6PK1880 MS03 VD1031
2.0 Turbo	10/03-	Z20NET	129	1998	ALT, AC ALT, (-AC)	5PK1030 5PK880
2.2 direct	10/03-	Z22YH	114	2198	ALT, (AC) ALT, (-AC)	5PK1030 5PK880
2.2 DTI	10/03-	Y22DTR	92	2172	ALT, (-AC) ALT, AC ONLY WITH VD1031	6PK1805 6PK1880 MS03 VD1031
2.8 V6 Turbo	08/05-	Z28NEL	169	2792	ALT	6PK2120
		Z28NET	188		ALT	6PK2120
	01/07-		206		ALT	6PK2120
			184		ALT	6PK2120
3.0 V6 CDTI	10/03-	Y30DT	130	2958	ALT, PS, AC CA CA	6PK1920
					CT1079 CT1079K1	
	08/05-	Z30DT	135		ALT, PS, AC CA CA	6PK1920
					CT1079 CT1079K1	
3.2 V6	10/03-	Z32SE	155	3175	ALT, (-AC) ALT, AC CA CA	6PK1863 6PK1990
					CT990 CT990K2	
VECTRA C GTS						
1.6	08/05-	Z16XE	74	1598	ALT, (AC), ⇒CH-NO 51058884, 48999999 ALT, (AC), CH-NO 51058885⇒, 58xxxxxx⇒ ALT, (-AC) ALT, (Bosch), FOR ALT: 120A, OE-NO 9195336 CA CA CA	5PK1240 5PK1255 5PK940 AP9003
					CT975 CT975K3 CT975WP1	
	01/06-	Z16XEP	77		ALT, (-AC) ALT, (AC), ⇒MTR-NO 51999999, 58999999 ALT, (AC), MTR-NO 61000001⇒ CA	5PK1450 5PK1546 5PK1570 VD1106
					CT1077	



OPEL

**OPEL**

VECTRA C GTS

					<b>CT1077K1</b> <b>CT1077WP1</b>	CA CA	
1.8	01/06-	Z18XER	103	1796		ALT, (-AC) ALT, (AC), ⇒MTR-NO 51999999, 58999999 ALT, (AC), MTR-NO 61000001⇒	<b>5PK1450</b> <b>5PK1546</b> <b>5PK1570</b> <b>VD1106</b>
					<b>CT1077</b> <b>CT1077K1</b> <b>CT1077WP1</b>	CA CA CA	
1.8 16V	08/02-	Z18XE	90	1796		ALT, (AC), ⇒CH-NO 51058884, 48999999 ALT, (AC), CH-NO 51058885⇒, 58xxxxxx⇒ ALT, (-AC) ALT, (Bosch), FOR ALT: 120A, OE-NO 9195336	<b>5PK1240</b> <b>5PK1255</b> <b>5PK940</b> <b>AP9003</b>
					<b>CT975</b> <b>CT975K3</b> <b>CT975WP2</b>	CA CA CA	
1.9 CDTI	04/04-	Z19DT	88	1910		ALT, (-AC) ALT, AC ALT, (Denso), FOR ALT: 100A, OE-NO 93180098, FOR ALT: 120A, OE-NO 93180102, FOR ALT: 130A, OE-NO 93180104 ALT, (Bosch), OE-NO 93191921, FOR ALT: 120A, OE-NO 93191922, FOR ALT: 140A ⇒CH-NO 5545149	<b>6PK1050</b> <b>6PK1413</b> <b>AP9017</b>
					<b>CT1106</b> <b>CT1106K1</b> <b>CT1106WP1</b>	CA, MTR-CODE: Z19DT CA, MTR-CODE: Z19DT CA, MTR-CODE: Z19DT	
		Z19DTH	110			ALT, (-AC) ALT, (-AC), CH-NO 71021892⇒ ALT, AC ALT, AC, CH-NO 71021892⇒ ONLY WITH VD1067 ALT, (Denso), FOR ALT: 100A, OE-NO 93180098, FOR ALT: 120A, OE-NO 93180102, FOR ALT: 130A, OE-NO 93180104 ALT, (Bosch), OE-NO 93191921, FOR ALT: 120A, OE-NO 93191922, FOR ALT: 140A ⇒CH-NO 71021891, 48999999 CH-NO 71021892⇒	<b>6PK1050</b> <b>6PK1050D1</b> <b>6PK1413</b> <b>6PK1413D2</b> <b>MS30</b> <b>AP9017</b>
					<b>CT1105</b> <b>CT1105K1</b> <b>CT1105WP1</b>	CA, MTR-CODE: Z19DTH CA, MTR-CODE: Z19DTH CA, MTR-CODE: Z19DTH	<b>AP9028</b> <b>VD1065</b> <b>VD1067</b>
	10/05-	Z19DT	74			ALT, (-AC) ALT, AC ALT, (Denso), FOR ALT: 100A, OE-NO 93180098, FOR ALT: 120A, OE-NO 93180102, FOR ALT: 130A, OE-NO 93180104 ALT, (Bosch), OE-NO 93191921, FOR ALT: 120A, OE-NO 93191922, FOR ALT: 140A ⇒CH-NO 5545149	<b>6PK1050</b> <b>6PK1413</b> <b>AP9017</b>
					<b>CT1106</b> <b>CT1106K1</b> <b>CT1106WP1</b>	CA, MTR-CODE: Z19DT CA, MTR-CODE: Z19DT CA, MTR-CODE: Z19DT	<b>AP9028</b> <b>VD1065</b>
2.0 16V Turbo	03/03-	Z20NET	129	1998		ALT, AC ALT, (-AC)	<b>5PK1030</b> <b>5PK880</b>
2.0 DTI 16V	08/02-	Y20DTH	74	1995		ALT, (-AC) ALT, AC ONLY WITH VD1031	<b>6PK1805</b> <b>6PK1880</b> <b>MS03</b> <b>VD1031</b>
2.2 16V	08/02-	Z22SE	108	2198		ALT, (AC) ALT, (-AC)	<b>5PK1030</b> <b>5PK880</b>
2.2 direct	10/03-	Z22YH	114	2198		ALT, (AC) ALT, (-AC)	<b>5PK1030</b> <b>5PK880</b>
2.2 DTI 16V	08/02-	Y22DTR	92	2172		ALT, (-AC) ALT, AC ONLY WITH VD1031	<b>6PK1805</b> <b>6PK1880</b> <b>MS03</b> <b>VD1031</b>
2.8 V6 Turbo	08/05-	Z28NEL	169	2792		ALT	<b>6PK2120</b>
		Z28NET	188			ALT	<b>6PK2120</b>
	08/06-		184			ALT	<b>6PK2120</b>
			206			ALT	<b>6PK2120</b>
3.0 CDTI	06/03-	Y30DT	130	2958		ALT, PS, AC CA CA	<b>6PK1920</b>
					<b>CT1079</b> <b>CT1079K1</b>	CA CA	





<b>OPEL</b>							
<b>VECTRA C GTS</b>							
↔ 3.0 CDTi	08/05-	Z30DT	135	2958	CT1079 CT1079K1	ALT, PS, AC CA CA	6PK1920
3.2 V6	08/02-	Z32SE	155	3175	CT990 CT990K2	ALT, (-AC) ALT, AC CA CA	6PK1863 6PK1990
<b>VIVARO Combi (J7)</b>							
1.9 DI	08/01-	F9Q774, F9Q762	60	1870	CT1025 CT1025K1 CT1025WP1 CT1025WP2	ALT, (-AC) ALT, (AC) ALT, (Valeo), FOR ALT: 125A, OE-NO 9111540, 93160665, 93161425, 93189523, MTR-CODE: F9Q-762 ALT, (Valeo), FOR ALT: 120A, ALT-No: SG 12 B 050, SG 12 B 095, SG 12 B 108, SG 12 B 116, (-AC) (AC) CA CA CA CA	5PK1125 6PK1795 AP9039  AP9043  VD1101
1.9 DTI	08/01-	F9Q760	74	1870	CT1025 CT1025K1 CT1025WP1 CT1025WP2	ALT, (-AC) ALT, (AC) ALT, (Valeo), FOR ALT: 125A, OE-NO 9111540, 93160665, 93161425, 93189523 ALT, (Valeo), FOR ALT: 120A, ALT-No: SG 12 B 050, SG 12 B 095, SG 12 B 108, SG 12 B 116, (-AC) (AC) CA CA CA CA	5PK1125 6PK1795 AP9039  AP9043  VD1101
2.0 16V	08/01-	F4R720	88	1998	CT1130	ALT, (-AC), MTR-CODE: F4R 720, F4R 820 ALT, (AC), MTR-CODE: F4R 720, F4R 820 CA, MTR-CODE: F4R 720, F4R 820	5PK1125 6PK1795
2.0 CDTI	08/06-	M9R780, M9R782, M9R786	66	1995	CT1130	ALT, (-AC), (-PTO) ALT, (-AC), (PTO), OE-NO 93161809, 4431667 ALT, (AC), (PTO) ALT, (-AC), (PTO), OE-NO 93198427, 4434866	7PK1741 7PK1970  7PK1970 7PK2000
		M9R780, M9R786, M9R784, M9R788	84			ALT, (-AC), (-PTO) ALT, (-AC), (PTO), OE-NO 93161809, 4431667 ALT, (AC), (PTO) ALT, (-AC), (PTO), OE-NO 93198427, 4434866	7PK1741 7PK1970  7PK1970 7PK2000
2.0 ECOTEC	08/06-	F4R820	86	1998	CT1130	ALT, (-AC), MTR-CODE: F4R 720, F4R 820 ALT, (AC), MTR-CODE: F4R 720, F4R 820 CA, MTR-CODE: F4R 720, F4R 820	5PK1125 6PK1795
2.5 CDTI	08/06-	G9U630	107	2463	CT1046 CT1046K1	ALT ALT, (AC), (PTO), OE-NO 4434612, 8200778717 ALT, (Valeo), FOR ALT: 125A, OE-NO 91111540, 93160665, 93161425, 93189523 CA CA	7PK1795 7PK1834  AP9039
			84	2464		ALT, (Valeo), FOR ALT: 125A, OE-NO 91111540, 93160665, 93161425, 93189523	AP9039
2.5 DTI	05/03-	G9U730, G9U630	99	2463	CT1046 CT1046K1	ALT, (-AC), ⇨07/2006 ALT, (AC), ⇨07/2006 ALT, (Valeo), FOR ALT: 125A, OE-NO 91111540, 93160665, 93161425, 93189523 ⇨CH-NO C069549, (AC) CA, ⇨07/2006 CA, ⇨07/2006	6PK1153 6PK1795 AP9039  VD1109
<b>VIVARO Kasten (F7)</b>							
1.9 DI	08/01-	F9Q762	60	1870	CT1025 CT1025K1	ALT, (-AC) ALT, (AC) ALT, (Valeo), FOR ALT: 125A, OE-NO 9111540, 93160665, 93161425, 93189523 ALT, (Valeo), FOR ALT: 120A, ALT-No: SG 12 B 050, SG 12 B 095, SG 12 B 108, SG 12 B 116, (-AC) (AC) CA CA	5PK1125 6PK1795 AP9039  AP9043  VD1101

**OPEL**




**OPEL**

**VIVARO Kasten (F7)**

					<b>CT1025WP1</b> <b>CT1025WP2</b>	CA CA	
1.9 DTI	08/01-	F9Q760	74	1870		ALT, (-AC) ALT, (AC) ALT, (Valeo), FOR ALT: 125A, OE-NO 9111540, 93160665, 93161425, 93189523 ALT, (Valeo), FOR ALT: 120A, ALT-No: SG 12 B 050, SG 12 B 095, SG 12 B 108, SG 12 B 116, (-AC) (AC)	<b>5PK1125</b> <b>6PK1795</b> <b>AP9039</b>  <b>AP9043</b>  <b>VD1101</b>
					<b>CT1025</b> <b>CT1025K1</b> <b>CT1025WP1</b> <b>CT1025WP2</b>	CA CA CA CA	
2.0 16V	08/01-	F4R720	88	1998		ALT, (-AC), MTR-CODE: F4R 720, F4R 820 ALT, (AC), MTR-CODE: F4R 720, F4R 820 CA, MTR-CODE: F4R 720, F4R 820	<b>5PK1125</b> <b>6PK1795</b>
					<b>CT1130</b>		
2.0 CDTI	08/06-	M9R780, M9R782, M9R786	66	1995		ALT, (-AC), (-PTO) ALT, (-AC), (PTO), OE-NO 93161809, 4431667 ALT, (AC), (PTO) ALT, (-AC), (PTO), OE-NO 93198427, 4434866	<b>7PK1741</b> <b>7PK1970</b>  <b>7PK1970</b> <b>7PK2000</b>
		M9R780, M9R786, M9R784, M9R788	84			ALT, (-AC), (-PTO) ALT, (-AC), (PTO), OE-NO 93161809, 4431667 ALT, (AC), (PTO) ALT, (-AC), (PTO), OE-NO 93198427, 4434866	<b>7PK1741</b> <b>7PK1970</b>  <b>7PK1970</b> <b>7PK2000</b>
2.0 ECOTEC	08/06-	F4R820	86	1998		ALT, (-AC), MTR-CODE: F4R 720, F4R 820 ALT, (AC), MTR-CODE: F4R 720, F4R 820 CA, MTR-CODE: F4R 720, F4R 820	<b>5PK1125</b> <b>6PK1795</b>
					<b>CT1130</b>		
2.5 CDTI	08/06-	G9MB6, G9U630	107	2463		ALT ALT, (AC), (PTO), OE-NO 4434612, 8200778717 ALT, (Valeo), FOR ALT: 125A, OE-NO 91111540, 93160665, 93161425, 93189523, MTR-CODE: G9U 630	<b>7PK1795</b> <b>7PK1834</b>  <b>AP9039</b>
		G9U630	84	2464		ALT, (Valeo), FOR ALT: 125A, OE-NO 91111540, 93160665, 93161425, 93189523	<b>AP9039</b>
2.5 DTI	05/03-	G9U730, G9U630	99	2463		ALT, (-AC), ⇨07/2006 ALT, (AC), ⇨07/2006 ALT, (Valeo), FOR ALT: 125A, OE-NO 91111540, 93160665, 93161425, 93189523 ⇨CH-NO C069549, (AC) CA, ⇨07/2006 CA, ⇨07/2006	<b>6PK1153</b> <b>6PK1795</b> <b>AP9039</b>  <b>VD1109</b>
					<b>CT1046</b> <b>CT1046K1</b>	CA CA	

**VIVARO Pritsche/Fahrgestell (E7)**

1.9 Di	08/06-	F9Q762	60	1870		ALT, (Valeo), FOR ALT: 125A, OE-NO 91111540, 93160665, 93161425, 93189523 ALT, (Valeo), FOR ALT: 120A, ALT-No: SG 12 B 050, SG 12 B 095, SG 12 B 108, SG 12 B 116, (-AC)	<b>AP9039</b>  <b>AP9043</b>
1.9 DTI	08/06-	F9Q760	74	1870		ALT, (-AC) ALT, (AC) ALT, (Valeo), FOR ALT: 125A, OE-NO 91111540, 93160665, 93161425, 93189523 ALT, (Valeo), FOR ALT: 120A, ALT-No: SG 12 B 050, SG 12 B 095, SG 12 B 108, SG 12 B 116, (-AC) (AC)	<b>5PK1125</b> <b>6PK1795</b> <b>AP9039</b>  <b>AP9043</b>  <b>VD1101</b>
					<b>CT1025</b> <b>CT1025K1</b> <b>CT1025WP1</b> <b>CT1025WP2</b>	CA CA CA CA	
2.0 16V	08/06-	F4R720	88	1998		ALT, (-AC), MTR-CODE: F4R 720, F4R 820 ALT, (AC), MTR-CODE: F4R 720, F4R 820 CA, MTR-CODE: F4R 720, F4R 820	<b>5PK1125</b> <b>6PK1795</b>
					<b>CT1130</b>		
2.0 CDTI	01/06-	M9R782	66	1995		ALT, (-AC), (-PTO) ALT, (-AC), (PTO), OE-NO 93161809, 4431667 ALT, (AC), (PTO) ALT, (-AC), (PTO), OE-NO 93198427, 4434866	<b>7PK1741</b> <b>7PK1970</b>  <b>7PK1970</b> <b>7PK2000</b>
	08/06-	M9R780	84			ALT, (-AC), (-PTO) ALT, (-AC), (PTO), OE-NO 93161809,	<b>7PK1741</b> <b>7PK1970</b>





## OPEL

### VIVARO Pritsche/Fahrgestell (E7)

						4431667 ALT, (AC), (PTO) ALT, (-AC), (PTO), OE-NO 93198427, 4434866	<b>7PK1970</b> <b>7PK2000</b>
2.0 ECOTEC	08/06-	F4R820	86	1998	<b>CT1130</b>	ALT, (-AC), MTR-CODE: F4R 720, F4R 820 ALT, (AC), MTR-CODE: F4R 720, F4R 820 CA, MTR-CODE: F4R 720, F4R 820	<b>5PK1125</b> <b>6PK1795</b>
2.5 CDTi	08/06-	G9U630	84	2464		ALT, (Valeo), FOR ALT: 125A, OE-NO 91111540, 93160665, 93161425, 93189523	<b>AP9039</b>
			107	2463	<b>CT1046</b> <b>CT1046K1</b>	ALT, (AC) ALT, (AC), (PTO), OE-NO 4434612, 8200778717 ALT, (Valeo), FOR ALT: 125A, OE-NO 91111540, 93160665, 93161425, 93189523 CA CA	<b>6PK1795</b> <b>7PK1834</b> <b>AP9039</b>
2.5 DTi	08/06-	G9U730	99	2463		ALT, (Valeo), FOR ALT: 125A, OE-NO 91111540, 93160665, 93161425, 93189523	<b>AP9039</b>

### ZAFIRA A (F75\_)

1.6	09/02-06/05	Z16YNG	70	1598		ALT, (Bosch), FOR ALT: 120A, OE-NO 9195336	<b>AP9003</b>
1.6 16V	04/99-06/05	X16XEL, Z16XE	74	1598	<b>CT975</b> <b>CT975K2</b> <b>CT975K3</b> <b>CT975WP1</b> <b>CT975WP3</b> <b>CT975WP6</b>	ALT, (AC) ALT, (AC), FOR ALT: 100A, CH-NO 22999999⇒, 2H999999⇒ ALT, (AC), FOR ALT: 100A, ⇒CH-NO 12999999, 1H999999 ALT, (-AC) ALT, (Bosch), FOR ALT: 120A, OE-NO 9195336, MTR-CODE: X 16 XEL, CH-NO C 4G000001⇒ ALT, (Bosch), FOR ALT: 120A, OE-NO 9195336, MTR-CODE: Z 16 XE, ALT, (Bosch), FOR ALT: 120A, OE-NO 9195336 CA CA, ⇒MTR-NO 02HL5117, 20041690 CA, MTR-NO 02HL5118⇒, 20041691⇒ CA, MTR-NO 02MV7225⇒, 20U75999⇒ CA, MTR-NO 02HL5118⇒, 20041691⇒, ⇒MTR-NO 02MV7224, 20U75998 CA, ⇒MTR-NO 02HL5117, 20041690	<b>5PK1212</b> <b>5PK1212</b> <b>5PK1255</b> <b>5PK940</b> <b>AP9003</b> <b>AP9003</b>
1.6 CNG	09/01-06/05	Z16YNG	71	1598		ALT, (AC), CH-NO 22999999⇒, 2H999999⇒ ALT, (AC), ⇒CH-NO 12999999, 1H999999 ALT, (-AC) ALT, (Bosch), FOR ALT: 120A, OE-NO 9195336 CA CA CA	<b>5PK1212</b> <b>5PK1255</b> <b>5PK940</b> <b>AP9003</b>
1.8	02/03-06/05	Z18XEL	81	1796		ALT, (AC) ALT, (-AC) ALT, (Bosch), FOR ALT: 120A, OE-NO 9195336 CA CA, ⇒MTR-NO 02HL5117, 20041690 CA, MTR-NO 02HL5118⇒, 20041691⇒ CA, MTR-NO 02HL5118⇒, 20041691⇒ CA, ⇒MTR-NO 02HL5117, 20041690	<b>5PK1212</b> <b>5PK940</b> <b>AP9003</b>
1.8 16V	04/99-09/00	X18XE1	85	1796	<b>CT975</b> <b>CT975K2</b> <b>CT975K3</b> <b>CT975WP2</b> <b>CT975WP5</b>	ALT, (AC), FOR ALT: 120A ALT, (AC), FOR ALT: 100A MTR-CODE: Z18XE, ALT, (-AC) ALT, (Bosch), FOR ALT: 120A, OE-NO 9195336 CA CA, ⇒MTR-NO 02HL5117, 20041690 CA, MTR-NO 02HL5118⇒, 20041691⇒ CA, MTR-NO 02HL5118⇒, 20041691⇒ CA, ⇒MTR-NO 02HL5117, 20041690	<b>5PK1212</b> <b>5PK1255</b> <b>5PK940</b> <b>AP9003</b>
	09/00-06/05	Z18XE	92			ALT, (AC), FOR ALT: 120A ALT, (AC), FOR ALT: 100A MTR-CODE: Z18XE, ALT, (-AC) ALT, (Bosch), FOR ALT: 120A, OE-NO 9195336 CA CA, ⇒MTR-NO 02HL5117, 20041690 CA, MTR-NO 02HL5118⇒, 20041691⇒ CA, MTR-NO 02HL5118⇒, 20041691⇒ CA, ⇒MTR-NO 02HL5117, 20041690	<b>5PK1212</b> <b>5PK1255</b> <b>5PK940</b> <b>AP9003</b>





# OPEL

## ZAFIRA A (F75\_)

↔ 2.0 DI 16V	10/99-06/05	X20DTL	60	1995		ALT, (-AC) ALT, (-AC) ALT, (AC), ⇒CH-NO 2H019030, 22109974 ALT, (AC), ⇒CH-NO 2H019030, 22109974 ALT, (AC), CH-NO 2H019031⇒, 22109975⇒ ALT, (AC), CH-NO 2H019031⇒, 22109975⇒ ONLY WITH VD1031	6PK1800 6PK1800D1 6PK1863 6PK1863D1 6PK1873  6PK1873D1  MS03 VD1031
2.0 DTI 16V	09/00-06/05	Y20DTH	74	1995		ALT, (-AC) ALT, (-AC) ALT, (AC), ⇒CH-NO 2H019030, 22109974 ALT, (AC), ⇒CH-NO 2H019030, 22109974 ALT, (AC), CH-NO 2H019031⇒, 22109975⇒ ALT, (AC), CH-NO 2H019031⇒, 22109975⇒ ONLY WITH VD1031	6PK1800 6PK1800D1 6PK1863 6PK1863D1 6PK1873  6PK1873D1  MS03 VD1031
2.0 OPC	09/01-06/05	Z20LET	141	1998	CT1023 CT1023K2	ALT, AC CA CA, ⇒12/2003	5PK1680
	11/02-06/05	Z20LET, Z20LER	147		CT1023 CT1023K2 CT1023K3	ALT, AC CA, MTR-CODE: Z20LET CA, MTR-CODE: Z20LET, ⇒CH-NO 3-999999 CA, MTR-CODE: Z20LET, CH-NO 4-000001⇒	5PK1680
2.2 16V	09/00-06/05	Z22SE	108	2198		ALT, (AC) ALT, (-AC)	5PK1030 5PK880
2.2 DTI 16V	01/02-06/05	Y22DTR	92	2172		ALT, (-AC), MTR-CODE: Y22DTR ALT, (AC) ONLY WITH VD1031	6PK1805 6PK1863 MS03 VD1031

## ZAFIRA B (A05)

1.6	07/05-	Z16XEP, Z16XE1	77	1598	CT1077 CT1077K1 CT1077WP1	ALT, (-AC) ALT, AC ALT, (Bosch), FOR ALT: 120A, OE-NO 9195336  CA CA CA	5PK1450 5PK1546 AP9003  VD1106
	01/08-	Z16XER, A16XER	85		CT1077 CT1077K1 CT1077WP1	ALT, (-AC) ALT, (AC)  CA CA CA	5PK1450 5PK1546 VD1106
1.6 CNG	01/06-	Z16YNG	69	1598	CT975 CT975K3 CT975WP1	ALT, (AC) ALT, (-AC) ALT, (Bosch), FOR ALT: 120A, OE-NO 9195336  CA CA CA	5PK1212 5PK940 AP9003
1.6 CNG Turbo	02/09-	Z16XNT, A16XNT	110	1598	CT1077 CT1077K1 CT1077WP1	ALT CA CA CA	5PK1546
1.7 CDTI	01/08-	A17DTJ, Z17DTJ	81	1686	CT1014 CT1014K5	ALT, (-AC) ALT, (AC) ALT, (Delco Remy), FOR ALT: 100A, OE- NO 98031154, FOR ALT: 140A, OE-NO 98031155  CA CA	6PK1250 6PK1605 AP9044
		A17DTR	92		CT1014 CT1014K5	ALT, (-AC) ALT, (AC) ALT, (Delco Remy), FOR ALT: 100A, OE- NO 98031154, FOR ALT: 140A, OE-NO 98031155  CA CA	6PK1250 6PK1605 AP9044
1.8	07/05-	Z18XER, A18XER	103	1796	CT1077	ALT, (-AC) ALT, (AC)	5PK1450 5PK1546





<b>OPEL</b>								
<b>ZAFIRA B (A05)</b>								
1.9 CDTI	07/05-	Z19DTH	110	1910	CT1077K1	CA		
					CT1077WP1	CA		
						ALT, (-AC) ALT, (-AC), CH-NO 72156709⇒, 7G150346⇒ ALT, (AC), OE-NO 93 185 361 ALT, (AC), CH-NO 72156709⇒, 75189053⇒, 78104401⇒, OE-NO 93 185 361 ALT, (AC), OE-NO 55 561 329 ONLY WITH VD1067 ALT, (Denso), FOR ALT: 100A, OE-NO 93180098, FOR ALT: 120A, OE-NO 93180102, FOR ALT: 130A, OE-NO 93180104 ALT, (Bosch), OE-NO 93191921, FOR ALT: 120A, OE-NO 93191922, FOR ALT: 140A ⇒CH-NO 72156708, 7G150345 CH-NO 72156709⇒, 7G150346⇒	6PK1050 6PK1050D1  6PK1370 6PK1370D1  6PK1380 MS30 AP9017  AP9028  VD1065 VD1067	
	CT1105	CA, MTR-CODE: Z19DTH						
		CT1105K1	CA, MTR-CODE: Z19DTH					
		CT1105WP1	CA, MTR-CODE: Z19DTH					
		Z19DTL	74				ALT, (-AC) ALT, (AC), OE-NO 93 185 361 ALT, (AC), OE-NO 55 561 329 ALT, (Denso), FOR ALT: 100A, OE-NO 93180098, FOR ALT: 120A, OE-NO 93180102, FOR ALT: 130A, OE-NO 93180104 ALT, (Bosch), OE-NO 93191921, FOR ALT: 120A, OE-NO 93191922, FOR ALT: 140A ⇒CH-NO 5545149	6PK1050 6PK1370 6PK1380 AP9017  AP9028  VD1065
		Z19DT	88				ALT, (-AC) ALT, (AC), OE-NO 93 185 361 ALT, (AC), OE-NO 55 561 329 ALT, (Denso), FOR ALT: 100A, OE-NO 93180098, FOR ALT: 120A, OE-NO 93180102, FOR ALT: 130A, OE-NO 93180104 ALT, (Bosch), OE-NO 93191921, FOR ALT: 120A, OE-NO 93191922, FOR ALT: 140A ⇒CH-NO 5545149	6PK1050 6PK1370 6PK1380 AP9017  AP9028  VD1065
		Z20LER	147	1998			ALT CA	5PK1680
2.0	07/05-	Z20LER	147	1998	CT1023	CA		
		Z20LEH	177		CT1023K3	CA		
2.2	07/05-	Z22YH	110	2198	CT1023	CA		
		Z22YH	110	2198	CT1023K3	CA		
<b>ZAFIRA B Van</b>								
1.6 CNG Turbo	02/09-	Z16XNT, A16XNT	110	1598	CT1077	ALT	5PK1546	
					CT1077K1	CA		
1.7 CDTI	01/08-	A17DTR	92	1686	CT1077WP1	CA		
						ALT, (-AC) ALT, (AC) ALT, (Delco Remy), FOR ALT: 100A, OE- NO 98031154, FOR ALT: 140A, OE-NO 98031155	6PK1250 6PK1605 AP9044	
		A17DTJ, Z17DTJ	81			CA CA		
		A17DTJ, Z17DTJ	81			ALT, (-AC) ALT, (AC) ALT, (Delco Remy), FOR ALT: 100A, OE- NO 98031154, FOR ALT: 140A, OE-NO 98031155	6PK1250 6PK1605 AP9044	
1.8	07/05-	Z18XER, A18XER	103	1796	CT1014	CA		
					CT1014K5	CA		
					CT1077	ALT, (-AC) ALT, (AC)	5PK1450 5PK1546	

**OPEL**




PEUGEOT

**OPEL**

ZAFIRA B Van

					CT1077K1	CA	
					CT1077WP1	CA	

ZAFIRA C (P12)

1.4	10/11-	A14NEL	88	1364		ALT, (-AC) ALT, (AC)	5PK1212 5PK1397
		A14NET	103			ALT, (-AC) ALT, (AC)	5PK1212 5PK1397
1.4 LPG	10/11-	A14NET	103	1364		ALT, (-AC) ALT, (AC)	5PK1212 5PK1397
1.6 CNG	10/11-	A16XNT	110	1598	CT1077 CT1077K1 CT1077WP1	CA CA CA	6PK1453
1.8	10/11-	A18XEL	88	1796	CT1077 CT1077K1 CT1077WP1	ALT, (-AC) CA CA CA	6PK1453
			85		CT1077 CT1077K1 CT1077WP1	ALT, (-AC) CA CA CA	6PK1453

**PANTHER**

LIMA

2.3	01/76-12/82		81	2279	CT719	ALT	
-----	-------------	--	----	------	-------	-----	--

**PEUGEOT**

1007 (KM\_)

1.4	04/05-	KFV (TU3JP)	54	1360		ALT, (AC), MTR-CODE: TU3A ALT, (AC), MTR-CODE: TU3JP ALT	6PK1050 6PK1125 6PK730 VD1100
					CT1067 CT1067K1 CT1067WP1	CA, MTR-CODE: TU3JP, TU3A CA, MTR-CODE: TU3JP, TU3A CA, MTR-CODE: TU3JP, TU3A	
1.4 16V	10/05-	KFU (ET3J4)	65	1360		ALT, (AC), MTR-CODE: TU3A, ET3J4 ALT	6PK1050 6PK730 VD1100
					CT1101 CT1101K1	CA, MTR-CODE: ET3J4 CA, MTR-CODE: ET3J4	
1.4 HDi	04/05-	8HX (DV4TD), 8HZ (DV4TD)	50	1398		ALT, (-AC) ALT, (AC) ONLY WITH VD1094 ALT, (Valeo), FOR ALT: 150A, OE-NO 5705AS, 5702NH, 5705EY, ALT-No: TG15C020, TG15C028, TG15C053 ALT, (Valeo), ALT-No: TG15C118, FOR ALT: 150A, OE-NO 5705AS, 5705EY	6PK800 6PK976 MS08 AP9013 AP9019
					CT1063 CT1063K1 CT1063WP2	ALT, (Bosch), FOR ALT: 150A, OE-NO 5705 AS, 5705 NH, 5705 EY, ALT-No: 0 124 525 035 ALT, (Bosch), FOR ALT: 150A, OE-NO 5705 AS, 5705 NH, 5705 EY, ALT-No: 0 124 525 035	AP9023 AP9042 VD1094
1.6 16V	04/05-	NFU (TU5JP4)	80	1587		ALT, (AC), ⇒09/2007, ⇒ORG-NO 11255 ALT, (AC), 09/2007⇒, ORG-NO 11256⇒ ALT, (-AC)	6PK1050 6PK1070 6PK730 VD1100
					CT1065 CT1065K3 CT1065WP2	CA CA CA	
1.6 HDi	06/07-	9HZ (DV6TED4)	80	1560		ALT, (-AC) ALT, (AC) ONLY WITH VD1096 ALT, (Valeo), FOR ALT: 150A, OE-NO 5702H4, 5705AS, 5705EY, ALT-No: TG15C020, TG15C028, TG15C053 ALT, (Valeo), ALT-No: TG15C118, FOR ALT: 150A, OE-NO 5705AS, 5705EY	6PK800 6PK976 MS08 AP9013 AP9019
						ALT, (Bosch), FOR ALT: 150A, OE-NO 5705 AS, 5705 NH, 5705 EY, ALT-No: 0 124 525 035 ALT, (Bosch), FOR ALT: 150A, OE-NO 5705	AP9023 AP9042





<b>PEUGEOT</b>								
<b>1007 (KM_)</b>								
						CT1092 CT1092K1 CT1092WP1	CA CA CA	VD1096
<b>104</b>								
0.9	10/79-10/83	108 (XV5)	33	954		ALT		AVX10X913
	10/72-10/79	108 (XV3)	34			ALT, ⇨10/1978		AVX10X900
						ALT, 10/1978⇨		AVX10X913
1.0	09/83-06/88	108C (XV8)	32	954		ALT		AVX10X913
1.1	08/80-06/88	109F (XW7)	37	1124		ALT		AVX10X913
	07/76-08/82	109 (XW3)	42			ALT, ⇨10/1978		AVX10X900
						ALT, 10/1978⇨		AVX10X913
1.2	08/79-06/83	129 (XZ5)	42	1219		ALT		AVX10X913
1.4	08/79-06/83	150 (XY6B)	53	1360		ALT		AVX10X913
<b>104 Coupe</b>								
0.9	09/73-10/83	108 (XV3), 108 (XV5)	33	954		ALT, ⇨10/1978		AVX10X900
						ALT, 10/1978⇨		AVX10X913
1.1	08/79-06/88	109F (XW7)	37	1124		ALT		AVX10X913
	08/79-06/83	109 (XW3)	42			ALT		AVX10X913
	08/75-06/80	121 (XW3S)	49			ALT, ⇨10/1978		AVX10X900
						ALT, 10/1978⇨		AVX10X913
1.4	08/79-06/84	150 (XY6B)	53	1360		ALT		AVX10X913
<b>106 I (1A, 1C)</b>								
1.0	09/91-04/96	TU9, CDY (TU9M)	33	954		ALT, AC ALT, PS, (-AC) ALT		5PK1020 5PK1020 AVX10X710
						CT718 CT718K1 CT718WP1	CA CA CA, 01/1992⇨	
		CDZ (TU9M)	37			ALT, (AC) ALT, (-AC)		5PK1020 AVX10X715
						CT718 CT718K1 CT718WP1	CA CA CA	
1.1	09/91-04/96	HDZ (TU1M)	44	1124		ALT, AC ALT, PS, (-AC) ALT		5PK1020 5PK1020 AVX10X710
						CT1066 CT1066K1 CT718 CT718K1 CT718WP1	CA, MTR-NO 3762435⇨ CA, MTR-NO 3762435⇨ CA, ⇨MTR-NO 3762434 CA, ⇨MTR-NO 3762434 CA, ⇨MTR-NO 3762434	
1.3	10/93-04/96	TU2J2	72	1294		ALT, AC ALT, PS, (-AC) ALT		5PK1020 5PK1020 AVX10X710
						CT607 CT607K1 CT607WP1	CA CA CA	
1.4	08/91-03/96	K5A (TU3)	51	1360		ALT, (AC) ALT, (-AC)		5PK1020 AVX10X715
						CT607 CT607K1	CA CA	
	09/91-04/96	KDX (TU3MC), KDY (TU3M)	55	1361		ALT, AC ALT, PS, (-AC) ALT		5PK1020 5PK1020 AVX10X710
						CT607 CT607K1 CT607WP1 CT744 CT744 CT744K1	CA, ⇨MTR-NO 50355042 CA, ⇨MTR-NO 50355042 CA, ⇨MTR-NO 50355042 CA, MTR-NO 50355043⇨ (XSI) CA, MTR-NO 50355043⇨	
		KFZ (TU3J2/Z)	69			ALT, AC ALT, PS, (-AC) ALT		5PK1020 5PK1020 AVX10X710
						CT607 CT607K1 CT744 CT744 CT744K1	CA, ⇨MTR-NO 50355042 CA, ⇨MTR-NO 50355042 CA, MTR-NO 50355043⇨ (XSI) CA, MTR-NO 50355043⇨	
1.4 D	09/92-04/96	K9Y (TUD3Y)	37	1361		ALT, (AC) ALT, (-AC), OE-NO 5750.D7 ALT, (-AC), OE-NO 5750.53		5PK1020 5PK698 AVX10X700
						CT710 CT710K1	CA CA	
1.5 D	06/94-04/96	VJY (TUD5)	40	1527		ALT, (AC) ALT, (-PS) ALT, (PS) ONLY WITH VD1085		5PK1020 5PK775 5PK962 MS15

**PEUGEOT**



**PEUGEOT**
**PEUGEOT**
**106 I (1A, 1C)**

					CT906 CT906K1 CT906WP1	CA CA CA	VD1085
			43			ALT, (AC) ALT, (-PS) ALT, (PS) ONLY WITH VD1085	5PK1020 5PK775 5PK962 MS15 VD1085
					CT906 CT906K1 CT906WP1	CA CA CA	
1.6	06/93-04/96	NFZ (TU5JP)	65	1587		ALT, AC ALT, PS, (-AC) ALT	5PK1020 5PK1020 AVX10X710
					CT744 CT744K1	CA CA	
	01/94-04/96	NFY (TU5J2)	76			ALT, AC ALT, PS, (-AC) ALT	5PK1020 5PK1020 AVX10X710
					CT744 CT744K1	CA CA	
<b>106 II (1)</b>							
1.0 i	05/96-	CDY (TU9M)	33	954		ALT, AC ALT ALT, FOR ALT: 70A	5PK1020 5PK725 AVX10X710
					CT1066 CT1066K1 CT718 CT718K1 CT718WP1	CA, MTR-NO 3762435⇒ CA, MTR-NO 3 762 435⇒ CA, ⇒MTR-NO 3762434 CA, ⇒MTR-NO 3762434 CA	
	01/97-	CDZ (TU9M)	37			ALT, AC ALT ALT, FOR ALT: 70A	5PK1020 5PK725 AVX10X710
					CT1066 CT1066K1 CT718 CT718K1 CT718WP1	CA, MTR-NO 3762435⇒ CA, MTR-NO 3 762 435⇒ CA, ⇒MTR-NO 3762434 CA, ⇒MTR-NO 3762434 CA	
1.1 i	05/96-	HDZ (TU1M), HFX (TU1JP)	44	1124		ALT, AC ALT ALT	5PK1020 5PK725 AVX10X710
					CT1066 CT1066K1	CA, MTR-NO 3762435⇒ CA, MTR-NO 3 762 435⇒, MTR-CODE: TU1JP	
					CT1066WP1	CA, MTR-NO 3 762 435⇒, MTR-CODE: TU1JP	
					CT718 CT718K1	CA, ⇒MTR-NO 3762434 CA, ⇒MTR-NO 3 762 434, MTR-CODE: TU1JP	
					CT718K1 CT718WP1	MTR-CODE: TU1M CA, MTR-CODE: TU1JP, ⇒MTR-NO 3 762 434	
					CT718WP1	MTR-CODE: TU1M	
	01/97-	HDY (TU1M)	40			ALT, AC ALT ALT	5PK1020 5PK725 AVX10X710
					CT1066 CT1066K1 CT718 CT718K1 CT718WP1	CA, MTR-NO 3762435⇒ CA, MTR-NO 3 762 435⇒ CA, ⇒MTR-NO 3762434 CA, ⇒MTR-NO 3 762 434 CA, ⇒MTR-NO 3 762 434	
1.4 i	05/96-	KFX (TU3JP), KFW (TU3JP)	55	1360		ALT, AC ALT ALT	5PK1020 5PK725 AVX10X710
					CT1067 CT1067K1 CT1067WP1	CA, MTR-NO 3666766⇒ CA, MTR-NO 3666766⇒ CA, MTR-NO 3666766⇒	
					CT607 CT607K1 CT607WP1	CA, ⇒MTR-NO 3666765 CA, ⇒MTR-NO 3666765 CA, ⇒MTR-NO 3666765	
1.5 D	10/00-	VJX (TUD5)	42	1527		ALT, AC ALT ALT, PS ONLY WITH VD1085	5PK1030 5PK775 5PK962 MS15 VD1085
					CT906 CT906K1	CA CA, MTR-CODE: TUD5	





<b>PEUGEOT</b>							
<b>106 II (1)</b>							
					<b>CT906K2</b> <b>CT906WP1</b>	CA, MTR-CODE: TUD5B CA, MTR-CODE: TUD5	
	05/96-	VJY (TUD5)	40			ALT, AC ALT ALT, PS ONLY WITH VD1085	<b>5PK1030</b> <b>5PK775</b> <b>5PK962</b> <b>MS15</b> <b>VD1085</b>
					<b>CT906</b> <b>CT906K1</b> <b>CT906K2</b> <b>CT906WP1</b>	CA CA, MTR-CODE: TUD5 CA, MTR-CODE: TUD5B CA, MTR-CODE: TUD5	
1.6 i	05/96-	NFZ (TU5JP)	65	1587		ALT, AC ALT ALT CA CA	<b>5PK1020</b> <b>5PK725</b> <b>AVX10X710</b>
		NFW (TU5J2), NFY (TU5J2)	74		<b>CT744</b> <b>CT744K1</b>	ALT, AC ALT CA CA	<b>5PK1054</b> <b>5PK775</b>
1.6 S16	05/96-	NFX (TU5J4)	87	1587		ALT, AC ALT CA CA	<b>5PK1054</b> <b>5PK775</b>
					<b>CT1065</b> <b>CT1065K2</b>	ALT, AC ALT CA CA	
<b>107</b>							
1.0	06/05-	1KR (384F)	50	998		ALT, AC ALT, (-AC), MTR-CODE: 384F	<b>6PK1210</b> <b>6PK850</b>
1.4 HDi	06/05-	8HT (DV4TD)	40	1398		ALT, (-AC) ALT, (AC) ONLY WITH VD1094 ALT, (Valeo), FOR ALT: 150A, OE-NO 5702H4, 5705AS, 5705EY, ALT-No: TG15C020, TG15C028, TG15C053 ALT, (Valeo), ALT-No: TG15C118, FOR ALT: 150A, OE-NO 5705AS, 5705EY	<b>6PK800</b> <b>6PK962</b> <b>MS08</b> <b>AP9013</b>  <b>AP9019</b>  <b>VD1094</b>
					<b>CT1063</b> <b>CT1063K1</b> <b>CT1063WP2</b>	CA CA CA	
<b>204</b>							
1.1	09/75-07/77	XK5	43	1127		WP, FAN ALT	<b>AVX10X1100</b> <b>AVX10X735</b>
	10/65-07/69	XK	39	1130		ALT, WP, FAN, 10/1965⇒	<b>AVX10X1100</b>
	07/69-07/77	XK4	40			ALT, WP, FAN, ⇒01/1975 WP, FAN, 02/1975⇒, ⇒07/1977 ALT, 02/1975⇒	<b>AVX10X1100</b> <b>AVX10X1100</b> <b>AVX10X735</b>
<b>204 Break</b>							
1.1 Grand Luxe	05/69-10/77	XK4	40	1130		ALT, ⇒08/1975	<b>AVX10X1100</b>
1.2 D	05/68-05/73	XLD	29	1255		ALT VACP, 01/1970⇒	<b>AVX10X1100</b> <b>AVX10X685</b>
1.3 D	01/73-10/77	XL4D	33	1357		ALT, 07/1973⇒, ⇒08/1975 WP, FAN, 07/1973⇒, ⇒07/1977 VACP, 07/1973⇒, ⇒07/1977	<b>AVX10X1100</b> <b>AVX10X1200</b> <b>AVX10X685</b>
<b>204 Cabriolet</b>							
1.1	05/69-10/70	XK4	40	1130		ALT	<b>AVX10X1100</b>
	01/67-05/69	XK	39			ALT	<b>AVX10X1100</b>
<b>204 Coupe</b>							
1.1	05/69-05/70	XK4	40	1130		ALT	<b>AVX10X1100</b>
<b>205 I (741A/C)</b>							
1.0	02/83-10/87	108C (XV8)	33	954		AC ALT ALT, (AC)	<b>4PK962</b> <b>AVX10X913</b> <b>AVX10X925</b>
1.1	02/83-10/87	109N (XW7)	36	1124		AC ALT ALT, (AC)	<b>4PK962</b> <b>AVX10X913</b> <b>AVX10X925</b>
		109F (XW7)	37			AC ALT ALT, (AC)	<b>4PK962</b> <b>AVX10X913</b> <b>AVX10X925</b>
1.4	02/83-10/87	150 (XY6B)	53	1360		AC ALT, (-AC) ALT, (AC)	<b>4PK962</b> <b>AVX10X913</b> <b>AVX10X925</b>
		150D (XY7), 150G (XY7)	44			AC ALT, (-AC) ALT, (AC)	<b>4PK962</b> <b>AVX10X913</b> <b>AVX10X925</b>
	10/85-10/87	150H (XY8)	58			AC ALT ALT, (AC)	<b>4PK962</b> <b>AVX10X913</b> <b>AVX10X925</b>
	02/83-10/87	150B (XY8)	59			AC	<b>4PK962</b>

**PEUGEOT**



PEUGEOT

**PEUGEOT**

205 I (741A/C)

						ALT ALT, (AC)	AVX10X913 AVX10X925
1.6	03/87-10/87	B1E (XU51C)	53	1580		ALT, (-PS) AC ALT, (PS) PS CA CA	4PK698 4PK841 4PK954 AVX10X613
					CT525 CT525K1		
	08/86-10/87	B1A (XU51C)	55			ALT, (-PS) AC ALT, (PS) PS CA CA	4PK698 4PK841 4PK954 AVX10X613
		BAZ (XU5CP)			CT525 CT525K1	CA CA	
1.6 GTI	12/84-10/87	180A (XU5J)	76	1580		ALT, (-PS) AC ALT, (PS) PS CA CA	4PK698 4PK841 4PK954 AVX10X613
					CT525 CT525K1		
1.7 Diesel	08/83-10/87	161A (XUD7)	44	1769		ALT, (AC), CH-NO 5291414⇔, OE-NO 5750.66 ALT, (AC), OE-NO 5750.78 ALT, (-AC) ALT, (AC), ⇔CH-NO 5291414 VACP PS CA CA CA	4PK1217  4PK1230 4PK698 4PK985 AVX10X550 AVX10X613
					CT1061 CT1061K1 CT1061WP2		
1.9 GTI	10/86-10/87	D6B (XU9JA (ohneKAT))	94	1905		ALT, (-PS) AC ALT, (PS) PS CA CA	4PK698 4PK841 4PK954 AVX10X613
					CT525 CT525K1		
	03/87-10/87	DFZ (XU9J1)	75			ALT, (-PS) AC ALT, (PS) PS CA CA	4PK698 4PK841 4PK954 AVX10X613
					CT525 CT525K1		
<b>205 I Cabriolet (741B, 20D)</b>							
1.1 CJ	10/89-12/94	HDZ (TU1M)	44	1124		AC ALT, (AC) ALT CA CA CA	4PK810 4PK855 AVX10X710
					CT718 CT718K1 CT718WP1		
1.4 CJ	03/88-05/89	150D (XY7), 150G (XY7)	44	1360		AC ALT, (AC) ALT CA CA	4PK810 4PK855 AVX10X710
					CT607 CT607K1		
	03/89-12/94	K1D (TU3A)	49			AC ALT, (AC) ALT CA CA CA	4PK810 4PK855 AVX10X710
					CT607 CT607K1 CT607WP1		
	05/91-12/94	KDZ (TU3M), KDY (TU3M)	55	1361		AC ALT, (AC) ALT CA, ⇔MTR-NO 50355042 CA, ⇔MTR-NO 50355042 CA, ⇔MTR-NO 50355042 CA, MTR-NO 50355043⇔ CA, MTR-NO 50355043⇔	4PK810 4PK855 AVX10X710
					CT607 CT607K1 CT607WP1 CT744 CT744K1		
1.4 CJ KAT	01/89-09/93	KAY (TU3CP)	44	1361		AC ALT, (AC) ALT CA CA CA	4PK810 4PK855 AVX10X710
					CT607 CT607K1 CT607WP1		
1.4 CT	04/86-12/88	150H (XY8), 150B (XY8)	58	1360		AC ALT, (AC)	4PK815 4PK855





## PEUGEOT

### 205 I Cabriolet (741B, 20D)

					<b>CT607</b>	ALT CA	<b>AVX10X710</b>
1.6 CJ	08/92-12/94	BDY (XU5M3Z)	65	1580	<b>CT607</b>	ALT, (-PS) AC ALT, (PS) PS	<b>4PK698</b> <b>4PK841</b> <b>4PK954</b> <b>AVX10X613</b>
					<b>CT754</b> <b>CT754K1</b> <b>CT754WP1</b>	CA CA CA	
1.6 CTI	04/86-10/90	180A (XU5J), 180Z (XU5J)	76	1580	<b>CT607</b>	ALT, (-PS) AC ALT, (PS) PS	<b>4PK698</b> <b>4PK841</b> <b>4PK954</b> <b>AVX10X613</b>
					<b>CT525</b> <b>CT525K1</b>	CA CA	
1.9 CTI	10/87-12/94	DFZ (XU9J1)	75	1905	<b>CT607</b>	ALT, (-PS) AC ALT, (PS) PS	<b>4PK698</b> <b>4PK841</b> <b>4PK954</b> <b>AVX10X613</b>
					<b>CT525</b> <b>CT525K1</b> <b>CT754</b> <b>CT754K1</b> <b>CT754WP1</b>	CA, ⇒01/1992 CA, ⇒01/1992 CA, 01/1992⇒ CA, 02/1992⇒ CA, ORG-NO 5546⇒, 02/1992⇒	

### 205 II (20A/C)

1.0	08/92-05/97	CDZ (TU9M)	37	954	<b>CT718</b> <b>CT718K1</b>	AC ALT, (AC) ALT, (-AC) CA CA	<b>4PK810</b> <b>4PK855</b> <b>AVX10X710</b>
	10/87-09/98	TU9	33		<b>CT718</b> <b>CT718K1</b> <b>CT718WP1</b>	AC ALT, (AC) ALT CA CA CA, 01/1988⇒	<b>4PK810</b> <b>4PK855</b> <b>AVX10X710</b>
1.1	10/87-10/90	109N (XW7)	36	1124	<b>CT718</b> <b>CT718K1</b>	AC ALT, (AC) ALT CA CA, MTR-CODE: TU9/TU1	<b>4PK815</b> <b>4PK855</b> <b>AVX10X710</b>
		H1B (TU1)	40		<b>CT718</b> <b>CT718K1</b> <b>CT718WP1</b>	AC ALT, (AC) ALT CA CA CA	<b>4PK810</b> <b>4PK855</b> <b>AVX10X710</b>
	07/89-09/98	HDZ (TU1M)	44		<b>CT718</b> <b>CT718K1</b> <b>CT718WP1</b>	AC ALT, (AC) ALT CA CA CA	<b>4PK810</b> <b>4PK855</b> <b>AVX10X710</b>
1.2	01/87-12/90	F1	47	1204	<b>CT607</b> <b>CT607K1</b> <b>CT607WP1</b>	PS ALT	<b>AVX10X613</b> <b>AVX10X775</b>
1.3 Rallye	10/87-10/90	TU24	74	1294	<b>CT718</b> <b>CT718K1</b> <b>CT718WP1</b>	ALT CA CA CA	<b>AVX10X675</b>
1.4	01/87-07/88	150 (XY6B)	53	1360	<b>CT607</b> <b>CT607K1</b> <b>CT607WP1</b>	AC ALT, (-AC) ALT, (AC) ALT CA CA, MTR-CODE: TU3, TU3F CA, MTR-CODE: TU3, TU3F, 01/1988⇒	<b>4PK962</b> <b>AVX10X913</b> <b>AVX10X925</b>
	10/87-05/89	150D (XY7), 150G (XY7)	44		<b>CT607</b> <b>CT607K1</b> <b>CT607WP1</b>	AC ALT, (AC) ALT CA CA CA, MTR-CODE: TU3, TU3F CA, MTR-CODE: TU3, TU3F, 01/1988⇒	<b>4PK810</b> <b>4PK855</b> <b>AVX10X710</b>
	10/87-10/90	K1D (TU3A)	49		<b>CT607</b> <b>CT607K1</b> <b>CT607WP1</b>	AC ALT, (AC) ALT CA CA CA, 01/1988⇒	<b>4PK810</b> <b>4PK855</b> <b>AVX10X710</b>
	07/88-05/89	150H (XY8), 150B (XY8)	58		<b>CT607</b>	AC ALT, (AC) ALT CA	<b>4PK810</b> <b>4PK855</b> <b>AVX10X710</b>





PEUGEOT

**PEUGEOT**

205 II (20A/C)

	06/87-12/89	K2B (TU3S)	62		CT607K1	CA, MTR-CODE: TU3, TU3F	
						AC ALT, (AC) ALT	4PK810 4PK855 AVX10X710
					CT607 CT607K1 CT607WP1	CA CA CA, 01/1988⇒	
	07/88-09/98	KDZ (TU3M), KDY (TU3M), KFX (TU3JP)	55	1361		AC ALT, (AC) ALT	4PK810 4PK855 AVX10X710
					CT607 CT607K1 CT607K1	CA, ⇒01/1991 CA, MTR-CODE: TU3JP CA, MTR-CODE: TU3M, ⇒MTR-NO 50355042	
					CT607WP1 CT607WP1	CA, MTR-CODE: TU3JP CA, MTR-CODE: TU3M, ⇒MTR-NO 50355042	
					CT744 CT744K1	CA, 01/1991⇒ CA, MTR-CODE: TU3M, MTR-NO 50355043⇒	
	08/90-07/92		50	1360		AC ALT, (AC) ALT, (-AC)	4PK810 4PK855 AVX10X710
					CT607 CT607K1	CA CA	
	08/90-07/98	KDX (TU3MC), TU32	55			AC ALT, (AC) ALT, (-AC)	4PK815 4PK855 AVX10X715
					CT607 CT607K1 CT744 CT744K1	CA, OE-NO 0816.44 CA, OE-NO 0831.Q4 CA, OE-NO 0816.55 CA, OE-NO 0831.Q5	
1.4 KAT	08/87-09/93	KAY (TU3CP)	44	1360		AC ALT, (AC) ALT	4PK810 4PK855 AVX10X710
					CT607 CT607K1 CT607WP1	CA CA CA	
1.6	10/87-09/98	B1E (XU51C)	53	1580		ALT, (-PS) AC	4PK698 4PK841 4PK954
					CT525 CT525K1 CT754 CT754K1 CT754WP1	ALT, (PS) CA, ⇒01/1992 CA, ⇒01/1992 CA, 01/1992⇒ CA, 02/1992⇒ CA, ORG-NO 5546⇒, 02/1992⇒	
		B1A (XU51C), BAZ (XU5CP)	55			ALT, (-PS) AC	4PK698 4PK841 4PK954
					CT525 CT525K1 CT754 CT754K1 CT754WP1	ALT, (PS) CA, ⇒01/1992 CA, ⇒01/1992 CA, 01/1992⇒ CA, 02/1992⇒ CA, ORG-NO 5546⇒, 02/1992⇒	
1.6 Aut.	05/90-09/98	BDY (XU5M3Z), BDY (XU5M2Z)	65	1580		ALT, (-PS) AC	4PK698 4PK841 4PK954 AVX10X613
					CT525 CT525K1 CT754 CT754K1 CT754WP1	ALT, (PS) CA, ⇒01/1992 CA, ⇒01/1992 CA, 01/1992⇒ CA, 02/1992⇒ CA, ORG-NO 5546⇒, 02/1992⇒	
	10/87-09/98		58			ALT, (-PS) AC	4PK698 4PK841 4PK954
					CT525K1 CT754K1 CT754WP1	ALT, (PS) CA, ⇒01/1992 CA, 01/1992⇒ CA, ORG-NO 5546⇒, 02/1992⇒	
1.6 GTI	10/87-12/89	180A (XU5J), 180Z (XU5J)	76	1580		ALT, (-PS) AC	4PK698 4PK841 4PK954 AVX10X613
					CT525 CT525K1	ALT, (PS) CA CA	
			85			ALT AC	4PK698 4PK841 4PK954
						ALT, (PS)	





<b>PEUGEOT</b>						
<b>205 II (20A/C)</b>						
					PS CA CA	AVX10X613
1.6 GTX	01/87-10/91		69	1592	CT525 CT525K1 CA	4PK1020 AVX10X613 AVX10X775
1.7 Diesel	07/87-09/98	161A (XUD7)	44	1769	ALT, (AC), CH-NO 5291414⇒, OE-NO 5750.66 ALT, (AC), OE-NO 5750.78 ALT, (-AC) ALT, (AC), ⇒CH-NO 5291414 VACP PS, ⇒06/1991 PS, 06/1991⇒ CA CA, ⇒12/1993 CA, 01/1994⇒ CA, 01/1994⇒, ⇒01/1997 CA, ⇒12/1993	4PK1217 4PK1230 4PK698 4PK985 AVX10X550 AVX10X613 AVX10X650
1.7 TD	01/90-09/98	A8B (XUD7TE)	57	1769	ALT, AC, OE-NO 5750.78 ALT VACP PS PS, 06/1991⇒ CA CA, ⇒01/1994 CA, 02/1994⇒ CA, 02/1994⇒, ⇒ORG-NO 07389 CA, ⇒01/1994	4PK1230 4PK725 AVX10X550 AVX10X613 AVX10X650
1.8 XDT	08/90-05/97	XUD7T	58	1769	AC ALT CA CA, ⇒12/1993 CA, 01/1994⇒	4PK1217 4PK715
1.9 Diesel	10/87-09/98	DJZ (XUD9Y)	47	1905	ALT, AC, OE-NO 5750.78 ALT ALT, (AC) VACP PS, ⇒06/1991 PS, 06/1991⇒ CA CA, ⇒12/1993 CA, 01/1994⇒ CA, 01/1994⇒ CA, 08/1990⇒, ⇒12/1993	4PK1230 4PK698 4PK985 AVX10X550 AVX10X613 AVX10X650
1.9 GTI	10/87-09/98	D6B (XU9JA)	94	1905	ALT, (-PS) AC ALT, (PS) PS CA, ⇒01/1992 CA, ⇒01/1992 CA, 01/1992⇒ CA, 02/1992⇒ CA, ORG-NO 5546⇒, 02/1992⇒	4PK698 4PK841 4PK954 AVX10X613
	10/87-05/89	D2A (XU92C)	75		ALT, (-PS) AC ALT, (PS) PS CA CA	4PK698 4PK841 4PK954 AVX10X613
	10/87-10/94	DKZ (XU9JAZ)	88		ALT, (-PS) AC ALT, (PS) PS CA, ⇒01/1992 CA, ⇒01/1992 CA, 01/1992⇒ CA, 02/1992⇒ CA, ORG-NO 5546⇒, 02/1992⇒	4PK698 4PK841 4PK954 AVX10X613
1.9 GTI KAT	10/87-07/94	DFZ (XU9J1)	75	1905	ALT, (-PS) AC ALT, (PS) PS CA CA	4PK698 4PK841 4PK954 AVX10X613
<b>205 Kasten</b>						
1.7 Diesel	03/94-	161A (XUD7)	44	1769	CT1061 CT1061K2 CA CA	

**PEUGEOT**

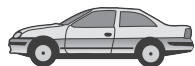



PEUGEOT

**PEUGEOT**

<p>205 Kasten ↔ 1.8 D</p>	<p>02/83-07/90</p>	<p>A9A (XUD7)</p>	<p>44</p>	<p>1769</p>	<p><b>CT1061</b> <b>CT1061K1</b> <b>CT1061WP2</b></p>	<p>ALT, (AC) ALT, (-AC), NO COLD COUNTRIES ALT, (-AC), COLD COUNTRIES VACP PS CA CA CA, MTR-CODE: XUD7</p>	<p><b>4PK1230</b> <b>4PK698</b> <b>4PK715</b> <b>AVX10X550</b> <b>AVX10X613</b></p>
<p>206 CC (2D) 1.6 16V</p>	<p>09/00-</p>	<p>NFU (TU5JP4)</p>	<p>80</p>	<p>1587</p>	<p><b>CT1065</b> <b>CT1065K1</b> <b>CT1065K3</b> <b>CT1065WP1</b> <b>CT1065WP2</b></p>	<p>ALT, AC, (-PS) ALT, PS, (-AC) ALT, (PS), (AC), ORG-NO 09276⇒ ALT, (PS), (AC), ⇒ORG-NO 09275 ALT, (-PS), (-AC), FOR ALT: 70A, ⇒01/2003, ⇒ORG-NO 09589 ALT, (-PS), (-AC), FOR ALT: 80A, 07/2002⇒, ORG-NO 09367⇒ FOR ALT: 70A, 02/2003⇒, ORG-NO 09590⇒ ALT, (-PS), (-AC), FOR ALT: 80A, ⇒06/2002, ⇒ORG-NO 09366</p>	<p><b>6PK1010</b> <b>6PK1453</b> <b>6PK1560</b> <b>6PK1564</b> <b>6PK720</b>  <b>6PK730</b>  <b>6PK730</b>  <b>AVX10X710</b>  <b>VD1100</b></p>
<p>1.6 HDi 110</p>	<p>04/05-</p>	<p>9HZ (DV6TED4)</p>	<p>80</p>	<p>1560</p>	<p><b>CT1092</b> <b>CT1092K1</b> <b>CT1092WP1</b></p>	<p>ALT, (AC), ORG-NO 10556⇒ ALT, (-AC), ORG-NO 10556⇒ ALT, (-AC), ⇒ORG-NO 10555 ALT, (AC), ⇒ORG-NO 10555 ONLY WITH VD1096, ONLY WITH VD1094 ALT, (Valeo), FOR ALT: 150A, OE-NO 5702H4, 5705AS, 5705EY, ALT-No: TG15C020, TG15C028, TG15C053 ALT, (Valeo), ALT-No: TG15C118, FOR ALT: 150A, OE-NO 5705AS, 5705EY ALT, (Bosch), FOR ALT: 150A, OE-NO 5705 AS, 5705 NH, 5705 EY, ALT-No: 0 124 525 035 ALT, (Bosch), FOR ALT: 150A, OE-NO 5705 AS, 5705 NH, 5705 EY, ALT-No: 0 124 525 035 ⇒ORG-NO 10527 ORG-NO 10528⇒</p>	<p><b>6PK1090 ELAST</b> <b>6PK780 ELAST</b> <b>6PK800</b> <b>6PK976</b> <b>MS08</b> <b>AP9013</b>  <b>AP9019</b>  <b>AP9023</b>  <b>AP9042</b>  <b>VD1094</b> <b>VD1096</b></p>
<p>2.0 S16</p>	<p>09/00-</p>	<p>RFN (EW10J4)</p>	<p>100</p>	<p>1997</p>	<p><b>CT1138</b> <b>CT1138K1</b> <b>CT1138WP1</b></p>	<p>ALT, PS, (-AC) ALT, PS, AC CA CA CA</p>	<p><b>6PK1195</b> <b>6PK1725</b></p>
<p>206 Schrägheck (2A/C) 1.1</p>	<p>08/98-07/00</p>		<p>40</p>	<p>1124</p>	<p><b>CT1066</b> <b>CT1066K1</b> <b>CT1066WP1</b> <b>CT718</b> <b>CT718K1</b> <b>CT718WP1</b></p>	<p>ALT, (-PS), (AC) ALT, (PS), (-AC) ALT, (PS), (AC) CA, MTR-CODE: TU1JP, MTR-NO 3 762 434⇒ CA, MTR-CODE: TU1JP, MTR-NO 3 762 434⇒ CA, MTR-CODE: TU1JP, MTR-NO 3 762 434⇒ CA, MTR-CODE: TU1JP, ⇒MTR-NO 3 762 433 CA, MTR-CODE: TU1JP, ⇒MTR-NO 3 762 433 CA, MTR-NO 3 762 434⇒, MTR-CODE: TU1JP</p>	<p><b>6PK1010</b> <b>6PK1453</b> <b>6PK1564</b></p>
<p>1.1 i</p>	<p>09/98-</p>	<p>HFZ (TU1JP), HFX (TU1JP)</p>	<p>44</p>	<p>1124</p>		<p>ALT, AC, (-PS) ALT, PS, (-AC) ALT, (PS), (AC), ⇒ORG-NO 10394 ALT, (PS), (AC), ORG-NO 10395⇒ ALT, (-PS), (-AC), FOR ALT: 70A,</p>	<p><b>6PK1010</b> <b>6PK1453</b> <b>6PK1560</b> <b>6PK1564</b> <b>6PK720</b></p>





## PEUGEOT

206 Schrägheck (2A/C)

						⇒01/2003, ⇒ORG-NO 09589 ALT, (-PS), (-AC), FOR ALT: 80A, 07/2002⇒, ORG-NO 09367⇒ FOR ALT: 70A, 02/2003⇒, ORG-NO 09590⇒ ALT, (-PS), (-AC), FOR ALT: 80A, ⇒06/2002, ⇒ORG-NO 09366 (-PS), (AC), ⇒ORG-NO 10191, MTR- CODE: TU1JP (PS), (-STRONIC), ⇒ORG-NO 10191 CA, MTR-NO 3762435⇒ CA, MTR-NO 3 762 435⇒ CA, MTR-NO 3 762 435⇒ CA, ⇒MTR-NO 3762434 CA, ⇒MTR-NO 3 762 434 CA, MTR-CODE: HFZ, ⇒MTR-NO 3 762 434	6PK730  6PK730  AVX10X710  VD1100  VD1100
1.4 16V	10/03-	KFU (ET3J4)	65	1360	ALT, (-AC) ALT, (AC)  CA CA	6PK1225 6PK1560 VD1100	
1.4 HDi	09/02-02/07	8HX (DV4TD)	51	1398	ALT, (Valeo), FOR ALT: 150A, OE-NO 5702H4, 5705AS, 5705EY, ALT-No: TG15C020, TG15C028, TG15C053 ALT, (Valeo), ALT-No: TG15C118, FOR ALT: 150A, OE-NO 5705AS, 5705EY ALT, (Bosch), FOR ALT: 150A, OE-NO 5705 AS, 5705 NH, 5705 EY, ALT-No: 0 124 525 035 ALT, (Bosch), FOR ALT: 150A, OE-NO 5705 AS, 5705 NH, 5705 EY, ALT-No: 0 124 525 035	AP9013  AP9019  AP9023  AP9042	
1.4 HDi eco 70	09/01-	8HX (DV4TD), 8HZ (DV4TD)	50	1398	ALT, (-AC), ⇒ORG-NO 10527 ALT, (-AC), ORG-NO 10528⇒ ALT, (AC) ONLY WITH VD1094, ONLY WITH VD1096 ALT, (Valeo), FOR ALT: 150A, OE-NO 5702H4, 5705AS, 5705EY, ALT-No: TG15C020, TG15C028, TG15C053 ALT, (Valeo), ALT-No: TG15C118, FOR ALT: 150A, OE-NO 5705AS, 5705EY ALT, (Bosch), FOR ALT: 150A, OE-NO 5705 AS, 5705 NH, 5705 EY, ALT-No: 0 124 525 035 ALT, (Bosch), FOR ALT: 150A, OE-NO 5705 AS, 5705 NH, 5705 EY, ALT-No: 0 124 525 035 ⇒ORG-NO 10527 ORG-NO 10528⇒	6PK1345 6PK1352 6PK1710 MS08 AP9013  AP9019  AP9023  AP9042  VD1094 VD1096	
1.4 i	09/98-	KFX (TU3JP), KFW (TU3JP)	55	1360	ALT, (-PS), (AC) ALT, (PS), (-AC) ALT, (PS), (AC), ORG-NO 09276⇒, ⇒ORG-NO 10394 ALT, (PS), (AC), ⇒ORG-NO 09275, ORG- NO 10395⇒ ALT, (-PS), (-AC), FOR ALT: 70A, ⇒01/2003, ⇒ORG-NO 09589 ALT, (-PS), (-AC), FOR ALT: 80A, 07/2002⇒, ORG-NO 09367⇒ ALT, (-PS), (-AC), FOR ALT: 70A, 02/2003⇒, ORG-NO 09590⇒ ALT, (-PS), (-AC), FOR ALT: 80A, ⇒06/2002, ⇒ORG-NO 09366 (-PS), (AC), ⇒ORG-NO 10191, MTR- CODE: TU3JP CA, MTR-NO 3666766⇒ CA, MTR-NO 3666766⇒ CA, MTR-NO 3666766⇒ CA, ⇒MTR-NO 3666765 CA, ⇒MTR-NO 3666765 CA, ⇒MTR-NO 3666765	6PK1010 6PK1453 6PK1560  6PK1564  6PK720  6PK730  6PK730  AVX10X710  VD1100	
1.6 16V	12/00-	NFU (TU5JP4)	80	1587	ALT, (-PS), (AC) ALT, (PS), (-AC) ALT, (PS), (AC), ORG-NO 09276⇒,	6PK1010 6PK1453 6PK1560	

PEUGEOT



PEUGEOT

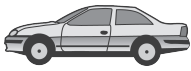
**PEUGEOT**

206 Schrägheck (2A/C)



						⇒ORG-NO 10394 ALT, (PS), (AC), ⇒ORG-NO 09275, ORG-NO 10395⇒ ALT, (-PS), (-AC)	6PK1564  AVX10X715 VD1100
					CT1065 CA CT1065K1 CA, MTR-CODE: TU5JP4, ⇒MTR-NO 1806404 CT1065K3 CA, MTR-CODE: TU5JP4, MTR-NO 1806405⇒ CT1065WP1 MTR-CODE: TU5JP4, CA, ⇒MTR-NO 1806404 CT1065WP2 MTR-CODE: TU5JP4, CA, MTR-NO 1806405⇒		
1.6 HDi 110	05/04-	9HY (DV6TED4), 9HZ (DV6TED4)	80	1560		ALT, (-AC) ALT, (AC) ONLY WITH VD1096, ONLY WITH VD1094 ALT, (Valeo), FOR ALT: 150A, OE-NO 5702H4, 5705AS, 5705EY, ALT-No: TG15C020, TG15C028, TG15C053 ALT, (Valeo), ALT-No: TG15C118, FOR ALT: 150A, OE-NO 5705AS, 5705EY ALT, (Bosch), FOR ALT: 150A, OE-NO 5705AS, 5705 NH, 5705 EY, ALT-No: 0 124 525 035 ALT, (Bosch), FOR ALT: 150A, OE-NO 5705AS, 5705 NH, 5705 EY, ALT-No: 0 124 525 035 ⇒ORG-NO 10527 ORG-NO 10528⇒	6PK800 6PK976 MS08 AP9013  AP9019  AP9023  AP9042  VD1094 VD1096
1.6 i	09/98-12/00	NFZ (TU5JP)	65	1587		ALT, (-PS), (AC) ALT, (PS), (-AC) ALT, (PS), (AC), ORG-NO 09276⇒, ⇒ORG-NO 10394 ALT, (PS), (AC), ⇒ORG-NO 09275, ORG-NO 10395⇒ ALT, (-PS), (-AC), FOR ALT: 70A ALT, (-PS), (-AC), FOR ALT: 80A (-PS), ⇒ORG-NO 10191	6PK1010 6PK1453 6PK1560  6PK1564  6PK720 AVX10X710 VD1100
					CT744 CA CT744K1 CA		
1.9 D	09/98-11/01	WJZ (DW8)	51	1868		ALT, (-PS), (AC) ALT, (PS), (-AC), ⇒ORG-NO 08336 ALT, (PS), (-AC), ORG-NO 08337⇒ ALT, (PS), (AC), ORG-NO 09520⇒ ALT, (PS), (AC), ⇒ORG-NO 09519 ALT, (-PS), (-AC) ONLY WITH VD1080 ONLY WITH VD1097 ORG-NO 09895⇒, (AC) ⇒ORG-NO 09894	6PK1033 6PK1390 6PK1440 6PK1680 6PK1733 6PK869 MS02 MS14 VD1080 VD1097
					CT986 CA CT986K2 CA CT986WP2 CA		
2.0 HDI 90	12/99-	RHY (DW10TD)	66	1997		ALT, (-AC) ⇒ORG-NO 09360, ALT, (-AC) ALT, (AC), (SANDEN), ⇒ORG-NO 09366 ALT, (AC), ⇒ORG-NO 09360 ALT, (AC), (DELPHI), ORG-NO 09367⇒ ONLY WITH VD1080, ONLY WITH VD1095 ALT, (Valeo), FOR ALT: 150A, OE-NO 5705AS, 5702NH, 5705EY, ALT-No: TG15C020, TG15C028, TG15C053 ALT, (Valeo), FOR ALT: 150A, OE-NO 5705AS, 5705 NH, 5705 EY, ALT-No: TG15C118 ALT, (Bosch), FOR ALT: 150A, OE-NO 5705AS, 5705 NH, 5705 EY, ALT-No: 0 124 525 035 ALT, (Valeo), FOR ALT: 150A, OE-NO 5705AA, ALT-No: A14VI35, ORG-NO 09367⇒, ⇒ORG-NO 09519, ORG-NO 09367⇒, ⇒ORG-NO 09519, ALT, (Valeo), FOR ALT: 150A, OE-NO 5705AA, 5705 ER, ALT-No: SG15S018 ALT, (Bosch), ALT-No: 0124 615 027, FOR	6PK1468 6PK1468D1 6PK1740 6PK1740D1 6PK1750 MS02 AP9013  AP9019  AP9023  AP9038  AP9042





## PEUGEOT

### 206 Schrägheck (2A/C)

						⇒ORG-NO 09360 ORG-NO 09361⇒	VD1080 VD1095
						CA CA, ⇒ORG-NO 8735 CA, ORG-NO 8736⇒ CA, ⇒ORG-NO 8735 CA, ORG-NO 8736⇒	
2.0 RC	07/03-	RFK (EW10J4S)	130	1997		ALT, (-AC) ALT, (AC) CA, MTR-CODE: EW10J4S CA	6PK1200 6PK1725
						ALT ALT, AC CA	6PK1200 6PK1725
2.0 S16	04/99-10/00	RFR (DEW10J4)	99	1997		ALT ALT, AC CA CA CA	6PK1200 6PK1725
	10/00-	RFN (EW10J4)	100			ALT ALT, PS ALT, PS, AC CA CA CA CA	3PK740 6PK1200 6PK1725

### 206 Stufenheck

1.4	03/07-	KFW (TU3JP), KFV (TU3A)	55	1360		ALT, (-AC) ALT, (AC) CA CA CA CA	6PK1453 6PK1564
						ALT, (-AC) ALT, (AC) ALT, (Valeo), FOR ALT: 150A, OE-NO 5705AS, 5702NH, 5705EY, ALT-No: TG15C020, TG15C028, TG15C053 ALT, (Valeo), FOR ALT: 150A, OE-NO 5705 AS, 5705 NH, 5705 EY, ALT-No: TG15C118 ALT, (Bosch), FOR ALT: 150A, OE-NO 5705 AS, 5705 NH, 5705 EY, ALT-No: 0 124 525 035 ALT, (Bosch), FOR ALT: 150A, OE-NO 5705 AS, 5705 NH, 5705 EY, ALT-No: 0 124 525 035	6PK1360 6PK1705 AP9013 AP9019 AP9023 AP9042 VD1096
1.4 HDi eco 70	09/08-	8HZ (DV4TD)	50	1398		CA CA CA	
1.6 16V	03/07-	NFU (TU5JP4)	80	1587		ALT, (-PS), (AC) ALT, (PS), (-AC) ALT, (PS), (AC), ORG-NO 09276⇒, ⇒ORG-NO 10394 ALT, (PS), (AC), ⇒ORG-NO 09275, ORG- NO 10395⇒ ALT, (-PS), (-AC) CA CA, MTR-CODE: TU5JP4, ⇒MTR-NO 1806404 CA, MTR-CODE: TU5JP4, MTR-NO 1806405⇒ MTR-CODE: TU5JP4, CA, ⇒MTR-NO 1806404 MTR-CODE: TU5JP4, CA, MTR-NO 1806405⇒	6PK1010 6PK1453 6PK1560 6PK1564 AVX10X715 VD1100

### 206 SW (2E/K)

1.1	07/02-	HFX (TU1JP)	44	1124		ALT, (-PS), (AC) ALT, (PS), (-AC) ALT, (PS), (AC), ORG-NO 09276⇒, ⇒ORG-NO 10394 ALT, (PS), (AC), ⇒ORG-NO 09275, ORG- NO 10395⇒ ALT, (-PS), (-AC) CA, MTR-NO 3762435⇒ CA, MTR-NO 3 762 435⇒ CA, MTR-NO 3 762 435⇒ CA, ⇒MTR-NO 3762434 CA, ⇒MTR-NO 3 762 434 CA, ⇒MTR-NO 3 762 434	6PK1010 6PK1453 6PK1560 6PK1564 6PK730
1.4	07/02-	KFW (TU3JP), KFV (TU3A)	55	1360		ALT, (-PS), (AC) ALT, (PS), (-AC)	6PK1010 6PK1453





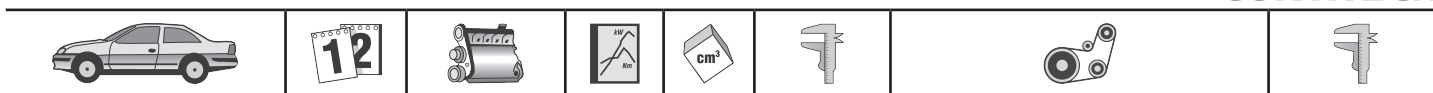
PEUGEOT

**PEUGEOT**

206 SW (2E/K)

						ALT, (PS), (AC), ORG-NO 09276⇒, ⇒ORG-NO 10394 ALT, (PS), (AC), ⇒ORG-NO 09275, ORG- NO 10395⇒ ALT, (-PS), (-AC) CA, MTR-NO 3666766⇒ CA, MTR-NO 3666766⇒ CA, MTR-NO 3666766⇒ CA, ⇒MTR-NO 3666765 CA, ⇒MTR-NO 3666765 CA, ⇒MTR-NO 3666765	<b>6PK1560</b> <b>6PK1564</b> <b>6PK730</b>
1.4 16V	10/03-	KFU (ET3J4)	65	1360	<b>CT1067</b> <b>CT1067K1</b> <b>CT1067WP1</b> <b>CT607</b> <b>CT607K1</b> <b>CT607WP1</b>	ALT, (-AC) ALT, (AC) CA CA	<b>6PK1225</b> <b>6PK1564</b> <b>VD1100</b>
1.4 HDi	07/02-	8HX (DV4TD)	50	1398	<b>CT1101</b> <b>CT1101K1</b> <b>CT1063</b> <b>CT1063K1</b> <b>CT1063WP2</b>	ALT, (-AC), ⇒ORG-NO 10527 ALT, (-AC), ORG-NO 10528⇒ ALT, (AC) ONLY WITH VD1096, ONLY WITH VD1094 ALT, (Valeo), FOR ALT: 150A, OE-NO 5702H4, 5705AS, 5705EY, ALT-No: TG15C020, TG15C028, TG15C053 ALT, (Valeo), ALT-No: TG15C118, FOR ALT: 150A, OE-NO 5705AS, 5705EY ALT, (Bosch), FOR ALT: 150A, OE-NO 5705 AS, 5705 NH, 5705 EY, ALT-No: 0 124 525 035 ALT, (Bosch), FOR ALT: 150A, OE-NO 5705 AS, 5705 NH, 5705 EY, ALT-No: 0 124 525 035 ⇒ORG-NO 10527 ORG-NO 10528⇒ CA CA CA CA	<b>6PK1345</b> <b>6PK1352</b> <b>6PK1710</b> <b>MS08</b> <b>AP9013</b> <b>AP9019</b> <b>AP9023</b> <b>AP9042</b> <b>VD1094</b> <b>VD1096</b>
1.6 16V	07/02-	NFU (TU5JP4)	80	1587	<b>CT1065</b> <b>CT1065K1</b> <b>CT1065K3</b> <b>CT1065WP1</b> <b>CT1065WP2</b>	ALT, (-PS), (AC) ALT, (PS), (-AC) ALT, (PS), (AC), ORG-NO 09276⇒, ⇒ORG-NO 10394 ALT, (PS), (AC), ⇒ORG-NO 09275, ORG- NO 10395⇒ ALT, (-PS), (-AC) CA CA, MTR-CODE: TU5JP4, ⇒MTR-NO 1806404 CA, MTR-CODE: TU5JP4, MTR-NO 1806405⇒ MTR-CODE: TU5JP4, CA, ⇒MTR-NO 1806404 MTR-CODE: TU5JP4, CA, MTR-NO 1806405⇒	<b>6PK1010</b> <b>6PK1453</b> <b>6PK1560</b> <b>6PK1564</b> <b>AVX10X715</b> <b>VD1100</b>
1.6 HDi 110	05/04-	9HZ (DV6TED4)	80	1560	<b>CT1092</b> <b>CT1092K1</b> <b>CT1092WP1</b>	ALT, (-AC) ALT, (AC) ONLY WITH VD1096, ONLY WITH VD1094 ALT, (Valeo), FOR ALT: 150A, OE-NO 5702H4, 5705AS, 5705EY, ALT-No: TG15C020, TG15C028, TG15C053 ALT, (Valeo), ALT-No: TG15C118, FOR ALT: 150A, OE-NO 5705AS, 5705EY ALT, (Bosch), FOR ALT: 150A, OE-NO 5705 AS, 5705 NH, 5705 EY, ALT-No: 0 124 525 035 ALT, (Bosch), FOR ALT: 150A, OE-NO 5705 AS, 5705 NH, 5705 EY, ALT-No: 0 124 525 035 ⇒ORG-NO 10527 ORG-NO 10528⇒ CA CA CA CA	<b>6PK800</b> <b>6PK976</b> <b>MS08</b> <b>AP9013</b> <b>AP9019</b> <b>AP9023</b> <b>AP9042</b> <b>VD1094</b> <b>VD1096</b>
2.0 16V	07/02-	RFN (EW10J4)	100	1997	<b>CT1138</b> <b>CT1138K1</b> <b>CT1138WP1</b>	ALT ALT, PS ALT, PS, AC CA CA CA	<b>3PK740</b> <b>6PK1200</b> <b>6PK1725</b>





## PEUGEOT

<b>206 SW (2E/K)</b> 2.0 HDi	07/02-	RHY (DW10TD)	66	1997		ALT, (-AC) ALT, (AC), (SANDEN), ⇒ORG-NO 09366 ALT, (AC), (DELPHI), ORG-NO 09367⇒ ALT, (Valeo), FOR ALT: 150A, OE-NO 5705AS, 5702NH, 5705EY, ALT-No: TG15C020, TG15C028, TG15C053 ALT, (Valeo), FOR ALT: 150A, OE-NO 5705AS, 5705NH, 5705EY, ALT-No: TG15C118 ALT, (Bosch), FOR ALT: 150A, OE-NO 5705AS, 5705NH, 5705EY, ALT-No: 0 124 525 035 ALT, (Valeo), FOR ALT: 150A, OE-NO 5705AA, ALT-No: A14VI35, ORG-NO 09367⇒, ⇒ORG-NO 09519, ALT, (Valeo), FOR ALT: 150A, OE-NO 5705AA, 5705ER, ALT-No: SG15S018 ALT, (Bosch), ALT-No: 0124 615 027, FOR ALT: 150A, OE-NO 5705AA, 5705ER ⇒ORG-NO 09360 ORG-NO 09361⇒ CA CA CA	6PK1468 6PK1740 6PK1743 AP9013  AP9019 AP9023  AP9038  AP9042  VD1080 VD1095
<b>206 Van</b> 1.4 HDi	09/01-03/09	8HX (DV4TD), 8HZ (DV4TD)	50	1398	CT987 CT987K2 CT987WP2	ALT, (Valeo), FOR ALT: 150A, OE-NO 5702H4, 5705AS, 5705EY, ALT-No: TG15C020, TG15C028, TG15C053 ALT, (Valeo), ALT-No: TG15C118, FOR ALT: 150A, OE-NO 5705AS, 5705EY ALT, (Bosch), FOR ALT: 150A, OE-NO 5705AS, 5705NH, 5705EY, ALT-No: 0 124 525 035 ALT, (Bosch), FOR ALT: 150A, OE-NO 5705AS, 5705NH, 5705EY, ALT-No: 0 124 525 035	AP9013  AP9019 AP9023  AP9042
<b>206+ (T3E)</b> 1.1	01/09-	HFX (TU1JP), HFX (TU1A), TU1AE5	44	1124	CT1066 CT1066K1 CT1066WP1	ALT, (-AC) ALT, (AC) CA, MTR-CODE: TU1A CA, MTR-CODE: TU1A CA, MTR-CODE: TU1A	6PK1453 6PK1564
1.4 HDi eco 70	01/09-	8HX (DV4TD), 8HZ (DV4TD)	50	1398	CT1063 CT1063K1 CT1063WP2 CT1163	ALT, (-AC), MTR-CODE: DV4TD ALT, (AC), MTR-CODE: DV4TD ALT, (-AC), MTR-CODE: DV4C ALT, (AC), MTR-CODE: DV4C ALT, (Valeo), FOR ALT: 150A, OE-NO 5705AS, 5702NH, 5705EY, ALT-No: TG15C020, TG15C028, TG15C053 ALT, (Valeo), FOR ALT: 150A, OE-NO 5705AS, 5705NH, 5705EY, ALT-No: TG15C118 ALT, (Bosch), FOR ALT: 150A, OE-NO 5705AS, 5705NH, 5705EY, ALT-No: 0 124 525 035 ALT, (Bosch), FOR ALT: 150A, OE-NO 5705AS, 5705NH, 5705EY, ALT-No: 0 124 525 035 CA, MTR-CODE: DV4TD CA, MTR-CODE: DV4TD CA, MTR-CODE: DV4TD CA, MTR-CODE: DV4C	6PK1360 6PK1705 6PK800 6PK976 AP9013  AP9019 AP9023  AP9042  VD1096
1.4 i	01/09-	KFV (TU3A), KFW (TU3A)	55	1360	CT1067 CT1067K1 CT1067WP1	ALT, (-AC) ALT, (AC) CA CA CA	6PK1453 6PK1564
<b>207 (WA_, WC_)</b> 1.4	02/06-	KFV (TU3A)	53	1360	CT1067 CT1067K1 CT1067WP1	ALT, AC ALT, (-AC) CA, MTR-CODE: TU3AM CA, MTR-CODE: TU3AM CA, MTR-CODE: TU3AM	6PK1050 6PK730 VD1100
1.4 16V	02/06-	KFU (ET3J4)	65	1360	CT1101 CT1101K1	ALT, AC ALT, (-AC) CA, MTR-CODE: ET3J4 CA, MTR-CODE: ET3J4	6PK1050 6PK730 VD1100







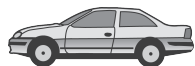
PEUGEOT

**PEUGEOT**

207 (WA\_, WC\_) ↔

	06/07-	EP3, EP3C	70	1397		ALT ALT, (Mitsubishi), FOR ALT: 80A, OE-NO 5705KQ, 5702J3, ALT-No: A005TG0881ZE, FOR ALT: 120A, OE-NO 5705KG, 5702J0, ALT-No: A003TG5281ZE	<b>6PK906</b> <b>AP9018</b>
1.4 HDi	02/06-	8HZ (DV4TD), 8HR (DV4TD)	50	1398		ALT, (AC), ⇨ORG-NO 11073 ALT, (-AC), ⇨ORG-NO 11073 ALT, (-AC), ORG-NO 11074⇨ ALT, (AC), ORG-NO 11074⇨ ONLY WITH VD1096 ALT, (Valeo), FOR ALT: 150A, OE-NO 5702H4, 5705AS, 5705EY, ALT-No: TG15C020, TG15C028, TG15C053 ALT, (Valeo), ALT-No: TG15C118, FOR ALT: 150A, OE-NO 5705AS, 5705EY ALT, (Bosch), FOR ALT: 150A, OE-NO 5705 AS, 5705 NH, 5705 EY, ALT-No: 0 124 525 035 ALT, (Bosch), FOR ALT: 150A, OE-NO 5705 AS, 5705 NH, 5705 EY, ALT-No: 0 124 525 035	<b>6PK1090 ELAST</b> <b>6PK780 ELAST</b> <b>6PK800</b> <b>6PK976</b> <b>MS08</b> <b>AP9013</b>  <b>AP9019</b>  <b>AP9023</b>  <b>AP9042</b>  <b>VD1096</b>
					<b>CT1063</b> <b>CT1063K1</b> <b>CT1063WP2</b> <b>CT1163</b>	CA, MTR-CODE: DV4TD CA, MTR-CODE: DV4TD CA, MTR-CODE: DV4TD CA, MTR-CODE: DV4C	
1.6 16V	02/06-	NFU (TU5JP4)	80	1587		ALT, AC ALT, (-AC)	<b>6PK1050</b> <b>6PK730</b> <b>VD1100</b>
					<b>CT1065</b> <b>CT1065K3</b> <b>CT1065WP2</b>	CA, MTR-CODE: TU5JP4 CA, MTR-CODE: TU5JP4 CA	
1.6 16V RC	02/07-	5FY (EP6DTS)	128	1598		ALT, (Mitsubishi), FOR ALT: 80A, OE-NO 5705KQ, 5702J3, ALT-No: A005TG0881ZE, FOR ALT: 120A, OE-NO 5705KG, 5702J0, ALT-No: A003TG5281ZE	<b>AP9018</b>
1.6 16V Turbo	02/06-	5FX (EP6DT)	110	1598		ALT ALT, (Mitsubishi), FOR ALT: 80A, OE-NO 5705KQ, 5702J3, ALT-No: A005TG0881ZE, FOR ALT: 120A, OE-NO 5705KG, 5702J0, ALT-No: A003TG5281ZE	<b>6PK906</b> <b>AP9018</b>
	10/09-	5FR (EP6DT)	115			ALT, (Mitsubishi), FOR ALT: 80A, OE-NO 5705KQ, 5702J3, ALT-No: A005TG0881ZE, FOR ALT: 120A, OE-NO 5705KG, 5702J0, ALT-No: A003TG5281ZE	<b>AP9018</b>
1.6 16V VTi	02/07-	EP6, 5FS (EP6C)	88	1598		ALT, (AC) ALT, (Mitsubishi), FOR ALT: 80A, OE-NO 5705KQ, 5702J3, ALT-No: A005TG0881ZE, FOR ALT: 120A, OE-NO 5705KG, 5702J0, ALT-No: A003TG5281ZE	<b>6PK906</b> <b>AP9018</b>
1.6 HDi	02/06-	9HX (DV6A TED4)	66	1560		ALT, (AC), ⇨ORG-NO 11073 ALT, (-AC), ⇨ORG-NO 11073 ALT, (-AC), ORG-NO 11074⇨ ALT, (AC), ORG-NO 11074⇨ ONLY WITH VD1096 ALT, (Valeo), FOR ALT: 150A, OE-NO 5702H4, 5705AS, 5705EY, ALT-No: TG15C020, TG15C028, TG15C053 ALT, (Valeo), ALT-No: TG15C118, FOR ALT: 150A, OE-NO 5705AS, 5705EY ALT, (Bosch), FOR ALT: 150A, OE-NO 5705 AS, 5705 NH, 5705 EY, ALT-No: 0 124 525 035 ALT, (Bosch), FOR ALT: 150A, OE-NO 5705 AS, 5705 NH, 5705 EY, ALT-No: 0 124 525 035	<b>6PK1090 ELAST</b> <b>6PK780 ELAST</b> <b>6PK800</b> <b>6PK976</b> <b>MS08</b> <b>AP9013</b>  <b>AP9019</b>  <b>AP9023</b>  <b>AP9042</b>  <b>VD1096</b>
					<b>CT1092</b> <b>CT1092K1</b> <b>CT1092WP1</b>	CA, MTR-CODE: DV6TED4, DV6ATED4 CA, MTR-CODE: DV6TED4, DV6ATED4 MTR-CODE: DV6TED4, DV6ATED4, CA	
		9HY (DV6TED4), 9HZ (DV6TED4)	80			ALT, (AC), ⇨ORG-NO 11073 ALT, (-AC), ⇨ORG-NO 11073 ALT, (-AC), ORG-NO 11074⇨ ALT, (AC), ORG-NO 11074⇨ ONLY WITH VD1096 ALT, (Valeo), FOR ALT: 150A, OE-NO 5702H4, 5705AS, 5705EY, ALT-No: TG15C020, TG15C028, TG15C053	<b>6PK1090 ELAST</b> <b>6PK780 ELAST</b> <b>6PK800</b> <b>6PK976</b> <b>MS08</b> <b>AP9013</b>





## PEUGEOT

207 (WA\_, WC\_)

						ALT, (Valeo), ALT-No: TG15C118, FOR ALT: 150A, OE-NO 5705AS, 5705EY ALT, (Bosch), FOR ALT: 150A, OE-NO 5705AS, 5705 NH, 5705 EY, ALT-No: 0 124 525 035 ALT, (Bosch), FOR ALT: 150A, OE-NO 5705AS, 5705 NH, 5705 EY, ALT-No: 0 124 525 035 CA, MTR-CODE: DV6TED4, DV6ATED4 CA, MTR-CODE: DV6TED4, DV6ATED4 MTR-CODE: DV6TED4, DV6ATED4, CA	AP9019 AP9023 AP9042 VD1096
	11/09-	9HP (DV6DTE4)	68			ALT, (-AC) ALT, (AC) ALT, (Valeo), FOR ALT: 150A, OE-NO 5702H4, 5705AS, 5705EY, ALT-No: TG15C020, TG15C028, TG15C053 ALT, (Valeo), FOR ALT: 150A, OE-NO 5705AS, 5705 NH, 5705 EY, ALT-No: TG15C118 ALT, (Bosch), FOR ALT: 150A, OE-NO 5705AS, 5705 NH, 5705 EY, ALT-No: 0 124 525 035 ALT, (Bosch), FOR ALT: 150A, OE-NO 5705AS, 5705 NH, 5705 EY, ALT-No: 0 124 525 035	6PK800 6PK976 AP9013 AP9019 AP9023 AP9042 VD1096
1.6 HDi 110	08/09-	9HZ (DV6TED4)	82	1560		ALT, (-AC) ALT, (AC) ALT, (Valeo), FOR ALT: 150A, OE-NO 5702H4, 5705AS, 5705EY, ALT-No: TG15C020, TG15C028, TG15C053 ALT, (Valeo), FOR ALT: 150A, OE-NO 5705AS, 5705 NH, 5705 EY, ALT-No: TG15C118 ALT, (Bosch), FOR ALT: 150A, OE-NO 5705AS, 5705 NH, 5705 EY, ALT-No: 0 124 525 035 ALT, (Bosch), FOR ALT: 150A, OE-NO 5705AS, 5705 NH, 5705 EY, ALT-No: 0 124 525 035	6PK800 6PK976 AP9013 AP9019 AP9023 AP9042 VD1096
<b>207 CC (WD_)</b> 1.6 16V	02/07-	EP6	88	1598		ALT, (AC) ALT, (Mitsubishi), FOR ALT: 80A, OE-NO 5705KQ, 5702J3, ALT-No: A005TG0881ZE, FOR ALT: 120A, OE-NO 5705KG, 5702J0, ALT-No: A003TG5281ZE	6PK906 AP9018
1.6 16V Turbo	02/07-	5FX (EP6DT)	110	1598		ALT ALT, (Mitsubishi), FOR ALT: 80A, OE-NO 5705KQ, 5702J3, ALT-No: A005TG0881ZE, FOR ALT: 120A, OE-NO 5705KG, 5702J0, ALT-No: A003TG5281ZE	6PK906 AP9018
	10/09-	5FR (EP6DT)	115			ALT, (Mitsubishi), FOR ALT: 80A, OE-NO 5705KQ, 5702J3, ALT-No: A005TG0881ZE, FOR ALT: 120A, OE-NO 5705KG, 5702J0, ALT-No: A003TG5281ZE	AP9018
1.6 HDi	02/07-	9HZ (DV6TED4)	80	1560		ALT, (AC), ⇒ ORG-NO 11073 ALT, (-AC), ⇒ ORG-NO 11073 ALT, (-AC), ORG-NO 11074⇒ ALT, (AC), ORG-NO 11074⇒ ONLY WITH VD1096 ALT, (Valeo), FOR ALT: 150A, OE-NO 5702H4, 5705AS, 5705EY, ALT-No: TG15C020, TG15C028, TG15C053 ALT, (Valeo), ALT-No: TG15C118, FOR ALT: 150A, OE-NO 5705AS, 5705EY ALT, (Bosch), FOR ALT: 150A, OE-NO 5705AS, 5705 NH, 5705 EY, ALT-No: 0 124 525 035 ALT, (Bosch), FOR ALT: 150A, OE-NO 5705AS, 5705 NH, 5705 EY, ALT-No: 0 124 525 035 CA, MTR-CODE: DV6TED4, DV6ATED4 CA, MTR-CODE: DV6TED4, DV6ATED4 MTR-CODE: DV6TED4, DV6ATED4, CA	6PK1090 ELAST 6PK780 ELAST 6PK800 6PK976 MS08 AP9013 AP9019 AP9023 AP9042 VD1096
	08/09-	9HR (DV6C)	82			ALT, (-AC) ALT, (AC) ALT, (Valeo), FOR ALT: 150A, OE-NO	6PK800 6PK976 AP9013

PEUGEOT



**PEUGEOT**

**PEUGEOT**

207 CC (WD\_)

						ALT, (Valeo), FOR ALT: 150A, OE-NO 5705 AS, 5705 NH, 5705 EY, ALT-No: TG15C118	<b>AP9019</b>
						ALT, (Bosch), FOR ALT: 150A, OE-NO 5705 AS, 5705 NH, 5705 EY, ALT-No: 0 124 525 035	<b>AP9023</b>
						ALT, (Bosch), FOR ALT: 150A, OE-NO 5705 AS, 5705 NH, 5705 EY, ALT-No: 0 124 525 035	<b>AP9042</b>
							<b>VD1096</b>

207 SW (WK\_)

1.4	06/07-	KFV (TU3A)	54	1360		ALT, (AC) ALT, (-AC)	<b>6PK1050</b> <b>6PK730</b> <b>VD1100</b>
					<b>CT1067</b> <b>CT1067K1</b> <b>CT1067WP1</b>	CA CA CA	
1.4 16V	06/07-	EP3, EP3C	70	1397		ALT ALT, (Mitsubishi), FOR ALT: 80A, OE-NO 5705KQ, 5702J3, ALT-No: A005TG0881ZE, FOR ALT: 120A, OE-NO 5705KG, 5702J0, ALT-No: A003TG5281ZE	<b>6PK906</b> <b>AP9018</b>
					<b>CT1101</b> <b>CT1101K1</b>	CA CA	
1.6 16V	06/07-	EP6	88	1598		ALT, (AC) ALT, (Mitsubishi), FOR ALT: 80A, OE-NO 5705KQ, 5702J3, ALT-No: A005TG0881ZE, FOR ALT: 120A, OE-NO 5705KG, 5702J0, ALT-No: A003TG5281ZE	<b>6PK906</b> <b>AP9018</b>
1.6 16V RC	02/07-	5FY (EP6DTS)	128	1598		ALT, (Mitsubishi), FOR ALT: 80A, OE-NO 5705KQ, 5702J3, ALT-No: A005TG0881ZE, FOR ALT: 120A, OE-NO 5705KG, 5702J0, ALT-No: A003TG5281ZE	<b>AP9018</b>
1.6 HDi	06/07-	9HX (DV6A TED4)	66	1560		ALT, (-AC) ALT, (AC) ONLY WITH VD1096 ALT, (Valeo), FOR ALT: 150A, OE-NO 5702H4, 5705AS, 5705EY, ALT-No: TG15C020, TG15C028, TG15C053 ALT, (Valeo), ALT-No: TG15C118, FOR ALT: 150A, OE-NO 5705AS, 5705EY	<b>6PK800</b> <b>6PK976</b> <b>MS08</b> <b>AP9013</b> <b>AP9019</b> <b>AP9023</b>
						ALT, (Bosch), FOR ALT: 150A, OE-NO 5705 AS, 5705 NH, 5705 EY, ALT-No: 0 124 525 035 ALT, (Bosch), FOR ALT: 150A, OE-NO 5705 AS, 5705 NH, 5705 EY, ALT-No: 0 124 525 035	<b>AP9042</b>
					<b>CT1092</b> <b>CT1092K1</b> <b>CT1092WP1</b>	CA CA CA	<b>VD1096</b>
		9HZ (DV6TED4)	80			ALT, (-AC) ALT, (AC) ONLY WITH VD1096 ALT, (Valeo), FOR ALT: 150A, OE-NO 5702H4, 5705AS, 5705EY, ALT-No: TG15C020, TG15C028, TG15C053 ALT, (Valeo), ALT-No: TG15C118, FOR ALT: 150A, OE-NO 5705AS, 5705EY	<b>6PK800</b> <b>6PK976</b> <b>MS08</b> <b>AP9013</b> <b>AP9019</b> <b>AP9023</b>
						ALT, (Bosch), FOR ALT: 150A, OE-NO 5705 AS, 5705 NH, 5705 EY, ALT-No: 0 124 525 035 ALT, (Bosch), FOR ALT: 150A, OE-NO 5705 AS, 5705 NH, 5705 EY, ALT-No: 0 124 525 035	<b>AP9042</b>
					<b>CT1092</b> <b>CT1092K1</b> <b>CT1092WP1</b>	CA CA CA	<b>VD1096</b>
	08/09-	9HR (DV6C)	82			ALT, (-AC) ALT, (AC) ALT, (Valeo), FOR ALT: 150A, OE-NO 5702H4, 5705AS, 5705EY, ALT-No: TG15C020, TG15C028, TG15C053 ALT, (Valeo), FOR ALT: 150A, OE-NO 5705 AS, 5705 NH, 5705 EY, ALT-No: TG15C118	<b>6PK800</b> <b>6PK976</b> <b>AP9013</b> <b>AP9019</b> <b>AP9023</b>
						ALT, (Bosch), FOR ALT: 150A, OE-NO 5705 AS, 5705 NH, 5705 EY, ALT-No: 0 124 525 035	<b>AP9023</b>





<b>PEUGEOT</b>						
<b>207 SW (WK_)</b>						
						ALT, (Bosch), FOR ALT: 150A, OE-NO 5705 AS, 5705 NH, 5705 EY, ALT-No: 0 124 525 035 <b>AP9042</b> <b>VD1096</b>
	11/09-	9HP (DV6DTED)	68			ALT, (-AC) <b>6PK800</b> ALT, (AC) <b>6PK976</b> ALT, (Valeo), FOR ALT: 150A, OE-NO 5702H4, 5705AS, 5705EY, ALT-No: TG15C020, TG15C028, TG15C053 <b>AP9019</b> ALT, (Valeo), FOR ALT: 150A, OE-NO 5705 AS, 5705 NH, 5705 EY, ALT-No: TG15C118 <b>AP9023</b> ALT, (Bosch), FOR ALT: 150A, OE-NO 5705 AS, 5705 NH, 5705 EY, ALT-No: 0 124 525 035 <b>AP9042</b> ALT, (Bosch), FOR ALT: 150A, OE-NO 5705 AS, 5705 NH, 5705 EY, ALT-No: 0 124 525 035 <b>VD1096</b>
<b>207 Van</b>						
1.4 HDi	04/07-	8HZ (DV4TD)	50	1398		ALT, (Valeo), FOR ALT: 150A, OE-NO 5702H4, 5705AS, 5705EY, ALT-No: TG15C020, TG15C028, TG15C053 <b>AP9013</b> ALT, (Valeo), FOR ALT: 150A, OE-NO 5705 AS, 5705 NH, 5705 EY, ALT-No: TG15C118 <b>AP9019</b> ALT, (Bosch), FOR ALT: 150A, OE-NO 5705 AS, 5705 NH, 5705 EY, ALT-No: 0 124 525 035 <b>AP9023</b> ALT, (Bosch), FOR ALT: 150A, OE-NO 5705 AS, 5705 NH, 5705 EY, ALT-No: 0 124 525 035 <b>AP9042</b>
1.6 HDi	04/07-	9HX (DV6A TED4)	66	1560		ALT, (Valeo), FOR ALT: 150A, OE-NO 5702H4, 5705AS, 5705EY, ALT-No: TG15C020, TG15C028, TG15C053 <b>AP9013</b> ALT, (Valeo), FOR ALT: 150A, OE-NO 5705 AS, 5705 NH, 5705 EY, ALT-No: TG15C118 <b>AP9019</b> ALT, (Bosch), FOR ALT: 150A, OE-NO 5705 AS, 5705 NH, 5705 EY, ALT-No: 0 124 525 035 <b>AP9023</b> ALT, (Bosch), FOR ALT: 150A, OE-NO 5705 AS, 5705 NH, 5705 EY, ALT-No: 0 124 525 035 <b>AP9042</b>
<b>208</b>						
1.4 HDi	03/12-		50	1398	<b>CT1163</b>	ALT, (-AC), (-START-STOP) <b>6PK800</b> ALT, (AC), (-START-STOP) <b>6PK976</b> CA
<b>3008</b>						
1.6 HDi	06/09-	9HZ (DV6TED4)	80	1560		ALT <b>6PK976</b> ALT, (Valeo), FOR ALT: 150A, OE-NO 5705 NH, 5705 AS, 5705 EY, ALT-No: TG15C020, TG15C028, TG15C053 <b>AP9013</b> ALT, (Valeo), ALT-No: TG15C118, FOR ALT: 150A, OE-NO 5705AS, 5705EY <b>AP9019</b> ALT, (Bosch), FOR ALT: 150A, OE-NO 5705 AS, 5705 NH, 5705 EY, ALT-No: 0 124 525 035 <b>AP9023</b> ALT, (Bosch), FOR ALT: 150A, OE-NO 5705 AS, 5705 NH, 5705 EY, ALT-No: 0 124 525 035 <b>AP9042</b> <b>VD1096</b>
					<b>CT1092</b> <b>CT1092K1</b> <b>CT1092WP1</b>	CA CA CA
	08/10-	9HR (DV6C)	82			ALT <b>6PK976</b> ALT, (Valeo), FOR ALT: 150A, OE-NO 5705 NH, 5705 AS, 5705 EY, ALT-No: TG15C020, TG15C028, TG15C053, MTR-CODE: DV6TED4 <b>AP9013</b> ALT, (Valeo), FOR ALT: 150A, OE-NO 5705 AS, 5705 NH, 5705 EY, ALT-No: TG15C118 <b>AP9019</b> ALT, (Bosch), FOR ALT: 150A, OE-NO 5705 AS, 5705 NH, 5705 EY, ALT-No: 0 124 525 035 <b>AP9023</b> ALT, (Bosch), FOR ALT: 150A, OE-NO 5705 AS, 5705 NH, 5705 EY, ALT-No: 0 124 525 035 <b>AP9042</b> <b>VD1096</b>
1.6 THP	06/09-	5FX (EP6DT)	110	1598		ALT, (Mitsubishi), FOR ALT: 120A, OE-NO 5705KG, ALT-No: A003TG5281ZE <b>AP9018</b>

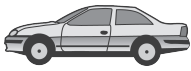
**PEUGEOT**



**PEUGEOT**
**PEUGEOT**

<b>3008</b>		5FV (EP6DT)	115			ALT, (Mitsubishi), FOR ALT: 120A, OE-NO 5705KG, ALT-No: A003TG5281ZE	<b>AP9018</b>
1.6 VTi	06/09-	EP6, 5FS (EP6C)	88	1598		ALT, (Mitsubishi), FOR ALT: 120A, OE-NO 5705KG, ALT-No: A003TG5281ZE	<b>AP9018</b>
2.0 HDi	06/09-	RHE (DW10C TED4)	110	1997	<b>CT1140</b> <b>CT1140K1</b>	ALT, MTR-CODE: DW10CTED4 CA, MTR-CODE: DW10CTED4 CA, MTR-CODE: DW10CTED4	<b>6PK1244</b>
		RHH (DW10C TED4)	120		<b>CT1140</b> <b>CT1140K1</b>	CA CA CA	<b>6PK1244</b>
2.0 Hybrid4	02/11-	RHH (DW10C TED4)	120	1997	<b>CT1140</b> <b>CT1140K1</b>	ALT CA CA	<b>6PK1080</b>
<b>304 (.04M_)</b>							
1.3 GL (M01)	09/72-10/79	XL5	48	1290		FAN, ⇒CH-NO 4181229 ALT, CH-NO 3753501⇒, ⇒CH-NO 4181229 ALT, CH-NO 4181230⇒	<b>AVX10X1200</b> <b>AVX10X750</b> <b>AVX10X775</b>
1.3 GT (A01)	10/69-09/75	XL3	48	1290		ALT, ⇒08/1972	<b>AVX10X1100</b>
1.4 D (M20)	10/76-10/79	XL4D	33	1357		FAN VACP ALT, CH-NO 3753501⇒, ⇒CH-NO 4181229 ALT, CH-NO 4181230⇒	<b>AVX10X1200</b> <b>AVX10X690</b> <b>AVX10X750</b> <b>AVX10X775</b>
<b>304 Break (.04D_)</b>							
1.1 (D11)	10/76-10/80	XK5	43	1127		FAN, ⇒CH-NO 4181229 ALT, CH-NO 3753501⇒ ALT, CH-NO 4181230⇒	<b>AVX10X1200</b> <b>AVX10X750</b> <b>AVX10X775</b>
1.3 (D01)	09/70-10/80	XL5	48	1290		FAN, ⇒CH-NO 4181229 ALT, CH-NO 3753501⇒, ⇒CH-NO 4181229 ALT, CH-NO 4181230⇒	<b>AVX10X1200</b> <b>AVX10X750</b> <b>AVX10X775</b>
<b>304 Cabriolet (.04B_)</b>							
1.3 (B01)	03/70-09/73	XL3	48	1290		ALT	<b>AVX10X1100</b>
1.3 (B02)	09/72-07/76	XL3S	55	1290		ALT, ⇒CH-NO 3753500 FAN, CH-NO 3753501⇒, (TP) ALT, CH-NO 3753501⇒	<b>AVX10X1110</b> <b>AVX10X1110</b> <b>AVX10X750</b>
<b>304 Coupe (.04C_)</b>							
1.3 (CO1)	03/70-09/73	XL3	48	1290		ALT	<b>AVX10X1100</b>
1.3 (CO2)	03/72-04/75	XL3S	55	1290		ALT	<b>AVX10X1100</b>
<b>305 I (581A)</b>							
1.3	11/77-09/82	118 (XL5)	44	1290		FAN ALT AC	<b>AVX10X1200</b> <b>AVX10X785</b> <b>AVX13X900</b>
1.5	11/79-09/82	142 (XR5)	54	1472		FAN ALT AC	<b>AVX10X1200</b> <b>AVX10X785</b> <b>AVX13X900</b>
	05/80-09/82	117 (XR5S)	65			WP ALT AC	<b>AVX10X1200</b> <b>AVX10X775</b> <b>AVX13X900</b>
1.5 Diesel	11/77-09/82	149 (XID)	36	1548		FAN, (TP) VACP ALT	<b>AVX10X1200</b> <b>AVX10X740</b> <b>AVX10X788</b>
<b>305 I Break (581D)</b>							
1.3	08/80-09/82	118 (XL5)	44	1290		FAN ALT AC	<b>AVX10X1200</b> <b>AVX10X785</b> <b>AVX13X900</b>
1.5	08/80-09/82	142 (XR5)	54	1472		FAN ALT AC	<b>AVX10X1200</b> <b>AVX10X785</b> <b>AVX13X900</b>
1.5 Diesel	08/80-09/82	149 (XID)	36	1548		FAN, (TP) VACP ALT	<b>AVX10X1200</b> <b>AVX10X740</b> <b>AVX10X788</b>
<b>305 II (581M)</b>							
1.3	10/82-08/85	118 (XL5)	44	1290		FAN ALT, 01/1984⇒ ALT, ⇒12/1983 AC	<b>AVX10X1200</b> <b>AVX10X775</b> <b>AVX10X785</b> <b>AVX13X900</b>
1.5	09/85-07/90	142 (XR5A)	50	1472		FAN ALT AC	<b>AVX10X1200</b> <b>AVX10X775</b> <b>AVX13X900</b>
	10/82-08/85	142 (XR5)	54			FAN ALT, 01/1984⇒ ALT, ⇒12/1983 AC	<b>AVX10X1200</b> <b>AVX10X775</b> <b>AVX10X785</b> <b>AVX13X900</b>
1.6	07/84-08/87	171 (XU5S)	66	1580		ALT, (-PS) AC ALT, (PS), 10/1985⇒	<b>4PK698</b> <b>4PK841</b> <b>4PK954</b>





## PEUGEOT

### 305 II (581M)

					CT525 CT525K1	ALT, (PS), ⇒09/1985 CA CA	4PK975
	10/82-06/84		71		CT525 CT525K1	ALT, (-PS) AC ALT, (PS) CA CA	4PK698 4PK841 4PK954
	10/82-07/88	B1A (XU51C)	55		CT525 CT525K1	ALT, (-PS) AC ALT, (PS), 10/1985⇒ ALT, (PS), ⇒09/1985 CA CA	4PK698 4PK841 4PK954 4PK975
	11/86-12/88	BAZ (XU5CP)	54		CT525 CT525K1	ALT, (-PS) AC ALT, (PS) CA CA	4PK698 4PK841 4PK954
	10/82-06/88	171 (XU5S)	69		CT525 CT525K1	ALT, (-PS) AC ALT, (PS), 10/1985⇒ ALT, (PS), ⇒09/1985 CA CA	4PK698 4PK841 4PK954 4PK975
1.9	10/82-08/85	159 (XU9S)	75	1905	CT525 CT525K1	ALT, (-PS) AC ALT, (PS) CA CA	4PK698 4PK841 4PK975
	11/86-12/88	DFZ (XU9J1)	72		CT525 CT525K1	ALT, (-PS) AC ALT, (PS) CA CA	4PK698 4PK841 4PK954
1.9 D	10/82-07/88	D9A (XUD9), 162 (XUD9)	47	1905	CT1061 CT1061K1 CT1061WP2	ALT, (AC), CH-NO 9294844⇒ ALT, (-AC), ⇒MTR-NO 1CV17000644 ALT, (-AC), MTR-NO 1CV17000644⇒ ALT, (AC), ⇒CH-NO 9294843 VACP, CH-NO 9323991⇒ PS VACP, ⇒CH-NO 9323990 CA CA CA, 10/1986⇒	4PK1217 4PK698 4PK715 4PK962 AVX10X550 AVX10X613 AVX10X613
		162 (XUD9)	48		CT1061 CT1061K1 CT1061WP2	ALT, (AC), CH-NO 9294844⇒ ALT, (-AC), ⇒MTR-NO 1CV17000644 ALT, (-AC), MTR-NO 1CV17000644⇒ ALT, (AC), ⇒CH-NO 9294843 VACP, CH-NO 9323991⇒ PS VACP, ⇒CH-NO 9323990 CA CA CA, 10/1986⇒	4PK1217 4PK698 4PK715 4PK962 AVX10X550 AVX10X613 AVX10X613
<b>305 II Break (581E)</b>							
1.3	10/82-08/86	118 (XL5)	44	1290		FAN ALT, 01/1984⇒ ALT, ⇒12/1983 AC	AVX10X1200 AVX10X775 AVX10X785 AVX13X900
1.5	10/82-08/86	142 (XR5)	54	1472		FAN, WP ALT AC	AVX10X1200 AVX10X785 AVX13X900
	09/85-10/86	142 (XR5A)	50			WP ALT AC	AVX10X1200 AVX10X775 AVX13X900
1.6	09/83-06/84	171 (XU5S)	71	1580	CT525 CT525K1	ALT, (-PS) AC ALT, (PS) CA CA	4PK698 4PK841 4PK975
	11/86-12/88	BAZ (XU5CP)	54		CT525 CT525K1	ALT, (-PS) AC ALT, (PS) CA CA	4PK698 4PK841 4PK954
	02/86-12/88	B1A (XU51C)	55			ALT, (-PS) AC	4PK698 4PK841



PEUGEOT

**PEUGEOT**

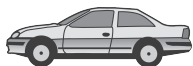
305 II Break (581E)

					CT525 CT525K1	ALT, (PS) CA	4PK954
	07/84-12/87	171 (XU5S)	66			ALT, (-PS) AC ALT, (PS), 10/1985⇒ ALT, (PS), ⇒09/1985	4PK698 4PK841 4PK954 4PK975
1.9	09/84-10/87	159 (XU9S)	75	1905	CT525 CT525K1	ALT, (-PS) AC ALT, (PS), 10/1985⇒ ALT, (PS), ⇒09/1985	4PK698 4PK841 4PK954 4PK975
	11/86-12/88	DFZ (XU9J1)	72		CT525 CT525K1	ALT, (-PS) AC ALT, (PS) CA CA	4PK698 4PK841 4PK954
1.9 Diesel	10/82-12/88	D9A (XUD9), 162 (XUD9)	47	1905	CT1061 CT1061K1 CT1061WP2	ALT, (AC), CH-NO 9294844⇒ ALT, (-AC), ⇒MTR-NO 1CV17000643 ALT, (-AC), MTR-NO 1CV17000644⇒ ALT, (AC), ⇒CH-NO 9294843 VACP, CH-NO 9323991⇒ PS VACP, ⇒CH-NO 9323990 CA CA CA CA, 10/1986⇒	4PK1217 4PK698 4PK715 4PK962 AVX10X550 AVX10X613 AVX10X613
		162 (XUD9)	48		CT1061 CT1061K1 CT1061WP2	ALT, (AC), CH-NO 9294844⇒ ALT, (-AC), ⇒MTR-NO 1CV17000643 ALT, (-AC), MTR-NO 1CV17000644⇒ ALT, (AC), ⇒CH-NO 9294843 VACP, CH-NO 9323991⇒ PS VACP, ⇒CH-NO 9323990 CA CA CA CA, 10/1986⇒	4PK1217 4PK698 4PK715 4PK962 AVX10X550 AVX10X613 AVX10X613

306 (7B, N3, N5)

1.1	06/94-05/01	HDZ (TU1M)	44	1124	CT1066 CT1066K1 CT1066WP1 CT718 CT718K1 CT718WP1	ALT, (AC), (PS) PS, AC AC, (-PS) PS, (-AC) ALT, (-PS), (-AC) CA, MTR-NO 3762435⇒ CA, MTR-NO 3762435⇒ CA, MTR-NO 3762435⇒ CA, ⇒MTR-NO 3762434 CA, ⇒MTR-NO 3762434 CA, ⇒MTR-NO 3762434	4PK855 5PK1250 5PK805 5PK880 AVX10X710
1.4 SL	06/94-05/01	KDX (TU3MC), KFX (TU3JP), KFW (TU3JP)	55	1360	CT1067 CT1067K1 CT1067WP1 CT607 CT607K1 CT607WP1	ALT, AC, PS, MTR-CODE: TU3MC ALT, PS, (-AC), MTR-CODE: TU3JP PS, AC, MTR-CODE: TU3MC AC, (-PS) PS, (-AC), MTR-CODE: TU3MC ALT, (-PS), (-AC) CA, MTR-NO 3666766⇒ CA, MTR-NO 3666766⇒ CA, MTR-NO 3666766⇒ CA, ⇒MTR-NO 3666765 CA, ⇒MTR-NO 3666765 CA, ⇒MTR-NO 3666765	4PK855 4PK855 5PK1250 5PK805 5PK880 AVX10X710
1.6	10/00-05/01	NFT	72	1587	CT744 CT744K1	ALT, (PS) ALT, (AC) AC PS, (AC) PS ALT, (-PS), (-AC) CA CA	4PK855 4PK855 5PK1219 5PK1250 5PK880 AVX10X710
	07/00-05/01		66			ALT, (PS), (-AC) ALT, (PS), (AC) AC PS, (AC) ALT, (-AC) ALT, (-PS), (-AC)	4PK855 4PK855 5PK1219 5PK1255 5PK800 AVX10X715





## PEUGEOT

306 (7B, N3, N5)

					CT744 CT744K1	CA CA	
1.6 SR	06/94-10/00	NFZ (TU5JP)	65	1587		ALT, (PS), (-AC) ALT, (-PS), (AC) AC, (-PS), 05/1997⇒ PS, (AC) AC, (-PS), ⇒04/1997 PS, (-AC) ALT, (-PS), (-AC)	4PK855 4PK855 5PK1219 5PK1250 5PK805 5PK880 AVX10X710
					CT744 CT744K1	CA CA	
1.8 16V	03/97-05/01	LFY (XU7JP4)	81	1761		ALT ALT, AC CA CA, ⇒ORG-NO 8469 CA, ORG-NO 8470⇒	6PK1080 6PK1660
					CT955 CT955K1 CT955K2		
1.8 ST	06/94-05/01	LFZ (XU7JP)	74	1762		ALT, PS, (VALEO), FOR ALT: 70A, FOR ALT: 80A ALT, PS, (MITSU), FOR ALT: 90A ALT, AC ALT, PS, AC ALT HYDP	6PK1070  6PK1080 6PK1100 6PK1660 6PK698 AVX10X1025
					CT754 CT754K1 CT754WP1	CA CA CA	
1.9 D	09/98-05/01	WJZ (DW8), WJY (DW8B)	51	1868		ALT, (-PS), (AC) ALT, (PS), (-AC), ⇒ORG-NO 08374 ALT, (PS), (-AC), ORG-NO 08375⇒ ALT, (PS), (AC) MTR-CODE: DW8B, ALT, (PS), (AC), ORG- NO 09520⇒ ALT, (-PS), (-AC) ONLY WITH VD1080 MTR-CODE: DW8, ONLY WITH VD1097, ⇒ORG-NO 08147 MTR-CODE: DW8, ONLY WITH VD1097, ORG-NO 08148⇒ MTR-CODE: DW8B, ONLY WITH VD1097 MTR-CODE: DW8B, (AC), ORG-NO 09520⇒ MTR-CODE: DW8 MTR-CODE: DW8B, (-AC) MTR-CODE: DW8B, (AC), ⇒ORG-NO 09519	6PK1045 6PK1390 6PK1440 6PK1750 6PK1750D2  6PK869 MS02 MS12  MS14  MS14 VD1080  VD1097 VD1097 VD1097
					CT986 CT986K2 CT986WP2	CA CA MTR-CODE: DW8, CA	
	02/94-04/97	XUD9TE	69	1905		ALT CA CA	6PK1145
					CT1061 CT1061K2	CA CA	
	03/98-05/01	DHV (XU D9BSD)	55			ALT, (PS), (-AC) ALT, (PS), (AC) ALT, (-PS), (-AC) ONLY WITH VD1086	6PK1130 6PK1740 6PK730 MS01 VD1086
					CT1061 CT1061K2	CA CA	
1.9 SLD	06/94-05/01	DJZ (XUD9Y)	47	1905		ALT, PS, (-AC), 06/1995⇒, ⇒08/1996 ALT, PS, (-AC), 06/1995⇒, ⇒09/1996 ALT, PS, (-AC), 09/1996⇒ ALT, PS, (-AC), ⇒06/1995 ALT, AC, (-PS) ALT, PS, AC, ⇒06/1995 ALT, PS, AC, 06/1995⇒ ALT, (-PS), (-AC) VACP	6PK1100 6PK1110 6PK1130 6PK1145 6PK1165 6PK1710 6PK1740 6PK730 AVX10X650 VD1086
					CT1061 CT1061K2	CA CA	
		DJY (XUD9A)	50			ALT, PS, (-AC), 06/1995⇒, ⇒08/1996 ALT, PS, (-AC), 06/1995⇒, ⇒09/1996 ALT, PS, (-AC), 09/1996⇒ ALT, PS, (-AC), ⇒06/1995 ALT, AC, (-PS) ALT, PS, AC, ⇒06/1995 ALT, PS, AC, 06/1995⇒ ALT, (-PS), (-AC)	6PK1100 6PK1110 6PK1130 6PK1145 6PK1165 6PK1710 6PK1740 6PK730

PEUGEOT





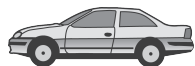
PEUGEOT

**PEUGEOT**

306 (7B, N3, N5)

						VACP ONLY WITH VD1086	AVX10X650 MS01 VD1086
					CT1061 CT1061K2 CT1061WP1	CA CA CA, 01/1996⇒	
1.9 SRDT	06/94-05/01	DHY (XUD9TE)	66	1905		ALT, PS, (-AC), 06/1995⇒, ⇒08/1996 ALT, PS, (-AC), 06/1995⇒, ⇒09/1996 ALT, PS, (-AC), 09/1996⇒ ALT, PS, (-AC), ⇒06/1995 ALT, AC, (-PS) ALT, PS, AC, ⇒06/1995 ALT, PS, AC, 06/1995⇒ ALT, (-PS), (-AC) VACP ONLY WITH VD1086	6PK1100 6PK1110 6PK1130 6PK1145 6PK1165 6PK1710 6PK1740 6PK730 AVX10X650 MS01 VD1086
					CT1061 CT1061K2 CT1061WP1	CA CA CA	
2.0	05/97-06/00	RFV (XU10J4R)	99	1998		ALT, (-AC) ALT, (AC)	6PK1165 6PK1605
	03/97-05/01		97		CT955 CT955K1	CA CA	
					CT955 CT955K1	ALT, (-AC) ALT, (AC) CA CA	6PK1165 6PK1605
2.0 HDI 90	06/99-05/01	RHY (DW10TD)	66	1997		ALT, (-AC) MTR-CODE: DW10TD, ALT, (-AC) ALT, (AC) MTR-CODE: DW10TD, ALT, (AC) ONLY WITH VD1080 ALT, (Bosch), ALT-No: 0124525035, FOR ALT: 150A, OE-NO 5705AS, 5705EY ALT, (Valeo), (Mitsubishi), FOR ALT: 150A, OE-NO 5705 4F, 5705 GC	6PK1468 6PK1468D1 6PK1750 6PK1750D2 MS01 AP9023 AP9038 VD1080
					CT987 CT987K1 CT987K2 CT987WP1 CT987WP2	CA CA, ⇒ORG-NO 08735 CA, ORG-NO 08736⇒ CA, ⇒ORG-NO 08735 CA, ORG-NO 08736⇒	
2.0 S16	06/94-05/01	RFY (XU10J4Z)	112	1998		ALT, PS, (-AC), FOR ALT: 70A, FOR ALT: 80A ALT, PS, (-AC), FOR ALT: 90A ALT, AC, (-PS) ALT, PS, AC ALT	6PK1060 6PK1075 6PK1100 6PK1660 6PK698
					CT864 CT864K1	CA CA	
		RFT (XU10J4)	110			ALT, PS, (-AC), FOR ALT: 70A, FOR ALT: 80A ALT, PS, (-AC), FOR ALT: 90A ALT, AC, (-PS) ALT, PS, AC ALT	6PK1060 6PK1075 6PK1100 6PK1660 6PK698
					CT864 CT864K1	CA CA	
2.0 ST	07/94-05/01	RFX (XU10J2)	89	1998		ALT, PS, 01/1994⇒ ALT, AC, 01/1994⇒ ALT, 07/1996⇒ ALT, PS, (MITSUA004T02891), (MIT SUA004T03491) ALT, AC ALT, PS, AC	6PK1070 6PK1100 6PK1165 6PK1453 6PK1613 6PK1660
					CT754 CT754K1	CA CA	
306 Break (7E, N3, N5) 1.4	03/97-04/02	KFX (TU3JP), KFW (TU3JP)	55	1360		ALT, (AC), (PS) PS, AC AC, (-PS) PS, (-AC) ALT, (-PS), (-AC) CA, MTR-NO 3666766⇒ CA, MTR-NO 3666766⇒ CA, MTR-NO 3666766⇒ CA, ⇒MTR-NO 3666765	4PK855 5PK1250 5PK805 5PK880 AVX10X710
					CT1067 CT1067K1 CT1067WP1 CT607		





## PEUGEOT

306 Break (7E, N3, N5)

					<b>CT607K1</b> <b>CT607WP1</b>	CA, ⇒MTR-NO 3666765 CA, ⇒MTR-NO 3666765	
1.6	10/00-04/02	NFT	72	1587		ALT, (PS) ALT, (AC) AC PS, (AC) PS ALT, (-PS), (-AC) CA CA	<b>4PK855</b> <b>4PK855</b> <b>5PK1219</b> <b>5PK1250</b> <b>5PK880</b> <b>AVX10X710</b>
	03/97-10/00	NFZ (TU5JP)	65		<b>CT744</b> <b>CT744K1</b>	ALT, (PS) ALT, (AC) AC PS, (AC) PS ALT, (-PS), (-AC) CA CA	<b>4PK855</b> <b>4PK855</b> <b>5PK1219</b> <b>5PK1250</b> <b>5PK880</b> <b>AVX10X710</b>
1.8	03/97-04/02	LFZ (XU7JP)	74	1762	<b>CT754</b> <b>CT754K1</b> <b>CT754WP1</b>	ALT, PS, (VALEO), FOR ALT: 70A, FOR ALT: 80A ALT, PS, (MITSU), FOR ALT: 90A ALT, AC ALT, PS, AC ALT HYDP CA CA CA	<b>6PK1070</b>  <b>6PK1080</b> <b>6PK1100</b> <b>6PK1660</b> <b>6PK698</b> <b>AVX10X1025</b>
1.8 16V	03/97-04/02	LFY (XU7JP4)	81	1761	<b>CT955</b> <b>CT955K1</b> <b>CT955K2</b>	ALT ALT, AC CA CA, ⇒ORG-NO 8469 CA, ORG-NO 8470⇒	<b>6PK1080</b> <b>6PK1660</b>
1.9 D	09/98-04/02	WJZ (DW8), WJY (DW8B)	51	1868	<b>CT986</b> <b>CT986K2</b> <b>CT986WP2</b>	ALT, (-PS), (AC) ALT, (PS), (-AC), ⇒ORG-NO 08374 ALT, (PS), (-AC), ORG-NO 08375⇒ ALT, (PS), (AC) MTR-CODE: DW8B, ALT, (PS), (AC), ORG- NO 09520⇒ ALT, (-PS), (-AC) ONLY WITH VD1080 MTR-CODE: DW8, ONLY WITH VD1097, ⇒ORG-NO 08147 MTR-CODE: DW8, ONLY WITH VD1097, ORG-NO 08148⇒ MTR-CODE: DW8B, ONLY WITH VD1097 MTR-CODE: DW8B, (AC), ORG-NO 09520⇒ MTR-CODE: DW8 MTR-CODE: DW8B, (-AC) MTR-CODE: DW8B, (AC), ⇒ORG-NO 09519 CA CA MTR-CODE: DW8, CA	<b>6PK1045</b> <b>6PK1390</b> <b>6PK1440</b> <b>6PK1750</b> <b>6PK1750D2</b>  <b>6PK869</b> <b>MS02</b> <b>MS12</b>  <b>MS14</b>  <b>MS14</b> <b>VD1080</b>  <b>VD1097</b> <b>VD1097</b> <b>VD1097</b>
	03/97-04/02	DJY (XUD9A)	50	1905	<b>CT1061</b> <b>CT1061K2</b> <b>CT1061WP1</b>	ALT, PS, (-AC) ALT, PS, (-AC) ALT, AC, (-PS) ALT, PS, AC ALT, (-PS), (-AC) ONLY WITH VD1086 MTR-CODE: XUD9A CA CA CA	<b>6PK1130</b> <b>6PK1145</b> <b>6PK1165</b> <b>6PK1740</b> <b>6PK730</b> <b>MS01</b> <b>VD1086</b>
	03/98-04/02	DHV (XU D9BSD)	55		<b>CT1061</b> <b>CT1061K2</b>	ALT, (PS), (-AC) ALT, (PS), (AC) ALT, (-PS), (-AC) ONLY WITH VD1086 CA CA	<b>6PK1130</b> <b>6PK1740</b> <b>6PK730</b> <b>MS01</b> <b>VD1086</b>
1.9 TD	02/97-04/02	DHY (XUD9TE)	66	1905		ALT, PS, (-AC) ALT, PS, (-AC) ALT, AC, (-PS) ALT, PS, AC ALT, (-PS), (-AC) ONLY WITH VD1086	<b>6PK1130</b> <b>6PK1145</b> <b>6PK1165</b> <b>6PK1740</b> <b>6PK730</b> <b>MS01</b>

PEUGEOT





<b>PEUGEOT</b>							
306 Schrägheck (7A, 7C, N3, N5)							
					<b>CT1066</b> <b>CT1066K1</b> <b>CT1066WP1</b> <b>CT718</b> <b>CT718K1</b> <b>CT718WP1</b>	ALT, (-PS), (-AC) CA, MTR-NO 3762435⇒ CA, MTR-NO 3762435⇒ CA, MTR-NO 3762435⇒ CA, ⇒MTR-NO 3762434 CA, ⇒MTR-NO 3762434 CA, ⇒MTR-NO 3762434	<b>AVX10X710</b>
1.4	05/93-05/01	KDX (TU3MC), KFX (TU3JP), KFW (TU3JP)	55	1360	<b>CT1067</b> <b>CT1067K1</b> <b>CT1067WP1</b> <b>CT607</b> <b>CT607K1</b> <b>CT607WP1</b>	ALT, (AC), MTR-CODE: TU3MC ALT, (-AC), MTR-CODE: TU3JP PS, (AC), MTR-CODE: TU3MC AC, (-PS) PS, (-AC), MTR-CODE: TU3MC ALT, (-PS), (-AC) CA, MTR-NO 3666766⇒ CA, MTR-NO 3666766⇒ CA, MTR-NO 3666766⇒ CA, ⇒MTR-NO 3666765 CA, ⇒MTR-NO 3666765 CA, ⇒MTR-NO 3666765	<b>4PK855</b> <b>4PK855</b> <b>5PK1250</b> <b>5PK805</b> <b>5PK880</b> <b>AVX10X710</b>
1.6	10/00-05/01	NFT	72	1587	<b>CT744</b> <b>CT744K1</b>	ALT, (PS) ALT, (AC) AC PS, (AC) PS ALT, (-PS), (-AC) CA CA	<b>4PK855</b> <b>4PK855</b> <b>5PK1219</b> <b>5PK1250</b> <b>5PK880</b> <b>AVX10X710</b>
	07/00-05/01		66		<b>CT744</b> <b>CT744K1</b>	ALT, (PS), (-AC) ALT, (PS), (AC) AC PS, (AC) ALT, (-AC) ALT, (-PS), (-AC) CA CA	<b>4PK855</b> <b>4PK855</b> <b>5PK1219</b> <b>5PK1255</b> <b>5PK800</b> <b>AVX10X715</b>
	05/93-10/00	NFZ (TU5JP)	65		<b>CT744</b> <b>CT744K1</b>	ALT, (PS) ALT, (AC) AC PS, (AC) AC, (-PS) PS ALT, (-PS), (-AC) CA CA	<b>4PK855</b> <b>4PK855</b> <b>5PK1219</b> <b>5PK1250</b> <b>5PK805</b> <b>5PK880</b> <b>AVX10X710</b>
1.8	05/97-04/99	LFZ (XU7JP)	74	1761	<b>CT754</b> <b>CT754K1</b> <b>CT754WP1</b>	ALT, (PS), (-AC), FOR ALT: 70A ALT, (PS), (-AC), FOR ALT: 90A ALT, (-PS), (AC) ALT, (PS), (AC) ALT, (-PS), (-AC) CA CA CA	<b>6PK1070</b> <b>6PK1080</b> <b>6PK1100</b> <b>6PK1660</b> <b>6PK698</b>
	05/93-05/01			1762	<b>CT754</b> <b>CT754K1</b> <b>CT754WP1</b>	ALT, PS, (VALEO), FOR ALT: 70A, FOR ALT: 80A ALT, PS, (MITSU), FOR ALT: 90A ALT, AC ALT, PS, AC ALT HYDP CA CA CA	<b>6PK1070</b> <b>6PK1080</b> <b>6PK1100</b> <b>6PK1660</b> <b>6PK698</b> <b>AVX10X1025</b>
1.8 16V	03/97-05/01	LFY (XU7JP4)	81	1761	<b>CT955</b> <b>CT955K1</b> <b>CT955K2</b>	ALT ALT, AC CA CA, ⇒ORG-NO 8469 CA, ORG-NO 8470⇒	<b>6PK1080</b> <b>6PK1660</b>
1.8 D	05/93-05/01	A9A (XUD7)	43	1769	<b>CT1061</b> <b>CT1061K2</b>	ALT, PS, (-AC), 07/1995⇒, ⇒09/1996 ALT, PS, (-AC), 09/1996⇒ ALT, PS, (-AC), ⇒06/1995 ALT, AC, (-PS) ALT, PS, AC, ⇒06/1995 ALT, PS, AC, 07/1995⇒ ALT, (-PS), (-AC) ONLY WITH VD1086 CA CA	<b>6PK1110</b> <b>6PK1130</b> <b>6PK1145</b> <b>6PK1165</b> <b>6PK1710</b> <b>6PK1740</b> <b>6PK730</b> <b>MS01</b> <b>VD1086</b>

**PEUGEOT**




PEUGEOT

**PEUGEOT**

306 Schrägheck (7A, 7C, N3, N5)

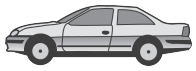
↔	1.9 D	09/98-05/01	WJZ (DW8), WJY (DW8B)	51	1868	<b>CT1061WP1</b> CA, 02/1996⇒	ALT, (-PS), (AC) ALT, (PS), (-AC), ⇒ORG-NO 08374 ALT, (PS), (-AC), ORG-NO 08375⇒ ALT, (PS), (AC) MTR-CODE: DW8B, ALT, (PS), (AC), ORG-NO 09520⇒ ALT, (-PS), (-AC) ONLY WITH VD1080 MTR-CODE: DW8, ONLY WITH VD1097, ⇒ORG-NO 08147 MTR-CODE: DW8, ONLY WITH VD1097, ORG-NO 08148⇒ MTR-CODE: DW8B, ONLY WITH VD1097 MTR-CODE: DW8B, (AC), ORG-NO 09520⇒ MTR-CODE: DW8 MTR-CODE: DW8B, (-AC) MTR-CODE: DW8B, (AC), ⇒ORG-NO 09519	<b>6PK1045</b> <b>6PK1390</b> <b>6PK1440</b> <b>6PK1750</b> <b>6PK1750D2</b>  <b>6PK869</b> <b>MS02</b> <b>MS12</b>  <b>MS14</b>  <b>MS14</b> <b>VD1080</b>  <b>VD1097</b> <b>VD1097</b> <b>VD1097</b>
		05/93-05/01	DJZ (XUD9Y)	47	1905	<b>CT986</b> CA <b>CT986K2</b> CA <b>CT986WP2</b> MTR-CODE: DW8, CA	ALT, PS, (-AC), 06/1995⇒, ⇒08/1996 ALT, PS, (-AC), 06/1995⇒, ⇒09/1996 ALT, PS, (-AC), 09/1996⇒ ALT, PS, (-AC), ⇒06/1995 ALT, AC, (-PS) ALT, PS, AC, ⇒06/1995 ALT, PS, AC, 06/1995⇒ ALT, (-PS), (-AC) VACP	<b>6PK1100</b> <b>6PK1110</b> <b>6PK1130</b> <b>6PK1145</b> <b>6PK1165</b> <b>6PK1710</b> <b>6PK1740</b> <b>6PK730</b> <b>AVX10X650</b> <b>VD1086</b>
		04/93-04/97	XUD9TE	69		<b>CT1061</b> CA <b>CT1061K2</b> CA, ⇒12/1993	ALT CA CA	<b>6PK1145</b>
		06/94-05/01	DJY (XUD9A)	50		<b>CT1061</b> CA <b>CT1061K1</b> CA, ⇒12/1993 <b>CT1061K2</b> CA, 01/1994⇒ <b>CT1061WP2</b> CA, ⇒12/1993	ALT, PS, (-AC), 06/1995⇒, ⇒08/1996 ALT, PS, (-AC), 06/1995⇒, ⇒09/1996 ALT, PS, (-AC), 09/1996⇒ ALT, PS, (-AC), ⇒06/1995 ALT, AC, (-PS) ALT, PS, AC, ⇒06/1995 ALT, PS, AC, 06/1995⇒ ALT, (-PS), (-AC) VACP ONLY WITH VD1086	<b>6PK1100</b> <b>6PK1110</b> <b>6PK1130</b> <b>6PK1145</b> <b>6PK1165</b> <b>6PK1710</b> <b>6PK1740</b> <b>6PK730</b> <b>AVX10X650</b> <b>MS01</b> <b>VD1086</b>
		03/98-05/01	DHV (XU D9BSD)	55		<b>CT1061</b> CA <b>CT1061K2</b> CA <b>CT1061WP1</b> CA, 01/1996⇒	ALT, (PS), (-AC) ALT, (PS), (AC) ALT, (-PS), (-AC) ONLY WITH VD1086	<b>6PK1130</b> <b>6PK1740</b> <b>6PK730</b> <b>MS01</b> <b>VD1086</b>
		05/93-05/01	DHY (XUD9TE)	66	1905	<b>CT1061</b> CA <b>CT1061K2</b> CA <b>CT1061WP1</b> CA, 01/1994⇒ <b>CT1061WP2</b> CA, ⇒12/1993	ALT, PS, (-AC), 06/1995⇒, ⇒08/1996 ALT, PS, (-AC), 06/1995⇒, ⇒09/1996 ALT, PS, (-AC), 09/1996⇒ ALT, PS, (-AC), ⇒06/1995 ALT, AC, (-PS) ALT, PS, AC, ⇒06/1995 ALT, PS, AC, 06/1995⇒ ALT, (-PS), (-AC) VACP ONLY WITH VD1086	<b>6PK1100</b> <b>6PK1110</b> <b>6PK1130</b> <b>6PK1145</b> <b>6PK1165</b> <b>6PK1710</b> <b>6PK1740</b> <b>6PK730</b> <b>AVX10X650</b> <b>MS01</b> <b>VD1086</b>
	2.0 16V	03/97-05/01	RFV (XU10J4R)	97	1998	<b>CT1061</b> CA <b>CT1061K1</b> CA, ⇒12/1993 <b>CT1061K2</b> CA, 01/1994⇒ <b>CT1061WP1</b> CA, 01/1994⇒ <b>CT1061WP2</b> CA, ⇒12/1993	ALT, (-AC)	<b>6PK1165</b>





<b>PEUGEOT</b>						
<b>306 Schrägheck (7A, 7C, N3, N5)</b>						
					CT955 CT955K1	ALT, (AC) CA CA 6PK1605
2.0 HDI 90	06/99-05/01	RHY (DW10TD)	66	1997	CT987 CT987K1 CT987K2 CT987WP1 CT987WP2	ALT, (-AC) MTR-CODE: DW10TD, ALT, (-AC) ALT, (AC) MTR-CODE: DW10TD, ALT, (AC) ONLY WITH VD1080 ALT, (Bosch), ALT-No: 0124525035, FOR ALT: 150A, OE-NO 5705AS, 5705EY ALT, (Valeo), (Mitsubishi), FOR ALT: 150A, OE-NO 5705 4F, 5705 GC VD1080 CA CA, ⇒ORG-NO 08735 CA, ORG-NO 08736⇒ CA, ⇒ORG-NO 08735 CA, ORG-NO 08736⇒
2.0 S16	05/93-05/01	RFY (XU10J4Z)	112	1998	CT864 CT864K1	ALT, PS, (-AC), FOR ALT: 70A, FOR ALT: 80A ALT, PS, (-AC), FOR ALT: 90A ALT, AC, (-PS) ALT, PS, AC ALT CA CA 6PK1060 6PK1075 6PK1100 6PK1660 6PK698
	06/94-05/01	RFT (XU10J4)	110		CT864 CT864K1	ALT, PS, (-AC), FOR ALT: 70A, FOR ALT: 80A ALT, PS, (-AC), FOR ALT: 90A ALT, AC, (-PS) ALT, PS, AC ALT CA CA 6PK1060 6PK1075 6PK1100 6PK1660 6PK698
	03/96-05/01	RFS (XU 10J4RS)	120		CT1092 CT1092K2 CT955 CT955K1	ALT ALT, AC CA, ORG-NO 08547⇒, 04/2000⇒ CA, 04/2000⇒, ORG-NO 08547⇒ CA, ⇒ORG-NO 08546, ⇒03/2000 CA, ⇒ORG-NO 08546, ⇒03/2000 6PK1165 6PK1613
2.0 XSi	05/93-05/01	RFX (XU10J2)	89	1998	CT754 CT754K1	ALT, PS, 01/1994⇒ ALT, AC, 01/1994⇒ ALT, 07/1996⇒ ALT, PS, (MITSUA004T02891), (MIT SUA004T03491) ALT, AC ALT, PS, AC CA CA 6PK1070 6PK1100 6PK1165 6PK1453 6PK1613 6PK1660
<b>306 Van (N_, 7_)</b>						
1.9 D	02/94-04/99	XUD9TE	69	1905	CT1061 CT1061K2	ALT CA CA 6PK1145
<b>307 (3A/C)</b>						
1.4	08/00-	KFW (TU3JP)	55	1360	CT1067 CT1067K1 CT1067WP1 CT607 CT607K1 CT607WP1	ALT, AC, FOR ALT: 90A, ORG-NO 09888⇒, 12/2003⇒ ALT, AC, FOR ALT: 120A, ORG-NO 09888⇒, 12/2003⇒ ALT, AC, FOR ALT: 70A, FOR ALT: 80A, FOR ALT: 90A, ⇒ORG-NO 09887, ⇒11/2003 ALT, AC, FOR ALT: 120A, ⇒ORG-NO 09887, ⇒11/2003 ALT, (-AC) 6PK1050 6PK1070 6PK1125 6PK1145 6PK730 VD1100 CA, MTR-NO 3666766⇒ CA, MTR-NO 3666766⇒ CA, MTR-NO 3666766⇒ CA, ⇒MTR-NO 3666765 CA, ⇒MTR-NO 3666765 CA, ⇒MTR-NO 3666765
1.4 16V	11/03-	KFU (ET3J4)	65	1360		ALT, AC, FOR ALT: 90A, ORG-NO 09888⇒ ALT, AC, FOR ALT: 120A, ORG-NO 09888⇒ ALT, AC, FOR ALT: 80A, FOR ALT: 90A, ⇒ORG-NO 09887 ALT, AC, FOR ALT: 120A, ⇒ORG-NO 09887 6PK1050 6PK1070 6PK1125 6PK1145

**PEUGEOT**

PEUGEOT

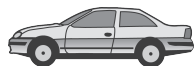
**PEUGEOT**

307 (3A/C)



						ALT, (-AC)	6PK730 VD1100
					<b>CT1101</b> <b>CT1101K1</b>	CA CA	
1.4 HDi	10/01-	8HX (DV4TD), 8HZ (DV4TD)	50	1398		ALT, (-AC) ALT, (AC) ONLY WITH VD1094 ALT, (Valeo), FOR ALT: 150A, OE-NO 5702H4, 5705AS, 5705EY, ALT-No: TG15C020, TG15C028, TG15C053 ALT, (Valeo), ALT-No: TG15C118, FOR ALT: 150A, OE-NO 5705AS, 5705EY	6PK800 6PK976 MS08 AP9013  AP9019  VD1094
					<b>CT1063</b> <b>CT1063K1</b> <b>CT1063WP2</b>	CA CA CA	
1.6 16V	08/00-	NFU (TU5JP4)	80	1587		ALT, AC, FOR ALT: 90A, ORG-NO 09888⇒, 12/2003⇒ ALT, AC, FOR ALT: 120A, ORG-NO 09888⇒, 12/2003⇒ ALT, AC, FOR ALT: 70A, FOR ALT: 80A, FOR ALT: 90A, ⇒ORG-NO 09887, ⇒11/2003 ALT, AC, FOR ALT: 120A, ⇒ORG-NO 09887, ⇒11/2003 ALT, (-AC)	6PK1050  6PK1070  6PK1125  6PK1145  6PK730 VD1100
					<b>CT1065</b> <b>CT1065K1</b>  <b>CT1065K3</b>  <b>CT1065WP1</b>  <b>CT1065WP2</b>	CA CA, MTR-CODE: TU5JP4, ⇒MTR-NO 1806404 CA, MTR-CODE: TU5JP4, MTR-NO 1806405⇒ MTR-CODE: TU5JP4, CA, ⇒MTR-NO 1806404 MTR-CODE: TU5JP4, CA, MTR-NO 1806405⇒	
1.6 BioFlex	09/07-	NFU (TU5JP4)	80	1587		ALT, AC, FOR ALT: 90A, ORG-NO 09888⇒, 12/2003⇒ ALT, AC, FOR ALT: 120A, ORG-NO 09888⇒, 12/2003⇒ ALT, (-AC)	6PK1050  6PK1070  6PK730
					<b>CT1065</b> <b>CT1065K1</b>  <b>CT1065K3</b>  <b>CT1065WP1</b>  <b>CT1065WP2</b>	CA CA, MTR-CODE: TU5JP4, ⇒MTR-NO 1806404 CA, MTR-CODE: TU5JP4, MTR-NO 1806405⇒ MTR-CODE: TU5JP4, CA, ⇒MTR-NO 1806404 MTR-CODE: TU5JP4, CA, MTR-NO 1806405⇒	
1.6 HDi	04/05-	9HV (DV6A TED4)	66	1560		ALT, (AC), ⇒ORG-NO 11073 ALT, (-AC), ⇒ORG-NO 11073 ALT, (-AC), ORG-NO 11074⇒ ALT, (AC), ORG-NO 11074⇒ ONLY WITH VD1096, ONLY WITH VD1094 ALT, (Valeo), FOR ALT: 150A, OE-NO 5702H4, 5705AS, 5705EY, ALT-No: TG15C020, TG15C028, TG15C053 ALT, (Valeo), ALT-No: TG15C118, FOR ALT: 150A, OE-NO 5705AS, 5705EY ALT, (Bosch), FOR ALT: 150A, OE-NO 5705 AS, 5705 NH, 5705 EY, ALT-No: 0 124 525 035 ALT, (Bosch), FOR ALT: 150A, OE-NO 5705 AS, 5705 NH, 5705 EY, ALT-No: 0 124 525 035 ⇒ORG-NO 10556 ORG-NO 10557⇒	6PK1090 ELAST 6PK780 ELAST 6PK800 6PK976 MS08 AP9013  AP9019  AP9023  AP9042  VD1094 VD1096
					<b>CT1092</b> <b>CT1092K1</b> <b>CT1092WP1</b>	CA CA CA	
1.6 HDi 110	02/04-	9HY (DV6TED4), 9HZ (DV6TED4)	80	1560		ALT, (AC), ⇒ORG-NO 11073 ALT, (-AC), ⇒ORG-NO 11073 ALT, (-AC), ORG-NO 11074⇒ ALT, (AC), ORG-NO 11074⇒ ONLY WITH VD1096, ONLY WITH VD1094 ALT, (Valeo), FOR ALT: 150A, OE-NO 5702H4, 5705AS, 5705EY, ALT-No:	6PK1090 ELAST 6PK780 ELAST 6PK800 6PK976 MS08 AP9013





## PEUGEOT

307 (3A/C)

						TG15C020, TG15C028, TG15C053 ALT, (Valeo), ALT-No: TG15C118, FOR ALT: 150A, OE-NO 5705AS, 5705EY ALT, (Bosch), FOR ALT: 150A, OE-NO 5705 AS, 5705 NH, 5705 EY, ALT-No: 0 124 525 035 ALT, (Bosch), FOR ALT: 150A, OE-NO 5705 AS, 5705 NH, 5705 EY, ALT-No: 0 124 525 035 ⇒ORG-NO 10556 ORG-NO 10557⇒	<b>AP9019</b>  <b>AP9023</b>  <b>AP9042</b>  <b>VD1094</b> <b>VD1096</b>
					<b>CT1092</b> <b>CT1092K1</b> <b>CT1092WP1</b>	CA CA CA	
2.0 16V	08/00-	RFN (EW10J4)	100	1997		ALT, ORG-NO 10248⇒, 12/2004⇒ ALT, PS, (-AC), ⇒ORG-NO 9219, ⇒01/2002 ALT, PS, (-AC), ORG-NO 09220⇒, ⇒ORG-NO 10247, 02/2002⇒, ⇒11/2004 ALT, PS, AC, ⇒ORG-NO 09219, ⇒01/2002 ALT, PS, AC, ORG-NO 09220⇒, ⇒ORG-NO 10247, 02/2002⇒, ⇒11/2004	<b>6PK1000</b> <b>6PK1185</b>  <b>6PK1200</b>  <b>6PK1710</b> <b>6PK1725</b>
					<b>CT1138</b> <b>CT1138K1</b> <b>CT1138WP1</b>	CA CA CA	
	03/05-	RFJ (EW10A)	103			ALT CA, MTR-CODE: EW10A CA, MTR-CODE: EW10A	<b>6PK1000</b>
					<b>CT1110</b> <b>CT1110K1</b>		
	06/05-	RFK (EW10J4S)	130			ALT, PS, (-AC) ALT, PS, AC CA, MTR-CODE: EW10J4S	<b>6PK1185</b> <b>6PK1710</b>
					<b>CT1110</b> <b>CT1110K2</b>	CA	
2.0 HDi 110	08/00-	RHS (DW10ATED)	79	1997		ALT, (AC) ALT, (-AC) ONLY WITH VD1080 ONLY WITH VD1095 ALT, (Valeo), FOR ALT: 150A, OE-NO 5705AS, 5702NH, 5705EY, ALT-No: TG15C020, TG15C028, TG15C053 ALT, (Valeo), FOR ALT: 150A, OE-NO 5705 AS, 5705 NH, 5705 EY, ALT-No: TG15C118 ALT, (Bosch), FOR ALT: 150A, OE-NO 5705 AS, 5705 NH, 5705 EY, ALT-No: 0 124 525 035 ALT, (Valeo), FOR ALT: 150A, OE-NO 5705 AA, ALT-No: A14VI35, ⇒ORG-NO 09622, ALT, (Valeo), FOR ALT: 150A, OE-NO 5705 AA, 5705 ER, ALT-No: SG15S018 ALT, (Bosch), ALT-No: 0124 615 027, FOR ALT: 150A, OE-NO 5705AA, 5705ER ⇒ORG-NO 09486 ORG-NO 09487⇒	<b>6PK1153</b> <b>6PK875</b> <b>MS01</b> <b>MS02</b> <b>AP9013</b>  <b>AP9019</b>  <b>AP9023</b>  <b>AP9038</b>  <b>AP9042</b>  <b>VD1080</b> <b>VD1095</b>
					<b>CT987</b> <b>CT987K2</b> <b>CT987WP2</b>	CA, MTR-CODE: DW10ATED CA, MTR-CODE: DW10ATED CA, MTR-CODE: DW10ATED	
2.0 HDi 135	10/03-	RHR (DW10B TED4)	100	1997		ALT, AC ALT, (Valeo), FOR ALT: 150A, OE-NO 5705AS, 5702NH, 5705EY, ALT-No: TG15C020, TG15C028, TG15C053 ALT, (Valeo), FOR ALT: 150A, OE-NO 5705 AS, 5705 NH, 5705 EY, ALT-No: TG15C118 ALT, (Bosch), FOR ALT: 150A, OE-NO 5705 AS, 5705 NH, 5705 EY, ALT-No: 0 124 525 035 ALT, (Bosch), FOR ALT: 150A, OE-NO 5705 AS, 5705 NH, 5705 EY, ALT-No: 0 124 525 035 ⇒09/2006, ⇒ORG-NO 10912	<b>6PK1217</b> <b>AP9013</b>  <b>AP9019</b>  <b>AP9023</b>  <b>AP9042</b>  <b>VD1092</b>
					<b>CT1091</b> <b>CT1091K1</b> <b>CT1091WP1</b>	CA CA CA	
2.0 HDi 90	08/00-	RHY (DW10TD)	66	1997		ALT, (AC) ALT, (-AC) ONLY WITH VD1080 ONLY WITH VD1095 ALT, (Valeo), FOR ALT: 150A, OE-NO 5705AS, 5702NH, 5705EY, ALT-No: TG15C020, TG15C028, TG15C053	<b>6PK1153</b> <b>6PK875</b> <b>MS01</b> <b>MS02</b> <b>AP9013</b>

PEUGEOT







PEUGEOT

**PEUGEOT**

307 (3A/C)



ALT, (Valeo), FOR ALT: 150A, OE-NO 5705 AS, 5705 NH, 5705 EY, ALT-No: TG15C118  
 ALT, (Bosch), FOR ALT: 150A, OE-NO 5705 AS, 5705 NH, 5705 EY, ALT-No: 0 124 525 035  
 ALT, (Valeo), FOR ALT: 150A, OE-NO 5705 AA, ALT-No: A14VI35, ⇒ORG-NO 09622,  
 ALT, (Valeo), FOR ALT: 150A, OE-NO 5705 AA, 5705 ER, ALT-No: SG15S018  
 ALT, (Bosch), ALT-No: 0124 615 027, FOR ALT: 150A, OE-NO 5705AA, 5705ER  
 ⇒ORG-NO 09216  
 ORG-NO 09217⇒

CT987  
 CT987K2  
 CT987WP2

AP9019  
 AP9023  
 AP9038  
 AP9042  
 VD1080  
 VD1095

307 Break (3E)

1.4 16V

11/03-

KFU (ET3J4)

65

1360

ALT, AC, FOR ALT: 90A, ORG-NO 09888⇒  
 ALT, AC, FOR ALT: 120A, ORG-NO 09888⇒  
 ALT, AC, FOR ALT: 80A, FOR ALT: 90A, ⇒ORG-NO 09887  
 ALT, AC, FOR ALT: 120A, ⇒ORG-NO 09887  
 ALT, (-AC)

CT1101  
 CT1101K1

CA  
 CA

6PK1050  
 6PK1070  
 6PK1125  
 6PK1145  
 6PK730  
 VD1100

1.4 HDi

03/02-

8HZ (DV4TD)

50

1398

ALT, (-AC)  
 ALT, (AC)  
 ALT, (Valeo), FOR ALT: 150A, OE-NO 5702H4, 5705AS, 5705EY, ALT-No: TG15C020, TG15C028, TG15C053  
 ALT, (Valeo), ALT-No: TG15C118, FOR ALT: 150A, OE-NO 5705AS, 5705EY

CT1063  
 CT1063K1  
 CT1063WP2

CA  
 CA  
 CA

6PK800  
 6PK976  
 AP9013  
 AP9019

1.6 16V

03/02-

NFU (TU5JP4)

80

1587

ALT, AC, FOR ALT: 90A, ORG-NO 09888⇒, 12/2003⇒  
 ALT, AC, FOR ALT: 120A, ORG-NO 09888⇒, 12/2003⇒  
 ALT, AC, FOR ALT: 70A, FOR ALT: 80A, FOR ALT: 90A, ⇒ORG-NO 09887, ⇒11/2003  
 ALT, AC, FOR ALT: 120A, ⇒ORG-NO 09887, ⇒11/2003  
 ALT, (-AC)

CT1065  
 CT1065K1  
 CT1065K3  
 CT1065WP1  
 CT1065WP2

CA  
 CA, MTR-CODE: TU5JP4, ⇒MTR-NO 1806404  
 CA, MTR-CODE: TU5JP4, MTR-NO 1806405⇒  
 MTR-CODE: TU5JP4, CA, ⇒MTR-NO 1806404  
 MTR-CODE: TU5JP4, CA, MTR-NO 1806405⇒

6PK1050  
 6PK1070  
 6PK1125  
 6PK1145  
 6PK730  
 VD1100

1.6 BioFlex

09/07-

NFU (TU5JP4)

80

1587

ALT, AC, FOR ALT: 90A, ORG-NO 09888⇒, 12/2003⇒  
 ALT, AC, FOR ALT: 120A, ORG-NO 09888⇒, 12/2003⇒  
 ALT, (-AC)

CT1065  
 CT1065K1  
 CT1065K3  
 CT1065WP1  
 CT1065WP2

CA  
 CA, MTR-CODE: TU5JP4, ⇒MTR-NO 1806404  
 CA, MTR-CODE: TU5JP4, MTR-NO 1806405⇒  
 MTR-CODE: TU5JP4, CA, ⇒MTR-NO 1806404  
 MTR-CODE: TU5JP4, CA, MTR-NO 1806405⇒

6PK1050  
 6PK1070  
 6PK730

1.6 HDi

04/05-

9HV (DV6A TED4)

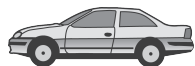
66

1560

ALT, (AC), ⇒ORG-NO 11073  
 ALT, (-AC), ⇒ORG-NO 11073  
 ALT, (-AC), ORG-NO 11074⇒  
 ALT, (AC), ORG-NO 11074⇒  
 ONLY WITH VD1096, ONLY WITH VD1094  
 ALT, (Valeo), FOR ALT: 150A, OE-NO

6PK1090 ELAST  
 6PK780 ELAST  
 6PK800  
 6PK976  
 MS08  
 AP9013





## PEUGEOT

307 Break (3E)

						ALT, (Valeo), ALT-No: TG15C118, FOR ALT: 150A, OE-NO 5705AS, 5705EY ALT, (Bosch), FOR ALT: 150A, OE-NO 5705AS, 5705 NH, 5705 EY, ALT-No: 0 124 525 035 ALT, (Bosch), FOR ALT: 150A, OE-NO 5705AS, 5705 NH, 5705 EY, ALT-No: 0 124 525 035 ⇒ORG-NO 10556 ORG-NO 10557⇒ CA <b>CT1092</b> <b>CT1092K1</b> <b>CT1092WP1</b> CA CA	<b>AP9019</b> <b>AP9023</b> <b>AP9042</b> <b>VD1094</b> <b>VD1096</b>
1.6 HDi 110	02/04-	9HY (DV6TED4), 9HZ (DV6TED4)	80	1560		ALT, (AC), ⇒ORG-NO 11073 ALT, (-AC), ⇒ORG-NO 11073 ALT, (-AC), ORG-NO 11074⇒ ALT, (AC), ORG-NO 11074⇒ ONLY WITH VD1096, ONLY WITH VD1094 ALT, (Valeo), FOR ALT: 150A, OE-NO 5702H4, 5705AS, 5705EY, ALT-No: TG15C020, TG15C028, TG15C053 ALT, (Valeo), ALT-No: TG15C118, FOR ALT: 150A, OE-NO 5705AS, 5705EY ALT, (Bosch), FOR ALT: 150A, OE-NO 5705AS, 5705 NH, 5705 EY, ALT-No: 0 124 525 035 ALT, (Bosch), FOR ALT: 150A, OE-NO 5705AS, 5705 NH, 5705 EY, ALT-No: 0 124 525 035 ⇒ORG-NO 10556 ORG-NO 10557⇒ CA <b>CT1092</b> <b>CT1092K1</b> <b>CT1092WP1</b> CA CA	<b>6PK1090 ELAST</b> <b>6PK780 ELAST</b> <b>6PK800</b> <b>6PK976</b> <b>MS08</b> <b>AP9013</b> <b>AP9019</b> <b>AP9023</b> <b>AP9042</b> <b>VD1094</b> <b>VD1096</b>
2.0	03/02-	RFN (EW10J4)	100	1997		ALT, ORG-NO 10248⇒, 12/2004⇒ ALT, (-AC), ⇒ORG-NO 10247, ⇒11/2004 ALT, (AC), ⇒ORG-NO 10247, ⇒11/2004 CA <b>CT1138</b> <b>CT1138K1</b> <b>CT1138WP1</b> CA CA	<b>6PK1000</b> <b>6PK1200</b> <b>6PK1710</b>
2.0 16V	03/05-	RFJ (EW10A)	103	1997		ALT CA, MTR-CODE: EW10A CA, MTR-CODE: EW10A	<b>6PK1000</b>
	06/05-	RFK (EW10J4S)	130			ALT, PS, (-AC) ALT, PS, AC CA, MTR-CODE: EW10J4S CA	<b>6PK1185</b> <b>6PK1710</b>
2.0 HDI 110	03/02-	RHS (DW10ATED)	79	1997		ALT, (AC) ALT, (-AC) ALT, (Valeo), FOR ALT: 150A, OE-NO 5705AS, 5702NH, 5705EY, ALT-No: TG15C020, TG15C028, TG15C053 ALT, (Valeo), FOR ALT: 150A, OE-NO 5705AS, 5705 NH, 5705 EY, ALT-No: TG15C118 ALT, (Bosch), FOR ALT: 150A, OE-NO 5705AS, 5705 NH, 5705 EY, ALT-No: 0 124 525 035 ALT, (Valeo), FOR ALT: 150A, OE-NO 5705AA, 5705 ER, ALT-No: SG15S018 ALT, (Bosch), ALT-No: 0124 615 027, FOR ALT: 150A, OE-NO 5705AA, 5705ER ⇒ORG-NO 09486 ORG-NO 09487⇒ CA, MTR-CODE: DW10ATED CA, MTR-CODE: DW10ATED CA, MTR-CODE: DW10ATED <b>CT987</b> <b>CT987K2</b> <b>CT987WP2</b>	<b>6PK1153</b> <b>6PK875</b> <b>AP9013</b> <b>AP9019</b> <b>AP9023</b> <b>AP9038</b> <b>AP9042</b> <b>VD1080</b> <b>VD1095</b>
2.0 HDi 135	02/04-	RHR (DW10B TED4)	100	1997		ALT, AC ALT, (Valeo), FOR ALT: 150A, OE-NO 5705AS, 5702NH, 5705EY, ALT-No: TG15C020, TG15C028, TG15C053 ALT, (Valeo), FOR ALT: 150A, OE-NO 5705AS, 5705 NH, 5705 EY, ALT-No: TG15C118 ALT, (Bosch), FOR ALT: 150A, OE-NO 5705AS, 5705 NH, 5705 EY, ALT-No: 0 124 525 035 ALT, (Bosch), FOR ALT: 150A, OE-NO 5705AS, 5705 NH, 5705 EY, ALT-No: 0 124 525 035	<b>6PK1217</b> <b>AP9013</b> <b>AP9019</b> <b>AP9023</b> <b>AP9042</b>

PEUGEOT



PEUGEOT

**PEUGEOT**

**307 Break (3E)**

						⇒09/2006, ⇒ORG-NO 10912	<b>VD1092</b>
					<b>CT1091</b> <b>CT1091K1</b> <b>CT1091WP1</b>	CA CA CA	
2.0 HDI 90	03/02-	RHY (DW10TD)	66	1997		ALT, (-AC) ALT, (Valeo), FOR ALT: 150A, OE-NO 5705AS, 5702NH, 5705EY, ALT-No: TG15C020, TG15C028, TG15C053 ALT, (Bosch), FOR ALT: 150A, OE-NO 5705 AS, 5705 NH, 5705 EY, ALT-No: 0 124 525 035 ALT, (Valeo), FOR ALT: 150A, OE-NO 5705 AA, 5705 ER, ALT-No: SG15S018 ALT, (Bosch), ALT-No: 0124 615 027, FOR ALT: 150A, OE-NO 5705AA, 5705ER	<b>6PK1153</b> <b>6PK875</b> <b>AP9013</b> <b>AP9023</b> <b>AP9038</b> <b>AP9042</b> <b>VD1095</b>
					<b>CT987</b> <b>CT987K2</b> <b>CT987WP2</b>	CA CA CA	

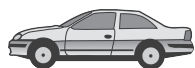
**307 CC (3B)**

1.6 16V	03/05-	NFU (TU5JP4)	80	1587		ALT, AC, FOR ALT: 90A, ORG-NO 09888⇒, 12/2003⇒ ALT, AC, FOR ALT: 120A, ORG-NO 09888⇒, 12/2003⇒ ALT, (-AC)	<b>6PK1050</b> <b>6PK1070</b> <b>6PK730</b> <b>VD1100</b>
					<b>CT1065</b> <b>CT1065K1</b> <b>CT1065K3</b> <b>CT1065WP1</b> <b>CT1065WP2</b>	CA CA, MTR-CODE: TU5JP4, ⇒MTR-NO 1806404 CA, MTR-CODE: TU5JP4, MTR-NO 1806405⇒ MTR-CODE: TU5JP4, CA, ⇒MTR-NO 1806404 MTR-CODE: TU5JP4, CA, MTR-NO 1806405⇒	
2.0 16V	10/03-	RFN (EW10J4)	100	1997		ALT, ORG-NO 10248⇒, 12/2004⇒ ALT, (-AC), ⇒ORG-NO 10247, ⇒11/2004 ALT, (AC), ⇒ORG-NO 10247, ⇒11/2004	<b>6PK1000</b> <b>6PK1200</b> <b>6PK1710</b>
		RFK (EW10J4S)	130			ALT, PS, (-AC) ALT, PS, AC CA, MTR-CODE: EW10J4S	<b>6PK1185</b> <b>6PK1710</b>
	03/05-	RFJ (EW10A)	103			ALT CA, MTR-CODE: EW10A CA, MTR-CODE: EW10A	<b>6PK1000</b>
2.0 HDi 135	06/05-	RHR (DW10B TED4)	100	1997		ALT, AC ALT, (Valeo), FOR ALT: 150A, OE-NO 5705AS, 5702NH, 5705EY, ALT-No: TG15C020, TG15C028, TG15C053 ALT, (Valeo), FOR ALT: 150A, OE-NO 5705 AS, 5705 NH, 5705 EY, ALT-No: TG15C118 ALT, (Bosch), FOR ALT: 150A, OE-NO 5705 AS, 5705 NH, 5705 EY, ALT-No: 0 124 525 035 ALT, (Bosch), FOR ALT: 150A, OE-NO 5705 AS, 5705 NH, 5705 EY, ALT-No: 0 124 525 035 ⇒09/2006, ⇒ORG-NO 10912	<b>6PK1217</b> <b>AP9013</b> <b>AP9019</b> <b>AP9023</b> <b>AP9042</b> <b>VD1092</b>
					<b>CT1091</b> <b>CT1091K1</b> <b>CT1091WP1</b>	CA CA CA	

**307 SW (3H)**

1.4 16V	11/03-	KFU (ET3J4)	65	1360		ALT, AC, FOR ALT: 90A, ORG-NO 09888⇒ ALT, AC, FOR ALT: 120A, ORG-NO 09888⇒ ALT, AC, FOR ALT: 80A, FOR ALT: 90A, ⇒ORG-NO 09887 ALT, AC, FOR ALT: 120A, ⇒ORG-NO 09887 ALT, (-AC)	<b>6PK1050</b> <b>6PK1070</b> <b>6PK1125</b> <b>6PK1145</b> <b>6PK730</b> <b>VD1100</b>
					<b>CT1101</b> <b>CT1101K1</b>	CA CA	
1.6 16V	03/02-	NFU (TU5JP4)	80	1587		ALT, AC, FOR ALT: 90A, ORG-NO 09888⇒,	<b>6PK1050</b>





## PEUGEOT

307 SW (3H)

					<p>12/2003⇒ ALT, AC, FOR ALT: 120A, ORG-NO 09888⇒, 12/2003⇒ ALT, AC, FOR ALT: 70A, FOR ALT: 80A, FOR ALT: 90A, ⇒ORG-NO 09887, ⇒11/2003 ALT, AC, FOR ALT: 120A, ⇒ORG-NO 09887, ⇒11/2003 ALT, (-AC) CA CA, MTR-CODE: TU5JP4, ⇒MTR-NO 1806404 CA, MTR-CODE: TU5JP4, MTR-NO 1806405⇒ MTR-CODE: TU5JP4, CA, ⇒MTR-NO 1806404 MTR-CODE: TU5JP4, CA, MTR-NO 1806405⇒</p>	<p><b>6PK1070</b> <b>6PK1125</b> <b>6PK1145</b> <b>6PK730</b> <b>VD1100</b></p>
1.6 BioFlex	09/07-	NFU (TU5JP4)	80	1587	<p>ALT, AC, FOR ALT: 90A, ORG-NO 09888⇒, 12/2003⇒ ALT, AC, FOR ALT: 120A, ORG-NO 09888⇒, 12/2003⇒ ALT, (-AC) CA CA, MTR-CODE: TU5JP4, ⇒MTR-NO 1806404 CA, MTR-CODE: TU5JP4, MTR-NO 1806405⇒ MTR-CODE: TU5JP4, CA, ⇒MTR-NO 1806404 MTR-CODE: TU5JP4, CA, MTR-NO 1806405⇒</p>	<p><b>6PK1050</b> <b>6PK1070</b> <b>6PK730</b></p>
1.6 HDI 110	02/04-	9HY (DV6TED4), 9HZ (DV6TED4)	80	1560	<p>ALT, (AC), ORG-NO 10556⇒, ⇒ORG-NO 11073 ALT, (-AC), ⇒ORG-NO 11073 ALT, (-AC), ORG-NO 11074⇒ ALT, (AC), ⇒ORG-NO 10555 ALT, (AC), ORG-NO 11074⇒ ONLY WITH VD1096, ONLY WITH VD1094 ALT, (Valeo), FOR ALT: 150A, OE-NO 5702H4, 5705AS, 5705EY, ALT-No: TG15C020, TG15C028, TG15C053 ALT, (Valeo), ALT-No: TG15C118, FOR ALT: 150A, OE-NO 5705AS, 5705EY ALT, (Bosch), FOR ALT: 150A, OE-NO 5705 AS, 5705 NH, 5705 EY, ALT-No: 0 124 525 035 ALT, (Bosch), FOR ALT: 150A, OE-NO 5705 AS, 5705 NH, 5705 EY, ALT-No: 0 124 525 035 ⇒ORG-NO 10556 ORG-NO 10557⇒ CA CA CA</p>	<p><b>6PK1090 ELAST</b> <b>6PK780 ELAST</b> <b>6PK800</b> <b>6PK976</b> <b>6PK976</b> <b>MS08</b> <b>AP9013</b> <b>AP9019</b> <b>AP9023</b> <b>AP9042</b> <b>VD1094</b> <b>VD1096</b></p>
1.6 HDI 90	12/06-	9HV (DV6A TED4)	66	1560	<p>ALT, (AC), ⇒03/2007, ⇒ORG-NO 11073 ALT, (-AC), ⇒03/2007, ⇒ORG-NO 11073 ALT, (Valeo), FOR ALT: 150A, OE-NO 5702H4, 5705AS, 5705EY, ALT-No: TG15C020, TG15C028, TG15C053 ALT, (Valeo), ALT-No: TG15C118, FOR ALT: 150A, OE-NO 5705AS, 5705EY ALT, (Bosch), FOR ALT: 150A, OE-NO 5705 AS, 5705 NH, 5705 EY, ALT-No: 0 124 525 035 ALT, (Bosch), FOR ALT: 150A, OE-NO 5705 AS, 5705 NH, 5705 EY, ALT-No: 0 124 525 035 CA CA CA</p>	<p><b>6PK1090 ELAST</b> <b>6PK780 ELAST</b> <b>AP9013</b> <b>AP9019</b> <b>AP9023</b> <b>AP9042</b> <b>VD1096</b></p>
2.0 16V	03/02-	RFN (EW10J4)	100	1997	<p>ALT, ORG-NO 10248⇒, 12/2004⇒ ALT, (-AC), ⇒ORG-NO 10247, ⇒11/2004 ALT, AC, ⇒ORG-NO 10247, ⇒11/2004 CA CA</p>	<p><b>6PK1000</b> <b>6PK1200</b> <b>6PK1710</b></p>

PEUGEOT



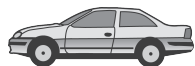
PEUGEOT

**PEUGEOT**

307 SW (3H)

					<b>CT1138WP1</b>	CA	
	03/05-	RFJ (EW10A)	103			ALT	<b>6PK1000</b>
					<b>CT1110</b>	CA, MTR-CODE: EW10A	
					<b>CT1110K1</b>	CA, MTR-CODE: EW10A	
2.0 HDi 110	03/02-	RHS (DW10ATED)	79	1997		ALT, (AC) ALT, (-AC) ONLY WITH VD1080 ONLY WITH VD1095 ALT, (Valeo), FOR ALT: 150A, OE-NO 5705AS, 5702NH, 5705EY, ALT-No: TG15C020, TG15C028, TG15C053 ALT, (Valeo), FOR ALT: 150A, OE-NO 5705AS, 5705NH, 5705EY, ALT-No: TG15C118 ALT, (Bosch), FOR ALT: 150A, OE-NO 5705AS, 5705NH, 5705EY, ALT-No: 0 124 525 035 ALT, (Valeo), FOR ALT: 150A, OE-NO 5705AA, 5705ER, ALT-No: SG15S018 ALT, (Bosch), ALT-No: 0124 615 027, FOR ALT: 150A, OE-NO 5705AA, 5705ER ⇒ORG-NO 09486 ORG-NO 09487⇒	<b>6PK1153</b> <b>6PK875</b> <b>MS01</b> <b>MS02</b> <b>AP9013</b>  <b>AP9019</b>  <b>AP9023</b>  <b>AP9038</b>  <b>AP9042</b>  <b>VD1080</b> <b>VD1095</b>
					<b>CT987</b>	CA, MTR-CODE: DW10ATED	
					<b>CT987K2</b>	CA, MTR-CODE: DW10ATED	
					<b>CT987WP2</b>	CA, MTR-CODE: DW10ATED	
2.0 HDi 135	02/04-	RHR (DW10B TED4)	100	1997		ALT, AC ALT, (Valeo), FOR ALT: 150A, OE-NO 5705AS, 5702NH, 5705EY, ALT-No: TG15C020, TG15C028, TG15C053 ALT, (Valeo), FOR ALT: 150A, OE-NO 5705AS, 5705NH, 5705EY, ALT-No: TG15C118 ALT, (Bosch), FOR ALT: 150A, OE-NO 5705AS, 5705NH, 5705EY, ALT-No: 0 124 525 035 ALT, (Bosch), FOR ALT: 150A, OE-NO 5705AS, 5705NH, 5705EY, ALT-No: 0 124 525 035 ⇒09/2006, ⇒ORG-NO 10912	<b>6PK1217</b> <b>AP9013</b>  <b>AP9019</b>  <b>AP9023</b>  <b>AP9042</b>  <b>VD1092</b>
					<b>CT1091</b>	CA	
					<b>CT1091K1</b>	CA	
					<b>CT1091WP1</b>	CA	
2.0 HDi 90	03/02-	RHY (DW10TD)	66	1997		ALT, (-AC) ALT, (Valeo), FOR ALT: 150A, OE-NO 5705AS, 5702NH, 5705EY, ALT-No: TG15C020, TG15C028, TG15C053 ALT, (Valeo), FOR ALT: 150A, OE-NO 5705AS, 5705NH, 5705EY, ALT-No: TG15C118 ALT, (Bosch), FOR ALT: 150A, OE-NO 5705AS, 5705NH, 5705EY, ALT-No: 0 124 525 035 ALT, (Valeo), FOR ALT: 150A, OE-NO 5705AA, 5705ER, ALT-No: SG15S018 ALT, (Bosch), ALT-No: 0124 615 027, FOR ALT: 150A, OE-NO 5705AA, 5705ER	<b>6PK1153</b> <b>6PK875</b> <b>AP9013</b>  <b>AP9019</b>  <b>AP9023</b>  <b>AP9038</b>  <b>AP9042</b>  <b>VD1095</b>
					<b>CT987</b>	CA	
					<b>CT987K2</b>	CA	
					<b>CT987WP2</b>	CA	
<b>308 (4A_, 4C_)</b>							
1.4 16V	09/07-	EP3	70	1397		ALT, (AC) ALT, (Mitsubishi), FOR ALT: 80A, OE-NO 5705KQ, 5702J3, ALT-No: A005TG0881ZE, FOR ALT: 120A, OE-NO 5705KG, 5702J0, ALT-No: A003TG5281ZE	<b>6PK906</b> <b>AP9018</b>
1.6 16V	09/07-	EP6	88	1598		ALT, (AC) ALT, (Mitsubishi), FOR ALT: 80A, OE-NO 5705KQ, 5702J3, ALT-No: A005TG0881ZE, FOR ALT: 120A, OE-NO 5705KG, 5702J0, ALT-No: A003TG5281ZE	<b>6PK906</b> <b>AP9018</b>
		5FX (EP6DT)	110			ALT, (AC) ALT, (Mitsubishi), FOR ALT: 80A, OE-NO 5705KQ, 5702J3, ALT-No: A005TG0881ZE, FOR ALT: 120A, OE-NO 5705KG, 5702J0, ALT-No: A003TG5281ZE	<b>6PK906</b> <b>AP9018</b>
	03/08-	5FY (EP6DTS)	128			ALT ALT, (Mitsubishi), FOR ALT: 80A, OE-NO 5705KQ, 5702J3, ALT-No: A005TG0881ZE,	<b>6PK906</b> <b>AP9018</b>





## PEUGEOT

308 (4A\_, 4C\_) ↵

	09/07-	5FT (EP6DT)	103		FOR ALT: 120A, OE-NO 5705KG, 5702J0, ALT-No: A003TG5281ZE	
	10/09-	EP6CDT	115		ALT, (Mitsubishi), FOR ALT: 80A, OE-NO 5705KQ, 5702J3, ALT-No: A005TG0881ZE, FOR ALT: 120A, OE-NO 5705KG, 5702J0, ALT-No: A003TG5281ZE	AP9018
1.6 GTi	07/10-	EP6CDTX	147	1598	ALT, (Mitsubishi), FOR ALT: 120A, OE-NO 5705KG, 5702J0, ALT-No: A 003 TG 3681ZE, A 003 TG 5281ZE	AP9018
1.6 HDi	09/07-		66	1560	ALT, (-AC) ALT, (AC) ONLY WITH VD1096 ALT, (Valeo), FOR ALT: 150A, OE-NO 5702H4, 5705AS, 5705EY, ALT-No: TG15C020, TG15C028, TG15C053 ALT, (Valeo), ALT-No: TG15C118, FOR ALT: 150A, OE-NO 5705AS, 5705EY ALT, (Bosch), FOR ALT: 150A, OE-NO 5705 AS, 5705 NH, 5705 EY, ALT-No: 0 124 525 035 ALT, (Bosch), FOR ALT: 150A, OE-NO 5705 AS, 5705 NH, 5705 EY, ALT-No: 0 124 525 035	6PK800 6PK976 MS08 AP9013 AP9019 AP9023 AP9042 VD1096
					CT1092 CA CT1092K1 CA CT1092WP1 CA	
		9HZ (DV6TED4)	80		ALT, (-AC) ALT, (AC) ONLY WITH VD1096 ALT, (Valeo), FOR ALT: 150A, OE-NO 5702H4, 5705AS, 5705EY, ALT-No: TG15C020, TG15C028, TG15C053 ALT, (Valeo), ALT-No: TG15C118, FOR ALT: 150A, OE-NO 5705AS, 5705EY ALT, (Bosch), FOR ALT: 150A, OE-NO 5705 AS, 5705 NH, 5705 EY, ALT-No: 0 124 525 035 ALT, (Bosch), FOR ALT: 150A, OE-NO 5705 AS, 5705 NH, 5705 EY, ALT-No: 0 124 525 035	6PK800 6PK976 MS08 AP9013 AP9019 AP9023 AP9042 VD1096
					CT1092 CA CT1092K1 CA CT1092WP1 CA	
	11/09-	9HP (DV6DTEd)	68		ALT, (-AC) ALT, (AC) ALT, (Valeo), FOR ALT: 150A, OE-NO 5705AS, 5702NH, 5705EY, ALT-No: TG15C020, TG15C028, TG15C053 ALT, (Valeo), FOR ALT: 150A, OE-NO 5705 AS, 5705 NH, 5705 EY, ALT-No: TG15C118 ALT, (Bosch), FOR ALT: 150A, OE-NO 5705 AS, 5705 NH, 5705 EY, ALT-No: 0 124 525 035 ALT, (Bosch), FOR ALT: 150A, OE-NO 5705 AS, 5705 NH, 5705 EY, ALT-No: 0 124 525 035	6PK800 6PK976 AP9013 AP9019 AP9023 AP9042 VD1096
	12/09-	9HR (DV6C)	82		ALT, (-AC) ALT, (AC) ALT, (Valeo), FOR ALT: 150A, OE-NO 5705AS, 5702NH, 5705EY, ALT-No: TG15C020, TG15C028, TG15C053 ALT, (Valeo), FOR ALT: 150A, OE-NO 5705 AS, 5705 NH, 5705 EY, ALT-No: TG15C118 ALT, (Bosch), FOR ALT: 150A, OE-NO 5705 AS, 5705 NH, 5705 EY, ALT-No: 0 124 525 035 ALT, (Bosch), FOR ALT: 150A, OE-NO 5705 AS, 5705 NH, 5705 EY, ALT-No: 0 124 525 035	6PK800 6PK976 AP9013 AP9019 AP9023 AP9042 VD1096
2.0 HDi	09/07-	RHR (DW10B TED4)	100	1997	ALT ALT, (Valeo), FOR ALT: 180A, OE-NO 5705	6PK1217 AP9013

PEUGEOT





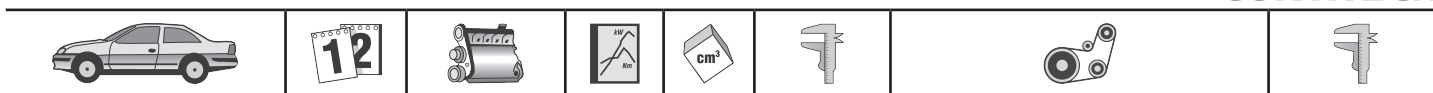
**PEUGEOT**

**PEUGEOT**

308 (4A\_, 4C\_) ↩

						AX, 5705 EE, ALT-No: FG18S048, FG18S017 ALT, (Valeo), FOR ALT: 150A, OE-NO 5705 <b>AP9019</b> AS, 5705 NH, 5705 EY, ALT-No: TG15C118 ALT, (Bosch), FOR ALT: 150A, OE-NO 5705 <b>AP9023</b> AS, 5705 NH, 5705 EY, ALT-No: 0 124 525 035 ALT, (Bosch), FOR ALT: 150A, OE-NO 5705 <b>AP9042</b> AS, 5705 NH, 5705 EY, ALT-No: 0 124 525 035 CA CA CA
	07/10-		103		<b>CT1091</b> <b>CT1091K1</b> <b>CT1091WP1</b>	ALT, (Valeo), FOR ALT: 180A, OE-NO 5705 <b>AP9013</b> AX, 5705 EE, ALT-No: FG18S048, FG18S017, MTR-CODE: DW10BTED4 ALT, (Valeo), FOR ALT: 150A, OE-NO 5705 <b>AP9019</b> AS, 5705 NH, 5705 EY, ALT-No: TG15C118 ALT, (Bosch), FOR ALT: 150A, OE-NO 5705 <b>AP9023</b> AS, 5705 NH, 5705 EY, ALT-No: 0 124 525 035 ALT, (Bosch), FOR ALT: 150A, OE-NO 5705 <b>AP9042</b> AS, 5705 NH, 5705 EY, ALT-No: 0 124 525 035
<b>308 CC</b>						
1.6 16V	06/09-	5FX (EP6DT)	110	1598		ALT, (AC) <b>6PK906</b> ALT, (Mitsubishi), FOR ALT: 80A, OE-NO <b>AP9018</b> 5705KQ, 5702J3, ALT-No: A005TG0881ZE, FOR ALT: 120A, OE-NO 5705KG, 5702J0, ALT-No: A003TG5281ZE
		EP6	88			ALT, (Mitsubishi), FOR ALT: 80A, OE-NO <b>AP9018</b> 5705KQ, 5702J3, ALT-No: A005TG0881ZE, FOR ALT: 120A, OE-NO 5705KG, 5702J0, ALT-No: A003TG5281ZE
		EP6CDT	115			ALT, (Mitsubishi), FOR ALT: 80A, OE-NO <b>AP9018</b> 5705KQ, 5702J3, ALT-No: A005TG0881ZE, FOR ALT: 120A, OE-NO 5705KG, 5702J0, ALT-No: A003TG5281ZE
		5FT (EP6DT)	103			ALT, (Mitsubishi), FOR ALT: 80A, OE-NO <b>AP9018</b> 5705KQ, 5702J3, ALT-No: A005TG0881ZE, FOR ALT: 120A, OE-NO 5705KG, 5702J0, ALT-No: A003TG5281ZE
1.6 HDi	06/09-	9HR (DV6C)	82	1560		ALT, (-AC) <b>6PK800</b> ALT, (AC) <b>6PK976</b> ALT, (Valeo), FOR ALT: 150A, OE-NO <b>AP9013</b> 5702H4, 5705AS, 5705EY, ALT-No: TG15C020, TG15C028, TG15C053 ALT, (Valeo), ALT-No: TG15C118, FOR ALT: 150A, OE-NO 5705AS, 5705EY <b>AP9019</b> ALT, (Bosch), FOR ALT: 150A, OE-NO 5705 <b>AP9023</b> AS, 5705 NH, 5705 EY, ALT-No: 0 124 525 035 ALT, (Bosch), FOR ALT: 150A, OE-NO 5705 <b>AP9042</b> AS, 5705 NH, 5705 EY, ALT-No: 0 124 525 035 <b>VD1096</b>
1.6 THP	10/10-	EP6CDTX	147	1598		ALT, (Mitsubishi), FOR ALT: 120A, OE-NO <b>AP9018</b> 5705KG, 5702J0, ALT-No: A 003 TG 3691ZE, A 003 TG 5281ZE
2.0 HDi	04/09-	RHR (DW10B TED4)	103	1997		ALT, (Valeo), FOR ALT: 180A, OE-NO 5705 <b>AP9013</b> AX, 5705 EE, ALT-No: FG18S048, FG18S017, MTR-CODE: DW10BTED4 ALT, (Valeo), FOR ALT: 150A, OE-NO 5705 <b>AP9019</b> AS, 5705 NH, 5705 EY, ALT-No: TG15C118 ALT, (Bosch), FOR ALT: 150A, OE-NO 5705 <b>AP9023</b> AS, 5705 NH, 5705 EY, ALT-No: 0 124 525 035 ALT, (Bosch), FOR ALT: 150A, OE-NO 5705 <b>AP9042</b> AS, 5705 NH, 5705 EY, ALT-No: 0 124 525 035
			100			ALT, (Valeo), FOR ALT: 180A, OE-NO 5705 <b>AP9013</b> AX, 5705 EE, ALT-No: FG18S048, FG18S017 ALT, (Valeo), FOR ALT: 150A, OE-NO 5705 <b>AP9019</b> AS, 5705 NH, 5705 EY, ALT-No: TG15C118 ALT, (Bosch), FOR ALT: 150A, OE-NO 5705 <b>AP9023</b> AS, 5705 NH, 5705 EY, ALT-No: 0 124 525 035





## PEUGEOT

Model	Date	Engine Code	Power (kW)	Power (CV)	Accessories	Description	Part Number
308 CC						ALT, (Bosch), FOR ALT: 150A, OE-NO 5705 AS, 5705 NH, 5705 EY, ALT-No: 0 124 525 035	<b>AP9042</b>
	06/09-	RHH (DW10C TED4)	120		<b>CT1140</b> <b>CT1140K1</b>	ALT CA CA	<b>6PK1244</b>
308 SW 1.4 16V	09/07-	8FS (EP3)	70	1397		ALT, 05/2008⇒ ALT, (Mitsubishi), FOR ALT: 80A, OE-NO 5705KQ, 5702J3, ALT-No: A005TG0881ZE, FOR ALT: 120A, OE-NO 5705KG, 5702J0, ALT-No: A003TG5281ZE	<b>6PK906</b> <b>AP9018</b>
	12/09-		72			ALT, (Mitsubishi), FOR ALT: 80A, OE-NO 5705KQ, 5702J3, ALT-No: A005TG0881ZE, FOR ALT: 120A, OE-NO 5705KG, 5702J0, ALT-No: A003TG5281ZE	<b>AP9018</b>
1.6 16V	09/07-	EP6	88	1598		ALT, 05/2008⇒ ALT, (Mitsubishi), FOR ALT: 80A, OE-NO 5705KQ, 5702J3, ALT-No: A005TG0881ZE, FOR ALT: 120A, OE-NO 5705KG, 5702J0, ALT-No: A003TG5281ZE	<b>6PK906</b> <b>AP9018</b>
		5FX (EP6DT)	110			ALT, 05/2008⇒ ALT, (Mitsubishi), FOR ALT: 80A, OE-NO 5705KQ, 5702J3, ALT-No: A005TG0881ZE, FOR ALT: 120A, OE-NO 5705KG, 5702J0, ALT-No: A003TG5281ZE	<b>6PK906</b> <b>AP9018</b>
	03/08-	5FY (EP6DTS)	128			ALT, 05/2008⇒ ALT, (Mitsubishi), FOR ALT: 80A, OE-NO 5705KQ, 5702J3, ALT-No: A005TG0881ZE, FOR ALT: 120A, OE-NO 5705KG, 5702J0, ALT-No: A003TG5281ZE	<b>6PK906</b> <b>AP9018</b>
	09/07-	5FT (EP6DT)	103			ALT, (Mitsubishi), FOR ALT: 80A, OE-NO 5705KQ, 5702J3, ALT-No: A005TG0881ZE, FOR ALT: 120A, OE-NO 5705KG, 5702J0, ALT-No: A003TG5281ZE	<b>AP9018</b>
	10/09-	EP6CDT	115			ALT, (Mitsubishi), FOR ALT: 120A, OE-NO 5705KG, 5702J0, ALT-No: A 003 TG 3691ZE, A 003 TG 5281ZE	<b>AP9018</b>
	09/07-	9HX (DV6A TED4), 9HV (DV6ATED4)	66	1560		ALT, 05/2008⇒, (-AC) ALT, (AC) ALT, (Valeo), FOR ALT: 150A, OE-NO 5702H4, 5705AS, 5705EY, ALT-No: TG15C020, TG15C028, TG15C053 ALT, (Valeo), ALT-No: TG15C118, FOR ALT: 150A, OE-NO 5705AS, 5705EY ALT, (Bosch), FOR ALT: 150A, OE-NO 5705 AS, 5705 NH, 5705 EY, ALT-No: 0 124 525 035 ALT, (Bosch), FOR ALT: 150A, OE-NO 5705 AS, 5705 NH, 5705 EY, ALT-No: 0 124 525 035	<b>6PK800</b> <b>6PK976</b> <b>AP9013</b>  <b>AP9019</b>  <b>AP9023</b>  <b>AP9042</b>
					<b>CT1092</b> <b>CT1092K1</b> <b>CT1092WP1</b>	<b>VD1096</b> CA CA CA	
1.6 HDi	09/07-	9HZ (DV6TED4)	80			ALT, 05/2008⇒, (-AC) ALT, (AC) ALT, (Valeo), FOR ALT: 150A, OE-NO 5702H4, 5705AS, 5705EY, ALT-No: TG15C020, TG15C028, TG15C053 ALT, (Valeo), ALT-No: TG15C118, FOR ALT: 150A, OE-NO 5705AS, 5705EY ALT, (Bosch), FOR ALT: 150A, OE-NO 5705 AS, 5705 NH, 5705 EY, ALT-No: 0 124 525 035 ALT, (Bosch), FOR ALT: 150A, OE-NO 5705 AS, 5705 NH, 5705 EY, ALT-No: 0 124 525 035	<b>6PK800</b> <b>6PK976</b> <b>AP9013</b>  <b>AP9019</b>  <b>AP9023</b>  <b>AP9042</b>
						<b>CT1092</b> <b>CT1092K1</b> <b>CT1092WP1</b>	<b>VD1096</b> CA CA CA
	12/09-	9HR (DV6C)	82			ALT, (-AC) ALT, (AC) ALT, (Valeo), FOR ALT: 150A, OE-NO 5705AS, 5702NH, 5705EY, ALT-No: TG15C020, TG15C028, TG15C053 ALT, (Valeo), FOR ALT: 150A, OE-NO 5705	<b>6PK800</b> <b>6PK976</b> <b>AP9013</b>  <b>AP9019</b>

**PEUGEOT**






PEUGEOT

**PEUGEOT**

308 SW

					AS, 5705 NH, 5705 EY, ALT-No: TG15C118 ALT, (Bosch), FOR ALT: 150A, OE-NO 5705 AS, 5705 NH, 5705 EY, ALT-No: 0 124 525 035 ALT, (Bosch), FOR ALT: 150A, OE-NO 5705 AS, 5705 NH, 5705 EY, ALT-No: 0 124 525 035	<b>AP9023</b> <b>AP9042</b> <b>VD1096</b>
				<b>CT1092</b> <b>CT1092K1</b> <b>CT1092WP1</b>	CA CA CA	
2.0 HDi	09/07-	RHR (DW10B TED4)	100	1997	ALT, 05/2008⇒ ALT, (Valeo), FOR ALT: 180A, OE-NO 5705 AX, 5705 EE, ALT-No: FG18S048, FG18S017 ALT, (Valeo), FOR ALT: 150A, OE-NO 5705 AS, 5705 NH, 5705 EY, ALT-No: TG15C118 ALT, (Bosch), FOR ALT: 150A, OE-NO 5705 AS, 5705 NH, 5705 EY, ALT-No: 0 124 525 035 ALT, (Bosch), FOR ALT: 150A, OE-NO 5705 AS, 5705 NH, 5705 EY, ALT-No: 0 124 525 035	<b>6PK1217</b> <b>AP9013</b> <b>AP9019</b> <b>AP9023</b> <b>AP9042</b>
			103		ALT, (Valeo), FOR ALT: 180A, OE-NO 5705 AX, 5705 EE, ALT-No: FG18S048, FG18S017, MTR-CODE: DW10BTED4 ALT, (Valeo), FOR ALT: 150A, OE-NO 5705 AS, 5705 NH, 5705 EY, ALT-No: TG15C118 ALT, (Bosch), FOR ALT: 150A, OE-NO 5705 AS, 5705 NH, 5705 EY, ALT-No: 0 124 525 035 ALT, (Bosch), FOR ALT: 150A, OE-NO 5705 AS, 5705 NH, 5705 EY, ALT-No: 0 124 525 035	<b>AP9013</b> <b>AP9019</b> <b>AP9023</b> <b>AP9042</b>
	06/09-	RHH (DW10C TED4)	120		ALT CA CA	<b>6PK1244</b>
				<b>CT1140</b> <b>CT1140K1</b>	CA CA	
<b>309 I (10C, 10A)</b> 1.1	10/85-07/89	E1	40	1118	AC, MTR-CODE: TU AC, MTR-CODE: TU3F ALT, MTR-CODE: TU ALT CA CA CA CA, MTR-CODE: TU_	<b>4PK815</b> <b>4PK855</b> <b>AVX10X710</b> <b>AVX10X775</b>
				<b>CT718</b> <b>CT718K1</b> <b>CT718WP1</b>	CA CA CA	
1.3	10/85-07/89	G1A	47	1294	ALT	<b>AVX10X775</b>
1.4	03/89-07/89	K1D (TU3A)	49	1360	AC, MTR-CODE: TU AC, MTR-CODE: TU3F ALT, MTR-CODE: TU ALT CA CA CA CA	<b>4PK810</b> <b>4PK850</b> <b>AVX10X710</b> <b>AVX10X775</b>
				<b>CT607</b> <b>CT607K1</b> <b>CT607WP1</b>	CA CA CA	
		KDZ (TU3M), KDY (TU3M)	55		AC, MTR-CODE: TU AC, MTR-CODE: TU3F ALT, MTR-CODE: TU ALT CA CA CA CA	<b>4PK810</b> <b>4PK850</b> <b>AVX10X710</b> <b>AVX10X775</b>
				<b>CT607</b> <b>CT607K1</b> <b>CT607WP1</b>	CA CA CA	
		K2B (TU3S)	62		AC, MTR-CODE: TU AC, MTR-CODE: TU3F ALT, MTR-CODE: TU ALT CA CA CA CA	<b>4PK810</b> <b>4PK850</b> <b>AVX10X710</b> <b>AVX10X775</b>
				<b>CT607</b> <b>CT607K1</b> <b>CT607WP1</b>	CA CA CA	
1.6	07/86-06/89		83	1580	ALT, (-PS) AC ALT, (PS) CA CA	<b>4PK698</b> <b>4PK841</b> <b>4PK954</b>
				<b>CT525</b> <b>CT525K1</b>	CA CA	
	08/87-07/89	B1E (XU51C)	53		ALT, (-PS) AC ALT, (PS)	<b>4PK698</b> <b>4PK841</b> <b>4PK954</b>





# PEUGEOT

309 I (10C, 10A)							
					CT525 CT525K1	CA CA	
	10/85-07/89	B1A (XU51C)	55			ALT, (-PS) AC ALT, (PS)	4PK698 4PK841 4PK954
					CT525 CT525K1	CA CA	
	11/85-09/88	B6B (XU5J), 180Z (XU5J)	76			ALT, (-PS) AC ALT, (PS)	4PK698 4PK841 4PK954
					CT525 CT525K1	CA CA	
	10/85-07/89		59			ALT AC ALT, PS	4PK698 4PK841 4PK962
					CT525 CT754K1	CA CA	
	01/86-07/89		69	1592		ALT AC ALT, PS	4PK698 4PK836 4PK954
					CT525 CT525K1	CA CA	
1.6 KAT	09/86-12/89	BAZ (XU5CP)	55	1580		ALT AC ALT, PS	4PK698 4PK841 4PK954
					CT525 CT525K1	CA CA	
1.9	03/86-07/89	DFZ (XU9J1)	72	1905		ALT, (-PS) AC ALT, (PS)	4PK698 4PK841 4PK954
					CT525 CT525K1	CA CA	
	10/85-07/89	D2B (XU9S)	75			ALT, (-PS) AC ALT, (PS)	4PK698 4PK841 4PK954
					CT525 CT525K1	CA CA	
	07/88-07/89	DDZ (XU9M)	80			ALT, (-PS) AC ALT, (PS)	4PK698 4PK841 4PK954
					CT525 CT525K1	CA CA	
1.9 D	06/86-07/89	D9A (XUD9), 162 (XUD9)	47	1905		ALT, (AC), SPAIN, SWITZERLAND ALT, (AC) ALT, (-AC), NO COLD COUNTRIES ALT, (-AC), COLD COUNTRIES VACP PS	4PK1217 4PK1230 4PK698 4PK715 AVX10X550 AVX10X613
					CT1061 CT1061K1 CT1061WP2	CA CA CA, 01/1987⇒	
1.9 GTI	07/88-07/89	DKZ (XU9JAZ)	88	1905		ALT, (-PS) AC ALT, (PS)	4PK698 4PK841 4PK954
					CT525 CT525K1	CA CA	
	10/86-07/89	D6B (XU9JA)	94			ALT, (-PS) AC ALT, (PS)	4PK698 4PK841 4PK954
					CT525 CT525K1	CA CA	
309 II (3C, 3A)							
1.1	09/89-10/93	H1B (TU1)	40	1124		AC ALT CA	4PK810 AVX10X710
					CT718 CT718K1 CT718WP1	CA CA CA	
	08/90-12/93	HDZ (TU1M)	44			AC, MTR-CODE: TU AC, MTR-CODE: TU3F ALT, MTR-CODE: TU ALT	4PK810 4PK850 AVX10X710 AVX10X775
					CT718 CT718K1 CT718WP1	CA CA CA	
1.4	07/89-12/93	KDZ (TU3M), KDY (TU3M)	55	1361		AC, MTR-CODE: TU AC, MTR-CODE: TU3F ALT, MTR-CODE: TU ALT	4PK810 4PK855 AVX10X710 AVX10X775

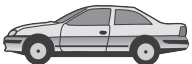







PEUGEOT




**PEUGEOT**
**PEUGEOT**
**309 II (3C, 3A)**


					<b>CT607</b> CA, ⇒MTR-NO 50355042 <b>CT607K1</b> CA, ⇒MTR-NO 50355042 <b>CT607WP1</b> CA, ⇒MTR-NO 50355042 <b>CT744</b> CA, MTR-NO 50355043⇒ <b>CT744K1</b> CA, MTR-NO 50355043⇒	
	07/90-12/93	K1D (TU3A)	49		AC ALT CA <b>CT607</b> <b>CT607K1</b> <b>CT607WP1</b> CA	<b>4PK810</b> <b>AVX10X710</b>
1.6	07/89-12/93	B2A (XU52C/K)	68	1580	<b>CT525</b> ALT, (-PS) <b>CT525K1</b> AC <b>CT754</b> ALT, (PS) <b>CT754K1</b> CA, ⇒01/1992 <b>CT754WP1</b> CA, ⇒01/1992 CA, 01/1992⇒ CA, 02/1992⇒ CA, ORG-NO 5546⇒, 02/1992⇒	<b>4PK698</b> <b>4PK841</b> <b>4PK954</b>
		BDZ (XU5M), BDY (XU5M3Z), BDY (XU5M2Z)	65		ALT, (-PS) AC ALT, (PS) <b>CT525</b> CA, ⇒01/1992 <b>CT525K1</b> CA, ⇒01/1992 <b>CT754</b> CA, 01/1992⇒ <b>CT754K1</b> CA, 02/1992⇒ <b>CT754WP1</b> CA, ORG-NO 5546⇒, 02/1992⇒	<b>4PK698</b> <b>4PK841</b> <b>4PK954</b>
		B2A (XU52C/K)	69		ALT, (-PS) AC ALT, (PS) <b>CT525</b> CA, ⇒01/1992 <b>CT525K1</b> CA, ⇒01/1992 <b>CT754</b> CA, 01/1992⇒ <b>CT754K1</b> CA, 02/1992⇒	<b>4PK698</b> <b>4PK841</b> <b>4PK954</b>
1.8 Diesel	07/89-12/93	161A (XUD7)	44	1769	ALT, (AC), SWITZERLAND ALT, (AC) ALT, (-AC), NO COLD COUNTRIES ALT, (-AC), COLD COUNTRIES VACP PS CA <b>CT1061</b> CA <b>CT1061K1</b> CA <b>CT1061WP2</b> CA	<b>4PK1217</b> <b>4PK1230</b> <b>4PK698</b> <b>4PK715</b> <b>AVX10X550</b> <b>AVX10X613</b>
1.8 TD	08/89-12/93	A8B (XUD7TE)	57	1769	ALT, (AC), SWITZERLAND ALT, (AC), NOT FOR SPAIN ALT, (-AC), NO COLD COUNTRIES ALT, (-AC), COLD COUNTRIES VACP PS CA <b>CT1061</b> CA <b>CT1061K1</b> CA <b>CT1061WP2</b> CA	<b>4PK1217</b> <b>4PK1230</b> <b>4PK698</b> <b>4PK715</b> <b>AVX10X600</b> <b>AVX10X650</b>
1.9	08/89-12/93	DFZ (XU9J1)	72	1905	ALT, (-PS) AC ALT, (PS) <b>CT525</b> CA, ⇒01/1992 <b>CT525K1</b> CA, ⇒01/1992 <b>CT754</b> CA, 01/1992⇒ <b>CT754K1</b> CA, 02/1992⇒ <b>CT754WP1</b> CA, ORG-NO 5546⇒, 02/1992⇒	<b>4PK698</b> <b>4PK841</b> <b>4PK954</b>
	10/90-12/93	DDZ (XU9M)	80		ALT, (-PS) AC ALT, (PS) <b>CT525</b> CA, ⇒01/1992 <b>CT525K1</b> CA, ⇒01/1992 <b>CT754</b> CA, 01/1992⇒ <b>CT754K1</b> CA, 02/1992⇒ <b>CT754WP1</b> CA, ORG-NO 5546⇒, 02/1992⇒	<b>4PK698</b> <b>4PK841</b> <b>4PK954</b>
1.9 Diesel	07/89-12/93	D9A (XUD9), 162 (XUD9), DJZ (XUD9Y)	47	1905	ALT, (AC), SPAIN, SWITZERLAND ALT, (AC) ALT, (-AC), NO COLD COUNTRIES ALT, (-AC), COLD COUNTRIES VACP PS CA <b>CT1061</b> CA <b>CT1061K1</b> CA <b>CT1061WP2</b> CA	<b>4PK1217</b> <b>4PK1230</b> <b>4PK698</b> <b>4PK715</b> <b>AVX10X550</b> <b>AVX10X613</b>
1.9 GTI	07/89-12/93	DKZ (XU9JAZ)	88	1905	ALT, (-PS) AC	<b>4PK698</b> <b>4PK841</b>



							
<b>PEUGEOT</b>							
<b>309 II (3C, 3A)</b>							
						ALT, (PS) CA, ⇒01/1992	4PK954
					CT525 CT525K1 CT754 CT754K1 CT754WP1	CA, ⇒01/1992 CA, 01/1992⇒ CA, 02/1992⇒ CA, ORG-NO 5546⇒, 02/1992⇒	
1.9 GTI 16V	08/89-07/90	D6C (XU9J4)	116	1905		ALT, AC ALT PS	5PK1270 5PK725 AVX10X550
					CT588 CT588K1	CA CA	
	10/90-12/93	DFW (XU9J4Z)	108			ALT, AC ALT CA	5PK1270 5PK725
					CT588 CT588K1	CA CA	
<b>4007 (GP_)</b>							
2.2 HDi	02/07-	4HN (DW12M TED4)	115	2179		ALT CA CA	6PK1743
					CT1142 CT1142K1		
2.4 16V	01/08-		125	2360		ALT, ⇒ORG-NO 12464	6PK2563
<b>404</b>							
1.6	04/63-12/71		48	1618		FAN ALT DYN	AVX10X875 AVX13X1175 AVX13X1225
	11/67-12/71	XC6	54			FAN ALT DYN	AVX10X875 AVX13X1175 AVX13X1225
1.6 GT	07/71-12/71	XC6	50	1618		FAN ALT DYN	AVX10X875 AVX13X1175 AVX13X1225
<b>404 Cabriolet</b>							
1.6	04/63-12/68		59	1618		FAN ALT DYN	AVX10X875 AVX13X1175 AVX13X1225
<b>405 I (15B)</b>							
1.4	01/87-07/92	K5A (TU3)	47	1360		ALT CA CA CA	AVX10X715
					CT607 CT607K1 CT607WP1		
1.6	07/87-12/92	B1E (XU51C)	53	1580		ALT, (-PS) AC ALT, (PS) CA, ⇒01/1992 CA, ⇒01/1992 CA, 01/1992⇒ CA, 02/1992⇒ CA, ORG-NO 5546⇒, 02/1992⇒	4PK698 4PK841 4PK954
					CT525 CT525K1 CT754 CT754K1 CT754WP1		
	10/89-12/92	BDZ (XU5M)	66			ALT, (-PS) AC ALT, (PS) CA, ⇒01/1992 CA, ⇒01/1992 CA, 01/1992⇒ CA, 02/1992⇒ CA, ORG-NO 5546⇒, 02/1992⇒	4PK698 4PK841 4PK954
					CT525 CT525K1 CT754 CT754K1 CT754WP1		
	07/87-06/88	B1E (XU51C), BAZ (XU5CP)	55			ALT, (-PS) AC ALT, (PS) CA CA	4PK698 4PK841 4PK954
					CT525 CT525K1		
	07/87-12/92	BDZ (XU5M), BDY (XU5M2Z)	65			ALT, (-PS) AC ALT, (PS) CA, ⇒01/1992 CA, ⇒01/1992 CA, 01/1992⇒ CA, 02/1992⇒ CA, ORG-NO 5546⇒, 02/1992⇒	4PK698 4PK841 4PK954
					CT525 CT525K1 CT754 CT754K1 CT754WP1		
	01/87-12/92	B2A (XU52C/K)	69			ALT, (-PS) AC ALT, (PS) CA, ⇒01/1992 CA, ⇒01/1992 CA, 01/1992⇒ CA, 02/1992⇒ CA, ORG-NO 5546⇒, 02/1992⇒	4PK698 4PK841 4PK954
					CT525 CT525K1 CT754 CT754K1 CT754WP1		
1.6 4x4	04/88-07/92	BDZ (XU5M)	65	1580		ALT, (-PS) AC	4PK698 4PK841

**PEUGEOT**



PEUGEOT

**PEUGEOT**

405 I (15B)

					<p>CT525 CT525K1 CT754 CT754K1 CT754WP1</p>	<p>ALT, (PS) CA, ⇒MTR-NO 70521462 CA, ⇒MTR-NO 70521462 CA, MTR-NO 70521463⇒ CA, MTR-NO 70521463⇒ CA, ORG-NO 5546⇒, 02/1992⇒</p>	<p>4PK954</p>
1.8 D 4x4	10/87-07/92	A8A (XUD7TE)	66	1769	<p>CT1061 CT1061K1 CT1061WP2</p>	<p>ALT, (-AC), (MANL) ALT, (AC), (AUTOM) ALT, (-AC), (AUTOM) ALT, (AC), (MANL) HYDP VACP CA CA CA</p>	<p>4PK715 5PK1230 5PK698 5PK970 AVX10X625 AVX10X650</p>
1.8 Turbo Diesel	03/88-12/92	A8A (XUD7TE), AJZ (XUD7TEY)	66	1769	<p>CT1061 CT1061K1 CT1061WP2</p>	<p>ALT, AC, (AUTOM) ALT, (MANL), OE-NO 5750.55 ALT, (AUTOM), OE-NO 5750.D2 ALT, AC, (MANL) VACP, OE-NO 456912 VACP, OE-NO 400922 PS ONLY WITH VD1086 (-AC) CA CA CA</p>	<p>5PK1230 5PK698 5PK715 5PK970 AVX10X550 AVX10X650 AVX10X650 MS01 VD1086</p>
1.9	07/87-12/92	D2C (XU92C)	70	1905	<p>CT525 CT525K1 CT754 CT754K1 CT754WP1</p>	<p>ALT, (-PS) AC ALT, (PS) CA, ⇒01/1992 CA, ⇒01/1992 CA, 01/1992⇒ CA, 02/1992⇒ CA, ORG-NO 5546⇒, 02/1992⇒</p>	<p>4PK698 4PK841 4PK954</p>
	07/88-12/92	DDZ (XU9M)	80		<p>CT525 CT525K1 CT754 CT754K1 CT754WP1</p>	<p>ALT, (-PS) AC ALT, (PS) CA, ⇒01/1992 CA, ⇒01/1992 CA, 01/1992⇒ CA, 02/1992⇒ CA, ORG-NO 5546⇒, 02/1992⇒</p>	<p>4PK698 4PK841 4PK954</p>
		DKZ (XU9JAZ)	88		<p>CT525 CT525K1 CT754 CT754K1 CT754WP1</p>	<p>ALT, (-PS) AC ALT, (PS) CA, ⇒01/1992 CA, ⇒01/1992 CA, 01/1992⇒ CA, 02/1992⇒ CA, ORG-NO 5546⇒, 02/1992⇒</p>	<p>4PK698 4PK841 4PK954</p>
	07/87-12/93		93		<p>CT525 CT754 CT754K1 CT754WP1</p>	<p>ALT ALT, AC ALT, PS CA, ⇒01/1992 CA, 02/1992⇒ CA, 02/1992⇒ CA, ORG-NO 5546⇒, 02/1992⇒</p>	<p>4PK698 4PK841 4PK954</p>
1.9 4x4	07/88-12/92	DDZ (XU9M)	80	1905	<p>CT525 CT525K1 CT754 CT754K1 CT754WP1</p>	<p>ALT, (-PS) AC ALT, (PS) CA, ⇒01/1992 CA, ⇒01/1992 CA, 01/1992⇒ CA, 02/1992⇒ CA, ORG-NO 5546⇒, 02/1992⇒</p>	<p>4PK698 4PK841 4PK954</p>
					<p>CT525 CT525K1 CT754 CT754K1 CT754WP1</p>	<p>ALT, (-PS) AC ALT, (PS) CA, ⇒01/1992 CA, ⇒01/1992 CA, 01/1992⇒ CA, 02/1992⇒ CA, ORG-NO 5546⇒, 02/1992⇒</p>	<p>4PK698 4PK841 4PK954</p>
1.9 Diesel	07/88-09/92	DJZ (XUD9Y)	47	1905	<p>CT1061 CT1061K1 CT1061WP2</p>	<p>ALT, (MANL) ALT, (MANL) ALT, AC, (AUTOM) ALT, (AUTOM) ALT, AC, (MANL) VACP, OE-NO 456912 VACP, OE-NO 400922 PS (PS), (-AC) CA CA CA</p>	<p>4PK698 4PK715 5PK1230 5PK715 5PK970 AVX10X550 AVX10X650 AVX10X650 VD1086</p>





## PEUGEOT

405 I (15B)							
	03/88-12/92	D9B (XUD9A)	51			ALT, (MANL), OE-NO 5750.55 ALT, AC, (AUTOM) ALT, (AUTOM), OE-NO 5750.D2 ALT, AC, (MANL) VACP, OE-NO 456912 VACP, OE-NO 400922 PS ONLY WITH VD1086 (PS), (-AC) CA CA CA CA <b>CT1061</b> <b>CT1061K1</b> <b>CT1061WP2</b>	4PK698 5PK1230 5PK715 5PK970 AVX10X550 AVX10X650 AVX10X650 MS01 VD1086
1.9 Injection	07/87-12/92	DFZ (XU9J1)	77	1905		ALT, (-PS) AC ALT, (PS) CA, ⇒01/1992 CA, ⇒01/1992 CA, 01/1992⇒ CA, 02/1992⇒ CA, ORG-NO 5546⇒, 02/1992⇒	4PK698 4PK841 4PK954
1.9 Sport MI-16	07/87-11/91	D6C (XU9J4)	116	1905		ALT, AC, MTR-CODE: XU9J4, ⇒MTR-NO 8077225, OE-NO 5750.75 ALT, AC, MTR-CODE: XU9J4, MTR-NO 8077226⇒, OE-NO 5750.84 ALT, (-AC) PS CA CA <b>CT588</b> <b>CT588K1</b>	5PK1010 5PK1270 5PK725 AVX10X550
	04/88-12/92	DFW (XU9J4Z)	108			ALT, AC, MTR-CODE: XU9J4, ⇒MTR-NO 8077225, OE-NO 5750.75 ALT, AC, MTR-CODE: XU9J4, MTR-NO 8077226⇒, OE-NO 5750.84 ALT, (-AC) PS CA CA <b>CT588</b> <b>CT588K1</b>	5PK1010 5PK1270 5PK725 AVX10X550
1.9 SPort MI-16 4x4	04/88-12/92	DFW (XU9J4Z)	108	1905		ALT, AC, MTR-CODE: XU9J4, ⇒MTR-NO 8077225, OE-NO 5750.75 ALT, AC, MTR-CODE: XU9J4, MTR-NO 8077226⇒, OE-NO 5750.84 ALT, (-AC) PS CA CA <b>CT588</b> <b>CT588K1</b>	5PK1010 5PK1270 5PK725 AVX10X550
405 I Break (15E)							
1.6	10/88-08/92	B1E (XU51C)	53	1580		ALT, (-PS) AC ALT, (PS) CA, ⇒01/1992 CA, ⇒01/1992 CA, 01/1992⇒ CA, 02/1992⇒ CA, ORG-NO 5546⇒, 02/1992⇒	4PK698 4PK841 4PK954
		BDZ (XU5M)	66			ALT, (-PS) AC ALT, (PS) CA, ⇒01/1992 CA, ⇒01/1992 CA, 01/1992⇒ CA, 02/1992⇒ CA, ORG-NO 5546⇒, 02/1992⇒	4PK698 4PK841 4PK954
		BDZ (XU5M), BDY (XU5M3Z), BDY (XU5M2Z)	65			ALT, (-PS) AC ALT, (PS) CA, ⇒01/1992 CA, ⇒01/1992 CA, 01/1992⇒ CA, 02/1992⇒ CA, ORG-NO 5546⇒, 02/1992⇒	4PK698 4PK841 4PK954
		BAZ (XU5CP)	55			ALT, (-PS) AC ALT, (PS) CA, ⇒01/1992 CA, ⇒01/1992 CA, 01/1992⇒ CA, 02/1992⇒ CA, ORG-NO 5546⇒, 02/1992⇒	4PK698 4PK841 4PK954
					69		

PEUGEOT





PEUGEOT

**PEUGEOT**

405 I Break (15E)

						AC ALT, PS ALT, PS ALT, PS ALT CA, ⇒01/1992 CA, ⇒01/1992 CA, 01/1992⇒ CA, 02/1992⇒ CA, ORG-NO 5546⇒, 02/1992⇒	4PK841 4PK954 6PK1060 6PK1080 6PK698
1.6 SRi 4x4	04/88-07/92	BDZ (XU5M)	65	1580		ALT, (-PS) AC ALT, (PS) CA, ⇒01/1992 CA, ⇒01/1992 CA, 01/1992⇒ CA, 02/1992⇒ CA, ORG-NO 5546⇒, 02/1992⇒	4PK698 4PK841 4PK954
1.8 GLD	04/90-07/92		44	1769		ALT, (-AC), (MANL) ALT, (AC), (AUTOM) ALT, (-AC), (AUTOM) ALT, (AC), (MANL) CA CA CA	4PK698 5PK1230 5PK725 5PK970
1.8 TD	10/88-08/92	A8A (XUD7TE), AJZ (XUD7TEY)	66	1769		ALT, AC, (AUTOM) ALT, (MANL), OE-NO 5750.55 ALT, (AUTOM), OE-NO 5750.D2 ALT, AC, (MANL) VACP, OE-NO 456912 VACP, OE-NO 400922 PS ONLY WITH VD1086 (-AC) CA CA CA	5PK1230 5PK698 5PK715 5PK970 AVX10X550 AVX10X650 AVX10X650 MS01 VD1086
1.9	10/88-08/92	D2C (XU92C)	70	1905		ALT, (-PS) AC ALT, (PS) CA, ⇒01/1992 CA, ⇒01/1992 CA, 01/1992⇒ CA, 02/1992⇒ CA, ORG-NO 5546⇒, 02/1992⇒	4PK698 4PK841 4PK954
		DKZ (XU9JAZ)	88			ALT, (-PS) AC ALT, (PS) CA, ⇒01/1992 CA, ⇒01/1992 CA, 01/1992⇒ CA, 02/1992⇒ CA, ORG-NO 5546⇒, 02/1992⇒	4PK698 4PK841 4PK954
		DFZ (XU9J1)	77			ALT, (-PS) AC ALT, (PS) CA, ⇒01/1992 CA, ⇒01/1992 CA, 01/1992⇒ CA, 02/1992⇒ CA, ORG-NO 5546⇒, 02/1992⇒	4PK698 4PK841 4PK954
		DDZ (XU9M)	80			ALT, (-PS) AC ALT, (PS) CA, ⇒01/1992 CA, ⇒01/1992 CA, 01/1992⇒ CA, 02/1992⇒ CA, ORG-NO 5546⇒, 02/1992⇒	4PK698 4PK841 4PK954
1.9 4x4	10/88-08/92	DDZ (XU9M)	80	1905		ALT, (-PS) AC ALT, (PS) CA, ⇒01/1992 CA, ⇒01/1992 CA, 01/1992⇒ CA, 02/1992⇒ CA, ORG-NO 5546⇒, 02/1992⇒	4PK698 4PK841 4PK954
1.9 D	10/88-08/92	DJZ (XUD9Y)	47	1905		ALT, (MANL)	4PK698





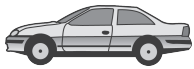
# PEUGEOT

405 I Break (15E)						
					ALT, (MANL) ALT, AC, (AUTOM) ALT, (AUTOM) ALT, AC, (MANL) VACP, OE-NO 456912 VACP, OE-NO 400922 PS (PS), (-AC) CA <b>CT1061</b> <b>CT1061K1</b> <b>CT1061WP2</b> CA CA CA	4PK715 5PK1230 5PK715 5PK970 AVX10X550 AVX10X650 AVX10X650 VD1086
		D9B (XUD9A), DJY (XUD9A)	51		ALT, (MANL), OE-NO 5750.55 ALT, AC, (AUTOM) ALT, (AUTOM), OE-NO 5750.D2 ALT, AC, (MANL) VACP, OE-NO 456912 VACP, OE-NO 400922 PS ONLY WITH VD1086 (PS), (-AC) CA <b>CT1061</b> <b>CT1061K1</b> <b>CT1061WP2</b> CA CA CA	4PK698 5PK1230 5PK715 5PK970 AVX10X550 AVX10X650 AVX10X650 MS01 VD1086
405 II (4B)						
1.4	08/92-10/95	KDX (TU3MC)	55	1361	ALT CA CA <b>CT744</b> <b>CT744K1</b>	AVX10X710
1.6	08/92-10/95	BDZ (XU5M), BFZ (XU5JP), BDY (XU5M3Z), BDY (XU5M2Z)	65	1580	ALT, (-PS), (-AC), MTR-CODE: XU5M_ AC, MTR-CODE: XU5M_ ALT, PS, MTR-CODE: XU5M_ ALT, PS, (-AC), MTR-CODE: XU5JP, FOR ALT: 70A ALT, PS, (-AC), MTR-CODE: XU5JP, FOR ALT: 80A, FOR ALT: 90A ALT, AC, (-PS), MTR-CODE: XU5JP ALT, PS, AC, MTR-CODE: XU5JP ALT, (-PS), (-AC), MTR-CODE: XU5JP CA <b>CT754</b> <b>CT754K1</b> <b>CT754WP1</b> CA CA CA	4PK698 4PK841 4PK954 6PK1070 6PK1080 6PK1095 6PK1660 6PK698
1.8	08/92-10/95	LFZ (XU7JP)	74	1762	ALT, PS, (-AC), MTR-CODE: XU7JP, (VA LEO), FOR ALT: 70A, FOR ALT: 80A ALT, PS, (-AC), MTR-CODE: XU7JP, (MIT SU), FOR ALT: 90A ALT, AC, (-PS), MTR-CODE: XU7JP ALT, PS, AC, MTR-CODE: XU7JP ALT, (-PS), (-AC), MTR-CODE: XU7JP CA <b>CT754</b> <b>CT754K1</b> <b>CT754WP1</b> CA CA CA	6PK1070 6PK1080 6PK1095 6PK1660 6PK698
1.9 D	08/92-10/95	DJZ (XUD9Y)	47	1905	ALT, PS, ⇨CH-NO 70980931 ALT, PS, CH-NO 708980932⇨ ALT, AC, (-PS) ALT, PS, AC ALT VACP, (PS), (AC) VACP CA <b>CT1061</b> <b>CT1061K1</b> <b>CT1061K2</b> <b>CT1061WP2</b> CA, ⇨01/1994 CA, 02/1994⇨ CA, ⇨01/1994	6PK1130 6PK1145 6PK1165 6PK1710 6PK730 AVX10X550 AVX10X650 VD1086
	06/94-10/95	DJY (XUD9A)	50		ALT, PS, ⇨CH-NO 70980931 ALT, PS, CH-NO 708980932⇨ ALT, AC, (-PS) ALT, PS, AC ALT VACP, (PS), (AC) VACP CA <b>CT1061</b> <b>CT1061K2</b> CA CA	6PK1130 6PK1145 6PK1165 6PK1710 6PK730 AVX10X550 AVX10X650 VD1086
1.9 TD	08/92-10/95	DHY (XUD9TE)	66	1905	ALT, PS, ⇨CH-NO 70980931 ALT, PS, CH-NO 708980932⇨ ALT, AC, (-PS) ALT, PS, AC ALT VACP, (PS), (AC)	6PK1130 6PK1145 6PK1165 6PK1710 6PK730 AVX10X550

PEUGEOT







PEUGEOT

**PEUGEOT**

405 II (4B)

						VACP ONLY WITH VD1086	AVX10X650 MS01 VD1086
					CT1061 CT1061K1 CT1061K2 CT1061WP1 CT1061WP2	CA CA, ⇒01/1994 CA, 02/1994⇒ CA, 02/1994⇒ CA, ⇒01/1994	
2.0	08/92-10/95	RFX (XU10J2)	89	1998		ALT, PS, (-AC), (VALEO), FOR ALT: 70A, FOR ALT: 80A ALT, PS, (-AC), (MITSU), FOR ALT: 90A ALT, AC, (-PS) ALT, PS, AC ALT, (-PS), (-AC)	6PK1070 6PK1080 6PK1095 6PK1660 6PK698
					CT754 CT754K1 CT754K2	CA CA, 07/1993⇒ CA, ⇒06/1993	
2.0 16V	06/94-10/95	RFT (XU10J4)	110	1998		ALT, PS, (-AC), (VALEO), FOR ALT: 70A, FOR ALT: 80A ALT, PS, (-AC), (MITSU), FOR ALT: 90A ALT, AC, (-PS) ALT, PS, AC ALT, (-PS), (-AC)	6PK1070 6PK1080 6PK1095 6PK1660 6PK698
					CT864 CT864K1	CA CA	
2.0 MI-16	08/92-10/95	RFY (XU10J4Z)	112	1998		ALT, PS, (-AC), (VALEO), FOR ALT: 70A, FOR ALT: 80A ALT, PS, (-AC), (MITSU), FOR ALT: 90A ALT, AC, (-PS) ALT, PS, AC ALT, (-PS), (-AC)	6PK1070 6PK1080 6PK1095 6PK1660 6PK698
					CT864 CT864K1	CA CA	
2.0 T 16 X4	08/92-10/95	RGZ (XU10J 4TE/Z)	144	1998		ALT, PS, (-AC), (VALEO), FOR ALT: 70A, FOR ALT: 80A ALT, PS, (-AC), (MITSU), FOR ALT: 90A ALT, AC, (-PS) ALT, PS, AC ALT, (-PS), (-AC)	6PK1070 6PK1080 6PK1095 6PK1660 6PK698
					CT864 CT864K1	CA CA	
2.0 X4	08/92-10/95	RFX (XU10J2)	89	1998		ALT, PS, (-AC), (VALEO), FOR ALT: 70A, FOR ALT: 80A ALT, PS, (-AC), (MITSU), FOR ALT: 90A ALT, AC, (-PS) ALT, PS, AC ALT, (-PS), (-AC)	6PK1070 6PK1080 6PK1095 6PK1660 6PK698
					CT754 CT754K1 CT754K2	CA CA, 07/1993⇒ CA, ⇒06/1993	

405 II Break (4E)

1.4	08/92-10/96	KDX (TU3MC)	55	1361		ALT CA CA	AVX10X710
					CT744 CT744K1		
1.6	08/92-10/96	BDZ (XU5M), BFZ (XU5JP), BDY (XU5M3Z), BDY (XU5M2Z)	65	1580		ALT, (-PS), (-AC), MTR-CODE: XU5M_ AC, MTR-CODE: XU5M_ ALT, PS, MTR-CODE: XU5M_ ALT, PS, (-AC), MTR-CODE: XU5JP, FOR ALT: 70A ALT, PS, (-AC), MTR-CODE: XU5JP, FOR ALT: 80A, FOR ALT: 90A ALT, AC, (-PS), MTR-CODE: XU5JP ALT, PS, AC, MTR-CODE: XU5JP ALT, (-PS), (-AC), MTR-CODE: XU5JP	4PK698 4PK841 4PK954 6PK1070 6PK1080 6PK1095 6PK1660 6PK698
					CT754 CT754K1 CT754WP1	CA CA CA	
1.8	08/92-10/96	LFZ (XU7JP)	74	1762		ALT, PS, (-AC), MTR-CODE: XU7JP, (VA LEO), FOR ALT: 70A, FOR ALT: 80A ALT, PS, (-AC), MTR-CODE: XU7JP, (MIT SU), FOR ALT: 90A ALT, AC, (-PS), MTR-CODE: XU7JP ALT, PS, AC, MTR-CODE: XU7JP ALT, (-PS), (-AC), MTR-CODE: XU7JP	6PK1070 6PK1080 6PK1095 6PK1660 6PK698
					CT754 CT754K1 CT754WP1	CA CA CA	
1.9 D	08/92-10/96	DJZ (XUD9Y)	47	1905		ALT, PS, ⇒CH-NO 70980931	6PK1130





## PEUGEOT

405 II Break (4E)

						ALT, PS, CH-NO 708980932⇒ ALT, AC, (-PS) ALT, PS, AC ALT VACP, (PS), (AC) VACP	6PK1145 6PK1165 6PK1710 6PK730 AVX10X550 AVX10X650 VD1086
						CA CT1061 CT1061K1 CA, ⇒01/1994 CT1061K2 CA, 02/1994⇒ CT1061WP2 CA, ⇒01/1994	
	09/93-12/95	XUD9	51			ALT, PS, ⇒CH-NO 70980931 ALT, PS, CH-NO 708980932⇒ ALT, AC, (-PS) ALT, PS, AC ALT VACP, (PS), (AC) VACP ONLY WITH VD1086 MTR-CODE: XUD9A	6PK1130 6PK1145 6PK1165 6PK1710 6PK730 AVX10X550 AVX10X650 MS01 VD1086
						CA CT1061 CT1061K2 CA	
	06/94-10/96	DJY (XUD9A)	50			ALT, PS, ⇒CH-NO 70980931 ALT, PS, CH-NO 708980932⇒ ALT, AC, (-PS) ALT, PS, AC ALT VACP, (PS), (AC) VACP	6PK1130 6PK1145 6PK1165 6PK1710 6PK730 AVX10X550 AVX10X650 VD1086
						CA CT1061 CT1061K2 CA	
1.9 TD	08/92-10/96	DHY (XUD9TE)	66	1905		ALT, PS, ⇒CH-NO 70980931 ALT, PS, CH-NO 708980932⇒ ALT, AC, (-PS) ALT, PS, AC ALT VACP, (PS), (AC) VACP ONLY WITH VD1086	6PK1130 6PK1145 6PK1165 6PK1710 6PK730 AVX10X550 AVX10X650 MS01 VD1086
						CA CT1061 CT1061K1 CA, ⇒01/1994 CT1061K2 CA, 02/1994⇒ CT1061WP1 CA, 02/1994⇒ CT1061WP2 CA, ⇒01/1994	
2.0	08/92-10/96	RFX (XU10J2)	89	1998		ALT, PS, (-AC), (VALEO), FOR ALT: 70A, FOR ALT: 80A ALT, PS, (-AC), (MITSU), FOR ALT: 90A ALT, AC, (-PS) ALT, PS, AC ALT, (-PS), (-AC)	6PK1070 6PK1080 6PK1095 6PK1660 6PK698
						CA CT754 CT754K1 CA, 07/1993⇒ CT754K2 CA, ⇒06/1993	
2.0 4x4	08/92-10/96	RFX (XU10J2)	89	1998		ALT, PS, (-AC), (VALEO), FOR ALT: 70A, FOR ALT: 80A ALT, PS, (-AC), (MITSU), FOR ALT: 90A ALT, AC, (-PS) ALT, PS, AC ALT, (-PS), (-AC)	6PK1070 6PK1080 6PK1095 6PK1660 6PK698
						CA CT754 CT754K1 CA, 07/1993⇒ CT754K2 CA, ⇒06/1993	
406 (8B)							
1.6	11/95-05/04	BFZ (XU5JP)	65	1580		ALT, (BOSCH), (VALEO) ALT, (MITSU) ALT, AC	6PK1070 6PK1080 6PK1660
						CA CT754 CT754K1 CA CT754WP1 CA	
1.8	10/96-03/99	LFZ (XU7JP)	74	1761		ALT, (-AC), FOR ALT: 70,8A ALT, (-AC), FOR ALT: 90A ALT, (AC)	6PK1070 6PK1075 6PK1660
						CA CT754 CT754K1 CA CT754WP1 CA	
	05/97-05/04		66			ALT, (VALEO)	6PK1070

PEUGEOT





PEUGEOT

**PEUGEOT**

406 (8B)						
					ALT, (MITSU) ALT, AC CA CA CA CA	6PK1080 6PK1660
1.8 16V	10/00-05/04	6FZ (EW7J4)	85	1749	CT754 CT754K1 CT754WP1	
					ALT, PS, (-AC) ALT, PS, AC CA CA CA	6PK1200 6PK1725
	11/95-10/00	LFY (XU7JP4)	81	1761	CT1138 CT1138K1 CT1138WP1	
					ALT ALT, AC CA CA, ⇨ORG-NO 8469 CA, ORG-NO 8470⇨	6PK1080 6PK1660
1.9 D	10/96-05/04	DHW (XUD9SD)	55	1905	CT1061 CT1061K2 CT1061WP1	
					ALT ALT, AC VACP CA CA CA, ⇨ORG-NO 07389	6PK1110 6PK1725 AVX10X650
1.9 TD	01/96-05/04	DHX (XUD9TE)	66	1905	CT1061 CT1061K2 CT1061WP1	
					ALT ALT, AC VACP ONLY WITH VD1086 CA CA CA, ⇨ORG-NO 07389	6PK1110 6PK1740 AVX10X650 MS01 VD1086
		DHY (XUD9TE)	68		CT1061 CT1061K2 CT1061WP1	
					ALT ALT, AC VACP ONLY WITH VD1086 CA CA CA, ⇨ORG-NO 07389	6PK1110 6PK1740 AVX10X650 MS01 VD1086
2.0 16V	01/99-08/00	RFR (DEW10J4)	99	1997	CT1138 CT1138K1 CT1138WP1	
					ALT, PS, (-AC) ALT, PS, AC CA CA CA	6PK1200 6PK1725
	08/00-05/04	RFN (EW10J4)	100		CT1138 CT1138K1 CT1138WP1	
					ALT, PS, AC CA CA CA	6PK1725
	11/95-05/04	RFV (XU10J4R)	97	1998	CT955 CT955K1	
					ALT, (-AC) ALT, AC CA CA	6PK1165 6PK1605
2.0 16V HPI	05/01-05/04	RLZ (EW10D)	103	1997	CT1019 CT1019K1	
					ALT, PS, (-AC) ALT, PS, AC CA CA	6PK1200 6PK1725
2.0 HDi 110	08/01-05/04	RHZ (DW10ATED), RHS (DW10ATED)	79	1997	CT987 CT987K1 CT987K2	
					ALT, (-AC) ALT, (-AC), ⇨ORG-NO 09365 ALT, (AC), (SANDEN) ALT, (AC), (SANDEN), ⇨ORG-NO 09365 ALT, (AC), (DELPHI) ALT, (AC), (DELPHI), ⇨ORG-NO 09365 ALT, (Bosch), ALT-No: 0124525035, FOR ALT: 150A, OE-NO 5705AS, 5705EY ALT, (Valeo), FOR ALT: 150A, OE-NO 5705 AA, ALT-No: A14VI35, ORG-NO 09339⇨, ⇨ORG-NO 09519, ALT, (Valeo), FOR ALT: 150A, OE-NO 5705 AA, 5705 ER, ALT-No: SG15S018 ALT, (Bosch), ALT-No: 0124 615 027, FOR ALT: 150A, OE-NO 5705AA, 5705ER ⇨ORG-NO 09365, (AUTOM) ⇨ORG-NO 09337, (MANL) ORG-NO 09366⇨, (AUTOM) ORG-NO 09338⇨, (MANL) CA CA, MTR-CODE: RHS, RHZ, ⇨ORG-NO 08756 CA, MTR-CODE: RHS, RHZ, ORG-NO 08757⇨	6PK1468 6PK1468D1 6PK1740 6PK1740D1 6PK1750 6PK1750D2 AP9023 AP9038 AP9042 VD1080 VD1080 VD1095 VD1095





# PEUGEOT

406 (8B)						
					<b>CT987WP1</b> CA, MTR-CODE: RHS, RHZ, ⇒ORG-NO 08756 <b>CT987WP2</b> CA, MTR-CODE: RHS, RHZ, ORG-NO 08757⇒	
2.0 HDI 110	06/98-08/01	RHZ (DW10ATED)	80	1997	ALT, (-AC) ALT, (-AC), (MANL), ⇒ORG-NO 09337 ALT, (-AC), (AUTOM), ⇒ORG-NO 09365 ALT, (AC), (SANDEN) ALT, (AC), (SANDEN), (MANL), ⇒ORG-NO 09337 ALT, (AC), (SANDEN), (AUTOM), ⇒ORG-NO 09365 ALT, (AC), (DELPHI) ALT, (AC), (DELPHI), (MANL), ⇒ORG-NO 09337 ALT, (AC), (DELPHI), (AUTOM), ⇒ORG-NO 09365 ONLY WITH VD1080, ONLY WITH VD1095 ALT, (Bosch), ALT-No: 0124525035, FOR ALT: 150A, OE-NO 5705AS, 5705EY ALT, (Bosch), ALT-No: 0124 615 027, FOR ALT: 150A, OE-NO 5705AA, 5705ER (MANL), ⇒ORG-NO 09337 (AUTOM), ⇒ORG-NO 09365 (MANL), ORG-NO 09338⇒ (AUTOM), ORG-NO 09366⇒	<b>6PK1468</b> <b>6PK1468D1</b> <b>6PK1468D1</b> <b>6PK1740</b> <b>6PK1740D1</b> <b>6PK1740D1</b> <b>6PK1750</b> <b>6PK1750D2</b> <b>6PK1750D2</b> <b>MS01</b> <b>AP9023</b> <b>AP9042</b> <b>VD1080</b> <b>VD1080</b> <b>VD1095</b> <b>VD1095</b>
					<b>CT987</b> CA <b>CT987K1</b> CA, ⇒ORG-NO 08735 <b>CT987K2</b> CA, ORG-NO 08736⇒ <b>CT987WP1</b> CA, ⇒ORG-NO 08735 <b>CT987WP2</b> CA, ORG-NO 08736⇒	
2.0 HDI 90	02/99-05/04	RHY (DW10TD)	66	1997	ALT, (-AC) ALT, (-AC), ⇒11/2002 ALT, (AC), (SANDEN) ALT, (AC), (SANDEN), ⇒11/2002 ALT, (AC), (DELPHI) ALT, (AC), (DELPHI), ⇒11/2002 ONLY WITH VD1080, ONLY WITH VD1095 ALT, (Bosch), FOR ALT: 150A, OE-NO 5705 AS, 5705 NH, 5705 EY, ALT-No: 0 124 525 035 ALT, (Valeo), FOR ALT: 150A, OE-NO 5705 AA, ALT-No: A14VI35, ORG-NO 09339⇒, ⇒ORG-NO 09519, ALT, OE-NO 5705 AA, 5705 ER, (Valeo), FOR ALT: 150A, ALT-No: SG15S018 ALT, (Bosch), ALT-No: 0124 615 027, FOR ALT: 150A, OE-NO 5705AA, 5705ER ⇒ORG-NO 09337 ORG-NO 09338⇒	<b>6PK1468</b> <b>6PK1468D1</b> <b>6PK1740</b> <b>6PK1740D1</b> <b>6PK1750</b> <b>6PK1750D2</b> <b>MS02</b> <b>AP9023</b> <b>AP9038</b> <b>AP9042</b> <b>VD1080</b> <b>VD1095</b>
					<b>CT987</b> CA <b>CT987K1</b> CA, ⇒ORG-NO 08735 <b>CT987K2</b> CA, ORG-NO 08736⇒ <b>CT987WP1</b> CA, ⇒ORG-NO 08735 <b>CT987WP2</b> CA, ORG-NO 08736⇒	
2.0 Turbo	04/96-05/04	RGX (XU10J 2TE)	108	1998	ALT, (-AC) ALT, AC CA CA	<b>6PK1165</b> <b>6PK1605</b>
					<b>CT754</b> CA <b>CT754K1</b> CA	
2.1 TD 12V	01/96-05/04	P8C (XUD11B TE)	80	2088	ALT, PS, (-AC) ALT, PS, AC, (SANDEN) ALT, PS, AC, (HARRISON) ONLY WITH VD1088	<b>6PK1110</b> <b>6PK1740</b> <b>6PK1750</b> <b>MS01</b> <b>VD1088</b>
					<b>CT772</b> CA <b>CT772K1</b> CA <b>CT772WP1</b> CA	
2.2	07/00-05/04	3FZ (EW12J4)	116	2230	ALT, PS, (-AC) ALT, PS, AC CA CA CA	<b>6PK1200</b> <b>6PK1725</b>
					<b>CT1138</b> CA <b>CT1138K1</b> CA <b>CT1138WP1</b> CA	
2.2 HDi	03/00-05/04	4HX (DW 12TED4/FAP)	98	2179	ALT, (AC), (SANDEN) ALT, (AC), (SANDEN), (MANL) ALT, (AC), (DELPHI) ALT, (AC), (DELPHI), (MANL) ONLY WITH VD1080 ALT, (Valeo), FOR ALT: 150A, OE-NO	<b>6PK1740</b> <b>6PK1740D1</b> <b>6PK1750</b> <b>6PK1750D2</b> <b>MS02</b> <b>AP9013</b>

PEUGEOT



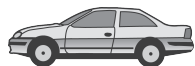


PEUGEOT

**PEUGEOT**

406 (8B)						
					5702H4, 5705AS, 5705EY, ALT-No: TG15C020, TG15C028, TG15C053 ALT, (Valeo), FOR ALT: 150A, OE-NO 5705 AS, 5705 NH, 5705 EY, ALT-No: TG15C118 ALT, (Bosch), FOR ALT: 150A, OE-NO 5705 AS, 5705 NH, 5705 EY, ALT-No: 0 124 525 035 ALT, (Valeo), FOR ALT: 150A, OE-NO 5705 AA, ALT-No: A14VI35, ⇒ORG-NO 09519, ⇒ORG-NO 09519, ALT, (Valeo), FOR ALT: 150A, OE-NO 5705 AA, 5705 ER, ALT-No: SG15S018 ALT, (Bosch), ALT-No: 0124 615 027, FOR ALT: 150A, OE-NO 5705AA, 5705ER	<b>AP9019</b> <b>AP9023</b> <b>AP9038</b> <b>AP9042</b> <b>VD1080</b>
3.0 24V	10/96-05/04	XFZ (ES9J4)	140	2946	CA CA, ORG-NO 10011⇒ ALT, PS, (-AC), MTR-CODE: ES9J4 ALT, PS, AC, MTR-CODE: ES9J4S ALT, PS, AC, MTR-CODE: ES9J4	<b>6PK1480</b> <b>6PK1590</b> <b>6PK1605</b>
3.0 V6	03/00-05/04	AFX (ES9J4S)	152	2946	CA CA, 01/2000⇒ ALT, PS, (-AC), MTR-CODE: ES9J4 ALT, PS, AC, MTR-CODE: ES9J4S ALT, PS, AC, MTR-CODE: ES9J4	<b>6PK1468</b> <b>6PK1590</b> <b>6PK1605</b>
<b>406 Break (8E/F)</b>						
1.8	05/97-10/04	LFX (XU7JB)	66	1761	ALT, (VALEO) ALT, (MITSU) ALT, AC CA CA CA	<b>6PK1070</b> <b>6PK1080</b> <b>6PK1660</b>
1.8 16V	10/00-10/04	6FZ (EW7J4)	85	1749	ALT, PS, (-AC) ALT, PS, AC CA CA CA	<b>6PK1200</b> <b>6PK1725</b>
	10/96-10/00	LFY (XU7JP4)	81	1761	ALT ALT, AC CA CA, ⇒ORG-NO 8469 CA, ORG-NO 8470⇒	<b>6PK1080</b> <b>6PK1660</b>
1.9 D	10/96-10/04	DHW (XUD9SD)	55	1905	ALT ALT, AC VACP ONLY WITH VD1086 CA CA CA, ⇒ORG-NO 07389	<b>6PK1110</b> <b>6PK1733</b> <b>AVX10X650</b> <b>MS01</b> <b>VD1086</b>
1.9 TD	10/96-10/04	DHX (XUD9TE)	66	1905	ALT, (-AC) ALT, (SANDEN) ALT, (AC), (DELPHI, HARRISON) VACP ONLY WITH VD1086 CA CA CA, ⇒ORG-NO 07389	<b>6PK1110</b> <b>6PK1740</b> <b>6PK1750</b> <b>AVX10X650</b> <b>MS01</b> <b>VD1086</b>
2.0 16V	01/99-10/00	RFR (DEW10J4)	99	1997	ALT, PS, AC CA CA CA CA	<b>6PK1725</b>
	10/00-10/04	RFN (EW10J4)	100		ALT, PS, AC CA CA CA CA	<b>6PK1725</b>
	10/96-10/04	RFV (XU10J4R)	97	1998	ALT, (-AC) ALT, AC CA CA	<b>6PK1165</b> <b>6PK1605</b>
2.0 16V HPi	05/01-10/04	RLZ (EW10D)	103	1997	ALT, PS, (-AC) ALT, PS, AC CA CA	<b>6PK1200</b> <b>6PK1725</b>
2.0 HDi 110	08/01-10/04	RHZ	79	1997	ALT, (-AC)	<b>6PK1468</b>





## PEUGEOT

406 Break (8E/F)

					<p>ALT, (-AC), ⇒ORG-NO 09365                      ALT, (AC), (SANDEN)                      ALT, (AC), (SANDEN), ⇒ORG-NO 09365                      ALT, (AC), (DELPHI)                      ALT, (AC), (DELPHI), ⇒ORG-NO 09365                      ALT, (Bosch), ALT-No: 0124525035, FOR ALT: 150A, OE-NO 5705AS, 5705EY                      ALT, (Valeo), FOR ALT: 150A, OE-NO 5705 AA, ALT-No: A14VI35, ORG-NO 09339⇒,                      ⇒ORG-NO 09519, ALT, (Valeo), FOR ALT: 150A, OE-NO 5705 AA, 5705 ER, ALT-No: SG15S018                      ALT, (Bosch), ALT-No: 0124 615 027, FOR ALT: 150A, OE-NO 5705AA, 5705ER                      ⇒ORG-NO 09365, (AUTOM)                      ⇒ORG-NO 09337, (MANL)                      ORG-NO 09366⇒, (AUTOM)                      ORG-NO 09338⇒, (MANL)</p> <p><b>CT987</b>                      CA  <b>CT987K1</b>                      CA, MTR-CODE: RHS, RHZ, ⇒ORG-NO 08756  <b>CT987K2</b>                      CA, MTR-CODE: RHS, RHZ, ORG-NO 08757⇒  <b>CT987WP1</b>                      CA, MTR-CODE: RHS, RHZ, ⇒ORG-NO 08756  <b>CT987WP2</b>                      CA, MTR-CODE: RHS, RHZ, ORG-NO 08757⇒</p>	<p>6PK1468D1                      6PK1740                      6PK1740D1                      6PK1750                      6PK1750D2                      AP9023                      AP9038                      AP9042                      VD1080                      VD1080                      VD1095                      VD1095</p>
2.0 HDI 110	02/99-04/04	RHZ (DW10ATED)	80	1997	<p>ALT, (-AC)                      ALT, (-AC), (MANL), ⇒ORG-NO 09337                      ALT, (-AC), (AUTOM), ⇒ORG-NO 09365                      ALT, (AC), (SANDEN)                      ALT, (AC), (SANDEN), (MANL), ⇒ORG-NO 09337                      ALT, (AC), (SANDEN), (AUTOM), ⇒ORG-NO 09365                      ALT, (AC), (DELPHI)                      ALT, (AC), (DELPHI), (MANL), ⇒ORG-NO 09337                      ALT, (AC), (DELPHI), (AUTOM), ⇒ORG-NO 09365                      ONLY WITH VD1080, ONLY WITH VD1095                      ALT, (Bosch), ALT-No: 0124525035, FOR ALT: 150A, OE-NO 5705AS, 5705EY                      ALT, (Valeo), FOR ALT: 150A, OE-NO 5705 AA, ALT-No: A14VI35, ORG-NO 09339⇒,                      ⇒ORG-NO 09519                      ALT, (Bosch), ALT-No: 0124 615 027, FOR ALT: 150A, OE-NO 5705AA, 5705ER                      ⇒ORG-NO 09365, (AUTOM)                      ⇒ORG-NO 09337, (MANL)                      ORG-NO 09366⇒, (AUTOM)                      ORG-NO 09338⇒, (MANL)</p> <p><b>CT987</b>                      CA  <b>CT987K1</b>                      CA, ⇒ORG-NO 08735  <b>CT987K2</b>                      CA, ORG-NO 08736⇒  <b>CT987WP1</b>                      CA, ⇒ORG-NO 08735  <b>CT987WP2</b>                      CA, ORG-NO 08736⇒</p>	<p>6PK1468                      6PK1468D1                      6PK1740                      6PK1740D1                      6PK1750                      6PK1750D2                      6PK1750D2                      MS01                      AP9023                      AP9038                      AP9042                      VD1080                      VD1080                      VD1095                      VD1095</p>
2.0 HDI 90	02/99-10/04	RHY (DW10TD)	66	1997	<p>ALT, (-AC)                      ALT, (-AC), ⇒ORG-NO 09337                      ALT, (AC), (SANDEN)                      ALT, (AC), (SANDEN), ⇒ORG-NO 09337                      ALT, (AC), (DELPHI)                      ALT, (AC), (DELPHI), ⇒ORG-NO 09337                      ONLY WITH VD1080, ONLY WITH VD1095                      ALT, (Bosch), ALT-No: 0124525035, FOR ALT: 150A, OE-NO 5705AS, 5705EY                      ALT, (Valeo), FOR ALT: 150A, OE-NO 5705 AA, ALT-No: A14VI35, ORG-NO 09339⇒,                      ⇒ORG-NO 09519, ALT, (Valeo), FOR ALT: 150A, OE-NO 5705 AA, 5705 ER, ALT-No: SG15S018                      ALT, (Bosch), ALT-No: 0124 615 027, FOR ALT: 150A, OE-NO 5705AA, 5705ER                      ⇒ORG-NO 09337                      ORG-NO 09338⇒</p> <p><b>CT987</b>                      CA  <b>CT987K1</b>                      CA, ⇒ORG-NO 08735  <b>CT987K2</b>                      CA, ORG-NO 08736⇒</p>	<p>6PK1468                      6PK1468D1                      6PK1740                      6PK1740D1                      6PK1750                      6PK1750D2                      MS02                      AP9023                      AP9038                      AP9042                      VD1080                      VD1095</p>

PEUGEOT



PEUGEOT

**PEUGEOT**

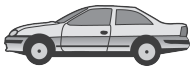
**406 Break (8E/F)**

					<b>CT987WP1</b> <b>CT987WP2</b>	CA, ⇨ORG-NO 08735 CA, ORG-NO 08736⇨	
2.0 Turbo	10/96-10/04	RGX (XU10J 2TE)	108	1998	<b>CT754</b> <b>CT754K1</b>	ALT, (-AC) ALT, AC CA CA	<b>6PK1165</b> <b>6PK1605</b>
2.1 TD 12V	10/96-10/04	P8C (XUD11B TE)	80	2088	<b>CT772</b> <b>CT772K1</b> <b>CT772WP1</b>	ALT, PS, (-AC) ALT, PS, AC, (SANDEN) ALT, PS, AC, (HARRISON) ONLY WITH VD1088 CA CA CA	<b>6PK1110</b> <b>6PK1740</b> <b>6PK1750</b> <b>MS01</b> <b>VD1088</b>
2.2	07/00-10/04	3FZ (EW12J4)	116	2230	<b>CT1138</b> <b>CT1138K1</b> <b>CT1138WP1</b>	ALT, PS, (-AC) ALT, PS, AC CA CA CA	<b>6PK1200</b> <b>6PK1725</b>
2.2 HDI	03/00-10/04	4HX (DW 12TED4/FAP)	98	2179	<b>CT1037</b> <b>CT1037K2</b>	ALT, PS, AC, (SANDEN) ALT, (AC), (SANDEN), (MANL) ALT, PS, AC, (DELPHI) ALT, (AC), (DELPHI), (MANL) ONLY WITH VD1080 ALT, (Valeo), FOR ALT: 150A, OE-NO 5702H4, 5705AS, 5705EY, ALT-No: TG15C020, TG15C028, TG15C053 ALT, (Valeo), FOR ALT: 150A, OE-NO 5705 AS, 5705 NH, 5705 EY, ALT-No: TG15C118 ALT, (Bosch), FOR ALT: 150A, OE-NO 5705 AS, 5705 NH, 5705 EY, ALT-No: 0 124 525 035 ALT, (Valeo), FOR ALT: 150A, OE-NO 5705 AA, ALT-No: A14VI35, ⇨ORG-NO 09519, ALT, (Valeo), FOR ALT: 150A, OE-NO 5705 AA, 5705 ER, ALT-No: SG15S018 ALT, (Bosch), ALT-No: 0124 615 027, FOR ALT: 150A, OE-NO 5705AA, 5705ER	<b>6PK1740</b> <b>6PK1740D1</b> <b>6PK1750</b> <b>6PK1750D2</b> <b>MS02</b> <b>AP9013</b>  <b>AP9019</b>  <b>AP9023</b>  <b>AP9038</b>  <b>AP9042</b>  <b>VD1080</b>
3.0 24V	10/96-10/04	XFZ (ES9J4)	140	2946	<b>CT1052</b> <b>CT1052K1</b>	CA CA, ORG-NO 10011⇨ ALT, PS, (-AC), MTR-CODE: ES9J4 ALT, PS, AC, MTR-CODE: ES9J4S ALT, PS, AC, MTR-CODE: ES9J4 CA CA, 01/2000⇨	<b>6PK1480</b> <b>6PK1590</b> <b>6PK1605</b>
3.0 V6	03/00-10/04	XFX (ES9J4S)	152	2946	<b>CT1052</b> <b>CT1052K1</b>	ALT, PS, (-AC), MTR-CODE: ES9J4 ALT, PS, AC, MTR-CODE: ES9J4S ALT, PS, AC, MTR-CODE: ES9J4 CA CA	<b>6PK1468</b> <b>6PK1590</b> <b>6PK1605</b>

**406 Coupe (8C)**

2.0 16V	01/99-10/00	RFR (DEW10J4)	99	1997	<b>CT1138</b> <b>CT1138K1</b> <b>CT1138WP1</b>	ALT, PS, AC CA CA CA	<b>6PK1725</b>
	10/00-12/04	RFN (EW10J4)	100		<b>CT1138</b> <b>CT1138K1</b> <b>CT1138WP1</b>	ALT, PS, (-AC) ALT, PS, AC CA CA CA	<b>6PK1200</b> <b>6PK1725</b>
	03/97-12/04	RFV (XU10J4R)	97	1998	<b>CT955</b> <b>CT955K1</b>	ALT, (-AC) ALT, AC CA CA	<b>6PK1165</b> <b>6PK1605</b>
2.2	03/02-12/04	3FZ (EW12J4)	116	2230	<b>CT1138</b> <b>CT1138K1</b> <b>CT1138WP1</b>	ALT, PS, (-AC) ALT, PS, AC CA CA CA	<b>6PK1200</b> <b>6PK1725</b>
2.2 HDI	03/00-12/04	4HX (DW 12TED4/FAP)	98	2179		ALT, PS, AC, (SANDEN) ALT, PS, AC, (DELPHI) ALT, (Valeo), FOR ALT: 150A, OE-NO 5702H4, 5705AS, 5705EY, ALT-No: TG15C020, TG15C028, TG15C053 ALT, (Valeo), FOR ALT: 150A, OE-NO 5705 AS, 5705 NH, 5705 EY, ALT-No: TG15C118 ALT, (Bosch), FOR ALT: 150A, OE-NO 5705	<b>6PK1740</b> <b>6PK1750</b> <b>AP9013</b>  <b>AP9019</b>  <b>AP9023</b>





## PEUGEOT

### 406 Coupe (8C)

						AS, 5705 NH, 5705 EY, ALT-No: 0 124 525 035 ALT, (Valeo), FOR ALT: 150A, OE-NO 5705 AA, ALT-No: A14VI35, ⇒ORG-NO 09519, ⇒ORG-NO 09519, ALT, (Valeo), FOR ALT: 150A, OE-NO 5705 AA, 5705 ER, ALT-No: SG15S018 ALT, (Bosch), ALT-No: 0124 615 027, FOR ALT: 150A, OE-NO 5705AA, 5705ER CA CA, ORG-NO 10011⇒	<b>AP9038</b>  <b>AP9042</b>
3.0 V6	03/00-12/04	XFX (ES9J4S)	152	2946	<b>CT1037</b> <b>CT1037K2</b>	ALT, PS, (-AC), MTR-CODE: ES9J4 ALT, PS, AC, MTR-CODE: ES9J4S ALT, PS, AC, MTR-CODE: ES9J4 CA CA	<b>6PK1468</b> <b>6PK1590</b> <b>6PK1605</b>
3.0 V6 24V	03/97-12/04	XFZ (ES9J4)	140	2946	<b>CT1052</b> <b>CT1052K1</b>	ALT, PS, (-AC), MTR-CODE: ES9J4 ALT, PS, AC, MTR-CODE: ES9J4S ALT, PS, AC, MTR-CODE: ES9J4 CA CA, 01/2000⇒	<b>6PK1480</b> <b>6PK1590</b> <b>6PK1605</b>

### 407 (6D\_)

1.6 HDi 110	05/04-	9HY (DV6TED4)	80	1560	<b>CT1092</b> <b>CT1092K1</b> <b>CT1092WP1</b>	ALT, PS, AC ONLY WITH VD1094 ALT, (Valeo), FOR ALT: 150A, OE-NO 5702H4, 5705AS, 5705EY, ALT-No: TG15C020, TG15C028, TG15C053 ALT, (Valeo), ALT-No: TG15C118, FOR ALT: 150A, OE-NO 5705AS, 5705EY ALT, (Bosch), FOR ALT: 150A, OE-NO 5705 AS, 5705 NH, 5705 EY, ALT-No: 0 124 525 035 ALT, (Bosch), FOR ALT: 150A, OE-NO 5705 AS, 5705 NH, 5705 EY, ALT-No: 0 124 525 035 ⇒ORG-NO 10556 ORG-NO 10557⇒ CA, MTR-CODE: DV6TED4	<b>6PK1710</b> <b>MS08</b> <b>AP9013</b>  <b>AP9019</b> <b>AP9023</b>  <b>AP9042</b>  <b>VD1094</b> <b>VD1096</b>
1.8	05/04-	6FZ (EW7J4)	85	1749	<b>CT1138</b> <b>CT1138K1</b> <b>CT1138WP1</b>	ALT, (AC) CA CA CA	<b>6PK1710</b>
1.8 16V	09/05-	6FY (EW7A)	92	1749	<b>CT1110</b> <b>CT1110K1</b>	ALT CA, MTR-CODE: EW7A CA, MTR-CODE: EW7A	<b>6PK1000</b>
2.0	05/04-	RFN (EW10J4)	100	1997	<b>CT1138</b> <b>CT1138K1</b> <b>CT1138WP1</b>	ALT, (AC) CA CA CA	<b>6PK1710</b>
2.0 16V	09/05-	RFJ (EW10A)	103	1997	<b>CT1110</b> <b>CT1110K1</b>	ALT CA, MTR-CODE: EW10A CA, MTR-CODE: EW10A	<b>6PK1000</b>
2.0 HDi	08/08-	RHR (DW10B TED4)	103	1997		ALT, (Valeo), FOR ALT: 180A, OE-NO 5705 AX, 5705 EE, ALT-No: FG18S048, FG18S017 ALT, (Valeo), FOR ALT: 150A, OE-NO 5705 NH, 5705 AS, 5705 EY, ALT-No: TG15C020, TG15C028, TG15C053 ALT, (Valeo), FOR ALT: 150A, OE-NO 5705 AS, 5705 NH, 5705 EY, ALT-No: TG15C118 ALT, (Bosch), FOR ALT: 150A, OE-NO 5705 AS, 5705 NH, 5705 EY, ALT-No: 0 124 525 035 ALT, (Mitsubishi), FOR ALT: 180A, OE-NO 5705AX, 5705EE, ALT-No: A004TJ0084 ALT, (Bosch), FOR ALT: 150A, OE-NO 5705 AS, 5705 NH, 5705 EY, ALT-No: 0 124 525 035	<b>AP9013</b>  <b>AP9013</b>  <b>AP9019</b>  <b>AP9023</b>  <b>AP9040</b>  <b>AP9042</b>
	07/09-	RHH (DW10C TED4)	120		<b>CT1140</b> <b>CT1140K1</b>	ALT CA CA	<b>6PK1244</b>
	02/10-	RHE (DW10C TED4)	110			ALT, (Valeo), FOR ALT: 180A, OE-NO 5705 AX, 5705 EE, ALT-No: FG18S048, FG18S017 (Valeo), FOR ALT: 150A, OE-NO 5705 NH, 5705 AS, 5705 EY, ALT-No: TG15C020,	<b>AP9013</b>  <b>AP9013</b>





PEUGEOT

**PEUGEOT**

407 (6D_)					
					TG15C028, TG15C053 ALT, (Valeo), FOR ALT: 150A, OE-NO 5705 AS, 5705 NH, 5705 EY, ALT-No: TG15C118 ALT, (Bosch), FOR ALT: 150A, OE-NO 5705 AS, 5705 NH, 5705 EY, ALT-No: 0 124 525 035 ALT, (Mitsubishi), FOR ALT: 180A, OE-NO 5705AX, 5705EE, ALT-No: A004TJ0084 ALT, (Bosch), FOR ALT: 150A, OE-NO 5705 AS, 5705 NH, 5705 EY, ALT-No: 0 124 525 035 <b>AP9019</b> <b>AP9023</b> <b>AP9040</b> <b>AP9042</b>
2.0 HDi 135	05/04-	RHR (DW10B TED4)	100	1997	ALT, AC ALT, (Valeo), FOR ALT: 180A, OE-NO 5705 AX, 5705 EE, ALT-No: FG18S048, FG18S017 ALT, (Valeo), FOR ALT: 150A, OE-NO 5705 AS, 5705 NH, 5705 EY, ALT-No: TG15C020, TG15C028, TG15C053 ALT, (Valeo), FOR ALT: 150A, OE-NO 5705 AS, 5705 NH, 5705 EY, ALT-No: TG15C118 ALT, (Bosch), FOR ALT: 150A, OE-NO 5705 AS, 5705 NH, 5705 EY, ALT-No: 0 124 525 035 ALT, (Mitsubishi), FOR ALT: 180A, OE-NO 5705AX, 5705EE, ALT-No: A004TJ0084 ALT, (Bosch), FOR ALT: 150A, OE-NO 5705 AS, 5705 NH, 5705 EY, ALT-No: 0 124 525 035 ⇒09/2006, ⇒ORG-NO 10912 <b>6PK1217</b> <b>AP9013</b> <b>AP9013</b> <b>AP9019</b> <b>AP9023</b> <b>AP9040</b> <b>AP9042</b> <b>VD1092</b> <b>CT1091</b> <b>CT1091K1</b> <b>CT1091WP1</b>
2.2	05/04-	3FZ (EW12J4)	116	2230	ALT, (AC) CA CA CA <b>6PK1710</b>
2.2 16V	09/05-	3FY (EW12J4)	120	2230	ALT CA CA CA <b>6PK1000</b>
2.2 HDi	06/08-	4HP (DW12B TED4)	120	2179	ALT ALT, (Valeo), FOR ALT: 180A, OE-NO 5705 AX, 5705 EE, ALT-No: FG18S048, FG18S017 ALT, (Mitsubishi), FOR ALT: 180A, OE-NO 5705AX, 5705EE, ALT-No: A004TJ0084 CA CA <b>6PK1205</b> <b>AP9013</b> <b>AP9040</b>
2.2 HDi 170	05/06-	4HT (DW12B TED4)	125	2179	ALT ALT, (Valeo), FOR ALT: 180A, OE-NO 5705 AX, 5705 EE, ALT-No: FG18S048, FG18S017 ALT, (Mitsubishi), FOR ALT: 180A, OE-NO 5705AX, 5705EE, ALT-No: A004TJ0084 CA CA <b>6PK1205</b> <b>AP9013</b> <b>AP9040</b>
2.7 HDi	10/05-	UHZ (DT17)	150	2720	ALT CA CA CA INJP INJP <b>6PK1885</b>
3.0	05/04-	XFV (ES9A)	155	2946	ALT, AC CA, MTR-CODE: ES9A CA, MTR-CODE: ES9A <b>6PK1590</b>
<b>407 Coupe (6C_)</b>					
2.0 HDi	10/05-	RHR (DW10B TED4)	100	1997	ALT ALT, (Valeo), FOR ALT: 150A, OE-NO 5705 NH, 5705 AS, 5705 EY, ALT-No: TG15C020, TG15C028, TG15C053 ALT, (Valeo), FOR ALT: 150A, OE-NO 5705 AS, 5705 NH, 5705 EY, ALT-No: TG15C118 ALT, (Bosch), FOR ALT: 150A, OE-NO 5705 AS, 5705 NH, 5705 EY, ALT-No: 0 124 525 035 ALT, (Mitsubishi), FOR ALT: 180A, OE-NO 5705AX, 5705EE, ALT-No: A004TJ0084 ALT, (Bosch), FOR ALT: 150A, OE-NO 5705 AS, 5705 NH, 5705 EY, ALT-No: 0 124 525 <b>6PK1217</b> <b>AP9013</b> <b>AP9019</b> <b>AP9023</b> <b>AP9040</b> <b>AP9042</b>





# PEUGEOT

407 Coupe (6C_)					
					035 ⇒09/2006, ⇒ORG-NO 10912 CA CA CA CA <b>VD1092</b>
	06/09-	RHH (DW10C TED4)	120		<b>CT1091</b> <b>CT1091K1</b> <b>CT1091WP1</b> ALT CA CA CA <b>6PK1244</b>
	02/10-	RHE (DW10C TED4)	110		ALT, (Valeo), FOR ALT: 150A, OE-NO 5705 NH, 5705 AS, 5705 EY, ALT-No: TG15C020, TG15C028, TG15C053 ALT, (Valeo), FOR ALT: 150A, OE-NO 5705 AS, 5705 NH, 5705 EY, ALT-No: TG15C118 ALT, (Bosch), FOR ALT: 150A, OE-NO 5705 AS, 5705 NH, 5705 EY, ALT-No: 0 124 525 035 ALT, (Mitsubishi), FOR ALT: 180A, OE-NO 5705AX, 5705EE, ALT-No: A004TJ0084 ALT, (Bosch), FOR ALT: 150A, OE-NO 5705 AS, 5705 NH, 5705 EY, ALT-No: 0 124 525 035 <b>AP9013</b> <b>AP9019</b> <b>AP9023</b> <b>AP9040</b> <b>AP9042</b>
2.2 16V	10/05-	3FY (EW12J4)	120	2230	ALT CA CA CA <b>6PK1000</b>
					<b>CT1138</b> <b>CT1138K1</b> <b>CT1138WP1</b>
2.7 HDi	10/05-	UHZ (DT17)	150	2720	ALT CA CA CA <b>6PK1885</b>
					<b>CT1117</b> <b>CT1117K1</b> <b>CT1118</b> <b>CT1118K1</b>
3.0 HDi	06/09-	DT20C	177	2992	ALT CA <b>6PK1885</b>
					<b>CT1117</b>
3.0 V6	10/05-	XFV (ES9A)	155	2946	ALT, AC CA, MTR-CODE: ES9A CA, MTR-CODE: ES9A <b>6PK1590</b>
					<b>CT1052</b> <b>CT1052K1</b>
407 SW (6E_)					
1.6 HDi 110	05/04-	9HY (DV6TED4)	80	1560	ALT, PS, AC ALT, (Valeo), FOR ALT: 150A, OE-NO 5702H4, 5705AS, 5705EY, ALT-No: TG15C020, TG15C028, TG15C053 ALT, (Valeo), ALT-No: TG15C118, FOR ALT: 150A, OE-NO 5705AS, 5705EY ALT, (Bosch), FOR ALT: 150A, OE-NO 5705 AS, 5705 NH, 5705 EY, ALT-No: 0 124 525 035 ALT, (Bosch), FOR ALT: 150A, OE-NO 5705 AS, 5705 NH, 5705 EY, ALT-No: 0 124 525 035 ⇒ORG-NO 10556 ORG-NO 10557⇒ CA, MTR-CODE: DV6TED4 <b>6PK1710</b> <b>AP9013</b> <b>AP9019</b> <b>AP9023</b> <b>AP9042</b> <b>VD1094</b> <b>VD1096</b>
					<b>CT1092</b> <b>CT1092K1</b> <b>CT1092WP1</b>
1.8	05/04-	6FZ (EW7J4)	85	1749	ALT, (AC) CA CA CA <b>6PK1710</b>
					<b>CT1138</b> <b>CT1138K1</b> <b>CT1138WP1</b>
1.8 16V	09/05-	6FY (EW7A)	92	1749	ALT CA, MTR-CODE: EW7A CA, MTR-CODE: EW7A <b>6PK1000</b>
					<b>CT1110</b> <b>CT1110K1</b>
2.0	05/04-	RFN (EW10J4)	100	1997	ALT, (AC) CA CA CA <b>6PK1710</b>
					<b>CT1138</b> <b>CT1138K1</b> <b>CT1138WP1</b>
2.0 16V	09/05-	RFJ (EW10A)	103	1997	ALT CA, MTR-CODE: EW10A CA, MTR-CODE: EW10A <b>6PK1000</b>
					<b>CT1110</b> <b>CT1110K1</b>
2.0 HDi	08/08-	RHR (DW10B TED4)	103	1997	ALT, (Valeo), FOR ALT: 180A, OE-NO 5705 AX, 5705 EE, ALT-No: FG18S048, FG18S017 ALT, (Valeo), FOR ALT: 150A, OE-NO 5705 NH, 5705 AS, 5705 EY, ALT-No: TG15C020, TG15C028, TG15C053 ALT, (Valeo), FOR ALT: 150A, OE-NO 5705 AS, 5705 NH, 5705 EY, ALT-No: TG15C118 ALT, (Bosch), FOR ALT: 150A, OE-NO 5705 AS, 5705 NH, 5705 EY, ALT-No: 0 124 525 035 <b>AP9013</b> <b>AP9013</b> <b>AP9019</b> <b>AP9023</b>

PEUGEOT





PEUGEOT

**PEUGEOT**

407 SW (6E\_)



						ALT, (Mitsubishi), FOR ALT: 180A, OE-NO 5705AX, 5705EE, ALT-No: A004TJ0084 ALT, (Bosch), FOR ALT: 150A, OE-NO 5705 AS, 5705 NH, 5705 EY, ALT-No: 0 124 525 035 CA CA CA	<b>AP9040</b> <b>AP9042</b>
	07/09-	RHH (DW10C TED4)	120			ALT CA CA	<b>6PK1244</b>
	02/10-	RHE (DW10C TED4)	110			ALT, (Valeo), FOR ALT: 150A, OE-NO 5705 NH, 5705 AS, 5705 EY, ALT-No: TG15C020, TG15C028, TG15C053 ALT, (Valeo), FOR ALT: 150A, OE-NO 5705 AS, 5705 NH, 5705 EY, ALT-No: TG15C118 ALT, (Bosch), FOR ALT: 150A, OE-NO 5705 AS, 5705 NH, 5705 EY, ALT-No: 0 124 525 035 ALT, (Mitsubishi), FOR ALT: 180A, OE-NO 5705AX, 5705EE, ALT-No: A004TJ0084 ALT, (Bosch), FOR ALT: 150A, OE-NO 5705 AS, 5705 NH, 5705 EY, ALT-No: 0 124 525 035	<b>AP9013</b> <b>AP9019</b> <b>AP9023</b> <b>AP9040</b> <b>AP9042</b>
2.0 HDi 135	05/04-	RHR (DW10B TED4)	100	1997		ALT, AC ALT, (Valeo), FOR ALT: 180A, OE-NO 5705 AX, 5705 EE, ALT-No: FG18S048, FG18S017 ALT, (Valeo), FOR ALT: 150A, OE-NO 5705 NH, 5705 AS, 5705 EY, ALT-No: TG15C020, TG15C028, TG15C053 ALT, (Valeo), FOR ALT: 150A, OE-NO 5705 AS, 5705 NH, 5705 EY, ALT-No: TG15C118 ALT, (Bosch), FOR ALT: 150A, OE-NO 5705 AS, 5705 NH, 5705 EY, ALT-No: 0 124 525 035 ALT, (Mitsubishi), FOR ALT: 180A, OE-NO 5705AX, 5705EE, ALT-No: A004TJ0084 ALT, (Bosch), FOR ALT: 150A, OE-NO 5705 AS, 5705 NH, 5705 EY, ALT-No: 0 124 525 035 ⇒09/2006, ⇒ORG-NO 10912 CA, WP CA, WP CA, WP	<b>6PK1217</b> <b>AP9013</b> <b>AP9013</b> <b>AP9019</b> <b>AP9023</b> <b>AP9040</b> <b>AP9042</b> <b>VD1092</b>
2.2	05/04-	3FZ (EW12J4)	116	2230		ALT, (AC) CA CA CA	<b>6PK1710</b>
2.2 16V	09/05-	3FY (EW12J4)	120	2230		ALT CA CA CA	<b>6PK1000</b>
2.2 HDi	06/08-	4HP (DW12B TED4)	120	2179		ALT ALT, (Valeo), FOR ALT: 180A, OE-NO 5705 AX, 5705 EE, ALT-No: FG18S048, FG18S017 ALT, (Valeo), FOR ALT: 150A, OE-NO 5705 NH, 5705 AS, 5705 EY, ALT-No: TG15C020, TG15C028, TG15C053 ALT, (Mitsubishi), FOR ALT: 180A, OE-NO 5705AX, 5705EE, ALT-No: A004TJ0084 CA CA	<b>6PK1205</b> <b>AP9013</b> <b>AP9013</b> <b>AP9040</b>
2.2 HDi 170	05/06-	4HT (DW12B TED4)	125	2179		ALT ALT, (Valeo), FOR ALT: 180A, OE-NO 5705 AX, 5705 EE, ALT-No: FG18S048, FG18S017 ALT, (Valeo), FOR ALT: 150A, OE-NO 5705 NH, 5705 AS, 5705 EY, ALT-No: TG15C020, TG15C028, TG15C053 ALT, (Mitsubishi), FOR ALT: 180A, OE-NO 5705AX, 5705EE, ALT-No: A004TJ0084 CA CA	<b>6PK1205</b> <b>AP9013</b> <b>AP9013</b> <b>AP9040</b>
2.7 HDi	10/05-	UHZ (DT17)	150	2720		ALT CA CA	<b>6PK1885</b>





## PEUGEOT

407 SW (6E_)							
					<b>CT1118</b> <b>CT1118K1</b>	INJP INJP	
3.0	05/04-	XFV (ES9A)	155	2946		ALT, AC CA, MTR-CODE: ES9A CA, MTR-CODE: ES9A	<b>6PK1590</b>
					<b>CT1052</b> <b>CT1052K1</b>		
5008							
1.6 16V	09/09-	EP6, 5FS (EP6C)	88	1598		ALT, (Mitsubishi), FOR ALT: 120A, OE-NO 5705KG, ALT-No: A003TG5281ZE, (-AC)	<b>AP9018</b>
		EP6CDT	115			ALT, (Mitsubishi), FOR ALT: 120A, OE-NO 5705KG, ALT-No: A003TG5281ZE, (-AC)	<b>AP9018</b>
1.6 HDi	09/09-	9HZ (DV6TED4)	80	1560		ALT, (-AC) ALT, (AC) ALT, (Valeo), FOR ALT: 150A, OE-NO 5705 NH, 5705 AS, 5705 EY, ALT-No: TG15C020, TG15C028, TG15C053 ALT, (Valeo), ALT-No: TG15C118, FOR ALT: 150A, OE-NO 5705AS, 5705EY ALT, (Bosch), FOR ALT: 150A, OE-NO 5705 AS, 5705 NH, 5705 EY, ALT-No: 0 124 525 035 ALT, (Bosch), FOR ALT: 150A, OE-NO 5705 AS, 5705 NH, 5705 EY, ALT-No: 0 124 525 035	<b>6PK800</b> <b>6PK976</b> <b>AP9013</b> <b>AP9019</b> <b>AP9023</b> <b>AP9042</b>
					<b>CT1092</b> <b>CT1092K1</b> <b>CT1092WP1</b>	CA CA CA	<b>VD1096</b>
	08/10-	9HR (DV6C)	82			ALT, (Valeo), FOR ALT: 150A, OE-NO 5705 NH, 5705 AS, 5705 EY, ALT-No: TG15C020, TG15C028, TG15C053, MTR-CODE: DV6TED4 ALT, (Valeo), FOR ALT: 150A, OE-NO 5705 AS, 5705 NH, 5705 EY, ALT-No: TG15C118 ALT, (Bosch), FOR ALT: 150A, OE-NO 5705 AS, 5705 NH, 5705 EY, ALT-No: 0 124 525 035 ALT, (Bosch), FOR ALT: 150A, OE-NO 5705 AS, 5705 NH, 5705 EY, ALT-No: 0 124 525 035	<b>AP9013</b> <b>AP9019</b> <b>AP9023</b> <b>AP9042</b>
2.0 HDi	02/12-		100	1997			<b>6PK1244</b>
					<b>CT1140</b> <b>CT1140K1</b>	CA CA	
	06/09-	RHE (DW10CTED4)	110			ALT CA CA	<b>6PK1244</b>
	09/09-	RHH (DW10CTED4)	120			ALT, (AC), MTR-CODE: DW10CTED4 CA, MTR-CODE: DW10CTED4 CA, MTR-CODE: DW10CTED4	<b>6PK1244</b>
					<b>CT1140</b> <b>CT1140K1</b>		
504 (A_, M_)							
1.8 (A01, A03)	07/68-02/71	XM	60	1796		ALT, WP, FAN	<b>AVX10X1175</b>
1.8 (M03)	01/71-06/83	XM7	58	1796		ALT PS	<b>AVX10X1175</b> <b>AVX10X800</b>
1.8 Injection (A02)	07/68-02/71	KF6, KF5	71	1796		ALT ALT	<b>AVX10X685</b> <b>AVX10X975</b>
1.9 D (M20)	03/73-07/86	XD4x88	40	1948		FAN, ⇒09/1979 VACP, ⇒09/1979 ALT, (LH), ⇒09/1979 ALT, ⇒09/1979	<b>AVX10X1150</b> <b>AVX10X650</b> <b>AVX10X725</b> <b>AVX10X750</b>
2.0 (A1, A13, MY1, MY3)	03/71-06/86	106 (XN1)	71	1971		ALT PS	<b>AVX10X1175</b> <b>AVX10X800</b>
2.0 TI (A12, A14)	01/71-06/83	107 (XN2)	78	1971		ALT, (AC), (PS), 01/1971⇒ ALT FAN PS	<b>AVX10X1000</b> <b>AVX10X700</b> <b>AVX10X888</b> <b>AVX10X900</b>
2.1 D (A20, M20)	02/71-07/86	XD4x90	48	2112		FAN, ⇒09/1981 VACP, ⇒09/1981 ALT, (LH), ⇒09/1981 ALT, ⇒09/1981	<b>AVX10X1150</b> <b>AVX10X650</b> <b>AVX10X725</b> <b>AVX10X750</b>
2.3 D (A40, A45)	07/75-12/83	134 (XD2)	51	2304		FAN, 08/1976⇒, ⇒06/1983 VACP, 08/1976⇒, ⇒06/1983 ALT, (LH), 08/1976⇒, ⇒06/1983 ALT, 08/1976⇒, ⇒06/1983	<b>AVX10X1150</b> <b>AVX10X650</b> <b>AVX10X725</b> <b>AVX10X750</b>
504 Break (D_, F_)							
1.8 (F01, E01)	04/71-07/86	XM7	54	1796		ALT, ⇒06/1983 FAN, 05/1973⇒, ⇒06/1983, CH-NO 1637019⇒	<b>AVX10X1175</b> <b>AVX10X875</b>
2.0 (D11, F11)	04/71-07/86	XN1	68	1971		ALT, ⇒06/1983 FAN, 05/1973⇒, ⇒06/1983, CH-NO	<b>AVX10X1175</b> <b>AVX10X875</b>


**PEUGEOT**
**PEUGEOT**
**504 Break (D\_, F\_)**

						1637019⇒	
2.1 D (E20, F20)	04/71-07/86	XD4x90	48	2112		FAN, ⇒09/1981 VACP, ⇒09/1981 ALT, (LH), ⇒09/1981 ALT, ⇒09/1981	AVX10X1150 AVX10X650 AVX10X725 AVX10X750
2.3 D (D40, F40)	07/75-07/86	134 (XD2)	51	2304		FAN, 08/1976⇒, ⇒06/1983 VACP, 08/1976⇒, ⇒06/1983 ALT, (LH), 08/1976⇒, ⇒06/1983 ALT, 08/1976⇒, ⇒06/1983	AVX10X1150 AVX10X650 AVX10X725 AVX10X750

**505 (551A)**

1.8	06/81-10/85	105 (XM7)	55	1796		ALT PS	AVX10X1175 AVX10X800
	01/82-10/85		60			ALT PS	AVX10X1175 AVX10X800
	09/85-10/86	105C (XM7A)	62			ALT, 10/1985⇒	AVX10X1175
2.0	11/80-12/85	106 (XN1)	71	1971		ALT PS	AVX10X1175 AVX10X800
					CT647	CA	
	09/85-09/91	106E (XN1A)	72			ALT PS CA	AVX10X1175 AVX10X800
					CT647		
2.0 TI,STI	08/79-10/86	829 (ZEJ)	81	1995		ALT PS PS	AVX10X1000 AVX10X775 AVX10X813
					CT647	CA, ⇒MTR-NO 53472 CA, ⇒MTR-NO 53472 CA, MTR-NO 53473⇒	
					CT647K1 CT749		
2.2	03/86-12/93	851X (ZDJL)	84	2165		ALT PS PS	AVX10X1000 AVX10X775 AVX10X813
					CT676 CT676K1 CT750 CT750K1	CA, ⇒MTR-NO 32027 CA, ⇒MTR-NO 32027 CA, MTR-NO 32028⇒ CA, MTR-NO 32028⇒	
	05/81-10/84	851 (ZDJ)	85			ALT PS PS	AVX10X1000 AVX10X775 AVX10X813
					CT676 CT676K1 CT750 CT750K1	CA, ⇒MTR-NO 32027 CA, ⇒MTR-NO 32027 CA, MTR-NO 32028⇒ CA	
2.2 GTI	08/83-12/93	851B (ZDJL)	90	2165		ALT PS PS	AVX10X1000 AVX10X775 AVX10X813
					CT676 CT676K1 CT750 CT750K1	CA, ⇒MTR-NO 32027 CA, ⇒MTR-NO 32027 CA, MTR-NO 32028⇒ CA, MTR-NO 32028⇒	
			96			ALT PS CA CA	AVX10X1000 AVX10X785
					CT750 CT750K1		
2.2 Turbo Injection	03/84-10/88	176B (N9TE)	114	2155		PS ALT, (ABS) ALT	AVX10X850 AVX10X925 AVX10X940
	01/86-12/87	176X (N9TE)	110			PS ALT, (PS) ALT AC	AVX10X865 AVX10X925 AVX10X930 AVX13X775
2.3 Turbo Diesel	09/80-06/86	147 (XD2S)	59	2304		PS FAN VACP, 05/1984⇒ VACP, ⇒05/1984 ALT, (BOSCH) ALT AC	AVX10X1050 AVX10X1125 AVX10X613 AVX10X650 AVX10X735 AVX10X750 AVX13X1000
2.5 Diesel	06/81-12/93	155 (XD3)	55	2498		PS FAN, (PS), (AC) FAN VACP, 05/1984⇒ VACP, ⇒05/1984 ALT, (LH) ALT, (BOSCH) ALT, (RH) AC	AVX10X1050 AVX10X1125 AVX10X1140 AVX10X600 AVX10X666 AVX10X725 AVX10X875 AVX10X875 AVX13X1000
					10/81-11/90		51





<b>PEUGEOT</b>							
<b>505 (551A)</b>							
						VACP, 05/1984⇒ VACP, ⇒05/1984 ALT, (LH) ALT, (BOSCH) ALT, (RH) AC	AVX10X600 AVX10X666 AVX10X725 AVX10X875 AVX10X875 AVX13X1000
2.5 Turbo Diesel	10/83-12/93	152A (XD3T)	66	2498		PS FAN VACP, 05/1984⇒ VACP, ⇒05/1984 ALT, (BOSCH) ALT AC	AVX10X1050 AVX10X1125 AVX10X613 AVX10X650 AVX10X735 AVX10X750 AVX13X1000
	10/86-12/93	152B (XD3TE)	77			PS FAN VACP ALT, (BOSCH) ALT AC	AVX10X1025 AVX10X1125 AVX10X613 AVX10X735 AVX10X750 AVX13X1000
	10/83-12/90	XD3T	70			PS VACP ALT AC	AVX10X1050 AVX10X650 AVX10X750 AVX13X1000
2.8 GTI V6	06/86-12/93	154X (ZN3J)	105	2849		ALT PS AC	AVX10X1050 AVX10X900 AVX13X1375
<b>505 Break (551D)</b>							
2.0	08/83-12/85	106 (XN1)	69	1971		ALT PS CA	AVX10X1175 AVX10X800
	09/85-11/87	106E (XN1A)	72		CT647	ALT PS	AVX10X1175 AVX10X800
	04/82-11/87		60			ALT PS	AVX10X1175 AVX10X813
2.2	01/86-12/93	851X (ZDJL)	84	2165		ALT PS PS CA, ⇒07/1991 CA, ⇒07/1991 CA, 08/1991⇒ CA, 08/1991⇒	AVX10X1000 AVX10X775 AVX10X813
	09/85-12/86	851B (ZDJL)	90	2165		ALT PS PS CA, ⇒MTR-NO 32027 CA, ⇒MTR-NO 32027 CA, MTR-NO 32028⇒ CA	AVX10X1000 AVX10X775 AVX10X813
2.5 Diesel	01/86-12/93	155 (XD3)	51	2498		PS FAN, (PS), (AC) FAN VACP ALT, (LH) ALT, (BOSCH) ALT, (RH) AC	AVX10X1050 AVX10X1125 AVX10X1140 AVX10X600 AVX10X725 AVX10X875 AVX10X875 AVX13X1000
	08/83-12/93		55			PS FAN, (PS), (AC) FAN VACP, 05/1984⇒ VACP, ⇒05/1984 ALT, (LH) ALT, (BOSCH) ALT, (RH) AC	AVX10X1050 AVX10X1125 AVX10X1140 AVX10X600 AVX10X666 AVX10X725 AVX10X875 AVX10X875 AVX13X1000
2.5 Turbo Diesel	10/85-11/87	152A (XD3T)	66	2498		PS ALT AC	AVX10X1050 AVX10X750 AVX13X1000
	10/86-12/93	152B (XD3TE)	77			PS WP VACP, CH-NO 1965001⇒ ALT AC	AVX10X1025 AVX10X1125 AVX10X613 AVX10X750 AVX13X1000
<b>508</b>							
1.6 THP	11/10-	EP6CDT	115	1598		ALT, (Mitsubishi), FOR ALT: 120A, OE-NO 5705KG, 5702J0, ALT-No: A 003 TG 3691ZE, A 003 TG 5281ZE	AP9018
1.6 VTi	11/10-	5FS (EP6C)	88	1598		ALT, (Mitsubishi), FOR ALT: 120A, OE-NO	AP9018

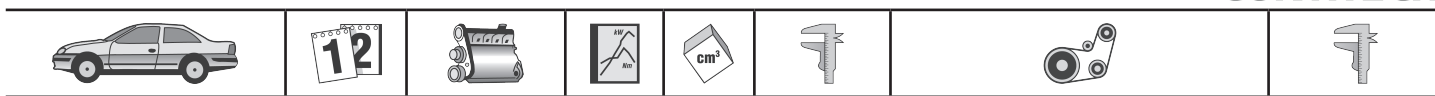
**PEUGEOT**



**PEUGEOT**

508 ↔	2.0 HDi	11/10-	RHH (DW10C TED4)	120	1997	CT1140 CT1140K1	ALT, (-START-STOP) CA CA	6PK1244
	508 SW							
	1.6 THP	11/10-	EP6CDT	115	1598		ALT, (Mitsubishi), FOR ALT: 120A, OE-NO 5705KG, 5702J0, ALT-No: A 003 TG 3691ZE, A 003 TG 5281ZE	AP9018
	1.6 VTi	11/10-	5FS (EP6C)	88	1598		ALT, (Mitsubishi), FOR ALT: 120A, OE-NO 5705KG, 5702J0, ALT-No: A 003 TG 3691ZE, A 003 TG 5281ZE	AP9018
	2.0 HDi	11/10-	RHH (DW10C TED4)	120	1997	CT1140 CT1140K1	ALT, (-START-STOP) CA CA	6PK1244
604 (561A.)								
	2.3 TD	09/79-05/83	147 (XD2S)	59	2304		PS WP VACP ALT ALT AC	AVX10X1050 AVX10X1125 AVX10X650 AVX10X740 AVX10X750 AVX13X1000
	2.5 TD	08/83-12/86	152A (XD3T)	66	2498		PS, ⇒06/1986 WP, ⇒06/1986 VACP, ⇒05/1984 ALT, ⇒06/1986 ALT, ⇒06/1986 AC, ⇒06/1986	AVX10X1050 AVX10X1125 AVX10X650 AVX10X740 AVX10X750 AVX13X1000
	2.7 SL	08/77-05/83	112 (ZM)	100	2664		ALT PS AC, ⇒01/1978, ⇒CH-NO 6564001 AC, 01/1978⇒, CH-NO 6564002⇒	AVX10X1090 AVX10X913 AVX13X1350 AVX13X1375
	2.7 TI,STI	08/77-05/83	140 (ZMJ)	106	2664		AC, (PEUGEOT) ALT PS AC, (SANKIO)	2XAVX13X1200 AVX10X1100 AVX10X913 AVX13X1375
	2.8 GTI	09/83-07/87	154A (ZMJK)	110	2849		AC, (PEUGEOT) ALT PS AC, (SANKIO)	2XAVX13X1350 AVX10X1100 AVX10X913 AVX13X1375
605 (6B)								
	2.0	02/90-09/99		79	1998	CT754 CT754K1 CT754K2	ALT, AC, FOR ALT: 60A, ⇒06/1995 ALT, AC, FOR ALT: 80A, FOR ALT: 90A, ⇒06/1995 ALT, (-AC), FOR ALT: 60A, ⇒06/1996 ALT, (-AC), FOR ALT: 80A, FOR ALT: 90A, ⇒06/1995 ALT, PS, (-AC), 07/1995⇒ ALT, PS, AC, 07/1995⇒ PS, ⇒06/1995	5PK1125 5PK1140 5PK690 5PK710 6PK1165 6PK1605 AVX10X1000
		06/89-09/99	RFZ (XU10J2Z)	89		CT754 CT754K1 CT754K2	ALT, AC, FOR ALT: 60A, ⇒06/1995 ALT, AC, FOR ALT: 80A, FOR ALT: 90A, ⇒06/1995 ALT, (-AC), FOR ALT: 60A, ⇒06/1996 ALT, (-AC), FOR ALT: 80A, FOR ALT: 90A, ⇒06/1995 ALT, PS, (-AC), 07/1995⇒ ALT, PS, AC, 07/1995⇒ PS, ⇒06/1995	5PK1125 5PK1140 5PK690 5PK710 6PK1165 6PK1605 AVX10X1000
			R5A (XU102C)	84		CT754 CT754K1	AC ALT, (AC) ALT PS CA CA	5PK1125 5PK698 5PK710 AVX10X1000
	2.0 16V	07/94-09/99	RFV (XU10J4R)	97	1998	CT955 CT955K1	ALT, PS, ⇒06/1995 ALT, PS, (-AC), 07/1995⇒ ALT, PS, AC, 07/1995⇒ ALT, PS, AC, ⇒06/1995	6PK1080 6PK1165 6PK1605 6PK1660
	2.0 Turbo	07/92-09/99	RGY (XU10J 2TE)	104	1998		PS ALT, AC, ⇒06/1995 ALT, (-AC), ⇒06/1995	4PK1028 5PK1150 5PK710





## PEUGEOT

**605 (6B)**

						ALT, PS, (-AC), 07/1995⇒ ALT, PS, AC, 07/1995⇒	6PK1165 6PK1605
	07/91-09/99	RGX (XU10J 2TE)	108		<b>CT754</b> <b>CT754K1</b>	CA CA	
						PS ALT, AC, ⇒06/1995 ALT, (-AC), ⇒06/1995 ALT, PS, (-AC), 07/1995⇒ ALT, PS, AC, 07/1995⇒	4PK1028 5PK1150 5PK710 6PK1165 6PK1605
2.1 D	06/89-07/95	P9A (XUD11A)	60	2138		CA CA	
					<b>CT775</b> <b>CT775K1</b>	CA CA	
						PS, ⇒06/1995 AC, ⇒06/1995 ALT, ⇒06/1995 ALT, PS, (-AC), 07/1995⇒ ALT, PS, AC, 07/1995⇒	4PK1028 5PK1200 5PK775 6PK1100 6PK1725
2.1 TD 12V	08/94-09/99	P8C (XUD11B TE)	80	2088		CA CA	
					<b>CT772</b> <b>CT772K1</b> <b>CT772WP1</b>	CA CA CA	
						ALT, PS, ⇒06/1995, (-AC) ALT, (-PS), (AC), ⇒06/1995 ALT, (-AC), ⇒06/1995 ALT, PS, (-AC), 07/1995⇒ ALT, (-AC), 07/1995⇒ ALT, (-PS), (AC), 07/1995⇒ ONLY WITH VD1088 MTR-CODE: XUD11ATE, (AUTOM), 06/1995⇒, ⇒ORG-NO 07237 MTR-CODE: XUD11BTE, (AUTOM) MTR-CODE: XUD11ATE, XUD11BTE, (MANL), 06/1995⇒	4PK1028 5PK1200 5PK775 6PK1100 6PK1110 6PK1725 6PK1725 MS01 VD1088 VD1088 VD1088
2.1 Turbo Diesel	06/89-09/99	PHZ (XUD11A TE)	80	2088		CA CA CA	
					<b>CT772</b> <b>CT772K1</b> <b>CT772WP1</b>	CA CA CA	
						ALT, PS, ⇒06/1995, (-AC) ALT, (-PS), (AC), ⇒06/1995 ALT, (-AC), ⇒06/1995 ALT, PS, (-AC), 07/1995⇒ ALT, (-AC), 07/1995⇒ ALT, (-PS), (AC), 07/1995⇒ ONLY WITH VD1088 MTR-CODE: XUD11ATE, (AUTOM), 06/1995⇒, ⇒ORG-NO 07237 MTR-CODE: XUD11BTE, (AUTOM) MTR-CODE: XUD11ATE, XUD11BTE, (MANL), 06/1995⇒	4PK1028 5PK1200 5PK775 6PK1100 6PK1110 6PK1725 6PK1725 MS01 VD1088 VD1088 VD1088
2.5 Turbo Diesel	07/94-09/99	THY (DK5ATE)	95	2446		CA CA CA	
					<b>CT891</b> <b>CT891K1</b>	CA CA CA	
						WP, 06/1996⇒ WP, ⇒05/1996 ALT, PS, (-AC), OE-NO 5750M0, 4007E7 ALT, PS, AC	3PK945 4PK945 6PK1200 6PK1863
3.0	10/89-09/99	UFZ (ZPJ)	123	2963		CA CA	
						PS WP, (AC) ALT WP, (-AC)	4PK635 5PK1387 5PK847 5PK847
3.0 SV 24	08/89-09/99	UKZ (ZPJ4/Z)	147	2963		CA CA	
						PS WP, AC ALT WP	4PK635 5PK1450 5PK847 5PK847
3.0 V6	04/97-09/99	XFZ (ES9J4)	140	2946		CA	
					<b>CT1052</b>	CA	6PK1600
<b>607 (9D, 9U)</b>							
2.0	02/00-	RFN (EW10J4)	100	1997		CA CA CA CA	6PK1710
					<b>CT1138</b> <b>CT1138K1</b> <b>CT1138WP1</b>	CA CA CA CA	
2.0 HDI	05/00-	RHZ (DW10ATED)	80	1997		CA CA	
						ALT, ⇒07/2004 ALT, ⇒07/2004, ⇒ORG-NO 09337 ALT, 08/2004⇒ ONLY WITH VD1080 ONLY WITH VD1095 ALT, (Valeo), FOR ALT: 150A, OE-NO 5705 AS, 5705 NH, 5705 EY, ALT-No: TG15C020, TG15C028, TG15C053 ALT, (Valeo), FOR ALT: 150A, OE-NO 5705	6PK1740 6PK1740D1 6PK1743 MS01 MS02 AP9013 AP9019

**PEUGEOT**





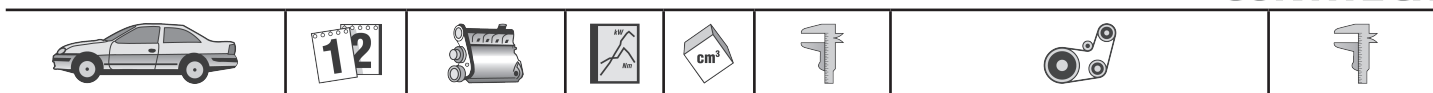
PEUGEOT

**PEUGEOT**

607 (9D, 9U)

					AS, 5705 NH, 5705 EY, ALT-No: TG15C118 ALT, (Bosch), FOR ALT: 150A, OE-NO 5705 AS, 5705 NH, 5705 EY, ALT-No: 0 124 525 035 ⇒ORG-NO 09519, ALT, (Valeo), FOR ALT: 150A, OE-NO 5705 AA, 5705 ER, ALT-No: SG15S018 ALT, (Bosch), ALT-No: 0124 615 027, FOR ALT: 150A, OE-NO 5705AA, 5705ER ⇒ORG-NO 09337 ORG-NO 09338⇒	<b>AP9023</b> <b>AP9038</b> <b>AP9042</b> <b>VD1080</b> <b>VD1095</b>
	09/05-	RHR (DW10B TED4)	100		<b>CT987</b> <b>CT987K2</b> <b>CT987WP2</b> CA, MTR-CODE: DW10ATED CA, MTR-CODE: DW10ATED CA, MTR-CODE: DW10ATED	
					ALT, AC ALT, (Valeo), FOR ALT: 150A, OE-NO 5705 AS, 5705 NH, 5705 EY, ALT-No: TG15C020, TG15C028, TG15C053 ALT, (Valeo), FOR ALT: 150A, OE-NO 5705 AS, 5705 NH, 5705 EY, ALT-No: TG15C118 ALT, (Bosch), FOR ALT: 150A, OE-NO 5705 AS, 5705 NH, 5705 EY, ALT-No: 0 124 525 035 ALT, (Mitsubishi), FOR ALT: 180A, OE-NO 5705AX, 5705EE, ALT-No: A004TJ0084 ALT, (Bosch), FOR ALT: 150A, OE-NO 5705 AS, 5705 NH, 5705 EY, ALT-No: 0 124 525 035 ⇒09/2006, ⇒ORG-NO 10912	<b>6PK1217</b> <b>AP9013</b> <b>AP9019</b> <b>AP9023</b> <b>AP9040</b> <b>AP9042</b> <b>VD1092</b>
					<b>CT1091</b> <b>CT1091K1</b> <b>CT1091WP1</b> CA CA CA	
2.0 HDi	03/01-07/04	RHS (DW10ATED)	79	1997	ALT, (AC) ALT, (AC), ⇒ORG-NO 09337 ALT, (Valeo), FOR ALT: 150A, OE-NO 5705 AS, 5705 NH, 5705 EY, ALT-No: TG15C020, TG15C028, TG15C053 ALT, (Valeo), FOR ALT: 150A, OE-NO 5705 AS, 5705 NH, 5705 EY, ALT-No: TG15C118 ALT, (Bosch), FOR ALT: 150A, OE-NO 5705 AS, 5705 NH, 5705 EY, ALT-No: 0 124 525 035 ALT, (Bosch), ALT-No: 0124 615 027, FOR ALT: 150A, OE-NO 5705AA, 5705ER ⇒ORG-NO 09337 ORG-NO 09338⇒	<b>6PK1740</b> <b>6PK1740D1</b> <b>AP9013</b> <b>AP9019</b> <b>AP9023</b> <b>AP9042</b> <b>VD1080</b> <b>VD1095</b>
					<b>CT987</b> <b>CT987K2</b> <b>CT987WP2</b> CA CA CA	
2.2 16V	02/00-	3FZ (EW12J4)	116	2230	ALT, PS, AC	<b>6PK1710</b>
					<b>CT1138</b> <b>CT1138K1</b> <b>CT1138WP1</b> CA CA CA	
	09/05-	3FY (EW12J4)	120		ALT, PS, AC	<b>6PK1710</b>
					<b>CT1138</b> <b>CT1138K1</b> <b>CT1138WP1</b> CA CA CA	
2.2 HDI	02/00-	4HX (DW 12TED4/FAP)	98	2179	ALT, ⇒11/2004 ALT, ⇒11/2004, ⇒ORG-NO 10247, (MANL) ALT, 12/2004⇒ ONLY WITH VD1080, ONLY WITH VD1095 ALT, (Valeo), FOR ALT: 150A, OE-NO 5705 NH, 5705 AS, 5705 EY, ALT-No: TG15C020, TG15C028, TG15C053 ALT, (Valeo), FOR ALT: 150A, OE-NO 5705 AS, 5705 NH, 5705 EY, ALT-No: TG15C118 ALT, (Bosch), FOR ALT: 150A, OE-NO 5705 AS, 5705 NH, 5705 EY, ALT-No: 0 124 525 035 ⇒ORG-NO 09519, ALT, (Valeo), FOR ALT: 150A, OE-NO 5705 AA, 5705 ER, ALT-No: SG15S018 ALT, (Mitsubishi), FOR ALT: 180A, OE-NO 5705AX, 5705EE, ALT-No: A004TJ0084 ALT, (Bosch), FOR ALT: 150A, OE-NO 5705 AS, 5705 NH, 5705 EY, ALT-No: 0 124 525 035 ⇒ORG-NO 10247, (MANL)	<b>6PK1740</b> <b>6PK1740D1</b> <b>6PK1743</b> <b>MS02</b> <b>AP9013</b> <b>AP9019</b> <b>AP9023</b> <b>AP9038</b> <b>AP9040</b> <b>AP9042</b> <b>VD1080</b>





## PEUGEOT

607 (9D, 9U)							
						ORG-NO 10248⇒, (MANL) (AUTOM) CA CA, ORG-NO 10011⇒	VD1095 VD1095
2.2 HDi	05/06-	4HT (DW12B TED4)	125	2179	CT1037 CT1037K2	ALT ALT, (Valeo), FOR ALT: 150A, OE-NO 5705 NH, 5705 AS, 5705 EY, ALT-No: TG15C020, TG15C028, TG15C053 ALT, (Valeo), FOR ALT: 150A, OE-NO 5705 AS, 5705 NH, 5705 EY, ALT-No: TG15C118 ALT, (Bosch), FOR ALT: 150A, OE-NO 5705 AS, 5705 NH, 5705 EY, ALT-No: 0 124 525 035 ALT, (Bosch), FOR ALT: 150A, OE-NO 5705 AS, 5705 NH, 5705 EY, ALT-No: 0 124 525 035	6PK1205 AP9013 AP9019 AP9023 AP9042
2.7 HDi 24V	12/04-	DT17TED4	150	2721	CT1142 CT1142K1	CA CA	
					CT1117 CT1117K1 CT1118 CT1118K1	ALT CA CA INJP INJP	6PK1885
3.0 V6 24V	02/00-	XFJ (ES9J4S)	152	2946	CT1052 CT1052K1	ALT, AC CA CA	6PK1590
	03/04-	XFV (ES9A)	155		CT1052 CT1052K1	ALT, (AC) CA CA	6PK1590
806 (221)							
1.8	07/95-08/02	LFW (XU7JP)	73	1761	CT754 CT754K1 CT754WP1	ALT, FOR ALT: 70A, FOR ALT: 80A ALT, FOR ALT: 90A ALT, AC CA CA CA	6PK1070 6PK1080 6PK1660
1.9 TD	07/95-08/02	DHX (XUD9TE)	66	1905	CT1061 CT1061K2 CT1061WP1	ALT ALT, AC VACP ONLY WITH VD1086 CA CA CA, ⇒ORG-NO 07389	6PK1100 6PK1725 AVX10X650 MS01 VD1086
	05/97-08/02	DHY (XUD9TE)	68		CT1061 CT1061K2 CT1061WP1	ALT ALT, AC ONLY WITH VD1086 CA CA CA, ⇒ORG-NO 07389	6PK1100 6PK1725 MS01 VD1086
2.0	06/94-08/02	RFU (XU10J2)	89	1998	CT754 CT754K1	ALT ALT ALT, AC HYDP CA CA	6PK1070 6PK1080 6PK1660 AVX10X1025
2.0 16V	05/98-09/00	RFV (XU10J4R)	97	1998	CT955 CT955K1	ALT, PS, (-AC), ⇒04/2000 ALT, PS, (-AC), 05/2000⇒ ALT, PS, AC, ⇒04/2000 ALT, PS, AC, 05/2000⇒ CA CA	6PK1165 6PK1190 6PK1605 6PK1710
	09/00-08/02	RFN (EW10J4)	100	1997	CT1138 CT1138K1 CT1138WP1	ALT, PS, (-AC) ALT, PS, AC CA CA CA	6PK1185 6PK1710
2.0 HDI	08/99-08/02	RHZ (DW10ATED)	80	1997		ALT, (-AC) ALT, (-AC) ALT, (AC), (SANDEN) ALT, (AC), (SANDEN) ALT, (AC), (DELPHI) ALT, (AC), (DELPHI) ONLY WITH VD1080 (AC), ALT, (Valeo), (Mitsubishi), FOR ALT: 150A, OE-NO 5705 4F, 5705 GC, ALT, (Valeo), FOR ALT: 150A, OE-NO 5705 AA,	6PK1468 6PK1468D1 6PK1740 6PK1740D1 6PK1750 6PK1750D2 MS01 AP9038

PEUGEOT



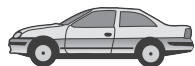


PEUGEOT

**PEUGEOT**

806 (221)						ALT, (Bosch), ALT-No: 0124 615 027, FOR ALT: 150A, OE-NO 5705AA, 5705ER	<b>AP9042</b>
							<b>VD1080</b>
					<b>CT1063</b>	CA, MTR-CODE: DW10ATED4	
					<b>CT1063K2</b>	CA, MTR-CODE: DW10ATED4	
					<b>CT987</b>	CA, MTR-CODE: DW10ATED	
					<b>CT987K1</b>	CA, MTR-CODE: DW10ATED, ⇒ORG-NO 08560	
					<b>CT987K2</b>	CA, MTR-CODE: DW10ATED, ORG-NO 08561⇒	
					<b>CT987WP1</b>	CA, MTR-CODE: DW10ATED, ⇒ORG-NO 08560	
					<b>CT987WP2</b>	CA, MTR-CODE: DW10ATED, ORG-NO 08561⇒	
2.0 HDI 16V	08/99-08/02	RHW (DW10ATED4)	80	1997		ALT, (-AC) ALT, (-AC) ALT, (AC), (SANDEN) ALT, (AC), (SANDEN) ALT, (AC), (DELPHI) ALT, (AC), (DELPHI) ONLY WITH VD1080 (AC), ALT, (Valeo), (Mitsubishi), FOR ALT: 150A, OE-NO 5705 4F, 5705 GC, ALT, (Valeo), FOR ALT: 150A, OE-NO 5705 AA, 5705 ER, ALT-No: SG15S018 ALT, (Bosch), ALT-No: 0124 615 027, FOR ALT: 150A, OE-NO 5705AA, 5705ER	<b>6PK1468</b> <b>6PK1468D1</b> <b>6PK1740</b> <b>6PK1740D1</b> <b>6PK1750</b> <b>6PK1750D2</b> <b>MS02</b> <b>AP9038</b>
					<b>CT1063</b>	CA, MTR-CODE: DW10ATED4	<b>AP9042</b>
					<b>CT1063K2</b>	CA, MTR-CODE: DW10ATED4	<b>VD1080</b>
					<b>CT1063WP1</b>	MTR-CODE: DW10ATED4, CA	
2.0 Turbo	06/94-08/02	RGX (XU10J 2TE)	108	1998		ALT ALT ALT, AC HYDP CA CA	<b>6PK1070</b> <b>6PK1080</b> <b>6PK1660</b> <b>AVX10X1025</b>
					<b>CT754</b>	CA	
					<b>CT754K1</b>	CA	
2.1 td 12V	06/96-08/99	P8C (XUD11B TE)	80	2088		ALT ALT, AC ONLY WITH VD1088	<b>6PK1100</b> <b>6PK1725</b> <b>MS01</b> <b>VD1088</b>
					<b>CT772</b>	CA	
					<b>CT772K1</b>	CA	
					<b>CT772WP1</b>	CA	
807 (E)							
2.0	06/02-	RFN (EW10J4)	100	1997		ALT, PS, (-AC) ALT, PS, AC CA CA CA	<b>6PK1185</b> <b>6PK1710</b>
					<b>CT1138</b>	CA	
					<b>CT1138K1</b>	CA	
					<b>CT1138WP1</b>	CA	
2.0 16V	09/05-	RFJ (EW10A)	103	1997		ALT CA CA	<b>6PK1000</b>
					<b>CT1110</b>	CA	
					<b>CT1110K1</b>	CA	
2.0 HDi	06/02-	RHW (DW10ATED4), RHT (DW10ATED4), RHM (DW10ATED4)	79	1997		ALT, (AC) ALT, (AC), ⇒ORG-NO 09519 ONLY WITH VD1080, ONLY WITH VD1095 ALT, (Valeo), FOR ALT: 180A, OE-NO 5705AX, 5705EE, ALT-No: FG 18 S 017 ALT, (Valeo), FOR ALT: 150A, OE-NO 5702H4, 5705AS, 5705EY, ALT-No: TG15C020, TG15C028, TG15C053 ALT, (Valeo), FOR ALT: 150A, OE-NO 5705 AS, 5705 NH, 5705 EY, ALT-No: TG15C118 ALT, (Bosch), FOR ALT: 150A, OE-NO 5705 AS, 5705 NH, 5705 EY, ALT-No: 0 124 525 035 ALT, (Valeo), FOR ALT: 150A, OE-NO 5705 AA, 5705 ER, ALT-No: SG15S018 ALT, (Mitsubishi), FOR ALT: 180A, OE-NO 5705AX, 5705EE, ALT-No: A004TJ0084 ALT, (Bosch), ALT-No: 0124 615 027, FOR ALT: 150A, OE-NO 5705AA, 5705ER, MTR-CODE: RHM, RHT, RHW ⇒ORG-NO 09519 ORG-NO 09520⇒	<b>6PK1740</b> <b>6PK1740D1</b> <b>MS02</b> <b>AP9013</b> <b>AP9013</b> <b>AP9019</b> <b>AP9023</b> <b>AP9038</b> <b>AP9040</b> <b>AP9042</b>
					<b>CT1063</b>	CA	<b>VD1080</b>
					<b>CT1063K2</b>	CA	<b>VD1095</b>
					<b>CT1063WP1</b>	CA	





## PEUGEOT

807 (E)

↔ 2.0 HDI	06/06-	RHR (DW10B TED4)	100	1997	<p>ALT ALT, (Valeo), FOR ALT: 180A, OE-NO 5705AX, 5705EE, ALT-No: FG 18 S 017 ALT, (Valeo), FOR ALT: 150A, OE-NO 5702H4, 5705AS, 5705EY, ALT-No: TG15C020, TG15C028, TG15C053 ALT, (Valeo), FOR ALT: 150A, OE-NO 5705 AS, 5705 NH, 5705 EY, ALT-No: TG15C118 ALT, (Bosch), FOR ALT: 150A, OE-NO 5705 AS, 5705 NH, 5705 EY, ALT-No: 0 124 525 035 ALT, (Mitsubishi), FOR ALT: 180A, OE-NO 5705AX, 5705EE, ALT-No: A004TJ0084 ALT, (Bosch), FOR ALT: 150A, OE-NO 5705 AS, 5705 NH, 5705 EY, ALT-No: 0 124 525 035 ⇒09/2006, ⇒ORG-NO 10912</p> <p><b>CT1091</b> CA <b>CT1091K1</b> CA <b>CT1091WP1</b> CA</p>	<p><b>6PK1740</b> <b>AP9013</b> <b>AP9013</b> <b>AP9019</b> <b>AP9023</b> <b>AP9040</b> <b>AP9042</b> <b>VD1092</b></p>
2.0 HDi	02/06-	RHK (DW10U TED4)	88	1997	<p>ALT ALT, (Valeo), FOR ALT: 180A, OE-NO 5705AX, 5705EE, ALT-No: FG18S048, FG18S017 ALT, (Valeo), FOR ALT: 150A, OE-NO 5705 NH, 5705 AS, 5705 EY, ALT-No: TG15C020, TG15C028, TG15C053 ALT, (Valeo), FOR ALT: 150A, OE-NO 5705 AS, 5705 NH, 5705 EY, ALT-No: TG15C118 ALT, (Bosch), FOR ALT: 150A, OE-NO 5705 AS, 5705 NH, 5705 EY, ALT-No: 0 124 525 035 ALT, (Mitsubishi), FOR ALT: 180A, OE-NO 5705AX, 5705EE, ALT-No: A004TJ0084 ALT, (Bosch), FOR ALT: 150A, OE-NO 5705 AS, 5705 NH, 5705 EY, ALT-No: 0 124 525 035</p> <p><b>CT1091</b> <b>CT1091K1</b> <b>CT1091WP1</b> CA CA CA</p>	<p><b>6PK1217</b> <b>AP9013</b> <b>AP9013</b> <b>AP9019</b> <b>AP9023</b> <b>AP9040</b> <b>AP9042</b></p>
	04/04-05/06	RHW (DW10ATED4)	80		<p>ALT ALT, (Valeo), FOR ALT: 180A, OE-NO 5705AX, 5705EE, ALT-No: FG18S048, FG18S017 ALT, (Valeo), FOR ALT: 150A, OE-NO 5705 NH, 5705 AS, 5705 EY, ALT-No: TG15C020, TG15C028, TG15C053 ALT, (Valeo), FOR ALT: 150A, OE-NO 5705 AS, 5705 NH, 5705 EY, ALT-No: TG15C118 ALT, (Bosch), FOR ALT: 150A, OE-NO 5705 AS, 5705 NH, 5705 EY, ALT-No: 0 124 525 035 ALT, (Mitsubishi), FOR ALT: 180A, OE-NO 5705AX, 5705EE, ALT-No: A004TJ0084 ALT, (Bosch), FOR ALT: 150A, OE-NO 5705 AS, 5705 NH, 5705 EY, ALT-No: 0 124 525 035</p> <p><b>CT1063</b> <b>CT1063K2</b> <b>CT1063WP1</b> CA CA CA</p>	<p><b>6PK1740</b> <b>AP9013</b> <b>AP9013</b> <b>AP9019</b> <b>AP9023</b> <b>AP9040</b> <b>AP9042</b> <b>VD1095</b></p>
	06/09-	RHH (DW10C TED4)	120		<p>ALT ALT, (Valeo), FOR ALT: 180A, OE-NO 5705AX, 5705EE, ALT-No: FG18S048, FG18S017 ALT, (Valeo), FOR ALT: 150A, OE-NO 5705 NH, 5705 AS, 5705 EY, ALT-No: TG15C020, TG15C028, TG15C053 ALT, (Valeo), FOR ALT: 150A, OE-NO 5705 AS, 5705 NH, 5705 EY, ALT-No: TG15C118 ALT, (Bosch), FOR ALT: 150A, OE-NO 5705 AS, 5705 NH, 5705 EY, ALT-No: 0 124 525 035 ALT, (Bosch), FOR ALT: 150A, OE-NO 5705 AS, 5705 NH, 5705 EY, ALT-No: 0 124 525 035</p> <p><b>CT1140</b> <b>CT1140K1</b> CA CA</p>	<p><b>6PK1244</b> <b>AP9013</b> <b>AP9013</b> <b>AP9019</b> <b>AP9023</b> <b>AP9042</b></p>





**PEUGEOT**

**PEUGEOT**

807 (E)							
↔ 2.2	06/02-	3FZ (EW12J4)	116	2230	CT1138 CT1138K1 CT1138WP1	ALT, PS ALT, AC, PS CA CA CA	6PK1185 6PK1710
2.2 HDi	06/02-	4HX (DW 12TED4/FAP)	94	2179	CT1037 CT1037K2	ALT, (AC) ALT, (AC), ⇒ORG-NO 10247 ONLY WITH VD1080, ONLY WITH VD1095 ALT, (Valeo), FOR ALT: 150A, OE-NO 5705 NH, 5705 AS, 5705 EY, ALT-No: TG15C020, TG15C028, TG15C053 ALT, (Valeo), FOR ALT: 150A, OE-NO 5705 AS, 5705 NH, 5705 EY, ALT-No: TG15C118 ALT, (Bosch), FOR ALT: 150A, OE-NO 5705 AS, 5705 NH, 5705 EY, ALT-No: 0 124 525 035 ALT, (Valeo), FOR ALT: 150A, OE-NO 5705 AA, 5705 ER, ALT-No: SG15S018 ALT, (Mitsubishi), FOR ALT: 180A, OE-NO 5705AX, 5705EE, ALT-No: A004TJ0084 ALT, (Bosch), ALT-No: 0124 615 027, FOR ALT: 150A, OE-NO 5705AA, 5705ER ⇒ORG-NO 10247 ORG-NO 10248⇒	6PK1740 6PK1740D1 MS02 AP9013  AP9019 AP9023  AP9038 AP9040 AP9042 VD1080 VD1095
	06/06-	4HT (DW12B TED4)	125		CT1142 CT1142K1	ALT ALT, (Valeo), FOR ALT: 150A, OE-NO 5705 NH, 5705 AS, 5705 EY, ALT-No: TG15C020, TG15C028, TG15C053 ALT, (Valeo), FOR ALT: 150A, OE-NO 5705 AS, 5705 NH, 5705 EY, ALT-No: TG15C118 ALT, (Bosch), FOR ALT: 150A, OE-NO 5705 AS, 5705 NH, 5705 EY, ALT-No: 0 124 525 035 ALT, (Bosch), FOR ALT: 150A, OE-NO 5705 AS, 5705 NH, 5705 EY, ALT-No: 0 124 525 035 CA CA	6PK1205 AP9013  AP9019 AP9023 AP9042
3.0 V6	06/02-	XFJ (ES9J4S)	150	2946	CT1052 CT1052K1	ALT, AC CA CA	6PK1590
BIPPER (AA_)							
1.4	02/08-	KFV (TU3A)	54	1360	CT1067 CT1067K1 CT1067WP1	ALT, (-AC) ALT, (AC) CA CA CA	6PK1225 6PK1564 VD1100
1.4 HDi	02/08-	8HS (DV4TD)	50	1398	CT1063 CT1063K1 CT1063WP2	ALT, (-AC) ALT, (AC) ALT, (Valeo), FOR ALT: 150A, OE-NO 5702H4, 5705AS, 5705EY, ALT-No: TG15C020, TG15C028, TG15C053 ALT, (Valeo), FOR ALT: 80A, OE-NO 5705 KC, 5702 H7, ALT-No: TG9B049, TG9B068 CA CA CA, MTR-CODE: DV4TED	6PK1352 6PK1710 AP9013  AP9019 VD1096
BIPPER Tepee							
1.4 HDi	04/08-	8HS (DV4TD)	50	1398	CT1063 CT1063K1 CT1063WP2	ALT, (-AC) ALT, (AC) ALT, (Valeo), FOR ALT: 80A, OE-NO 5705 KC, 5702 H7, ALT-No: TG9B049, TG9B068 CA CA CA, MTR-CODE: DV4TED	6PK1352 6PK1710 AP9019 VD1096
BOXER Bus							
2.2 HDi 100	04/06-	4HV (P22DTE)	74	2198		PS PS, (AC)  ALT, (AC) ALT, (-AC) ALT, PS, (-AC), 2 BELTS	4PK922 ELAST 4PK922 ELAST T1 6PK1670 6PK873 ELAST 6PK873 ELAST T1





## PEUGEOT

### BOXER Bus

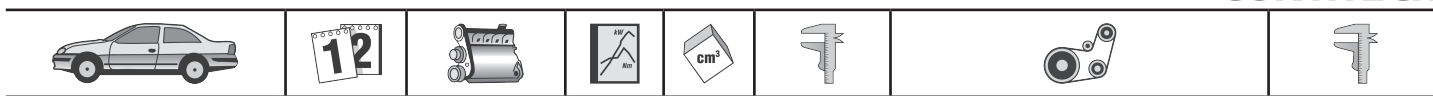
					ALT, (Bosch), FOR ALT: 150A, ALT-No: 0 121 615 002	<b>AP9048</b>
2.2 HDi 110	03/11-		81	2198	PS PS, (AC)  ALT, (AC) ALT, (-AC) ALT, PS, (-AC), 2 BELTS  ALT, (Bosch), FOR ALT: 150A, ALT-No: 0 121 615 002	<b>4PK922 ELAST 4PK922 ELAST T1 6PK1670 6PK873 ELAST 6PK873 ELAST T1 AP9048</b>
2.2 HDi 120	04/06-	4HU (P22DTE)	88	2198	PS PS, (AC)  ALT, (AC) ALT, (-AC) ALT, PS, (-AC), 2 BELTS  ALT, (Bosch), FOR ALT: 150A, ALT-No: 0 121 615 002	<b>VD1098 4PK922 ELAST 4PK922 ELAST T1 6PK1670 6PK873 ELAST 6PK873 ELAST T1 AP9048</b>
2.2 HDi 130	03/11-		96	2198	PS PS, (AC)  ALT, (AC) ALT, (-AC) ALT, PS, (-AC), 2 BELTS  ALT, (Bosch), FOR ALT: 150A, ALT-No: 0 121 615 002	<b>VD1098 4PK922 ELAST 4PK922 ELAST T1 6PK1670 6PK873 ELAST 6PK873 ELAST T1 AP9048</b>
3.0 HDi 145	04/10-		107	2999	AC ALT	<b>4PK1102 ELAST 6PK1165</b>
3.0 HDi 160	04/06-	F1CE0481D (FG30DT)	116	2999	AC ALT	<b>4PK1102 ELAST 6PK1165</b>
3.0 HDi 175	03/11-		130	2999	AC ALT	<b>4PK1102 ELAST 6PK1165</b>
<b>BOXER Bus (230P)</b>						
1.9 D	03/94-04/02	D9B (XUD9AU)	51	1905	PS, 01/1997⇒ ALT, AC ALT PS, ⇒12/1996 ONLY WITH VD1086 (-PS) CA CA CA, ⇒ORG-NO 07389	<b>4PK755 6PK1153 6PK730 AVX10X710 MS01 VD1086</b>
1.9 TD	08/94-04/02	DHY (XUD9TE)	66	1905	PS, 12/1996⇒ ALT, AC ALT VACP PS, ⇒12/1996 ONLY WITH VD1086 (-PS) CA CA CA, ⇒ORG-NO 07389	<b>4PK755 6PK1153 6PK730 AVX10X650 AVX10X710 MS01 VD1086</b>
	03/94-04/02	D8C (XUD9UTF)	68		PS, 12/1996⇒ ALT, AC ALT VACP PS, ⇒12/1996 ONLY WITH VD1086 (-PS) CA CA CA, ⇒ORG-NO 07389	<b>4PK755 6PK1153 6PK730 AVX10X650 AVX10X710 MS01 VD1086</b>
1.9 TD 4x4	07/96-04/02	D8C (XUD9UTF)	68	1905	PS, 12/1996⇒ ALT, AC ALT VACP PS, ⇒12/1996 ONLY WITH VD1086 (-PS) CA CA CA, ⇒ORG-NO 07389	<b>4PK755 6PK1153 6PK730 AVX10X650 AVX10X710 MS01 VD1086</b>


**PEUGEOT**
**PEUGEOT**
**BOXER Bus (230P)**

2.0 i

	03/94-04/02	RFW (XU10J2)	80	1998		PS, 01/1997⇒ ALT, AC ALT PS, ⇒12/1996 CA CA	4PK755 6PK1095 6PK698 AVX10X710
					<b>CT865</b> <b>CT865K1</b>		
2.0 i 4x4	08/96-04/02	RFW (XU10J2)	80	1998		PS, 01/1997⇒ ALT, AC ALT PS, ⇒12/1996 CA CA	4PK755 6PK1095 6PK698 AVX10X710
					<b>CT865</b> <b>CT865K1</b>		
2.5 D	08/94-04/02	T9A (DJ5)	63	2446		WP, 06/1996⇒ WP, ⇒05/1996 ALT, PS ALT, (-PS) AC CA CA	3PK866 4PK866 6PK1015 6PK800 6PK915
					<b>CT891</b> <b>CT891K1</b>		
2.5 D 4x4	07/96-04/02	T9A (DJ5)	63	2446		WP ALT, PS ALT, (-PS) AC CA CA	3PK866 6PK1015 6PK800 6PK915
					<b>CT891</b> <b>CT891K1</b>		
2.5 TD	07/94-04/02	T8A (DJ5T)	76	2446		WP, 06/1996⇒ WP, ⇒05/1996 ALT, PS ALT, (-PS) AC CA CA	3PK945 4PK945 6PK1015 6PK800 6PK915
					<b>CT891</b> <b>CT891K1</b>		
2.5 TD 4x4	07/96-04/02	T8A (DJ5T)	76	2446		ALT, PS ALT, (-PS) AC CA CA	6PK1015 6PK800 6PK915
					<b>CT891</b> <b>CT891K1</b>		
2.5 TDI	01/97-04/02	THX (DJ5TED)	79	2446		WP ALT, PS ALT, (-PS) AC CA CA	3PK945 6PK1015 6PK800 6PK915
					<b>CT951</b> <b>CT951K1</b>		
2.5 TDI 4x4	01/97-04/02	THX (DJ5TED)	79	2446		WP ALT, PS ALT, (-PS) AC CA CA	3PK945 6PK1015 6PK800 6PK915
					<b>CT951</b> <b>CT951K1</b>		
2.8 DTiC	10/97-09/00	8140.43 (F28DT)	90	2798		AC ALT, ⇒MTR-NO 2976897 ALT, MTR-NO 2976898⇒ CA CA	5PK1100 6PK915 6PK948
					<b>CT1034</b> <b>CT1034K1</b>		
2.8 HDi	11/00-04/02	8140.43S (F28DTCR)	94	2798		AC ALT, PS, (MANL) ALT, PS, (AUTOM) ALT, (AUTOM) ONLY WITH VD1062 (-AC) CA CA	5PK1100 6PK948 6PK995 6PK995D1 MS27 VD1062
					<b>CT1038</b> <b>CT1038K1</b>		
2.8 HDi	10/00-11/01	8140.43S (F28DTCR)	93	2798		AC ALT, PS, (MANL) ALT, PS, (AUTOM) ALT, (AUTOM) ONLY WITH VD1062 (-AC) CA CA	5PK1100 6PK948 6PK995 6PK995D1 MS27 VD1062
					<b>CT1038</b> <b>CT1038K1</b>		
2.8 HDi 4x4	10/00-04/02	8140.43S (F28DTCR)	94	2798		AC ALT, PS, (MANL) ALT, PS, (AUTOM) ALT, (AUTOM) ONLY WITH VD1062 (-AC) CA CA	5PK1100 6PK948 6PK995 6PK995D1 MS27 VD1062
					<b>CT1038</b> <b>CT1038K1</b>		





## PEUGEOT

### BOXER Bus (244, Z\_)

↔ 2.0	04/02-	RFL (XU10J2U)	81	1998	PS ALT, AC ALT, (-AC) CA CA	4PK755 6PK1100 6PK698
					<b>CT865</b> <b>CT865K1</b>	
2.0 HDi	04/02-	RHV (DW10UTD), RHV (DW10TD)	62	1997	PS ALT, AC ALT, PS, (-AC), ⇒05/2004 MTR-CODE: DW10TD, ⇒04/2004, ALT, PS, (-AC) ALT, (-AC), 06/2004⇒ ONLY WITH VD1080 ALT, (Valeo), FOR ALT: 150A, OE-NO 5705AS, 5702NH, 5705EY, ALT-No: TG15C020, TG15C028, TG15C053 ALT, (Valeo), FOR ALT: 150A, OE-NO 5705 AS, 5705 NH, 5705 EY, ALT-No: TG15C118 ALT, (Bosch), FOR ALT: 150A, OE-NO 5705 AS, 5705 NH, 5705 EY, ALT-No: 0 124 525 035 ALT, (Valeo), FOR ALT: 150A, OE-NO 5705 AA, 5705 ER, ALT-No: SG15S018 ALT, (Bosch), ALT-No: 0124 615 027, FOR ALT: 150A, OE-NO 5705AA, 5705ER (-AC) CA CA CA	4PK755 6PK1185 6PK1468 6PK1468D1  6PK875 MS02 AP9013  AP9019 AP9023  AP9038 AP9042 VD1080
					<b>CT987</b> <b>CT987K1</b> <b>CT987WP1</b>	
2.2 HDi	04/02-	4HY (DW12U TED)	74	2179	PS ALT, AC ALT, PS, (-AC), ⇒05/2004 ALT, PS, (-AC) ALT, (-AC), 06/2004⇒ ONLY WITH VD1080 ALT, (Valeo), FOR ALT: 150A, OE-NO 5705AS, 5702NH, 5705EY, ALT-No: TG15C020, TG15C028, TG15C053 ALT, (Valeo), FOR ALT: 150A, OE-NO 5705 AS, 5705 NH, 5705 EY, ALT-No: TG15C118 ALT, (Bosch), FOR ALT: 150A, OE-NO 5705 AS, 5705 NH, 5705 EY, ALT-No: 0 124 525 035 ALT, (Valeo), FOR ALT: 150A, OE-NO 5705 AA, 5705 ER, ALT-No: SG15S018 ALT, (Bosch), FOR ALT: 150A, OE-NO 5705 AS, 5705 NH, 5705 EY, ALT-No: 0 124 525 035 (-AC) CA CA, 04/2004⇒	4PK755 6PK1185 6PK1468 6PK1468D1 6PK875 MS02 AP9013  AP9019 AP9023  AP9038 AP9042 VD1080
					<b>CT1100</b> <b>CT1100K2</b>	
2.8 HDi	04/02-	8140.43S (F28DTCR)	94	2798	AC ALT, PS, (MANL) ALT, PS, (AUTOM) ALT, (AUTOM) ONLY WITH VD1062 (-AC) CA CA	5PK1100 6PK948 6PK995 6PK995D1 MS27 VD1062
	04/04-	8140.43N	107		AC ALT, (MANL) ALT, (AUTOM) ONLY WITH VD1062 (-AC) CA CA	5PK1100 6PK948 6PK995 MS27 VD1062
					<b>CT1038</b> <b>CT1038K1</b>	
2.8 HDi 4x4	04/02-	8140.43S (F28DTCR)	94	2798	AC ALT, PS, (MANL) ALT, PS, (AUTOM) ALT, (AUTOM) ONLY WITH VD1062 (-AC) CA CA	5PK1100 6PK948 6PK995 6PK995D1 MS27 VD1062
					<b>CT1038</b> <b>CT1038K1</b>	
<b>BOXER Kasten</b>						
2.2 HDi 100	04/06-	4HV (P22DTE)	74	2198	PS PS, (AC)  ALT, (AC)	4PK922 ELAST 4PK922 ELAST T1 6PK1670





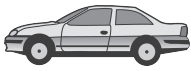

**PEUGEOT**
**PEUGEOT**
**BOXER Kasten**

						ALT, (-AC) ALT, PS, (-AC), 2 BELTS	6PK873 ELAST 6PK873 ELAST T1 AP9048
2.2 HDi 110	03/11-		81	2198		ALT, (Bosch), FOR ALT: 150A, ALT-No: 0 121 615 002 PS PS, (AC)	4PK922 ELAST 4PK922 ELAST T1 6PK1670 6PK873 ELAST 6PK873 ELAST T1 AP9048
2.2 HDi 120	04/06-	4HU (P22DTE)	88	2198		ALT, (AC) ALT, (-AC) ALT, PS, (-AC), 2 BELTS ALT, (Bosch), FOR ALT: 150A, ALT-No: 0 121 615 002	VD1098 4PK922 ELAST 4PK922 ELAST T1 6PK1670 6PK873 ELAST 6PK873 ELAST T1 AP9048
2.2 HDi 130	03/11-		96	2198		PS PS, (AC) ALT, (AC) ALT, (-AC) ALT, PS, (-AC), 2 BELTS ALT, (Bosch), FOR ALT: 150A, ALT-No: 0 121 615 002	VD1098 4PK922 ELAST 4PK922 ELAST T1 6PK1670 6PK873 ELAST 6PK873 ELAST T1 AP9048
3.0 HDi 145	04/10-		107	2999		AC ALT	VD1098 4PK1102 ELAST 6PK1165
3.0 HDi 160	04/06-	F1CE0481D (FG30DT)	116	2999		AC ALT	4PK1102 ELAST 6PK1165
3.0 HDi 175	03/11-		130	2999		AC ALT	4PK1102 ELAST 6PK1165

**BOXER Kasten (230L)**

1.9 D	07/99-04/02	DJY (XUD9A)	50	1905		PS ALT, AC ALT ONLY WITH VD1086 (-PS) CA CA CA	4PK755 6PK1153 6PK730 MS01 VD1086
	03/94-04/02	D9B (XUD9AU)	51		CT1061 CT1061K2 CT1061WP1	PS, 01/1997⇒ ALT, AC ALT PS, ⇒12/1996 ONLY WITH VD1086 (-PS) CA CA	4PK755 6PK1153 6PK730 AVX10X710 MS01 VD1086
1.9 DT 4x4	03/96-09/98	XUD9TE	66	1905		PS ALT, (AC), FOR ALT: 80A ALT, (AC), FOR ALT: 120A ALT, (-AC) CA CA CA	4PK755 6PK1145 6PK1153 6PK730
1.9 TD	07/99-04/02	XUD9TE	66	1905		CA, ⇒01/1997 PS ALT, (AC), FOR ALT: 80A ALT, (AC), FOR ALT: 120A ALT, (-AC) ONLY WITH VD1086 (-PS) CA CA	4PK755 6PK1145 6PK1153 6PK730 MS01 VD1086
	03/94-04/02	D8C (XUD9UTF)	68		CT1061 CT1061K2	PS, 12/1996⇒ ALT, AC ALT VACP PS, ⇒12/1996	4PK755 6PK1153 6PK730 AVX10X650 AVX10X710





## PEUGEOT

BOXER Kasten (230L)

						ONLY WITH VD1086 (-PS) CA CA CA CA	MS01 VD1086
2.0 HDI	08/01-04/02	RHV (DW10UTD)	62	1997	CT1061 CT1061K2 CT1061WP1	PS ALT, AC ALT, PS, (-AC), ⇒05/2004 MTR-CODE: DW10TD, ALT, PS, (-AC) ONLY WITH VD1080 ALT, (Bosch), ALT-No: 0124 615 027, FOR ALT: 150A, OE-NO 5705AA, 5705ER (-AC)	4PK755 6PK1185 6PK1468 6PK1468D1 MS02 AP9042 VD1080
2.0 i	06/94-04/02	RFW (XU10J2)	80	1998	CT987 CT987K1 CT987WP1	PS, 01/1997⇒ ALT, AC ALT PS, ⇒12/1996 CA CA	4PK755 6PK1095 6PK698 AVX10X710
2.5 D	03/94-04/02	T9A (DJ5)	63	2446	CT865 CT865K1	WP, 06/1996⇒ WP, ⇒05/1996 ALT, PS ALT, (-PS) AC CA CA	3PK866 4PK866 6PK1015 6PK800 6PK915
2.5 D 4x4	07/99-04/02	T9A (DJ5)	63	2446	CT891 CT891K1	WP ALT, PS ALT, (-PS) AC CA CA	3PK866 6PK1015 6PK800 6PK915
2.5 TD	03/94-04/02	T8A (DJ5T)	76	2446	CT891 CT891K1	WP, 06/1996⇒ WP, ⇒05/1996 ALT, PS ALT, (-PS) AC CA CA	3PK945 4PK945 6PK1015 6PK800 6PK915
2.5 TDI	01/97-04/02	THX (DJ5TED)	79	2446	CT951 CT951K1	WP ALT, PS ALT, (-PS) AC CA CA	3PK945 6PK1015 6PK800 6PK915
2.5 TDI 4x4	07/99-04/02	THX (DJ5TED)	79	2446	CT951 CT951K1	WP ALT, PS ALT, (-PS) AC CA CA	3PK945 6PK1015 6PK800 6PK915
2.8 DTiC	10/97-09/00	8140.43 (F28DT)	90	2798	CT1034 CT1034K1	AC ALT, ⇒MTR-NO 2976897 ALT, MTR-NO 2976898⇒ CA CA	5PK1100 6PK915 6PK948
2.8 HDI	11/00-04/02	8140.43S (F28DTCR)	94	2798	CT1038 CT1038K1	AC ALT, PS, (MANL) ALT, PS, (AUTOM) ALT, (AUTOM) ONLY WITH VD1062 (-AC) CA CA	5PK1100 6PK948 6PK995 6PK995D1 MS27 VD1062
2.8 HDi	10/00-11/01	8140.43S (F28DTCR)	93	2798	CT1038 CT1038K1	AC ALT, PS, (MANL) ALT, PS, (AUTOM) ALT, (AUTOM) ONLY WITH VD1062 (-AC) CA CA	5PK1100 6PK948 6PK995 6PK995D1 MS27 VD1062
2.8 HDi 4x4	10/00-04/02	8140.43S (F28DTCR)	94	2798		AC ALT, PS, (MANL) ALT, PS, (AUTOM)	5PK1100 6PK948 6PK995

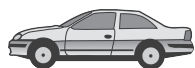

**PEUGEOT**
**PEUGEOT**
**BOXER Kasten (230L)**

						ALT, (AUTOM) ONLY WITH VD1062 (-AC) CA CA	<b>6PK995D1</b> <b>MS27</b> <b>VD1062</b>
					<b>CT1038</b> <b>CT1038K1</b>		

**BOXER Kasten (244)**

2.0	04/02-	RFL (XU10J2U)	81	1998		PS ALT, AC ALT, (-AC)	<b>4PK755</b> <b>6PK1100</b> <b>6PK698</b>
					<b>CT865</b> <b>CT865K1</b>	CA CA	
2.0 HDi	04/02-	RHV (DW10UTD), RHV (DW10TD)	62	1997		PS ALT, AC ALT, PS, (-AC), ⇨05/2004 ⇨04/2004, ALT, PS, (-AC) ALT, (-AC), 06/2004⇨ ONLY WITH VD1080 ALT, (Valeo), FOR ALT: 150A, OE-NO 5705AS, 5702NH, 5705EY, ALT-No: TG15C020, TG15C028, TG15C053 ALT, (Valeo), FOR ALT: 150A, OE-NO 5705 AS, 5705 NH, 5705 EY, ALT-No: TG15C118 ALT, (Bosch), FOR ALT: 150A, OE-NO 5705 AS, 5705 NH, 5705 EY, ALT-No: 0 124 525 035 ALT, (Valeo), FOR ALT: 150A, OE-NO 5705 AA, 5705 ER, ALT-No: SG15S018 ALT, (Bosch), ALT-No: 0124 615 027, FOR ALT: 150A, OE-NO 5705AA, 5705ER (-AC)	<b>4PK755</b> <b>6PK1185</b> <b>6PK1468</b> <b>6PK1468D1</b> <b>6PK875</b> <b>MS02</b> <b>AP9013</b>  <b>AP9019</b>  <b>AP9023</b>  <b>AP9038</b>  <b>AP9042</b>  <b>VD1080</b>
					<b>CT987</b> <b>CT987K1</b> <b>CT987WP1</b>	CA CA CA	
2.2 HDi	04/02-	4HY (DW12U TED)	74	2179		PS ALT, AC ALT, PS, (-AC), ⇨05/2004 ALT, PS, (-AC) ALT, (-AC), 06/2004⇨ ONLY WITH VD1080 ALT, (Valeo), FOR ALT: 150A, OE-NO 5705AS, 5702NH, 5705EY, ALT-No: TG15C020, TG15C028, TG15C053 ALT, (Valeo), FOR ALT: 150A, OE-NO 5705 AS, 5705 NH, 5705 EY, ALT-No: TG15C118 ALT, (Bosch), FOR ALT: 150A, OE-NO 5705 AS, 5705 NH, 5705 EY, ALT-No: 0 124 525 035 ALT, (Valeo), FOR ALT: 150A, OE-NO 5705 AA, 5705 ER, ALT-No: SG15S018 ALT, (Bosch), FOR ALT: 150A, OE-NO 5705 AS, 5705 NH, 5705 EY, ALT-No: 0 124 525 035 (-AC)	<b>4PK755</b> <b>6PK1185</b> <b>6PK1468</b> <b>6PK1468D1</b> <b>6PK875</b> <b>MS02</b> <b>AP9013</b>  <b>AP9019</b>  <b>AP9023</b>  <b>AP9038</b>  <b>AP9042</b>  <b>VD1080</b>
					<b>CT1100</b> <b>CT1100K2</b>	CA CA, 04/2004⇨	
2.8 HDi	04/02-	8140.43S (F28DTCR)	94	2798		AC ALT, PS, (MANL) ALT, PS, (AUTOM) ALT, (AUTOM) ONLY WITH VD1062 (-AC)	<b>5PK1100</b> <b>6PK948</b> <b>6PK995</b> <b>6PK995D1</b> <b>MS27</b> <b>VD1062</b>
					<b>CT1038</b> <b>CT1038K1</b>	CA CA	
	04/04-	8140.43N	107			AC ALT, PS, (MANL) ALT, PS, (AUTOM) ONLY WITH VD1062 (-AC)	<b>5PK1100</b> <b>6PK948</b> <b>6PK995</b> <b>MS27</b> <b>VD1062</b>
					<b>CT1038</b> <b>CT1038K1</b>	CA CA	
2.8 HDi 4x4	04/02-	8140.43S (F28DTCR)	94	2798		AC ALT, PS, (MANL) ALT, PS, (AUTOM) ALT, (AUTOM) ONLY WITH VD1062 (-AC)	<b>5PK1100</b> <b>6PK948</b> <b>6PK995</b> <b>6PK995D1</b> <b>MS27</b> <b>VD1062</b>
					<b>CT1038</b> <b>CT1038K1</b>	CA CA	





## PEUGEOT

### BOXER Pritsche/Fahrgestell

↔ 2.2 HDi 100	04/06-	4HV (P22DTE)	74	2198	PS PS, (AC)  ALT, (AC) ALT, (-AC) ALT, PS, (-AC), 2 BELTS  ALT, (Bosch), FOR ALT: 150A, ALT-No: 0 121 615 002	4PK922 ELAST 4PK922 ELAST T1 6PK1670 6PK873 ELAST 6PK873 ELAST T1 AP9048
2.2 HDi 110	03/11-		81	2198	PS PS, (AC)  ALT, (AC) ALT, (-AC) ALT, PS, (-AC), 2 BELTS  ALT, (Bosch), FOR ALT: 150A, ALT-No: 0 121 615 002	4PK922 ELAST 4PK922 ELAST T1 6PK1670 6PK873 ELAST 6PK873 ELAST T1 AP9048
2.2 HDi 120	04/06-	4HU (P22DTE)	88	2198	PS PS, (AC)  ALT, (AC) ALT, (-AC) ALT, PS, (-AC), 2 BELTS  ALT, (Bosch), FOR ALT: 150A, ALT-No: 0 121 615 002	VD1098 4PK922 ELAST 4PK922 ELAST T1 6PK1670 6PK873 ELAST 6PK873 ELAST T1 AP9048
2.2 HDi 130	03/11-		96	2198	PS PS, (AC)  ALT, (AC) ALT, (-AC) ALT, PS, (-AC), 2 BELTS  ALT, (Bosch), FOR ALT: 150A, ALT-No: 0 121 615 002	VD1098 4PK922 ELAST 4PK922 ELAST T1 6PK1670 6PK873 ELAST 6PK873 ELAST T1 AP9048
3.0 HDi 145	04/10-		107	2999	AC ALT	4PK1102 ELAST 6PK1165
3.0 HDi 160	04/06-	F1CE0481D (FG30DT)	116	2999	AC ALT	4PK1102 ELAST 6PK1165
3.0 HDi 175	03/11-		130	2999	AC ALT	4PK1102 ELAST 6PK1165

### BOXER Pritsche/Fahrgestell (244)

2.0 HDi	04/02-	RHV (DW10UTD), RHV (DW10TD)	62	1997	PS ALT, AC ALT, PS, (-AC), ⇒05/2004 MTR-CODE: DW10TD, ⇒04/2004, ALT, PS, (-AC) ALT, (-AC), 06/2004⇒ ONLY WITH VD1080 ALT, (Valeo), FOR ALT: 150A, OE-NO 5705AS, 5702NH, 5705EY, ALT-No: TG15C020, TG15C028, TG15C053 ALT, (Valeo), FOR ALT: 150A, OE-NO 5705 AS, 5705 NH, 5705 EY, ALT-No: TG15C118 ALT, (Bosch), FOR ALT: 150A, OE-NO 5705 AS, 5705 NH, 5705 EY, ALT-No: 0 124 525 035 ALT, (Valeo), FOR ALT: 150A, OE-NO 5705 AA, 5705 ER, ALT-No: SG15S018 ALT, (Bosch), ALT-No: 0124 615 027, FOR ALT: 150A, OE-NO 5705AA, 5705ER (-AC)  CT987 CA CT987K1 CA CT987WP1	4PK755 6PK1185 6PK1468 6PK1468D1  6PK875 MS02 AP9013  AP9019  AP9023  AP9038 AP9042  VD1080
2.2 HDi	04/02-	4HY (DW12U TED)	74	2179	PS ALT, AC ALT, PS, (-AC), ⇒05/2004 MTR-CODE: DW12TED, ALT, PS, (-AC) ALT, (-AC), 06/2004⇒ ONLY WITH VD1080 ALT, (Valeo), FOR ALT: 150A, OE-NO 5705AS, 5702NH, 5705EY, ALT-No: TG15C020, TG15C028, TG15C053	4PK755 6PK1185 6PK1468 6PK1468D1 6PK875 MS02 AP9013





PEUGEOT

**PEUGEOT**

**BOXER Pritsche/Fahrgestell (244)**

						ALT, (Valeo), FOR ALT: 150A, OE-NO 5705 AS, 5705 NH, 5705 EY, ALT-No: TG15C118	<b>AP9019</b>
						ALT, (Bosch), FOR ALT: 150A, OE-NO 5705 AS, 5705 NH, 5705 EY, ALT-No: 0 124 525 035	<b>AP9023</b>
						ALT, (Valeo), FOR ALT: 150A, OE-NO 5705 AA, 5705 ER, ALT-No: SG15S018	<b>AP9038</b>
						ALT, (Bosch), FOR ALT: 150A, OE-NO 5705 AS, 5705 NH, 5705 EY, ALT-No: 0 124 525 035	<b>AP9042</b>
						(-AC)	<b>VD1080</b>
					<b>CT1100</b>	CA	
					<b>CT1100K2</b>	CA, 04/2004⇒	
2.8 HDi	04/02-	8140.43S (F28DTCR)	94	2798		AC	<b>5PK1100</b>
						ALT, PS, (MANL)	<b>6PK948</b>
						ALT, PS, (AUTOM)	<b>6PK995</b>
						ALT, (AUTOM)	<b>6PK995D1</b>
						ONLY WITH VD1062	<b>MS27</b>
						(-AC)	<b>VD1062</b>
					<b>CT1038</b>	CA	
					<b>CT1038K1</b>	CA	
	04/04-	8140.43N	107			AC	<b>5PK1100</b>
						ALT, PS, (MANL)	<b>6PK948</b>
						ALT, PS, (AUTOM)	<b>6PK995</b>
						ONLY WITH VD1062	<b>MS27</b>
						(-AC)	<b>VD1062</b>
					<b>CT1038</b>	CA	
					<b>CT1038K1</b>	CA	
2.8 HDi 4x4	04/02-	8140.43S (F28DTCR)	94	2798		AC	<b>5PK1100</b>
						ALT, PS, (MANL)	<b>6PK948</b>
						ALT, PS, (AUTOM)	<b>6PK995</b>
						ALT, (AUTOM)	<b>6PK995D1</b>
						ONLY WITH VD1062	<b>MS27</b>
						(-AC)	<b>VD1062</b>
					<b>CT1038</b>	CA	
					<b>CT1038K1</b>	CA	
2.8 TD	12/01-03/05	8140.43 (F28DT)	90	2798		AC	<b>5PK1100</b>
						ALT, (MANL)	<b>6PK948</b>
						ALT, (AUTOM)	<b>6PK995</b>
					<b>CT1034</b>	CA	
					<b>CT1034K1</b>	CA	

**BOXER Pritsche/Fahrgestell (ZCT )**

1.9 TD	07/96-04/02	D8C (XUD9UTF)	68	1905		PS, 12/1996⇒	<b>4PK755</b>
						ALT, (AC), FOR ALT: 80A	<b>6PK1145</b>
						ALT, (AC), FOR ALT: 120A	<b>6PK1153</b>
						ALT, (-AC)	<b>6PK730</b>
						PS, ⇒12/1996	<b>AVX10X715</b>
						ONLY WITH VD1086	<b>MS01</b>
						(-PS)	<b>VD1086</b>
					<b>CT1061</b>	CA	
					<b>CT1061K2</b>	CA	
					<b>CT1061WP1</b>	CA	
	12/98-04/02	DHY (XUD9TE)	66			PS	<b>4PK755</b>
						ALT, AC	<b>6PK1153</b>
						ALT	<b>6PK730</b>
						VACP	<b>AVX10X650</b>
						ONLY WITH VD1086	<b>MS01</b>
						(-PS)	<b>VD1086</b>
					<b>CT1061</b>	CA	
					<b>CT1061K2</b>	CA	
2.0 i	06/94-04/02	RFW (XU10J2)	80	1998		PS, 01/1997⇒	<b>4PK755</b>
						ALT, AC	<b>6PK1095</b>
						ALT	<b>6PK698</b>
						PS, ⇒12/1996	<b>AVX10X710</b>
					<b>CT865</b>	CA	
					<b>CT865K1</b>	CA	
2.5 D	03/94-04/02	T9A (DJ5)	63	2446		WP, 06/1996⇒	<b>3PK866</b>
						WP, ⇒05/1996	<b>4PK866</b>
						ALT, (PS)	<b>6PK1015</b>
						ALT, (-PS)	<b>6PK800</b>
						AC	<b>6PK915</b>
						VACP, ⇒11/1995	<b>6PK915</b>
					<b>CT891</b>	CA	
					<b>CT891K1</b>	CA	
2.5 D 4x4	07/99-04/02	T9A (DJ5)	63	2446		WP	<b>3PK866</b>
						ALT, PS	<b>6PK1015</b>
						ALT, (-PS)	<b>6PK800</b>
						AC	<b>6PK915</b>





## PEUGEOT

### BOXER Pritsche/Fahrgestell (ZCT\_)

					<b>CT891</b> <b>CT891K1</b>	CA CA	
2.5 TD	03/94-04/02	T8A (DJ5T)	76	2446		WP, 06/1996⇒ WP, ⇒05/1996 ALT, PS ALT, (-PS) AC CA CA	3PK945 4PK945 6PK1015 6PK800 6PK915
2.5 TDI	01/97-04/02	THX (DJ5TED)	79	2446	<b>CT891</b> <b>CT891K1</b>	WP ALT, PS ALT, (-PS) AC CA CA	3PK945 6PK1015 6PK800 6PK915
2.5 TDI 4x4	07/99-04/02	THX (DJ5TED)	79	2446	<b>CT951</b> <b>CT951K1</b>	WP ALT, PS ALT, (-PS) AC CA CA	3PK945 6PK1015 6PK800 6PK915
2.8 HDi	11/00-04/02	8140.43S (F28DTCR)	94	2798	<b>CT951</b> <b>CT951K1</b>	AC ALT, PS, (MANL) ALT, PS, (AUTOM) ALT, (AUTOM) ONLY WITH VD1062 (-AC) CA CA	5PK1100 6PK948 6PK995 6PK995D1 MS27 VD1062
2.8 HDi	10/00-11/01	8140.43S (F28DTCR)	93	2798	<b>CT1038</b> <b>CT1038K1</b>	AC ALT, PS, (MANL) ALT, PS, (AUTOM) ALT, (AUTOM) ONLY WITH VD1062 (-AC) CA CA	5PK1100 6PK948 6PK995 6PK995D1 MS27 VD1062

### EXPERT (224)

1.6	02/96-	222A2 (1580SPI)	58	1581	<b>CT605</b> <b>CT605K1</b>	AC ALT, (-AC) ALT, (AC) PS CA CA	4PK900 6PK894 6PK923 AVX10X675
1.8	10/96-09/00	LFZ (XU7JP)	74	1761	<b>CT754</b> <b>CT754K1</b> <b>CT754WP1</b>	ALT, (-AC), FOR ALT: 70A ALT, (-AC), FOR ALT: 90A ALT, (AC) CA CA CA	6PK1070 6PK1080 6PK1660
1.9 D	12/03-	WJZ (DW8), WJY (DW8B)	51	1868		ALT, (Valeo), FOR ALT: 150A, OE-NO 5705AS, 5702NH, 5705EY, ALT-No: TG15C020, TG15C028, TG15C053 ALT, (Valeo), FOR ALT: 150A, OE-NO 5705 AS, 5705 NH, 5705 EY, ALT-No: TG15C118 ALT, (Bosch), FOR ALT: 150A, OE-NO 5705 AS, 5705 NH, 5705 EY, ALT-No: 0 124 525 035 ALT, (Bosch), FOR ALT: 150A, OE-NO 5705 AS, 5705 NH, 5705 EY, ALT-No: 0 124 525 035	AP9013 AP9019 AP9023 AP9042
	02/96-	D9B (XUD9AU)		1905	<b>CT1061</b> <b>CT1061K2</b> <b>CT1061WP1</b>	ALT, PS, (-AC) ALT, AC, (-PS) ALT, PS, AC ALT VACP ONLY WITH VD1086 CA CA CA, ⇒01/1997	6PK1110 6PK1165 6PK1740 6PK730 AVX10X650 MS01 VD1086
1.9 TD	02/96-	D8B (XUD9TE)	68	1905		ALT, PS, (-AC) ALT, AC, (-PS) ALT, PS, AC ALT VACP ONLY WITH VD1086	6PK1110 6PK1165 6PK1740 6PK730 AVX10X650 MS01 VD1086



PEUGEOT

**PEUGEOT**

EXPERT (224)



					CT1061 CT1061K2 CT1061WP1	CA CA CA	
		DHX (XUD9TE)	66			ALT, PS, (-AC) ALT, AC, (-PS) ALT, PS, AC ALT VACP ONLY WITH VD1086	6PK1110 6PK1165 6PK1740 6PK730 AVX10X650 MS01 VD1086
					CT1061 CT1061K2 CT1061WP1	CA CA CA, ⇒01/1997	
2.0	07/00-	RFN (EW10J4)	100	1997		ALT, PS, (-AC) ALT, PS, AC CA, 11/2006⇒ CA, 11/2006⇒ CA, ⇒10/2006 CA, ⇒10/2006	6PK1185 6PK1710
2.0 HDI	07/00-	RHZ (DW10ATED)	80	1997		ALT, (-AC) ALT, (-AC), ⇒ORG-NO 09519 ALT, (AC), (SANDEN) ALT, (AC), (SANDEN), ⇒ORG-NO 09519 ALT, (AC), (DELPHI) ALT, (AC), (DELPHI), ⇒ORG-NO 09519 ONLY WITH VD1080 ALT, (Valeo), FOR ALT: 150A, OE-NO 5705 AS, 5705 NH, 5705 EY, ALT-No: TG15C118 ALT, (Bosch), FOR ALT: 150A, OE-NO 5705 AS, 5705 NH, 5705 EY, ALT-No: 0 124 525 035 (-AC), ORG-NO 09156⇒, ⇒ORG-NO 09627, ALT, OE-NO 5705 4F, 5705 GC, (Valeo), (Mitsubishi), FOR ALT: 150A (AC), ⇒ORG-NO 09519, ALT, OE-NO 5705 4F, 5705 GC, (Valeo), (Mitsubishi), FOR ALT: 150A, ALT, (Valeo), FOR ALT: 150A, OE-NO 5705 AA, 5705 ER, ALT-No: SG15S018 ALT, (Bosch), ALT-No: 0124 615 027, FOR ALT: 150A, OE-NO 5705AA, 5705ER	6PK1468 6PK1468D1 6PK1740 6PK1740D1 6PK1750 6PK1750D2 MS01 AP9019 AP9023 AP9038 AP9038 AP9042 VD1080
					CT1063 CT1063K2 CT1063K3 CT1063WP1 CT987 CT987K1 CT987K2 CT987WP1 CT987WP2	CA, MTR-CODE: DW10ATED4, 11/2003⇒, ⇒04/2004 CA, MTR-CODE: DW10ATED4, ⇒ORG-NO 10010 CA, MTR-CODE: DW10ATED4, ORG-NO 10011⇒ CA, MTR-CODE: DW10ATED4, ⇒ORG-NO 10010 CA, MTR-CODE: DW10ATED CA, MTR-CODE: DW10ATED, ⇒ORG-NO 08560 CA, MTR-CODE: DW10ATED, ORG-NO 08561⇒ CA, MTR-CODE: DW10ATED, ⇒ORG-NO 08560 CA, MTR-CODE: DW10ATED, ORG-NO 08561⇒	
		RHW (DW10ATED4)				ALT, (-AC) MTR-CODE: DW10ATED4, ALT, (-AC), ⇒ORG-NO 09519 ALT, (AC) MTR-CODE: DW10ATED4, ALT, (AC), ⇒ORG-NO 09519 ONLY WITH VD1080, ONLY WITH VD1095 ALT, (Valeo), FOR ALT: 150A, OE-NO 5705AS, 5702NH, 5705EY, ALT-No: TG15C020, TG15C028, TG15C053 ALT, (Valeo), FOR ALT: 150A, OE-NO 5705 AS, 5705 NH, 5705 EY, ALT-No: TG15C118 ALT, (Bosch), FOR ALT: 150A, OE-NO 5705 AS, 5705 NH, 5705 EY, ALT-No: 0 124 525 035 ALT, (Valeo), FOR ALT: 150A, OE-NO 5705 AA, 5705 ER, ALT-No: SG15S018 ALT, (Bosch), FOR ALT: 150A, OE-NO 5705	6PK1468 6PK1468D1 6PK1740 6PK1740D1 MS02 AP9013 AP9019 AP9023 AP9038 AP9042





## PEUGEOT

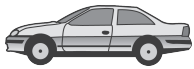
### EXPERT (224)

						AS, 5705 NH, 5705 EY, ALT-No: 0 124 525 035 ⇒ORG-NO 09519 ORG-NO 09520⇒	<b>VD1080</b> <b>VD1095</b>
					<b>CT1063</b>	CA, MTR-CODE: DW10ATED4, 11/2003⇒, ⇒04/2004	
					<b>CT1063K2</b>	CA, MTR-CODE: DW10ATED4, ⇒ORG-NO 10010	
					<b>CT1063K3</b>	CA, MTR-CODE: DW10ATED4, ORG-NO 10011⇒	
					<b>CT1063WP1</b>	CA, MTR-CODE: DW10ATED4, ⇒ORG-NO 10010	
2.0 HDi	10/00-11/03	RHX (DW10B TED)	69	1997		ALT, (-AC) ALT, (-AC), ⇒ORG-NO 09519 ALT, (AC), (SANDEN) ALT, (AC), (SANDEN), ⇒ORG-NO 09519 ALT, (AC), (DELPHI) ALT, (AC), (DELPHI), ⇒ORG-NO 09519 ALT, (Valeo), FOR ALT: 150A, OE-NO 5705AS, 5702NH, 5705EY, ALT-No: TG15C020, TG15C028, TG15C053 ALT, (Valeo), FOR ALT: 150A, OE-NO 5705 AS, 5705 NH, 5705 EY, ALT-No: TG15C118 ALT, (Bosch), FOR ALT: 150A, OE-NO 5705 AS, 5705 NH, 5705 EY, ALT-No: 0 124 525 035 ALT, (Bosch), ALT-No: 0124 615 027, FOR ALT: 150A, OE-NO 5705AA, 5705ER ⇒ORG-NO 09519 ORG-NO 09520⇒	<b>6PK1468</b> <b>6PK1468D1</b> <b>6PK1740</b> <b>6PK1740D1</b> <b>6PK1750</b> <b>6PK1750D2</b> <b>AP9013</b>  <b>AP9019</b>  <b>AP9023</b>  <b>AP9042</b>  <b>VD1080</b> <b>VD1095</b>
					<b>CT987</b>	CA, MTR-CODE: DW10BTED	
					<b>CT987K1</b>	CA, MTR-CODE: DW10BTED, ORG-NO 09868⇒	
					<b>CT987K2</b>	CA, MTR-CODE: DW10BTED, ⇒ORG-NO 09867	
					<b>CT987WP1</b>	CA, MTR-CODE: DW10BTED, ORG-NO 09868⇒	
					<b>CT987WP2</b>	CA, MTR-CODE: DW10BTED, ⇒ORG-NO 09867	

### EXPERT Kasten (222)

1.6	02/96-	222A2 (1580SPI)	58	1581		AC ALT, (-AC) ALT, (AC) PS CA CA	<b>4PK900</b> <b>6PK894</b> <b>6PK923</b> <b>AVX10X675</b>
					<b>CT605</b>	CA	
					<b>CT605K1</b>	CA	
1.8	10/96-09/00	LFZ (XU7JP)	74	1761		ALT, (-AC), FOR ALT: 70A ALT, (-AC), FOR ALT: 90A ALT, (AC) CA CA CA	<b>6PK1070</b> <b>6PK1080</b> <b>6PK1660</b>
					<b>CT754</b>	CA	
					<b>CT754K1</b>	CA	
					<b>CT754WP1</b>	CA	
1.9 D	02/96-	D9B (XUD9AU)	51	1905		ALT, PS, (-AC) ALT, AC, (-PS) ALT, PS, AC ALT VACP ONLY WITH VD1086	<b>6PK1110</b> <b>6PK1165</b> <b>6PK1740</b> <b>6PK730</b> <b>AVX10X650</b> <b>MS01</b> <b>VD1086</b>
					<b>CT1061</b>	CA	
					<b>CT1061K2</b>	CA	
					<b>CT1061WP1</b>	CA, ⇒01/1997	
1.9 D 70	12/98-	WJZ (DW8), WJY (DW8B)	51	1868		ALT, (-PS), (AC) ALT, (PS), (-AC), ⇒10/1999 ALT, (PS), (-AC), 11/1999⇒ ALT, (PS), (AC), 11/2002⇒ ALT, (PS), (AC), ⇒10/2002 MTR-CODE: DW8B, ALT, (PS), (AC), ⇒ORG-NO 10177, ⇒10/2002 ALT, (-PS), (-AC) ONLY WITH VD1080, ONLY WITH VD1095 ONLY WITH VD1097, MTR-CODE: DW8, ⇒ORG-NO 08147 ONLY WITH VD1097, MTR-CODE: DW8, ORG-NO 08148⇒ MTR-CODE: DW8B, ONLY WITH VD1097 ALT, (Valeo), FOR ALT: 150A, OE-NO 5705AS, 5702NH, 5705EY, ALT-No:	<b>6PK1045</b> <b>6PK1390</b> <b>6PK1440</b> <b>6PK1680</b> <b>6PK1750</b> <b>6PK1750D2</b>  <b>6PK858</b> <b>MS02</b> <b>MS12</b>  <b>MS14</b>  <b>MS14</b> <b>AP9013</b>





PEUGEOT

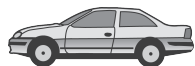
**PEUGEOT**

EXPERT Kasten (222)



						TG15C020, TG15C028, TG15C053 ALT, (Valeo), FOR ALT: 150A, OE-NO 5705 AS, 5705 NH, 5705 EY, ALT-No: TG15C118 ALT, (Bosch), FOR ALT: 150A, OE-NO 5705 AS, 5705 NH, 5705 EY, ALT-No: 0 124 525 035 ALT, (Bosch), FOR ALT: 150A, OE-NO 5705 AS, 5705 NH, 5705 EY, ALT-No: 0 124 525 035 (AC), ⇒ORG-NO 10177, MTR-CODE: DW8B (AC), ORG-NO 10178⇒, MTR-CODE: DW8B MTR-CODE: DW8 (-AC), ⇒ORG-NO 09894, MTR-CODE: DW8B	AP9019  AP9023  AP9042  VD1080  VD1095  VD1097 VD1097	
1.9 TD	02/96-	DHX (XUD9TE)	66	1905	CT986 CT986K2 CT986WP2	CA CA CA	ALT, PS, (-AC) ALT, AC, (-PS) ALT, PS, AC ALT VACP ONLY WITH VD1086	6PK1110 6PK1165 6PK1740 6PK730 AVX10X650 MS01 VD1086
		D8B (XUD9TE)	68		CT1061 CT1061K2 CT1061WP1	CA CA CA, ⇒01/1997	ALT, PS, (-AC) ALT, AC, (-PS) ALT, PS, AC ALT VACP ONLY WITH VD1086	6PK1110 6PK1165 6PK1740 6PK730 AVX10X650 MS01 VD1086
2.0	09/02-	RFN (EW10J4)	100	1997	CT1110 CT1110K2 CT1138 CT1138K1 CT1138WP1	CA CA CA, ⇒01/1997	ALT, PS, (-AC) ALT, PS, AC CA, 11/2006⇒ CA, 11/2006⇒ CA, ⇒10/2006 CA, ⇒10/2006 CA, ⇒10/2006	6PK1185 6PK1710
2.0 HDI	07/00-	RHX (DW10B TED)	69	1997	CT987 CT987K1  CT987K2  CT987WP1  CT987WP2	CA CA, MTR-CODE: DW10BTED CA, MTR-CODE: DW10BTED, ORG-NO 09868⇒ CA, MTR-CODE: DW10BTED, ⇒ORG-NO 09867 CA, MTR-CODE: DW10BTED, ORG-NO 09868⇒ CA, MTR-CODE: DW10BTED, ⇒ORG-NO 09867	ALT, (-AC) ALT, (-AC), ⇒ORG-NO 09519 ALT, (AC), (SANDEN) ALT, (AC), (SANDEN), ⇒ORG-NO 09519 ALT, (AC), (DELPHI) ALT, (AC), (DELPHI), ⇒ORG-NO 09519 ONLY WITH VD1080, ONLY WITH VD1095 ALT, (Valeo), FOR ALT: 150A, OE-NO 5705 AS, 5705 NH, 5705 EY, ALT-No: TG15C118 ALT, (Bosch), FOR ALT: 150A, OE-NO 5705 AS, 5705 NH, 5705 EY, ALT-No: 0 124 525 035 (Valeo), FOR ALT: 150A, OE-NO 5705 AA, 5705 ER, ALT-No: SG15S018 ALT, (Bosch), ALT-No: 0124 615 027, FOR ALT: 150A, OE-NO 5705AA, 5705ER ⇒ORG-NO 09519 ORG-NO 09520⇒	6PK1468 6PK1468D1 6PK1740 6PK1740D1 6PK1750 6PK1750D2 MS01 AP9019  AP9023  AP9038  AP9042  VD1080 VD1095
		RHZ (DW10ATED)	80			ALT, (-AC) ALT, (-AC), ⇒ORG-NO 09519 ALT, (AC), (SANDEN) ALT, (AC), (SANDEN), ⇒ORG-NO 09519 ALT, (AC), (DELPHI)	6PK1468 6PK1468D1 6PK1740 6PK1740D1 6PK1750	





## PEUGEOT

EXPERT Kasten (222)

					<p>ALT, (AC), (DELPHI), ⇒ORG-NO 09519 ONLY WITH VD1080</p> <p>ALT, (Valeo), FOR ALT: 150A, OE-NO 5705 AS, 5705 NH, 5705 EY, ALT-No: TG15C118</p> <p>ALT, (Bosch), FOR ALT: 150A, OE-NO 5705 AS, 5705 NH, 5705 EY, ALT-No: 0 124 525 035</p> <p>ALT, (Valeo), FOR ALT: 150A, OE-NO 5705 AA, 5705 ER, ALT-No: SG15S018</p> <p>ALT, (Bosch), ALT-No: 0124 615 027, FOR ALT: 150A, OE-NO 5705AA, 5705ER</p>	<p><b>6PK1750D2</b></p> <p><b>MS01</b></p> <p><b>AP9019</b></p> <p><b>AP9023</b></p> <p><b>AP9038</b></p> <p><b>AP9042</b></p> <p><b>VD1080</b></p>
				<p><b>CT1063</b> CA, MTR-CODE: DW10ATED4, 11/2003⇒, ⇒04/2004</p> <p><b>CT1063K2</b> CA, MTR-CODE: DW10ATED4, ⇒ORG-NO 10010</p> <p><b>CT1063K3</b> CA, MTR-CODE: DW10ATED4, ORG-NO 10011⇒</p> <p><b>CT1063WP1</b> CA, MTR-CODE: DW10ATED4, ⇒ORG-NO 10010</p> <p><b>CT987</b> CA, MTR-CODE: DW10ATED</p> <p><b>CT987K1</b> CA, MTR-CODE: DW10ATED, ⇒ORG-NO 08560</p> <p><b>CT987K2</b> CA, MTR-CODE: DW10ATED, ORG-NO 08561⇒</p> <p><b>CT987WP1</b> CA, MTR-CODE: DW10ATED, ⇒ORG-NO 08560</p> <p><b>CT987WP2</b> CA, MTR-CODE: DW10ATED, ORG-NO 08561⇒</p>		
	RHW (DW10ATED4)				<p>ALT, (-AC) MTR-CODE: DW10ATED4, ALT, (-AC), ⇒ORG-NO 09519</p> <p>ALT, (AC) MTR-CODE: DW10ATED4, ALT, (AC), ⇒ORG-NO 09519</p> <p>ONLY WITH VD1080, ONLY WITH VD1095</p> <p>ALT, (Valeo), FOR ALT: 150A, OE-NO 5705AS, 5702NH, 5705EY, ALT-No: TG15C020, TG15C028, TG15C053</p> <p>ALT, (Valeo), FOR ALT: 150A, OE-NO 5705 AS, 5705 NH, 5705 EY, ALT-No: TG15C118</p> <p>ALT, (Bosch), FOR ALT: 150A, OE-NO 5705 AS, 5705 NH, 5705 EY, ALT-No: 0 124 525 035</p> <p>ALT, (Bosch), FOR ALT: 150A, OE-NO 5705 AS, 5705 NH, 5705 EY, ALT-No: 0 124 525 035</p> <p>⇒ORG-NO 09519</p> <p>ORG-NO 09520⇒</p>	<p><b>6PK1468</b></p> <p><b>6PK1468D1</b></p> <p><b>6PK1740</b></p> <p><b>6PK1740D1</b></p> <p><b>MS02</b></p> <p><b>AP9013</b></p> <p><b>AP9019</b></p> <p><b>AP9023</b></p> <p><b>AP9042</b></p> <p><b>VD1080</b></p> <p><b>VD1095</b></p>
				<p><b>CT1063</b> CA, MTR-CODE: DW10ATED4, 11/2003⇒, ⇒04/2004</p> <p><b>CT1063K2</b> CA, MTR-CODE: DW10ATED4, ⇒ORG-NO 10010</p> <p><b>CT1063K3</b> CA, MTR-CODE: DW10ATED4, ORG-NO 10011⇒</p> <p><b>CT1063WP1</b> CA, MTR-CODE: DW10ATED4, ⇒ORG-NO 10010</p>		
<b>EXPERT Kasten (VF3A_, VF3U_, VF3X_)</b>						
1.6 HDi 90	01/07-	9HU (DV6U TED4)	66	1560	<p>ALT, (-AC)</p> <p>ALT, (AC)</p> <p>ONLY WITH VD1096</p> <p>ALT, (Valeo), FOR ALT: 150A, OE-NO 5702H4, 5705AS, 5705EY, ALT-No: TG15C020, TG15C028, TG15C053</p> <p>ALT, (Valeo), FOR ALT: 150A, OE-NO 5705 AS, 5705 NH, 5705 EY, ALT-No: TG15C118</p> <p>ALT, (Bosch), FOR ALT: 150A, OE-NO 5705 AS, 5705 NH, 5705 EY, ALT-No: 0 124 525 035</p> <p>ALT, (Bosch), FOR ALT: 150A, OE-NO 5705 AS, 5705 NH, 5705 EY, ALT-No: 0 124 525 035</p>	<p><b>6PK1352</b></p> <p><b>6PK1710</b></p> <p><b>MS08</b></p> <p><b>AP9013</b></p> <p><b>AP9019</b></p> <p><b>AP9023</b></p> <p><b>AP9042</b></p> <p><b>VD1096</b></p>
				<p><b>CT1092</b> CA</p> <p><b>CT1092K1</b> CA</p> <p><b>CT1092WP1</b> CA</p>		
2.0 16V	01/07-	RFJ (EW10A), RFH (EW10A)	103	1997	<p>ALT</p> <p>CA</p>	<p><b>6PK1000</b></p>

PEUGEOT



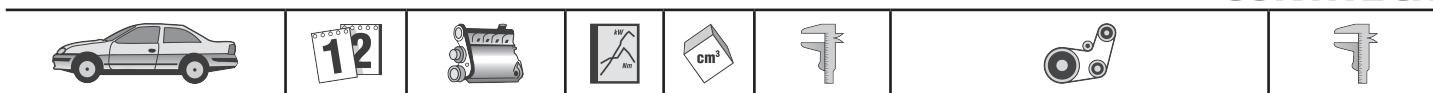
PEUGEOT

**PEUGEOT**

EXPERT Kasten (VF3A\_, VF3U\_, VF3X\_)

2.0 HDi 120	01/07-	RHK (DW10U TED4)	88	1997	CT1110K1 CA	ALT, AC ALT, (Valeo), FOR ALT: 180A, OE-NO 5705AX, 5705EE, ALT-No: FG 18 S 017 ALT, (Valeo), FOR ALT: 150A, OE-NO 5702H4, 5705AS, 5705EY, ALT-No: TG15C020, TG15C028, TG15C053 ALT, (Valeo), FOR ALT: 150A, OE-NO 5705 AS, 5705 NH, 5705 EY, ALT-No: TG15C118 ALT, (Bosch), FOR ALT: 150A, OE-NO 5705 AS, 5705 NH, 5705 EY, ALT-No: 0 124 525 035 ALT, (Mitsubishi), FOR ALT: 180A, OE-NO 5705AX, 5705EE, ALT-No: A004TJ0084 ALT, (Bosch), FOR ALT: 150A, OE-NO 5705 AS, 5705 NH, 5705 EY, ALT-No: 0 124 525 035 CA CA CA	6PK1217 AP9013 AP9013 AP9019 AP9023 AP9040 AP9042
2.0 HDi 130	03/11-		94	1997	CT1140 CT1140K1	ALT, 07/2011⇒ CA, 07/2011⇒ CA, 07/2011⇒	6PK1244
2.0 HDi 140	01/07-	RHR (DW10B TED4)	100	1997	CT1091 CT1091K1 CT1091WP1	ALT, AC ALT, (Valeo), FOR ALT: 180A, OE-NO 5705AX, 5705EE, ALT-No: FG 18 S 017 ALT, (Valeo), FOR ALT: 150A, OE-NO 5702H4, 5705AS, 5705EY, ALT-No: TG15C020, TG15C028, TG15C053 ALT, (Valeo), FOR ALT: 150A, OE-NO 5705 AS, 5705 NH, 5705 EY, ALT-No: TG15C118 ALT, (Bosch), FOR ALT: 150A, OE-NO 5705 AS, 5705 NH, 5705 EY, ALT-No: 0 124 525 035 ALT, (Mitsubishi), FOR ALT: 180A, OE-NO 5705AX, 5705EE, ALT-No: A004TJ0084 ALT, (Bosch), FOR ALT: 150A, OE-NO 5705 AS, 5705 NH, 5705 EY, ALT-No: 0 124 525 035 CA CA CA	6PK1217 AP9013 AP9013 AP9019 AP9023 AP9040 AP9042
2.0 HDi 165	09/09-	RHH (DW10C TED4)	120	1997	CT1140 CT1140K1	ALT, 04/2010⇒ CA, 04/2010⇒ CA, 04/2010⇒	6PK1244
<b>EXPERT Pritsche/Fahrgestell</b>							
1.6 HDi 90	01/07-	9HU (DV6U TED4)	66	1560	CT1092 CT1092K1 CT1092WP1	ALT, (-AC) ALT, (AC) ONLY WITH VD1096 ALT, (Valeo), FOR ALT: 150A, OE-NO 5702H4, 5705AS, 5705EY, ALT-No: TG15C020, TG15C028, TG15C053 ALT, (Valeo), FOR ALT: 150A, OE-NO 5705 AS, 5705 NH, 5705 EY, ALT-No: TG15C118 ALT, (Bosch), FOR ALT: 150A, OE-NO 5705 AS, 5705 NH, 5705 EY, ALT-No: 0 124 525 035 ALT, (Bosch), FOR ALT: 150A, OE-NO 5705 AS, 5705 NH, 5705 EY, ALT-No: 0 124 525 035 CA CA CA	6PK1352 6PK1710 MS08 AP9013 AP9019 AP9023 AP9042
2.0 HDi 120	01/07-	RHK (DW10U TED4)	88	1997		ALT, (Valeo), FOR ALT: 180A, OE-NO 5705AX, 5705EE, ALT-No: FG 18 S 017 ALT, (Valeo), FOR ALT: 150A, OE-NO 5702H4, 5705AS, 5705EY, ALT-No: TG15C020, TG15C028, TG15C053 ALT, (Valeo), FOR ALT: 150A, OE-NO 5705 AS, 5705 NH, 5705 EY, ALT-No: TG15C118 ALT, (Bosch), FOR ALT: 150A, OE-NO 5705 AS, 5705 NH, 5705 EY, ALT-No: 0 124 525 035 ALT, (Mitsubishi), FOR ALT: 180A, OE-NO 5705AX, 5705EE, ALT-No: A004TJ0084 ALT, (Bosch), FOR ALT: 150A, OE-NO 5705 AS, 5705 NH, 5705 EY, ALT-No: 0 124 525 035	AP9013 AP9013 AP9019 AP9023 AP9040 AP9042





## PEUGEOT

EXPERT Pritsche/Fahrgestell					
					<b>CT1091</b> CA <b>CT1091K1</b> CA <b>CT1091WP1</b> CA
2.0 HDi 140	01/07-	RHR (DW10B TED4)	100	1997	ALT, (Valeo), FOR ALT: 180A, OE-NO 5705AX, 5705EE, ALT-No: FG 18 S 017 <b>AP9013</b> ALT, (Valeo), FOR ALT: 150A, OE-NO 5702H4, 5705AS, 5705EY, ALT-No: TG15C020, TG15C028, TG15C053 <b>AP9013</b> ALT, (Valeo), FOR ALT: 150A, OE-NO 5705 AS, 5705 NH, 5705 EY, ALT-No: TG15C118 <b>AP9019</b> ALT, (Bosch), FOR ALT: 150A, OE-NO 5705 AS, 5705 NH, 5705 EY, ALT-No: 0 124 525 035 <b>AP9023</b> ALT, (Mitsubishi), FOR ALT: 180A, OE-NO 5705AX, 5705EE, ALT-No: A004TJ0084 <b>AP9040</b> ALT, (Bosch), FOR ALT: 150A, OE-NO 5705 AS, 5705 NH, 5705 EY, ALT-No: 0 124 525 035 <b>AP9042</b>
EXPERT Pritsche/Fahrgestell (223)					
1.6	02/96-	222A2 (1580SPI)	58	1581	AC <b>4PK900</b> ALT, (-AC) <b>6PK894</b> ALT, (AC) <b>6PK923</b> PS <b>AVX10X675</b> <b>CT605</b> CA <b>CT605K1</b> CA
1.9 D	06/98-11/03	WJZ (DW8), WJY (DW8B)	51	1868	ALT, (Valeo), FOR ALT: 150A, OE-NO 5705AS, 5702NH, 5705EY, ALT-No: TG15C020, TG15C028, TG15C053 <b>AP9013</b> ALT, (Valeo), FOR ALT: 150A, OE-NO 5705 AS, 5705 NH, 5705 EY, ALT-No: TG15C118 <b>AP9019</b> ALT, (Bosch), FOR ALT: 150A, OE-NO 5705 AS, 5705 NH, 5705 EY, ALT-No: 0 124 525 035 <b>AP9023</b> ALT, (Bosch), FOR ALT: 150A, OE-NO 5705 AS, 5705 NH, 5705 EY, ALT-No: 0 124 525 035 <b>AP9042</b>
	02/96-	D9B (XUD9AU)		1905	ALT, PS, (-AC) <b>6PK1110</b> ALT, AC, (-PS) <b>6PK1165</b> ALT, PS, AC <b>6PK1740</b> ALT <b>6PK730</b> VACP <b>AVX10X650</b> ONLY WITH VD1086 <b>MS01</b> <b>VD1086</b> <b>CT1061</b> CA <b>CT1061K2</b> CA <b>CT1061WP1</b> CA, ⇨01/1997
1.9 TD	02/96-	DHX (XUD9TE)	66	1905	ALT, PS, (-AC) <b>6PK1110</b> ALT, AC, (-PS) <b>6PK1165</b> ALT, PS, AC <b>6PK1740</b> ALT <b>6PK730</b> VACP <b>AVX10X650</b> ONLY WITH VD1086 <b>MS01</b> <b>VD1086</b> <b>CT1061</b> CA <b>CT1061K2</b> CA <b>CT1061WP1</b> CA, ⇨01/1997
		D8B (XUD9TE)	68		ALT, PS, (-AC) <b>6PK1110</b> ALT, AC, (-PS) <b>6PK1165</b> ALT, PS, AC <b>6PK1740</b> ALT <b>6PK730</b> VACP <b>AVX10X650</b> ONLY WITH VD1086 <b>MS01</b> <b>VD1086</b> <b>CT1061</b> CA <b>CT1061K2</b> CA <b>CT1061WP1</b> CA, ⇨01/1997
2.0 HDi	10/00-10/06	RHX (DW10B TED)	69	1997	ALT, (Valeo), FOR ALT: 150A, OE-NO 5705AS, 5702NH, 5705EY, ALT-No: TG15C020, TG15C028, TG15C053 <b>AP9013</b> ALT, (Valeo), FOR ALT: 150A, OE-NO 5705 AS, 5705 NH, 5705 EY, ALT-No: TG15C118 <b>AP9019</b> ALT, (Bosch), FOR ALT: 150A, OE-NO 5705 AS, 5705 NH, 5705 EY, ALT-No: 0 124 525 035 <b>AP9023</b> ALT, (Bosch), FOR ALT: 150A, OE-NO 5705 AS, 5705 NH, 5705 EY, ALT-No: 0 124 525 035 <b>AP9042</b>
	10/00-11/03	RHW	80		ALT, (Valeo), FOR ALT: 150A, OE-NO <b>AP9013</b>



## PEUGEOT

### EXPERT Pritsche/Fahrgestell (223)

		(DW10ATED4)				5705AS, 5702NH, 5705EY, ALT-No: TG15C020, TG15C028, TG15C053 ALT, (Valeo), FOR ALT: 150A, OE-NO 5705 AS, 5705 NH, 5705 EY, ALT-No: TG15C118 ALT, (Bosch), FOR ALT: 150A, OE-NO 5705 AS, 5705 NH, 5705 EY, ALT-No: 0 124 525 035 ALT, (Bosch), FOR ALT: 150A, OE-NO 5705 AS, 5705 NH, 5705 EY, ALT-No: 0 124 525 035	<b>AP9019</b> <b>AP9023</b> <b>AP9042</b>
--	--	-------------	--	--	--	--	---

### EXPERT Tepee (VF3V\_)

1.6 HDi 90	01/07-	9HU (DV6U TED4)	66	1560		ALT, (-AC) ALT, (AC) ONLY WITH VD1096 ALT, (Valeo), FOR ALT: 150A, OE-NO 5702H4, 5705AS, 5705EY, ALT-No: TG15C020, TG15C028, TG15C053 ALT, (Valeo), ALT-No: TG15C118, FOR ALT: 150A, OE-NO 5705AS, 5705EY	<b>6PK1352</b> <b>6PK1710</b> <b>MS08</b> <b>AP9013</b> <b>AP9019</b> <b>VD1096</b>
2.0 16V	01/07-	RFJ (EW10A), RFH (EW10A)	103	1997	<b>CT1092</b> <b>CT1092K1</b> <b>CT1092WP1</b>	CA CA CA	<b>6PK1000</b>
2.0 HDi 100	03/11-		72	1997	<b>CT1140</b> <b>CT1140K1</b>	CA, 07/2011⇒ CA, 07/2011⇒ CA, 07/2011⇒	<b>6PK1244</b>
2.0 HDi 120	01/07-	RHK (DW10U TED4)	88	1997	<b>CT1091</b> <b>CT1091K1</b> <b>CT1091WP1</b>	ALT, AC ALT, (Valeo), FOR ALT: 180A, OE-NO 5705AX, 5705EE, ALT-No: FG 18 S 017 ALT, (Valeo), FOR ALT: 150A, OE-NO 5702H4, 5705AS, 5705EY, ALT-No: TG15C020, TG15C028, TG15C053 ALT, (Mitsubishi), FOR ALT: 180A, OE-NO 5705AX, 5705EE, ALT-No: A004TJ0084	<b>6PK1217</b> <b>AP9013</b> <b>AP9013</b> <b>AP9040</b>
2.0 HDi 120 4x4	01/07-	RHK (DW10U TED4)	88	1997		ALT, (Mitsubishi), FOR ALT: 180A, OE-NO 5705AX, 5705EE, ALT-No: A004TJ0084	<b>AP9040</b>
2.0 HDi 130	03/11-		94	1997	<b>CT1140</b> <b>CT1140K1</b>	CA, 07/2011⇒ CA, 07/2011⇒ CA, 07/2011⇒	<b>6PK1244</b>
2.0 HDi 140	01/07-	RHR (DW10B TED4)	100	1997	<b>CT1091</b> <b>CT1091K1</b> <b>CT1091WP1</b>	ALT, AC ALT, (Valeo), FOR ALT: 180A, OE-NO 5705AX, 5705EE, ALT-No: FG 18 S 017 ALT, (Valeo), FOR ALT: 150A, OE-NO 5702H4, 5705AS, 5705EY, ALT-No: TG15C020, TG15C028, TG15C053 ALT, (Mitsubishi), FOR ALT: 180A, OE-NO 5705AX, 5705EE, ALT-No: A004TJ0084	<b>6PK1217</b> <b>AP9013</b> <b>AP9013</b> <b>AP9040</b>
2.0 HDi 165	09/09-	RHH (DW10C TED4)	120	1997	<b>CT1140</b> <b>CT1140K1</b>	ALT, 04/2010⇒ CA, 04/2010⇒ CA, 04/2010⇒	<b>6PK1244</b>

### J5 Bus (280P)

2.0	09/81-09/90	170B (XN1T)	55	1971		PS WP ALT	<b>AVX10X775</b> <b>AVX10X875</b> <b>AVX10X925</b>
	01/83-09/90	170 (XN1T)	58			PS WP ALT	<b>AVX10X775</b> <b>AVX10X875</b> <b>AVX10X925</b>
2.5 D	09/81-09/90	CRD93 (U25/661)	54	2498	<b>CT662</b> <b>CT662K1</b> <b>CT700</b> <b>CT700K1</b>	VACP ALT PS WP, 2X INJP INJP CA CA	<b>AVX10X600</b> <b>AVX10X700</b> <b>AVX10X800</b> <b>AVX10X825</b>

### J5 Bus (290P)

1.9 D	10/90-02/94	D9B (XUD9A)	51	1905		ALT VACP VACP	<b>4PK795</b> <b>AVX10X610</b> <b>AVX10X650</b>
-------	-------------	-------------	----	------	--	---------------------	---





<b>PEUGEOT</b>							
<b>J5 Bus (290P)</b>							
					<b>CT1061</b> CA <b>CT1061K1</b> CA, ⇒01/1994 <b>CT1061K2</b> CA, 02/1994⇒ <b>CT1061WP1</b> CA, 02/1994⇒, ⇒01/1997 <b>CT1061WP2</b> CA, ⇒01/1994		
2.0	10/90-02/94	170D (XN 1TACP)	62	1971		PS WP ALT	AVX10X775 AVX10X875 AVX10X925
2.5 D	10/90-02/94	CRD93 (U25/661)	54	2500		VACP ALT PS WP INJP	AVX10X600 AVX10X700 AVX10X800 AVX10X825
					<b>CT662</b> <b>CT662K1</b> <b>CT700</b> <b>CT700K1</b>	INJP INJP CA CA	
2.5 D 4x4	10/90-02/94	CRD93 (U25/661)	54	2500		VACP ALT PS WP INJP	AVX10X600 AVX10X700 AVX10X800 AVX10X825
					<b>CT662</b> <b>CT662K1</b> <b>CT700</b> <b>CT700K1</b>	INJP INJP CA CA	
2.5 TD	10/90-02/94	CRD93LS (U25/673)	70	2500		VACP ALT PS WP INJP	AVX10X600 AVX10X700 AVX10X800 AVX10X825
					<b>CT662</b> <b>CT662K1</b> <b>CT700</b> <b>CT700K1</b>	INJP INJP CA CA	
2.5 TD 4x4	10/90-02/94	CRD93LS (U25/673)	70	2500		VACP ALT PS WP INJP	AVX10X600 AVX10X700 AVX10X800 AVX10X825
					<b>CT662</b> <b>CT662K1</b> <b>CT700</b> <b>CT700K1</b>	INJP INJP CA CA	
<b>J5 Kasten (280L)</b>							
1.8	01/83-11/88	169B (XM7T)	51	1796		VACP PS WP ALT INJP	AVX10X613 AVX10X788 AVX10X888 AVX10X925
					<b>CT662</b> <b>CT662K1</b> <b>CT700</b> <b>CT700K1</b>	INJP INJP CA CA	
2.5 DT	09/81-08/90	CRD93L	70	2498		VACP ALT PS WP, 2x INJP	AVX10X600 AVX10X700 AVX10X800 AVX10X825
					<b>CT662</b> <b>CT662K1</b> <b>CT700</b> <b>CT700K1</b>	INJP INJP CA CA	
<b>J5 Kasten (290L)</b>							
1.9 D	10/90-03/94	D9B (XUD9A)	51	1905		ALT VACP VACP CA	4PK795 AVX10X610 AVX10X650
					<b>CT1061</b> <b>CT1061K1</b> CA, ⇒01/1994 <b>CT1061K2</b> CA, 02/1994⇒ <b>CT1061WP1</b> CA, 02/1994⇒, ⇒01/1997 <b>CT1061WP2</b> CA, ⇒01/1994		
2.5 D 4x4	10/90-03/94	CRD93 (U25/661)	54	2500		VACP ALT PS WP INJP	AVX10X600 AVX10X700 AVX10X800 AVX10X825
					<b>CT662</b> <b>CT662K1</b> <b>CT700</b> <b>CT700K1</b>	INJP INJP CA CA	
2.5 DT	09/90-01/94	CRD93L	70	2498		VACP ALT PS WP, 2x	AVX10X600 AVX10X700 AVX10X800 AVX10X825

**PEUGEOT**



**PEUGEOT**
**PEUGEOT**
**J5 Kasten (290L)**

					CT662 CT662K1 CT700 CT700K1	INJP INJP CA CA	
2.5 TD 4x4	10/90-03/94	CRD93LS (U25/673)	70	2500		VACP ALT PS WP	AVX10X600 AVX10X700 AVX10X800 AVX10X825
					CT662 CT662K1 CT700 CT700K1	INJP INJP CA CA	

**J5 Pritsche/Fahrgestell (280L)**

2.0	01/83-11/88	170 (XN1T)	58	1971		PS WP ALT	AVX10X775 AVX10X875 AVX10X925
	01/86-11/88	170B (XN1T)	55			PS WP ALT	AVX10X775 AVX10X875 AVX10X925
2.5 D	09/81-09/90	CRD93 (U25/661)	54	2500		VACP ALT PS WP, 2X	AVX10X600 AVX10X700 AVX10X800 AVX10X825
					CT662 CT662K1 CT700 CT700K1	INJP INJP CA CA	

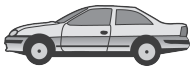
**J5 Pritsche/Fahrgestell (290L)**

1.9 D	10/90-02/94	D9B (XUD9A)	51	1905		ALT VACP VACP CA	4PK795 AVX10X610 AVX10X650
					CT1061 CT1061K1 CT1061K2 CT1061WP1 CT1061WP2	CA, ⇨01/1994 CA, 02/1994⇨ CA, 02/1994⇨, ⇨01/1997 CA, ⇨01/1994	
2.0	10/90-02/94	170D (XN 1TACP)	62	1971		VACP PS WP ALT	AVX10X613 AVX10X788 AVX10X888 AVX10X925
2.5 D	10/90-02/94	CRD93 (U25/661)	54	2500		VACP ALT PS WP	AVX10X600 AVX10X700 AVX10X800 AVX10X825
					CT662 CT662K1 CT700 CT700K1	INJP INJP CA CA	
2.5 D 4x4	10/90-02/94	CRD93 (U25/661)	54	2500		VACP ALT PS WP	AVX10X600 AVX10X700 AVX10X800 AVX10X825
					CT662 CT662K1 CT700 CT700K1	INJP INJP CA CA	
2.5 TD	10/90-02/94	CRD93LS (U25/673)	70	2500		VACP ALT PS WP	AVX10X600 AVX10X700 AVX10X800 AVX10X825
					CT662 CT662K1 CT700 CT700K1	INJP INJP CA CA	
2.5 TD 4x4	10/90-02/94	CRD93LS (U25/673)	70	2500		VACP ALT PS WP	AVX10X600 AVX10X700 AVX10X800 AVX10X825
					CT662 CT662K1 CT700 CT700K1	INJP INJP CA CA	

**PARTNER Combispace (5F)**

1.1	06/96-	HDZ (TU1M), HFX (TU1JP)	44	1124		ALT, (PS), (-AC) ALT, (-PS), (-AC), OE-NO 5750.P5 ALT, (-PS), (AC) PS, (-AC), ORG-NO 09024⇨, 08/2001⇨ PS, (-AC), ⇨ORG-NO 09023, ⇨07/2001	4PK855 5PK725 5PK805 5PK860 5PK880
-----	--------	----------------------------	----	------	--	--	--





## PEUGEOT

PARTNER Combispace (5F)

					ALT, (PS), (AC), ⇒10/2005 ALT, (PS), (AC), 10/2005⇒ ALT, (-PS), (-AC), OE-NO 5750.73  <b>CT1066</b> CA, MTR-CODE: TU1JP, MTR-NO 3762435⇒ <b>CT1066K1</b> CA, MTR-NO 3 762 435⇒, MTR-CODE: TU1JP <b>CT1066WP1</b> CA, MTR-NO 3 762 435⇒, MTR-CODE: TU1JP <b>CT718</b> CA, MTR-CODE: TU1M <b>CT718</b> CA, MTR-CODE: TU1JP, ⇒MTR-NO 3762434 <b>CT718K1</b> CA, MTR-CODE: TU1M <b>CT718K1</b> CA, MTR-CODE: TU1JP, ⇒MTR-NO 3 762 434 <b>CT718WP1</b> CA, MTR-CODE: TU1M <b>CT718WP1</b> CA, MTR-CODE: TU1JP, ⇒MTR-NO 3 762 434	<b>6PK1560</b> <b>6PK1564</b> <b>AVX10X710</b> <b>VD1100</b>
1.4	06/96-	KFX (TU3JP), TU32, KFW (TU3JP)	55	1360	ALT, (AC), ⇒10/2002 ALT, (PS), ⇒10/2002 PS, AC, ORG-NO 08722⇒, 10/2000⇒, ⇒10/2002 PS, AC, ⇒ORG-NO 08721, ⇒09/2000 ALT, (-PS), (-AC), ⇒10/2002 AC, (-PS) PS, (-AC), ORG-NO 09024⇒, 08/2001⇒, ⇒10/2002 PS, (-AC), ⇒ORG-NO 09023, ⇒07/2001 ALT, (PS), (-AC), 11/2002⇒ ALT, (PS), (AC), 11/2002⇒, ⇒10/2005 ALT, (PS), (AC), 10/2005⇒ ALT, (-PS), (-AC), ⇒10/2002  <b>CT1067</b> CA, MTR-NO 3666766⇒ <b>CT1067K1</b> CA, MTR-NO 3666766⇒ <b>CT1067WP1</b> CA, MTR-NO 3666766⇒ <b>CT607</b> CA, ⇒MTR-NO 3666765 <b>CT607K1</b> CA, ⇒MTR-NO 3666765 <b>CT607WP1</b> CA, ⇒MTR-NO 3666765	<b>4PK855</b> <b>4PK855</b> <b>5PK1219</b>  <b>5PK1250</b> <b>5PK725</b> <b>5PK805</b> <b>5PK860</b>  <b>5PK880</b> <b>6PK1453</b> <b>6PK1560</b> <b>6PK1564</b> <b>AVX10X710</b> <b>VD1100</b>
1.6 16V	07/01-	NFU (TU5JP4)	80	1587	ALT, (PS), ⇒10/2002 PS, AC, ⇒10/2002 PS, (-AC), ⇒10/2002 ALT, PS, (-AC), 11/2002⇒ ALT, PS, AC, 11/2002⇒  <b>CT1065</b> CA <b>CT1065K1</b> MTR-CODE: TU5JP4, CA, ⇒MTR-NO 1806404 <b>CT1065K3</b> MTR-CODE: TU5JP4, CA, MTR-NO 1806405⇒ <b>CT1065WP1</b> MTR-CODE: TU5JP4, CA, ⇒MTR-NO 1806404 <b>CT1065WP2</b> MTR-CODE: TU5JP4, CA, MTR-NO 1806405⇒	<b>4PK855</b> <b>5PK1250</b> <b>5PK880</b> <b>6PK1453</b> <b>6PK1560</b> <b>VD1100</b>
1.6 HDi 75	02/06-	9HW (DV6B TED4)	55	1560	ALT, (-AC), ⇒ORG-NO 10570 ALT, (-AC), ORG-NO 10571⇒ ALT, AC, ⇒ORG-NO 10570 ALT, AC, ORG-NO 10571⇒ ONLY WITH VD1096 ALT, (Valeo), FOR ALT: 150A, OE-NO 5702H4, 5705AS, 5705EY, ALT-No: TG15C020, TG15C028, TG15C053 ALT, (Valeo), ALT-No: TG15C118, FOR ALT: 150A, OE-NO 5705AS, 5705EY ALT, (Bosch), FOR ALT: 150A, OE-NO 5705 AS, 5705 NH, 5705 EY, ALT-No: 0 124 525 035 ALT, (Bosch), FOR ALT: 150A, OE-NO 5705 AS, 5705 NH, 5705 EY, ALT-No: 0 124 525 035	<b>6PK1345</b> <b>6PK1352</b> <b>6PK1705</b> <b>6PK1710</b> <b>MS08</b> <b>AP9013</b>  <b>AP9019</b>  <b>AP9023</b>  <b>AP9042</b>  <b>VD1096</b>
1.6 HDi 90	02/06-	9HX (DV6A TED4)	66	1560	ALT, (-AC), ⇒ORG-NO 10570 ALT, (-AC), ORG-NO 10571⇒ ALT, AC, ⇒ORG-NO 10570	<b>6PK1345</b> <b>6PK1352</b> <b>6PK1705</b>





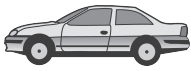
PEUGEOT

**PEUGEOT**

PARTNER Combispace (5F)

					ALT, AC, ORG-NO 10571⇒ ONLY WITH VD1096, ONLY WITH VD1094 ALT, (Valeo), FOR ALT: 150A, OE-NO 5702H4, 5705AS, 5705EY, ALT-No: TG15C020, TG15C028, TG15C053 ALT, (Valeo), ALT-No: TG15C118, FOR ALT: 150A, OE-NO 5705AS, 5705EY ALT, (Bosch), FOR ALT: 150A, OE-NO 5705AS, 5705 NH, 5705 EY, ALT-No: 0 124 525 035 ALT, (Bosch), FOR ALT: 150A, OE-NO 5705AS, 5705 NH, 5705 EY, ALT-No: 0 124 525 035 CA CA CA	<b>6PK1710</b> <b>MS08</b> <b>AP9013</b>  <b>AP9019</b> <b>AP9023</b> <b>AP9042</b>
1.8	05/97-	LFX (XU7JB)	66	1761	CT1092 CT1092K1 CT1092WP1 ALT, PS, (-AC) ALT, PS, AC ALT, (-PS), (-AC) CA CA CA	<b>6PK1080</b> <b>6PK1660</b> <b>6PK751</b>
1.9 D	12/98-	WJZ (DW8), WJY (DW8B)	51	1868	CT986 CT986K2 ALT, (-PS), (AC) ALT, (PS), (-AC), ⇒10/1999 ALT, (PS), (-AC), 11/1999⇒ ALT, (PS), (AC), 11/2002⇒ ALT, (PS), (AC), ⇒10/2002 MTR-CODE: DW8, ALT, (PS), (AC), ORG-NO 09377⇒, ⇒10/2002 MTR-CODE: DW8B, ALT, (PS), (AC), ⇒ORG-NO 10177, ⇒10/2002 ALT, (-PS), (-AC) ONLY WITH VD1080, ⇒ORG-NO 08147, MTR-CODE: DW8 ONLY WITH VD1080, ORG-NO 08148⇒, MTR-CODE: DW8 ONLY WITH VD1097, ⇒ORG-NO 08147, MTR-CODE: DW8 ONLY WITH VD1097, ORG-NO 08148⇒, MTR-CODE: DW8 ONLY WITH VD1080, ONLY WITH VD1095, ONLY WITH VD1097, MTR-CODE: DW8B ALT, (Valeo), FOR ALT: 150A, OE-NO 5705AS, 5702NH, 5705EY, ALT-No: TG15C020, TG15C028, TG15C053 ALT, (Valeo), FOR ALT: 150A, OE-NO 5705AS, 5705 NH, 5705 EY, ALT-No: TG15C118 ALT, (Bosch), FOR ALT: 150A, OE-NO 5705AS, 5705 NH, 5705 EY, ALT-No: 0 124 525 035 ALT, (Bosch), FOR ALT: 150A, OE-NO 5705AS, 5705 NH, 5705 EY, ALT-No: 0 124 525 035 (AC), ORG-NO 09154⇒, ⇒ORG-NO 11892 (AC), (M59), ⇒ORG-NO 10177 (AC), ORG-NO 11893⇒ (AC), (M59), ORG-NO 10178⇒ (-AC) (AC), ⇒ORG-NO 09154 CA CA	<b>6PK1045</b> <b>6PK1390</b> <b>6PK1440</b> <b>6PK1680</b> <b>6PK1750</b> <b>6PK1750D2</b>  <b>6PK1750D2</b>  <b>6PK869</b> <b>MS01</b>  <b>MS02</b>  <b>MS12</b>  <b>MS14</b>  <b>MS14</b>  <b>AP9013</b> <b>AP9019</b> <b>AP9023</b> <b>AP9042</b>  <b>VD1080</b> <b>VD1080</b> <b>VD1095</b> <b>VD1095</b> <b>VD1097</b> <b>VD1097</b>
	05/96-12/98	XUD9		1905	CT1061 CT1061K2 CT1061WP1 ALT, PS ALT, AC ALT, PS, AC ALT ONLY WITH VD1086 MTR-CODE: XUD9A CA CA CA, ⇒01/1997	<b>6PK1110</b> <b>6PK1165</b> <b>6PK1740</b> <b>6PK730</b> <b>MS01</b> <b>VD1086</b>
	06/96-	DJY (XUD9A)	50		CT1061 CT1061K2 ALT, PS ALT, AC ALT, PS, AC ALT ONLY WITH VD1086 MTR-CODE: XUD9A CA CA	<b>6PK1110</b> <b>6PK1165</b> <b>6PK1740</b> <b>6PK730</b> <b>MS01</b> <b>VD1086</b>





## PEUGEOT

### PARTNER Combispace (5F)

1.9 D 4x4	04/04-08/05	WJY (DW8B)	51	1868	CT1061WP1	CA, ⇒01/1997	
						ALT, AC, (-PS) ALT, PS, (-AC), 11/1999⇒ ALT, PS, AC, 11/2002⇒ ALT, (-PS), (-AC) ALT, (Valeo), FOR ALT: 150A, OE-NO 5705AS, 5702NH, 5705EY, ALT-No: TG15C020, TG15C028, TG15C053 ALT, (Valeo), FOR ALT: 150A, OE-NO 5705 AS, 5705 NH, 5705 EY, ALT-No: TG15C118 ALT, (Bosch), FOR ALT: 150A, OE-NO 5705 AS, 5705 NH, 5705 EY, ALT-No: 0 124 525 035 ALT, (Bosch), FOR ALT: 150A, OE-NO 5705 AS, 5705 NH, 5705 EY, ALT-No: 0 124 525 035 ⇒ORG-NO 10177 ORG-NO 10178⇒	6PK1045 6PK1440 6PK1680 6PK869 AP9013  AP9019 AP9023 AP9042  VD1080 VD1095
2.0 HDI	02/00-	RHY (DW10TD)	66	1997	CT986	CA	
					CT986K2	CA	
2.0 HDi 4x4	04/04-08/05	RHY (DW10TD)	66	1997	CT987	CA	
					CT987K1	CA, ⇒ORG-NO 8735	
2.0 HDi 4x4	04/04-08/05	RHY (DW10TD)	66	1997	CT987K2	CA, ORG-NO 8736⇒	
					CT987WP1	CA, ⇒ORG-NO 8735	
2.0 HDi 4x4	04/04-08/05	RHY (DW10TD)	66	1997	CT987WP2	CA, ORG-NO 8736⇒	
						ALT, (-AC) ALT, (-AC), ⇒ORG-NO 10179 ALT, (AC), 11/2002⇒ ALT, (AC), CH-NO 11.2002⇒, ⇒ORG-NO 10179 ALT, (Valeo), FOR ALT: 150A, OE-NO 5705AS, 5702NH, 5705EY, ALT-No: TG15C020, TG15C028, TG15C053 ALT, (Valeo), FOR ALT: 150A, OE-NO 5705 AS, 5705 NH, 5705 EY, ALT-No: TG15C118 ALT, (Bosch), FOR ALT: 150A, OE-NO 5705 AS, 5705 NH, 5705 EY, ALT-No: 0 124 525 035 ALT, (Bosch), FOR ALT: 150A, OE-NO 5705 AS, 5705 NH, 5705 EY, ALT-No: 0 124 525 035 ⇒ORG-NO 10179 ORG-NO 10180⇒	6PK1468 6PK1468D1 6PK1740 6PK1740D1  AP9013 AP9019 AP9023 AP9042  VD1080 VD1095
PARTNER Kasten 1.6	04/08-	NFR (TU5JP4B)	66	1587	CT987	CA	
					CT987K1	CA, ⇒ORG-NO 8735	
PARTNER Kasten 1.6	04/08-	NFR (TU5JP4)	80		CT987K2	CA, ORG-NO 8736⇒	
					CT987WP1	CA, ⇒ORG-NO 8735	
PARTNER Kasten 1.6	04/08-	NFR (TU5JP4)	80		CT987WP2	CA, ORG-NO 8736⇒	
					CT1065	ALT, (-AC)	6PK1205
					ALT, (AC)	6PK1698	
					CA		
					CT1065K3	CA	
					CT1065WP2	CA	
					CT1065	ALT, (-AC)	6PK1205
					ALT, (AC)	6PK1698	
					CA		
					CT1065K3	CA	



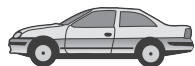
PEUGEOT

**PEUGEOT**

**PARTNER Kasten**

					<b>CT1065WP2</b>	<b>CA</b>	
	11/10-		72	1598		ALT, (Mitsubishi), FOR ALT: 120A, OE-NO 5705KG, 5702J0, ALT-No: A 003 TG 3691ZE, A 003 TG 5281ZE	<b>AP9018</b>
1.6 HDi	08/10-		82	1560		ALT, (Mitsubishi), FOR ALT: 180A, OE-NO 5705 AX, ALT-No: A004TJ0084, MTR-CODE: DV6TED4	<b>AP9040</b>
	04/08-	9HT (DV6B TED4)	55			ALT, (-AC), ⇒ORG-NO 10570 ALT, (-AC), ORG-NO 10571⇒ ALT, AC, ⇒ORG-NO 10570 ALT, AC, ORG-NO 10571⇒ ALT, (Valeo), FOR ALT: 150A, OE-NO 5702H4, 5705AS, 5705EY, ALT-No: TG15C020, TG15C028, TG15C053 ALT, (Valeo), ALT-No: TG15C118, FOR ALT: 150A, OE-NO 5705AS, 5705EY ALT, (Bosch), FOR ALT: 150A, OE-NO 5705 AS, 5705 NH, 5705 EY, ALT-No: 0 124 525 035 ALT, (Mitsubishi), FOR ALT: 180A, OE-NO 5705AX, 5705EE, ALT-No: A004TJ0084 ALT, (Bosch), FOR ALT: 150A, OE-NO 5705 AS, 5705 NH, 5705 EY, ALT-No: 0 124 525 035	<b>6PK1345</b> <b>6PK1352</b> <b>6PK1705</b> <b>6PK1710</b> <b>AP9013</b> <b>AP9019</b> <b>AP9023</b> <b>AP9040</b> <b>AP9042</b>
					<b>CT1092</b> <b>CT1092K1</b> <b>CT1092WP1</b>	MTR-CODE: DV6ATED4, DV6TED4, CA MTR-CODE: DV6ATED4, DV6TED4, CA MTR-CODE: DV6ATED4, DV6TED4, CA	<b>VD1096</b>
		9HX (DV6A TED4)	66			ALT, (-AC), ⇒ORG-NO 10570 ALT, (-AC), ORG-NO 10571⇒ ALT, AC, ⇒ORG-NO 10570 ALT, AC, ORG-NO 10571⇒ ALT, (Valeo), FOR ALT: 150A, OE-NO 5702H4, 5705AS, 5705EY, ALT-No: TG15C020, TG15C028, TG15C053 ALT, (Valeo), ALT-No: TG15C118, FOR ALT: 150A, OE-NO 5705AS, 5705EY ALT, (Bosch), FOR ALT: 150A, OE-NO 5705 AS, 5705 NH, 5705 EY, ALT-No: 0 124 525 035 ALT, (Mitsubishi), FOR ALT: 180A, OE-NO 5705AX, 5705EE, ALT-No: A004TJ0084 ALT, (Bosch), FOR ALT: 150A, OE-NO 5705 AS, 5705 NH, 5705 EY, ALT-No: 0 124 525 035	<b>6PK1345</b> <b>6PK1352</b> <b>6PK1705</b> <b>6PK1710</b> <b>AP9013</b> <b>AP9019</b> <b>AP9023</b> <b>AP9040</b> <b>AP9042</b>
					<b>CT1092</b> <b>CT1092K1</b> <b>CT1092WP1</b>	MTR-CODE: DV6ATED4, DV6TED4, CA MTR-CODE: DV6ATED4, DV6TED4, CA MTR-CODE: DV6ATED4, DV6TED4, CA	<b>VD1096</b>
		9HZ (DV6TED4)	80			ALT, (-AC), ⇒ORG-NO 10570 ALT, (-AC), ORG-NO 10571⇒ ALT, AC, ⇒ORG-NO 10570 ALT, AC, ORG-NO 10571⇒ ALT, (Valeo), FOR ALT: 150A, OE-NO 5702H4, 5705AS, 5705EY, ALT-No: TG15C020, TG15C028, TG15C053 ALT, (Valeo), ALT-No: TG15C118, FOR ALT: 150A, OE-NO 5705AS, 5705EY ALT, (Bosch), FOR ALT: 150A, OE-NO 5705 AS, 5705 NH, 5705 EY, ALT-No: 0 124 525 035 ALT, (Mitsubishi), FOR ALT: 180A, OE-NO 5705AX, 5705EE, ALT-No: A004TJ0084 ALT, (Bosch), FOR ALT: 150A, OE-NO 5705 AS, 5705 NH, 5705 EY, ALT-No: 0 124 525 035	<b>6PK1345</b> <b>6PK1360</b> <b>6PK1705</b> <b>6PK1710</b> <b>AP9013</b> <b>AP9019</b> <b>AP9023</b> <b>AP9040</b> <b>AP9042</b>
					<b>CT1092</b> <b>CT1092K1</b> <b>CT1092WP1</b>	MTR-CODE: DV6ATED4, DV6TED4, CA MTR-CODE: DV6ATED4, DV6TED4, CA MTR-CODE: DV6ATED4, DV6TED4, CA	<b>VD1096</b>
1.6 HDi 90	04/10-		68	1560		ALT, (Mitsubishi), FOR ALT: 180A, OE-NO 5705 AX, ALT-No: A004TJ0084, MTR-CODE: DV6ATED4	<b>AP9040</b>
<b>PARTNER Kasten (5)</b>							
1.1	06/96-	HDZ (TU1M)	44	1124		ALT, (PS), (-AC) ALT, (-PS), (-AC), OE-NO 5750.P5 ALT, (-PS), (AC) PS, (-AC), ORG-NO 09024⇒, 08/2001⇒	<b>4PK855</b> <b>5PK725</b> <b>5PK805</b> <b>5PK860</b>





## PEUGEOT

PARTNER Kasten (5)

					<p>PS, (-AC), ⇒ORG-NO 09023, ⇒07/2001                      ALT, (PS), (AC), ⇒10/2005                      ALT, (PS), (AC), 10/2005⇒                      ALT, (-PS), (-AC), OE-NO 5750.73                      CA, 07/2001⇒, MTR-NO 3762434⇒, ORG-NO 09009⇒, MTR-CODE: TU1M                      CA, 07/2001⇒, MTR-NO 3762434⇒, ORG-NO 09009⇒, MTR-CODE: TU1M                      CA, 07/2001⇒, MTR-NO 3762434⇒, ORG-NO 09009⇒, MTR-CODE: TU1M                      CA, MTR-CODE: TU1M, ⇒07/2001, ⇒MTR-NO 3762433, ⇒ORG-NO 09008                      CA, MTR-CODE: TU1M, ⇒07/2001, ⇒MTR-NO 3762433, ⇒ORG-NO 09008                      CA, MTR-CODE: TU1M, ⇒07/2001, ⇒MTR-NO 3762433, ⇒ORG-NO 09008</p>	<p><b>5PK880</b>  <b>6PK1560</b>  <b>6PK1564</b>  <b>AVX10X710</b></p>
1.4	06/96-	KFX (TU3JP), TU32	55	1360	<p>ALT, (AC), ⇒10/2002                      ALT, (PS), ⇒10/2002                      PS, AC, ORG-NO 08722⇒, 10/2000⇒, ⇒10/2002                      PS, AC, ⇒ORG-NO 08721, ⇒09/2000                      ALT, (-PS), (-AC), ⇒10/2002                      AC, (-PS)                      PS, (-AC), ORG-NO 09024⇒, 08/2001⇒, ⇒10/2002                      PS, (-AC), ⇒ORG-NO 09023, ⇒07/2001                      ALT, (PS), (-AC), 11/2002⇒                      ALT, (PS), (AC), 11/2002⇒, ⇒10/2005                      ALT, (PS), (AC), 10/2005⇒                      ALT, (-PS), (-AC), ⇒10/2002                      CA, MTR-NO 3666766⇒                      CA, MTR-NO 3666766⇒                      CA, MTR-NO 3666766⇒                      CA, ⇒MTR-NO 3666765                      CA, ⇒MTR-NO 3666765                      CA, ⇒MTR-NO 3666765</p>	<p><b>4PK855</b>  <b>4PK855</b>  <b>5PK1219</b>  <b>5PK1250</b>  <b>5PK725</b>  <b>5PK805</b>  <b>5PK860</b>  <b>5PK880</b>  <b>6PK1453</b>  <b>6PK1560</b>  <b>6PK1564</b>  <b>AVX10X710</b>  <b>VD1100</b></p>
1.4 BiFuel	04/03-	KFW (TU3JP)	55	1360	<p>ALT, (PS), (-AC)                      ALT, (PS), (AC), ⇒10/2005                      ALT, (PS), (AC), 10/2005⇒                      CA                      CA                      CA</p>	<p><b>6PK1453</b>  <b>6PK1560</b>  <b>6PK1564</b></p>
1.6	09/00-10/02	NFU (TU5JP4)	80	1587	<p>ALT, (-AC)                      ALT, (AC)                      MTR-CODE: TU5JP4, CA                      MTR-CODE: TU5JP4, CA                      MTR-CODE: TU5JP4, CA</p>	<p><b>6PK1205</b>  <b>6PK1698</b></p>
1.6 HDi 75	02/06-	9HW (DV6B TED4)	55	1560	<p>ALT, (-AC), ⇒ORG-NO 10570                      ALT, (-AC), ORG-NO 10571⇒                      ALT, AC, ⇒ORG-NO 10570                      ALT, AC, ORG-NO 10571⇒                      ONLY WITH VD1096                      ALT, (Valeo), FOR ALT: 150A, OE-NO 5702H4, 5705AS, 5705EY, ALT-No: TG15C020, TG15C028, TG15C053                      ALT, (Valeo), ALT-No: TG15C118, FOR ALT: 150A, OE-NO 5705AS, 5705EY                      ALT, (Bosch), FOR ALT: 150A, OE-NO 5705AS, 5705 NH, 5705 EY, ALT-No: 0 124 525 035                      ALT, (Bosch), FOR ALT: 150A, OE-NO 5705AS, 5705 NH, 5705 EY, ALT-No: 0 124 525 035                      CA                      CA                      CA</p>	<p><b>6PK1345</b>  <b>6PK1352</b>  <b>6PK1705</b>  <b>6PK1710</b>  <b>MS08</b>  <b>AP9013</b>  <b>AP9019</b>  <b>AP9023</b>  <b>AP9042</b>  <b>VD1096</b></p>
1.6 HDi 90	02/06-	9HX (DV6A TED4)	66	1560	<p>ALT, (-AC), ⇒ORG-NO 10570                      ALT, (-AC), ORG-NO 10571⇒                      ALT, AC, ⇒ORG-NO 10570                      ALT, AC, ORG-NO 10571⇒                      ONLY WITH VD1096, ONLY WITH VD1094                      ALT, (Valeo), FOR ALT: 150A, OE-NO 5702H4, 5705AS, 5705EY, ALT-No: TG15C020, TG15C028, TG15C053                      ALT, (Valeo), ALT-No: TG15C118, FOR ALT: 150A, OE-NO 5705AS, 5705EY</p>	<p><b>6PK1345</b>  <b>6PK1352</b>  <b>6PK1705</b>  <b>6PK1710</b>  <b>MS08</b>  <b>AP9013</b>  <b>AP9019</b></p>

PEUGEOT



PEUGEOT

**PEUGEOT**

PARTNER Kasten (5)

						ALT, (Bosch), FOR ALT: 150A, OE-NO 5705 AS, 5705 NH, 5705 EY, ALT-No: 0 124 525 035	<b>AP9023</b>
						ALT, (Bosch), FOR ALT: 150A, OE-NO 5705 AS, 5705 NH, 5705 EY, ALT-No: 0 124 525 035	<b>AP9042</b>
							<b>VD1096</b>
					<b>CT1092</b> <b>CT1092K1</b> <b>CT1092WP1</b>	CA CA CA	
1.8 D	06/96-	A9A (XUD7)	43	1769		ALT, PS, (-AC) ALT, AC, (-PS) ALT, PS, AC ALT, (-PS), (-AC) ONLY WITH VD1086	<b>6PK1110</b> <b>6PK1165</b> <b>6PK1740</b> <b>6PK730</b> <b>MS01</b> <b>VD1086</b>
					<b>CT1061</b> <b>CT1061K2</b> <b>CT1061WP1</b>	CA CA CA, ⇒01/1997	
1.9 D	06/96-	WJZ (DW8), WJY (DW8B)	51	1868		ALT, (-PS), (AC) ALT, (PS), (-AC), ⇒10/1999 ALT, (PS), (-AC), 11/1999⇒ ALT, (PS), (AC), 11/2002⇒ ALT, (PS), (AC), ⇒10/2002 MTR-CODE: DW8, ALT, (PS), (AC), ORG-NO 09377⇒, ⇒10/2002 MTR-CODE: DW8B, ALT, (PS), (AC), ⇒ORG-NO 10177, ⇒10/2002 ALT, (-PS), (-AC) ONLY WITH VD1080, ⇒ORG-NO 08147, MTR-CODE: DW8 ONLY WITH VD1080, ORG-NO 08148⇒, MTR-CODE: DW8 ONLY WITH VD1097, ⇒ORG-NO 08147, MTR-CODE: DW8 ONLY WITH VD1097, ORG-NO 08148⇒, MTR-CODE: DW8 ONLY WITH VD1080, ONLY WITH VD1095, ONLY WITH VD1097, MTR-CODE: DW8B ALT, (Valeo), FOR ALT: 150A, OE-NO 5705AS, 5702NH, 5705EY, ALT-No: TG15C020, TG15C028, TG15C053 ALT, (Valeo), FOR ALT: 150A, OE-NO 5705 AS, 5705 NH, 5705 EY, ALT-No: TG15C118 ALT, (Bosch), FOR ALT: 150A, OE-NO 5705 AS, 5705 NH, 5705 EY, ALT-No: 0 124 525 035 ALT, (Bosch), FOR ALT: 150A, OE-NO 5705 AS, 5705 NH, 5705 EY, ALT-No: 0 124 525 035 (AC), ORG-NO 09154⇒, ⇒ORG-NO 11892 (AC), (M59), ⇒ORG-NO 10177 (AC), ORG-NO 11893⇒ (AC), (M59), ORG-NO 10178⇒ (-AC) (AC), ⇒ORG-NO 09154	<b>6PK1045</b> <b>6PK1390</b> <b>6PK1440</b> <b>6PK1680</b> <b>6PK1750</b> <b>6PK1750D2</b> <b>6PK1750D2</b> <b>6PK869</b> <b>MS01</b> <b>MS02</b> <b>MS12</b> <b>MS14</b> <b>MS14</b> <b>AP9013</b> <b>AP9019</b> <b>AP9023</b> <b>AP9042</b> <b>VD1080</b> <b>VD1080</b> <b>VD1095</b> <b>VD1095</b> <b>VD1097</b> <b>VD1097</b>
					<b>CT986</b> <b>CT986K2</b>	CA CA	
	05/96-12/98	DJY (XUD9A)	50	1905		ALT, PS ALT, AC ALT, PS, AC ALT	<b>6PK1110</b> <b>6PK1165</b> <b>6PK1740</b> <b>6PK730</b>
					<b>CT1061</b> <b>CT1061K2</b> <b>CT1061WP1</b>	CA CA CA, ⇒01/1997	
	06/96-		51			ALT, PS ALT, AC ALT, PS, AC ALT ONLY WITH VD1086 MTR-CODE: XUD9	<b>6PK1110</b> <b>6PK1165</b> <b>6PK1740</b> <b>6PK730</b> <b>MS01</b> <b>VD1086</b>
					<b>CT1061</b> <b>CT1061K2</b> <b>CT1061WP1</b>	CA CA CA, ⇒01/1997	
1.9 D 4x4	04/04-	WJY (DW8B)	51	1868		ALT, (-PS), (AC) ALT, (PS), (-AC) ALT, (PS), (AC) ALT, (-PS), (-AC)	<b>6PK1045</b> <b>6PK1440</b> <b>6PK1680</b> <b>6PK858</b>

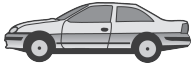




## PEUGEOT

### PARTNER Kasten (5)

						ALT, (Valeo), FOR ALT: 150A, OE-NO 5705AS, 5702NH, 5705EY, ALT-No: TG15C020, TG15C028, TG15C053 ALT, (Valeo), FOR ALT: 150A, OE-NO 5705 AS, 5705 NH, 5705 EY, ALT-No: TG15C118 ALT, (Bosch), FOR ALT: 150A, OE-NO 5705 AS, 5705 NH, 5705 EY, ALT-No: 0 124 525 035 ALT, (Bosch), FOR ALT: 150A, OE-NO 5705 AS, 5705 NH, 5705 EY, ALT-No: 0 124 525 035 ⇒ORG-NO 10177 ORG-NO 10178⇒	<b>AP9013</b>  <b>AP9019</b>  <b>AP9023</b>  <b>AP9042</b>  <b>VD1080</b> <b>VD1095</b>
					<b>CT986</b> <b>CT986K2</b> CA CA		
2.0 HDi	04/00-	RHY (DW10TD)	66	1997		ALT, (-AC) ALT, (-AC), ⇒ORG-NO 10179 ALT, (AC), 11/2002⇒ ALT, (AC), 11/2002⇒, ⇒ORG-NO 10179 ALT, (AC), ⇒10/2002 ALT, (AC), ⇒10/2002 ONLY WITH VD1080 ALT, (Valeo), FOR ALT: 150A, OE-NO 5705AS, 5702NH, 5705EY, ALT-No: TG15C020, TG15C028, TG15C053 ALT, (Valeo), FOR ALT: 150A, OE-NO 5705 AS, 5705 NH, 5705 EY, ALT-No: TG15C118 ALT, (Bosch), FOR ALT: 150A, OE-NO 5705 AS, 5705 NH, 5705 EY, ALT-No: 0 124 525 035 ALT, (Bosch), FOR ALT: 150A, OE-NO 5705 AS, 5705 NH, 5705 EY, ALT-No: 0 124 525 035 ⇒ORG-NO 10179 CA CA, ⇒ORG-NO 8735 CA, ORG-NO 8736⇒ CA, ⇒ORG-NO 8735 CA, ORG-NO 8736⇒	<b>6PK1468</b> <b>6PK1468D1</b> <b>6PK1740</b> <b>6PK1740D1</b> <b>6PK1750</b> <b>6PK1750D2</b> <b>MS02</b> <b>AP9013</b>  <b>AP9019</b>  <b>AP9023</b>  <b>AP9042</b>  <b>VD1080</b>
					<b>CT987</b> <b>CT987K1</b> <b>CT987K2</b> <b>CT987WP1</b> <b>CT987WP2</b>		
2.0 HDi 4x4	04/04-	RHY (DW10TD)	66	1997		ALT, PS, (-AC) ALT, PS, AC ALT, (Valeo), FOR ALT: 150A, OE-NO 5705AS, 5702NH, 5705EY, ALT-No: TG15C020, TG15C028, TG15C053 ALT, (Valeo), FOR ALT: 150A, OE-NO 5705 AS, 5705 NH, 5705 EY, ALT-No: TG15C118 ALT, (Bosch), FOR ALT: 150A, OE-NO 5705 AS, 5705 NH, 5705 EY, ALT-No: 0 124 525 035 ALT, (Bosch), FOR ALT: 150A, OE-NO 5705 AS, 5705 NH, 5705 EY, ALT-No: 0 124 525 035 CA CA, ⇒ORG-NO 8735 CA, ORG-NO 8736⇒ CA, ⇒ORG-NO 8735 CA, ORG-NO 8736⇒	<b>6PK1468</b> <b>6PK1740</b> <b>AP9013</b>  <b>AP9019</b>  <b>AP9023</b>  <b>AP9042</b>
					<b>CT987</b> <b>CT987K1</b> <b>CT987K2</b> <b>CT987WP1</b> <b>CT987WP2</b>		
<b>PARTNER Tepee</b>							
1.6	04/08-	NFR (TU5JP4B)	66	1587		ALT, (-AC) ALT, (AC) CA CA CA	<b>6PK1205</b> <b>6PK1698</b>
		NFU (TU5JP4)	80			ALT, (-AC) ALT, (AC) CA CA CA	<b>6PK1205</b> <b>6PK1698</b> <b>VD1100</b>
	04/10-	5FS (EP6C)	88	1598		ALT, (Mitsubishi), FOR ALT: 80A, OE-NO 5705 KQ, 5702 J3, ALT-No: A 005 TG 0881ZE, FOR ALT: 120A, OE-NO 5705 KG, 5702 J0, ALT-No: A 003 TG 5281ZE, A 003 TG 3691ZE	<b>AP9018</b>
1.6 HDi	04/08-	9HT (DV6B TED4)	55	1560		ALT, (-AC), ⇒ORG-NO 10570 ALT, (-AC), ORG-NO 10571⇒ ALT, AC, ⇒ORG-NO 10570 ALT, AC, ORG-NO 10571⇒	<b>6PK1345</b> <b>6PK1352</b> <b>6PK1705</b> <b>6PK1710</b>



PEUGEOT

**PEUGEOT**

PARTNER Tepee



					ALT, (Valeo), FOR ALT: 150A, OE-NO 5702H4, 5705AS, 5705EY, ALT-No: TG15C020, TG15C028, TG15C053 ALT, (Valeo), ALT-No: TG15C118, FOR ALT: 150A, OE-NO 5705AS, 5705EY ALT, (Bosch), FOR ALT: 150A, OE-NO 5705AS, 5705 NH, 5705 EY, ALT-No: 0 124 525 035 ALT, (Mitsubishi), FOR ALT: 180A, OE-NO 5705AX, 5705EE, ALT-No: A004TJ0084 ALT, (Bosch), FOR ALT: 150A, OE-NO 5705AS, 5705 NH, 5705 EY, ALT-No: 0 124 525 035 MTR-CODE: DV6ATED4, DV6TED4, CA MTR-CODE: DV6ATED4, DV6TED4, CA MTR-CODE: DV6ATED4, DV6TED4, CA	AP9013  AP9019  AP9023  AP9040  AP9042
	9HX (DV6A TED4)	66			ALT, (-AC), ⇒ORG-NO 10570 ALT, (-AC), ORG-NO 10571⇒ ALT, AC, ⇒ORG-NO 10570 ALT, AC, ORG-NO 10571⇒ ALT, (Valeo), FOR ALT: 150A, OE-NO 5702H4, 5705AS, 5705EY, ALT-No: TG15C020, TG15C028, TG15C053 ALT, (Valeo), ALT-No: TG15C118, FOR ALT: 150A, OE-NO 5705AS, 5705EY ALT, (Bosch), FOR ALT: 150A, OE-NO 5705AS, 5705 NH, 5705 EY, ALT-No: 0 124 525 035 ALT, (Mitsubishi), FOR ALT: 180A, OE-NO 5705AX, 5705EE, ALT-No: A004TJ0084 ALT, (Bosch), FOR ALT: 150A, OE-NO 5705AS, 5705 NH, 5705 EY, ALT-No: 0 124 525 035 MTR-CODE: DV6ATED4, DV6TED4, CA MTR-CODE: DV6ATED4, DV6TED4, CA MTR-CODE: DV6ATED4, DV6TED4, CA	6PK1345 6PK1352 6PK1705 6PK1710 AP9013  AP9019  AP9023  AP9040  AP9042  VD1096
	9HZ (DV6TED4)	80			ALT, (-AC), ⇒ORG-NO 10570 ALT, (-AC), ORG-NO 10571⇒ ALT, AC, ⇒ORG-NO 10570 ALT, AC, ORG-NO 10571⇒ ALT, (Valeo), FOR ALT: 150A, OE-NO 5702H4, 5705AS, 5705EY, ALT-No: TG15C020, TG15C028, TG15C053 ALT, (Valeo), ALT-No: TG15C118, FOR ALT: 150A, OE-NO 5705AS, 5705EY ALT, (Bosch), FOR ALT: 150A, OE-NO 5705AS, 5705 NH, 5705 EY, ALT-No: 0 124 525 035 ALT, (Mitsubishi), FOR ALT: 180A, OE-NO 5705AX, 5705EE, ALT-No: A004TJ0084 ALT, (Bosch), FOR ALT: 150A, OE-NO 5705AS, 5705 NH, 5705 EY, ALT-No: 0 124 525 035 MTR-CODE: DV6ATED4, DV6TED4, CA MTR-CODE: DV6ATED4, DV6TED4, CA MTR-CODE: DV6ATED4, DV6TED4, CA	6PK1345 6PK1360 6PK1705 6PK1710 AP9013  AP9019  AP9023  AP9040  AP9042  VD1096
	08/10-	82			ALT, (-AC) ALT, (AC) ALT, (Valeo), FOR ALT: 150A, OE-NO 5702H4, 5705AS, 5705EY, ALT-No: TG15C020, TG15C028, TG15C053 ALT, (Valeo), FOR ALT: 150A, OE-NO 5705AS, 5705 NH, 5705 EY, ALT-No: TG15C118 ALT, (Bosch), FOR ALT: 150A, OE-NO 5705AS, 5705 NH, 5705 EY, ALT-No: 0 124 525 035 ALT, (Mitsubishi), FOR ALT: 180A, OE-NO 5705AX, 5705EE, ALT-No: A004TJ0084 ALT, (Bosch), FOR ALT: 150A, OE-NO 5705AS, 5705 NH, 5705 EY, ALT-No: 0 124 525 035 MTR-CODE: DV6ATED4, DV6TED4, CA MTR-CODE: DV6ATED4, DV6TED4, CA MTR-CODE: DV6ATED4, DV6TED4, CA	6PK800 6PK976 AP9013  AP9019  AP9023  AP9040  AP9042  VD1096
1.6 HDi 90	04/10-	9HX (DV6A TED4)	68	1560	ALT, (Mitsubishi), FOR ALT: 180A, OE-NO 5705 AX, ALT-No: A004TJ0084, MTR-CODE: DV6ATED4	AP9040





<b>PEUGEOT</b>							
RCZ ↩ 1.6 16V	03/10-	EP6CDT	115	1598		ALT, (Mitsubishi), FOR ALT: 80A, OE-NO 5705KQ, ALT-No: A005TG0081ZE, FOR ALT: 120A, OE-NO 5705KG, ALT-No: A003TG5281ZE	<b>AP9018</b>
	06/10-	EP6CDTX	147			ALT, (Mitsubishi), FOR ALT: 80A, OE-NO 5705KQ, ALT-No: A005TG0081ZE, FOR ALT: 120A, OE-NO 5705KG, ALT-No: A003TG5281ZE	<b>AP9018</b>
2.0 HDi	03/10-	RHH (DW10C TED4)	120	1997	<b>CT1140</b> <b>CT1140K1</b>	ALT CA CA	<b>6PK1244</b>

<b>PEUGEOT (DF-PSA)</b>								
206	1.4	07/06-02/09	TU3AF	56	1361	<b>CT744</b>	ALT CA	<b>4PK810</b>
	1.6	01/06-02/09	TU5JP4	78	1587	<b>CT1065</b>	ALT CA	<b>6PK1560</b>
207	1.4	03/09-	TU3AF	56	1361	<b>CT744</b>	ALT CA	<b>6PK1564</b>
	1.6	03/09-	TU5JP4	78	1587	<b>CT1065</b>	ALT, (AC) ALT, (-AC) CA	<b>6PK1564</b> <b>6PK1698</b>
207 Stufenheck	1.4	11/08-	TU3AF	56	1361	<b>CT744</b>	ALT CA	<b>6PK1564</b>
	1.6	11/08-	TU5JP4	78	1587	<b>CT1065</b>	ALT, (AC) ALT, (-AC) CA	<b>6PK1564</b> <b>6PK1698</b>
307 Schrägheck	1.6	02/08-	TU5JP4	78	1587	<b>CT1065</b>	ALT, FOR ALT: 80A, FOR ALT: 90A, (AC) ALT, FOR ALT: 120A, (AC) ALT, (-AC) CA	<b>6PK1050</b> <b>6PK1070</b> <b>6PK730</b>
	2.0	02/08-	EW10A	108	1997	<b>CT1110</b> <b>CT1110K1</b>	ALT CA CA	<b>6PK1000</b>
307 Stufenheck	1.6	08/04-	TU5JP4	78	1587	<b>CT1065</b>	ALT CA	<b>6PK1698</b>
	2.0	08/04-05/06	EW10J4	99	1997	<b>CT1138</b>	ALT, (-AC) ALT, (AC) CA	<b>6PK1190</b> <b>6PK1710</b>
		05/06-	EW10A	108		<b>CT1110</b>	ALT CA	<b>6PK1000</b>

<b>PININFARINA</b>							
SPIDEREUROPA (DS) 2000	11/84-11/85	132C3.031	76	1995	<b>CT652</b>	ALT CA	<b>AVX10X838</b>
					<b>CT652</b> <b>CT652K1</b>	ALT CA CA	<b>AVX10X838</b>
	06/83-11/85	232R14	99	1995	<b>CT652</b> <b>CT652K1</b>	ALT, WP CA CA	<b>AVX10X838</b>

<b>PLYMOUTH</b>							
BREEZE 2.4 16V	12/95-04/01	EDZ	103	2429	<b>CT1144</b>	PS, MODEL '00⇒ PS, ⇒MODEL '99 ALT CA	<b>4PK900</b> <b>4PK905</b> <b>6PK1370</b>
	12/95-04/01	EDZ	112	2429	<b>CT1144</b>	PS, MODEL '00⇒ PS, ⇒MODEL '99 ALT CA	<b>4PK900</b> <b>4PK905</b> <b>6PK1370</b>
NEON II Stufenheck 2.0 16V	08/99-	ECB	98	1996	<b>CT1108</b> <b>CT1111</b>	PS, (-AC) PS, AC ALT CA, CAMSHFT: DOHC CA, CAMSHFT: SOHC/OHC, MTR-CODE: ECB	<b>4PK1125</b> <b>4PK1310</b> <b>4PK850</b>
	09/99-	ECH	112			PS, (-AC)	<b>4PK1125</b>







PORSCHE

## PLYMOUTH

### NEON II Stufenheck

						PS, AC ALT CA, CAMSHFT: DOHC CA, CAMSHFT: SOHC/OHC, MTR-CODE: ECH	4PK1310 4PK850
					<b>CT1108</b> <b>CT1111</b>		

### NEON Stufenheck 2.0 16V

06/94-08/99	ECC	107	1996			ALT, OE-NO 4612229 ALT, OE-NO 4668180 PS, (-AC) PS, (AC) CA, CAMSHFT: DOHC CA, CAMSHFT: SOHC/OHC	4PK850 4PK890 AVX10X1050 AVX10X1215
					<b>CT1108</b> <b>CT1111</b>		

### VOYAGER 2.4 i

01/95-03/01		111	2429			PS ALT, (-AC) ALT, (AC) CA	4PK905 6PK1045 6PK1420
					<b>CT1144</b>		

## PORSCHE

### 356 Cabriolet/Speedster

1500	01/50-12/55		44	1488		DYN, FAN	AVX10X825
1500 S	01/50-12/55		51	1488		DYN, FAN	AVX10X825
A 1500 GS Carrera	01/55-12/59		81	1498		DYN, FAN	AVX10X825
A 1600 GS Carrera	01/55-12/59		85	1588		DYN, FAN	AVX10X825
B 1600 Super 90	01/59-12/63		66	1582		DYN, FAN	AVX10X825
C 1600	01/63-12/65	616.15	55	1582		DYN, FAN	AVX10X825
C 1600 SC	01/63-12/65		70	1582		DYN, FAN	AVX10X825
C 2000 GS Carrera 2	01/63-12/65		103	1966		DYN, FAN	AVX10X825

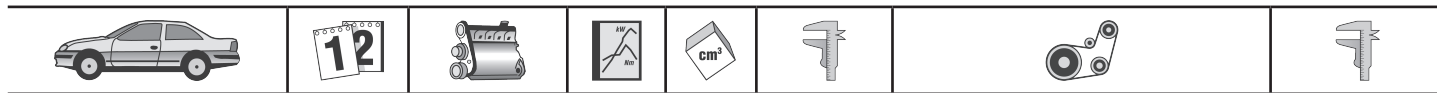
### 356 Coupe

1500	01/50-12/55		44	1488		DYN, FAN	AVX10X825
1500 S	01/54-12/55		51	1488		DYN, FAN	AVX10X825
A 1500 GS Carrera	01/55-12/61		81	1498		DYN, FAN	AVX10X825
A 1600 GS Carrera	01/55-12/61		85	1588		DYN, FAN	AVX10X825
B 1600 Super 90	01/59-12/63		66	1582		DYN, FAN	AVX10X825
C 1600	01/63-12/65	616.15	55	1582		DYN, FAN	AVX10X825
C 1600 SC	01/63-12/65		70	1582		DYN, FAN	AVX10X825
C 2000 GS Carrera 2	10/61-03/68		103	1966		DYN, FAN	AVX10X825

### 911

2.0 L	01/63-08/67	901.01, 901.05	96	1991		DYN, FAN	AVX10X825
2.0 T	08/68-02/72	901.03, 901.13	81	1991		DYN, FAN AC	AVX10X710 AVX13X1100
2.2 T	01/70-12/72	911.06, 911.07, 911.08	92	2195		ALT, FAN AC	AVX10X710 AVX13X1100
2.3 E	08/71-12/73	911.52, 911.62	121	2341		ALT AC	AVX10X710 AVX13X1100
					<b>CT561</b>	INJP	
2.3 S	08/71-01/76	911.53, 911.63	140	2341		ALT, FAN	AVX10X725
2.3 T	01/72-12/73		96	2341		ALT AC	AVX10X710 AVX13X1100
	08/71-12/73		103	2311		ALT AC	AVX10X710 AVX13X1100
2.7	09/73-08/75		110	2687		AIRC ALT AIRC AC	AVX10X1025 AVX10X710 AVX10X975 AVX13X1100
					<b>CT561</b>	CA	
	09/75-06/77		121			AIRC ALT ALT, 01/1976⇒, ⇒MTR-NO 6393868, (AUTOM) AIRC AC	AVX10X1025 AVX10X710 AVX10X725 AVX10X975 AVX13X1100
					<b>CT561</b>	CA	
2.7 S Carrera	08/73-01/76	911.93, 911.98, 911.42, 911.47	129	2687		FAN ALT FAN AC	AVX10X1025 AVX10X710 AVX10X975 AVX13X1100
					<b>CT561</b>	INJP	
2.7 SC Carrera RS	08/72-01/79	911.83	154	2687		FAN ALT FAN AC	AVX10X1025 AVX10X710 AVX10X975 AVX13X1100
					<b>CT561</b>	CA, 01/1974⇒	
3.0 SC	08/82-07/83		150	2993		ALT ALT, ⇒MTR-NO 6393868, (AUTOM) AIRC AC, ⇒02/1983, (YORK)	AVX10X710 AVX10X725 AVX10X975 AVX13X1100





## PORSCHE

911						AC, (AXIALE)	AVX13X1200
↖	3.0 SC Carrera	07/77-06/80	930.03/13	132	2993	ALT ALT, ⇒MTR-NO 6393868, (AUTOM) AIRC, 01/1978⇒ AC, 01/1978⇒, (YORK) AC, (AXIALE), 01/1978⇒	AVX10X710 AVX10X725 AVX10X975 AVX13X1100 AVX13X1200
		09/79-06/80	930.09	138		ALT ALT, ⇒MTR-NO 6393868, (AUTOM) AIRC AC, (YORK) AC, (AXIALE)	AVX10X710 AVX10X725 AVX10X975 AVX13X1100 AVX13X1200
		09/75-06/77	930.02	147		AIRC ALT ALT, 01/1976⇒, ⇒MTR-NO 6393868, (AUTOM) AIRC AC	AVX10X1025 AVX10X710 AVX10X725 AVX10X975 AVX13X1100
		03/74-10/83		154		ALT ALT, (AUTOM), 01/1976⇒, ⇒MTR-NO 6393868 FAN, 01/1978⇒ AC, (YORK), 01/1978⇒ AC, (AXIALE), 01/1978⇒	AVX10X710 AVX10X725 AVX10X975 AVX13X1100 AVX13X1200
3.2	08/86-08/89	930.25	160	3164	ALT ALT, ⇒MTR-NO 6393868, (AUTOM) AIRC AC	AVX10X710 AVX10X725 AVX10X975 AVX13X1150	
3.2 SC Carrera	08/83-08/89	930.20	170	3164	ALT ALT, ⇒MTR-NO 6393868, (AUTOM) AIRC AC, 01/1984⇒ AC, (AXIALE), ⇒12/1983	AVX10X710 AVX10X725 AVX10X975 AVX13X1150 AVX13X1200	
	02/84-06/87	930.21	152		ALT ALT, (AUTOM), ⇒MTR-NO 6393868 FAN AC	AVX10X710 AVX10X725 AVX10X975 AVX13X1150	
3.3 SC Turbo	09/77-06/87	930.60, 930.66	221	3299	ALT AC, ⇒12/1983 AC, 01/1984⇒	AVX10X710 AVX13X1125 AVX13X1200	
3.3 Turbo	06/86-08/89	930.66	221	3299	ALT AC	AVX10X710 AVX13X1200	
3.3 Turbo S	09/86-11/90	930.60	243	3299		6PK1548 ALT AC	AVX10X710 AVX13X1200
<b>911 (964)</b>							
3.3 Turbo	08/90-09/93	M30.69	235	3299		ALT AC	AVX10X710 AVX13X1200
3.3 Turbo S	06/91-12/92	M30.69S	261	3299		ALT AC	AVX10X710 AVX13X1200
3.6 Carrera	07/89-09/93	M64.01, M64.02	184	3600		FAN, 2X ALT DIS	AVX10X775 AVX13X1075
3.6 Carrera 4	12/88-09/93	M64.01	184	3600	CT1032		
						FAN, 2X ALT DIS	AVX10X775 AVX13X1075
3.6 Carrera RS	06/91-09/93	64.03	191	3600		FAN, 2X ALT DIS	AVX10X775 AVX13X1075
3.6 Turbo	01/93-09/93	M64.50	265	3600		ALT	AVX10X785
<b>911 (993)</b>							
3.6 Carrera	08/95-09/97	M64.21, M64.22, M64.23, M64.24	210	3600		FAN, 2X ALT DIS	AVX10X775 AVX13X1075
	10/93-08/95	M64.05, M64.06, M64.07, M64.08	200		CT1032	FAN, 2X ALT DIS	AVX10X775 AVX13X1075
3.6 Carrera 4	07/94-08/95	M64.05, M64.07	200	3600		FAN, 2X ALT DIS	AVX10X775 AVX13X1075
	08/95-09/97	M64.21, M64.23	210		CT1032	ALT, 09/1995⇒ AIRP, (MANL), 09/1995⇒ DIS	AVX10X775 AVX10X775
3.6 Turbo 4	03/95-09/97	M64.60	300	3600		ALT AC	AVX10X763 AVX13X1075
3.6 Turbo GT2	03/95-09/97	M64.60R	316	3600		FAN ALT AC	AVX10X757 AVX10X763 AVX13X1085
3.6 Turbo GT2 4	06/97-09/97		331	3600		FAN	AVX10X757



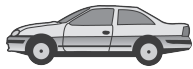


**PORSCHE**

## PORSCHE

911 (993)							
						ALT AC	AVX10X763 AVX13X1085
	08/95-09/97	M64.60R	316			FAN ALT AC	AVX10X757 AVX10X763 AVX13X1085
3.8 Carrera RS	06/95-09/97	M64.20	221	3800		ALT	AVX10X775
					<b>CT1032</b>	DIS	
3.8 Carrera RS 4	08/95-09/97	M64.20	221	3800		ALT	AVX10X775
					<b>CT1032</b>	DIS	
911 (996)							
3.4 Carrera	09/97-09/01	M96.01, M96.04	221	3387		ALT, (-AC) ALT, (AC)	6PK1930 6PK2115
3.4 Carrera 4	09/97-09/01	M96.01, M96.04	221	3387		ALT, (-AC) ALT, (AC)	6PK1930 6PK2115
3.6 Carrera	10/01-08/05	M96.03	235	3596		ALT	6PK1930
3.6 Carrera 4	10/01-08/05	M96.03	235	3596		ALT	6PK1930
3.6 Carrera 4S	02/03-08/05	M96.03	254	3596		ALT	6PK1930
3.6 GT2	04/01-08/05	M96.70	340	3600		ALT	6PK2285
	10/03-08/05		355			ALT	6PK2285
3.6 Turbo 4	06/00-08/05	M96.70	309	3600		ALT	6PK2285
911 (997)							
3.6 Carrera	07/04-	M96.05	239	3596		ALT	6PK2115
	06/08-	MA1.02	254	3614		ALT	6DPK1853
3.6 Carrera 4	07/04-	M96.05	239	3596		ALT	6PK2115
	06/08-	MA1.02	254	3614		ALT	6DPK1853
3.6 GT 2	09/07-	M97.70S	390	3600		ALT	6PK2285
3.6 GT 3	03/06-	M97.76	305	3600		ALT	6PK2260
3.6 Turbo	03/06-	M97.70	353	3600		ALT	6PK2285
3.8 Carrera 4GTS	06/09-	MA1.01	300	3800		ALT	6DPK1853
3.8 Carrera 4S	07/04-	M97.01	261	3824		ALT	6PK2115
	08/05-	M97.01S	280			ALT	6PK2115
	06/08-	MA1.01	283	3800		ALT	6DPK1853
3.8 Carrera GTS	06/09-	MA1.01	300	3800		ALT	6DPK1853
3.8 Carrera S	07/04-	M97.01	261	3824		ALT	6PK1930
	08/05-	M97.01S	280			ALT	6PK2115
	06/08-	MA1.01	283	3800		ALT	6DPK1853
3.8 Turbo	09/09-	MA1.70	368	3800		ALT	6DPK1853
3.8 Turbo S	02/10-	MA1.70	390	3800		ALT	6DPK1853
911 Cabriolet							
3.0 SC	08/82-07/83		150	2993		ALT ALT, ⇒MTR-NO 6393868, (AUTOM) AIRC AC, ⇒02/1983, (YORK) AC, (AXIALE)	AVX10X710 AVX10X725 AVX10X975 AVX13X1100 AVX13X1200
3.1 Carrera Speedster	08/86-08/89	930.25	160	3164		ALT ALT, ⇒MTR-NO 6393868, (AUTOM) AIRC AC	AVX10X710 AVX10X725 AVX10X975 AVX13X1150
		930.20	170			ALT ALT, ⇒MTR-NO 6393868, (AUTOM) AIRC AC	AVX10X710 AVX10X725 AVX10X975 AVX13X1150
3.1 SC Carrera	10/84-08/89	930.21	152	3164		ALT ALT, ⇒MTR-NO 6393868, (AUTOM) AIRC AC	AVX10X710 AVX10X725 AVX10X975 AVX13X1150
	08/83-08/84	930.20	170			ALT ALT, ⇒MTR-NO 6393868, (AUTOM) AIRC AC, 01/1984⇒ AC, (AXIALE), ⇒12/1983	AVX10X710 AVX10X725 AVX10X975 AVX13X1150 AVX13X1200
911 Cabriolet (964)							
3.6 Carrera	07/89-05/94	M64.01, M64.02	184	3600		FAN, 2X ALT DIS	AVX10X775 AVX13X1075
					<b>CT1032</b>		
3.6 Carrera 4	05/89-05/94	M64.01	184	3600		FAN, 2X ALT DIS	AVX10X775 AVX13X1075
					<b>CT1032</b>		
911 Cabriolet (993)							
3.6 Carrera	07/94-08/95	M64.05, M64.06, M64.07, M64.08	200	3600		FAN, 2X ALT DIS	AVX10X775 AVX13X1075
					<b>CT1032</b>		
	08/95-09/97	M64.21, M64.22, M64.23, M64.24	210			ALT AIRP, (MANL) DIS	AVX10X775 AVX10X775
					<b>CT1032</b>		
3.6 Carrera 4	07/94-08/95	M64.05, M64.07	200	3600		FAN, 2X ALT DIS	AVX10X775 AVX13X1075
					<b>CT1032</b>		





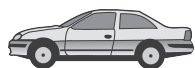
## PORSCHE

911 Cabriolet (993)							
	08/95-09/97	M64.21, M64.23	210			ALT AIRP, (MANL)	AVX10X775 AVX10X775
					CT1032		
3.8 Carrera	06/95-09/97	M64.05S, M64.06S	210	3746	CT1032	DIS	
3.8 Carrera RS	08/95-09/97	M64.21S	221	3800		ALT	AVX10X775
					CT1032	DIS	
3.8 Carrera RS 4	08/95-09/97	M64.21S	221	3800		ALT	AVX10X775
911 Cabriolet (996)							
3.4 Carrera	02/98-09/01	M96.01, M96.04	221	3387		ALT, (-AC) ALT, (AC)	6PK1930 6PK2115
3.4 Carrera 4	02/98-09/01	M96.04, M96.02	221	3387		ALT, (-AC) ALT, (AC)	6PK1930 6PK2115
3.6 Carrera	10/01-08/05	M96.03	235	3596		ALT	6PK1930
3.6 Carrera 4	10/01-08/05	M96.03	235	3596		ALT	6PK1930
3.6 Turbo 4	10/03-08/05	M96.70	309	3600		ALT	6PK2285
911 Cabriolet (997)							
3.6 Carrera	04/05-	M96.05	239	3596		ALT	6PK2115
	06/08-	MA1.02	254	3614		ALT	6DPK1853
3.6 Carrera 4	04/05-	M96.05	239	3596		ALT	6PK2115
	06/08-	MA1.02	254	3614		ALT	6DPK1853
3.6 Turbo	09/07-	M97.70	353	3600		ALT	6PK2285
3.8 Carrera 4GTS	06/09-	MA1.01	300	3800		ALT	6DPK1853
3.8 Carrera 4S	04/05-	M97.01	261	3824		ALT	6PK2115
	08/05-	M97.01S	280			ALT	6PK2115
	06/08-	MA1.01	283	3800		ALT	6DPK1853
3.8 Carrera GTS	06/09-	MA1.01	300	3800		ALT	6DPK1853
3.8 Carrera S	04/05-	M97.01	261	3824		ALT	6PK2115
	08/05-	M97.01S	280			ALT	6PK2115
	06/08-	MA1.01	283	3800		ALT	6DPK1853
3.8 Turbo	09/09-	MA1.70	368	3800		ALT	6DPK1853
3.8 Turbo S	02/10-	MA1.70	390	3800		ALT	6DPK1853
911 Targa							
2.0 E	09/68-02/72	901.09, 901.11	103	1991		DYN, FAN AC	AVX10X710 AVX13X1100
2.0 L	11/64-11/68	901.01, 901.05	96	1991		DYN, FAN	AVX10X825
2.0 S	07/66-11/68	901.02	118	1991		DYN, FAN AC	AVX10X710 AVX13X1100
	07/66-02/72	901.10	125			DYN, FAN AC	AVX10X710 AVX13X1100
2.0 T	06/67-02/72	901.03, 901.13	81	1991		DYN, FAN AC	AVX10X710 AVX13X1100
2.2 E	09/69-02/72	911.01, 911.04	114	2195		DYN, FAN AC	AVX10X710 AVX13X1100
2.2 S	09/69-02/72	911.02	132	2195		DYN, FAN AC	AVX10X710 AVX13X1100
2.2 T	01/70-12/72	911.06	92	2195		ALT, FAN AC	AVX10X710 AVX13X1100
2.3 E	08/71-12/73	911.52, 911.62	121	2341		ALT AC	AVX10X710 AVX13X1100
2.3 T	01/72-12/73		96	2341		ALT, FAN AC	AVX10X710 AVX13X1100
2.7	09/73-08/75		110	2687		AIRC ALT AIRC AC	AVX10X1025 AVX10X710 AVX10X975 AVX13X1100
	09/75-06/77		121			AIRC ALT ALT, 01/1976⇒, ⇒MTR-NO 6393868, (AUTOM) AIRC AC	AVX10X1025 AVX10X710 AVX10X725 AVX10X975 AVX13X1100
2.7 S	08/73-01/76	911.93, 911.98, 911.42, 911.47	129	2687		FAN ALT FAN AC	AVX10X1025 AVX10X710 AVX10X975 AVX13X1100
					CT561	INJP	
2.7 SC Carrera RS	08/72-01/79	911.83	154	2687		FAN ALT ALT, (AUTOM), 01/1976⇒, ⇒MTR-NO 6393868 FAN AC, (YORK) AC, (AXIALE)	AVX10X1025 AVX10X710 AVX10X725 AVX10X975 AVX13X1100 AVX13X1200
					CT561	INJP	
3.0 SC Carrera	07/77-06/80	930.03/13	132	2993		ALT ALT, ⇒MTR-NO 6393868, (AUTOM) AIRC, 01/1978⇒	AVX10X710 AVX10X725 AVX10X975


**PORSCHE**

<b>911 Targa</b>							
						AC, 01/1978⇒, (YORK) AC, (AXIALE), 01/1978⇒	AVX13X1100 AVX13X1200
	09/79-06/80	930.09	138			ALT ALT, ⇒MTR-NO 6393868, (AUTOM) AIRC AC, (YORK) AC, (AXIALE)	AVX10X710 AVX10X725 AVX10X975 AVX13X1100 AVX13X1200
	09/75-06/77	930.02	147			AIRC ALT ALT, 01/1976⇒, ⇒MTR-NO 6393868, (AUTOM) AIRC AC	AVX10X1025 AVX10X710 AVX10X725 AVX10X975 AVX13X1100
3.3 Turbo	09/86-11/90	930.66	221	3299		ALT AC	AVX10X710 AVX13X1200
<b>911 Targa (993)</b>							
3.6 Carrera	08/95-09/97	M64.21, M64.22, M64.23, M64.24	210	3600		ALT, 09/1995⇒ AIRP, 09/1995⇒, (MANL)	AVX10X775 AVX10X775
					<b>CT1032</b>	DIS	
3.7 Carrera	05/96-09/97	M64.20	221	3800	<b>CT1032</b>	DIS	
<b>911 Targa (997)</b>							
3.6 Carrera 4	10/08-	MA1.02	254	3614		ALT	<b>6DPK1853</b>
3.8 Carrera 4S	10/08-	MA1.01	283	3800		ALT	<b>6DPK1853</b>
<b>912 Targa</b>							
1.6	03/65-02/70		66	1582		DYN, FAN	<b>AVX10X825</b>
<b>914</b>							
/6 2.0	11/69-12/73	901.36, 901.37	81	1991		ALT	<b>AVX10X965</b>
1.7	01/69-12/73	W	59	1679		ALT	<b>AVX10X965</b>
1.8	08/73-02/76	AN	63	1795		DYN, FAN	<b>AVX10X965</b>
2.0	01/72-12/75	GB	74	1971		ALT	<b>AVX10X960</b>
<b>924</b>							
2.0	11/75-08/89	XJ, XK	92	1984		ALT, JP, Ø 61 mm, ⇒12/1980 ALT, 01/1981⇒ ALT, JP, Ø 66 mm, ⇒12/1980	AVX10X888 AVX10X888 AVX10X900
					<b>CT637</b> <b>CT637K1</b>	CA CA	
2.0 Carrera GT	06/80-10/86	M31.50	154	1984		ALT CA CA	<b>AVX10X1050</b>
					<b>CT637</b> <b>CT637K1</b>	CA CA	
2.0 Turbo	11/78-06/80	M31.01	125	1984		ALT CA CA	<b>AVX10X1050</b>
					<b>CT637</b> <b>CT637K1</b>	CA CA	
	06/80-10/86	M31.03	130			ALT CA CA	<b>AVX10X1050</b>
					<b>CT637</b> <b>CT637K1</b>	CA CA	
2.5 S	09/85-07/87	M44.07, M44.08	110	2479		ALT, AC ALT ALT, AC PS CA BS	<b>5PK1000</b> <b>5PK736</b> <b>6PK1000</b> <b>AVX10X950</b>
					<b>CT524</b> <b>CT925</b>	CA BS	
	08/87-07/88	M44.09, M44.10	118			ALT, AC ALT ALT, AC PS CA BS	<b>5PK1000</b> <b>5PK736</b> <b>6PK1000</b> <b>AVX10X950</b>
					<b>CT524</b> <b>CT925</b>	CA BS	
	10/81-12/84	M44.01, M44.03	120			ALT, AC ALT PS CA	<b>5PK1000</b> <b>5PK736</b> <b>AVX10X950</b>
					<b>CT524</b>	CA	
<b>928</b>							
4.4	09/77-08/82	M28.10	177	4474		ALT, 01/1982⇒ ALT, ⇒12/1981 AC, ⇒MTR-NO 8189378, (AUTOM) AC, ⇒MTR-NO 8181765 FAN PS	<b>4PK866</b> <b>AVX10X875</b> <b>AVX13X1025</b> <b>AVX13X1025</b> <b>AVX13X1050</b> <b>AVX13X975</b>
4.6 S	09/79-07/83	M28.11, M28.12	221	4664		ALT, 01/1982⇒ ALT, ⇒12/1981 AC, ⇒MTR-NO 8189378, ⇒12/1982, (AUTOM) AC, ⇒MTR-NO 8181765, ⇒12/1982 FAN AC, 01/1983⇒, (SPORT) AC, MTR-NO 8181766⇒, ⇒12/1982 AC, 01/1983⇒ PS	<b>4PK866</b> <b>AVX10X875</b> <b>AVX13X1025</b> <b>AVX13X1050</b> <b>AVX13X1075</b> <b>AVX13X1075</b> <b>AVX13X1075</b> <b>AVX13X1125</b> <b>AVX13X975</b>





## PORSCHE

928

					<b>CT584</b> <b>CT600</b>	CA, 01/1982⇒ CA, ⇒12/1981 ALT, ⇒12/1983 ALT, 01/1984⇒, ⇒12/1984 ALT, ⇒01/1985 PS, 01/1985⇒ FAN AC, (SPORT) AC PS, ⇒12/1984 CA	<b>4PK866</b> <b>5PK890</b> <b>6PK858</b> <b>AVX13X1000</b> <b>AVX13X1050</b> <b>AVX13X1075</b> <b>AVX13X1125</b> <b>AVX13X975</b>
	08/83-07/86	M28.21, M28.22	228				
4.9 S	09/85-05/94	M28.45, M28.46	212	4957	<b>CT584</b>	ALT PS FAN AC, (SPORT) AC CA	<b>6PK858</b> <b>AVX13X1000</b> <b>AVX13X1050</b> <b>AVX13X1075</b> <b>AVX13X1125</b>
4.9 S,S4	08/86-07/91	M28.41, M28.42	235	4957	<b>CT584</b>	ALT ALT, 01/1990⇒, (AUTOM) PS FAN AC, (SPORT) AC AIRC, 01/1987⇒ CA	<b>6PK858</b> <b>6PK875</b> <b>AVX13X1000</b> <b>AVX13X1050</b> <b>AVX13X1075</b> <b>AVX13X1125</b> <b>AVX13X950</b>
5.0 GT	01/89-07/91	M28.47	243	4957	<b>CT584</b>	ALT ALT, 01/1990⇒, (AUTOM) PS FAN AC, (SPORT) AC AIRC CA	<b>6PK858</b> <b>6PK875</b> <b>AVX13X1000</b> <b>AVX13X1050</b> <b>AVX13X1075</b> <b>AVX13X1125</b> <b>AVX13X950</b>
5.0 S4 KAT	08/86-07/91	M28.41, M28.42	235	4957	<b>CT584</b>	ALT ALT, 01/1990⇒, (AUTOM) PS FAN AC, (SPORT) AC AIRC, 01/1987⇒ CA	<b>6PK858</b> <b>6PK875</b> <b>AVX13X1000</b> <b>AVX13X1050</b> <b>AVX13X1075</b> <b>AVX13X1125</b> <b>AVX13X950</b>
5.4 GTS	08/91-11/95	M28.49, M28.50	257	5397	<b>CT584</b>	ALT ALT, (AUTOM) PS AC AIRC CA, 05/1992⇒	<b>6PK858</b> <b>6PK875</b> <b>AVX13X1000</b> <b>AVX13X1075</b> <b>AVX13X950</b>

944

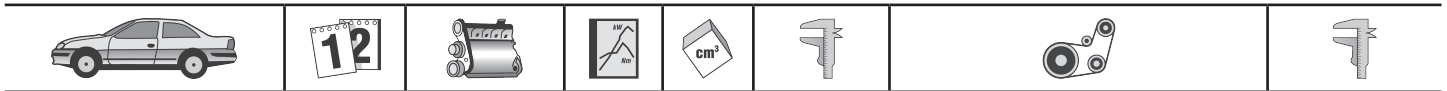
2.5	01/85-07/87	M44.02, M44.04, M44.07, M44.08	110	2479		ALT, AC, ⇒01/1986 ALT, ⇒01/1986 ALT, AC, 01/1986⇒ ALT, 01/1986⇒ PS CA BS	<b>5PK1000</b> <b>5PK736</b> <b>6PK1000</b> <b>6PK720</b> <b>AVX10X950</b>
	08/87-12/90	M44.05, M44.09, M44.10	118		<b>CT524</b> <b>CT925</b>	ALT, AC ALT PS CA BS	<b>6PK1000</b> <b>6PK720</b> <b>AVX10X950</b>
	06/81-07/87	M44.01, M44.03, M44.05, M44.06	120		<b>CT524</b> <b>CT925</b>	ALT, AC, ⇒12/1985 ALT, ⇒12/1985 ALT, AC, 01/1986⇒ ALT, 01/1986⇒ PS CA BS	<b>5PK1000</b> <b>5PK736</b> <b>6PK1000</b> <b>6PK720</b> <b>AVX10X950</b>
2.5 S	08/86-07/88	M44.40	140	2479	<b>CT798</b> <b>CT925</b>	ALT, AC ALT PS CA BS	<b>6PK1000</b> <b>6PK720</b> <b>AVX10X950</b>
2.5 Turbo	08/85-07/88	M44.50, M44.51	162	2479	<b>CT524</b>	ALT, AC, ⇒12/1985 ALT, ⇒12/1985 ALT, AC, 01/1986⇒ ALT, 01/1986⇒ PS CA	<b>5PK1000</b> <b>5PK736</b> <b>6PK1000</b> <b>6PK720</b> <b>AVX10X950</b>

PORSCHE


**PORSCHE**

944 ↕					CT925	BS	
	09/87-07/91	M44.52	184			ALT, AC ALT PS	6PK1000 6PK720 AVX10X950
					CT524 CT925	CA BS	
2.7	11/88-08/89	M44.11, M44.12	121	2681		ALT, AC ALT PS	6PK1000 6PK720 AVX10X950
					CT524	CA	
3.0 S2	12/88-07/91	M44.41	155	2990		ALT, AC ALT PS	6PK1000 6PK720 AVX10X950
					CT798 CT925	CA BS	
944 Cabriolet 3.0 S2	12/88-07/91	M44.41	155	2990		ALT, AC ALT PS	6PK1000 6PK720 AVX10X950
					CT798 CT925	CA BS	
959	2.8	01/86-04/91	959.50	330	2850	ALT ALT	AVX10X685 AVX10X700
968	3.0	06/91-11/95	M44.43, M44.44	176	2990	ALT, AC ALT PS	6PK1000 6PK720 AVX10X950
					CT798 CT925	CA BS	
	3.0 Turbo S	03/93-11/95		224	2990	ALT, AC ALT PS	6PK1000 6PK720 AVX10X950
					CT798 CT925	CA BS	
968 Cabriolet 3.0	06/91-11/95	M44.43, M44.44	176	2990		ALT, AC ALT PS	6PK1000 6PK720 AVX10X950
					CT798 CT925	CA BS	
BOXSTER (986)	2.5	09/96-08/99	M96.20	150	2480	ALT, PS ALT, PS, AC	6PK1930 6PK2115
	2.7	08/99-07/02	M96.22	162	2687	ALT, (-AC) ALT, (AC)	6PK1930 6PK2115
		07/02-12/04	M96.23	168		ALT, (-AC) ALT, (AC)	6PK1930 6PK2115
	S 3,2	07/02-12/04	M96.24	191	3179	ALT, (-AC) ALT, (AC)	6PK1930 6PK2115
	S 3.2	08/99-07/02	M96.21	185	3179	ALT, (-AC) ALT, (AC)	6PK1930 6PK2115
BOXSTER (987)	2.7	11/04-	M96.25	176	2687	ALT	6PK2115
	2.9	06/09-	MA1.20	188	2893	ALT	6DPK1853
	S 3.2	11/04-	M96.26	206	3179	ALT	6PK2115
	S 3.4	06/09-	MA1.21	228	3436	ALT	6DPK1853
	Spyder 3.4	06/10-	MA1.21	235	3436	ALT	6DPK1853
CARRERA GT	5.7	07/03-	M80.01	450	5733	ALT, (AC)	5PK1270
CAYENNE	3.0 Diesel	06/11- 06/10-	MCR.CA MCR.CB	180 155	2967	ALT ALT	6PK2523 6PK2523
			M05.9E	176		ALT	6PK2475
	3.6	06/10-	M55.02	220	3598	ALT	7DPK2074
	4.8 GTS	06/12-	M48.02	309	4806		7DPK2880
	4.8 S	06/10-	M48.02	294	4806		7DPK2880
	4.8 Turbo	06/10-	M48.52	397 368	4806		7DPK2880 7DPK2880
CAYENNE (955)	3.0 TDI	02/09-	M05.9D	176	2967	ALT	6PK2475
	3.6	02/07-	M55.01	213	3598	ALT	7DPK2074
	GTS 4.8	10/07-		298	4806		7DPK2880
	S 4.5	09/02-	M48.00	250	4511	ALT	7DPK2950
	S 4.8	02/07-	M48.01	283	4806		7DPK2880
	Turbo 4.5	09/02-	M48.50	331	4511	ALT	7DPK2950
	Turbo S 4.5	01/04-	M48.50S	368	4511	ALT	7DPK2950
	Turbo S 4.8	02/07-	M48.51	368	4806		7DPK2880




**PROTON**

<b>PORSCHE</b>							
<b>CAYENNE (955)</b>							
↶	08/08-		404				7DPK2880
	02/07-		397				7DPK2880
<b>CAYMAN (987)</b>							
2.9	02/09-	MA1.20	195	2893		ALT	6DPK1853
R 3.4	11/10-	MA1.21	243	3436		ALT	6DPK1853
S 3.4	11/05-	M97.21	217	3387		ALT	6PK2115
	02/09-	MA1.21	235	3436		ALT	6DPK1853
<b>PANAMERA</b>							
3.0 D	08/11-	MCR.CC	184	2967		ALT	6PK2523
		MCR.CB	155			ALT	6PK2523
3.6	05/10-	M46.20	220	3605			7DPK2880
3.6 4	05/10-	M46.40	220	3605			7DPK2880
4.8 4S	09/09-	M48.40	294	4806			7DPK2880
4.8 S	09/09-	M48.20	294	4806			7DPK2880
4.8 Turbo	08/10-	M48.70	397	4806			7DPK2880
	09/09-		368				7DPK2880
4.8 Turbo S	05/11-	M48.70	405	4806			7DPK2880

<b>PROTON</b>							
<b>IMPIAN</b>							
1.6	09/01-	4G18P	76	1584		AC, (PS) ALT CA	5PK1080 5PK865
					CT1008		
<b>PERSONA 300 (C9_M)</b>							
313i	03/96-	G13B	55	1299		PS ALT CA CA	4PK595 4PK875
					CT738 CT738K1		
315 GLi/GLSi	03/96-	4G15M	66	1468		PS ALT CA CA	4PK595 4PK875
					CT738 CT738K1		
315 GLSi	09/96-	G15B	64	1468		PS ALT CA CA	4PK595 4PK875
					CT738 CT738K1		
316 GLXi	03/96-	4G92	83	1597		ALT PS, (AC) PS, (-AC) CA CA	4PK780 5PK1150 5PK950
					CT841 CT841K1		
<b>PERSONA 400 (C9_S)</b>							
413	01/94-		55	1299		PS ALT CA CA	4PK595 4PK875
					CT738 CT738K1		
415 GLi/GLSi	01/94-	4G15	66	1468		PS ALT CA CA	4PK595 4PK875
					CT738 CT738K1		
416 GLXi	01/94-	4G92	83	1597		ALT PS, (AC) PS, (-AC) CA CA	4PK780 5PK1150 5PK950
					CT841 CT841K1		
418	05/96-	4G93 (DOHC)	85	1834		ALT, CAMSHFT: DOHC ALT, CAMSHFT: SOHC/OHC PS CA, CAMSHFT: DOHC CA, CAMSHFT: SOHC/OHC	4PK760 4PK780 5PK950
					CT812 CT821		
420 GLS D	05/96-	4D68	48	1998		PS ALT BS BS CA CA	4PK635 AVX13X1025
					CT1109 CT1109K1 CT842 CT842K1		
420 TD	09/96-	4D68T	60	1998		PS ALT BS BS CA CA	4PK635 AVX13X1025
					CT1109 CT1109K1 CT842 CT842K1		
<b>PERSONA 400 Hatchback (C9_C, C9_S)</b>							
413 GLSi	01/94-	4G13	55	1299		PS ALT CA CA	4PK595 4PK875
					CT738 CT738K1		






**RENAULT**

## PROTON

### PERSONA 400 Hatchback (C9\_C, C9\_S)

↩ 415 GLi/GLSi	01/94-	4G15	66	1468		PS ALT CA CA	4PK595 4PK875
					CT738 CT738K1		
416 GLXi	01/94-	4G92	83	1597		ALT PS, (AC) PS, (-AC) CA CA	4PK780 5PK1150 5PK950
					CT841 CT841K1		
416 i	12/95-	4G92	70	1597		ALT PS, (AC) PS, (-AC) CA	4PK780 5PK1150 5PK950
					CT841		
418 GLXi	05/96-	4G93 (DOHC)	85	1834		ALT, CAMSHFT: DOHC ALT, CAMSHFT: SOHC/OHC PS CA, CAMSHFT: DOHC CA, CAMSHFT: SOHC/OHC	4PK760 4PK780 5PK950
					CT812 CT821		
420 D	09/96-	4D68T	60	1998		PS ALT BS BS CA CA	4PK635 AVX13X1025
					CT1109 CT1109K1 CT842 CT842K1		
420 GLS D	05/96-	4D68	48	1998		PS ALT BS BS CA CA	4PK635 AVX13X1025
					CT1109 CT1109K1 CT842 CT842K1		

### SATRIA (C9\_M)

1.5	07/00-	4G15	64	1468		PS ALT CA CA	4PK595 4PK875
					CT738 CT738K1		

### WIRA

1.3	08/00-	4G13	55	1298		PS ALT CA CA	4PK595 4PK875
					CT738 CT738K1		
1.5	08/00-	4G15	64	1468		PS ALT CA CA	4PK595 4PK875
					CT738 CT738K1		

### WIRA Hatchback

1.3	08/00-	4G13	55	1298		PS ALT CA CA	4PK595 4PK875
					CT738 CT738K1		
1.5	08/00-	4G15M	64	1468		PS ALT CA CA	4PK595 4PK875
					CT738 CT738K1		

## PUCH

### G-MODELL (W 461)

230 GE	06/93-	M102.996	92	2298		ALT, (-AC) ALT, (AC)	6PK1850 6PK2245
G 290 TD	07/97-	OM602.983	88	2874		ALT, (-AC) ALT, (AC)	6PK2080 6PK2150

### G-MODELL (W 463)

230 GE	06/90-06/93	M102.989	93	2298		ALT, (-AC) ALT, (AC)	6PK1850 6PK2245
G 320	09/94-12/97	M104.996	155	3199		ALT, (-AC), MTR-NO 002384⇒ ALT, (-AC), ⇒MTR-NO 002383 ALT, (AC), MTR-NO 002384⇒ ALT, (AC), ⇒MTR-NO 002383	6PK2120 6PK2140 6PK2380 6PK2415

## RENAULT

### 11 (B/C37\_)

1.1 (B/C371)	03/83-06/86	C1E715, C1E720	35	1108		ALT, (AC) ALT PS AC	11,9X1183Ld AVX10X1140 AVX10X800 AVX13X1025
1.2 (B/C37S)	10/84-12/88	C1G700, C1G710	40	1237		ALT, (AC) ALT PS	11,9X1183Ld AVX10X1140 AVX10X800





## RENAULT

**11 (B/C37\_)**

						AC	AVX13X1025
1.4 (B/C372, B/C37C)	03/83-12/88	C1J715, C2J730	44	1397		ALT, (AC) ALT PS AC	11,9X1183Ld AVX10X1140 AVX10X800 AVX13X1025
1.4 (B/C373)	03/83-12/85	C2J718, C2J757	50	1397		ALT, (AC) ALT PS AC	11,9X1183Ld AVX10X1140 AVX10X800 AVX13X1025
	05/83-12/85	C2J717, C2J755	53			ALT, (AC) ALT PS AC	11,9X1183Ld AVX10X1140 AVX10X800 AVX13X1025
1.4 (B/C373, B/C37R)	03/83-12/88	C2J720, C2J766, C2J767, C2J768	49	1397		ALT, (AC) ALT PS AC	11,9X1183Ld AVX10X1140 AVX10X800 AVX13X1025
1.4 Turbo (B/C375)	04/84-12/86	C1J760, C1J764	77	1397		ALT PS AC	11,9X1183Ld AVX10X800 AVX13X1025
	10/86-12/88	C1J770, C1J782	85			ALT PS AC	11,9X1183Ld AVX10X800 AVX13X1025
1.6 D (B/C374)	08/83-12/88	F8M700, F8M720, F8M730	40	1596		ALT, (-PS), ⇒CH-NO C00219439 ALT, (-PS), CH-NO C00219440⇒ ALT, (PS) CA, ⇒12/1987 CA, ⇒01/1988 CA, 01/1988⇒ CA, 01/1988⇒	4PK885 5PK884 6PK1190
1.7 (B/C376)	10/83-12/87	F2N700, F2N704	59	1721		ALT, AC, ⇒CH-NO C00176518, MTR- CODE: F2N700	5PK1165
						ALT, CH-NO C00152039⇒, 100005523⇒, 08/1985⇒, MTR-CODE: F2N700	5PK847
						ALT, CH-NO C00002889⇒, MTR-CODE: F2N704	5PK847
						ALT, ⇒CH-NO C00152038, 100005522, ⇒08/1985, MTR-CODE: F2N700	5PK875
						ALT, ⇒CH-NO C00002888, MTR-CODE: F2N704	5PK875
						ALT, PS, MTR-CODE: F2N700 ALT, AC, CH-NO C00176519⇒, MTR- CODE: F2N700	6PK1145 6PK1165
1.7 (B/C37D)	06/87-12/88	F2N732, F2N742	64	1721		ALT, AC, ⇒CH-NO C00176518	5PK1165
						ALT	5PK847
						ALT, PS	6PK1145
						ALT, AC, CH-NO C00176519⇒	6PK1165
						CA, ⇒12/1987	
						CA, ⇒01/1988 CA, 01/1988⇒ CA, 02/1988⇒	
1.7 (B/C37E)	06/87-12/88	F3N708	69	1721		ALT, AC, ⇒CH-NO C00176518	5PK1165
						ALT	5PK847
						ALT, PS	6PK1145
						ALT, AC, CH-NO C00176519⇒	6PK1165
						CA, ⇒12/1987 CA, ⇒01/1988 CA, 01/1988⇒ CA, 02/1988⇒	
						CA, 02/1988⇒	
1.7 (B/C37F)	10/84-12/88	F3N718	55	1721		ALT, CH-NO C00001728⇒	5PK847
						ALT, ⇒CH-NO C00001729	5PK875
						CA, ⇒12/1987 CA, ⇒01/1988 CA, 01/1988⇒ CA, 02/1988⇒	
						CA, 02/1988⇒	
						CA, ⇒12/1987 CA, ⇒01/1988 CA, 01/1988⇒ CA, 02/1988⇒	
						CA, 02/1988⇒	
1.7 (B/C37L)	10/86-12/88	F2N730	54	1721		ALT	5PK847
						CA, ⇒12/1987 CA, ⇒01/1988 CA, 01/1988⇒ CA, 02/1988⇒	
						CA, ⇒12/1987 CA, ⇒01/1988 CA, 01/1988⇒ CA, 02/1988⇒	
						CA, 02/1988⇒	
						CA, ⇒12/1987 CA, ⇒01/1988 CA, 01/1988⇒ CA, 02/1988⇒	
						CA, 02/1988⇒	
1.7 (B/C37N)	10/86-12/88	F2N708, F2N710, F2N798	65	1721		ALT, AC, ⇒CH-NO C00176518	5PK1165
						ALT	5PK847
						ALT, PS	6PK1145
						ALT, AC, CH-NO C00176519⇒	6PK1165
						CA, ⇒12/1987 CA, ⇒01/1988 CA, 01/1988⇒	
						CA, ⇒01/1988	

**RENAULT**



RENAULT

## RENAULT

11 (B/C37\_)

					<b>CT684</b> <b>CT684K1</b>	CA, 01/1988⇒ CA, 02/1988⇒	
--	--	--	--	--	--------------------------------	------------------------------	--

11 Kasten (S37\_)

1.6 D (S374)	08/83-12/88	F8M700, F8M720, F8M730	40	1596	<b>CT596</b> <b>CT596K1</b> <b>CT935</b> <b>CT935K1</b> <b>CT935K2</b>	CA, ⇒01/1988 CA, ⇒01/1988 CA, 02/1988⇒ CA, 02/1988⇒ CA, 02/1988⇒	
--------------	-------------	------------------------------	----	------	--	--	--

12

1.3 (1170)	10/69-08/80 07/75-04/80	810-02/97 810.02	40 37	1289		ALT ALT	<b>AVX10X1225</b> <b>AVX10X1225</b>
1.3 TS (1177, 1337)	08/72-08/80	810.06, 810.05	44	1289		ALT	<b>AVX10X1225</b>
1.4	08/76-05/79	C1J791	49	1397		ALT	<b>AVX10X1225</b>

12 Variable (117\_)

1.3 (1170)	10/70-08/80 07/75-04/80	810-02/97 810.02	40 37	1289		ALT, 01/1972⇒ ALT	<b>AVX10X1225</b> <b>AVX10X1225</b>
1.3 (1177)	08/73-08/80	810.06, 810.05	44	1289		ALT	<b>AVX10X1225</b>

14 (121\_)

1.2 (1210)	05/76-01/80 01/80-12/83	129	42 43	1218		ALT ALT	<b>AVX10X910</b> <b>AVX10X910</b>
1.4 (1212)	09/79-06/83	150	52	1360		ALT	<b>AVX10X910</b>
1.4 (1213)	12/81-12/83	X5J	44	1360		ALT	<b>AVX10X910</b>

16 (115\_)

1.5	09/65-10/75		40	1470		WP ALT	<b>AVX10X735</b> <b>AVX10X850</b>
1.6 TL (1152, 1153, 1157)	01/71-08/80	821, 821.03, 821.04	48	1565		WP ALT, ⇒CH-NO 104560 ALT, CH-NO 104561⇒	<b>AVX10X725</b> <b>AVX10X825</b> <b>AVX10X850</b>
1.6 TS (1151, 1154)	09/68-08/80	807, 807.04, 807.05	61	1565		WP ALT, ⇒CH-NO 104560 ALT, CH-NO 104561⇒	<b>AVX10X725</b> <b>AVX10X825</b> <b>AVX10X850</b>
1.6 TX (1156)	06/74-08/80	843, 843.01	68	1647		WP ALT, ⇒CH-NO 104560 ALT, CH-NO 104561⇒	<b>AVX10X725</b> <b>AVX10X825</b> <b>AVX10X850</b>

18 (134\_)

1.4 (1340)	04/78-07/86	847722, 847720	47	1397		ALT AC	<b>AVX10X1300</b> <b>AVX13X825</b>
1.6 (1341)	04/82-07/86	841717, A2M723	54	1647		ALT PS, (AC) PS AC	<b>11,9X1013Ld</b> <b>AVX10X625</b> <b>AVX10X825</b> <b>AVX13X850</b>
	04/78-09/82	841726, 841725	58			ALT PS, (AC) PS AC	<b>11,9X1013Ld</b> <b>AVX10X625</b> <b>AVX10X825</b> <b>AVX13X850</b>
1.6 TS (1342)	05/82-07/86	A6M725, A6M726	71	1647		ALT PS, (AC) PS AC	<b>11,9X1013Ld</b> <b>AVX10X625</b> <b>AVX10X825</b> <b>AVX13X850</b>
1.6 Turbo (1345)	10/80-09/82	807727	80	1565		ALT PS, (AC) PS AC	<b>11,9X1013Ld</b> <b>AVX10X825</b> <b>AVX10X838</b> <b>AVX13X850</b>
	10/82-07/86	A5L717, A5L718	92			ALT PS, (AC) PS AC	<b>11,9X1013Ld</b> <b>AVX10X825</b> <b>AVX10X838</b> <b>AVX13X850</b>
2.0 (1343)	05/82-07/86	J6R716	77	1995		ALT PS, (AC) PS AC	<b>11,9X1013Ld</b> <b>11,9X758Ld</b> <b>AVX10X800</b> <b>AVX13X865</b>
					<b>CT647</b> <b>CT647K1</b> <b>CT749</b>	CA, ⇒01/1983, ⇒MTR-NO 24260 CA, ⇒MTR-NO 24261,26767 CA, 01/1983⇒, MTR-NO 24261⇒	
2.1 Diesel	11/81-07/86	J8S711	53	2068		ALT PS CA	<b>AVX10X1013</b> <b>AVX13X825</b>
					<b>CT522</b>		
2.1 Diesel (1344)	11/81-07/86	852710, J8S711	49	2068		ALT PS CA	<b>11,9X1013Ld</b> <b>AVX13X840</b>
					<b>CT522</b> <b>CT522K1</b>		
2.2 i	06/84-07/86	J7T718	76	2165		<b>CT750</b> <b>CT750K1</b>	CA CA, MTR-CODE: J7T

18 Kasten

2.1 Diesel	11/81-07/86	852710, J8S711	49	2068	<b>CT522</b> <b>CT522K1</b>	CA CA	
------------	-------------	----------------	----	------	--------------------------------	----------	--

18 Variable (135\_)

1.4 (1350)	05/79-07/86	847722, 847720	47	1397		ALT	<b>AVX10X1300</b>
------------	-------------	----------------	----	------	--	-----	-------------------





<b>RENAULT</b>							
<b>18 Variable (135_)</b>							
1.6 (1351)	01/82-07/86	841717, A2M723	54	1647		AC ALT PS, (AC) PS AC	AVX13X825 11,9X1013Ld AVX10X625 AVX10X825 AVX13X850
	05/79-09/82	841726, 841725	58			ALT PS, (AC) PS AC	11,9X1013Ld AVX10X625 AVX10X825 AVX13X850
1.6 TS	05/82-07/86	A6M725, A6M726	71	1647		ALT PS, (AC) PS AC	11,9X1013Ld AVX10X625 AVX10X825 AVX13X850
2.0 (1353)	10/81-07/86	J6R716	77	1995		ALT PS, (AC) PS AC	11,9X1013Ld 11,9X758Ld AVX10X800 AVX13X865
					<b>CT647</b> <b>CT647K1</b> <b>CT749</b>	CA, ⇨01/1983, ⇨MTR-NO 24261 CA, ⇨MTR-NO 24261,26767 CA, 01/1983⇨, MTR-NO 24262⇨	
2.1 Diesel	05/79-07/86	J8S711	53	2068		ALT PS	AVX10X1025 AVX13X850
2.1 Diesel (1354)	11/80-07/86	852710, J8S711	49	2068		ALT PS CA CA	11,9X1013Ld AVX13X840
					<b>CT522</b> <b>CT522K1</b>		
<b>19 I (B/C53_)</b>							
1.4	09/90-04/92	E7J700	55	1390		ALT, (PS), (-AC), ⇨06/1991 PS, (-AC) ALT, (PS), (-AC), 07/1991⇨ ALT, (AC) AC CA CA CA CA	3PK715 3PK775 AVX10X690 AVX10X725 AVX13X950
	01/88-12/92	E6J700, E6J701	59			ALT, AC PS ALT, (PS), (-AC) ALT, (AC) CA CA CA CA	3PK715 3PK775 AVX10X690 AVX10X725
					<b>CT709</b> <b>CT709K1</b> <b>CT709WP2</b>		
					<b>CT709</b> <b>CT709K1</b> <b>CT709WP2</b>		
1.4 (B/C532) KAT	01/89-04/92	C3J710	43	1397		PS ALT ALT, (AC) CA CA	3PK775 AVX10X690 AVX10X725
					<b>CT709</b> <b>CT709K1</b>		
1.4 (B/C53P)	01/89-12/89	C2J772	43	1397		ALT AC	AVX10X1140 AVX13X1025
1.7	06/89-04/92	F3N746	79	1721		ALT, (-PS), (-AC) ALT, (PS), (-AC) ALT, (-PS), (AC) ALT, (PS), (AC) CA CA	5PK847 6PK1165 6PK1460 6PK1693
					<b>CT684</b> <b>CT684K1</b>		
1.7 (B/C53B)	09/88-04/92	F3N740, F3N741	54	1721		ALT ALT, PS ALT, AC ALT, PS, AC CA CA	5PK847 6PK1165 6PK1460 6PK1693
					<b>CT684</b> <b>CT684K1</b>		
1.7 (B/C53C)	09/88-04/92	F3N742, F3N743	66	1721		ALT ALT, PS ALT, AC ALT, PS, AC CA CA	5PK847 6PK1165 6PK1460 6PK1693
					<b>CT684</b> <b>CT684K1</b>		
1.8 16V (B/C53D)	06/89-04/92	F7P704	99	1764		ALT, PS, AC PS ALT CA CA, OPT CA	6PK1138 6PK1413 6PK875
					<b>CT760</b> <b>CT760K1</b> <b>CT760K2</b>		
1.9 D (B/C534, B/C53J)	09/88-04/92	F8Q706, F8Q742	47	1870		ALT, (PS), (-AC) ALT, (PS), (AC) ALT, (-PS), (-AC) ONLY WITH VD1081	6PK1165 6PK1548 6PK869 MS04 VD1081

**RENAULT**



**RENAULT**
**RENAULT**
**19 I (B/C53\_)**

					<b>CT604</b>	CA	
					<b>CT604K1</b>	CA	

**19 I Cabriolet (D53\_)**

1.7	07/91-04/92	F3N742, F3N743	70	1721		ALT ALT, PS ALT, AC ALT, PS, AC	<b>5PK847</b> <b>6PK1165</b> <b>6PK1460</b> <b>6PK1693</b>
					<b>CT684</b>	CA	
					<b>CT684K1</b>	CA	
1.8 16V (D53D)	07/91-04/92	F7P704	101	1764		ALT, PS, AC PS ALT	<b>6PK1138</b> <b>6PK1413</b> <b>6PK875</b>
					<b>CT760</b>	CA	
					<b>CT760K1</b>	CA, OPT	
					<b>CT760K2</b>	CA	

**19 I Chamade (L53\_)**

1.4	07/88-08/90	E6J700, E6J701	57	1390		ALT, (PS), (-AC) PS, (-AC) ALT, (-PS), (-AC) ALT, (AC) AC	<b>3PK715</b> <b>3PK775</b> <b>AVX10X690</b> <b>AVX10X725</b> <b>AVX13X950</b>
					<b>CT709</b>	CA	
					<b>CT709K1</b>	CA	
1.4 (L532, L53P)	07/88-04/92	C2J772, C3J710	43	1397		PS ALT ALT, (AC)	<b>3PK775</b> <b>AVX10X690</b> <b>AVX10X725</b>
1.7 (L533)	09/88-12/92	F2N721, F2N720	68	1721		ALT, (PS), (-AC) ALT, (-PS), (AC) ALT, (PS), (AC)	<b>6PK1165</b> <b>6PK1460</b> <b>6PK1693</b>
					<b>CT684</b>	CA	
					<b>CT684K1</b>	CA	
1.7 (L53B)	10/89-04/92	F3N740, F3N741	54	1721		ALT ALT, PS ALT, AC ALT, PS, AC	<b>5PK847</b> <b>6PK1165</b> <b>6PK1460</b> <b>6PK1693</b>
					<b>CT684</b>	CA	
					<b>CT684K1</b>	CA	
1.7 (L53C)	07/88-04/92	F3N742, F3N743	66	1721		ALT ALT, PS ALT, AC ALT, PS, AC	<b>5PK847</b> <b>6PK1165</b> <b>6PK1460</b> <b>6PK1693</b>
					<b>CT684</b>	CA	
					<b>CT684K1</b>	CA	
1.7 (L53F)	08/88-12/92	F3N746	79	1721		ALT, (-PS), (-AC) ALT, (PS), (-AC) ALT, (-PS), (AC) ALT, (PS), (AC)	<b>5PK847</b> <b>6PK1165</b> <b>6PK1460</b> <b>6PK1693</b>
					<b>CT684</b>	CA	
					<b>CT684K1</b>	CA	
1.8 16V (L53D)	10/89-04/92	F7P704	99	1764		ALT, PS, AC PS ALT	<b>6PK1138</b> <b>6PK1413</b> <b>6PK875</b>
					<b>CT760</b>	CA	
					<b>CT760K1</b>	CA	
					<b>CT760K2</b>	CA	
1.9 D (L534, L53J)	10/89-04/92	F8Q706, F8Q742	47	1870		ALT, (PS), (-AC) ALT, (PS), (AC) ALT, (-PS), (-AC) ONLY WITH VD1081	<b>6PK1165</b> <b>6PK1548</b> <b>6PK869</b> <b>MS04</b> <b>VD1081</b>
					<b>CT604</b>	CA	
					<b>CT604K1</b>	CA	
1.9 TD (L53K)	09/90-04/92	F8Q740	68	1870		ALT, (-AC), NOT FOR SPAIN, NOT FOR PORTUGAL ALT, (-AC), SPAIN, PORTUGAL ALT, (AC)	<b>6PK1173</b>  <b>6PK1190</b> <b>6PK1548</b>
					<b>CT604</b>	CA	
					<b>CT604K1</b>	CA	

**19 I Kasten (S53\_)**

1.4	01/88-12/92	E6J700	59	1390		ALT, (AC) PS, (-AC) ALT, (-AC) AC	<b>3PK715</b> <b>3PK775</b> <b>AVX10X690</b> <b>AVX13X950</b>
					<b>CT709</b>	CA	
					<b>CT709K1</b>	CA	
					<b>CT709WP2</b>	CA	
1.9 D	01/88-12/92	F8Q706, F8Q742	48	1870		ALT, PS	<b>6PK1165</b> <b>6PK1548</b>





## RENAULT

### 19 I Kasten (S53\_)

						ALT ONLY WITH VD1081 CA CA	6PK869 MS04
					<b>CT604</b> <b>CT604K1</b>		

### 19 II (B/C53\_)

1.4	01/92-12/95	E6J700, E7J706	59	1390		ALT, (AC) PS, (-AC) ALT, (-AC) AC CA CA CA CA	3PK715 3PK775 AVX10X690 AVX13X950
					<b>CT709</b> <b>CT709K1</b> <b>CT709WP2</b>		
1.4 (B/C532)	04/92-12/95	C3J710	43	1397		ALT, AC ALT ALT	3PK715 AVX10X1140 AVX10X685
1.4 (B/C535)	01/92-12/95	E7J742	55	1390		ALT, AC PS ALT, (PS), (-AC) ALT, (AC) CA CA CA CA	3PK715 3PK775 AVX10X690 AVX10X725
					<b>CT709</b> <b>CT709K1</b> <b>CT709WP2</b>		
1.7	05/92-09/94	F3N746	79	1721		ALT, (-PS), (-AC) ALT, (PS), (-AC) ALT, (-PS), (AC) ALT, (PS), (AC) CA CA	5PK847 6PK1165 6PK1460 6PK1693
					<b>CT684</b> <b>CT684K1</b>		
1.7 (B/C53B)	04/92-12/95	F3N740, F3N741	54	1721		ALT ALT, PS ALT, AC ALT, PS, AC CA CA	5PK847 6PK1165 6PK1460 6PK1693
					<b>CT684</b> <b>CT684K1</b>		
1.7 (B/C53C)	04/92-12/95	F3N743	66	1721		ALT ALT, PS ALT, AC ALT, PS, AC CA CA	5PK847 6PK1165 6PK1460 6PK1693
					<b>CT684</b> <b>CT684K1</b>		
1.8 (5/353A)	04/92-12/95	F3P706, F3P760	66	1794		ALT ALT, PS ALT, AC ALT, PS, AC CA CA	5PK847 6PK1165 6PK1460 6PK1693
					<b>CT684</b> <b>CT684K1</b>		
1.8 (5/353F, B/C538)	05/94-12/95	F3P682, F3P765	79	1794		ALT, (-PS), (-AC) ALT, (PS), (-AC) ALT, (-PS), (AC) ALT, (PS), (AC) CA CA	5PK847 6PK1165 6PK1460 6PK1693
					<b>CT684</b> <b>CT684K1</b>		
1.8 (B/C538)	04/92-05/94	F3P700	81	1794		ALT ALT, PS ALT, PS, AC CA CA	5PK847 6PK1165 6PK1693
					<b>CT684</b> <b>CT684K1</b>		
1.8 (B/C53Y)	04/92-12/95	F3P706, F3P707, F3P708, F3P760	65	1794		ALT ALT, PS ALT, AC ALT, PS, AC CA CA	5PK847 6PK1165 6PK1460 6PK1693
					<b>CT684</b> <b>CT684K1</b>		
1.8 16V (B/C53D)	04/92-12/95	F7P704	99	1764		ALT, PS, AC PS ALT CA CA CA	6PK1138 6PK1413 6PK875
					<b>CT760</b> <b>CT760K1</b> <b>CT760K2</b>		
1.9 D (B/C53J)	04/92-12/95	F8Q742	47	1870		ALT, PS, ⇨01/1994 ALT, PS, 01/1994⇨ ALT, PS, AC ALT ONLY WITH VD1081 CA CA	6PK1165 6PK1173 6PK1548 6PK869 MS04 VD1081
					<b>CT604</b> <b>CT604K1</b>		
1.9 dT (B/C53T)	04/92-12/95	F8Q744	66	1870		ALT, PS	6PK1173





## RENAULT

### 19 II (B/C53\_)

						ALT, PS, AC CA	6PK1548
					<b>CT604</b> <b>CT604K1</b>	CA	

### 19 II Cabriolet (D53\_, 853\_) 1.7 (D53C)

04/92-09/93	F3N742, F3N743	66	1721		ALT ALT, PS ALT, AC ALT, PS, AC CA CA	5PK847 6PK1165 6PK1460 6PK1693
				<b>CT684</b> <b>CT684K1</b>	CA	

### 1.8 (853A)

09/93-06/96	F3P706, F3P760	66	1794		ALT ALT, PS ALT, AC ALT, PS, AC CA CA	5PK847 6PK1165 6PK1460 6PK1693
				<b>CT684</b> <b>CT684K1</b>	CA	

### 1.8 (D53V, 853F, D53C)

07/94-06/96	F3P682, F3P765, F3P764	79	1794		ALT ALT, PS ALT, AC ALT, PS, AC CA CA	5PK847 6PK1165 6PK1460 6PK1693
				<b>CT684</b> <b>CT684K1</b>	CA	

### 1.8 (D53Y)

04/92-06/96	F3P705, F3P706, F3P707, F3P708, F3P760, F3P704	65	1794		ALT ALT, PS ALT, AC ALT, PS, AC CA CA	5PK847 6PK1165 6PK1460 6PK1693
				<b>CT684</b> <b>CT684K1</b>	CA	

### 1.8 16V (D53D)

04/92-06/96	F7P704	99	1764		ALT, PS, AC PS ALT CA CA CA	6PK1138 6PK1413 6PK875
				<b>CT760</b> <b>CT760K1</b> <b>CT760K2</b>	CA	

### 19 II Chamade (L53\_)

04/92-12/95	C3J710	43	1397		ALT, AC ALT ALT	3PK715 AVX10X1140 AVX10X685
-------------	--------	----	------	--	-----------------------	-----------------------------------

### 1.4 (L535)

11/93-12/95	E7J742	55	1390		ALT, AC PS ALT ALT, (AC) CA CA CA	3PK715 3PK775 AVX10X690 AVX10X725
				<b>CT709</b> <b>CT709K1</b> <b>CT709WP2</b>	CA	

### 1.7 (L533)

01/93-08/95	F2N721, F2N720	68	1721		ALT, (PS), (-AC) ALT, (-PS), (AC) ALT, (PS), (AC) CA CA	6PK1165 6PK1460 6PK1693
				<b>CT684</b> <b>CT684K1</b>	CA	

### 1.7 (L53B)

04/92-12/95	F3N740, F3N741	54	1721		ALT ALT, PS ALT, AC ALT, PS, AC CA CA	5PK847 6PK1165 6PK1460 6PK1693
				<b>CT684</b> <b>CT684K1</b>	CA	

### 1.8 (453A/F)

04/92-12/95	F3P706, F3P760	66	1794		ALT ALT, PS ALT, AC ALT, PS, AC CA CA	5PK847 6PK1165 6PK1460 6PK1693
				<b>CT684</b> <b>CT684K1</b>	CA	

### 1.8 (L538)

04/92-05/94	F3P700	81	1794		ALT ALT, PS ALT, AC ALT, PS, AC CA CA	5PK847 6PK1165 6PK1460 6PK1693
				<b>CT684</b> <b>CT684K1</b>	CA	

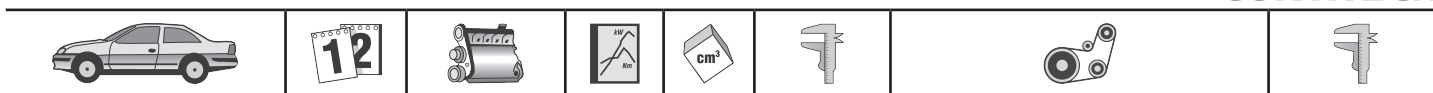
### 1.8 (L53V, L538)

05/94-12/95	F3P682	79	1783		ALT, (-PS), (-AC) ALT, (PS), (-AC) ALT, (-PS), (AC) ALT, (PS), (AC) CA CA	5PK847 6PK1165 6PK1460 6PK1693
				<b>CT684</b> <b>CT684K1</b>	CA	

### 1.8 (L53Y)

04/92-12/95	F3P705, F3P706, F3P707, F3P708,	65	1794		ALT ALT, PS ALT, AC ALT, PS, AC	5PK847 6PK1165 6PK1460 6PK1693
-------------	--	----	------	--	--	---





## RENAULT

### 19 II Chamade (L53\_)

1.8 16V (L53D)	04/92-12/95	F7P704	99	1764	CT684 CT684K1	CA CA ALT, PS, AC ALT, PS ALT CA CA CA	6PK1138 6PK1413 6PK875
1.9 D (L53J)	04/92-12/95	F8Q742	47	1870	CT760 CT760K1 CT760K2	ALT, PS, ⇒01/1994 ALT, PS, 01/1994⇒ ALT, PS, AC ALT CA CA	6PK1165 6PK1173 6PK1548 6PK869 VD1081
1.9 dT (L53T)	04/92-12/95	F8Q744	66	1870	CT604 CT604K1	ALT ALT, AC CA CA	6PK1173 6PK1555

### 19 II Kasten (S53\_)

1.9 D	03/92-12/95	F8Q706, F8Q742	48	1870	CT604 CT604K1	ALT, PS, ⇒01/1994 ALT, PS, 01/1994⇒ ALT, PS, AC ALT ONLY WITH VD1081 CA CA	6PK1165 6PK1173 6PK1548 6PK869 MS04
-------	-------------	-------------------	----	------	------------------	--	---

### 20 (127\_)

1.6 (1271)	05/77-12/83	843720, 843721	71	1647		ALT, CH-NO 146001⇒ ALT, CH-NO 116201⇒, ⇒CH-NO 146000 ALT, ⇒CH-NO 116200 PS, (AC) PS AC	11,9X1013Ld AVX10X1050 AVX10X1075 AVX10X813 AVX10X850 AVX13X1030
	10/75-05/77	843	66			ALT, CH-NO 146001⇒ ALT, CH-NO 116201⇒, ⇒CH-NO 146000 ALT, ⇒CH-NO 116200 PS, (AC) PS AC	11,9X1013Ld AVX10X1050 AVX10X1075 AVX10X813 AVX10X850 AVX13X1030
2.0 (1272)	10/77-10/80	829700, 829701, 829.01	80	1995	CT647 CT647K1	ALT PS, (AC) PS AC CA CA	11,9X1013Ld 11,9X758Ld AVX10X825 AVX13X865
2.0 (1277)	10/80-12/83	829702, 829703	76	1995	CT647 CT647K1	ALT PS, (AC) PS AC CA CA	11,9X1013Ld 11,9X758Ld AVX10X825 AVX13X865
2.1 Diesel (1276)	10/80-12/83	852	47	2068	CT522 CT522K1	ALT PS CA CA	11,9X1013Ld 11,9X758Ld
2.1 TD	01/82-12/83	J8S702	63	2068	CT522 CT522K1	CA CA, MTR-CODE: J8S	
2.2 (1279)	10/80-12/83	851700	85	2165	CT676 CT676K1	ALT PS, (AC) PS AC CA CA	11,9X1013Ld 11,9X758Ld AVX10X825 AVX13X865

### 21 (B48\_)

1.4 (B48D)	09/89-05/93	C2J770	51	1397	CT684 CT684K1	ALT, (-PS), (-AC) ALT, (PS), (-AC), OE-NO 7700729752 ALT, (PS), (-AC), OE-NO 7700740637 ALT, (-PS), (AC) ALT, (PS), (AC) CA, 01/1988⇒ CA, 01/1988⇒	5PK847 6PK1138 6PK1165 6PK1460 6PK1693
						ALT, (-PS), (-AC) ALT, (PS), (-AC), OE-NO 7700729752 ALT, (PS), (-AC), OE-NO 7700740637 ALT, (-PS), (AC) ALT, (PS), (AC) CA, 01/1988⇒	5PK847 6PK1138 6PK1165 6PK1460 6PK1693

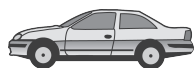
1.7 (B48E)	09/89-06/94	F3N722, F3N723	66	1721	CT684	ALT, (-PS), (-AC) ALT, (PS), (-AC), OE-NO 7700729752 ALT, (PS), (-AC), OE-NO 7700740637 ALT, (-PS), (AC) ALT, (PS), (AC) CA, 01/1988⇒	5PK847 6PK1138 6PK1165 6PK1460 6PK1693
------------	-------------	----------------	----	------	-------	--	--




**RENAULT**

21 (B48_)							
↔					<b>CT684K1</b>	CA, 01/1988⇒	
1.7 (B48F)	09/89-10/92	F3N726	54	1721		ALT, (-PS), (-AC) ALT, (PS), (-AC), OE-NO 7700729752 ALT, (PS), (-AC), OE-NO 7700740637 ALT, (-PS), (AC) ALT, (PS), (AC)	<b>5PK847</b> <b>6PK1138</b> <b>6PK1165</b> <b>6PK1460</b> <b>6PK1693</b>
					<b>CT684</b> <b>CT684K1</b>	CA, 01/1988⇒ CA, 01/1988⇒	
2.0 (B48C)	09/89-12/93	J7R746, J7R747	88	1995		ALT PS AC	<b>11,9X1013Ld</b> <b>11,9X758Ld</b> <b>4PK885</b>
					<b>CT749</b> <b>CT749K1</b>	CA CA, 01/1991⇒	
2.0 (B48R/Y)	02/90-10/92	J7R740	99	1995		ALT PS AC	<b>11,9X1013Ld</b> <b>11,9X758Ld</b> <b>4PK875</b>
					<b>CT749</b> <b>CT749K1</b>	CA CA	
2.0 4x4 (B48R/Y)	09/90-10/92	J7R740	99	1995		ALT PS AC	<b>11,9X1013Ld</b> <b>11,9X758Ld</b> <b>4PK875</b>
					<b>CT749</b> <b>CT749K1</b>	CA CA	
2.1 D (B480)	04/92-06/94	J8S784	51	2068		ALT PS AC	<b>11,9X1013Ld</b> <b>11,9X758Ld</b> <b>4PK875</b>
					<b>CT522</b> <b>CT522K1</b>	CA CA	
2.1 D (B48V/B48O)	09/89-12/92	J8S600, J8S740	53	2068		ALT PS AC	<b>11,9X1013Ld</b> <b>11,9X758Ld</b> <b>4PK875</b>
					<b>CT522</b> <b>CT522K1</b>	CA CA	
2.1 Turbo-D (B486, B488, B48V)	09/89-06/94	J8S714, J8S786, J8S788	65	2068		ALT PS AC	<b>11,9X1013Ld</b> <b>11,9X758Ld</b> <b>4PK875</b>
					<b>CT522</b> <b>CT522K1</b>	CA CA	
2.2 (B48K)	09/89-06/94	J7T754, J7T755	79	2165		ALT PS AC	<b>11,9X1013Ld</b> <b>11,9X758Ld</b> <b>4PK875</b>
					<b>CT750</b> <b>CT750K1</b>	CA CA	
2.2 4x4 (B48K)	07/90-06/94	J7T754, J7T755	79	2165		ALT PS AC	<b>11,9X1013Ld</b> <b>11,9X758Ld</b> <b>4PK875</b>
					<b>CT750</b> <b>CT750K1</b>	CA CA	
21 Kasten (S48_)							
1.7	06/86-04/95	F2N710	65	1721		ALT ALT, PS ALT, AC ALT, PS, AC	<b>5PK847</b> <b>6PK1165</b> <b>6PK1460</b> <b>6PK1693</b>
					<b>CT553</b> <b>CT553K1</b> <b>CT684</b> <b>CT684K1</b>	CA, ⇒12/1987 CA, ⇒01/1988 CA, 01/1988⇒ CA, 02/1988⇒	
1.9 D	06/86-08/94	F8Q710	47	1870		ONLY WITH VD1081	<b>MS04</b>
2.1 D	06/86-08/94	J8S704	49	2068		ALT PS AC	<b>11,9X1013Ld</b> <b>11,9X758Ld</b> <b>4PK885</b>
					<b>CT522</b> <b>CT522K1</b>	CA CA	
21 Kombi (K48_)							
1.7 (K/S481)	06/86-03/93	F2N712	55	1721		ALT, (-PS), (-AC) ALT, (PS), (-AC), OE-NO 7700729752 ALT, (PS), (-AC), OE-NO 7700740637 ALT, (-PS), (AC) ALT, (PS), (AC)	<b>5PK847</b> <b>6PK1138</b> <b>6PK1165</b> <b>6PK1460</b> <b>6PK1693</b>
					<b>CT553</b> <b>CT553K1</b> <b>CT684</b> <b>CT684K1</b>	CA, ⇒12/1987 CA, ⇒12/1987 CA, 01/1988⇒ CA, 01/1988⇒	
1.7 (K/S482)	10/86-12/88	F2N710	65	1721		ALT, (-PS), (-AC) ALT, (PS), (-AC), OE-NO 7700729752 ALT, (PS), (-AC), OE-NO 7700740637 ALT, (-PS), (AC) ALT, (PS), (AC)	<b>5PK847</b> <b>6PK1138</b> <b>6PK1165</b> <b>6PK1460</b> <b>6PK1693</b>





## RENAULT

21 Kombi (K48\_)

					<b>CT553</b> <b>CT553K1</b> <b>CT684</b> <b>CT684K1</b>	CA, ⇒12/1987 CA, ⇒12/1987 CA, 01/1988⇒ CA, 01/1988⇒	
1.7 (K48E)	06/86-12/89	F3N722, F3N723	69	1721		ALT, (-PS), (-AC) ALT, (PS), (-AC), OE-NO 7700729752 ALT, (PS), (-AC), OE-NO 7700740637 ALT, (-PS), (AC) ALT, (PS), (AC) CA, ⇒12/1987 CA, ⇒12/1987 CA, 01/1988⇒ CA, 01/1988⇒	<b>5PK847</b> <b>6PK1138</b> <b>6PK1165</b> <b>6PK1460</b> <b>6PK1693</b>
	10/89-12/93		66			ALT, (-PS), (-AC) ALT, (PS), (-AC), OE-NO 7700729752 ALT, (PS), (-AC), OE-NO 7700740637 ALT, (-PS), (AC) ALT, (PS), (AC) CA, 01/1988⇒ CA, 01/1988⇒	<b>5PK847</b> <b>6PK1138</b> <b>6PK1165</b> <b>6PK1460</b> <b>6PK1693</b>
1.7 (K48F) KAT	05/88-06/93	F3N726	54	1721		ALT, (-PS), (-AC) ALT, (PS), (-AC), OE-NO 7700729752 ALT, (PS), (-AC), OE-NO 7700740637 ALT, (-PS), (AC) ALT, (PS), (AC) CA, 01/1988⇒ CA, 01/1988⇒	<b>5PK847</b> <b>6PK1138</b> <b>6PK1165</b> <b>6PK1460</b> <b>6PK1693</b>
1.7 (K48M)	06/86-12/89	F2N750	54	1721		ALT, (-PS), (-AC) ALT, (PS), (-AC), OE-NO 7700729752 ALT, (PS), (-AC), OE-NO 7700740637 ALT, (-PS), (AC) ALT, (PS), (AC) CA, ⇒12/1987 CA, ⇒12/1987 CA, 01/1988⇒ CA, 01/1988⇒	<b>5PK847</b> <b>6PK1138</b> <b>6PK1165</b> <b>6PK1460</b> <b>6PK1693</b>
1.7 (K48N)	06/87-04/89	F2N752	64	1721		ALT, (-PS), (-AC) ALT, (PS), (-AC), OE-NO 7700729752 ALT, (PS), (-AC), OE-NO 7700740637 ALT, (-PS), (AC) ALT, (PS), (AC) CA, ⇒12/1987 CA, ⇒12/1987 CA, 01/1988⇒ CA, 01/1988⇒	<b>5PK847</b> <b>6PK1138</b> <b>6PK1165</b> <b>6PK1460</b> <b>6PK1693</b>
2.0 (K483)	06/86-12/88	J7R750, J7R751	85	1995		ALT PS AC CA	<b>11,9X1013Ld</b> <b>11,9X758Ld</b> <b>4PK875</b>
					<b>CT749</b>	CA	
2.0 (K48C)	03/86-12/93	J7R746, J7R747	88	1995		ALT PS AC CA	<b>11,9X1013Ld</b> <b>11,9X758Ld</b> <b>4PK885</b>
					<b>CT749</b>	CA	
					<b>CT749K1</b>	CA, 01/1991⇒	
2.0 (K48R)	06/90-02/94	J7R740	99	1995		ALT PS AC CA CA	<b>11,9X1013Ld</b> <b>11,9X758Ld</b> <b>4PK875</b>
					<b>CT749</b>	CA	
					<b>CT749K1</b>	CA	
2.0 4x4	03/89-12/93	J7R746, J7R747	88	1995		ALT PS AC CA CA, 01/1991⇒	<b>11,9X1013Ld</b> <b>11,9X758Ld</b> <b>4PK885</b>
					<b>CT749</b>	CA	
					<b>CT749K1</b>	CA, 01/1991⇒	
2.1 D (K/S486)	10/86-09/90	J8S704	48	2068		ALT PS AC CA CA	<b>11,9X1013Ld</b> <b>11,9X758Ld</b> <b>4PK875</b>
					<b>CT522</b>	CA	
					<b>CT522K1</b>	CA	
2.1 D (K/S48V, K/S48O)	08/89-12/92	J8S600, J8S740	53	2068		ALT PS AC CA CA	<b>11,9X1013Ld</b> <b>11,9X758Ld</b> <b>4PK875</b>
					<b>CT522</b>	CA	
					<b>CT522K1</b>	CA	
2.1 D (K480)	02/92-09/95	J8S784	51	2068		ALT PS AC CA	<b>11,9X1013Ld</b> <b>11,9X758Ld</b> <b>4PK875</b>
					<b>CT522</b>	CA	



## RENAULT

### 21 Kombi (K48\_)

↔					<b>CT522K1</b>	CA	
2.1 D 4x4 (K486)	10/88-05/92	J8S704	48	2068		ALT PS AC	<b>11,9X1013Ld</b> <b>11,9X758Ld</b> <b>4PK875</b>
					<b>CT522</b> <b>CT522K1</b>	CA CA	
2.1 Turbo-D (K48A, K48W, K487, K488)	10/86-11/93	J8S714, J8S786, J8S788	65	2068		ALT PS AC	<b>11,9X1013Ld</b> <b>11,9X758Ld</b> <b>4PK875</b>
					<b>CT522</b> <b>CT522K1</b>	CA CA	
2.2 (K48K)	06/86-11/93	J7T754, J7T755	79	2165		ALT PS AC	<b>11,9X1013Ld</b> <b>11,9X758Ld</b> <b>4PK875</b>
					<b>CT750</b> <b>CT750K1</b>	CA CA	
2.2 4x4 (K48K)	06/86-12/93	J7T754, J7T755	79	2165		ALT PS AC	<b>11,9X1013Ld</b> <b>11,9X758Ld</b> <b>4PK875</b>
					<b>CT750</b> <b>CT750K1</b>	CA CA	

### 21 Stufenheck (L48\_)

1.7 (L481)	03/86-12/87	F2N712	55	1721		ALT, (-PS), (-AC) ALT, (PS), (-AC), OE-NO 7700729752 ALT, (PS), (-AC), OE-NO 7700740637 ALT, (-PS), (AC) ALT, (PS), (AC) CA, ⇨12/1987	<b>5PK847</b> <b>6PK1138</b> <b>6PK1165</b> <b>6PK1460</b> <b>6PK1693</b>
					<b>CT553</b> <b>CT553K1</b>	CA, ⇨12/1987 CA, ⇨12/1987	
1.7 (L482)	03/86-03/93	F2N710	65	1721		ALT, (-PS), (-AC) ALT, (PS), (-AC), OE-NO 7700729752 ALT, (PS), (-AC), OE-NO 7700740637 ALT, (-PS), (AC) ALT, (PS), (AC) CA, ⇨12/1987	<b>5PK847</b> <b>6PK1138</b> <b>6PK1165</b> <b>6PK1460</b> <b>6PK1693</b>
					<b>CT553</b> <b>CT553K1</b> <b>CT684</b> <b>CT684K1</b>	CA, ⇨12/1987 CA, ⇨12/1987 CA, 01/1988⇨ CA, 01/1988⇨	
1.7 (L48E)	03/86-02/94	F3N722, F3N723	69	1721		ALT, (-PS), (-AC) ALT, (PS), (-AC), OE-NO 7700729752 ALT, (PS), (-AC), OE-NO 7700740637 ALT, (-PS), (AC) ALT, (PS), (AC) CA, ⇨12/1987	<b>5PK847</b> <b>6PK1138</b> <b>6PK1165</b> <b>6PK1460</b> <b>6PK1693</b>
					<b>CT553</b> <b>CT553K1</b> <b>CT684</b> <b>CT684K1</b>	CA, ⇨12/1987 CA, ⇨12/1987 CA, 01/1988⇨ CA, 01/1988⇨	
	09/89-02/94		66			ALT, (-PS), (-AC) ALT, (PS), (-AC), OE-NO 7700729752 ALT, (PS), (-AC), OE-NO 7700740637 ALT, (-PS), (AC) ALT, (PS), (AC) CA, 01/1988⇨	<b>5PK847</b> <b>6PK1138</b> <b>6PK1165</b> <b>6PK1460</b> <b>6PK1693</b>
					<b>CT684</b> <b>CT684K1</b>	CA, 01/1988⇨ CA, 01/1988⇨	
1.7 (L48M, L48F)	07/86-02/94	F2N750, F3N726	54	1721		ALT, (-PS), (-AC) ALT, (PS), (-AC), OE-NO 7700729752 ALT, (PS), (-AC), OE-NO 7700740637 ALT, (-PS), (AC) ALT, (PS), (AC) CA, ⇨12/1987	<b>5PK847</b> <b>6PK1138</b> <b>6PK1165</b> <b>6PK1460</b> <b>6PK1693</b>
					<b>CT553</b> <b>CT553K1</b> <b>CT684</b> <b>CT684K1</b>	CA, ⇨12/1987 CA, ⇨12/1987 CA, 01/1988⇨ CA, 01/1988⇨	
1.7 (L48N)	06/87-04/89	F2N752	64	1721		ALT, (-PS), (-AC) ALT, (PS), (-AC), OE-NO 7700729752 ALT, (PS), (-AC), OE-NO 7700740637 ALT, (-PS), (AC) ALT, (PS), (AC) CA, ⇨12/1987	<b>5PK847</b> <b>6PK1138</b> <b>6PK1165</b> <b>6PK1460</b> <b>6PK1693</b>
					<b>CT553</b> <b>CT553K1</b> <b>CT684</b> <b>CT684K1</b>	CA, ⇨12/1987 CA, ⇨12/1987 CA, 01/1988⇨ CA, 01/1988⇨	
1.9 D (L48H, L48I)	08/89-10/93	F8Q710	47	1870		ONLY WITH VD1081	<b>MS04</b>
2.0	05/91-10/93	J6R758	78	1995		ALT PS AC	<b>11,9X1013Ld</b> <b>11,9X758Ld</b> <b>4PK875</b>
					<b>CT749</b> <b>CT749K1</b>	CA CA	





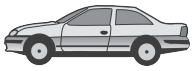
<b>RENAULT</b>							
<b>21 Stufenheck (L48_)</b>							
↩ 2.0 (L483)	03/86-12/88	J7R750, J7R751	85	1995		ALT PS AC CA	11,9X1013Ld 11,9X758Ld 4PK875
					<b>CT749</b>		
2.0 (L489)	03/86-10/93	J6R758, J6R759, J6R792, J6R793	75	1995		ALT PS AC CA	11,9X1013Ld 11,9X758Ld 4PK885
					<b>CT749</b> <b>CT749K1</b>	CA, 01/1991⇒	
2.0 (L48C)	03/86-12/93	J7R746, J7R747	88	1995		ALT PS AC CA	11,9X1013Ld 11,9X758Ld 4PK885
					<b>CT749</b> <b>CT749K1</b>	CA, 01/1991⇒	
2.0 (L48R)	02/90-06/94	J7R740	99	1995		ALT PS AC CA	11,9X1013Ld 11,9X758Ld 4PK875
					<b>CT749</b> <b>CT749K1</b>	CA	
2.0 4x4 (L48R)	12/89-02/94	J7R740	99	1995		ALT PS AC CA	11,9X1013Ld 11,9X758Ld 4PK875
					<b>CT749</b> <b>CT749K1</b>	CA	
2.0 Turbo (L485)	04/87-03/90	J7R752	129	1995		ALT PS AC CA	11,9X1013Ld 11,9X758Ld 4PK875
					<b>CT749</b>	CA	
2.0 Turbo (L48L)	02/90-10/92	J7R756	119	1995		ALT PS AC CA	11,9X1013Ld 11,9X758Ld 4PK875
					<b>CT749</b> <b>CT749K1</b>	CA, 01/1991⇒	
2.0 Turbo 4x4	08/89-10/93	J7R752	129	1995		AC	4PK875
2.0 Turbo 4x4 (L48L)	02/90-10/92	J7R756	119	1995		ALT PS AC CA	11,9X1013Ld 11,9X758Ld 4PK875
					<b>CT749</b> <b>CT749K1</b>	CA	
2.1 D (L480)	10/92-06/94	J8S784	51	2068		ALT PS AC CA	11,9X1013Ld 11,9X758Ld 4PK875
					<b>CT522</b> <b>CT522K1</b>	CA	
2.1 D (L486)	03/86-12/89	J8S704	48	2068		ALT PS AC CA	11,9X1013Ld 11,9X758Ld 4PK875
					<b>CT522</b> <b>CT522K1</b>	CA	
2.1 D (L48V, L48O)	05/89-06/94	J8S600, J8S740	53	2068		ALT PS AC CA	11,9X1013Ld 11,9X758Ld 4PK875
					<b>CT522</b> <b>CT522K1</b>	CA	
2.1 TD	04/86-06/89	J8S704	50	2068		ALT PS AC CA	11,9X1013Ld 11,9X758Ld 4PK875
					<b>CT522</b> <b>CT522K1</b>	CA	
2.1 Turbo-D (L48A, L48W, L487, L488)	03/86-06/94	J8S714, J8S786, J8S788	65	2068		ALT PS AC CA	11,9X1013Ld 11,9X758Ld 4PK875
					<b>CT522</b> <b>CT522K1</b>	CA	
2.2 (L48K)	07/86-02/94	J7T754, J7T755	79	2165		ALT PS AC CA	11,9X1013Ld 11,9X758Ld 4PK875
					<b>CT750</b> <b>CT750K1</b>	CA	
2.2 4x4 (L48K)	07/90-02/94	J7T754, J7T755	79	2165		ALT PS AC CA	11,9X1013Ld 11,9X758Ld 4PK875
					<b>CT750</b> <b>CT750K1</b>	CA	
<b>25 (B29_)</b>							
2.0	03/87-12/93	J7R722, J7R723	88	1995		ALT PS CA	11,9X1013Ld 11,9X758Ld
					<b>CT749</b>		




**RENAULT**
**RENAULT**

25 (B29_)							
↔ 2.0 (B297)	04/84-12/92	J6R706, J6R707, J6R760, J6R762, J6R763	74	1995	CT749 CT749K1	ALT PS AC, MTR-NO 112221⇒ AC, ⇒MTR-NO 112220 CA CA, 01/1991⇒	11,9X1013Ld 11,9X758Ld 4PK875 AVX13X875
2.0 12V (B294)	06/89-12/92	J7R726	99	1995	CT749 CT749K1	ALT PS AC, MTR-NO 112221⇒ AC, ⇒MTR-NO 112220 CA CA, 01/1991⇒	11,9X1013Ld 11,9X758Ld 4PK875 AVX13X875
2.1 Diesel (B296)	04/84-05/89	J8S706	46	2068	CT522 CT522K1	ALT PS AC CA CA	11,9X1013Ld 11,9X758Ld 4PK875
	06/89-12/92	J8S736	51		CT522 CT522K1	ALT PS AC CA CA	11,9X1013Ld 11,9X758Ld 4PK875
2.1 Turbo-D (B290, B29W)	04/84-12/92	J8S708, J8S738	63	2068	CT522 CT522K1	ALT PS AC CA CA	11,9X1013Ld 11,9X758Ld 4PK875
2.2 (B29)	11/85-03/89		76	2165	CT750 CT750K1	ALT PS AC, MTR-NO 57147⇒ AC, ⇒MTR-NO 57146 CA CA, MTR-CODE: J7T	11,9X1013Ld 11,9X758Ld 4PK875 AVX13X875
2.2 (B29B)	09/86-12/92	J7T708, J7T732, J7T733	79	2165	CT750 CT750K1	ALT PS AC, MTR-NO 57147⇒ AC, ⇒MTR-NO 57146 CA CA	11,9X1013Ld 11,9X758Ld 4PK875 AVX13X875
2.2 (B29E)	04/84-12/89	J7T706, J7T707, J7T714, J7T715	89	2165	CT750 CT750K1	ALT PS AC, MTR-NO 57147⇒ AC, ⇒MTR-NO 57146 CA CA	11,9X1013Ld 11,9X758Ld 4PK875 AVX13X875
		J7T730, J7T731	91		CT750 CT750K1	ALT PS AC, MTR-NO 57147⇒ AC, ⇒MTR-NO 57146 CA CA	11,9X1013Ld 11,9X758Ld 4PK875 AVX13X875
2.4 V6 Turbo (B295)	10/84-05/90	Z7U702	133	2458		ALT PS, (AC) AC PS	5PK1450 AVX13X725 AVX13X920 AVX13X920
2.5 V6 Turbo (B29G)	01/90-12/92	Z7U700	151	2458		ALT PS, (AC) AC PS	5PK1450 AVX13X725 AVX13X920 AVX13X920
2.7 V6 Injection (B298)	04/84-08/89	Z7V708, Z7V709, Z7V711	104	2664		PS ALT AC, ⇒12/1984 AC, 01/1985⇒	11,9X758Ld 5PK1330 AVX13X915 AVX13X920
2.8 V6 (B293)	06/87-02/90	Z7W700	115	2849		ALT, (CAT) ALT AC PS	5PK1325 5PK1450 AVX13X925 AVX13X925
2.8 V6 Injection (B29A)	06/86-02/88	Z7W702	100	2849		PS ALT AC	11,9X758Ld 5PK1450 AVX13X920
2.8 V6 Injection (B29F)	06/87-12/92	Z7W706, Z7W707, Z7W709	110	2849		PS ALT AC	11,9X758Ld 5PK1450 AVX13X920
30 (127_)							
2.1 Turbo-D (1270)	02/82-03/86	J8S702	63	2068	CT522 CT522K1	ALT PS CA CA	11,9X1013Ld 11,9X758Ld





## RENAULT

**30 (127\_)**

↔ 2.6 (1273)	08/76-08/78	112	92	2664		PS ALT AC, ⇨CH-NO 53036 AC, CH-NO 53037⇨	11,9X758Ld AVX10X1250 AVX13X850 AVX13X900
	02/75-07/76		96			PS ALT AC, ⇨CH-NO 53036 AC, CH-NO 53037⇨	11,9X758Ld AVX10X1250 AVX13X850 AVX13X900
2.6 TS (1275)	07/78-01/84	144	94	2664		PS ALT AC, ⇨CH-NO 53036 AC, CH-NO 53037⇨	11,9X758Ld AVX10X1250 AVX13X850 AVX13X900
2.6 TX (1278)	10/78-12/83	140	105	2664		PS ALT AC, ⇨CH-NO 53036 AC, CH-NO 53037⇨	11,9X758Ld AVX10X1250 AVX13X850 AVX13X900

**4 (112\_)**

0.8	01/81-09/82	839706	20	782		ALT WP ALT, (LHD)	AVX10X675 AVX10X675 AVX10X685
0.8 (1123)	10/62-09/83	800, 800705	19	845		DYN ALT FAN, WP	AVX10X625 AVX10X650 AVX10X675
	10/83-10/88	800705, B1B707	21			ALT, (RH) ALT, (LH) FAN, (TP)	AVX10X666 AVX10X685 AVX10X685
	09/71-12/88	80001	25			ALT, (RH) ALT, (LH) FAN, (TP)	AVX10X666 AVX10X685 AVX10X685
1.0 (112C)	06/87-06/93	C1C708	25	956		ALT WP	AVX10X625 AVX10X675
1.1	06/86-06/90	C1E714	32	1108		ALT, WP ALT, WP, GP	AVX10X625 AVX10X666
1.1 (1128, S128)	06/78-06/90	688712, C1E714, C1E719	25	1108		ALT WP	AVX10X625 AVX10X666

**4 Kasten (R21\_, R23\_)**

0.8 (2106)	09/66-12/88	80001	25	845		ALT, (RH) ALT, (LH) FAN	AVX10X666 AVX10X685 AVX10X685
0.8 (2391)	04/83-07/89	800705, B1B707	21	845		ALT WP	AVX10X625 AVX10X666
1.1 (2370, 210B)	10/76-07/89	688711, 688712, C1E714, C1E718, C1E719	25	1108		ALT WP	AVX10X625 AVX10X666
1.1 (239B)	07/82-05/89	C1E718, C1E719	26	1108		ALT WP	AVX10X625 AVX10X666

**5 (122\_)**

0.8 (1221, 1391)	01/82-12/84	800710	27	845		FAN, WP DYN ALT	AVX10X700 AVX10X825 AVX10X838
0.8 (1221, 1391, 1220)	10/72-08/84	800710	26	845		FAN, WP DYN ALT	AVX10X700 AVX10X825 AVX10X838
1.0 (1222, 1392)	01/72-12/85	689710	32	956		ALT WP ALT	AVX10X600 AVX10X666 AVX10X700
1.1 (1227, 1397)	09/80-12/85	C1E726, 688713	33	1108		ALT WP ALT	AVX10X600 AVX10X666 AVX10X700
1.3 (1224, 1394)	09/75-09/84	810725	47	1289		ALT ALT WP	AVX10X600 AVX10X650 AVX10X666
1.3 (1225)	09/76-09/79	810726	31	1289		ALT WP ALT	AVX10X600 AVX10X666 AVX10X700
1.3 (1225, 1395)	06/79-09/84	810719	33	1289		ALT WP ALT	AVX10X600 AVX10X666 AVX10X700
1.3 Automatik (1225, 1395)	06/79-09/84	810729	40	1289		ALT WP ALT	AVX10X600 AVX10X666 AVX10X700
1.4 (1229, 1399)	01/82-12/85	847725, C2J713	46	1397		ALT WP WP, PS, 2X WP, PS, (AUTOM), 2X	AVX10X600 AVX10X666 AVX10X700 AVX10X710
1.4 Alpine A5 (1223)	09/77-09/81	840725	68	1397		ALT, ⇨CH-NO 1037	AVX10X650




**RENAULT**
**RENAULT**

5 (122_)						
					ALT, CH-NO 61188⇒ WP ALT, CH-NO 1038⇒, ⇒CH-NO 39250 ALT, CH-NO 39251⇒, ⇒CH-NO 61187	AVX10X666 AVX10X675 AVX10X700 AVX10X725
1.4 Alpine Turbo (122B)	10/81-01/85	840726, C6J750	79	1397	ALT, (PS) PS WP, (PS) ALT	AVX10X666 AVX10X666 AVX10X700 AVX10X725
1.4 Automatik (1229, 1399)	06/82-09/84	847712	43	1397	ALT WP WP, PS, 2X WP, PS, (AUTOM), 2X	AVX10X600 AVX10X666 AVX10X700 AVX10X710
1.4 Turbo (8220)	06/80-01/85	840730	118	1397	ALT, WP, (PS) WP ALT	AVX10X666 AVX10X700 AVX10X725
6 (118_)						
0.8	10/69-04/80	800.02	25	845	DYN WP, FAN	AVX10X600 AVX10X675
1.1	08/70-04/87	688.10	33	1108	ALT WP	AVX10X625 AVX10X666
	07/71-04/80		35		ALT WP	AVX10X625 AVX10X666
9 (L42_)						
1.1 (L421)	09/81-05/87	C1E715, C1E720	35	1108	ALT, (AC) ALT AC	11,9X1183Ld AVX10X1150 AVX13X1030
1.2 (L42S)	09/85-12/88	C1G700, C1G710	40	1237	ALT, (AC) ALT AC	11,9X1183Ld AVX10X1150 AVX13X1030
1.4 (L422, L42C)	12/81-12/88	C1J715, C1J792, C1J796, C2J730	44	1397	ALT, (AC) ALT AC	11,9X1183Ld AVX10X1150 AVX13X1030
1.4 (L423)	09/81-12/85	C2J717, C2J755	53	1397	ALT, (AC) ALT AC	11,9X1183Ld AVX10X1150 AVX13X1030
1.4 (L423, L42R)	09/85-12/88	C2J720, C2J766, C2J767, C2J768	49	1397	ALT, (AC) ALT AC	11,9X1183Ld AVX10X1150 AVX13X1030
1.4 Automatik (L423)	09/81-12/85	C2J718, C2J757	50	1397	ALT, (AC) ALT AC	11,9X1183Ld AVX10X1150 AVX13X1030
1.4 Turbo (L425)	04/84-12/86	C1J760, C1J764	77	1397	ALT, (AC) ALT PS AC	11,9X1183Ld AVX10X1150 AVX10X800 AVX13X1030
1.6 D (L424)	10/82-12/88	F8M700, F8M720, F8M730	40	1596	ALT, (-PS), ⇒CH-NO C00219439 ALT, (-PS), CH-NO C00219440⇒ ALT, (AC) ALT, (PS) CA, ⇒12/1987 CA, ⇒01/1988 CA, 01/1988⇒ CA, 01/1988⇒	4PK885 5PK884 6PK1173 6PK1190
1.7 (L426)	09/84-12/88	F2N700, F2N704	59	1721	ALT, (AC) ALT, (-PS), (-AC) ALT, (-PS), (-AC) ALT, (PS), (-AC) CA, ⇒01/1988 CA, ⇒01/1988 CA, 02/1988⇒ CA, 02/1988⇒	5PK1165 5PK847 5PK875 6PK1138
					CT596 CT596K1 CT604 CT604K1	
1.7 (L42E)	06/87-12/88	F3N708	69	1721	ALT, (AC) ALT, (-PS), (-AC) ALT, (-PS), (-AC) ALT, (PS), (-AC) CA, ⇒01/1988 CA, ⇒01/1988 CA, 02/1988⇒ CA, 02/1988⇒	5PK1165 5PK847 5PK875 6PK1138
					CT553 CT553K1 CT684 CT684K1	
1.7 (L42F)	10/86-12/88	F3N718	54	1721	ALT, (AC) ALT, (-PS), (-AC) ALT, (-PS), (-AC) ALT, (PS), (-AC) CA, ⇒01/1988 CA, ⇒01/1988 CA, 02/1988⇒ CA, 02/1988⇒	5PK1165 5PK847 5PK875 6PK1138
					CT553 CT553K1 CT684 CT684K1	
1.7 (L42L)	10/86-12/88	F2N730	55	1721	ALT, (AC)	5PK1165





<b>RENAULT</b>							
<b>9 (L42_)</b>							
					ALT, (-PS), (-AC) ALT, (-PS), (-AC) ALT, (PS), (-AC) CA, ⇨01/1988 CA, ⇨01/1988 CA, 02/1988⇨ CA, 02/1988⇨	5PK847 5PK875 6PK1138	
1.7 (L42N)	10/86-12/88	F2N708, F2N710, F2N798	65	1721	CT553 CT553K1 CT684 CT684K1	ALT, (AC) ALT, (-PS), (-AC) ALT, (-PS), (-AC) ALT, (PS), (-AC) CA, ⇨01/1988 CA, ⇨01/1988 CA, 02/1988⇨ CA, 02/1988⇨	5PK1165 5PK847 5PK875 6PK1138
<b>AVANTIME (DE0_)</b>							
2.0 16V Turbo (DE0U, DE0V)	11/01-05/03	F4R760, F4R761	120	1998	CT1130 CT1130K2 CT1130WP1	ALT, (AC) CA CA CA	6PK1795
2.2 dCi (DE01)	05/02-05/03	G9T712	110	2188	CT1046 CT1046K1	ALT, (AC) CA CA, MTR-CODE: G9T 710,712	6PK1775 VD1109
3.0 V6 (DE04, DE0T)	09/01-05/03	L7X720, L7X721	152	2946	CT1052 CT1052K1	ALT, AC CA CA	6PK1590
<b>CLIO Grandtour (KR0/1_)</b>							
1.2 16V	09/10-	D4F786	76	1149	CT1045 CT1045K1	ALT, (AC) ALT, (-AC) CA CA	7PK1035 7PK880
1.2 16V Hi-Flex (KR0S)	07/08-	D4F740	55	1149	CT1045 CT1045K1 CT1045WP1	ALT, (AC) ALT, (-AC), MTR-CODE: D4F740 CA CA CA	7PK1035 7PK880
1.2 16V (KR02, KR0J)	02/08-	D4F740	55	1149	CT1045 CT1045K1	ALT, (AC) ALT, (-AC), MTR-CODE: D4F740 CA CA	7PK1035 7PK880
1.2 16V (KR0E)	02/08-	D4F764	58	1149	CT1045 CT1045K1 CT1045WP1	ALT, (AC) ALT, (-AC), MTR-CODE: D4F764 CA CA CA	7PK1035 7PK880
1.2 16V (KR0P)	02/08-	D4F784	74	1149	CT1045 CT1045K1 CT1045WP1	ALT, (AC) ALT, (-AC) CA CA CA	7PK1035 7PK880
1.4 16V	02/10-	K4J780	72	1390	CT1126 CT1126K1 CT1126WP1	ALT, (-AC) ALT, (AC), ONLY WITH 11 75 096 54R CA CA CA	6PK1130 6PK1200
1.5 dCi	02/10-	K9K752	48	1461	CT1035 CT1035K2 CT1035WP3	ALT, (AC) ALT, (-AC) CA CA CA	6PK1120 6PK1130
1.5 dCi (KR0F)	02/08-	K9K766	63	1461	CT1035 CT1035K2 CT1035WP3	ALT, (-AC) ALT, (AC) CA CA CA	6PK1130 6PK1200
1.5 dCi (KR0G)	02/08-	K9K768	50	1461	CT1035 CT1035K2 CT1035WP3	ALT, (-AC) ALT, (AC) CA CA CA	6PK1130 6PK1200
1.5 dCi (KR0H)	02/08-	K9K764	78	1461	CT1035 CT1035K2 CT1035WP3	ALT, (-AC) ALT, (AC) CA CA CA	6PK1130 6PK1200
1.5 dCi (KR1C, KR1N)	02/08-	K9K772	76	1461	CT1035 CT1035K2 CT1035WP3	ALT, (-AC) ALT, (AC)	6PK1130 6PK1200

**RENAULT**





## RENAULT

### CLIO Grandtour (KR0/1\_)

1.6 16V (KR0B)	02/08-	K4M800, K4M801	82	1598	<b>CT1035</b> CA <b>CT1035K2</b> CA <b>CT1035WP3</b> CA  <b>CT1126</b> CA <b>CT1126K2</b> CA <b>CT1126WP2</b> CA	ALT CA CA CA CA CA	6PK1200
----------------	--------	-------------------	----	------	--	-----------------------------------	---------

### CLIO I (B/C57\_, 5/357\_)

1.1	01/91-09/98	C1E700	34	1108		ALT	AVX10X1140
1.2 (5/357Y, 5/357K)	01/96-09/98	D7F730	40	1149		ALT PS AC CA CA CA CA	4PK735 5PK875 5PK915
			43			ALT PS AC CA CA CA CA	4PK735 5PK875 5PK915
1.2 (B/C/S572)	05/90-03/96	E5F710	44	1171		ALT, (PS), (-AC), OE-NO 7700749528 ALT, (-PS), (AC) PS, (-AC), OE-NO 7700850028 AC, (-PS) PS, (AC) ALT, (-AC) CA CA CA CA	3PK703 3PK715 3PK820 4PK1070 4PK1217 AVX10X690
1.2 (B/C/S577)	01/96-12/96	C3G720	40	1239		ALT	AVX10X1133
1.2 (B/C/S57A, B/C57S, 5/357F, 5/357J, 5/357L, 5/357R)	05/90-09/98	E7F700, E7F708, E7F750	43	1171		ALT, (PS), (-AC), OE-NO 7700749528 ALT, (-PS), (AC) PS, (-AC), OE-NO 7700850028 AC, (-PS) PS, (AC) ALT, (-AC) CA CA CA CA	3PK703 3PK715 3PK820 4PK1070 4PK1217 AVX10X690
1.2 (B/C57R)	01/91-01/96	E7F706	40	1171		ALT, (PS), (-AC), OE-NO 7700749528 ALT, (-PS), (AC) PS, (-AC), OE-NO 7700850028 AC, (-PS) PS, (AC) ALT, (-AC) CA CA CA CA	3PK703 3PK715 3PK820 4PK1070 4PK1217 AVX10X690
1.4	01/91-09/98	E7J710, E7J711	59	1390		ALT, (AC) PS, (-AC) AC, (-PS) PS, AC ALT, (-AC) CA CA CA CA, MTR-CODE: E6J	3PK715 3PK820 4PK1075 4PK1217 AVX10X690
1.4 (B/C57T, B/C57Y)	01/91-09/98	E7J601, E7J718, E7J719, E7J754	58	1390		ALT, (PS), (-AC), OE-NO 7700749528 ALT, (-PS), (AC) PS, (-AC), OE-NO 7700850028 AC, (-PS) PS, (AC) ALT, (-AC) CA CA CA CA	3PK703 3PK715 3PK820 4PK1070 4PK1217 AVX10X690
1.4 (B57J, C57J)	01/91-09/98	E7J756, E7J757	55	1390		ALT, (PS), (-AC), OE-NO 7700749528 ALT, (-PS), (AC) PS, (-AC), OE-NO 7700850028 AC, (-PS) PS, AC ALT, (-AC) CA CA CA CA	3PK703 3PK715 3PK820 4PK1070 4PK1217 AVX10X690
1.7 (B/C574)	01/91-12/93	F2N770	68	1721		ALT ALT, (PS) ALT, AC	5PK847 6PK1165 6PK1190





<b>RENAULT</b>						
<b>CLIO I (B/C57_, 5/357_)</b>						
					<b>CT684</b> <b>CT684K1</b>	CA CA
1.8	08/90-04/96	F3P755	66	1783		ALT ALT, (-AC) ALT, (AC) <b>5PK847</b> <b>6PK1100</b> <b>6PK1165</b>
	01/91-09/98	F3P710	70	1794	<b>CT684</b> <b>CT684K1</b>	CA CA ALT ALT, (PS) ALT, PS, AC, 01/1993⇒ ALT, PS, AC, ⇒12/1992 <b>5PK847</b> <b>6PK1100</b> <b>6PK1165</b> <b>6PK1190</b>
1.8 (B/C578)	08/94-09/98	F3P755, F3P754	66	1794	<b>CT684</b> <b>CT684K1</b>	CA ALT ALT, (-AC) ALT, (AC) CA CA <b>5PK847</b> <b>6PK1100</b> <b>6PK1165</b>
1.8 (B/C57C, B/C57U)	01/91-09/98	F3P710, F3P714	65	1794	<b>CT684</b> <b>CT684K1</b>	CA ALT ALT, (-AC) ALT, PS, AC, 01/1993⇒ ALT, PS, AC, ⇒12/1992 <b>5PK847</b> <b>6PK1100</b> <b>6PK1165</b> <b>6PK1190</b>
1.8 16V (C57D)	01/91-03/96	F7P722	99	1764	<b>CT760</b> <b>CT760K1</b> <b>CT760K2</b>	CA ALT ALT, PS ALT, PS, AC CA CA CA <b>6PK1015</b> <b>6PK1145</b> <b>6PK1420</b>
1.8 Rsi (B/C579)	01/93-08/95	F3P712	80	1794	<b>CT684</b> <b>CT684K1</b>	CA ALT, (-PS), (-AC), ALT ALT, (PS), (-AC) ALT, (AC) CA CA <b>5PK847</b> <b>6PK1100</b> <b>6PK1165</b>
1.8 Rsi (B/C57H)	08/95-09/98	F3P758	79	1783	<b>CT684</b> <b>CT684K1</b>	CA ALT, (-PS), (-AC), ALT ALT, (PS), (-AC) ALT, (AC) CA CA <b>5PK847</b> <b>6PK1100</b> <b>6PK1190</b>
1.9 D (B/C/S576, B/C/S57L)	01/91-09/98	F8Q730, F8Q732	47	1870	<b>CT711</b> <b>CT711K1</b> <b>CT949</b> <b>CT949K1</b>	CA, ⇒09/1996 CA, ⇒09/1996 CA, 10/1996⇒ CA, 10/1996⇒ ALT, 04/1994⇒ ALT, ⇒04/1994 ONLY WITH VD1081 <b>6PK894</b> <b>6PK900</b> <b>MS04</b> <b>VD1081</b>
1.9 D	01/97-09/98	F8Q678	40	1870	<b>CT949</b> <b>CT949K1</b>	CA ALT CA CA <b>6PK900</b>
Williams (B/C57M)	01/94-09/98	F7R700	108	1998	<b>CT760</b> <b>CT760K1</b> <b>CT760K2</b>	CA ALT, ⇒03/1996 CA, ⇒12/1995 CA CA <b>6PK1015</b>
<b>CLIO I Kasten (S57_)</b>						
1.1	01/91-09/98	C1E700	34	1108		ALT <b>AVX10X1140</b>
1.2	01/91-09/98	E7F750	44	1171	<b>CT709</b> <b>CT709K1</b> <b>CT709WP2</b>	ALT, (AC) PS, (-AC) AC, (-PS) PS, AC ALT, (-AC) CA CA CA <b>3PK715</b> <b>3PK820</b> <b>4PK1075</b> <b>4PK1217</b> <b>AVX10X690</b>
		E7F706	40		<b>CT709</b> <b>CT709K1</b> <b>CT709WP2</b>	ALT, (AC) PS, (-AC) AC, (-PS) PS, AC ALT, (-AC) CA CA CA <b>3PK715</b> <b>3PK820</b> <b>4PK1075</b> <b>4PK1217</b> <b>AVX10X690</b>
	06/94-02/98	C3G720		1239		ALT <b>AVX10X1133</b>
1.9 D	01/91-09/98	F8Q730, F8Q732	48	1870	<b>CT711</b> <b>CT711K1</b> <b>CT949</b>	ALT, 04/1994⇒ ALT, ⇒04/1994 CA, ⇒09/1996 CA, ⇒09/1996 CA, 09/1996⇒ <b>6PK894</b> <b>6PK900</b>

**RENAULT**



**RENAULT**

**RENAULT**

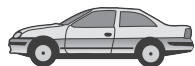
**CLIO I Kasten (S57\_)**

1.9 RND	04/96-02/98	F8Q678	40	1870	CT949K1 CT711 CT711K1	CA ALT, (PS) ALT, (-PS) CA CA	6PK894 6PK900
---------	-------------	--------	----	------	-----------------------------	---	------------------

**CLIO II (BB0/1/2\_, CB0/1/2\_)**

1.2	06/01-10/03		55	1149	CT1045 CT1045K1 CT1045WP1	ALT, OE-NO 8200041848 AC, (PS) ALT, OE-NO 8200065601 PS AC, (-PS)	3PK750 4PK1538 4PK735 4PK905 4PK925
1.2 (BB0A, BB0F, BB10, BB1K, BB28, BB2D, BB2H, CB0A...)	09/98-	D7F720, D7F726, D7F746, D7F766, D7F764	43	1149	CT915 CT915K1 CT915WP1	ALT, (-AC), (-PS), MTR-CODE: D7F 720, D7F 726, 04/2000⇒ ALT, (AC), (PS), MTR-CODE: D7F 720, D7F 726, 04/2000⇒ AC, (PS), MTR-CODE: D7F 726, 04/2000⇒ ALT, MTR-CODE: D7F 720, D7F 726, (-AC), (-PS), ⇒04/2000 ALT, MTR-CODE: D7F 720, D7F 726, (AC), (PS), ⇒04/2000 ALT, MTR-CODE: D7F 720, D7F 726, (PS), (-AC), ⇒04/2000 ALT, MTR-CODE: D7F 710 PS, (-AC), MTR-CODE: DF7 720, DF7 726, 04/2000⇒ AC, (-PS), MTR-CODE: D7F 726 AC, MTR-CODE: DF7 726, (PS), ⇒04/2000 PS, MTR-CODE: D7F 720, D7F 726, (PS), (-AC), ⇒04/2000 MTR-CODE: D7F 710, (PS), (-AC) MTR-CODE: D7F 710, PS, (AC)	3PK740 3PK740 4PK1538 4PK735 4PK735 4PK735 4PK735 4PK905 4PK925 5PK1515 5PK875 5PK875 5PK915
1.2 (BB0A, CB0A)	03/99-05/01	D7F722	44	1149	CT915 CT915K1 CT915WP1	ALT AC, (PS) PS CA CA CA	4PK735 5PK1515 5PK880
1.2 16V (BB05, BB0W, BB11, BB27, BB2T, BB2U, BB2V, CB05...)	06/01-	D4F712, D4F714, D4F722, D4F706, D4F728	55	1149	CT1045 CT1045K1 CT1045WP1	ALT, MILD COUNTRIES, HOT COUN TRIES, MTR-CODE: D4F 712, D4F 714, D4F 722, D4F 728  ALT, COLD COUNTRIES, MTR-CODE: D4F 712, D4F 714, D4F 722 AC, (PS), MTR-CODE: D4F 712, D4F 714 PS, (-AC) AC, (-PS), MTR-CODE: D4F 712, D4F 714, D4F 722, D4F 728	3PK740 3PK750 4PK1538 4PK905 4PK925
1.4 (B/CB0C)	09/98-05/05	E7J780	55	1390	CT988 CT988K2 CT988WP1	ALT, MTR-CODE: E7J 780 PS, (AC), MTR-CODE: E7J 780 PS, (-AC), MTR-CODE: E7J 780 ALT, (-AC), MTR-CODE: K7J 700, K7J 710 ALT, (AC), MTR-CODE: K7J 700, K7J 710	3PK1038 4PK1237 4PK995 5PK1110 5PK1750
1.4 16V (B/CB0L)	10/99-08/00	K4J712, K4J713	70	1390	CT1126 CT1126K1 CT1126WP1	(ATTENTION! SEE INFO!), ALT, (-AC) ALT, AC, ONLY WITH 82 00 603 359, ONLY WITH 82 00 104 754 ALT, (Bosch), FOR ALT: 98A, OE-NO 77 01 473 636, 77 01 477 694, 77 00 429 217	5PK1110 5PK1750 AP9025
1.4 16V (B/CB0P)	08/00-	K4J712, K4J713, K4J711, K4J710	72	1390		ALT, (-AC) ALT, (AC), MTR-CODE: K4J 710, K4J 711, 04/2004⇒ ALT, (AC), ONLY WITH 82 00 603 359, ONLY WITH 82 00 104 754, MTR-CODE: K4J 710, K4J 711, 09/2001⇒, ⇒04/2004	5PK1110 5PK1200 5PK1750





## RENAULT

CLIO II (BB0/1/2\_, CB0/1/2\_)

					ALT, (AC), MTR-CODE: K4J 712, K4J 713, 06/2001⇒ ALT, (AC), MTR-CODE: K4J 710, K4J 711, ⇒09/2001 ALT, (AC), MTR-CODE: K4J 712, K4J 713, ⇒06/2001 ALT, (Bosch), FOR ALT: 98A, OE-NO 77 01 473 636, 77 01 477 694, 77 00 429 217 <b>CT1126</b> <b>CT1126K1</b> <b>CT1126WP1</b> CA CA CA	<b>5PK1750</b> <b>6PK1750</b> <b>6PK1750</b> <b>AP9025</b>
1.5 dCi	01/04-	K9K712	74	1461	ALT, (-AC) ALT, AC, ⇒01/2005 ALT, AC, 02/2005⇒ ALT, FOR ALT: 110A, OE-NO 82 00 667 608, 77 01 478 093 ALT, (Valeo), FOR ALT: 110A, ALT-No: TG11C034, TG11C064, TG11C011 ALT, (Bosch), FOR ALT: 150A, OE-NO 77 01 476 808 ALT, FOR ALT: 120A, OE-NO 77 01 477 001 ALT, (Valeo), FOR ALT: 120A, ALT-No: SG12B038, SG12B103 <b>CT1035</b> <b>CT1035K2</b> <b>CT1035WP2</b> <b>CT1035WP3</b> CA, ⇒03/2004 CA, 04/2004⇒	<b>5PK1135</b> <b>5PK1200</b> <b>6PK1200</b> <b>AP9025</b> <b>AP9025</b> <b>AP9025</b> <b>AP9056</b> <b>AP9056</b>
	08/04-	K9K714	50		ALT, (-AC), ⇒09/2005 ALT, (-AC), 12/2007⇒ ALT, (AC) ALT, (-AC), 09/2005⇒, ⇒12/2007 ALT, FOR ALT: 110A, OE-NO 82 00 667 608, FOR ALT: 125A, OE-NO 82 00 537 415 ALT, (Valeo), FOR ALT: 110A, ALT-No: TG11C034, TG11C064, FOR ALT: 125A, ALT-No: SG12B089, SG12B105 ALT, (Mitsubishi), FOR ALT: 110A, ALT-No: A002TC0982 <b>CT1035</b> <b>CT1035K2</b> <b>CT1035WP3</b> CA CA CA	<b>5PK1135</b> <b>6PK1130</b> <b>6PK1200</b> <b>6PK1200</b> <b>AP9025</b> <b>AP9025</b> <b>AP9025</b>
1.5 dCi (B/CB03)	06/01-10/03	K9K702	59	1461	ALT, (-AC), ⇒09/2005 ALT, FOR ALT: 110A, OE-NO 82 00 667 608, FOR ALT: 125A, OE-NO 82 00 537 415 ALT, (Valeo), FOR ALT: 110A, ALT-No: TG11C034, TG11C064, FOR ALT: 125A, ALT-No: SG12B089, SG12B105 ALT, (Mitsubishi), FOR ALT: 110A, ALT-No: A002TC0982 ALT, FOR ALT: 120A, OE-NO 77 01 477 001 ALT, (Valeo), FOR ALT: 120A, ALT-No: SG12B038, SG12B103 <b>CT1035</b> <b>CT1035K2</b> <b>CT1035WP3</b> CA CA CA	<b>5PK1135</b> <b>AP9025</b> <b>AP9025</b> <b>AP9025</b> <b>AP9056</b> <b>AP9056</b>
1.5 dCi (B/CB07)	06/01-	K9K700, K9K704	48	1461	ALT, (-AC), ⇒09/2005 ALT, AC, ⇒01/2005 ALT, AC, 02/2005⇒ ALT, FOR ALT: 110A, OE-NO 82 00 667 608, FOR ALT: 125A, OE-NO 82 00 537 415 ALT, (Valeo), FOR ALT: 110A, ALT-No: TG11C034, TG11C064, FOR ALT: 125A, ALT-No: SG12B089, SG12B105 ALT, (Mitsubishi), FOR ALT: 110A, ALT-No: A002TC0982 ALT, FOR ALT: 120A, OE-NO 77 01 477 001 ALT, (Valeo), FOR ALT: 120A, ALT-No: SG12B038, SG12B103 <b>CT1035</b> <b>CT1035K1</b> <b>CT1035K2</b> <b>CT1035WP1</b> CA, ⇒08/2003 CA, 09/2003⇒ CA, ⇒08/2003	<b>5PK1135</b> <b>5PK1200</b> <b>6PK1200</b> <b>AP9025</b> <b>AP9025</b> <b>AP9025</b> <b>AP9056</b> <b>AP9056</b>





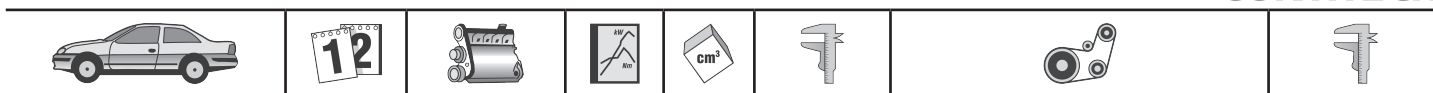
RENAULT

**RENAULT**

CLIO II (BB0/1/2\_, CB0/1/2\_)

					CT1035WP2 CT1035WP3	CA, 09/2003⇒, ⇒03/2004 CA, 04/2004⇒	
1.5 dCi (B/CB08)	06/01-	K9K702	60	1461		ALT, (-AC), ⇒09/2005 ALT, AC, ⇒01/2005 ALT, AC, 02/2005⇒ ALT, FOR ALT: 110A, OE-NO 82 00 667 608, FOR ALT: 125A, OE-NO 82 00 537 415 ALT, (Valeo), FOR ALT: 110A, ALT-No: TG11C034, TG11C064, FOR ALT: 125A, ALT-No: SG12B089, SG12B105 ALT, (Mitsubishi), FOR ALT: 110A, ALT-No: A002TC0982 ALT, FOR ALT: 120A, OE-NO 77 01 477 001 ALT, (Valeo), FOR ALT: 120A, ALT-No: SG12B038, SG12B103	5PK1135 5PK1200 6PK1200 AP9025  AP9025  AP9025 AP9056 AP9056
					CT1035 CT1035K1 CT1035K2 CT1035WP1 CT1035WP2 CT1035WP3	CA CA, ⇒08/2003 CA, 09/2003⇒ CA, ⇒08/2003 CA, 09/2003⇒, ⇒03/2004 CA, 04/2004⇒	
1.5 dCi (B/CB3M)	06/05-	K9K740	47	1461		ALT, (-AC), 12/2007⇒ ALT, (AC) ALT, (-AC), ⇒12/2007 ALT, FOR ALT: 110A, OE-NO 82 00 667 608 ALT, (Valeo), FOR ALT: 110A, ALT-No: TG11C034, TG11C064 ALT, (Mitsubishi), FOR ALT: 110A, ALT-No: A002TC0982	6PK1130 6PK1200 6PK1200 AP9025  AP9025 AP9025
					CT1035 CT1035K2 CT1035WP3	CA CA CA	
1.5 dCi (B/CB3N)	02/07-	K9K718	62	1461		ALT, (-AC) ALT, (AC) ALT, FOR ALT: 110A, OE-NO 82 00 667 608, FOR ALT: 125A, OE-NO 82 00 537 415 ALT, (Valeo), FOR ALT: 110A, ALT-No: TG11C034, TG11C064, FOR ALT: 125A, ALT-No: SG12B089, SG12B105 ALT, (Mitsubishi), FOR ALT: 110A, ALT-No: A002TC0982 ALT, FOR ALT: 120A, OE-NO 77 01 477 001 ALT, (Valeo), FOR ALT: 120A, ALT-No: SG12B038, SG12B103	6PK1130 6PK1200 AP9025  AP9025 AP9025 AP9056 AP9056
					CT1035 CT1035K2 CT1035WP3	CA CA CA	
1.6 (B/CB0D)	09/98-05/05	K7M744, K7M745	66	1598		ALT, MTR-CODE: K7M 744, K7M 745 PS, (AC), MTR-CODE: K7M 744, K7M 745 PS, (-AC), MTR-CODE: K7M 744, K7M 745	3PK1038 4PK1237 4PK995
					CT988 CT988K2 CT988WP2	CA CA CA	
1.6 16V (BB01, BB0H, BB0T, BB14, BB1D, BB1R, BB2KL...)	09/98-	K4M748, K4M708, K4M740, K4M744, K4M745, K4M742, K4M743	79	1598		ALT, (-AC) ALT, (AC), MTR-CODE: K4M 742, K4M 743, K4M 745 ALT, (AC), MTR-CODE: K4M 708, K4M 744, 09/2001⇒ ALT, (AC), MTR-CODE: K4M 740, 04/2002⇒ ONLY WITH 82 00 603 359, ONLY WITH 82 00 104 754 ALT, (AC), MTR-CODE: K4M 748 ALT, (AC), MTR-CODE: K4M 708, K4M 744, ⇒09/2001 ALT, (AC), MTR-CODE: K4M740, ⇒04/2002 ALT, (Bosch), FOR ALT: 87A, OE-NO 77 00 434 899, 77 01 473 637, 77 01 477 711, FOR ALT: 98A, OE-NO 77 01 473 636, 77 01 477 694, 77 00 429 217	5PK1110 5PK1750  5PK1750 5PK1750 5PK1750  6PK1760 6PK1760  6PK1760 AP9025
					CT1126 CT1126K1 CT1126WP1	CA CA CA	





## RENAULT

### CLIO II (BB0/1/2\_, CB0/1/2\_) ↔ 1.9 D (B/CB0E)

09/98-05/05	F8Q630	47	1870		ALT, WP, AC ALT, WP, PS ALT ONLY WITH VD1081	6PK1190 6PK1400 6PK894 MS04 VD1081	
				CT949 CT949K1 CT949K2	CA CA CA		
1.9 D (B/CB0J)	02/00-05/01	F8Q632	48	1870	ALT, WP, AC ALT, WP, PS ALT	6PK1190 6PK1400 6PK894 VD1081	
				CT949 CT949K1 CT949K2	CA CA CA		
1.9 dTi (B/CB0U)	12/99-05/05	F9Q780	59	1870	ALT, (-AC) ALT, (AC) ONLY WITH VD1063 ALT, (Valeo), FOR ALT: 120A, OE-NO 82 00 159 642 ALT, (Valeo), FOR ALT: 120A, ALT-No: SG10B032, A13V1297	6PK1125 6PK1210 MS04 AP9052 VD1063	
				CT1026 CT1026K1 CT1026K2	CA CA CA		
2.0 16V Sport	01/04-	F4R738	132	1998	ALT, (-AC) ALT, (AC)	6PK1130 6PK1660	
				CT977 CT977K2	CA CA		
2.0 16V Sport (CB0M)	02/00-	F4R730	124	1998	ALT, (-AC) ALT, (AC) CA CA, ⇒03/2001 CA, 04/2001⇒	6PK1130 6PK1660	
				CT977 CT977K1 CT977K2	CA CA CA		
3.0 V6 Sport (CB1A)	11/00-12/02	L7X760	166	2946	ALT, PS, AC	6PK1590	
				CT1052 CT1052K1	CA CA		
3.0 V6 Sport (CB1H, CB1U, CB2S)	12/02-	L7X762	187	2946	ALT, PS, AC	6PK1590	
				CT1052 CT1052K1	CA CA		
<b>CLIO II Kasten (SB0/1/2_)</b>							
1.1 (SB0A, SB0F, SB1K, SB2D)	09/98-	D7F720, D7F726, D7F746	43	1149	ALT PS CA CA CA	4PK735 5PK875	
				CT915 CT915K1 CT915WP1	CA CA CA		
1.5 dCi	04/04-	K9K714	50	1461	ALT, (-AC) ALT, (AC) ALT, FOR ALT: 110A, OE-NO 82 00 667 608, FOR ALT: 125A, OE-NO 82 00 537 415 ALT, (Valeo), FOR ALT: 110A, ALT-No: TG11C034, TG11C064, FOR ALT: 125A, ALT-No: SG12B089, SG12B105 ALT, (Mitsubishi), FOR ALT: 110A, ALT-No: A002TC0982	5PK1135 6PK1200 AP9025 AP9025 AP9025	
				CT1035 CT1035K2 CT1035WP3	CA CA CA		
	11/03-	K9K702, K9K710, K9K716	60		ALT, (-AC), ⇒09/2005 ALT, AC, ⇒01/2005 ALT, AC, 02/2005⇒ ALT, FOR ALT: 110A, OE-NO 82 00 667 608, FOR ALT: 125A, OE-NO 82 00 537 415 ALT, (Valeo), FOR ALT: 110A, ALT-No: TG11C034, TG11C064, FOR ALT: 125A, ALT-No: SG12B089, SG12B105 ALT, (Mitsubishi), FOR ALT: 110A, ALT-No: A002TC0982 ALT, FOR ALT: 120A, OE-NO 77 01 477 001 ALT, (Valeo), FOR ALT: 120A, ALT-No: SG12B038, SG12B103	5PK1135 5PK1200 6PK1200 AP9025 AP9025 AP9025 AP9056 AP9056	
				CT1035 CT1035K2 CT1035WP2	CA CA, 09/2003⇒ CA, 09/2003⇒, ⇒03/2004		





## RENAULT

CLIO II Kasten (SB0/1/2\_)



	06/01-10/04	K9K702	59		<b>CT1035WP3</b> CA, 04/2004⇒ ALT, (-AC), ⇒09/2005 ALT, AC, ⇒01/2005 ALT, FOR ALT: 110A, OE-NO 82 00 667 608, FOR ALT: 125A, OE-NO 82 00 537 415 ALT, (Valeo), FOR ALT: 110A, ALT-No: TG11C034, TG11C064, FOR ALT: 125A, ALT-No: SG12B089, SG12B105 ALT, (Mitsubishi), FOR ALT: 110A, ALT-No: A002TC0982 ALT, FOR ALT: 120A, OE-NO 77 01 477 001 ALT, (Valeo), FOR ALT: 120A, ALT-No: SG12B038, SG12B103 <b>CT1035</b> CA <b>CT1035K1</b> CA, ⇒08/2003 <b>CT1035K2</b> CA, 09/2003⇒ <b>CT1035WP1</b> CA, ⇒08/2003 <b>CT1035WP2</b> CA, 09/2003⇒, ⇒03/2004 <b>CT1035WP3</b> CA, 04/2004⇒	<b>5PK1135</b> <b>5PK1200</b> <b>AP9025</b>  <b>AP9025</b>  <b>AP9025</b>  <b>AP9056</b>  <b>AP9056</b>
1.5 dCi (SB07)	06/01-	K9K700, K9K704	48	1461	ALT, AC, ⇒01/2005 ALT, AC, 02/2005⇒ ALT, FOR ALT: 110A, OE-NO 82 00 667 608, FOR ALT: 125A, OE-NO 82 00 537 415 ALT, (Valeo), FOR ALT: 110A, ALT-No: TG11C034, TG11C064, FOR ALT: 125A, ALT-No: SG12B089, SG12B105 ALT, (Mitsubishi), FOR ALT: 110A, ALT-No: A002TC0982 ALT, FOR ALT: 120A, OE-NO 77 01 477 001 ALT, (Valeo), FOR ALT: 120A, ALT-No: SG12B038, SG12B103 <b>CT1035</b> CA <b>CT1035K1</b> CA, ⇒08/2003 <b>CT1035K2</b> CA, 09/2003⇒ <b>CT1035WP1</b> CA, ⇒08/2003 <b>CT1035WP2</b> CA, 09/2003⇒, ⇒03/2004 <b>CT1035WP3</b> CA, 04/2004⇒	<b>5PK1200</b> <b>6PK1200</b> <b>AP9025</b>  <b>AP9025</b>  <b>AP9025</b>  <b>AP9056</b>  <b>AP9056</b>
1.6 (SB0H)	11/03-	K4M746	79	1598	ALT, (-AC) ALT, (AC) ALT, (Bosch), FOR ALT: 98A, OE-NO 77 01 473 636, 77 01 477 694, 77 00 429 217 ALT, (Valeo), FOR ALT: 90A, OE-NO 77 01 477 709 <b>CT1126</b> CA <b>CT1126K1</b> CA <b>CT1126WP1</b> CA	<b>5PK1110</b> <b>5PK1750</b> <b>AP9025</b>  <b>AP9025</b>
1.9 D (SB0E)	09/98-	F8Q630	47	1870	ALT, WP, AC ALT, WP, PS ALT <b>CT949</b> CA <b>CT949K1</b> CA <b>CT949K2</b> CA	<b>6PK1190</b> <b>6PK1400</b> <b>6PK894</b>
1.9 D (SB0J)	02/00-05/01	F8Q632	48	1870	ALT, (AC) ALT, (PS), (-AC) ALT, (-PS), (-AC) <b>CT949</b> CA <b>CT949K1</b> CA <b>CT949K2</b> CA	<b>6PK1190</b> <b>6PK1400</b> <b>6PK894</b>
1.9 D (SB0R)	03/99-01/00	F8Q662	40	1870	ALT, WP, AC ALT, WP, PS ALT <b>CT949</b> CA <b>CT949K1</b> CA <b>CT949K2</b> CA	<b>6PK1190</b> <b>6PK1400</b> <b>6PK894</b>
1.9 DTi (SB0U)	02/00-05/01	F9Q780	59	1870	ALT, (-AC) ALT, (AC) ALT, (Valeo), FOR ALT: 120A, OE-NO 82 00 159 642 ALT, (Valeo), FOR ALT: 120A, ALT-No: SG10B032, A13V1297 <b>CT1026</b> CA <b>CT1026K1</b> CA <b>CT1026K2</b> CA	<b>6PK1125</b> <b>6PK1210</b> <b>AP9052</b>  <b>AP9052</b>





## RENAULT

### CLIO III (BR0/1, CR0/1)

↩ 1.2 (BR01, BR03, BR0E, CR0E)	10/05-	D4F764	57	1149	CT1045 CT1045K1 CT1045WP1	ALT, (AC) CA CA CA	7PK1035
1.2 16V	06/05-	D4F764	58	1149	CT1045 CT1045K1	ALT, (AC) ALT, (-AC), MTR-CODE: D4F764 CA, MTR-CODE: D4F740 CA	7PK1035 7PK880
1.2 16V Hi-Flex (BR1U, CR1U)	07/08-	D4F740, D4F742	55	1149	CT1045 CT1045K1 CT1045WP1	ALT, (AC) ALT, (-AC), MTR-CODE: D4F740 CA CA CA	7PK1035 7PK880
1.2 16V (BR02, BR0J, BR11, CR02, CR0J, CR11)	06/05-	D4F740	55	1149	CT1045 CT1045K1 CT1045WP1	ALT, (AC) ALT, (-AC), MTR-CODE: D4F740 CA, MTR-CODE: D4F 740 CA CA	7PK1035 7PK880
1.2 16V (BR0P, CR0P)	05/07-	D4F784	74	1149	CT1045 CT1045K1 CT1045WP1	ALT, (AC) ALT, (-AC) CA CA WP	7PK1035 7PK880
1.2 16V (BR0R, BR1D, BR1L, CR0R)	06/05-	D4F740	48	1149	CT1045 CT1045K1	ALT, AC ALT, (-AC), MTR-CODE: D4F740 CA, MTR-CODE: D4F740 CA	7PK1035 7PK880
1.4 16V	06/05-	K4J780	72	1390	CT1126 CT1126K1 CT1126WP1	ALT, (-AC), ⇒05/2006 ALT, (-AC), 12/2007⇒ ALT, (-AC), 05/2006⇒, ⇒12/2007 CA CA CA	5PK1135 6PK1130 6PK1200
1.5 dCi	06/05-	K9K752	47	1461	CT1035 CT1035K2 CT1035WP3	ALT, (-AC), ⇒09/2005, MTR-CODE: K9K 752, K9K 766 ALT, (-AC), 10/2005⇒, ⇒11/2007, MTR-CODE: K9K 752, K9K 766 ALT, (AC), 02/2005⇒, MTR-CODE: K9K 752 ALT, (AC), MTR-CODE: K9K 766 CA, MTR-CODE: K9K 752, K9K 766 CA, MTR-CODE: K9K 752, K9K 766 CA	5PK1135 6PK1200 6PK1200 6PK1200
	05/05-					48	CT1035 CT1035K2 CT1035WP3
1.5 dCi (BR0H, CR0H)	06/05-	K9K764	78	1461	CT1035 CT1035K2 CT1035WP3	ALT, (-AC), ⇒09/2005 ALT, (-AC), 09/2005⇒, ⇒11/2007 ALT, (AC) CA CA CA	5PK1135 6PK1200 6PK1200
1.5 dCi (BR17, CR17)	06/05-	K9K766	63	1461	CT1035 CT1035K2 CT1035WP3	ALT, (-AC), ⇒09/2005 ALT, (-AC), 09/2005⇒, ⇒11/2007 ALT, (AC) CA CA CA	5PK1135 6PK1200 6PK1200
1.5 dCi (BR1C, CR1C)	06/05-	K9K772	76	1461	CT1035 CT1035K2 CT1035WP3	ALT, (-AC), ⇒09/2005 ALT, (-AC), 09/2005⇒, ⇒11/2007 ALT, (AC) CA CA CA	5PK1135 6PK1200 6PK1200
1.5 dCi (C/BR1G)	06/05-	K9K768	50	1461	CT1035 CT1035K2 CT1035WP3	ALT, (-AC), ⇒09/2005 ALT, (-AC), 09/2005⇒, ⇒11/2007 ALT, (AC) CA CA CA	5PK1135 6PK1200 6PK1200
1.6 16V (BR05, BR0B, BR0Y, BR15, BR1J, BR1M, BR1Y, CR0B...)	06/05-	K4M800, K4M801	82	1598	CT1126	ALT, (-AC) ALT, AC CA	5PK1135 6PK1200






**RENAULT**
**CLIO III (BR0/1, CR0/1)**

↔					<b>CT1126K2</b>	CA	
					<b>CT1126WP2</b>	CA	
1.6 16V (BR09, BR0T, CR09, CR0T)	06/05-	K4M804	65	1598		ALT, (-AC) ALT, AC	<b>5PK1135</b> <b>6PK1200</b>
					<b>CT1126</b>	CA	
					<b>CT1126K2</b>	CA	
					<b>CT1126WP2</b>	CA	
2.0 16V (BR0C, BR0K, CR0C, CR0K)	09/06-	M4R700, M4R701	102	1997		ALT	<b>6PK1217</b>
2.0 16V Sport	02/06-	F4R830	145	1998	<b>CT1130</b>	CA	
					<b>CT1130K2</b>	CA	
					<b>CT1130WP1</b>	CA	

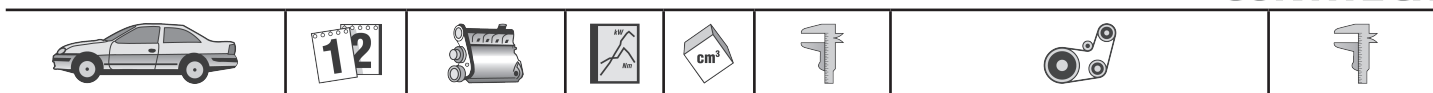
**ESPACE I (J11\_)**

2.0 (J/S112)	07/84-12/90	J6R234, J6R236	80	1995		ALT AC PS	<b>11,9X1013Ld</b> <b>4PK875</b> <b>AVX13X840</b>
					<b>CT749</b>	CA	
	01/88-12/90	J6R734	74			ALT AC PS	<b>11,9X1013Ld</b> <b>4PK875</b> <b>AVX13X840</b>
					<b>CT749</b>	CA	
2.0 i (J116)	01/89-12/90	J7R760	87	1995		ALT AC PS	<b>11,9X1013Ld</b> <b>4PK875</b> <b>AVX13X840</b>
					<b>CT749</b>	CA	
2.0 i Quadra (J116)	03/88-12/92	J7R760	87	1995		ALT AC PS	<b>11,9X1013Ld</b> <b>4PK875</b> <b>AVX13X840</b>
					<b>CT749</b>	CA	
2.1 TD (J/S115)	10/84-12/90	J8S240, J8S774	65	2068		ALT AC PS	<b>11,9X1013Ld</b> <b>4PK875</b> <b>AVX13X840</b>
					<b>CT522</b>	CA	
					<b>CT522K1</b>	CA, (TP-OE:770871169)	
2.2 (J117)	07/86-12/90	J7T770	79	2165		ALT AC PS	<b>11,9X1013Ld</b> <b>4PK875</b> <b>AVX13X825</b>
					<b>CT750</b>	CA	
					<b>CT750K1</b>	CA	
2.2 Quadra	06/87-12/87	J7T770	81	2165		ALT AC PS	<b>11,9X1013Ld</b> <b>4PK875</b> <b>AVX13X825</b>
					<b>CT750</b>	CA	
					<b>CT750K1</b>	CA	
2.2 Quadra (J117)	01/88-12/90	J7T770	79	2165		ALT AC PS	<b>11,9X1013Ld</b> <b>4PK875</b> <b>AVX13X825</b>
					<b>CT750</b>	CA	
					<b>CT750K1</b>	CA	

**ESPACE II (J/S63\_)**

2.0 (J636)	01/91-10/96	J7R768	76	1995		ALT PS AC	<b>11,9X1013Ld</b> <b>11,9X758Ld</b> <b>4PK875</b>
					<b>CT749</b>	CA	
					<b>CT749K1</b>	CA	
2.1 TD (J633, J634, J/S635, J/S63D)	01/91-10/96	J8S610, J8S772, J8S776, J8S778	65	2068		ALT PS AC	<b>11,9X1013Ld</b> <b>11,9X758Ld</b> <b>4PK875</b>
					<b>CT522</b>	CA	
					<b>CT522K1</b>	CA	
2.1 TD (J63E)	11/94-10/96	J8S612	66	2068		ALT PS AC	<b>11,9X1013Ld</b> <b>11,9X758Ld</b> <b>4PK875</b>
					<b>CT522</b>	CA	
					<b>CT522K1</b>	CA	
2.2 (J/S637, J63G)	01/91-10/96	J7T772, J7T776, J7T773	79	2165		ALT PS, 03/1991⇒ AC PS, ⇒03/1991	<b>11,9X1013Ld</b> <b>11,9X758Ld</b> <b>4PK875</b> <b>AVX13X840</b>
					<b>CT750</b>	CA	
					<b>CT750K1</b>	CA	
2.2 4x4 (J/S637, J63G)	03/91-12/96	J7T772, J7T773	79	2165		ALT PS AC	<b>11,9X1013Ld</b> <b>11,9X758Ld</b> <b>4PK875</b>
					<b>CT750</b>	CA	
					<b>CT750K1</b>	CA	
2.8 V6 (J638, J63J)	01/91-10/96	Z7W712, Z7W713,	110	2849		AC PS	<b>AVX13X925</b> <b>AVX13X925</b>





## RENAULT

ESPACE II (J/S63_)							
		Z7W717					
ESPACE III (JE0_)							
1.9 dTi (JE0M)	02/99-10/02	F9Q722	72	1870		ALT, PS, (-AC) ALT, PS, AC, 04/2001⇒ ALT, PS, AC, ⇒03/2001 ALT, (Valeo), FOR ALT: 120A, OE-NO 82 00 054 588 ALT, (Valeo), FOR ALT: 120A, ALT-No: SG10B019, SG10B064, A13VI289	6PK1138 6PK1605 6PK1642 AP9052 AP9052 VD1063
					CT1026 CT1026K1 CT1026K2 CT940 CT940K1 CT940K2	CA, MTR-CODE: F9Q 722, 11/2000⇒ CA, MTR-CODE: F9Q 722, 11/2000⇒ CA, MTR-CODE: F9Q 722, 11/2000⇒ CA, MTR-CODE: F9Q 722, ⇒10/2000 CA, MTR-CODE: F9Q 722, ⇒10/2000 CA, MTR-CODE: F9Q 722, ⇒10/2000, OPT	
2.0	09/01-10/02	F4R700, F4R701	102	1998		ALT, (-AC) ALT, (AC) CA CA, MTR-CODE: F4R 700,701	5PK1125 5PK1750
					CT977 CT977K2		
2.0 (JE0A)	11/96-10/00	F3R728, F3R729, F3R742, F3R768, F3R769	84	1998		ALT, PS ALT, PS, AC CA CA CA, MTR-CODE: F3R 742,768,769	6PK1125 6PK1660
					CT840 CT840K1 CT840K2		
2.0 16V (JE0N, JE0L, JE02)	10/98-10/02	F4R700, F4R701	103	1998		ALT, (-AC) ALT, (AC) CA CA, 06/1999⇒, ⇒04/2001 CA, 04/2001⇒	5PK1125 5PK1750
					CT977 CT977K1 CT977K2		
2.2 12V TD (JE0E, JE0H, JE0P)	11/96-10/00	G8T760, G8T714, G8T716	83	2188		ALT, PS ALT, PS, AC CA CA CA	6PK1015 6PK1950
					CT921 CT921K1 CT921WP1		
2.2 D	11/97-01/00	G8T716	84	2188		ALT, (-AC) ALT, (AC) CA CA CA	6PK1015 6PK1950
					CT921 CT921K1 CT921WP1		
2.2 dCi (JE0K)	10/00-10/02	G9T710, G9T642	95	2188		ALT CA CA	6PK1775 VD1109
					CT1046 CT1046K1		
2.2 dCi (JE0S)	07/00-10/02	G9T710	85	2188		ALT, (-AC) ALT, (AC) CA, MTR-CODE: G9T 710 CA, MTR-CODE: G9T 710	6PK1010 6PK1950
					CT1046 CT1046K1		
3.0 (JE0D)	11/96-10/98	Z7X775	123	2963		ALT WP, (AC) PS WP, (-AC)	4PK962 5PK1378 5PK655 5PK775
					CT1052 CT1052K1		
3.0 V6 24V (JE0G, JE0R)	10/98-10/02	L7X727	140	2946		ALT, PS, AC CA CA, 01/2000⇒	6PK1605
ESPACE IV (JK0/1_)							
1.9 dCi (JK0U)	04/03-02/05	F9Q820	85	1870		ALT CA CA CA CA	7PK1785
					CT1025 CT1025K1 CT1025WP1 CT1025WP2		
1.9 dCi (JK0U, JK0G)	11/02-	F9Q680, F9Q820, F9Q826	88	1870		ALT, MTR-CODE: F9Q 820 CA, MTR-CODE: F9Q 820 CA, MTR-CODE: F9Q 820	7PK1785
					CT1025 CT1025K1		
2.0 (JK09)	11/02-	F4R792	100	1998		ALT CA CA CA	7PK1785
					CT1130 CT1130K2 CT1130WP1		
2.0 (JK0K)	11/02-02/05	F4R790	98	1998		ALT CA CA CA	7PK1785
					CT1130 CT1130K2 CT1130WP1		
2.0 (JK0N, JK1D)	04/05-	F4R797, F4R897, F4R796, F4R896	125	1998		ALT CA CA CA CA	7PK1785
					CT1130 CT1130K2 CT1130WP1		
2.0 dCi (JK01, JK02, JK1J, JK1K)	01/06-	M9R740, M9R750,	110	1995		ALT	7PK1970





## RENAULT

### ESPACE IV (JK0/1\_)

		M9R815					
2.0 dCi (JK02, JK03)	01/06-	M9R802	96	1995		ALT	7PK1970
2.0 dCi (JK03, JK04)	01/06-	M9R760, M9R761, M9R762, M9R763	127	1995		ALT	7PK1970
2.0 Turbo (JK0B, JK0N)	11/02-	F4R794, F4R795, F4R797, F4R796	120	1998	CT1130 CT1130K2 CT1130WP1	ALT, MTR-CODE: F4R 494, F4R 495, F4R 497 CA CA CA	7PK1785
2.2 dCi (JK07)	02/06-	G9T645	102	2188	CT1046 CT1046K1	ALT, (-AC) ALT, (AC) CA CA	7PK1388 7PK1775
2.2 dCi (JK0H)	11/02-	G9T742, G9T743	110	2188	CT1046 CT1046K1	ALT, (-AC) ALT, (AC) CA CA	7PK1388 7PK1775
3.0 dCi (JK0E, JK0Y)	01/06-	P9X715	133	2958	CT1079 CT1079K1	CA CA	
3.0 dCi (JK0J, JK0V)	11/02-	P9X701	130	2958	CT1079 CT1079K1	ALT, (AC) CA CA	6PK1920
3.5 V6 (JK00, JK0F, JK0P, JK0S, JK0W)	11/02-	V4Y711, V4Y715	177	3498		AC ALT, MTR-CODE: V4Y715 ALT, MTR-CODE: V4Y711	4PK775 6PK1100 6PK1105

### FLUENCE (L30\_)

1.5 dCi (L30A)	02/10-	K9K830	63	1461		ALT, (Valeo), FOR ALT: 160A, OE-NO 23 10 000 26R	AP9025
1.5 dCi (L30B)	06/05-	K9K832	78	1461		ALT, (Valeo), FOR ALT: 160A, OE-NO 23 10 000 26R	AP9025
1.5 dCi (L30D, L30L)	02/10-	K9K836, K9K837	81	1461		ALT, (Valeo), FOR ALT: 160A, OE-NO 23 10 000 26R	AP9025
1.5 dCi (L30S)	02/10-	K9K834	66	1461		ALT, (Valeo), FOR ALT: 160A, OE-NO 23 10 000 26R	AP9025

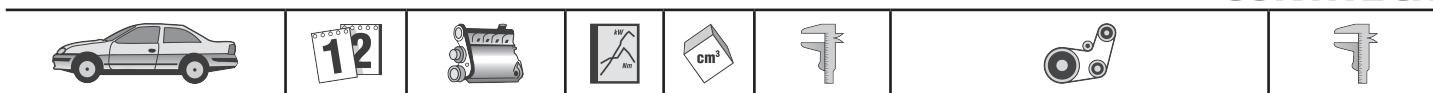
### FUEGO (136\_)

1.4 TL/GTL	02/80-10/85	847720	47	1397		ALT PS	AVX10X1300 AVX13X825
1.6 TS/GTS (1362)	10/80-10/85	843723, 843724, A6M725, A6M726	71	1647		ALT PS, (AC) PS AC	11,9X1013Ld AVX10X650 AVX10X838 AVX13X850
1.6 Turbo (1365)	08/83-10/85	A5L750	97	1565		ALT PS	11,9X1013Ld AVX10X825
2.0 TX/GTX (1363)	10/80-10/85	829710, J6R710, J6R712, J6R713, J6R715, J6R726	81	1995		ALT PS, (AC) PS AC	11,9X1013Ld AVX10X775 AVX10X800 AVX13X865
2.1 TD	08/82-10/85	J8S712	65	2068	CT647 CT647K1 CT522 CT522K1	CA CA CA CA	

### GRAND SCÉNIC II (JM0/1\_)

1.5 dCi (JM02, JM13)	04/04-	K9K728	74	1461		ALT, (-AC), ⇨09/2005 ALT, AC, ⇨01/2005 ALT, AC, 02/2005⇨	5PK1135 5PK1200 6PK1200
1.6	04/04-	K4M761, K4M782	83	1598	CT1035 CT1035K2 CT1035WP3	CA CA CA	
	06/06-	K4M788	77		CT1126 CT1126K1 CT1126WP1	ALT CA CA CA	5PK1135 5PK1200
1.9 dCi (JM0G, JM12, JM1G, JM2C)	04/04-	F9Q812	88	1870	CT1064 CT1064K1 CT1064WP2	ALT, PS, AC CA CA CA	7PK1125 VD1104
1.9 dCi (JM14)	05/05-	F9QJ803, F9QEE804, F9Q816, F9Q818	96	1870	CT1064 CT1064K1	ALT CA CA	7PK1125 VD1104





## RENAULT

GRAND SCÉNIC II (JM0/1_)						
1.9 dCi (JM15)	05/05-	F9QE804	81	1870	CT1064WP2	CA
					ALT	7PK1125 VD1104
2.0	04/04-	F4R770, F4R771	99	1998	CT1064 CT1064K1 CT1064WP2	CA, MTR-CODE: F9Q 803, F9Q 804 CA, MTR-CODE: F9Q 803, F9Q 804 CA, MTR-CODE: F9Q 803, F9Q 804
					ALT, PS, AC, MTR-CODE: F4R 770, F4R 771	7PK1125
					CT1130 CT1130K2 CT1130WP1	CA, MTR-CODE: F4R 770, F4R 771 CA, MTR-CODE: F4R 770, F4R 771 CA, MTR-CODE: F4R 770, F4R 771
2.0 dCi (JM1K)	09/05-	M9R700, M9R721, M9R722	110	1995	CT1130 CT1130K2 CT1130WP1	ALT, PS, AC CA, MTR-CODE: F4R776 CA CA
					ALT ALT, (Bosch), FOR ALT: 125A, OE-NO 82 00 726 639 ALT, (Valeo), FOR ALT: 150A, OE-NO 82 00 725 683	7PK1705 AP9047 AP9047
GRAND SCÉNIC III (JZ0/1_)						
1.4 16V (JZ0F)	02/09-	H4J700	96	1397		ALT
1.5 dCi	02/09-	K9K832	78	1461		ALT, (Valeo), FOR ALT: 160A, OE-NO 23 10 000 26R
	04/09-	K9K836	81			ALT, (Valeo), FOR ALT: 160A, OE-NO 23 10 000 26R
		K9K830	63			ALT, (Valeo), FOR ALT: 160A, OE-NO 23 10 000 26R
	11/10-	K9K846	70			ALT, (Valeo), FOR ALT: 160A, OE-NO 23 10 000 26R
1.9 dCi	02/09-	F9Q870	96	1870		ALT ALT, (Bosch), FOR ALT: 150A, OE-NO 82 00 901 783
					CT1150 CT1150K1	CA CA CA
2.0 dCi (JZ0L)	04/09-	M9R610	118	1995		CA
2.0 dCi (JZ0Y)	02/09-	M9R615	110	1995		CA
KANGOO (KC0/1_)						
1.2 (KC0A, KC0K, KC0F, KC01)	08/97-	D7F710, D7F720, D7F726, D7F722, D7F744, D7F746	43	1149		ALT, 11/2000⇒ PS, AC, 11/2000⇒ ALT, ⇒10/2000 PS, (-AC), 11/2000⇒ AC, (-PS), 11/2000⇒ PS, AC, ⇒10/2000 PS, (-AC), ⇒10/2000 AC, (-PS), ⇒10/2000
					CT915 CT915K1 CT915WP1	CA CA CA
1.2 16V (KC03, KC05, KC06, KC0T, KC0W)	06/01-	D4F712, D4F714, D4F716	55	1149		ALT, (-AC) ALT, (AC), MTR-CODE: D4F 728 AC, (PS) PS AC, (-PS)
					CT1045 CT1045K1 CT1045WP1	CA CA CA, MTR-CODE: D4F 712, ⇒MTR-NO 030310
1.4 (KC0C, KC0H, KC0B, KC0M)	08/97-	E7J780, E7J634, E7J635, K7J700, K7J701	55	1390		ALT, MTR-CODE: E7J 780 PS, (AC), MTR-CODE: E7J 780 PS, (-AC), MTR-CODE: E7J 780 ALT, (-AC), MTR-CODE: E7J 634, E7J 635, K7J 700, K7J 701, OE-NO 77 00 107 493, 82 00 061 673
					CT988 CT988K2 CT988WP1  CT988WP2	CA CA, 06/2005⇒ CA, MTR-CODE: E7J 634, E7J 635, E7J 780 CA, MTR-CODE: K7J 700, K7J 701



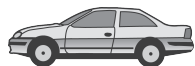
RENAULT

**RENAULT**

KANGOO (KC0/1\_)  
↔ 1.5 dCi

07/03-	K9K704	42	1461	<p>ALT, (-AC), ⇒09/2005 ALT, AC, ⇒01/2005 ALT, AC, 02/2005⇒ ALT, FOR ALT: 110A, OE-NO 82 00 667 608, FOR ALT: 125A, OE-NO 82 00 537 415 ALT, (Valeo), FOR ALT: 110A, ALT-No: TG11C034, TG11C064, FOR ALT: 125A, ALT-No: SG12B089, SG12B105 ALT, (Mitsubishi), FOR ALT: 110A, ALT-No: A002TC0982 ALT, FOR ALT: 120A, OE-NO 77 01 477 001 ALT, (Valeo), FOR ALT: 120A, ALT-No: SG12B038, SG12B103</p> <p><b>CT1035</b> <b>CT1035K2</b> <b>CT1035WP2</b> <b>CT1035WP3</b></p> <p>CA CA CA, ⇒03/2004 CA, 04/2004⇒</p>	<p><b>5PK1135</b> <b>5PK1200</b> <b>6PK1200</b> <b>AP9025</b></p> <p><b>AP9025</b></p> <p><b>AP9025</b></p> <p><b>AP9056</b></p> <p><b>AP9056</b></p>	
06/05-	K9K714	50		<p>ALT, (-AC), ⇒09/2005 ALT, (AC) (-AC), 09/2005⇒ ALT, FOR ALT: 110A, OE-NO 82 00 667 608, FOR ALT: 125A, OE-NO 82 00 537 415 ALT, (Valeo), FOR ALT: 110A, ALT-No: TG11C034, TG11C064, FOR ALT: 125A, ALT-No: SG12B089, SG12B105 ALT, (Mitsubishi), FOR ALT: 110A, ALT-No: A002TC0982</p> <p><b>CT1035</b> <b>CT1035K2</b> <b>CT1035WP3</b></p> <p>CA CA CA</p>	<p><b>5PK1135</b> <b>6PK1200</b> <b>6PK1200</b> <b>AP9025</b></p> <p><b>AP9025</b></p> <p><b>AP9025</b></p>	
	K9K718	62		<p>ALT, (-AC), ⇒09/2005 ALT, (AC) ALT, FOR ALT: 110A, OE-NO 82 00 667 608, FOR ALT: 125A, OE-NO 82 00 537 415 ALT, (Valeo), FOR ALT: 110A, ALT-No: TG11C034, TG11C064, FOR ALT: 125A, ALT-No: SG12B089, SG12B105 ALT, (Mitsubishi), FOR ALT: 110A, ALT-No: A002TC0982 ALT, FOR ALT: 120A, OE-NO 77 01 477 001 ALT, (Valeo), FOR ALT: 120A, ALT-No: SG12B038, SG12B103</p> <p><b>CT1035</b> <b>CT1035K2</b> <b>CT1035WP3</b></p> <p>CA CA CA</p>	<p><b>5PK1135</b> <b>6PK1200</b> <b>AP9025</b></p> <p><b>AP9025</b></p> <p><b>AP9056</b></p> <p><b>AP9056</b></p>	
1.5 dCi (KC07)	12/01-	K9K700, K9K704	48	1461	<p>ALT, (-AC), ⇒09/2005 ALT, AC, ⇒01/2005 ALT, AC, 02/2005⇒ ALT, FOR ALT: 110A, OE-NO 82 00 667 608, FOR ALT: 125A, OE-NO 82 00 537 415 ALT, (Valeo), FOR ALT: 110A, ALT-No: TG11C034, TG11C064, FOR ALT: 125A, ALT-No: SG12B089, SG12B105 ALT, (Mitsubishi), FOR ALT: 110A, ALT-No: A002TC0982 ALT, FOR ALT: 120A, OE-NO 77 01 477 001 ALT, (Valeo), FOR ALT: 120A, ALT-No: SG12B038, SG12B103</p> <p><b>CT1035</b> <b>CT1035K1</b> <b>CT1035K2</b> <b>CT1035WP1</b> <b>CT1035WP2</b> <b>CT1035WP3</b></p> <p>CA CA, ⇒08/2003 CA, 09/2003⇒ CA, ⇒08/2003 CA, 09/2003⇒, ⇒03/2004 CA, 04/2004⇒</p>	<p><b>5PK1135</b> <b>5PK1200</b> <b>6PK1200</b> <b>AP9025</b></p> <p><b>AP9025</b></p> <p><b>AP9025</b></p> <p><b>AP9056</b></p> <p><b>AP9056</b></p>
1.5 dCi (KC08, KC09)	07/02-	K9K702, K9K710	60	1461	<p>ALT, (-AC), ⇒09/2005 ALT, AC, ⇒01/2005 ALT, AC, 02/2005⇒ ALT, FOR ALT: 110A, OE-NO 82 00 667 608, FOR ALT: 125A, OE-NO 82 00 537 415 ALT, (Valeo), FOR ALT: 110A, ALT-No:</p>	<p><b>5PK1135</b> <b>5PK1200</b> <b>6PK1200</b> <b>AP9025</b></p> <p><b>AP9025</b></p>





## RENAULT

### KANGOO (KC0/1\_)

					TG11C034, TG11C064, FOR ALT: 125A, ALT-No: SG12B089, SG12B105 ALT, (Mitsubishi), FOR ALT: 110A, ALT-No: <b>AP9025</b> A002TC0982 ALT, FOR ALT: 120A, OE-NO 77 01 477 <b>AP9056</b> 001 ALT, (Valeo), FOR ALT: 120A, ALT-No: <b>AP9056</b> SG12B038, SG12B103 CA <b>CT1035</b> CA, ⇒08/2003 <b>CT1035K1</b> CA, 09/2003⇒ <b>CT1035K2</b> CA, ⇒08/2003 <b>CT1035WP1</b> CA, 09/2003⇒, ⇒03/2004 <b>CT1035WP2</b> CA, 04/2004⇒ <b>CT1035WP3</b>	
1.6	09/99-06/01	K7M746	66	1598	ALT, (Bosch), FOR ALT: 87A, OE-NO 77 00 <b>AP9025</b> 434 899, 77 01 473 637, 77 01 477 711 ALT, (-AC) <b>5PK1110</b> ALT, (AC), MTR-CODE: K4M 753 <b>5PK1750</b> ALT, (AC), MTR-CODE: K4M 750, K4M <b>5PK1750</b> 752, 09/2001⇒ ONLY WITH 82 00 603 359, ONLY WITH 82 <b>5PK1750</b> 00 104 754 ALT, (AC), MTR-CODE: K4M 750, K4M <b>6PK1750</b> 752, ⇒09/2001 ALT, (Bosch), FOR ALT: 98A, OE-NO 77 01 <b>AP9025</b> 473 636, 77 01 477 694, 77 00 429 217 CA <b>CT1126</b> CA <b>CT1126K1</b> CA <b>CT1126WP1</b> CA	
1.6 16V	06/01-	K4M752, K4M750, K4M753	70	1598	ALT, (-AC) <b>5PK1110</b> ALT, (AC), MTR-CODE: K4M 753 <b>5PK1750</b> ALT, (AC), MTR-CODE: K4M 750, K4M <b>5PK1750</b> 752, 09/2001⇒ ONLY WITH 82 00 603 359, ONLY WITH 82 <b>5PK1750</b> 00 104 754 ALT, (AC), MTR-CODE: K4M 750, K4M <b>6PK1750</b> 752, ⇒09/2001 ALT, (Bosch), FOR ALT: 98A, OE-NO 77 01 <b>AP9025</b> 473 636, 77 01 477 694, 77 00 429 217 CA <b>CT1126</b> CA <b>CT1126K1</b> CA <b>CT1126WP1</b> CA	
1.6 16V 4x4 (KC0P, KC0S, KC0L)	10/01-	K4M752, K4M750, K4M753	70	1598	ALT, (-AC) <b>5PK1110</b> ALT, (AC), MTR-CODE: K4M 753 <b>5PK1750</b> ALT, (AC), MTR-CODE: K4M 750, K4M <b>5PK1750</b> 752, 09/2001⇒ ONLY WITH 82 00 603 359, ONLY WITH 82 <b>5PK1750</b> 00 104 754 ALT, (Bosch), FOR ALT: 98A, OE-NO 77 01 <b>AP9025</b> 473 636, 77 01 477 694, 77 00 429 217 CA <b>CT1126</b> CA <b>CT1126K1</b> CA <b>CT1126WP1</b> CA	
1.6 16V bivalent	06/05-		60	1598	ALT, (-AC) <b>5PK1110</b> ALT, AC <b>5PK1750</b> ALT, (Bosch), FOR ALT: 98A, OE-NO 77 01 <b>AP9025</b> 473 636, 77 01 477 694, 77 00 429 217 CA <b>CT1126</b> CA <b>CT1126K1</b> CA	
1.9 dCi 4x4	10/03-	F9Q790	62	1870	ALT, (-AC) <b>6PK1125</b> ALT, (AC) <b>6PK1217</b> ALT, (Valeo), FOR ALT: 120A, OE-NO 82 <b>AP9052</b> 00 159 642 ALT, (Valeo), FOR ALT: 120A, ALT-No: <b>AP9052</b> SG10B032, A13VI297 VD1063 CA, MTR-CODE: F9Q 790 <b>CT940</b> CA, MTR-CODE: F9Q 790 <b>CT940K3</b>	
1.9 dCi 4x4 (KC0V)	10/01-	F9Q790, F9Q782	59	1870	ALT, (-AC) <b>6PK1125</b> ALT, AC <b>6PK1210</b> ONLY WITH VD1063 <b>MS04</b> ALT, (Valeo), FOR ALT: 120A, OE-NO 82 <b>AP9052</b> 00 159 642 ALT, (Valeo), FOR ALT: 120A, ALT-No: <b>AP9052</b> SG10B032, A13VI297 VD1063 CA, MTR-CODE: F9Q 782 <b>CT1026</b> CA, MTR-CODE: F9Q 782 <b>CT1026K1</b> CA, MTR-CODE: F9Q 782 <b>CT1026K2</b> CA, MTR-CODE: F9Q 782 <b>CT940</b> CA, MTR-CODE: F9Q 790 <b>CT940K3</b> CA, MTR-CODE: F9Q 790	
1.9 dTi (KC0U)	02/00-	F9Q780	59	1870	ALT, PS, (-AC) <b>6PK1125</b> ALT, AC <b>6PK1210</b> ONLY WITH VD1063 <b>MS04</b> ALT, (Valeo), FOR ALT: 120A, OE-NO 82 <b>AP9052</b> 00 159 642 ALT, (Valeo), FOR ALT: 120A, ALT-No: <b>AP9052</b> SG10B032, A13VI297 VD1063 CA <b>CT1026</b> CA <b>CT1026K1</b> CA, MTR-CODE: F9Q 780	


**RENAULT**
**KANGOO (KC0/1\_)**

1.9 RXED	09/99-06/01	F8Q632	48	1870	CT1026K2	CA, MTR-CODE: F9Q 780	6PK1190 6PK1400 6PK894
D 55 1.9 (KC0D)	08/97-	F8Q662	40	1870	CT949 CT949K1 CT949K2	ALT, WP, AC ALT, WP, PS ALT CA CA CA	6PK1190 6PK1400 6PK894 MS04 VD1081
D 65 1.9 (KC0E, KC02, KC0J, KC0N)	08/97-	F8Q630, F8Q632	47	1870	CT949 CT949K1 CT949K2	ALT, WP, AC ALT, WP, PS ALT ONLY WITH VD1081 CA CA CA	6PK1190 6PK1400 6PK894 MS04 VD1081

**KANGOO / GRAND KANGOO (KW0/1\_)**

1.5 dCi (KW0A)	02/08-	K9K800	50	1461	CT1035 CT1035K2	ALT, (-AC) ALT, (AC) CA CA	5PK1135 5PK1200
1.5 dCi (KW0B)	02/08-	K9K802	63	1461	CT1035 CT1035K2	ALT, (-AC) ALT, (AC) CA CA	5PK1135 5PK1200
1.5 dCi (KW0C, KW0F)	02/08-	K9K804, K9K806	76	1461	CT1035 CT1035K2 CT1035WP3	ALT CA CA CA	6PK1200
1.6 (KW00, KW0Y)	02/08-	K7M750	64	1598	CT988 CT988K2	ALT AC AC CA, ⇨ 11/2009 CA, ⇨ 11/2009	4PK725 4PK916 ELAST 4PK916 ELAST T1
1.6 16V (KW0D)	02/08-	K4M830, K4M831	78	1598	CT1126 CT1126K1 CT1126WP1	ALT CA CA CA	6PK1200

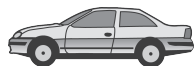
**KANGOO BE BOP (KW0/1\_)**

1.5 dCi (KW0F)	02/09-	K9K806	76	1461	CT1035 CT1035K2 CT1035WP3	ALT CA CA CA	6PK1200
1.6 (KW0D)	02/09-	K4M830	78	1598	CT1126 CT1126K1 CT1126WP1	ALT, MTR-CODE: K4M 830 CA CA CA	6PK1200

**KANGOO Express (FC0/1\_)**

1.2 (FC01, FC0A, FC0F)	08/97-	D7F710, D7F720, D7F726, D7F722, D7F744, D7F746	43	1149	CT915 CT915K1 CT915WP1	ALT, 11/2000⇨ PS, AC, 11/2000⇨ ALT, ⇨ 10/2000 PS, (-AC), 11/2000⇨ AC, (-PS), 11/2000⇨ PS, AC, ⇨ 10/2000 PS, (-AC), ⇨ 10/2000 AC, (-PS), ⇨ 10/2000 CA CA CA CA	3PK740 4PK1538 4PK735 4PK905 4PK925 5PK1515 5PK875 5PK915
1.2 (FC1A)	07/98-07/01	D7F766, D7F764	44	1149	CT915 CT915K1 CT915WP1	ALT PS CA CA CA	3PK740 4PK905
1.2 16V (FC05)	10/01-	D4F712, D4F714, D4F730	55	1149	CT1045 CT1045K1	ALT, (-AC) ALT, (AC), MTR-CODE: D4F 728 AC, (PS) PS, (-AC) AC, (-PS) CA CA	3PK740 3PK750 4PK1538 4PK905 4PK925





## RENAULT

### KANGOO Express (FC0/1\_)

					<b>CT1045WP1</b>	CA, MTR-CODE: D4F 712, ⇒MTR-NO 030310	
1.4 (FC0C, FC0B, FC0H, FC0M)	08/97-	E7J780, E7J634, E7J635, K7J701	55	1390		ALT, MTR-CODE: E7J 780 PS, (AC), MTR-CODE: E7J 780 PS, (-AC), MTR-CODE: E7J 780 ALT, (-AC), MTR-CODE: E7J 634, E7J 635, K7J 700, K7J 701, OE-NO 77 00 107 493, 82 00 061 673 ALT, (AC), MTR-CODE: K7J 700, K7J 701, 09/2001⇒, OE-NO 77 00 101 261, 77 00 111 671, ONLY WITH 82 00 603 359, ONLY WITH 82 00 104 754 ALT, (AC), MTR-CODE: K7J 700, K7J 701, ⇒09/2001 ALT, (Bosch), FOR ALT: 87A, OE-NO 77 00 434 899, 77 01 473 637, 77 01 477 711	<b>3PK1038</b> <b>4PK1237</b> <b>4PK995</b> <b>5PK1110</b>  <b>5PK1750</b>  <b>6PK1750</b>  <b>AP9025</b>
					<b>CT988</b> <b>CT988K2</b> <b>CT988WP1</b>	CA CA, 06/2005⇒ CA, MTR-CODE: E7J 634, E7J 635, E7J 780	
					<b>CT988WP2</b>	CA, MTR-CODE: K7J 701	
1.5 dCi (FC07, FC1R)	12/01-	K9K700, K9K704, K9K702	48	1461		ALT, (-AC), ⇒09/2005 ALT, AC, ⇒01/2005 ALT, AC, 02/2005⇒ ALT, FOR ALT: 110A, OE-NO 82 00 667 608, FOR ALT: 125A, OE-NO 82 00 537 415 ALT, (Valeo), FOR ALT: 110A, ALT-No: TG11C034, TG11C064, FOR ALT: 125A, ALT-No: SG12B089, SG12B105 ALT, (Mitsubishi), FOR ALT: 110A, ALT-No: A002TC0982 ALT, FOR ALT: 120A, OE-NO 77 01 477 001 ALT, (Valeo), FOR ALT: 120A, ALT-No: SG12B038, SG12B103	<b>5PK1135</b> <b>5PK1200</b> <b>6PK1200</b> <b>AP9025</b>       <b>AP9025</b>    <b>AP9025</b>  <b>AP9056</b>  <b>AP9056</b>
					<b>CT1035</b> <b>CT1035K1</b> <b>CT1035K2</b> <b>CT1035WP1</b> <b>CT1035WP2</b> <b>CT1035WP3</b>	CA CA, ⇒08/2003 CA, 09/2003⇒ CA, ⇒08/2003 CA, 09/2003⇒, ⇒03/2004 CA, 04/2004⇒	
1.5 dCi (FC08, FC09)	04/03-	K9K702, K9K710	60	1461		ALT, (-AC), ⇒09/2005 ALT, AC, ⇒01/2005 ALT, AC, 02/2005⇒ ALT, FOR ALT: 110A, OE-NO 82 00 667 608, FOR ALT: 125A, OE-NO 82 00 537 415 ALT, (Valeo), FOR ALT: 110A, ALT-No: TG11C034, TG11C064, FOR ALT: 125A, ALT-No: SG12B089, SG12B105 ALT, (Mitsubishi), FOR ALT: 110A, ALT-No: A002TC0982 ALT, FOR ALT: 120A, OE-NO 77 01 477 001 ALT, (Valeo), FOR ALT: 120A, ALT-No: SG12B038, SG12B103	<b>5PK1135</b> <b>5PK1200</b> <b>6PK1200</b> <b>AP9025</b>       <b>AP9025</b>    <b>AP9025</b>  <b>AP9056</b>  <b>AP9056</b>
					<b>CT1035</b> <b>CT1035K1</b> <b>CT1035K2</b> <b>CT1035WP1</b> <b>CT1035WP2</b> <b>CT1035WP3</b>	CA CA, ⇒08/2003 CA, 09/2003⇒ CA, ⇒08/2003 CA, 09/2003⇒, ⇒03/2004 CA, 04/2004⇒	
1.5 dCi (FC1E)	06/05-	K9K714	50	1461		ALT, (-AC), ⇒09/2005 ALT, (AC) (-AC), 09/2005⇒ ALT, FOR ALT: 110A, OE-NO 82 00 667 608, FOR ALT: 125A, OE-NO 82 00 537 415 ALT, (Valeo), FOR ALT: 110A, ALT-No: TG11C034, TG11C064, FOR ALT: 125A, ALT-No: SG12B089, SG12B105 ALT, (Mitsubishi), FOR ALT: 110A, ALT-No: A002TC0982	<b>5PK1135</b> <b>6PK1200</b> <b>6PK1200</b> <b>AP9025</b>       <b>AP9025</b>    <b>AP9025</b>
					<b>CT1035</b> <b>CT1035K2</b> <b>CT1035WP3</b>	CA CA CA	
1.5 dCi (FC1G)	06/05-	K9K718	62	1461		ALT, (-AC)	<b>5PK1135</b>

RENAULT





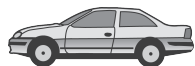
RENAULT

**RENAULT**

KANGOO Express (FC0/1\_)

						ALT, (AC) ALT, FOR ALT: 110A, OE-NO 82 00 667 608, FOR ALT: 125A, OE-NO 82 00 537 415 ALT, (Valeo), FOR ALT: 110A, ALT-No: TG11C034, TG11C064, FOR ALT: 125A, ALT-No: SG12B089, SG12B105 ALT, (Mitsubishi), FOR ALT: 110A, ALT-No: A002TC0982 ALT, FOR ALT: 120A, OE-NO 77 01 477 001 ALT, (Valeo), FOR ALT: 120A, ALT-No: SG12B038, SG12B103 CA CA CA	5PK1200 AP9025 AP9025 AP9025 AP9056 AP9056
1.5 dCi (FC1R)	12/02-	K9K704	42	1461	CT1035 CT1035K2 CT1035WP3 CA CA CA	ALT, (-AC), ⇒09/2005 ALT, AC, ⇒01/2005 ALT, AC, 02/2005⇒ ALT, FOR ALT: 110A, OE-NO 82 00 667 608, FOR ALT: 125A, OE-NO 82 00 537 415 ALT, (Valeo), FOR ALT: 110A, ALT-No: TG11C034, TG11C064, FOR ALT: 125A, ALT-No: SG12B089, SG12B105 ALT, (Mitsubishi), FOR ALT: 110A, ALT-No: A002TC0982 ALT, FOR ALT: 120A, OE-NO 77 01 477 001 ALT, (Valeo), FOR ALT: 120A, ALT-No: SG12B038, SG12B103 CA CA, ⇒08/2003 CA, 09/2003⇒ CA, ⇒08/2003 CA, 09/2003⇒, ⇒03/2004 CA, 04/2004⇒	5PK1135 5PK1200 6PK1200 AP9025 AP9025 AP9025 AP9056 AP9056
1.6 16V	10/01-	K4M752	70	1598	CT1126 CT1126K1 CT1126WP1 CA CA CA	ALT, (-AC) ALT, AC, ONLY WITH 82 00 603 359, ONLY WITH 82 00 104 754 ALT, (Bosch), FOR ALT: 98A, OE-NO 77 01 473 636, 77 01 477 694, 77 00 429 217 CA CA CA	5PK1110 5PK1750 AP9025
1.6 16V 4x4 (FC0L, FC0P, FC0S)	10/01-	K4M752, K4M750, K4M753	70	1598	CT1126 CT1126K1 CT1126WP1 CA CA CA	ALT, (-AC) ALT, AC, ONLY WITH 82 00 603 359, ONLY WITH 82 00 104 754 ALT, (Bosch), FOR ALT: 98A, OE-NO 77 01 473 636, 77 01 477 694, 77 00 429 217 CA CA CA	5PK1110 5PK1750 AP9025
1.6 16V bivalent	06/05-	K4M850	60	1598	CT1126 CT1126K1 CT1126WP1 CA CA CA	ALT, (-AC) ALT, AC, ONLY WITH 82 00 603 359, ONLY WITH 82 00 104 754 ALT, (Bosch), FOR ALT: 98A, OE-NO 77 01 473 636, 77 01 477 694, 77 00 429 217 CA CA CA	5PK1110 5PK1750 AP9025
1.9 D (FC0J)	09/99-06/03	F8Q632	48	1870	CT949 CT949K1 CT949K2 CA CA CA	ALT, WP, AC ALT, WP, PS ALT CA CA CA	6PK1190 6PK1400 6PK894 VD1081
1.9 dCi (FC0V)	07/03-	F9Q790, F9Q782	62	1870	CT940 CT940K3 CA, MTR-CODE: F9Q 790 CA, MTR-CODE: F9Q 790	ALT, (-AC) ALT, (AC) ALT, (Valeo), FOR ALT: 120A, OE-NO 82 00 159 642 ALT, (Valeo), FOR ALT: 120A, ALT-No: SG10B032, A13V1297 CA, MTR-CODE: F9Q 790 CA, MTR-CODE: F9Q 790	6PK1125 6PK1217 AP9052 AP9052 VD1063
1.9 dCi 4x4 (FC0V)	10/01-	F9Q790,	59	1870		ALT, (-AC)	6PK1125





## RENAULT

### KANGOO Express (FC0/1\_)

		F9Q782				ALT, AC ONLY WITH VD1063 ALT, (Valeo), FOR ALT: 120A, OE-NO 82 00 159 642 ALT, (Valeo), FOR ALT: 120A, ALT-No: SG10B032, A13V1297	6PK1210 MS04 AP9052 AP9052 VD1063
	07/03-	F9Q790	62		CT1026 CT1026K1 CT1026K2 CT940 CT940K3	CA, MTR-CODE: F9Q 782 CA, MTR-CODE: F9Q 782 CA, MTR-CODE: F9Q 782 CA, MTR-CODE: F9Q 790 CA, MTR-CODE: F9Q 790	
		F9Q790				ALT, (-AC) ALT, (AC) ALT, (Valeo), FOR ALT: 120A, OE-NO 82 00 159 642 ALT, (Valeo), FOR ALT: 120A, ALT-No: SG10B032, A13V1297	6PK1125 6PK1217 AP9052 AP9052 VD1063
1.9 dTi (FC0U)	02/00-	F9Q780	59	1870		ALT, PS, (-AC) ALT, AC ONLY WITH VD1063 ALT, (Valeo), FOR ALT: 120A, OE-NO 82 00 159 642 ALT, (Valeo), FOR ALT: 120A, ALT-No: SG10B032, A13V1297	6PK1125 6PK1210 MS04 AP9052 AP9052 VD1063
		F8Q662	40	1870	CT1026 CT1026K1 CT1026K2	CA CA, MTR-CODE: F9Q 780, F9Q 782 CA, MTR-CODE: F9Q 780, F9Q 782	
D 55 1.9 (FC0D)	08/97-	F8Q662	40	1870		ALT, WP, AC ALT, WP, PS ALT ONLY WITH VD1081	6PK1190 6PK1400 6PK894 MS04 VD1081
		F8Q630, F8Q632	47	1870	CT949 CT949K1 CT949K2	CA CA CA	
D 65 1.9 (FC0E, FC02, FC0J, FC0N)	08/97-	F8Q630, F8Q632	47	1870		ALT, WP, AC ALT, WP, PS ALT ONLY WITH VD1081	6PK1190 6PK1400 6PK894 MS04 VD1081
					CT949 CT949K1 CT949K2	CA CA CA	

### KANGOO Express (FW0/1\_)

1.5 dCi	02/08-	K9K800	50	1461		ALT, (-AC) ALT, (AC) CA CA	5PK1135 5PK1200
		K9K806	76	1461	CT1035 CT1035K2	CA CA	
1.5 dCi (FW0F)	02/08-	K9K806	76	1461		ALT CA CA CA	6PK1200
		K9K802, K9K800	63	1461	CT1035 CT1035K2 CT1035WP3	CA CA CA	
1.5 dCi 85 (FW0A, FW0B)	02/08-	K9K802, K9K800	63	1461		ALT, (-AC) ALT, (AC) CA CA	5PK1135 5PK1200
		K7M750	64	1598	CT988 CT988K2	CA, ⇨11/2009 CA, ⇨11/2009	
1.6	02/08-	K7M750	64	1598		ALT AC AC CA, ⇨11/2009 CA, ⇨11/2009	4PK725 4PK916 ELAST 4PK916 ELAST T1

### KOLEOS (HY\_)

2.0 dCi (HY0K)	09/08-	M9R855, M9R856, M9R865, M9R866, M9R862	110	1995		ALT	7PK1705
2.0 dCi 4x4 (HY0B)	09/08-	M9R830	127	1995		ALT	7PK1705
2.0 dCi 4x4 (HY0K)	09/08-	M9R855, M9R856, M9R865, M9R866, M9R862	110	1995		ALT	7PK1705





## RENAULT

### LAGUNA Coupe (DT0/1)

↔ 2.0 16V Turbo	09/08-	F4Rt811, F4R811	125	1998	CT1130 CT1130K2 CT1130WP1	ALT CA CA CA	7PK1795
2.0 dCi (DT01, DT09, DT12, DT1D)	09/08-	M9R802, M9R805, M9R814	110	1995		ALT	7PK1970
2.0 dCi (DT1M)	09/08-	M9R800, M9R809, M9R815	127	1995		ALT	7PK1970
2.0 dCi GT (DT11, DT1E, DT1N)	03/08-	M9R816, M9R820	131	1995		ALT	7PK1970
2.0 GT	09/08-	F4Rt800	150	1998	CT1130 CT1130K2	ALT CA CA	7PK1795

### LAGUNA Grandtour (K56\_)

1.6 16V (K568)	11/97-03/01	K4M720	79	1598	CT1126 CT1126K1 CT1126WP1	ALT, (-AC) ALT, (AC), ONLY WITH 82 00 603 359, ONLY WITH 82 00 104 754 ALT, (Bosch), FOR ALT: 98A, OE-NO 77 01 473 636, 77 01 477 694, 77 00 429 217	5PK1110 5PK1750 AP9025
1.8 (K56S/T/0)	09/95-03/01	F3P670, F3P678	66	1783	CT684 CT684K1	ALT, PS, (-AC), (MANL-TP) ALT, PS, (-AC), (AUTOM-TP) ALT, PS, AC	6PK1125 6PK1420 6PK1660
1.8 (K56Z)	09/95-03/01	F3P720, F3P724	69	1794	CT684 CT684K1	ALT, PS, (-AC), (MANL-TP) ALT, PS, (-AC), (AUTOM-TP) ALT, AC ALT, PS, AC	6PK1125 6PK1420 6PK1653 6PK1660
1.8 16V (K563, K564)	04/98-03/01	F4P760	88	1783	CT977 CT977K1 CT977K2	ALT, (-AC) ALT, (AC) CA CA, OE-NO 77 01 474 022 CA, OE-NO 77 01 477 184	5PK1125 5PK1750
1.9 dCi (K56W)	09/99-03/01	F9Q718	79	1870	CT1025 CT1025K1 CT1025WP1 CT1025WP2	ALT, (AC) ALT, (Valeo), FOR ALT: 120A, ALT-No: SG12B017, OE-NO 82 00 690 199 (AC)	6PK1795 AP9039 VD1101
1.9 dTi (K56J)	10/97-03/01	F9Q710, F9Q716, F9Q717	72	1870	CT1026 CT1026 CT1026K1 CT1026K1 CT1026K2 CT940 CT940 CT940K1 CT940K2 CT940K2	ALT, PS, (-AC) ALT, PS, AC ONLY WITH VD1063 ALT, (Valeo), FOR ALT: 120A, OE-NO 82 00 054 588 ALT, (Valeo), FOR ALT: 120A, ALT-No: SG10B019, SG10B064, A13VI289  CA, MTR-CODE: F9Q 710, 11/2000⇒ MTR-CODE: F9Q 717 CA, MTR-CODE: F9Q 710, 11/2000⇒ MTR-CODE: F9Q 717 CA, MTR-CODE: F9Q 710, 11/2000⇒ CA, MTR-CODE: F9Q 710, ⇒10/2000 MTR-CODE: F9Q 716 CA, MTR-CODE: F9Q 710, ⇒10/2000 CA, MTR-CODE: F9Q 710, ⇒10/2000 MTR-CODE: F9Q 716	6PK1138 6PK1642 MS04 AP9052 AP9052 VD1063
2.0	10/98-01/01	F3R768	84	1998	CT840 CT840K1 CT840K2	ALT, (-AC) ALT, (AC) CA CA CA	6PK1125 6PK1660
2.0 (K56C/H)	09/95-03/01	F3R722, F3R723	83	1998	CT840 CT840K1	ALT, (-AC) ALT, (-AC), (AUTOM-TP) ALT, (AC) CA CA	6PK1125 6PK1420 6PK1660
2.0 16V (A56A/B)	09/99-03/01	F4R780	103	1998	CT977	ALT, PS, AC CA	5PK1750





<b>RENAULT</b>							
<b>LAGUNA Grandtour (K56_)</b>							
↔					<b>CT977K1</b>	CA	
2.0 16V (K56D/M)	09/95-03/01	N7Q700, N7Q704	102	1948	<b>CT759</b> <b>CT759</b> <b>CT759K1</b> <b>CT759K1</b> <b>CT977</b> <b>CT977K1</b> <b>CT979</b> <b>CT979K1</b> <b>CT979WP1</b>	ALT, (-AC) ALT, (AC) CA, MTR-CODE: N7Q 700 CA, MTR-CODE: N7Q 704, ⇨12/1997 CA, MTR-CODE: N7Q 700 CA, MTR-CODE: N7Q 704, ⇨12/1997 CA, MTR-CODE: F4R 780 CA, MTR-CODE: F4R 780, 06/1999⇨ CA, MTR-CODE: N7Q 704, 12/1997⇨ CA, MTR-CODE: N7Q 704, 12/1997⇨ CA, 12/1997⇨	<b>6PK1240</b> <b>6PK1605</b>
2.2 D (K56F/2, S56F)	09/95-03/01	G8T706, G8T752, G8T790, G8T794	61	2188	<b>CT853</b>  <b>CT853K1</b> <b>CT857</b> <b>CT921</b> <b>CT921K1</b> <b>CT921WP1</b> <b>CT980</b>	ALT, 11/1995⇨ ALT, ⇨10/1995 ALT, AC CA, ⇨12/1995, MTR-CODE: G8T-706, G8T-790 CA, MTR-CODE: 706,790 VACP CA, 01/1996⇨ CA, MTR-CODE: 752,794 CA, MTR-CODE: 752,794 VACP, (AC)	<b>6PK1015</b> <b>6PK1680</b> <b>6PK1950</b>
2.2 dT (K569)	03/96-03/01	G8T760	83	2188	<b>CT921</b> <b>CT921K1</b> <b>CT921WP1</b>	ALT ALT, AC CA CA CA	<b>6PK1015</b> <b>6PK1950</b>
3.0 (K56R, K565)	02/96-03/01	Z7X765	123	2963		ALT WP, (AC) PS WP, (-AC)	<b>4PK962</b> <b>5PK1378</b> <b>5PK655</b> <b>5PK775</b>
3.0 24V (K56V)	03/97-03/01	L7X700, L7X701	140	2946	<b>CT1052</b> <b>CT1052K1</b>	ALT, PS, AC CA CA, 01/2000⇨	<b>6PK1605</b>
<b>LAGUNA I (B56_, 556_)</b>							
1.6 16V (B568, B561)	11/97-03/01	K4M720	79	1598	<b>CT1126</b> <b>CT1126K1</b> <b>CT1126WP1</b>	ALT, (-AC) ALT, AC, ONLY WITH 82 00 603 359, ONLY WITH 82 00 104 754 ALT, (Bosch), FOR ALT: 98A, OE-NO 77 01 473 636, 77 01 477 694, 77 00 429 217 CA CA CA	<b>5PK1110</b> <b>5PK1750</b> <b>AP9025</b>
1.8	06/95-02/01	F3P674	69	1783	<b>CT684</b> <b>CT684K1</b>	ALT, (-AC) ALT, (AC) CA CA	<b>6PK1125</b> <b>6PK1660</b>
1.8 (B56A/B)	11/93-03/01	F3P720, F3P724	66	1794	<b>CT684</b> <b>CT684K1</b>	ALT, PS, (-AC), MTR-CODE: F3P 724, F3P 678, 11/1995⇨ ALT, PS, (-AC), MTR-CODE: F3P 670, F3P 674, F3P 676 ALT, PS, (-AC), MTR-CODE: F3P 720 ALT, PS, (-AC), MTR-CODE: F3P 724, F3P 678, ⇨10/1995 ALT, AC ALT, PS, AC	<b>6PK1125</b> <b>6PK1125</b> <b>6PK1420</b> <b>6PK1420</b> <b>6PK1653</b> <b>6PK1660</b>
1.8 (B56S/T/0)	08/95-03/01	F3P670, F3P678	66	1783	<b>CT684</b> <b>CT684K1</b>	ALT, PS, (-AC), (MANL-TP) ALT, PS, (-AC), (AUTOM-TP) ALT, PS, AC CA CA	<b>6PK1125</b> <b>6PK1420</b> <b>6PK1660</b>
1.8 (B56Z)	08/95-03/01	F3P720, F3P724	69	1794	<b>CT684</b> <b>CT684K1</b>	ALT, PS, (-AC), (MANL-TP) ALT, PS, (-AC), (AUTOM-TP) ALT, AC ALT, PS, AC CA CA	<b>6PK1125</b> <b>6PK1420</b> <b>6PK1653</b> <b>6PK1660</b>
1.8 16V (B563, B564)	04/98-03/01	F4P760	88	1783	<b>CT977</b> <b>CT977K1</b> <b>CT977K2</b>	ALT, (-AC) ALT, (AC) CA CA, BORE-Ø 10,22 mm CA, BORE-Ø 17,0 mm	<b>5PK1125</b> <b>5PK1750</b>
1.9 dCi (B56W)	09/99-03/01	F9Q718	79	1870		ALT, (AC) ALT, (Valeo), FOR ALT: 120A, ALT-No: SG12B017, OE-NO 82 00 690 199	<b>6PK1795</b> <b>AP9039</b>


**RENAULT**



RENAULT

**RENAULT**

LAGUNA I (B56\_, 556\_)

					CT1025 CT1025K1 CT1025WP1 CT1025WP2	(AC) CA	VD1101
1.9 dTi (B56J)	10/97-03/01	F9Q710, F9Q716, F9Q717	72	1870		ALT, PS, (-AC) ALT, PS, AC ONLY WITH VD1063 ALT, (Valeo), FOR ALT: 120A, OE-NO 82 00 054 588 ALT, (Valeo), FOR ALT: 120A, ALT-No: SG10B019, SG10B064, A13VI289	6PK1138 6PK1642 MS04 AP9052 AP9052 VD1063
					CT1026 CT1026 CT1026K1 CT1026K2 CT940 CT940 CT940K1 CT940K2 CT940K2	CA, MTR-CODE: F9Q 710, 11/2000⇒ MTR-CODE: F9Q 717 CA, MTR-CODE: F9Q 710, 11/2000⇒ MTR-CODE: F9Q 717 CA, MTR-CODE: F9Q 710, 11/2000⇒ CA, MTR-CODE: F9Q 710, ⇒10/2000 MTR-CODE: F9Q 716 CA, MTR-CODE: F9Q 710, ⇒10/2000 CA, MTR-CODE: F9Q 710, ⇒10/2000 MTR-CODE: F9Q 716	
2.0	03/99-03/01	F3R611	80	1998		ALT, PS, (-AC), MTR-CODE: F3R 611 ALT, PS, (-AC), MTR-CODE: F3R 722 ALT, PS, AC CA, MTR-CODE: F3R 611,768,769 CA, MTR-CODE: F3R 611,768,769	6PK1125 6PK1125 6PK1660
	09/99-02/01	F4R780	102			ALT CA CA	5PK1750
	06/95-02/01	N7Q700, N7Q704	103	1948		ALT, (-AC) ALT, (AC)	6PK1240 6PK1605
		F3R768	84	1998		ALT, (-AC), MTR-CODE: F3R 768 ALT, (AC), MTR-CODE: F3R 768 CA, MTR-CODE: F3R 768 CA, MTR-CODE: F3R 768	6PK1125 6PK1125 6PK1660
2.0 (B56C/H/N)	11/93-03/01	F3R722, F3R723	83	1998		ALT, PS, (-AC), 11/1995⇒, MTR-CODE: F3R 722, F3R 723 ALT, PS, (-AC), MTR-CODE: F3R 611 ALT, PS, (-AC), ⇒10/1995, MTR-CODE: F3R 722, F3R 723 ALT, PS, AC	6PK1125 6PK1125 6PK1420 6PK1660
					CT840 CT840K1	CA CA	
2.0 16V (556A/B)	09/99-03/01	F4R780	103	1998		ALT, PS, AC CA CA	5PK1750
					CT977 CT977K1	CA CA	
2.0 16V (B56D/M)	06/95-03/01	N7Q700, N7Q704	102	1948		ALT, (-AC) ALT, (AC) CA, MTR-CODE: N7Q 700 CA, MTR-CODE: N7Q 704, ⇒12/1997 CA, MTR-CODE: N7Q 700 CA, MTR-CODE: N7Q 704, ⇒12/1997 CA, MTR-CODE: F4R 780 CA, MTR-CODE: F4R 780, 06/1999⇒ CA, MTR-CODE: N7Q 704, 12/1997⇒ CA, MTR-CODE: N7Q 704, 12/1997⇒ CA, 12/1997⇒	6PK1240 6PK1605
					CT759 CT759 CT759K1 CT759K1 CT977 CT977K1 CT979 CT979K1 CT979WP1		
2.2 D (B56F/2)	11/93-03/01	G8T706, G8T752, G8T790, G8T794	61	2188		ALT, 11/1995⇒ ALT, ⇒10/1995 ALT, AC CA, ⇒12/1995, MTR-CODE: G8T-706, G8T-790 CA, MTR-CODE: 706,790 VACP CA, 01/1996⇒ CA, MTR-CODE: 752,794 CA, MTR-CODE: 752,794 VACP, (AC)	6PK1015 6PK1680 6PK1950
					CT853 CT853K1 CT857 CT921 CT921K1 CT921WP1 CT980		
2.2 dT (B569)	03/96-03/01	G8T760	83	2188		ALT ALT, AC CA CA CA	6PK1015 6PK1950
					CT921 CT921K1 CT921WP1		
3.0 (B56E/R, B565)	11/93-03/01	Z7X760, Z7X765	123	2963		ALT WP, (AC) PS	4PK962 5PK1378 5PK655





# RENAULT

LAGUNA I (B56_, 556_) ↩						
3.0 24V (B56V)	03/97-03/01	L7X700, L7X701	140	2946	WP, (-AC) ALT, PS, AC CA CA, 01/2000⇒	5PK775 6PK1605
<p style="text-align: right;"><b>CT1052</b> <b>CT1052K1</b></p>						
LAGUNA II (BG0/1_) ↩						
1.6 16V (BG0A, BG0L)	03/01-	K4M710, K4M714	79	1598	ALT, (-AC) ALT, (AC), 09/2001⇒, ONLY WITH 82 00 603 359, ONLY WITH 82 00 104 754 ALT, (AC), ⇒09/2001 ALT, (Bosch), FOR ALT: 98A, OE-NO 77 01 473 636, 77 01 477 694, 77 00 429 217 ALT, (Valeo), FOR ALT: 120A, OE-NO 77 01 477 710, 82 00 019 706	5PK1110 5PK1750 6PK1750 AP9025 AP9025
<p style="text-align: right;"><b>CT1126</b> <b>CT1126K1</b> <b>CT1126WP1</b></p>						
1.6 16V (BG1G, BG1H)	02/05-	K4M716	82	1598	ALT, (-AC) ALT, AC CA CA CA	5PK1135 5PK1200
<p style="text-align: right;"><b>CT1126</b> <b>CT1126K2</b> <b>CT1126WP2</b></p>						
1.8 16V (BG04, BG0B, BG0C, BG0V)	03/01-	F4P770, F4P774	86	1783	ALT, MTR-CODE: F4P774, F4P775 ALT, MTR-CODE: F4P770, F4P771, F4P772 ALT, (Valeo), FOR ALT: 125A, OE-NO 82 00 112 065 CA, MTR-CODE: F4P770, F4P771, F4P772, F4P774, F4P775 CA, MTR-CODE: F4P770, F4P771, F4P772, F4P774, F4P775	6PK1795 6PK1800 AP9052
<p style="text-align: right;"><b>CT1130</b> <b>CT1130K2</b></p>						
1.8 16V (BG06, BG0J, BG0M)	03/01-	F4P770, F4P773, F4P771, F4P774, F4P775	85	1783	ALT, PS, AC ALT, (Valeo), FOR ALT: 125A, OE-NO 82 00 112 065, MTR-CODE: F4P 770, F4P 771 CA CA CA, MTR-CODE: F4P 770, 771	6PK1795 AP9052
<p style="text-align: right;"><b>CT1130</b> <b>CT1130K2</b> <b>CT1130WP1</b></p>						
1.8 16V (BG0B, BG0C, BG0J, BG0M, BG0V)	03/01-	F4P770, F4P772	89	1783	ALT, (AC) ALT, (Valeo), FOR ALT: 125A, OE-NO 82 00 112 065, MTR-CODE: F4P 770 CA CA, MTR-CODE: F4P770, F4P774, 05/2001⇒ CA, MTR-CODE: F4P770, F4P774, 05/2001⇒	6PK1795 AP9052
<p style="text-align: right;"><b>CT1130</b> <b>CT1130K2</b> <b>CT1130WP1</b></p>						
1.8 16V (BG0B, BG0M)	03/01-	F4P770, F4P773	88	1783	ALT, PS, AC ALT, (Valeo), FOR ALT: 125A, OE-NO 82 00 112 065, MTR-CODE: F4P 770 CA CA, 04/2001⇒ CA, 04/2001⇒, MTR-CODE: F4P 770	6PK1795 AP9052
<p style="text-align: right;"><b>CT1130</b> <b>CT1130K2</b> <b>CT1130WP1</b></p>						
1.9 dCi	03/01-	F9Q718, F9Q754	79	1870	ALT ALT, (Valeo), FOR ALT: 120A, ALT-No: TG12B017, TG12B071, TG12B096, TG12B110, TG12B123, OE-NO 82 00 690 199, 82 00 538 407 ALT, (Valeo), FOR ALT: 120A, ALT-No: SG12B050, SG12B095, SG12B108, SG12B116, OE-NO 82 00 590 255, 82 00 538 815 CA CA CA CA	6PK1795 AP9039 AP9043
<p style="text-align: right;"><b>CT1025</b> <b>CT1025K1</b> <b>CT1025WP1</b> <b>CT1025WP2</b></p>						
1.9 dCi (BG05)	03/04-	F9Q664	68	1870	ALT ALT, (Bosch), FOR ALT: 150A, OE-NO 82 00 660 022 CA CA CA	7PK1795 AP9047 VD1104
<p style="text-align: right;"><b>CT1064</b> <b>CT1064K1</b> <b>CT1064WP2</b></p>						
1.9 dCi (BG0E)	06/01-	F9Q752	77	1870	ALT, (-AC), ONLY WITH 82 00 386 451 ALT, (AC) ALT, (Valeo), FOR ALT: 120A, ALT-No: TG12B017, TG12B071, TG12B096, TG12B110, TG12B123, OE-NO 82 00 690 199, 82 00 538 407 ALT, (Valeo), FOR ALT: 120A, ALT-No: SG12B050, SG12B095, SG12B108,	5PK1125 6PK1795 AP9039 AP9043





RENAULT

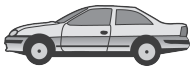
**RENAULT**

LAGUNA II (BG0/1\_)



						SG12B116, OE-NO 82 00 590 255, 82 00 538 815 (AC) <b>VD1101</b>
					<b>CT1025</b> <b>CT1025K1</b> <b>CT1025WP1</b> <b>CT1025WP2</b>	CA CA CA, MTR-CODE: F9Q 752 CA, MTR-CODE: F9Q 752
1.9 dCi (BG0G)	03/01-	F9Q750, F9Q670, F9Q674	88	1870		ALT, (-AC), MTR-CODE: F9Q 750, ONLY WITH 82 00 386 451 <b>5PK1125</b> ALT, (AC), MTR-CODE: F9Q 750 <b>6PK1795</b> ALT, (AC), MTR-CODE: F9Q 670, F9Q 674 <b>7PK1795</b> ALT, (Valeo), FOR ALT: 120A, ALT-No: TG12B017, TG12B071, TG12B096, TG12B110, TG12B123, OE-NO 82 00 690 199, 82 00 538 407 <b>AP9039</b> ALT, (Valeo), FOR ALT: 120A, ALT-No: SG12B050, SG12B095, SG12B108, SG12B116, OE-NO 82 00 590 255, 82 00 538 815 <b>AP9043</b> ALT, (Bosch), FOR ALT: 150A, OE-NO 82 00 660 022 <b>AP9047</b> MTR-CODE: F9Q 750, (AC) <b>VD1101</b> MTR-CODE: F9Q 674 <b>VD1104</b>
					<b>CT1025</b> <b>CT1025K1</b> <b>CT1025WP1</b> <b>CT1025WP2</b>	CA CA CA, MTR-CODE: F9Q 750 CA, MTR-CODE: F9Q 750
1.9 dCi (BG0R)	10/01-	F9Q754	74	1870		ALT, WP, PS, ONLY WITH 82 00 386 451 <b>5PK1125</b> ALT, WP, PS, AC <b>6PK1795</b> ALT, (Valeo), FOR ALT: 120A, ALT-No: TG12B017, TG12B071, TG12B096, TG12B110, TG12B123, OE-NO 82 00 690 199, 82 00 538 407 <b>AP9039</b> ALT, (Valeo), FOR ALT: 120A, ALT-No: SG12B050, SG12B095, SG12B108, SG12B116, OE-NO 82 00 590 255, 82 00 538 815 <b>AP9043</b> (AC) <b>VD1101</b>
					<b>CT1025</b> <b>CT1025K1</b> <b>CT1025WP1</b> <b>CT1025WP2</b>	CA CA CA CA
1.9 dCi (BG1A, BG1V)	05/05-	F9Q758, F9Q759	96	1870		ALT <b>7PK1795</b> ALT, (Bosch), FOR ALT: 150A, OE-NO 82 00 660 022 <b>AP9047</b> <b>VD1104</b>
					<b>CT1064</b> <b>CT1064K1</b> <b>CT1064WP2</b>	CA CA CA
1.9 dCi (BG1A, BG1W)	01/05-	F9Q758, F9Q674	81	1870		ALT <b>7PK1795</b> ALT, (Bosch), FOR ALT: 150A, OE-NO 82 00 660 022 <b>AP9047</b> <b>VD1104</b>
					<b>CT1064</b> <b>CT1064K1</b>	CA CA
2.0 16V	01/05-	F4R786, F4R787, F4R784	125	1998		ALT, MTR-CODE: F4R 784, F4R 786, F4R 787 <b>7PK1795</b>
					<b>CT1130</b> <b>CT1130K2</b> <b>CT1130WP1</b>	CA CA CA
		F4R886, F4R887	150			ALT <b>7PK1795</b> CA CA CA
					<b>CT1130</b> <b>CT1130K2</b> <b>CT1130WP1</b>	CA CA CA
2.0 16V (BG00, BG0K, BG0P, BG0W)	08/02-	F4R712, F4R713, F4R714, F4R715	99	1998		ALT, MTR-CODE: F4R 712, F4R 713 <b>6PK1795</b> ALT, MTR-CODE: F4R 714, F4R 715 <b>7PK1795</b>
					<b>CT1130</b> <b>CT1130K2</b> <b>CT1130WP1</b>	CA CA CA, MTR-CODE: F4R 712, F4R 713
2.0 16V IDE (BG0N)	04/01-	F5R700, F5R701	103	1998		ALT <b>6PK1800</b> ALT, (Valeo), FOR ALT: 125A, OE-NO 82 00 112 065 <b>AP9052</b>
					<b>CT1127</b>	CA
2.0 16V Turbo (BG0S, BG0Z, BG1L, BG1M)	01/03-	F4R764, F4R765, F4R786, F4R787	120	1998		ALT, (AC), MTR-CODE: F4R 764, F4R 765 <b>6PK1795</b> ALT, (AC), MTR-CODE: F4R 786, F4R 787 <b>7PK1795</b>
					<b>CT1130</b> <b>CT1130K2</b> <b>CT1130WP1</b>	CA CA CA





## RENAULT

### LAGUNA II (BG0/1\_)

↩ 2.0 dCi (BG14, BG1S)	01/06-	M9R760	127	1995		ALT	7PK1970
2.0 dCi (BG1T)	08/05-	M9R740	110	1995		ALT	7PK1970
2.2 dCi	05/05-	G9T600, G9T605, G9T706, G9T707	102	2188	CT1046 CT1046K1	ALT CA CA	6PK1775 VD1109
2.2 dCi (BG0F)	10/01-	G9T702, G9T700	110	2188	CT1046 CT1046K1	ALT CA CA	6PK1775 VD1109
3.0 V6 24V (BG01, BG02, BG0D, BG0Y)	03/01-	L7X731	152	2946	CT1052 CT1052K1	ALT, PS, AC CA CA	6PK1590

### LAGUNA II Grandtour (KG0/1\_)

1.6 16V	02/05-	K4M716	82	1598	CT1126 CT1126K2 CT1126WP2	ALT, (-AC) ALT, AC CA CA CA	5PK1135 5PK1200
1.6 16V (KG0A, KG0L)	03/01-	K4M710, K4M714	79	1598	CT1126 CT1126K1 CT1126WP1	ALT, (-AC) ALT, (AC), 09/2001⇒, ONLY WITH 82 00 603 359, ONLY WITH 82 00 104 754 ALT, (AC), ⇒09/2001 ALT, (Bosch), FOR ALT: 98A, OE-NO 77 01 473 636, 77 01 477 694, 77 00 429 217 ALT, (Valeo), FOR ALT: 120A, OE-NO 77 01 477 710, 82 00 019 706 CA CA CA	5PK1110 5PK1750 6PK1750 AP9025 AP9025
1.6 FlexFuel	06/01-10/03	K4M718	76	1598	CT1126 CT1126K1 CT1126WP1	ALT, (-AC) ALT, (AC) CA CA CA	5PK1110 5PK1750
1.8 16V	03/01-	F4P770, F4P774	89	1783	CT1130 CT1130K2 CT1130WP1	ALT, (AC) ALT, (Valeo), FOR ALT: 125A, OE-NO 82 00 112 065, MTR-CODE: F4P 770 CA CA CA	6PK1795 AP9052
		F4P770	86			ALT, (Valeo), FOR ALT: 125A, OE-NO 82 00 112 065 CA	AP9052
1.8 16V (KG0B, KG0M)	03/01-	F4P770, F4P773	88	1783	CT1130 CT1130K2 CT1130WP1	ALT, PS, AC ALT, (Valeo), FOR ALT: 125A, OE-NO 82 00 112 065, MTR-CODE: F4P 770 CA CA, 04/2001⇒ CA, 04/2001⇒, MTR-CODE: F4P 770	6PK1795 AP9052
1.8 16V (KG0J)	03/01-	F4P770, F4P771, F4P774, F4P775	85	1783	CT1130 CT1130K2 CT1130WP1	ALT, PS, AC ALT, (Valeo), FOR ALT: 125A, OE-NO 82 00 112 065, MTR-CODE: F4P 771 CA, MTR-CODE: F4P 770, F4P 771, F4P 772, F4P 773, F4P 774 CA, 04/2001⇒ CA, 04/2001⇒, MTR-CODE: F4P 771	6PK1795 AP9052
1.9 dCi	03/01-	F9Q718, F9Q754	79	1870	CT1025 CT1025K1 CT1025WP1 CT1025WP2	ALT ALT, (Valeo), FOR ALT: 120A, ALT-No: TG12B017, TG12B071, TG12B096, TG12B110, TG12B123, OE-NO 82 00 690 199, 82 00 538 407 ALT, (Valeo), FOR ALT: 120A, ALT-No: SG12B050, SG12B095, SG12B108, SG12B116, OE-NO 82 00 590 255, 82 00 538 815 CA CA CA CA	6PK1795 AP9039 AP9043
1.9 dCi (KG05)	03/04-	F9Q664	68	1870	CT1064 CT1064K1 CT1064WP2	(AC)  ALT, (Bosch), FOR ALT: 150A, OE-NO 82 00 660 022 CA CA CA	7PK1516 7PK1795 AP9047 VD1104
1.9 dCi (KG0E)	06/01-	F9Q752	77	1870		ALT, (-AC), ONLY WITH 82 00 386 451	5PK1125





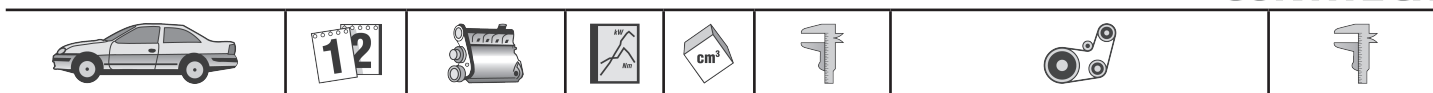


## RENAULT

LAGUNA II Grandtour (KG0/1\_)

						ALT, (AC) ALT, (Valeo), FOR ALT: 120A, ALT-No: TG12B017, TG12B071, TG12B096, TG12B110, TG12B123, OE-NO 82 00 690 199, 82 00 538 407 ALT, (Valeo), FOR ALT: 120A, ALT-No: SG12B050, SG12B095, SG12B108, SG12B116, OE-NO 82 00 590 255, 82 00 538 815 (AC) CA CA CA, MTR-CODE: F9Q 752 CA, MTR-CODE: F9Q 752	<b>6PK1795</b> <b>AP9039</b>  <b>AP9043</b>  <b>VD1101</b>
1.9 dCi (KG0E, KG0R)	10/01-	F9Q754	74	1870	<b>CT1025</b> <b>CT1025K1</b> <b>CT1025WP1</b> <b>CT1025WP2</b>	ALT, WP, PS, ONLY WITH 82 00 386 451 ALT, WP, PS, AC ALT, (Valeo), FOR ALT: 120A, ALT-No: TG12B017, TG12B071, TG12B096, TG12B110, TG12B123, OE-NO 82 00 690 199, 82 00 538 407 ALT, (Valeo), FOR ALT: 120A, ALT-No: SG12B050, SG12B095, SG12B108, SG12B116, OE-NO 82 00 590 255, 82 00 538 815 (AC) CA CA CA CA	<b>5PK1125</b> <b>6PK1795</b> <b>AP9039</b>  <b>AP9043</b>  <b>VD1101</b>
1.9 dCi (KG0G)	03/01-	F9Q750, F9Q670, F9Q674	88	1870	<b>CT1025</b> <b>CT1025K1</b> <b>CT1025WP1</b> <b>CT1025WP2</b>	ALT, (-AC), MTR-CODE: F9Q 750, ONLY WITH 82 00 386 451 ALT, (AC), MTR-CODE: F9Q 750 ALT, (AC), MTR-CODE: F9Q 670, F9Q 674 ALT, (Valeo), FOR ALT: 120A, ALT-No: TG12B017, TG12B071, TG12B096, TG12B110, TG12B123, OE-NO 82 00 690 199, 82 00 538 407 ALT, (Valeo), FOR ALT: 120A, ALT-No: SG12B050, SG12B095, SG12B108, SG12B116, OE-NO 82 00 590 255, 82 00 538 815 ALT, (Bosch), FOR ALT: 150A, OE-NO 82 00 660 022 MTR-CODE: F9Q 750, (AC) MTR-CODE: F9Q 674 CA CA CA, MTR-CODE: F9Q 750 CA, MTR-CODE: F9Q 750	<b>5PK1125</b>  <b>6PK1795</b> <b>7PK1795</b> <b>AP9039</b>  <b>AP9043</b>  <b>AP9047</b>  <b>VD1101</b> <b>VD1104</b>
1.9 dCi (KG1A, KG1W)	01/05-	F9Q758, F9Q674	81	1870	<b>CT1064</b> <b>CT1064K1</b>	ALT ALT, (Bosch), FOR ALT: 150A, OE-NO 82 00 660 022 CA CA	<b>7PK1795</b> <b>AP9047</b>  <b>VD1104</b>
1.9 dCi (KG1V)	05/05-	F9Q758, F9Q759	96	1870	<b>CT1064</b> <b>CT1064K1</b> <b>CT1064WP2</b>	ALT ALT, (Bosch), FOR ALT: 150A, OE-NO 82 00 660 022 CA CA CA	<b>7PK1795</b> <b>AP9047</b>  <b>VD1104</b>
2.0 16V	01/05-	F4R786, F4R787, F4R784	125	1998	<b>CT1130</b> <b>CT1130K2</b> <b>CT1130WP1</b>	ALT, MTR-CODE: F4R 784, F4R 786, F4R 787 CA CA CA	<b>7PK1795</b>
		F4R886, F4R887	150		<b>CT1130</b> <b>CT1130K2</b> <b>CT1130WP1</b>	ALT CA CA CA	<b>7PK1795</b>
2.0 16V (KG00, KG0K, KG0W)	08/02-	F4R712, F4R713, F4R714, F4R715	99	1998	<b>CT1130</b> <b>CT1130K2</b> <b>CT1130WP1</b>	ALT, (AC) CA CA CA, MTR-CODE: F4R 712, 713	<b>6PK1795</b>
2.0 16V IDE (KG0N)	04/01-	F5R700, F5R701	103	1998		ALT ALT, (Valeo), FOR ALT: 125A, OE-NO 82 00 112 065	<b>6PK1795</b> <b>AP9052</b>





## RENAULT

LAGUNA II Grandtour (KG0/1_)							
					CT1127	CA	
2.0 16V Turbo (KG0S, KG0Z, KG1L, KG1M)	01/03-	F4R764, F4R765, F4R786, F4R787	120	1998		ALT, (AC), MTR-CODE: F4R 764, F4R 765 ALT, (AC), MTR-CODE: F4R 786, F4R 787	6PK1795 7PK1795
					CT1130 CT1130K2 CT1130WP1	CA CA CA	
2.0 dCi (KG1S)	01/06-	M9R760	127	1995		ALT	7PK1970
2.0 dCi (KG1T)	08/05-	M9R740	110	1995		ALT	7PK1970
2.2 dCi	05/05-	G9T600, G9T706, G9T707	102	2188		ALT	6PK1775 VD1109
					CT1046 CT1046K1	CA CA	
2.2 dCi (KG0F)	10/01-	G9T702	110	2188		ALT	6PK1775 VD1109
					CT1046 CT1046K1	CA CA	
3.0 V6 24V (KG0D)	03/01-	L7X731	152	2946		ALT, PS, AC	6PK1590
					CT1052 CT1052K1	CA CA	
LAGUNA III (BT0/1)							
1.5 dCi (BT00, BT0A, BT0T, BT1J)	10/07-	K9K780	81	1461		ALT	6PK1200
					CT1035 CT1035K2 CT1035WP3	CA CA CA	
2.0 16V (BT05, BT0F, BT0W)	10/07-	M4R704	103	1998		ALT ALT, (Valeo), FOR ALT: 150A, OE-NO 23 10 000 18R, 23 10 005 43R	6PK1217 AP9039
2.0 16V Hi-Flex (BT1H)	10/07-	M4R726	103	1997		ALT, (Valeo), FOR ALT: 150A, OE-NO 23 10 000 18R, 23 10 005 43R	AP9039
2.0 16V Turbo	10/07-	F4R811	125	1998		ALT	7PK1795
					CT1130 CT1130K2 CT1130WP1	CA CA CA	
2.0 dCi (BT01, BT09, BT12, BT1S)	10/07-	M9R802, M9R805, M9R814	110	1995		ALT	7PK1970
2.0 dCi (BT08, BT0K, BT0J, BT14, BT1A, BT1D)	10/07-	M9R802, M9R742, M9R744	96	1995		ALT	7PK1970
2.0 dCi (BT0M, BT0N, BT19)	01/08-	M9R800, M9R809, M9R815	127	1995		ALT	7PK1970
2.0 dCi GT (BT1E, BT1N)	03/08-	M9R816	131	1995		ALT	7PK1970
2.0 GT	03/08-	F4R800	150	1998		ALT	7PK1795
					CT1130 CT1130K2 CT1130WP1	CA CA CA	
LAGUNA III Grandtour (KT0/1)							
1.5 dCi (KT0A)	10/07-	K9K780	81	1461		ALT	6PK1200
					CT1035 CT1035K2 CT1035WP3	CA CA CA	
1.6 16V (KT0D)	10/07-	K4M824	81	1598		ALT	6PK1217
					CT1126 CT1126K2	CA CA	
2.0 16V (KT0F, KT0W)	10/07-	M4R704	103	1998		ALT ALT, (Valeo), FOR ALT: 150A, OE-NO 23 10 000 18R, 23 10 005 43R	6PK1217 AP9039
2.0 16V Hi-Flex (KT1H)	10/07-	M4R704, M4R726	103	1997		ALT ALT, (Valeo), FOR ALT: 150A, OE-NO 23 10 000 18R, 23 10 005 43R	6PK1217 AP9039
2.0 16V Turbo	10/07-	F4R811	125	1998		ALT	7PK1795
					CT1130 CT1130K2 CT1130WP1	CA CA CA	
2.0 dCi (KT01, KT08, KT0K, KT0J, KT1A, KT1D)	10/07-	M9R802, M9R742, M9R744	96	1995		ALT	7PK1970
2.0 dCi (KT01, KT09, KT12, KT1S)	10/07-	M9R802, M9R805, M9R814	110	1995		ALT	7PK1970
2.0 dCi (KT0M, KT0N, KT19)	01/08-	M9R800, M9R809, M9R815	127	1995		ALT	7PK1970
2.0 dCi GT (KT11, KT1E, KT1N)	03/08-	M9R816, M9R820	131	1995		ALT	7PK1970
2.0 GT	03/08-	F4R800	150	1998		CA	7PK1795



RENAULT

**RENAULT**

**LAGUNA III Grandtour (KT0/1)**

					CT1130 CT1130K2 CT1130WP1	CA CA CA	
--	--	--	--	--	---------------------------------	----------------	--

**LOGAN (LS\_)**

1.4	09/04-	K7J710	55	1390		ALT, (-PS) AC, (-PS) AC  ALT, (PS), (-AC) ALT, (PS), (AC) ALT, (Bosch), FOR ALT: 98A, OE-NO 77 01 473 636, 77 01 477 694, 77 00 429 217	4PK715 4PK916 ELAST 4PK916 ELAST T1 5PK1110 5PK1750 AP9025
					CT988 CT988K2	CA CA, 09/2004⇒	
1.5 dCi	04/07-	K9K792	50	1461		ALT, (-AC) ALT, (AC) ALT, FOR ALT: 110A, OE-NO 82 00 667 608, FOR ALT: 125A, OE-NO 82 00 537 415 ALT, (Valeo), FOR ALT: 110A, ALT-No: TG11C034, TG11C064, FOR ALT: 125A, ALT-No: SG12B089, SG12B105	5PK1135 6PK1200 AP9025  AP9025
					CT1035 CT1035K2 CT1035WP3	CA CA CA	
	02/08-	K9K796	63			ALT, FOR ALT: 110A, OE-NO 82 00 667 608, FOR ALT: 125A, OE-NO 82 00 537 415 ALT, (Valeo), FOR ALT: 110A, ALT-No: TG11C034, TG11C064, FOR ALT: 125A, ALT-No: SG12B089, SG12B105	AP9025  AP9025
1.6	09/04-	K7M710	64	1598		ALT, (-PS) AC, (-PS) AC  ALT, (PS), (-AC) ALT, (PS), (AC) ALT, (Bosch), FOR ALT: 98A, OE-NO 77 01 473 636, 77 01 477 694, 77 00 429 217	4PK715 4PK916 ELAST 4PK916 ELAST T1 5PK1110 5PK1750 AP9025
					CT988 CT988K2	CA, ⇒11/2009 CA, 09/2004⇒, ⇒11/2009	
	04/07-	K4M690	77			ALT, (-PS) ALT, (PS)	6PK1200 6PK1815
					CT1126 CT1126K1 CT1126WP1	CA CA CA	

**LOGAN Kombi (KS\_)**

1.4	10/07-	K7J710	55	1390		ALT, (-PS) AC, (-PS) AC  ALT, (PS), (-AC) ALT, (PS), (AC) ALT, (Bosch), FOR ALT: 98A, OE-NO 77 01 473 636, 77 01 477 694, 77 00 429 217	4PK715 4PK916 ELAST 4PK916 ELAST T1 5PK1110 5PK1750 AP9025
					CT988 CT988K2	CA CA, 09/2004⇒	
1.5 dCi	04/07-	K9K792	50	1461		ALT, (-AC) ALT, (AC) ALT, FOR ALT: 110A, OE-NO 82 00 667 608, FOR ALT: 125A, OE-NO 82 00 537 415 ALT, (Valeo), FOR ALT: 110A, ALT-No: TG11C034, TG11C064, FOR ALT: 125A, ALT-No: SG12B089, SG12B105	5PK1135 6PK1200 AP9025  AP9025
					CT1035 CT1035K2 CT1035WP3	CA CA CA	
	02/08-	K9K796	63			ALT, FOR ALT: 110A, OE-NO 82 00 667 608, FOR ALT: 125A, OE-NO 82 00 537 415 ALT, (Valeo), FOR ALT: 110A, ALT-No: TG11C034, TG11C064, FOR ALT: 125A, ALT-No: SG12B089, SG12B105	AP9025  AP9025
1.6	04/07-	K7M710	64	1598		ALT, (-PS) AC, (-PS) AC	4PK715 4PK916 ELAST 4PK916 ELAST T1





<b>RENAULT</b>						
<b>LOGAN Kombi (KS_)</b>						
					ALT, (PS), (-AC) ALT, (PS), (AC) ALT, (Bosch), FOR ALT: 98A, OE-NO 77 01 473 636, 77 01 477 694, 77 00 429 217 CA, ⇨11/2009 CA, 09/2004⇨, ⇨11/2009	5PK1110 5PK1750 AP9025
	K4M697	77			ALT, (-PS) ALT, (PS) CA CA CA	6PK1200 6PK1815
					CT988 CT988K2 CT1126 CT1126K1 CT1126WP1	
<b>MASTER I Bus (T_)</b>						
28-35 2,5 TD	08/89-07/98	8140.27.2580, S9U702	72	2499	ALT CA, ⇨MTR-NO 1307400 CA, ⇨MTR-NO 1307400 CA, MTR-NO 1307401⇨ CA, MTR-NO 1307401⇨	AVX10X950
28-35 2.0	08/80-09/86	829731	59	1995	ALT, ⇨12/1995 PS, ⇨12/1995 CA, ⇨06/1984 CA, ⇨06/1984 CA, 07/1984⇨	11,9X1013Ld 11,9X758Ld
	10/86-07/98	J5R718	58		ALT, ⇨12/1995 PS, ⇨12/1995 CA CA, 07/1989⇨	11,9X1013Ld 11,9X758Ld
28-35 2.1 D	08/80-07/98	J8S330	44	2068	ALT CA CA	11,9X1025Ld
28-35 2.4 D	08/80-08/89	8140.61.2300, S8U731	52	2445	ALT CA CA	AVX10X950
28-35 2.5 D	08/89-07/98	8140.67.2510, S8U742	55	2499	ALT CA, 10/1990⇨, MTR-NO 1307401⇨ CA, 10/1990⇨ CA, ⇨09/1990, ⇨MTR-NO 1307400 CA, ⇨09/1990	AVX10X950
30 2,2	08/80-07/98	J7T782, J7T788	67	2165	ALT PS CA CA	11,9X1013Ld 11,9X758Ld
35 2,5 TD	08/89-07/98	8140.27.2500, 8140.27.2510, S9U714	69	2499	ALT CA, ⇨MTR-NO 1307400 CA, ⇨MTR-NO 1307400 CA, MTR-NO 1307401⇨ CA, MTR-NO 1307401⇨	AVX10X950
<b>MASTER I Kasten (T_)</b>						
28-35 2,5 D	08/89-07/98	8140.67.2510, S8U742	55	2499	ALT CA, 10/1990⇨, MTR-NO 1307401⇨ CA, 10/1990⇨ CA, ⇨09/1990, ⇨MTR-NO 1307400 CA, ⇨09/1990	AVX10X950
28-35 2,5 TD	08/89-07/98	8140.27.2580, S9U702	72	2499	ALT CA, ⇨MTR-NO 1307400 CA, ⇨MTR-NO 1307400 CA, MTR-NO 1307401⇨ CA, MTR-NO 1307401⇨	AVX10X950
28-35 2.0	10/86-07/98	J5R718	58	1995	ALT, ⇨12/1995 PS, ⇨12/1995 CA CA, 07/1989⇨	11,9X1013Ld 11,9X758Ld
	08/80-10/86	829731	59		ALT, ⇨12/1995 PS, ⇨12/1995 CA, ⇨06/1984 CA, ⇨06/1984 CA, 07/1984⇨	11,9X1013Ld 11,9X758Ld
28-35 2.1 D	08/80-07/98	J8S330	44	2068	ALT CA CA	11,9X1025Ld
28-35 2.4 D	08/80-08/89	8140.61.2300, S8U731	52	2445	ALT CA CA	AVX10X950
30 2,2	08/80-07/98	J7T782, J7T788	67	2165	ALT PS CA CA	11,9X1013Ld 11,9X758Ld
35 2,5 TD	08/89-07/98	8140.27.2500, 8140.27.2510,	69	2499	ALT CA, ⇨MTR-NO 1307400	AVX10X950

**RENAULT**




RENAULT

## RENAULT

### MASTER I Kasten (T\_)

					CT622K1 CT989 CT989K1	CA, ⇒MTR-NO 1307400 CA, MTR-NO 1307401⇒ CA, MTR-NO 1307401⇒	
--	--	--	--	--	-----------------------------	---	--

### MASTER I Pritsche/Fahrgestell (P\_)

2.5 DT	11/89-10/93	S9U702	69	2499	CT989 CT989K1	ALT CA CA	AVX10X950
28-35 2.0	10/82-09/86	829730	59	1995	CT647 CT647K1 CT749	ALT, ⇒12/1995 PS, ⇒12/1995 CA, ⇒06/1984 CA, ⇒06/1984 CA, 07/1984⇒	11,9X1013Ld 11,9X758Ld
	10/86-07/98	J5R728	58		CT749 CT749K1	ALT, ⇒07/1993 PS, ⇒07/1993 CA CA, 07/1989⇒	11,9X1013Ld 11,9X758Ld
28-35 2.5 D	09/80-07/98	8140.61.2300, S8U731	52	2445	CT731 CT731K1	ALT CA CA	AVX10X950

### MASTER II Bus (JD)

1.9 dCi 80	11/01-	F9Q772, F9Q774	60	1870	CT1025 CT1025K1 CT1025WP1 CT1025WP2	ALT, (-AC) ALT, (AC) ALT, (Valeo), FOR ALT: 120A, ALT-No: TG12B017, TG12B071, TG12B096, TG12B110, TG12B123, OE-NO 82 00 690 199, 82 00 538 407 ALT, (Valeo), FOR ALT: 120A, ALT-No: SG12B050, SG12B095, SG12B108, SG12B116, OE-NO 82 00 590 255, 82 00 538 815 CA CA CA, MTR-CODE: F9Q 752 CA, MTR-CODE: F9Q 752	6PK1125 6PK1795 AP9039  AP9043
1.9 dTI	09/00-	F9Q770	59	1870	CT1025 CT1025K1 CT1025WP1 CT1025WP2 CT1026 CT1026K2	ALT, (-AC) ALT, (AC)  CA, MTR-CODE: F9Q 772, F9Q 774 CA, MTR-CODE: F9Q 772, F9Q 774 CA, MTR-CODE: F9Q 772, F9Q 774 CA, MTR-CODE: F9Q 772, F9Q 774 CA, MTR-CODE: F9Q 770 CA, MTR-CODE: F9Q 770	6PK1125 6PK1795 VD1063
2.2 dCi 90	09/00-	G9T720, G9T722, G9T750	66	2188	CT1046 CT1046K1	ALT, (-AC), (-PTO), MTR-CODE: G9T720, ⇒08/2003 ALT, (-AC), (-PTO), MTR-CODE: G9T722, 09/2003⇒, ⇒08/2006 ALT, (-AC), (PTO), OE-NO 77 00 109 477, ⇒08/2003, MTR-CODE: G9T720 ALT, (AC), OE-NO 77 00 109 477, ⇒08/2003, MTR-CODE: G9T720 ALT, (-AC), (PTO), OE-NO 7700109477, 09/2003⇒, ⇒08/2006, MTR-CODE: G9T722 ALT, (AC), OE-NO 7700109477, MTR- CODE: G9T722, 09/2003⇒, ⇒08/2006 ALT, (-AC), (PTO), OE-NO 82 00 466 868, MTR-CODE: G9T720, ⇒08/2003 ALT, (AC), OE-NO 82 00 466 868, ⇒08/2003, MTR-CODE: G9T720 ALT, (AC), OE-NO 8200466868, 09/2003⇒, ⇒08/2006, MTR-CODE: G9T722 ALT, (-AC), (PTO), OE-NO 8200466868, 09/2003⇒, ⇒08/2006, MTR-CODE: G9T722, G9T750 ALT, (-AC), (-PTO), 11/2004⇒, MTR-CODE: G9T750 ALT, (-AC), (-PTO), 09/2003⇒, MTR-CODE: G9T750 ALT, (AC), (-PTO), OE-NO 8200833558, 09/2003⇒, MTR-CODE: G9T750 MTR-CODE: G9T 720, G9T 722	6PK1145 6PK1145 6PK1795 6PK1795 6PK1795 6PK1795 6PK1795 6PK1836 6PK1836 6PK1836 6PK1836 6PK1836 7PK1104 7PK1145 7PK1795 VD1109
2.5 D	07/98-01/01	S8U770	59	2499	CT1038 CT1038K1	ALT, AC ALT CA CA	5PK1200 6PK858





## RENAULT

### MASTER II Bus (JD)

↔ 2.5 dCi	08/06-	G9U754	74	2464	CT1046 CT1046K1	ALT, (-AC), (-PTO) ALT, (AC), (PTO), OE-NO 8200833558 ALT, (AC) CA CA	7PK1113 7PK1795 7PK1795
		G9U650	88		CT1046 CT1046K1	ALT, (-AC), (-PTO) ALT, (AC), (PTO), OE-NO 8200833558 ALT, (AC) ALT, (-AC), (PTO), OE-NO 8200778717 CA CA	7PK1113 7PK1795 7PK1795 7PK1834
		G9U632	107		CT1046 CT1046K1	ALT, (-AC), (-PTO) ALT, (AC), (PTO), OE-NO 8200833558 ALT, (AC) ALT, (-AC), (PTO), OE-NO 8200778717 ALT, (Bosch), FOR ALT: 150A, OE-NO 82 00 660 022 CA CA	7PK1113 7PK1795 7PK1795 7PK1834 AP9047
2.5 dCi 100 (JDCV)	10/03-	G9U754	73	2463	CT1046 CT1046K1	ALT, (-AC), (PTO), 08/2006⇒, MTR-CODE: G9U754 ALT, (-AC), (-PTO), ⇒11/2004, MTR-CODE: G9U754 ALT, (AC), (-PTO), 09/2003⇒, MTR-CODE: G9U754 CA CA	6PK1795 7PK1145 7PK1795
2.5 dCi 120	10/01-	G9U720, G9U754	84	2463	CT1046 CT1046K1	ALT, (-AC), (-PTO), MTR-CODE: G9U720, 08/2006⇒ ALT, (-AC), (PTO), 08/2006⇒, MTR-CODE: G9U754 ALT, (-AC), (PTO), MTR-CODE: G9U720 ALT, (AC), (-PTO), MTR-CODE: G9U720 ALT, (-AC), (PTO), OE-NO 82 00 466 868, ⇒08/2003, MTR-CODE: G9U754 ALT, (-AC), (-PTO), 11/2004⇒, MTR-CODE: G9U754 ALT, (-AC), (-PTO), ⇒11/2004, MTR-CODE: G9U754 ALT, (AC), (-PTO), 09/2003⇒, MTR-CODE: G9U754 CA CA	6PK1145 6PK1795 6PK1795 6PK1795 6PK1836 7PK1104 7PK1145 7PK1795
2.8 dTi	07/98-10/01	S9W702	84	2799	CT1034 CT1034K1	ALT, AC ALT CA CA	5PK1200 6PK844
3.0 dCi 140 (JD0T)	10/03-	ZD3200, ZD3202	100	2953		ALT	7PK1920

### MASTER II Kasten (FD)

↔ 1.9 dCi 80	11/01-	F9Q772, F9Q774	60	1870	CT1025 CT1025K1 CT1025WP1 CT1025WP2	ALT, (-AC), ONLY WITH 82 00 386 451 ALT, (AC) ALT, (Valeo), FOR ALT: 120A, ALT-No: TG12B017, TG12B071, TG12B096, TG12B110, TG12B123, OE-NO 82 00 690 199, 82 00 538 407 ALT, (Valeo), FOR ALT: 120A, ALT-No: SG12B050, SG12B095, SG12B108, SG12B116, OE-NO 82 00 590 255, 82 00 538 815 (AC) CA CA CA, MTR-CODE: F9Q 752 CA, MTR-CODE: F9Q 752	5PK1125 6PK1795 AP9039 AP9043 VD1101
	1.9 dTi	09/00-	F9Q770	59	1870	CT1025 CT1025K1 CT1025WP1 CT1025WP2 CT1026 CT1026K2	ALT, (-AC) ALT, (AC) CA, MTR-CODE: F9Q 772, F9Q 774 CA, MTR-CODE: F9Q 772, F9Q 774 CA, MTR-CODE: F9Q 772, F9Q 774 CA, MTR-CODE: F9Q 772, F9Q 774 CA, MTR-CODE: F9Q 770 CA, MTR-CODE: F9Q 770
2.2 dCi 90	09/00-	G9T720, G9T722, G9T750	66	2188		ALT, (-AC), (-PTO), MTR-CODE: G9T720, ⇒08/2003 ALT, (-AC), (-PTO), MTR-CODE: G9T722, 09/2003⇒, ⇒08/2006 ALT, (-AC), (PTO), OE-NO 77 00 109 477,	6PK1145 6PK1145 6PK1795





# RENAULT

MASTER II Kasten (FD)



						⇒08/2003, MTR-CODE: G9T720 ALT, (AC), OE-NO 77 00 109 477, ⇒08/2003, MTR-CODE: G9T720 ALT, (-AC), (PTO), OE-NO 7700109477, 09/2003⇒, ⇒08/2006, MTR-CODE: G9T722 ALT, (AC), OE-NO 7700109477, MTR- CODE: G9T722, 09/2003⇒, ⇒08/2006 ALT, (-AC), (PTO), OE-NO 82 00 466 868, MTR-CODE: G9T720, ⇒08/2003 ALT, (AC), OE-NO 82 00 466 868, ⇒08/2003, MTR-CODE: G9T720 ALT, (AC), OE-NO 8200466868, 09/2003⇒, ⇒08/2006, MTR-CODE: G9T722 ALT, (-AC), (PTO), OE-NO 8200466868, 09/2003⇒, ⇒08/2006, MTR-CODE: G9T722, G9T750 ALT, (-AC), (-PTO), 11/2004⇒, MTR-CODE: G9T750 ALT, (-AC), (-PTO), 09/2003⇒, ⇒11/2004, MTR-CODE: G9T750 ALT, (AC), (-PTO), OE-NO 8200833558, 09/2003⇒, MTR-CODE: G9T750 MTR-CODE: G9T 720, G9T 722	6PK1795 6PK1795 6PK1795 6PK1836 6PK1836 6PK1836 6PK1836 7PK1104 7PK1145 7PK1795 VD1109
2.5 D	07/98-01/01	S8U770	59	2499	CT1046 CT1046K1 CA CA	ALT, AC ALT CA CA	5PK1200 6PK858
2.5 dCi	08/06-	G9U754	74	2464	CT1038 CT1038K1 CT1046 CT1046K1	ALT, (-AC) ALT, (AC) CA, MTR-CODE: G9U 754 CA, MTR-CODE: G9U 754	7PK1113 7PK1795
		G9U650	88		CT1046 CT1046K1	ALT, (-AC), (-PTO) ALT, (AC), (PTO), OE-NO 8200833558 ALT, (AC) ALT, (-AC), (PTO), OE-NO 8200778717	7PK1113 7PK1795 7PK1795 7PK1834
		G9U632	107		CT1046 CT1046K1	ALT, (-AC) ALT, (AC) ALT, (-AC), (PTO), OE-NO 8200778717 ALT, (Bosch), FOR ALT: 150A, OE-NO 82 00 660 022	7PK1113 7PK1795 7PK1834 AP9047
	01/04-	G9U750	84		CT1046 CT1046K1	ALT, (AC) CA, MTR-CODE: G9U 750 CA, MTR-CODE: G9U 750	7PK1795
2.5 dCi 100 (FD0U, FD0V)	10/03-	G9U754	73	2463	CT1046 CT1046K1	ALT, (-AC), (PTO), 08/2006⇒, MTR-CODE: G9U754 ALT, (-AC), (-PTO), ⇒11/2004, MTR-CODE: G9U754 ALT, (AC), (-PTO), 09/2003⇒, MTR-CODE: G9U754	6PK1795 7PK1145 7PK1795
2.5 dCi 120	10/01-	G9U720, G9U754	84	2463	CT1046 CT1046K1	ALT, (-AC), (-PTO), MTR-CODE: G9U720, 08/2006⇒ ALT, (-AC), (PTO), 08/2006⇒, MTR-CODE: G9U754 ALT, (-AC), (PTO), MTR-CODE: G9U720 ALT, (AC), (-PTO), MTR-CODE: G9U720 ALT, (-AC), (PTO), OE-NO 82 00 466 868, ⇒08/2003, MTR-CODE: G9U754 ALT, (-AC), (-PTO), 11/2004⇒, MTR-CODE: G9U754 ALT, (-AC), (-PTO), ⇒11/2004, MTR-CODE: G9U754 ALT, (AC), (-PTO), 09/2003⇒, MTR-CODE: G9U754	6PK1145 6PK1795 6PK1795 6PK1795 6PK1836 7PK1104 7PK1145 7PK1795
2.8 dTI	07/98-10/01	S9W702	84	2799	CT1034 CT1046 CT1046K1 CA	ALT, (AC) ALT, (-AC), ⇒MODEL '00 ALT, (-AC), MODEL '01⇒	5PK1200 6PK844 6PK850





<b>RENAULT</b>							
<b>MASTER II Kasten (FD)</b>							
↔					<b>CT1034K1</b>	CA	
3.0 dCi 140 (HD0S, FD0S, HD1S)	10/03-	ZD3202	100	2953		ALT	<b>7PK1920</b>
<b>MASTER II Pritsche/Fahrgestell (ED/HD/UD)</b>							
2.2 dCi 90	09/00-	G9T720, G9T722, G9T750	66	2188		ALT, (-AC), (-PTO), MTR-CODE: G9T720, ⇒08/2003 ALT, (-AC), (-PTO), MTR-CODE: G9T722, 09/2003⇒, ⇒08/2006 ALT, (-AC), (PTO), OE-NO 77 00 109 477, ⇒08/2003, MTR-CODE: G9T720 ALT, (AC), OE-NO 77 00 109 477, ⇒08/2003, MTR-CODE: G9T720 ALT, (-AC), (PTO), OE-NO 7700109477, 09/2003⇒, ⇒08/2006, MTR-CODE: G9T722 ALT, (AC), OE-NO 7700109477, MTR-CODE: G9T722, 09/2003⇒, ⇒08/2006 ALT, (-AC), (PTO), OE-NO 82 00 466 868, MTR-CODE: G9T720, ⇒08/2003 ALT, (AC), OE-NO 82 00 466 868, ⇒08/2003, MTR-CODE: G9T720 ALT, (AC), OE-NO 8200466868, 09/2003⇒, ⇒08/2006, MTR-CODE: G9T722 ALT, (-AC), (PTO), OE-NO 8200466868, 09/2003⇒, ⇒08/2006, MTR-CODE: G9T722, G9T750 ALT, (-AC), (-PTO), 11/2004⇒, MTR-CODE: G9T750 ALT, (-AC), (-PTO), 09/2003⇒, MTR-CODE: G9T750 ALT, (AC), (-PTO), OE-NO 8200833558, 09/2003⇒, MTR-CODE: G9T750 MTR-CODE: G9T 720, G9T 722	<b>6PK1145</b> <b>6PK1145</b> <b>6PK1795</b> <b>6PK1795</b> <b>6PK1795</b> <b>6PK1795</b> <b>6PK1795</b> <b>6PK1836</b> <b>6PK1836</b> <b>6PK1836</b> <b>6PK1836</b> <b>6PK1836</b> <b>6PK1836</b> <b>6PK1836</b> <b>6PK1836</b> <b>7PK1104</b> <b>7PK1145</b> <b>7PK1795</b> <b>VD1109</b>
2.5 D	07/98-01/01	S8U770	59	2499	<b>CT1046</b> <b>CT1046K1</b>	CA CA	<b>5PK1200</b> <b>6PK858</b>
2.5 dCi	08/06-	G9U754	74	2464	<b>CT1038</b> <b>CT1038K1</b>	ALT, AC ALT CA CA	<b>7PK1113</b> <b>7PK1795</b>
		G9U650	88		<b>CT1046</b> <b>CT1046K1</b>	ALT, (-AC) ALT, (AC) CA CA	<b>7PK1113</b> <b>7PK1795</b> <b>7PK1795</b> <b>7PK1834</b>
		G9U632	107		<b>CT1046</b> <b>CT1046K1</b>	ALT, (-AC), (-PTO) ALT, (AC), (PTO), OE-NO 8200833558 ALT, (AC) ALT, (-AC), (PTO), OE-NO 8200778717 ALT, (Bosch), FOR ALT: 150A, OE-NO 82 00 660 022 CA CA	<b>7PK1113</b> <b>7PK1795</b> <b>7PK1795</b> <b>7PK1834</b> <b>AP9047</b>
2.5 dCi 100 (ED4V, ED8V)	10/03-	G9U754	73	2463	<b>CT1046</b> <b>CT1046K1</b>	ALT, (-AC), (PTO), 08/2006⇒, MTR-CODE: G9U754 ALT, (-AC), (-PTO), ⇒11/2004, MTR-CODE: G9U754 ALT, (AC), (-PTO), 09/2003⇒, MTR-CODE: G9U754 CA CA	<b>6PK1795</b> <b>7PK1145</b> <b>7PK1795</b>
2.5 dCi 120	10/01-	G9U720, G9U754	84	2463	<b>CT1046</b> <b>CT1046K1</b>	ALT, (-AC), (-PTO), MTR-CODE: G9U720, 08/2006⇒ ALT, (-AC), (PTO), 08/2006⇒, MTR-CODE: G9U754 ALT, (-AC), (PTO), MTR-CODE: G9U720 ALT, (AC), (-PTO), MTR-CODE: G9U720 ALT, (-AC), (PTO), OE-NO 82 00 466 868, ⇒08/2003, MTR-CODE: G9U754 ALT, (-AC), (-PTO), 11/2004⇒, MTR-CODE: G9U754 ALT, (-AC), (-PTO), ⇒11/2004, MTR-CODE: G9U754 ALT, (AC), (-PTO), 09/2003⇒, MTR-CODE: G9U754	<b>6PK1145</b> <b>6PK1795</b> <b>6PK1795</b> <b>6PK1795</b> <b>6PK1836</b> <b>7PK1104</b> <b>7PK1145</b> <b>7PK1795</b>

**RENAULT**






## RENAULT

### MASTER II Pritsche/Fahrgestell (ED/HD/UD)

						G9U754 CA CA	
2.8 dTi	07/98-10/01	S9W702	84	2799	CT1046 CT1046K1	ALT, AC ALT CA CA	5PK1200 6PK844
3.0 dCi 140 (ED0S, UD0S)	10/03-	ZD3202	100	2953	CT1034 CT1034K1	ALT	7PK1920

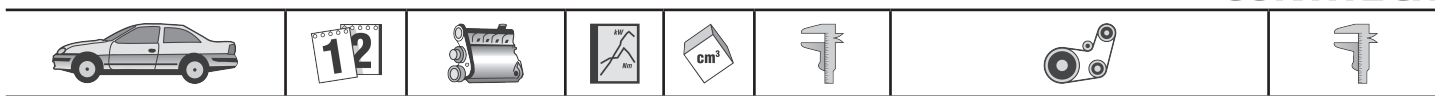
### MEGANE CC (EZ0/1\_)

1.5 dCi (EZ0D, EZ1G)	06/10-	K9K836	81	1461		ALT, (Valeo), FOR ALT: 160A, OE-NO 23 10 000 26R	AP9025
1.9 dCi (EZ0J, EZ1S)	06/10-	F9Q870	96	1870	CT1150 CT1150K1	ALT ALT, (Bosch), FOR ALT: 150A, OE-NO 82 00 901 783 CA CA	7PK1125 AP9047 VD1104
2.0 CVT (EZ0G, EZ1E, EZ1P)	06/10-	M4R711, M4R713	103	1997		ALT, (Valeo), FOR ALT: 150A, OE-NO 23 10 000 18R, 23 10 005 43R, MTR-CODE: M4R	AP9039

### MEGANE I (BA0/1\_)

1.4 16V (BA0D, BA1H, BA0W, BA10)	03/99-08/03	K4J750, K4J714	70	1390	CT1126 CT1126K1 CT1126WP1	ALT, (-AC) ALT, (AC), 09/2001⇒, MTR-CODE: K4J, ONLY WITH 82 00 603 359, ONLY WITH 82 00 104 754 ALT, (AC), ⇒09/2001 ALT, (Bosch), FOR ALT: 87A, OE-NO 77 00 434 899, 77 01 473 637, 77 01 477 711, FOR ALT: 98A, OE-NO 77 01 473 636, 77 01 477 694, 77 00 429 217 ALT, (Valeo), FOR ALT: 120A, OE-NO 77 01 477 710, 82 00 019 706 CA CA CA	5PK1110 5PK1750 6PK1750 AP9025 AP9025
1.4 e (BA0E, BA0V)	01/96-08/03	E7J764, E7J626	55	1390	CT988 CT988WP1	ALT, ⇒02/1999 PS, (-AC) PS, (AC), 06/1996⇒, ⇒06/1997 PS, (AC), 07/1997⇒ ALT, (-AC), 03/1999⇒ PS, (AC), ⇒06/1996 ALT, (AC), 03/1999⇒, ONLY WITH 82 00 603 359, ONLY WITH 82 00 104 754 MTR-CODE: E7J 626, ALT, (Bosch), FOR ALT: 87A, OE-NO 77 00 434 899, 77 01 473 637, 77 01 477 711 CA, MTR-CODE: E7J 626, E7J 764 CA, MTR-CODE: E7J 626, E7J 764	3PK715 3PK835 4PK1260 4PK1272 5PK1110 5PK1260 5PK1750 AP9025
1.4 Eco (BA0T)	01/96-03/99	E7J624	52	1390	CT709 CT709K1	ALT PS, (-AC) PS, (AC), 06/1996⇒, ⇒06/1997 PS, (AC), 07/1997⇒ PS, (AC), ⇒06/1996	3PK715 3PK835 4PK1260 4PK1272 5PK1260
1.6	02/00-09/00	K7M704	64	1598	CT988 CT988K2 CT988WP2	ALT, (-AC) ALT, (AC) CA CA CA	5PK1110 5PK1750
1.6 16V (BA11, BA04, BA0B, BA1J)	03/99-08/03	K4M700, K4M701, K4M708, K4M704	79	1598	CT1126 CT1126K1 CT1126WP1	ALT, (-AC) ALT, (AC), 09/2001⇒, MTR-CODE: K4M 700, 701, 708, ONLY WITH 82 00 603 359, ONLY WITH 82 00 104 754 ALT, (AC), ⇒09/2001 ALT, (Bosch), FOR ALT: 87A, OE-NO 77 00 343 899, 77 01 473 637, 77 01 477 711, FOR ALT: 98A, OE-NO 77 01 473 636, 77 01 477 694, 77 00 429 217 ALT, (Valeo), FOR ALT: 120A, OE-NO 77 01 477 710, 82 00 019 706 CA CA CA	5PK1110 5PK1750 6PK1750 AP9025 AP9025
1.6 e (BA0F, BA0S)	01/96-03/99	K7M702, K7M703, K7M790	66	1598		ALT, MTR-CODE: K7M 702, K7M 703, K7M 790 PS, (-AC), MTR-CODE: K7M 702, K7M 703, K7M 790	3PK715 3PK835





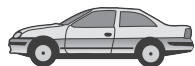
<b>RENAULT</b>						
<b>MEGANE I (BA0/1_)</b>						
						PS, (AC), 06/1996⇒, ⇒06/1997, MTR-CODE: K7M 702, K7M 703 PS, (AC), 06/1996⇒, MTR-CODE: K7M 790 PS, (AC), 07/1997⇒, MTR-CODE: K7M 702, K7M 703 PS, (AC), ⇒06/1996, MTR-CODE: K7M 702, K7M 703, K7M 790 <b>4PK1260</b> <b>4PK1260</b> <b>4PK1272</b> <b>5PK1260</b>
					<b>CT709</b> <b>CT709K1</b> <b>CT709WP1</b> CA CA CA	
1.6 i (BA0L)	01/96-03/99	K7M720	55	1598		ALT, MTR-CODE: K7M 720 PS, (-AC), MTR-CODE: K7M 720 PS, (AC), 06/1996⇒, ⇒06/1997, MTR-CODE: K7M 720 PS, (AC), 07/1997⇒, MTR-CODE: K7M 720 PS, (AC), ⇒06/1996, MTR-CODE: K7M 720 <b>3PK715</b> <b>3PK835</b> <b>4PK1260</b> <b>4PK1272</b> <b>5PK1260</b>
					<b>CT988</b> <b>CT988K2</b> <b>CT988WP2</b> CA CA CA	
1.8 16V (BA06, BA12, BA1A, BA1M, BA1R)	01/01-08/03	F4P720, F4P722	85	1783		ALT CA CA, BORE-Ø 10,22 mm CA, BORE-Ø 17,0 mm <b>5PK1750</b>
					<b>CT977</b> <b>CT977K1</b> <b>CT977K2</b>	
1.9 D	04/96-02/01	F8Q784	69	1870		ALT, (-AC) ALT, (AC) CA <b>6PK1138</b> <b>6PK1642</b>
					<b>CT940</b>	
1.9 D Eco (B/SA0U, BA0A)	01/96-08/03	F8Q620, F8Q624	47	1870		ALT, (-AC) ALT, (-AC) ALT, (AC) ALT, (AC) ONLY WITH VD1081 CA, ⇒08/1996 CA, ⇒08/1996 CA, 09/1996⇒, (HTD2), (SEE BELT SPEC) CA, 09/1996⇒, MTR-CODE: F8Q 624, (SEE BELT SPEC), (HTD2) CA, 09/1996⇒, MTR-CODE: F8Q 624, (SEE BELT SPEC), (HTD2) <b>6PK1138</b> <b>6PK1138D2</b> <b>6PK1642</b> <b>6PK1642D2</b> <b>MS04</b> <b>VD1081</b>
					<b>CT604</b> <b>CT604K1</b> <b>CT935</b> <b>CT935K1</b> <b>CT935K2</b>	
1.9 DCi	03/99-08/03	F9Q732, F9Q738	77	1870		ALT, (-AC) ALT, (-AC), MTR-CODE: F9Q 731, F9Q 732, F9Q 733, F9Q 736, F9Q 744 ALT, (AC) ALT, (AC), MTR-CODE: F9Q 731, F9Q 732, F9Q 733, F9Q 736, F9Q 744 ALT, (Valeo), FOR ALT: 120A, OE-NO 82 00 054 588 ALT, (Valeo), FOR ALT: 120A, ALT-No: SG10B019, SG10B064, A13VI289 CA CA CA <b>6PK1138</b> <b>6PK1138D1</b> <b>6PK1642</b> <b>6PK1642D1</b> <b>AP9052</b> <b>AP9052</b>
					<b>CT940</b> <b>CT940K1</b> <b>CT940K2</b>	
1.9 dCi (BA05, BA1F)	02/01-08/03	F9Q732, F9Q733	75	1870		ALT, PS, (-AC) ALT, PS, (-AC), MTR-CODE: F9Q 731, F9Q 732, F9Q 733, F9Q 736, F9Q 744 ALT, PS, AC, 04/2001⇒ ALT, PS, AC, ⇒03/2001 ALT, PS, AC, MTR-CODE: F9Q 731, F9Q 732, F9Q 733, F9Q 736, F9Q 744, ⇒03/2001 ONLY WITH VD1063 ALT, (Valeo), FOR ALT: 120A, OE-NO 82 00 054 588 ALT, (Valeo), FOR ALT: 120A, ALT-No: SG10B019, SG10B064, A13VI289 CA CA CA <b>6PK1138</b> <b>6PK1138D1</b> <b>6PK1605</b> <b>6PK1642</b> <b>6PK1642D1</b> <b>MS04</b> <b>AP9052</b> <b>AP9052</b> <b>VD1063</b>
					<b>CT940</b> <b>CT940K1</b> <b>CT940K2</b>	
1.9 dT (B/SA0K, B/SA0Y)	01/96-08/03	F8Q784, F8Q786	66	1870		ALT, (-AC) ALT, (-AC) ALT, (AC) ALT, (AC) ONLY WITH VD1081 CA, ⇒08/1996 CA, ⇒08/1996 CA, 09/1996⇒, (SEE BELT SPEC), (HTD2) <b>6PK1138</b> <b>6PK1138D2</b> <b>6PK1642</b> <b>6PK1642D2</b> <b>MS04</b> <b>VD1081</b>
					<b>CT604</b> <b>CT604K1</b> <b>CT935</b>	

**RENAULT**


**RENAULT**
**MEGANE I (BA0/1\_)**

					<b>CT935K1</b>	CA, 09/1996⇒, MTR-CODE: F8Q 786, (SEE BELT SPEC), (HTD2)	
					<b>CT935K2</b>	CA, 09/1996⇒, MTR-CODE: F8Q 786, (SEE BELT SPEC), (HTD2)	
1.9 DTi	02/00-09/00		60	1870		ALT, (Valeo), FOR ALT: 120A, OE-NO 82 00 054 588	<b>AP9052</b>
						ALT, (Valeo), FOR ALT: 120A, ALT-No: SG10B019, SG10B064, A13VI289	<b>AP9052</b>
1.9 dTi (BA08, BA0N)	03/97-02/01	F9Q730, F9Q734, F9Q731, F9Q736	72	1870		ALT, PS, (-AC)	<b>6PK1138</b>
						ALT, PS, (-AC), MTR-CODE: F9Q 731, F9Q 732, F9Q 733, F9Q 736, F9Q 744	<b>6PK1138D1</b>
						ALT, PS, AC, MTR-CODE: F9Q 730, F9Q 734	<b>6PK1642</b>
						ALT, PS, AC, MTR-CODE: F9Q 731, F9Q 732, F9Q 733, F9Q 736, F9Q 744	<b>6PK1642D1</b>
						ONLY WITH VD1063	<b>MS04</b>
						ALT, (Valeo), FOR ALT: 120A, OE-NO 82 00 054 588	<b>AP9052</b>
						ALT, (Valeo), FOR ALT: 120A, ALT-No: SG10B019, SG10B064, A13VI289	<b>AP9052</b>
						MTR-CODE: F9Q 731, F9Q 736	<b>VD1063</b>
						MTR-CODE: F9Q 734, 11/1997⇒	<b>VD1063</b>
					<b>CT1026</b>	CA, MTR-CODE: F9Q 731	
					<b>CT1026</b>	MTR-CODE: F9Q 736, 11/2000⇒	
					<b>CT1026K1</b>	CA, MTR-CODE: F9Q 736, 11/2000⇒	
					<b>CT1026K1</b>	MTR-CODE: F9Q 731	
					<b>CT1026K2</b>	CA, MTR-CODE: F9Q 731	
					<b>CT1026K2</b>	MTR-CODE: F9Q 736, 11/2000⇒	
					<b>CT940</b>	CA, MTR-CODE: F9Q 730, F9Q 734	
					<b>CT940</b>	MTR-CODE: F9Q 736, ⇒10/2000	
					<b>CT940K1</b>	CA, MTR-CODE: F9Q 730	
					<b>CT940K2</b>	CA, MTR-CODE: F9Q 734	
					<b>CT940K2</b>	MTR-CODE: F9Q 736, ⇒10/2000	
1.9 dTi (BA1U)	02/01-08/03	F9Q744	59	1870		ALT, PS, (-AC), ⇒03/2001	<b>6PK1138</b>
						ALT, PS, (-AC), MTR-CODE: F9Q 731, F9Q 732, F9Q 733, F9Q 736, F9Q 744, ⇒03/2001	<b>6PK1138D1</b>
						ALT, PS, AC, 04/2001⇒	<b>6PK1605</b>
						ALT, PS, AC, ⇒03/2001	<b>6PK1642</b>
						ALT, PS, AC, MTR-CODE: F9Q 731, F9Q 732, F9Q 733, F9Q 736, F9Q 744, ⇒03/2001	<b>6PK1642D1</b>
						ALT, (Valeo), FOR ALT: 120A, OE-NO 82 00 054 588	<b>AP9052</b>
						ALT, (Valeo), FOR ALT: 120A, ALT-No: SG10B019, SG10B064, A13VI289	<b>AP9052</b>
							<b>VD1063</b>
					<b>CT1026</b>	CA	
					<b>CT1026K1</b>	CA	
					<b>CT1026K2</b>	CA	
1.9 TDI	09/96-08/03	F8Q784	69	1870		ALT, (-AC)	<b>6PK1138</b>
						ALT, (-AC)	<b>6PK1138D2</b>
						ALT, (AC)	<b>6PK1642</b>
						ALT, (AC)	<b>6PK1642D2</b>
							<b>VD1081</b>
					<b>CT935</b>	CA, 09/1996⇒, MTR-CODE: F8Q 784	
					<b>CT935K1</b>	CA, 09/1996⇒, MTR-CODE: F8Q 784	
2.0 16V (BA0H)	07/96-08/03	F7R710, F7R714	108	1998		ALT, (-AC)	<b>6PK1125</b>
						ALT, (AC)	<b>6PK1635</b>
					<b>CT760</b>	CA	
					<b>CT760K1</b>	CA	
					<b>CT760K2</b>	CA	
2.0 i	03/99-08/03	F3R750, F3R751	80	1998		ALT, (-AC)	<b>6PK1125</b>
						ALT, (AC)	<b>6PK1660</b>
					<b>CT840</b>	CA, MTR-CODE: F3R 791,796,797,798	
					<b>CT840K2</b>	CA, MTR-CODE: F3R 791,796,797,798	
2.0 i (BA0G)	01/96-08/03	F3R750, F3R751	84	1998		ALT, (-AC), MTR-CODE: F3R 750, 04/1997⇒	<b>6PK1125</b>
						ALT, (-AC), MTR-CODE: F3R 751	<b>6PK1153</b>
						ALT, NOT FOR DC-ALT, MTR-CODE: F3R 750, ⇒04/1997	<b>6PK1153</b>
						ALT, AC, MTR-CODE: F3R 750, F3R 751	<b>6PK1660</b>
					<b>CT840</b>	CA	
					<b>CT840K1</b>	CA	
<b>MEGANE I Cabriolet (EA0/1_)</b>							
1.4 16V (EA0D, EA1H, EA0W, EA10)	03/99-08/03	K4J750, K4J714	70	1390		ALT, (-AC)	<b>5PK1110</b>
						ALT, (AC), 09/2001⇒, MTR-CODE: K4J, ONLY WITH 82 00 603 359, ONLY WITH 82	<b>5PK1750</b>





## RENAULT

### MEGANE I Cabriolet (EA0/1\_)

						00 104 754 ALT, (AC), ⇒09/2001 ALT, (Bosch), FOR ALT: 87A, OE-NO 77 00 434 899, 77 01 473 637, 77 01 477 711, FOR ALT: 98A, OE-NO 77 01 473 636, 77 01 477 694, 77 00 429 217 ALT, (Valeo), FOR ALT: 120A, OE-NO 77 01 477 710, 82 00 019 706	<b>6PK1750</b> <b>AP9025</b> <b>AP9025</b>
					<b>CT1126</b> <b>CT1126K1</b> <b>CT1126WP1</b>	CA CA CA	
1.6 16V (EA0B, EA04, EA11)	03/99-08/03	K4M700, K4M701, K4M708	79	1598		ALT, (-AC) ALT, (AC), 09/2001⇒, MTR-CODE: K4M 700, 701, 708, ONLY WITH 82 00 603 359, ONLY WITH 82 00 104 754 ALT, (AC), ⇒09/2001 ALT, (Bosch), FOR ALT: 87A, OE-NO 77 00 434 899, 77 01 473 637, 77 01 477 711, FOR ALT: 98A, OE-NO 77 01 473 636, 77 01 477 694, 77 00 429 217 ALT, (Valeo), FOR ALT: 120A, OE-NO 77 01 477 710, 82 00 019 706	<b>5PK1110</b> <b>5PK1750</b> <b>6PK1750</b> <b>AP9025</b> <b>AP9025</b>
					<b>CT1126</b> <b>CT1126K1</b> <b>CT1126WP1</b>	CA CA CA	
1.6 e (EA0F)	10/96-03/99	K7M702, K7M703	66	1598		ALT, MTR-CODE: K7M 702, K7M 703 PS, (-AC), MTR-CODE: K7M 702, K7M 703 PS, (AC), 06/1996⇒, ⇒06/1997, MTR-CODE: K7M 702, K7M 703 PS, (AC), 07/1997⇒, MTR-CODE: K7M 702, K7M 703	<b>3PK715</b> <b>3PK835</b> <b>4PK1260</b> <b>4PK1272</b>
					<b>CT709</b> <b>CT709K1</b> <b>CT709WP1</b>	CA CA CA	
2.0 (EA0G)	04/97-08/03	F3R750	84	1998		ALT, (-AC), MTR-CODE: F3R 750, 04/1997⇒ ALT, NOT FOR DC-ALT, MTR-CODE: F3R 750, ⇒04/1997 ALT, AC, MTR-CODE: F3R 750	<b>6PK1125</b> <b>6PK1153</b> <b>6PK1660</b>
					<b>CT840</b> <b>CT840K1</b>	CA CA	
2.0 16V	01/02-08/03	F4R770, F4R746	102	1998		ALT CA CA CA	<b>5PK1750</b>
					<b>CT1130</b> <b>CT1130K2</b> <b>CT1130WP1</b>	CA CA CA	
2.0 16V (EA0H)	10/96-11/99	F7R710, F7R714	108	1998		ALT, (-AC) ALT, (AC) CA CA CA	<b>6PK1125</b> <b>6PK1635</b>
					<b>CT760</b> <b>CT760K1</b> <b>CT760K2</b>	CA CA CA	
2.0 16V IDE (EA03, EA0P, EA14)	11/99-08/03	F5R740	103	1998		ALT CA	<b>5PK1750</b>
					<b>CT1007</b>	CA	
2.0 i (EA0G)	03/99-08/03	F3R791, F3R796	80	1998		CA CA CA	
					<b>CT840</b> <b>CT840K2</b>	CA CA	
<b>MEGANE I Classic (LA0/1_)</b>							
1.4 (LA0E, LA0V)	09/96-08/03	E7J764, E7J626	55	1390		ALT PS, (-AC) PS, (AC), 06/1996⇒, ⇒06/1997 PS, (AC), 07/1997⇒ MTR-CODE: E7J 626, ALT, (Bosch), FOR ALT: 87A, OE-NO 77 00 434 899, 77 01 473 637, 77 01 477 711 CA, MTR-CODE: E7J 626, E7J 764 CA, MTR-CODE: E7J 626, E7J 764	<b>3PK715</b> <b>3PK835</b> <b>4PK1260</b> <b>4PK1272</b> <b>AP9025</b>
					<b>CT988</b> <b>CT988WP1</b>	CA CA	
1.4 16V (LA0D, LA1H, IA0W, LA10)	03/99-08/03	K4J750, K4J714	70	1390		ALT, (-AC) ALT, (AC), 09/2001⇒, MTR-CODE: K4J, ONLY WITH 82 00 603 359, ONLY WITH 82 00 104 754 ALT, (AC), ⇒09/2001 ALT, (Bosch), FOR ALT: 87A, OE-NO 77 00 434 899, 77 01 473 637, 77 01 477 711, FOR ALT: 98A, OE-NO 77 01 473 636, 77 01 477 694, 77 00 429 217 ALT, (Valeo), FOR ALT: 120A, OE-NO 77 01 477 710, 82 00 019 706	<b>5PK1110</b> <b>5PK1750</b> <b>6PK1750</b> <b>AP9025</b> <b>AP9025</b>
					<b>CT1126</b> <b>CT1126K1</b> <b>CT1126WP1</b>	CA CA CA	



## RENAULT

### MEGANE I Classic (LA0/1\_)

↔ 1.6 16V (La04, LA11, LA0B, LA1C, LA1J)	03/99-08/03	K4M700, K4M701, K4M708	79	1598	ALT, (-AC) ALT, (AC), 09/2001⇒, MTR-CODE: K4M 700, 701, 708, ONLY WITH 82 00 603 359, ONLY WITH 82 00 104 754 ALT, (AC), ⇒09/2001 ALT, (Bosch), FOR ALT: 87A, OE-NO 77 00 434 899, 77 01 473 637, 77 01 477 711, FOR ALT: 98A, OE-NO 77 01 473 636, 77 01 477 694, 77 00 429 217 ALT, (Valeo), FOR ALT: 120A, OE-NO 77 01 477 710, 82 00 019 706	5PK1110 5PK1750 6PK1750 AP9025 AP9025
					CT1126 CA CT1126K1 CA CT1126WP1 CA	
1.6 e (LA0F, LA0S)	09/96-03/99	K7M702, K7M703, K7M790	66	1598	ALT, MTR-CODE: K7M 702, K7M 703, K7M 790 PS, (-AC), MTR-CODE: K7M 702, K7M 703, K7M 790 PS, (AC), 06/1996⇒, ⇒06/1997, MTR- CODE: K7M 702, K7M 703 PS, (AC), 06/1996⇒, MTR-CODE: K7M 790 PS, (AC), 07/1997⇒, MTR-CODE: K7M 702, K7M 703	3PK715 3PK835 4PK1260 4PK1260 4PK1272
					CT709 CA CT709K1 CA CT709WP1 CA	
1.6 i (LA0L)	09/96-03/99	K7M720	55	1598	ALT, MTR-CODE: K7M 720 PS, (-AC), MTR-CODE: K7M 720 PS, (AC), 06/1996⇒, ⇒06/1997, MTR- CODE: K7M 720 PS, (AC), 07/1997⇒, MTR-CODE: K7M 720	3PK715 3PK835 4PK1260 4PK1272
					CT988 CA CT988K2 CA CT988WP2 CA	
1.8 16V (LA06, LA12, LA1A, LA1M, LA1R)	01/01-08/03	F4P720, F4P722	85	1783	ALT CA CA, BORE-Ø 10,22 mm CA, BORE-Ø 17,0 mm	5PK1750
					CT977 CA CT977K1 CA CT977K2 CA	
1.9 D (LA0A, LA0U)	09/96-08/03	F8Q620, F8Q624	47	1870	ALT, (-AC) ALT, (-AC) ALT, (AC) ALT, (AC) ONLY WITH VD1081	6PK1138 6PK1138D2 6PK1642 6PK1642D2 MS04 VD1081
					CT935 CA CT935K1 CA, MTR-CODE: F8Q 624 CT935K2 CA, MTR-CODE: F8Q 624	
1.9 dCi (LA05, LA1F)	02/01-08/03	F9Q732, F9Q733, F9Q738	75	1870	ALT, PS, (-AC) ALT, PS, (-AC), MTR-CODE: F9Q 731, F9Q 732, F9Q 733, F9Q 736, F9Q 744 ALT, PS, AC, 04/2001⇒ ALT, PS, AC, ⇒03/2001 ALT, PS, AC, MTR-CODE: F9Q 731, F9Q 732, F9Q 733, F9Q 736, F9Q 744, ⇒03/2001 ONLY WITH VD1063 ALT, (Valeo), FOR ALT: 120A, OE-NO 82 00 054 588 ALT, (Valeo), FOR ALT: 120A, ALT-No: SG10B019, SG10B064, A13VI289	6PK1138 6PK1138D1 6PK1605 6PK1642 6PK1642D1 MS04 AP9052 AP9052 VD1063
					CT940 CA CT940K1 CA CT940K2 CA	
1.9 dTi (LA0K, LA0Y)	09/96-08/03	F8Q784, F8Q786	66	1870	ALT, (-AC) ALT, (-AC) ALT, (AC) ALT, (AC) ONLY WITH VD1081	6PK1138 6PK1138D2 6PK1642 6PK1642D2 MS04 VD1081
					CT935 CA CT935K1 CA, MTR-CODE: F8Q 786 CT935K2 CA, MTR-CODE: F8Q 786	
1.9 dTi (LA08, LA0N)	03/97-02/01	F9Q730, F9Q734, F9Q731, F9Q736	72	1870	ALT, PS, (-AC) ALT, PS, AC, MTR-CODE: F9Q 730, F9Q 734 ONLY WITH VD1063 ALT, (Valeo), FOR ALT: 120A, OE-NO 82	6PK1138 6PK1642 MS04 AP9052





## RENAULT

### MEGANE I Classic (LA0/1\_)

						ALT, (Valeo), FOR ALT: 120A, ALT-No: SG10B019, SG10B064, A13VI289 MTR-CODE: F9Q 731, F9Q 736 MTR-CODE: F9Q 734, 11/1997⇒ CA, MTR-CODE: F9Q 731 MTR-CODE: F9Q 736, 11/2000⇒ CA, MTR-CODE: F9Q 731 MTR-CODE: F9Q 736, 11/2000⇒ CA, MTR-CODE: F9Q 731 MTR-CODE: F9Q 736, 11/2000⇒ CA, MTR-CODE: F9Q 730, F9Q 734 MTR-CODE: F9Q 736, ⇒10/2000 CA, MTR-CODE: F9Q 730 CA, MTR-CODE: F9Q 734 MTR-CODE: F9Q 736, ⇒10/2000	<b>AP9052</b>  <b>VD1063</b> <b>VD1063</b>
1.9 dTi (LA1U)	02/01-08/03	F9Q744	59	1870		ALT, PS ALT, PS, MTR-CODE: F9Q 731, F9Q 732, F9Q 733, F9Q 736, F9Q 744 ALT, PS, AC ALT, PS, AC, MTR-CODE: F9Q 731, F9Q 732, F9Q 733, F9Q 736, F9Q 744 ALT, (Valeo), FOR ALT: 120A, OE-NO 82 00 054 588 ALT, (Valeo), FOR ALT: 120A, ALT-No: SG10B019, SG10B064, A13VI289	<b>6PK1138</b> <b>6PK1138D1</b>  <b>6PK1642</b> <b>6PK1642D1</b>  <b>AP9052</b>  <b>AP9052</b>  <b>VD1063</b>
1.9 TDI	09/96-08/03	F8Q784	69	1870	CT1026 CT1026K1 CT1026K2	ALT, (-AC) ALT, (-AC) ALT, (AC) ALT, (AC)  CA, 09/1996⇒, MTR-CODE: F8Q 784 CA, 09/1996⇒, MTR-CODE: F8Q 784	<b>6PK1138</b> <b>6PK1138D2</b> <b>6PK1642</b> <b>6PK1642D2</b> <b>VD1081</b>
2.0 i (LA07, LA0G)	09/96-08/03	F3R750, F3R791, F3R796, F3R751, F3R797, F3R798, F3R752	84	1998	CT935 CT935K1	ALT, (-AC), MTR-CODE: F3R 750, 04/1997⇒ ALT, (-AC), MTR-CODE: F3R 751 ALT, NOT FOR DC-ALT, MTR-CODE: F3R 750, ⇒04/1997 ALT, AC, MTR-CODE: F3R 750, F3R 751	<b>6PK1125</b>  <b>6PK1153</b> <b>6PK1153</b>  <b>6PK1660</b>
2.0 i (LA0G)	03/99-08/03	F3R750, F3R791, F3R796, F3R751, F3R797, F3R798, F3R752	80	1998	CT840 CT840K1  CT840 CT840K2	ALT, (-AC) ALT, (AC)  CA, MTR-CODE: F3R 791,796,797,798 CA, MTR-CODE: F3R 791,796,797,798	<b>6PK1125</b> <b>6PK1660</b>

### MEGANE I Coach (DA0/1\_)

1.4 16V (DA0D, DA1H, DA0W, DA10)	03/99-08/03	K4J750, K4J714	70	1390		ALT, (-AC) ALT, (AC), 09/2001⇒, MTR-CODE: K4J, ONLY WITH 82 00 603 359, ONLY WITH 82 00 104 754 ALT, (AC), ⇒09/2001 ALT, (Bosch), FOR ALT: 87A, OE-NO 77 00 434 899, 77 01 473 637, 77 01 477 711, FOR ALT: 98A, OE-NO 77 01 473 636, 77 01 477 694, 77 00 429 217 ALT, (Valeo), FOR ALT: 120A, OE-NO 77 01 477 710, 82 00 019 706	<b>5PK1110</b> <b>5PK1750</b>  <b>6PK1750</b> <b>AP9025</b>  <b>AP9025</b>
1.6 16V (DA0B, DA04, DA11)	03/99-08/03	K4M700, K4M701, K4M708	79	1598	CT1126 CT1126K1 CT1126WP1  CT1126 CT1126K1	ALT, (-AC) ALT, (AC), 09/2001⇒, MTR-CODE: K4M 700, 701, 708, ONLY WITH 82 00 603 359, ONLY WITH 82 00 104 754 ALT, (AC), ⇒09/2001 ALT, (Bosch), FOR ALT: 87A, OE-NO 77 00 434 899, 77 01 473 637, 77 01 477 711, FOR ALT: 98A, OE-NO 77 01 473 636, 77 01 477 694, 77 00 429 217 ALT, (Valeo), FOR ALT: 120A, OE-NO 77 01 477 710, 82 00 019 706	<b>5PK1110</b> <b>5PK1750</b>  <b>6PK1750</b> <b>AP9025</b>  <b>AP9025</b>




**RENAULT**
**RENAULT**
**MEGANE I Coach (DA0/1\_)**

1.6 e (DA0F)	03/96-03/99	K7M702, K7M703	66	1598	CT1126WP1 CA	ALT, MTR-CODE: K7M 702, K7M 703 PS, (-AC), MTR-CODE: K7M 702, K7M 703 PS, (AC), 06/1996⇒, ⇒06/1997, MTR- CODE: K7M 702, K7M 703 PS, (AC), 07/1997⇒, MTR-CODE: K7M 702, K7M 703 PS, (AC), ⇒06/1996, MTR-CODE: K7M 702, K7M 703	3PK715 3PK835 4PK1260 4PK1272 5PK1260
					CT709 CA CT709K1 CA CT709WP1 CA		
1.9 DCi	03/99-09/00	F9Q732, F9Q738	77	1870		ALT, (-AC) ALT, (-AC), MTR-CODE: F9Q 731, F9Q 732, F9Q 733, F9Q 736, F9Q 744 ALT, (AC) ALT, (AC), MTR-CODE: F9Q 731, F9Q 732, F9Q 733, F9Q 736, F9Q 744 ALT, (Valeo), FOR ALT: 120A, OE-NO 82 00 054 588 ALT, (Valeo), FOR ALT: 120A, ALT-No: SG10B019, SG10B064, A13VI289	6PK1138 6PK1138D1 6PK1642 6PK1642D1 AP9052 AP9052
					CT940 CA CT940K1 CA CT940K2 CA		
1.9 dCi (DA05, DA1F)	02/01-08/03	F9Q732, F9Q733	75	1870		ALT, PS, (-AC), ⇒03/2001 ALT, PS, (-AC), MTR-CODE: F9Q 731, F9Q 732, F9Q 733, F9Q 736, F9Q 744, ⇒03/2001 ALT, PS, AC, 04/2001⇒ ALT, PS, AC, ⇒03/2001 ALT, PS, AC, MTR-CODE: F9Q 731, F9Q 732, F9Q 733, F9Q 736, F9Q 744, ⇒03/2001 ONLY WITH VD1063 ALT, (Valeo), FOR ALT: 120A, OE-NO 82 00 054 588 ALT, (Valeo), FOR ALT: 120A, ALT-No: SG10B019, SG10B064, A13VI289	6PK1138 6PK1138D1 6PK1605 6PK1642 6PK1642D1 MS04 AP9052 AP9052 VD1063
					CT940 CA CT940K1 CA CT940K2 CA		
1.9 dTi (DA0N)	03/97-02/01	F9Q734, F9Q731, F9Q736	72	1870		ALT, PS ALT, PS, MTR-CODE: F9Q 731, F9Q 732, F9Q 733, F9Q 736, F9Q 744 ALT, PS, AC ALT, PS, AC, MTR-CODE: F9Q 731, F9Q 732, F9Q 733, F9Q 736, F9Q 744 ONLY WITH VD1063 ALT, (Valeo), FOR ALT: 120A, OE-NO 82 00 054 588 ALT, (Valeo), FOR ALT: 120A, ALT-No: SG10B019, SG10B064, A13VI289	6PK1138 6PK1138D1 6PK1642 6PK1642D1 MS04 AP9052 AP9052 VD1063
					CT1026 CA, MTR-CODE: F9Q 731 CT1026 MTR-CODE: F9Q 736, 11/2000⇒ CT1026K1 CA, MTR-CODE: F9Q 731 CT1026K1 MTR-CODE: F9Q 736, 11/2000⇒ CT1026K2 CA, MTR-CODE: F9Q 731 CT1026K2 MTR-CODE: F9Q 736, 11/2000⇒ CT940 CA, MTR-CODE: F9Q 734 CT940 MTR-CODE: F9Q 736, ⇒10/2000 CT940K1 CA, MTR-CODE: F9Q 734 CT940K1 MTR-CODE: F9Q 736, ⇒10/2000 CT940K2 CA, MTR-CODE: F9Q 734 CT940K2 MTR-CODE: F9Q 736, ⇒10/2000		
2.0 16V	01/02-08/03	F4R746	102	1998		ALT, AC, MTR-CODE: F5R 740 CA, MTR-CODE: F5R 740 CA, MTR-CODE: F4R 746 CA, MTR-CODE: F4R 746	5PK1750
					CT1007 CA CT977 CA CT977K2 CA		
2.0 16V (DA0H)	03/96-11/99	F7R710, F7R714	108	1998		ALT, (-AC) ALT, (AC)	6PK1125 6PK1635
					CT760 CA CT760K1 CA CT760K2 CA		
2.0 16V IDE (DA03, DA0P, DA14)	11/99-08/03	F5R740	103	1998		ALT	5PK1750
					CT1007 CA		





<b>RENAULT</b>							
<b>MEGANE I Coach (DA0/1_)</b>							
↔ 2.0 i	03/99-08/03	F3R791, F3R796	80	1998	<b>CT840</b> <b>CT840K2</b>	CA, MTR-CODE: F3R 791,796,797,798 CA, MTR-CODE: F3R 791,796,797,798	
2.0 i (DA0G)	03/96-08/03	F3R750, F3R751	84	1998		ALT, (-AC), MTR-CODE: F3R 750, 04/1997⇒ ALT, (-AC), MTR-CODE: F3R 751 ALT, NOT FOR DC-ALT, MTR-CODE: F3R 750, ⇒04/1997 ALT, AC, MTR-CODE: F3R 750, F3R 751	<b>6PK1125</b> <b>6PK1153</b> <b>6PK1153</b> <b>6PK1660</b>
					<b>CT840</b> <b>CT840K1</b>	CA CA	
<b>MEGANE I Grandtour (KA0/1_)</b>							
1.4 16V (KA0D, KA1H, KA0W, KA10)	03/99-08/03	K4J750, K4J714	70	1390		ALT, (-AC) ALT, (AC), 09/2001⇒, MTR-CODE: K4J, ONLY WITH 82 00 603 359, ONLY WITH 82 00 104 754 ALT, (AC), ⇒09/2001 ALT, (Bosch), FOR ALT: 87A, OE-NO 77 00 434 899, 77 01 473 637, 77 01 477 711, FOR ALT: 98A, OE-NO 77 01 473 636, 77 01 477 694, 77 00 429 217 ALT, (Valeo), FOR ALT: 120A, OE-NO 77 01 477 710, 82 00 019 706	<b>5PK1110</b> <b>5PK1750</b> <b>6PK1750</b> <b>AP9025</b> <b>AP9025</b>
					<b>CT1126</b> <b>CT1126K1</b> <b>CT1126WP1</b>	CA CA CA	
1.4 e (KA0V)	03/99-08/03	E7J626	55	1390		PS, (-AC) PS, (AC), ONLY WITH 82 00 603 359, ONLY WITH 82 00 104 754 ALT, (Bosch), FOR ALT: 87A, OE-NO 77 00 434 899, 77 01 473 637, 77 01 477 711	<b>5PK1110</b> <b>5PK1750</b> <b>AP9025</b>
					<b>CT988</b> <b>CT988WP1</b>	CA CA	
1.6 16V (KA0B, KA04, KA11)	03/99-08/03	K4M700, K4M701, K4M708, K4M704	79	1598		ALT, (-AC) ALT, (AC), 09/2001⇒, MTR-CODE: K4M 700, 701, 708, ONLY WITH 82 00 603 359, ONLY WITH 82 00 104 754 ALT, (AC), ⇒09/2001 ALT, (Bosch), FOR ALT: 87A, OE-NO 77 00 434 899, 77 01 473 637, 77 01 477 711, FOR ALT: 98A, OE-NO 77 01 473 636, 77 01 477 694, 77 00 429 217 ALT, (Valeo), FOR ALT: 120A, OE-NO 77 01 477 710, 82 00 019 706	<b>5PK1110</b> <b>5PK1750</b> <b>6PK1750</b> <b>AP9025</b> <b>AP9025</b>
					<b>CT1126</b> <b>CT1126K1</b> <b>CT1126WP1</b>	CA CA CA	
1.6 e (KA0F)	03/99-08/03	K7M702, K7M703	66	1598		ALT, MTR-CODE: K7M 702, K7M 703 PS, (-AC), MTR-CODE: K7M 702, K7M 703 PS, (AC), 07/1997⇒, MTR-CODE: K7M 702, K7M 703	<b>3PK715</b> <b>3PK835</b> <b>4PK1272</b>
					<b>CT709</b> <b>CT709K1</b> <b>CT709WP1</b>	CA CA CA	
1.8 16V (KA0S, KA12, KA1A, KA1M, KA1R)	01/01-08/03	F4P720, F4P722	85	1783		ALT, (AC) CA CA, BORE-Ø 10,22 mm CA, BORE-Ø 17,0 mm	<b>5PK1750</b>
					<b>CT977</b> <b>CT977K1</b> <b>CT977K2</b>		
1.9 D (KA0J, KA0R)	04/99-08/03	F8Q790, F8Q622	47	1870		ALT, (-AC) ALT, (-AC) ALT, (AC) ALT, (AC) ONLY WITH VD1081	<b>6PK1138</b> <b>6PK1138D2</b> <b>6PK1642</b> <b>6PK1642D2</b> <b>MS04</b> <b>VD1081</b>
					<b>CT935</b> <b>CT935K1</b> <b>CT935K2</b>	CA CA CA	
1.9 dCi (KA05, KA1F)	02/01-08/03	F9Q732, F9Q733, F9Q738	75	1870		ALT, PS, (-AC) ALT, PS, (-AC), MTR-CODE: F9Q 731, F9Q 732, F9Q 733, F9Q 736, F9Q 744 ALT, PS, AC, 04/2001⇒ ALT, PS, AC, ⇒03/2001 ALT, PS, AC, MTR-CODE: F9Q 731, F9Q 732, F9Q 733, F9Q 736, F9Q 744, ⇒03/2001 ONLY WITH VD1063 ALT, (Valeo), FOR ALT: 120A, OE-NO 82 00 054 588 ALT, (Valeo), FOR ALT: 120A, ALT-No:	<b>6PK1138</b> <b>6PK1138D1</b> <b>6PK1605</b> <b>6PK1642</b> <b>6PK1642D1</b> <b>MS04</b> <b>AP9052</b> <b>AP9052</b>







RENAULT

## RENAULT

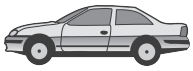
### MEGANE I Grandtour (KA0/1\_)

						SG10B019, SG10B064, A13VI289	VD1063
					CT940 CT940K1 CT940K2	CA CA CA	
1.9 dTi (KA0N)	03/99-02/01	F9Q731, F9Q736	72	1870		ALT, PS ALT, PS, MTR-CODE: F9Q 731, F9Q 732, F9Q 733, F9Q 736, F9Q 744 ALT, PS, AC ALT, PS, AC, MTR-CODE: F9Q 731, F9Q 732, F9Q 733, F9Q 736, F9Q 744 ONLY WITH VD1063 ALT, (Valeo), FOR ALT: 120A, OE-NO 82 00 054 588 ALT, (Valeo), FOR ALT: 120A, ALT-No: SG10B019, SG10B064, A13VI289	6PK1138 6PK1138D1  6PK1642 6PK1642D1  MS04 AP9052  AP9052  VD1063
					CT1026 CT1026 CT1026K1 CT1026K1 CT1026K2 CT1026K2 CT940 CT940K1 CT940K2	CA, MTR-CODE: F9Q 731 MTR-CODE: F9Q 736, 11/2000⇒ CA, MTR-CODE: F9Q 736, 11/2000⇒ MTR-CODE: F9Q 731 CA, MTR-CODE: F9Q 731 MTR-CODE: F9Q 736, 11/2000⇒ CA, MTR-CODE: F9Q 736, ⇒10/2000 CA, MTR-CODE: F9Q 736, ⇒10/2000 CA, MTR-CODE: F9Q 736, ⇒10/2000	
1.9 dTi (KA1U)	02/01-08/03	F9Q744	59	1870		ALT, PS ALT, PS, MTR-CODE: F9Q 731, F9Q 732, F9Q 733, F9Q 736, F9Q 744 ALT, PS, AC ALT, PS, AC, MTR-CODE: F9Q 731, F9Q 732, F9Q 733, F9Q 736, F9Q 744 ALT, (Valeo), FOR ALT: 120A, OE-NO 82 00 054 588 ALT, (Valeo), FOR ALT: 120A, ALT-No: SG10B019, SG10B064, A13VI289	6PK1138 6PK1138D1  6PK1642 6PK1642D1  AP9052  AP9052  VD1063
					CT1026 CT1026K1 CT1026K2	CA CA CA	

### MEGANE II (BM0/1\_, CM0/1\_)

1.4 16V	10/03-	K4J732	60	1390		ALT, (-AC) ALT, AC, ⇒04/2005 ALT, AC, 05/2005⇒	5PK1135 5PK1200 6PK1200
					CT1126 CT1126K1	CA CA	
1.4 16V (BM0B, CM0B)	11/02-	K4J730, K4J740	72	1390		ALT, (-AC) ALT, AC, ⇒04/2005 ALT, AC, 05/2005⇒	5PK1135 5PK1200 6PK1200
					CT1126 CT1126K1	CA CA	
1.5 dCi	10/03-	K9K728, K9K729	74	1461		ALT, (-AC), ⇒09/2005 ALT, (AC), ⇒01/2005 ALT, (-AC), 09/2005⇒, ⇒11/2007 ALT, (AC), 01/2005⇒	5PK1135 5PK1200 6PK1200 6PK1200
					CT1035 CT1035K2 CT1035WP2 CT1035WP3	CA CA CA, ⇒03/2004 CA, 04/2004⇒	
	05/05-	K9K724	63			ALT, (-AC), ⇒09/2005 ALT, (-AC), 09/2005⇒, ⇒11/2007 ALT, (AC)	5PK1135 6PK1200 6PK1200
					CT1035 CT1035K2 CT1035WP3	CA CA CA	
		K9K732, K9K734	78			ALT, (-AC), ⇒09/2005 ALT, (-AC), 09/2005⇒, ⇒11/2007 ALT, (AC)	5PK1135 6PK1200 6PK1200
					CT1035 CT1035K2 CT1035WP3	CA CA CA	
	01/07-	K9K734	76			ALT, (-AC), ⇒11/2007 ALT, (AC)	6PK1200 6PK1200
					CT1035 CT1035K2 CT1035WP3	CA CA CA	
1.5 dCi (BM0F, CM0F)	11/02-	K9K722	60	1461		ALT, (-AC), ⇒09/2005 ALT, AC, ⇒01/2005	5PK1135 5PK1200





## RENAULT

MEGANE II (BM0/1\_, CM0/1\_) ↩

					<b>CT1035</b> <b>CT1035K1</b> <b>CT1035K2</b> <b>CT1035WP1</b> <b>CT1035WP2</b> <b>CT1035WP3</b>	ALT, AC, 02/2005⇒ CA CA, ⇒08/2003 CA, 09/2003⇒ CA, ⇒08/2003 CA, 09/2003⇒, ⇒03/2004 CA, 04/2004⇒	<b>6PK1200</b>
1.6	06/05-	K4M788	77	1598	<b>CT1126</b> <b>CT1126K1</b> <b>CT1126WP1</b>	ALT CA CA CA	<b>6PK1200</b>
1.6 16V	01/06-	K4M760, K4M812, K4M813	82	1598	<b>CT1126</b> <b>CT1126K2</b> <b>CT1126WP2</b>	ALT, (-AC) ALT, (AC) CA CA CA	<b>5PK1135</b> <b>6PK1200</b>
1.6 16V (BM0C, CM0C)	11/02-	K4M760	83	1598	<b>CT1126</b> <b>CT1126K2</b> <b>CT1126WP2</b>	ALT, (-AC) ALT, AC, ⇒04/2005 ALT, AC, 05/2005⇒ CA CA CA	<b>5PK1135</b> <b>5PK1200</b> <b>6PK1200</b>
1.9 dCi	03/04-	F9Q808	68	1870	<b>CT1064</b> <b>CT1064K1</b> <b>CT1064WP2</b>	ALT, PS, AC CA CA CA, MTR-CODE: F9Q 808	<b>7PK1125</b> <b>VD1104</b>
	05/05-	F9Q803, F9Q816	96		<b>CT1064</b> <b>CT1064K1</b> <b>CT1064WP2</b>	ALT CA CA CA	<b>7PK1125</b> <b>VD1104</b>
		F9Q804, F9Q818	81		<b>CT1064</b> <b>CT1064K1</b> <b>CT1064WP2</b>	ALT, PS, AC CA CA CA, MTR-CODE: F9Q 804	<b>7PK1125</b> <b>VD1104</b>
	11/02-12/05	F9Q808	66		<b>CT1064</b> <b>CT1064K1</b> <b>CT1064WP2</b>	ALT CA CA CA	<b>7PK1125</b> <b>VD1104</b>
	11/02-	F9Q804, F9Q816, F9Q818	85		<b>CT1064</b> <b>CT1064K1</b> <b>CT1064WP2</b>	ALT CA CA CA	<b>7PK1125</b>
1.9 dCi (BM0G, CM0G)	11/02-	F9Q800	88	1870	<b>CT1064</b> <b>CT1064K1</b> <b>CT1064WP2</b>	ALT, PS, AC ALT, (Valeo), FOR ALT: 120A, ALT-No: TG12B017, TG12B071, TG12B096, TG12B110, TG12B123, OE-NO 82 00 690 199, 82 00 538 407 ALT, (Valeo), FOR ALT: 120A, ALT-No: SG12B050, SG12B095, SG12B108, SG12B116, OE-NO 82 00 590 255, 82 00 538 815 CA CA CA	<b>7PK1125</b> <b>AP9039</b>  <b>AP9043</b>  <b>VD1104</b>
2.0	08/06-	F4R774	169	1998	<b>CT1130</b> <b>CT1130K2</b> <b>CT1130WP1</b>	ALT CA CA CA, MTR-CODE: F4R 774	<b>7PK1125</b>
2.0 16V (BM0U, CM0U)	11/02-	F4R770	99	1998	<b>CT1130</b> <b>CT1130K2</b> <b>CT1130WP1</b>	ALT, PS, AC CA CA CA	<b>7PK1125</b>
2.0 16V Turbo	05/04-	F4R776	120	1998	<b>CT1130</b> <b>CT1130K2</b> <b>CT1130WP1</b>	ALT CA, MTR-CODE: F4R776 CA CA	<b>7PK1125</b>
2.0 dCi	01/07-	M9R724	127	1995		ALT	<b>7PK1705</b>
2.0 dCi (BM1K, CM1K)	09/05-	M9R700, M9R722	110	1995		ALT	<b>7PK1705</b>
						ALT, (Bosch), FOR ALT: 125A, OE-NO 82 00 762 639 ALT, (Valeo), FOR ALT: 150A, OE-NO 82 00 725 683	<b>AP9047</b> <b>AP9047</b>
2.0 Renault Sport	05/04-	F4R774,	165	1998		ALT	<b>7PK1125</b>





## RENAULT

### MEGANE II (BM0/1\_, CM0/1\_) ↩

F4Rt774

**CT1130**  
**CT1130K2**  
**CT1130WP1**

CA, MTR-CODE: F4R774  
CA  
CA, MTR-CODE: F4R 774, 776

### MEGANE II Coupé-Cabriolet (EM0/1\_) ↩

1.5 dCi (EM16)

01/07-

K9K734

76

1461

**CT1035**  
**CT1035K2**  
**CT1035WP2**

ALT, (-AC), ⇒11/2007  
ALT, (AC)

**6PK1200**  
**6PK1200**

1.5 dCi (EM1E)

03/06-

K9K732

78

1461

**CT1035**  
**CT1035K2**  
**CT1035WP3**

ALT, (-AC), ⇒11/2007  
ALT, (AC)

**6PK1200**  
**6PK1200**

1.6

09/03-

K4M760,  
K4M761

83

1598

**CT1126**  
**CT1126K2**  
**CT1126WP2**

ALT, (-AC)  
ALT, AC, ⇒04/2005  
ALT, AC, 05/2005⇒

**5PK1135**  
**5PK1200**  
**6PK1200**

06/05-

K4M788

77

**CT1126**  
**CT1126K1**  
**CT1126WP1**

ALT

**6PK1200**

1.6 16V

01/06-

K4M760,  
K4M761,  
K4MC813,  
K4MD812,  
K4M812,  
K4M813

82

1598

**CT1126**  
**CT1126K2**  
**CT1126WP2**

ALT, (AC/-AC)

**6PK1200**

1.9 dCi

09/03-

F9Q800

88

1870

**CT1064**  
**CT1064K1**  
**CT1064WP2**

ALT, PS, AC

**7PK1125**  
**VD1104**

05/05-

F9Q803

96

**CT1064**  
**CT1064K1**  
**CT1064WP2**

ALT, PS, AC

**7PK1125**  
**VD1104**

F9Q804,  
F9Q816,  
F9Q818

81

**CT1064**  
**CT1064K1**  
**CT1064WP2**

ALT, PS, AC

**7PK1125**  
**VD1104**

09/03-

85

**CT1064**  
**CT1064K1**  
**CT1064WP2**

ALT

**7PK1125**  
**VD1104**

2.0

09/03-

F4R770, F4R771

99

1998

**CT1130**  
**CT1130K2**  
**CT1130WP1**

ALT  
CA, MTR-CODE: F4R770, F4R771

**7PK1125**

2.0 16V Turbo

05/04-

F4R776

120

1998

**CT1130**  
**CT1130K2**  
**CT1130WP1**

ALT

**7PK1125**

2.0 dCi

09/05-

M9R700,  
M9R722

110

1995

**CT1130**  
**CT1130K2**  
**CT1130WP1**

ALT  
ALT, (Bosch), FOR ALT: 125A, OE-NO 82 00 726 639  
ALT, (Valeo), FOR ALT: 150A, OE-NO 82 00 725 683

**7PK1705**  
**AP9047**

**AP9047**

### MEGANE II Kombi (KM0/1\_) ↩

1.4

08/03-

K4J730, K4J740

72

1390

**CT1126**  
**CT1126K1**  
**CT1126WP1**

ALT, (-AC)  
ALT, AC, ⇒04/2005  
ALT, AC, 05/2005⇒

**5PK1135**  
**5PK1200**  
**6PK1200**

1.5 dCi

08/03-

K9K722

60

1461

**CT1035**  
**CT1035K2**  
**CT1035WP2**  
**CT1035WP3**

ALT, (-AC)  
ALT, AC, ⇒01/2005  
ALT, AC, 02/2005⇒  
CA  
CA, 09/2003⇒  
CA, 09/2003⇒, ⇒03/2004  
CA, 04/2004⇒

**5PK1135**  
**5PK1200**  
**6PK1200**

02/04-

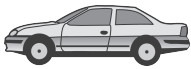
K9K728, K9K729

74

ALT, (-AC), ⇒09/2005

**5PK1135**





## RENAULT

### MEGANE II Kombi (KM0/1\_)

					ALT, (AC), ⇒01/2005 ALT, (-AC), 09/2005⇒, ⇒11/2007 ALT, (AC), 01/2005⇒ CA CA CA, ⇒03/2004 CA, 04/2004⇒	5PK1200 6PK1200 6PK1200	
	05/05-	K9K724	63		ALT, (-AC), ⇒09/2005 ALT, (-AC), 09/2005⇒, ⇒11/2007 ALT, (AC) CA CA CA, ⇒03/2004 CA, 04/2004⇒	5PK1135 6PK1200 6PK1200	
1.5 dCi (KM13)	01/07-	K9K728	76	1461	ALT, (-AC), ⇒11/2007 ALT, (AC) CA CA CA	6PK1200 6PK1200	
1.5 dCi (KM16, KM1E)	05/05-	K9K732, K9K734	78	1461	ALT, (-AC), ⇒09/2005 ALT, (-AC), 09/2005⇒, ⇒11/2007 ALT, (AC) CA CA CA	5PK1135 6PK1200 6PK1200	
1.6	08/03-	K4M760, K4M761	83	1598	ALT, (-AC), ⇒04/2006 ALT, (AC), ⇒04/2005 ALT, (AC), 05/2005⇒ CA, (-AC), 05/2006⇒ CA CA CA CA	5PK1135 5PK1200 6PK1200 6PK1200	
1.6 16V	01/06-	K4M760, K4M761, K4MD812, K4M812, K4M813	82	1598	ALT CA CA CA CA	6PK1200	
1.6 16V Hi-Flex	02/08-	K4M762	77	1598	ALT CA CA CA CA	6PK1200	
1.9 dCi	08/03-	F9Q800	88	1870	ALT, PS, AC CA CA CA CA	7PK1125 VD1104	
	03/04-	F9Q808	68		ALT, PS, AC CA CA CA, MTR-CODE: F9Q 808	7PK1125 VD1104	
	05/05-	F9Q804, F9Q803	96		ALT, PS, AC CA CA CA CA	7PK1125 VD1104	
		F9Q804, F9Q818	81		ALT, PS, AC CA CA CA CA	7PK1125 VD1104	
	04/04-12/05	F9Q808	66		ALT CA CA CA CA	7PK1125 VD1104	
2.0	08/03-	F4R770, F4R771	99	1998	ALT CA CA CA CA, MTR-CODE: F4R 770	7PK1125	
2.0 dCi	09/05-	M9R700, M9R722	110	1995	ALT ALT, (Bosch), FOR ALT: 125A, OE-NO 82 00 726 639 ALT, (Valeo), FOR ALT: 150A, OE-NO 82 00 725 683	7PK1705 AP9047 AP9047	
<b>MEGANE II Stufenheck (LM0/1_)</b>							
1.4	09/03-	K4J732	60	1390	ALT, (-AC) ALT, AC, ⇒04/2005 ALT, AC, 05/2005⇒	5PK1135 5PK1200 6PK1200	



RENAULT

## RENAULT

MEGANE II Stufenheck (LM0/1\_)

		K4J730, K4J740	72		CT1126	CA	
					CT1126K1	CA	
1.5 dCi	09/03-	K9K722	60	1461	ALT, (-AC)	5PK1135	
					ALT, AC, ⇒04/2005	5PK1200	
						ALT, AC, 05/2005⇒	6PK1200
					CT1126	CA	
					CT1126K1	CA	
					ALT, (-AC)	5PK1135	
					ALT, AC, ⇒01/2005	5PK1200	
					ALT, AC, 02/2005⇒	6PK1200	
					CA		
					CA, 09/2003⇒		
				CA, 09/2003⇒, ⇒03/2004			
				CA, 04/2004⇒			
	02/04-	K9K728, K9K729	74		ALT, (-AC), ⇒09/2005	5PK1135	
				ALT, (AC), ⇒01/2005	5PK1200		
				ALT, (-AC), 09/2005⇒, ⇒11/2007	6PK1200		
				ALT, (AC), 01/2005⇒	6PK1200		
				CA			
				CA			
				CA, ⇒03/2004			
				CA, 04/2004⇒			
	05/05-	K9K724	63		ALT, (-AC), ⇒09/2005	5PK1135	
				ALT, (-AC), 09/2005⇒, ⇒11/2007	6PK1200		
				ALT, (AC)	6PK1200		
				CA			
				CA			
				CA			
		K9K732	78		ALT, (-AC), ⇒09/2005	5PK1135	
				ALT, (-AC), 09/2005⇒, ⇒11/2007	6PK1200		
				ALT, (AC)	6PK1200		
				CA			
				CA			
				CA			
	01/07-	K9K734	76		ALT, (-AC), ⇒11/2007	6PK1200	
				ALT, (AC)	6PK1200		
				CA			
				CA			
				CA			
				CA			
1.6	09/03-	K4M760, K4M761	83	1598	ALT, (-AC), ⇒04/2006	5PK1135	
					ALT, (AC), ⇒04/2005	5PK1200	
						ALT, (AC), 05/2005⇒	6PK1200
						CA, (-AC), 05/2006⇒	6PK1200
					CT1126		
					CA		
					CA		
					CA		
					CA		
		K4M768	75		ALT, ⇒04/2005	5PK1200	
					ALT, 04/2005⇒	6PK1200	
					CA		
					CA		
					CA		
					CA		
	05/05-	K4M762	77		ALT	6PK1200	
					CA		
					CA		
					CA		
					CA		
1.6 16V	01/06-	K4MD812, K4M812, K4M813	82	1598	ALT, (-AC), 12/2007⇒, MTR-CODE: K4M 812	6PK1130	
					ALT, (-AC), ⇒12/2007, MTR-CODE: K4M 812	6PK1200	
					ALT, (AC), MTR-CODE: K4M 812	6PK1200	
					CA		
					CA		
					CA		
1.9 dCi	03/04-	F9Q808	68	1870	ALT, PS, AC	7PK1125	
						VD1104	
						CA	
						CA	
					CA, MTR-CODE: F9Q 808		
05/05-	F9Q803	96			ALT, PS, AC	7PK1125	
						VD1104	
					CA		
					CA		
					CA, MTR-CODE: F9Q 803		
09/03-12/05	F9Q808	66			ALT	7PK1125	
						VD1104	
					CA		
					CA		
					CA		
1.9 dCi (LMOG, LM1G,	09/03-	F9Q800	88	1870	ALT, PS, AC	7PK1125	





<b>RENAULT</b>							
<b>MEGANE II Stufenheck (LM0/1_)</b>							
↶ LM2C)						CT1064 CT1064K1 CT1064WP2	CA CA CA VD1104
1.9 dCi (LM14, LM1D)	05/05-	F9Q804, F9Q803, F9Q816, F9Q818	81	1870		ALT, PS, AC	7PK1125 VD1104
2.0	09/03-	F4R770, F4R771	99	1998		ALT CA, MTR-CODE: F9Q 804	7PK1125
2.0 dCi	09/05-	M9R700, M9R722	110	1995		ALT CA CA CA	AP9047 AP9047
<b>MEGANE III Coupe (DZ0/1_)</b>							
1.4 TCe (DZ0F, DZ1V)	04/09-	H4J700	96	1397		ALT	7PK1785
1.5 dCi (DZ0A)	11/08-	K9KF830	63	1461		ALT, (Valeo), FOR ALT: 160A, OE-NO 23 10 000 26R	AP9025
1.5 dCi (DZ0B)	02/09-	K9KG832	78	1461		ALT, (Valeo), FOR ALT: 160A, OE-NO 23 10 000 26R	AP9025
1.5 dCi (DZ0C, DZ1A)	11/08-	K9KH834	66	1461		ALT, (Valeo), FOR ALT: 160A, OE-NO 23 10 000 26R	AP9025
1.5 dCi (DZ0D, DZ1F, DZ1G)	02/09-	K9KJ836	81	1461		ALT, (Valeo), FOR ALT: 160A, OE-NO 23 10 000 26R	AP9025
1.9 dCi (DZ0N, DZ0J, DZ1J, DZ1K)	11/08-	F9Q872, F9Q870	96	1870		ALT ALT, (Bosch), FOR ALT: 150A, OE-NO 82 00 901 783	7PK1125 AP9047
2.0 CVT (DZ0G, DZ1E)	05/09-	M4R711	103	1997		ALT CA CA	VD1104
2.0 dCi (DZ0L)	04/09-	M9R610	118	1995		ALT, (Valeo), FOR ALT: 150A, OE-NO 23 10 000 18R, 23 10 005 43R	AP9039
2.0 dCi (DZ0Y)	04/09-	M9R615	110	1995		ALT	7PK1705
2.0 TCe (DZ0K)	11/08-	F4R870	132	1998		ALT CA	7PK1125
<b>MEGANE III Grandtour (KZ0/1)</b>							
1.4 TCe (KZ0F, KZ1V)	05/09-	H4J700	96	1397		ALT	7PK1785
1.5 dCi (KZ09, KZ0D, KZ1G, KZ1M, KZ1W)	02/09-	K9K836, K9K846, K9K837	81	1461		ALT, (Valeo), FOR ALT: 160A, OE-NO 23 10 000 26R	AP9025
1.5 dCi (KZ0C, KZ1A)	05/09-	K9K834	66	1461		ALT, (Valeo), FOR ALT: 160A, OE-NO 23 10 000 26R	AP9025
1.5 dCi (KZ1M, KZ1W)	02/09-	K9K836, K9K846	78	1461		ALT, (Valeo), FOR ALT: 160A, OE-NO 23 10 000 26R	AP9025
1.9 dCi (KZ0J, KZ0N, KZ1S)	05/09-	F9Q872, F9Q870	96	1870		ALT ALT, (Bosch), FOR ALT: 150A, OE-NO 82 00 901 783	7PK1125 AP9047
2.0 CVT (KZ0G, KZ1P)	05/09-	M4R711, M4RF713	103	1997		ALT CA CA	VD1104
2.0 dCi (KZ0L)	04/09-	M9R610	118	1995		ALT, (Valeo), FOR ALT: 150A, OE-NO 23 10 000 18R, 23 10 005 43R	AP9039
2.0 TCe (KZ0K, KZ1T)	11/08-	F4R870, F4R872	132	1998		CA ALT	7PK1705 7PK1125
<b>MEGANE III Schrägheck (BZ0_)</b>							
1.4 TCe (BZ0F, BZ1V)	04/09-	H4J700	96	1397		ALT	7PK1785
1.5 dCi	12/09-	K9K830	63	1461		ALT, (Valeo), FOR ALT: 160A, OE-NO 23 10 000 26R	AP9025
	11/08-		96			ALT, (Valeo), FOR ALT: 160A, OE-NO 23 10 000 26R	AP9025
	02/09-	K9KG832	78			ALT, (Valeo), FOR ALT: 160A, OE-NO 23 10 000 26R	AP9025
1.5 dCi (BZ0D)	02/09-	K9K836	81	1461		ALT, (Valeo), FOR ALT: 160A, OE-NO 23 10 000 26R	AP9025
1.6 16V (BZ0H)	11/08-	K4M848	74	1598		ALT CA CA, MTR-CODE: K4M 848	6PK1200
1.6 16V (BZ1B, BZ1H)	11/08-	K4M858	81	1598		CA, MTR-CODE: K4M 858 ALT, MTR-CODE: K4M 858	6PK1200
1.9 dCi (BZ0N, BZ0J)	11/08-	F9Q872, F9Q870	96	1870		ALT CA CA, MTR-CODE: K4M 858 CA	7PK1125 AP9047

**RENAULT**




RENAULT

## RENAULT

### MEGANE III Schrägheck (BZ0\_)

						00 901 783	VD1104
					CT1150	CA	
					CT1150K1	CA	
2.0 CVT (BZ0G, BZ1P)	02/09-	M4R711, M4R713	103	1997		ALT, (Valeo), FOR ALT: 150A, OE-NO 23 10 000 18R, 23 10 005 43R	AP9039
2.0 dCi (BZ0L)	04/09-	M9R610	118	1995		ALT	7PK1705
2.0 TCe (BZ0K)	11/08-	F4R870	132	1998		ALT	7PK1125
					CT1130	CA	

### MEGANE III Stufenheck

1.9 dCi	06/09-	F9Q872, F9Q870	96	1870		ALT ALT, (Bosch), FOR ALT: 150A, OE-NO 82 00 901 783	7PK1125 AP9047
					CT1150	CA	VD1104

### MEGANE Scenic (JA0/1\_)

1.4 i (JA0E)	01/97-09/99	E7J764	55	1390		ALT PS, (-AC) PS, (AC), 06/1996⇒, ⇒06/1997 PS, (AC), 07/1997⇒	3PK715 3PK835 4PK1260 4PK1272
					CT709 CT709K1	CA CA	
1.6 16V (JA0B, JA04, JA11)	04/98-10/99	K4M700, K4M701, K4M708, K4M704	79	1598		ALT, (-AC) ALT, (AC), MTR-CODE: K4M 704 ALT, (AC), MTR-CODE: K4M 700, K4M 701, K4M 708, ⇒09/2001 ALT, (Bosch), FOR ALT: 87A, OE-NO 77 00 434 899, 77 01 473 637, 77 01 477 711, FOR ALT: 98A, OE-NO 77 01 473 636, 77 01 477 694, 77 00 429 217 ALT, (Valeo), FOR ALT: 120A, OE-NO 77 01 477 710, 82 00 019 706	5PK1110 6PK1750 6PK1750 AP9025 AP9025
					CT1126 CT1126K1 CT1126WP1	CA CA CA	
1.6 e (JA0F)	01/97-09/99	K7M702, K7M703	66	1598		ALT, MTR-CODE: K7M 702, K7M 703 PS, (-AC), MTR-CODE: K7M 702, K7M 703 PS, (AC), 06/1996⇒, ⇒06/1997, MTR-CODE: K7M 702, K7M 703 PS, (AC), 07/1997⇒, MTR-CODE: K7M 702, K7M 703	3PK715 3PK835 4PK1260 4PK1272
					CT709 CT709K1 CT709WP1	CA CA CA	
1.6 i (JA0L)	01/97-09/99	K7M720	55	1598		ALT, MTR-CODE: K7M 720 PS, (-AC), MTR-CODE: K7M 720 PS, (AC), 06/1996⇒, ⇒06/1997, MTR-CODE: K7M 720 PS, (AC), 07/1997⇒, MTR-CODE: K7M 720	3PK715 3PK835 4PK1260 4PK1272
					CT988 CT988K2 CT988WP2	CA CA CA	
1.9 D (JA0J)	03/97-09/99	F8Q790	47	1870		ALT, (-AC) ALT, (-AC) ALT, (AC) ALT, (AC) ONLY WITH VD1081	6PK1138 6PK1138D2 6PK1642 6PK1642D2 MS04 VD1081
					CT935 CT935K1	CA CA	
1.9 dT (JA0K, JA0Y)	01/97-09/99	F8Q784, F8Q786	66	1870		ALT, (-AC) ALT, (-AC) ALT, (AC) ALT, (AC) ONLY WITH VD1081	6PK1138 6PK1138D2 6PK1642 6PK1642D2 MS04 VD1081
					CT935 CT935K1 CT935K2	CA CA, MTR-CODE: F8Q 786 CA, MTR-CODE: F8Q 786	
1.9 dTi (JA0N)	04/97-09/99	F9Q730, F9Q734	72	1870		ALT, (PS), (-AC) ALT, (PS), (-AC), 11/1997⇒, MTR-CODE: F9Q 734 ALT, (PS), (AC) ALT, (PS), (AC), 11/1997⇒, MTR-CODE: F9Q 734 ONLY WITH VD1063 ALT, (Valeo), FOR ALT: 120A, OE-NO 82 00 121 413	6PK1138 6PK1138D1 6PK1642 6PK1642D1 MS04 AP9052





<b>RENAULT</b>						
<b>MEGANE Scenic (JA0/1_)</b>						
						ALT, (Valeo), FOR ALT: 120A, ALT-No: A13V1171, A13V1292 <b>AP9052</b> <b>VD1063</b>
					<b>CT940</b> <b>CT940K1</b> <b>CT940K2</b>	CA, MTR-CODE: F9Q 730, F9Q 734 CA, MTR-CODE: F9Q 730, F9Q 734 CA, MTR-CODE: F9Q 734
2.0 i (JA0G)	01/99-09/99	F3R796	80	1998		ALT, PS <b>6PK1125</b> ALT, PS, AC <b>6PK1653</b> CA CA
	01/97-09/99	F3R750, F3R751	84		<b>CT840</b> <b>CT840K2</b>	ALT, (-AC), MTR-CODE: F3R 750, 04/1997⇒ ALT, (-AC), MTR-CODE: F3R 751 <b>6PK1125</b> ALT, NOT FOR DC-ALT, MTR-CODE: F3R 750, ⇒04/1997 <b>6PK1153</b> ALT, AC, MTR-CODE: F3R 750, F3R 751 <b>6PK1153</b> <b>6PK1660</b>
					<b>CT840</b> <b>CT840K1</b>	CA CA
<b>MODUS / GRAND MODUS (F/JP0_)</b>						
1.2	04/11-	D4F786	76	1149		ALT, (AC) <b>7PK1035</b> ALT, (-AC) <b>7PK880</b> CA CA
					<b>CT1045</b> <b>CT1045K1</b>	CA CA
1.2 (FP0C, FP0K, FP0P)	05/05-	D4F740	48	1149		ALT, (AC) <b>7PK1035</b> ALT, (-AC), MTR-CODE: D4F740 <b>7PK880</b> CA CA
					<b>CT1045</b> <b>CT1045K1</b> <b>CT1045WP1</b>	CA CA CA
1.2 (JP0C, JP0K, FP0C, FP0K, FP0P, JP0P, JP0T)	12/04-	D4F740	55	1149		ALT, (AC) <b>7PK1035</b> ALT, (-AC), MTR-CODE: D4F740 <b>7PK880</b> CA CA
					<b>CT1045</b> <b>CT1045K1</b> <b>CT1045WP1</b>	CA CA CA
1.2 (JP0S)	12/04-	D4F764	58	1149		ALT, (AC) <b>7PK1035</b> ALT, (-AC), MTR-CODE: D4F764 <b>7PK880</b> CA CA
					<b>CT1045</b> <b>CT1045K1</b> <b>CT1045WP1</b>	CA CA CA
1.2 16V Hi-Flex	10/08-	D4F740	55	1149		ALT, (AC) <b>7PK1035</b> ALT, (-AC), MTR-CODE: D4F740 <b>7PK880</b> CA CA
					<b>CT1045</b> <b>CT1045K1</b> <b>CT1045WP1</b>	CA CA CA
1.2 16V (JP0W)	05/07-	D4F784	74	1149		ALT, (AC) <b>7PK1035</b> ALT, (-AC), MTR-CODE: D4F784 <b>7PK880</b> CA CA
					<b>CT1045</b> <b>CT1045K1</b> <b>CT1045WP1</b>	CA CA CA
1.4 (JP01, JP0J)	12/04-	K4J770	72	1390		ALT, (-AC) <b>5PK1135</b> ALT, AC <b>5PK1200</b> CA CA
					<b>CT1126</b> <b>CT1126K1</b> <b>CT1126WP1</b>	CA CA CA
1.5 dCi (FP0D, JP0D)	09/04-	K9K750	60	1461		ALT <b>6PK1200</b> CA CA
					<b>CT1035</b> <b>CT1035K2</b> <b>CT1035WP3</b>	CA CA CA
1.5 dCi (FP0E, JP0E)	12/04-	K9K752	48	1461		ALT, (-AC), ⇒09/2005, MTR-CODE: K9K 752 <b>5PK1135</b> ALT, (AC), ⇒01/2005, MTR-CODE: K9K 752 <b>5PK1200</b> ALT, (-AC), 10/2005⇒, ⇒11/2007, MTR-CODE: K9K 752 <b>6PK1200</b> ALT, (AC), 02/2005⇒, MTR-CODE: K9K 752 <b>6PK1200</b>
					<b>CT1035</b> <b>CT1035K2</b> <b>CT1035WP3</b>	CA, MTR-CODE: K9K 752 CA, MTR-CODE: K9K 752 CA
1.5 dCi (FP0F, JP0F)	12/04-	K9K766, K9K760	63	1461		ALT, (-AC), ⇒09/2005 <b>5PK1135</b> ALT, (AC), ⇒01/2005 <b>5PK1200</b> ALT, (-AC), 09/2005⇒, ⇒11/2007 <b>6PK1200</b> ALT, (AC), 01/2005⇒ <b>6PK1200</b>
					<b>CT1035</b> <b>CT1035K2</b> <b>CT1035WP3</b>	CA CA CA
1.5 dCi (FP0G, JP0G)	12/04-	K9K768, K9K762	50	1461		ALT, (-AC), ⇒09/2005 <b>5PK1135</b> ALT, (AC), ⇒01/2005 <b>5PK1200</b> ALT, (-AC), 09/2005⇒, ⇒11/2007 <b>6PK1200</b>

**RENAULT**






## RENAULT

### MODUS / GRAND MODUS (F/JP0\_)

						ALT, (AC), 01/2005⇒ CA CA CA	6PK1200
1.5 dCi (JP02)	05/07-	K9K772	76	1461		ALT, (-AC), ⇒11/2007 ALT, (AC) CA MTR-CODE: K9K772, CA MTR-CODE: K9K772, CA	6PK1200 6PK1200
1.5 dCi (JP0G, JP0H)	05/05-	K9K764	78	1461		ALT, (-AC), ⇒09/2005 ALT, (-AC), 09/2005⇒, ⇒11/2007 ALT, (AC) CA CA CA	5PK1135 6PK1200 6PK1200
1.6 (JP03, JP0B, JP0U, JP0Y, JP1G)	12/04-	K4M800, K4M801, K4M790, K4M791	82	1598		ALT, (-AC), ⇒04/2006 ALT, (AC), ⇒04/2005 ALT, (-AC), 05/2006⇒ ALT, (AC), 05/2005⇒ CA CA CA	5PK1135 5PK1200 6PK1200 6PK1200
1.6 (JP0L, JP0V)	12/04-	K4M794	65	1598		ALT, (-AC), ⇒04/2006 ALT, (AC), ⇒04/2005 ALT, (-AC), 10/2007⇒ ALT, (-AC), 05/2006⇒, ⇒10/2007 ALT, (AC), 05/2005⇒ CA CA CA CA	5PK1135 5PK1200 6PK1130 6PK1200 6PK1200

### RAPID Kasten (F40\_, G40\_)

1.0	02/86-05/92	C1C706	27	949		ALT, ⇒08/1991	AVX10X1140
1.1 (F401)	07/85-04/95	C1E750, C1E752, C1E754, C1E760, C1E762, C1E792	33	1108		ALT PS	AVX10X1150 AVX10X800
1.1 (F40H)	06/87-09/91	C1E756	33	1108		ALT PS	AVX10X1150 AVX10X800
1.2 (F406, G40A)	09/91-03/98	C3G710, C3G712	40	1239		ALT PS	AVX10X1150 AVX10X800
1.4	05/95-08/97	E7J773	59	1390		ALT, (AC) PS, (-AC) AC, (-PS) PS, (AC) ALT, (-AC) CA CA CA	3PK715 3PK820 4PK1190 4PK1217 AVX10X685
	09/91-08/93	E7J724	54			ALT, (AC) PS, (-AC) AC, (-PS) PS, (AC) ALT, (-AC) CA CA CA	3PK715 3PK820 4PK1190 4PK1217 AVX10X685
1.4 (F402)	07/85-08/91	C1J768, C1J780	43	1397		ALT PS	AVX10X1150 AVX10X800
1.4 (F407) KAT	08/88-03/98	C3J702, C3J760, C3J762, C3J700	43	1397		ALT PS	AVX10X1150 AVX10X800
1.4 (F40D)	01/94-03/98	E7J728	58	1390		ALT, (AC) PS, (-AC) AC, (-PS) PS, (AC) ALT, (-AC) CA CA CA	3PK715 3PK820 4PK1190 4PK1217 AVX10X685
1.4 (F40M)	03/86-08/91	C2J784	44	1397		ALT PS	AVX10X1150 AVX10X800
1.4 (F40U, F40V)	09/91-03/98	E7J720, E7J724, E7J773, E7J726	55	1390		ALT, (AC) PS, (-AC) AC, (-PS) PS, (AC) ALT, (-AC) CA	3PK715 3PK820 4PK1190 4PK1217 AVX10X685





<b>RENAULT</b>							
<b>RAPID Kasten (F40_, G40_)</b>							
					<b>CT709K1</b> <b>CT709WP2</b>	CA CA	
1.4 RN	09/91-08/93	E6J734	44	1390		ALT, (AC) PS, (-AC) AC, (-PS) PS, (AC) ALT, (-AC)	<b>3PK715</b> <b>3PK815</b> <b>4PK1180</b> <b>4PK1217</b> <b>AVX10X690</b>
					<b>CT709</b> <b>CT709K1</b> <b>CT709WP2</b>	CA CA CA	
1.6 D (F404)	03/86-08/98	F8M720, F8M730, F8M736, F8M760	40	1596	<b>CT596</b> <b>CT596K1</b> <b>CT604</b> <b>CT604K1</b>	ALT CA, ⇒12/1987 CA, ⇒12/1987 CA, 01/1988⇒ CA, 01/1988⇒	<b>5PK884</b>
1.9 D (F40P, F40N, F40E)	09/91-03/98	F8Q722, F8Q724, F8Q774, F8Q776, F8Q646	47	1870		ALT, 04/1994⇒ ALT, ⇒04/1994 ONLY WITH VD1081	<b>6PK894</b> <b>6PK900</b> <b>MS04</b> <b>VD1081</b>
					<b>CT711</b> <b>CT711K1</b> <b>CT949</b> <b>CT949K1</b>	CA, ⇒09/1996 CA, ⇒09/1996 CA, 10/1996⇒ CA, 10/1996⇒	
1.9 D (F40R)	09/94-03/98	F8Q640, F8Q682	40	1870		ALT ONLY WITH VD1081	<b>6PK894</b> <b>MS04</b> <b>VD1081</b>
					<b>CT711</b> <b>CT711K1</b> <b>CT949</b> <b>CT949K1</b>	CA, ⇒09/1996 CA, ⇒09/1996 CA, 10/1996⇒ CA, 10/1996⇒	
<b>SAFRANE I (B54_)</b>							
2.0 (B540)	11/92-07/96	J7R732, J7R733	77	1995		ALT, PS	<b>AVX10X1250</b>
					<b>CT749</b> <b>CT749K1</b>	CA CA	
2.0 12V (B542, B54E)	04/92-07/96	J7R734, J7R735	97	1995		ALT, (-AC) ALT, (AC) PS	<b>3PK890</b> <b>4PK1217</b> <b>AVX10X1250</b>
					<b>CT749</b> <b>CT749K1</b>	CA CA	
2.1 dT (B546)	11/93-07/96	J8S760	65	2068		PS ALT, (-AC), OE-NO 7700855096 ALT, (-AC), OE-NO 7700854326 PS, (AC) ALT, (AC)	<b>11,9X758Ld</b> <b>4PK1054</b> <b>4PK1062</b> <b>4PK735</b> <b>6PK1733</b>
					<b>CT522</b> <b>CT522K3</b>	CA CA	
2.2 (B541)	04/92-07/96	J7T762	79	2165		ALT, (-AC) ALT, (AC) PS	<b>3PK890</b> <b>4PK1217</b> <b>AVX10X1250</b>
					<b>CT750</b> <b>CT750K1</b>	CA CA	
2.2 (B543)	04/92-07/96	J7T760, J7T761	101	2165		ALT, (-AC) ALT, (AC) PS	<b>3PK890</b> <b>4PK1217</b> <b>AVX10X1250</b>
					<b>CT750</b> <b>CT750K1</b>	CA CA	
2.5 dT (B548)	12/92-07/96	S8U762, S8U763	83	2500		ALT AC WP, (AUTOM), ⇒04/1993 WP, (MANL), ⇒09/1994 WP, (AUTOM), 04/1993⇒ WP, (MANL), 09/1994⇒	<b>4PK560</b> <b>5PK825</b> <b>5PK847</b> <b>5PK847</b> <b>5PK925</b> <b>5PK925</b>
					<b>CT861</b> <b>CT861K1</b>	CA CA	
3.0 Biturbo 4x4 (B545)	02/93-07/96	Z7X726	193	2963		PS ALT, (-AC) ALT, (AC)	<b>4PK1125</b> <b>6PK1033</b> <b>6PK1240</b>
3.0 V6 (B54B, B544)	12/92-07/96	Z7X721, Z7X722, Z7X723	123	2963		PS, (MANL) ALT ALT, AC	<b>4PK1125</b> <b>6PK1033</b> <b>6PK1240</b>
3.0 V6 4x4 (B54B, B544)	12/92-07/96	Z7X721, Z7X722, Z7X723	123	2963		PS, (MANL) ALT ALT, AC	<b>4PK1125</b> <b>6PK1033</b> <b>6PK1240</b>
<b>SAFRANE II (B54_)</b>							
2.0 16V (B54L)	07/96-12/00	N7Q710, N7Q711	100	1948		ALT, (-AC) ALT, (AC)	<b>6PK1240</b> <b>6PK1605</b>
					<b>CT759</b> <b>CT759K1</b>	CA, ⇒12/1997 CA, ⇒12/1997	

**RENAULT**


**RENAULT**
**SAFRANE II (B54\_)**

					<b>CT979</b> <b>CT979K1</b> <b>CT979WP1</b>	CA, 12/1997⇒ CA, 12/1997⇒ CA, 12/1997⇒	
2.2 dT (B54G)	07/96-12/00	G8T740	83	2188		ALT ALT, AC CA	<b>6PK1015</b> <b>6PK1950</b>
					<b>CT921</b> <b>CT921K1</b> <b>CT921WP1</b>	CA CA CA	
2.5 20V (B54F)	07/96-12/00	N7U700, N7U701	121	2435		ALT, (-AC) ALT, (AC) CA, ⇒12/1997 CA, ⇒12/1997 CA, 12/1997⇒ CA, 12/1997⇒ CA, 12/1997⇒	<b>6PK1240</b> <b>6PK1605</b>
					<b>CT759</b> <b>CT759K1</b> <b>CT979</b> <b>CT979K1</b> <b>CT979WP1</b>	CA, ⇒12/1997 CA, ⇒12/1997 CA, 12/1997⇒ CA, 12/1997⇒ CA, 12/1997⇒	
2.9 24V (B54N)	03/99-12/00	L7X713	140	2946		ALT, PS, AC CA CA, 12/1999⇒	<b>6PK1605</b>
					<b>CT1052</b> <b>CT1052K1</b>	CA CA, 12/1999⇒	
3.0 V6 (B54M)	07/96-12/00	Z7X755	123	2963		ALT	<b>6PK1240</b>

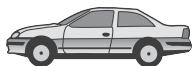
**SANDERO/STEPWAY**

1.4	02/09-	K7J710	55	1390		ALT, (-PS), (-AC) AC AC  ALT, (PS), (-AC) ALT, (PS), (AC), ⇒09/2009 ALT, (PS), (AC), 09/2009⇒ ALT, (Bosch), FOR ALT: 98A, OE-NO 77 01 473 636, 77 01 477 694, 77 00 429 217 CA, ⇒11/2009 CA, ⇒11/2009 CA, ⇒11/2009	<b>4PK715</b> <b>4PK916 ELAST</b> <b>4PK916 ELAST</b> <b>T1</b> <b>5PK1110</b> <b>5PK1750</b> <b>6PK1820</b> <b>AP9025</b>
					<b>CT988</b> <b>CT988K2</b> <b>CT988WP2</b>	CA, ⇒11/2009 CA, ⇒11/2009 CA, ⇒11/2009	
1.6	02/09-	K7M710	64	1598		ALT, (-PS), (-AC) AC AC  ALT, (PS), (-AC) ALT, (PS), (AC), ⇒09/2009 ALT, (PS), (AC), 09/2009⇒ ALT, (Bosch), FOR ALT: 98A, OE-NO 77 01 473 636, 77 01 477 694, 77 00 429 217 CA, ⇒11/2009 CA, ⇒11/2009 CA, ⇒11/2009	<b>4PK715</b> <b>4PK916 ELAST</b> <b>4PK916 ELAST</b> <b>T1</b> <b>5PK1110</b> <b>5PK1750</b> <b>6PK1820</b> <b>AP9025</b>
					<b>CT988</b> <b>CT988K2</b> <b>CT988WP2</b>	CA, ⇒11/2009 CA, ⇒11/2009 CA, ⇒11/2009	

**SCÉNIC I (JA0/1\_)**

1.4 16V (JA0D, JA1H, Ja0W, JA10)	09/99-08/03	K4J750, K4J714	70	1390		ALT, (-AC) ALT, (AC), 09/2001⇒, MTR-CODE: K4J, ONLY WITH 82 00 603 359, ONLY WITH 82 00 104 754 ALT, (AC), ⇒09/2001 ALT, (Bosch), FOR ALT: 87A, OE-NO 77 00 434 899, 77 01 473 637, 77 01 477 711, FOR ALT: 98A, OE-NO 77 01 473 636, 77 01 477 694, 77 00 429 217 ALT, (Valeo), FOR ALT: 120A, OE-NO 77 01 477 710, 82 00 019 706 CA CA CA	<b>5PK1110</b> <b>5PK1750</b>  <b>6PK1750</b> <b>AP9025</b>  <b>AP9025</b>
					<b>CT1126</b> <b>CT1126K1</b> <b>CT1126WP1</b>	CA CA CA	
1.6	03/01-08/03	K4M708, K4M709	75	1598		ALT, (-AC) ALT, (AC), 09/2001⇒ ALT, (Bosch), FOR ALT: 87A, OE-NO 77 00 434 899, 77 01 473 637, 77 01 477 711, FOR ALT: 98A, OE-NO 77 01 473 636, 77 01 477 694, 77 00 429 217 ALT, (Valeo), FOR ALT: 120A, OE-NO 77 01 477 710, 82 00 019 706	<b>5PK1110</b> <b>5PK1750</b> <b>AP9025</b>  <b>AP9025</b>
					<b>CT977</b> <b>CT977K1</b> <b>CT977K2</b>	ALT, PS, AC CA CA, BORE-Ø 10,22 mm CA, BORE-Ø 17,0 mm	<b>5PK1750</b>
1.8 4x4	07/00-04/01	F4P722	85	1783		ALT, PS, AC CA CA, BORE-Ø 10,22 mm CA, BORE-Ø 17,0 mm	<b>5PK1750</b>
					<b>CT977</b> <b>CT977K1</b> <b>CT977K2</b>	ALT, PS, AC CA CA, BORE-Ø 10,22 mm CA, BORE-Ø 17,0 mm	
1.9 dCi (JA05, JA1F)	09/99-08/03	F9Q732, F9Q733	75	1870		ALT, PS, (-AC) ALT, PS, (-AC), MTR-CODE: F9Q 731, F9Q 732, F9Q 733, F9Q 736, F9Q 744	<b>6PK1138</b> <b>6PK1138D1</b>





## RENAULT

SCÉNIC I (JA0/1\_)

						ALT, PS, AC, 04/2001⇒ ALT, PS, AC, ⇒03/2001 ALT, PS, AC, MTR-CODE: F9Q 731, F9Q 732, F9Q 733, F9Q 736, F9Q 744, ⇒03/2001 ONLY WITH VD1063 ALT, (Valeo), FOR ALT: 120A, OE-NO 82 00 054 588 ALT, (Valeo), FOR ALT: 120A, ALT-No: SG10B019, SG10B064, A13VI289	6PK1605 6PK1642 6PK1642D1  MS04 AP9052  AP9052  VD1063
					<b>CT940</b> <b>CT940K1</b> <b>CT940K2</b>	CA, MTR-CODE: F9Q 732, F9Q 733, F9Q 740, F9Q 748, F9Q 796 CA CA	
1.9 dCi RX4	11/00-08/03	F9Q740	75	1870		ALT, PS, (-AC) ALT, PS, AC, 04/2001⇒ ALT, PS, AC, ⇒03/2001 ALT, (Valeo), FOR ALT: 120A, OE-NO 82 00 054 588 ALT, (Valeo), FOR ALT: 120A, ALT-No: SG10B019, SG10B064, A13VI289	6PK1138 6PK1605 6PK1642 AP9052  AP9052  VD1063
					<b>CT940</b> <b>CT940K1</b> <b>CT940K2</b>	CA, MTR-CODE: F9Q 732, F9Q 733, F9Q 740, F9Q 748, F9Q 796 CA CA, MTR-CODE: F9Q 732, F9Q 733, F9Q 740, F9Q 748, F9Q 796	
1.9 dTi (JA0N)	09/99-08/03	F9Q734, F9Q731, F9Q736	72	1870		ALT, PS, (-AC) ALT, PS, (-AC), MTR-CODE: F9Q 731, F9Q 732, F9Q 733, F9Q 736, F9Q 744 ALT, PS, AC, 04/2001⇒ ALT, PS, AC, ⇒03/2001 ALT, PS, AC, MTR-CODE: F9Q 731, F9Q 732, F9Q 733, F9Q 736, F9Q 744, ⇒03/2001 ONLY WITH VD1063 ALT, (Valeo), FOR ALT: 120A, OE-NO 82 00 054 588 ALT, (Valeo), FOR ALT: 120A, ALT-No: SG10B019, SG10B064, A13VI289	6PK1138 6PK1138D1  6PK1605 6PK1642 6PK1642D1  MS04 AP9052  AP9052  VD1063
					<b>CT1026</b> <b>CT1026</b> <b>CT1026K1</b> <b>CT1026K1</b> <b>CT1026K2</b> <b>CT1026K2</b> <b>CT940</b> <b>CT940</b> <b>CT940K1</b> <b>CT940K1</b> <b>CT940K2</b> <b>CT940K2</b>	CA, MTR-CODE: F9Q 731 MTR-CODE: F9Q 736, 11/2000⇒ CA, MTR-CODE: F9Q 736, 11/2000⇒ MTR-CODE: F9Q 731 CA, MTR-CODE: F9Q 731 MTR-CODE: F9Q 736, 11/2000⇒ CA, MTR-CODE: F9Q 734 MTR-CODE: F9Q 736, ⇒10/2000 CA, MTR-CODE: F9Q 734 MTR-CODE: F9Q 736, ⇒10/2000 CA, MTR-CODE: F9Q 734 MTR-CODE: F9Q 736, ⇒10/2000	
1.9 dTi (JA1U)	02/01-08/03	F9Q744	59	1870		ALT, PS, (-AC) ALT, PS, (-AC), MTR-CODE: F9Q 731, F9Q 732, F9Q 733, F9Q 736, F9Q 744 ALT, PS, AC, 04/2001⇒ ALT, PS, AC, ⇒03/2001 ALT, PS, AC, MTR-CODE: F9Q 731, F9Q 732, F9Q 733, F9Q 736, F9Q 744, ⇒03/2001 ALT, (Valeo), FOR ALT: 120A, OE-NO 82 00 054 588 ALT, (Valeo), FOR ALT: 120A, ALT-No: SG10B019, SG10B064, A13VI289	6PK1138 6PK1138D1  6PK1605 6PK1642 6PK1642D1  AP9052  AP9052  VD1063
					<b>CT1026</b> <b>CT1026K1</b> <b>CT1026K2</b>	CA CA CA	
2.0 16V	09/99-08/03	F4R744, F4R740, F4R741	103	1998		ALT, PS, AC CA CA, ⇒04/2001, BORE-Ø 10,22 mm CA, 04/2001⇒, BORE-Ø 17,0 mm	5PK1750
					<b>CT977</b> <b>CT977K1</b> <b>CT977K2</b>	CA CA, ⇒04/2001, BORE-Ø 10,22 mm CA, 04/2001⇒, BORE-Ø 17,0 mm	
2.0 16V (JA1B, JA1D)	07/00-08/03	F4R740, F4R741, F4R746	102	1998		ALT, PS, AC CA CA, ⇒04/2001, BORE-Ø 10,22 mm CA, 04/2001⇒, BORE-Ø 17,0 mm	5PK1750
					<b>CT977</b> <b>CT977K1</b> <b>CT977K2</b>	CA CA, ⇒04/2001, BORE-Ø 10,22 mm CA, 04/2001⇒, BORE-Ø 17,0 mm	

RENAULT


**RENAULT**
**SCÉNIC I (JA0/1\_)**  
 ↔ 2.0 16V RX4

06/00-08/03

F4R744, F4R746

102

1998

**CT977**  
**CT977K1**  
**CT977K2**

ALT, PS, AC

 CA  
 CA, ⇒04/2001, BORE-Ø 10,22 mm  
 CA, 04/2001⇒, BORE-Ø 17,0 mm
**5PK1750**
**SCÉNIC II (JM0/1\_)**

1.4 (JM0B, JM0H, JM1A)

06/03-

K4J730, K4J740

72

1390

**CT1126**  
**CT1126K1**

ALT, (-AC)

 ALT, AC  
 CA  
 CA
**5PK1135****5PK1200**

1.5 dCi (JM02, JM13)

11/03-

K9K728, K9K729

74

1461

**CT1035**  
**CT1035K2**  
**CT1035WP2**  
**CT1035WP3**

 ALT, (-AC), ⇒09/2005  
 ALT, (AC), ⇒01/2005  
 ALT, (-AC), 09/2005⇒, ⇒11/2007  
 ALT, (AC), 01/2005⇒
**5PK1135****5PK1200****6PK1200****6PK1200**

1.5 dCi (JM0F)

06/03-

K9K722

60

1461

**CT1035**  
**CT1035K1**  
**CT1035K2**  
**CT1035WP1**  
**CT1035WP2**  
**CT1035WP3**

 ALT, (-AC), ⇒09/2005  
 ALT, (AC), ⇒01/2005  
 ALT, (-AC), 09/2005⇒, ⇒11/2007  
 ALT, (AC), 01/2005⇒
**5PK1135****5PK1200****6PK1200****6PK1200**

1.5 dCi (JM16)

01/07-

K9K734

76

1461

**CT1035**  
**CT1035K2**  
**CT1035WP3**

 ALT, (-AC), ⇒11/2007  
 ALT, (AC)
**6PK1200****6PK1200**

1.5 dCi (JM1E)

05/05-

K9K732

78

1461

**CT1035**  
**CT1035K2**  
**CT1035WP3**

 ALT, (-AC), ⇒09/2005  
 ALT, (-AC), 09/2005⇒, ⇒11/2007  
 ALT, (AC)
**5PK1135****6PK1200****6PK1200**

1.5 dCi (JM1F)

05/05-

K9K724

63

1461

**CT1035**  
**CT1035K2**  
**CT1035WP3**

 ALT, (-AC), ⇒09/2005  
 ALT, (-AC), 09/2005⇒, ⇒11/2007  
 ALT, (AC)
**5PK1135****6PK1200****6PK1200**

1.6

06/06-

K4M788

77

1598

**CT1126**  
**CT1126K1**  
**CT1126WP1**

ALT

**6PK1200**

1.6 (JM0C, JM0J, JM1B)

06/03-

K4M761,  
K4M782

83

1598

**CT1126**  
**CT1126K2**  
**CT1126WP2**

 ALT, (-AC), ⇒04/2006  
 ALT, (AC), ⇒04/2005  
 ALT, (-AC), 05/2006⇒  
 ALT, (AC), 05/2005⇒
**5PK1135****5PK1200****6PK1200****6PK1200**

1.6 16V (JM1R)

01/07-

K4M9766,  
K4MC813,  
K4M812

82

1598

**CT1126**  
**CT1126K2**  
**CT1126WP2**

ALT, (AC)

**6PK1200**

1.9 D

06/06-

F9QJ803,  
F9Q812

85

1870

**CT1064**  
**CT1064K1**  
**CT1064WP2**

ALT

**7PK1125****VD1104**

1.9 dCi

06/03-

F9Q804

92

1870

**CT1064**  
**CT1064K1**  
**CT1064WP2**

ALT

**7PK1125**1.9 dCi (JM0G, JM12,  
JM1G, JM2C)

06/03-

F9Q812

88

1870

**CT1064**  
**CT1064K1**  
**CT1064WP2**

ALT

**7PK1125****VD1104**

1.9 dCi (JM14)

05/05-

F9QJ803,  
F9Q804,  
F9Q816,  
F9Q818

96

1870

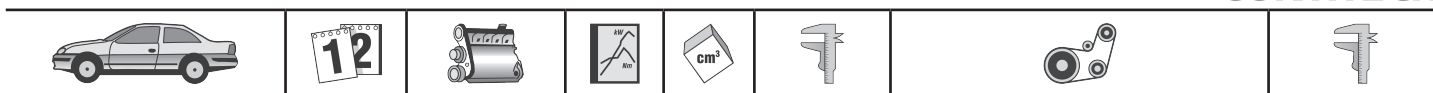
**CT1064**  
**CT1064K1**  
**CT1064WP2**

ALT

**7PK1125****VD1104**

CA, MTR-CODE: F9Q 804





## RENAULT

SCÉNIC II (JM0/1_)							
↩ 1.9 dCi (JM15)	05/05-	F9Q804	81	1870		ALT	7PK1125 VD1104
					CT1064 CT1064K1 CT1064WP2	CA CA CA, MTR-CODE: F9Q 803	
2.0 (JM05, JM0U, JM1N, JM1U, JM2V)	06/03-	F4R770, F4R771	99	1998		ALT	7PK1125
					CT1130 CT1130K2 CT1130WP1	CA CA CA	
2.0 16V Turbo (JM0W)	05/04-	F4R776	120	1998		ALT	7PK1125
					CT1130 CT1130K2 CT1130WP1	CA, MTR-CODE: F4R776 CA CA	
2.0 dCi (JM1K)	09/05-	M9R700, M9R721, M9R722	110	1995		ALT	7PK1705 AP9047
						ALT, (Bosch), FOR ALT: 125A, OE-NO 82 00 726 639 ALT, (Valeo), FOR ALT: 150A, OE-NO 82 00 725 683	AP9047
SCÉNIC III (JZ0/1_)							
1.4 16V (JZ0F)	02/09-	H4J700	96	1397		ALT	7PK1785
1.5 dCi	02/09-	K9K832	78	1461		ALT, (Valeo), FOR ALT: 160A, OE-NO 23 10 000 26R	AP9025
	04/09-	K9K836	81			ALT, (Valeo), FOR ALT: 160A, OE-NO 23 10 000 26R	AP9025
		K9K830	63			ALT, (Valeo), FOR ALT: 160A, OE-NO 23 10 000 26R	AP9025
	11/10-	K9K846	70			ALT, (Valeo), FOR ALT: 160A, OE-NO 23 10 000 26R	AP9025
1.9 dCi	02/09-	F9Q870	96	1870		ALT	7PK1125 AP9047
						ALT, (Bosch), FOR ALT: 150A, OE-NO 82 00 901 783	VD1104
					CT1150 CT1150K1	CA CA	
2.0 dCi (JZ0L)	04/09-	M9R610	118	1995		CA	7PK1705
2.0 dCi (JZ0Y)	02/09-	M9R615	110	1995		ALT	7PK1705
SPORT SPIDER (EF0_)							
2.0 16V	03/95-10/99	F7R710	110	1998		ALT	6PK825
					CT760 CT760K1	CA CA, MTR-CODE: F7R 710, F7R 712, F7R 720	
SUPER 5 (B/C40_)							
1.0 (B/C400)	10/84-10/88	C1C700	30	956		ALT, AC	6PK1715 AVX10X1140
						ALT, (PS)	AVX10X1150 AVX10X800
1.1 (B/C401)	10/84-10/88	C1E750, C1E752, C1E754	34	1108		ALT	AVX10X1150 AVX10X800
						PS	
1.1 (B/C401, B/C40H)	01/86-03/95	C1E750, C1E752, C1E756, C1E760	33	1108		ALT	AVX10X1150 AVX10X800
						PS	
1.2 (B/C40F)	01/87-08/90	C1G702, C1G720, C1G722	40	1237		ALT	AVX10X1140
1.4 (B/C407) KAT	10/85-12/96	C3J702, C3J760, C3J700	43	1397		ALT	AVX10X1150 AVX10X800
						PS	
1.4 (B/C402)	10/84-06/88	C1J768, C1J780	43	1397		ALT	AVX10X1150 AVX10X800
						PS	
1.4 (B/C403)	10/84-07/89	C2J700, C2J780, C2J781, C2J788, C2J789, C2J798	52	1397		ALT	AVX10X1150 AVX10X800
						PS	
1.4 (B/C40J)	06/87-07/89	C2J782	49	1397		ALT	AVX10X1150 AVX10X800
						PS	
1.4 (B/C40M)	06/87-08/90	C2J784	44	1397		ALT	AVX10X1150 AVX10X800
						PS	
1.4 Turbo (C405)	04/85-08/90	C1J782, C1J784, C1J788	88	1397		ALT	11,9X1183Ld AVX10X800
						PS	
1.6 D (B/C404)	08/85-12/96	F8M720, F8M730	40	1596		ALT, ⇨CH-NO C00000115 ALT, CH-NO C00000116⇨	4PK885 5PK884
					CT596 CT596K1 CT604 CT604K1	CA, ⇨12/1987 CA, ⇨12/1987 CA, 01/1988⇨ CA, 01/1988⇨	
1.7 (B/C408)	10/86-03/95	F3N716, F3N717	54	1721		ALT	5PK847 6PK1100
					CT553	ALT, PS CA, ⇨12/1987	





RENAULT

**RENAULT**

**SUPER 5 (B/C40\_)**

					<b>CT553K1</b> <b>CT684</b> <b>CT684K1</b>	CA, ⇒MTR-NO C016385 CA, 01/1988⇒ CA, MTR-NO C016386⇒	
1.7 (B/C40K, B/C40G)	06/87-03/95	F2N740, F2N742	64	1721		ALT ALT, PS CA, ⇒12/1987 CA, ⇒12/1987 CA, 01/1988⇒, ⇒12/1991 CA, 01/1988⇒, ⇒12/1991	<b>5PK847</b> <b>6PK1100</b>
1.7 i (C409)	10/86-08/91	F3N702, F3N722	69	1721	<b>CT553</b> <b>CT553K1</b> <b>CT684</b> <b>CT684K1</b>	ALT ALT, PS CA, ⇒12/1987 CA, ⇒12/1987 CA, 01/1988⇒ CA, 01/1988⇒	<b>5PK847</b> <b>6PK1100</b>

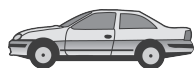
**SUPER 5 Kasten (S40\_)**

1.1 (S401)	10/84-12/96	C1E750, C1E752, C1E754	34	1108		ALT, (AC), 04/1985⇒ ALT, (-PS), (-AC), ⇒04/1985 ALT, (PS), ⇒04/1985 PS, ⇒04/1985	<b>6PK1710</b> <b>AVX10X1140</b> <b>AVX10X1150</b> <b>AVX10X800</b>
1.2 (S40F, S407)	01/87-12/96	C1G702	44	1237		ALT, (AC) ALT, (-PS), (-AC) ALT, (PS), (-AC) PS	<b>6PK1710</b> <b>AVX10X1140</b> <b>AVX10X1150</b> <b>AVX10X800</b>
1.6 D (S404)	10/84-12/96	F8M720	40	1595	<b>CT596</b> <b>CT596K1</b> <b>CT604</b> <b>CT604K1</b>	ALT, ⇒VET-NO C000001150 ALT, VET-NO C00000116⇒ CA, ⇒01/1988 CA, ⇒01/1988 CA, 02/1988⇒ CA, 02/1988⇒	<b>4PK885</b> <b>5PK884</b>

**THALIA (LB0/1/2\_)**

1.2 16V	04/02-	D4F712	55	1149	<b>CT1045</b> <b>CT1045K1</b>	ALT AC, (PS) PS AC, (-PS) CA CA	<b>3PK740</b> <b>4PK1538</b> <b>4PK905</b> <b>4PK925</b>
1.4	08/00-	K7J700	55	1390	<b>CT988</b> <b>CT988K2</b>	ALT, (-AC) ALT, (AC), 09/2001⇒ ALT, (AC), ⇒09/2001 ALT, (Bosch), FOR ALT: 87A, OE-NO 77 00 434 899, 77 01 473 637, 77 01 477 711 CA CA, 06/2005⇒	<b>5PK1110</b> <b>5PK1750</b> <b>6PK1750</b> <b>AP9025</b>
1.4 16V	08/00-	K4J712	72	1390	<b>CT1126</b> <b>CT1126K1</b>	ALT, (-AC) ALT, (AC), 09/2001⇒, ONLY WITH 82 00 603 359, ONLY WITH 82 00 104 754 ALT, (AC), ⇒09/2001 ALT, (Bosch), FOR ALT: 98A, OE-NO 77 01 473 636, 77 01 477 694, 77 00 429 217 CA, MTR-CODE: K4J712 CA, MTR-CODE: K4J712	<b>5PK1110</b> <b>5PK1750</b> <b>6PK1750</b> <b>AP9025</b>
1.5 dCi	04/02-	K9K700	48	1461	<b>CT1035</b> <b>CT1035K1</b> <b>CT1035K2</b> <b>CT1035WP1</b> <b>CT1035WP2</b> <b>CT1035WP3</b>	ALT, (-AC), ⇒09/2005 ALT, AC, ⇒01/2005 ALT, AC, 02/2005⇒ ALT, FOR ALT: 110A, OE-NO 82 00 667 608, FOR ALT: 125A, OE-NO 82 00 537 415 ALT, (Valeo), FOR ALT: 110A, ALT-No: TG11C034, TG11C064, FOR ALT: 125A, ALT-No: SG12B089, SG12B105 ALT, (Mitsubishi), FOR ALT: 110A, ALT-No: A002TC0982 ALT, FOR ALT: 120A, OE-NO 77 01 477 001 ALT, (Valeo), FOR ALT: 120A, ALT-No: SG12B038, SG12B103 CA CA, ⇒08/2003 CA, 09/2003⇒ CA, ⇒08/2003 CA, 09/2003⇒, ⇒03/2004 CA, 04/2004⇒	<b>5PK1135</b> <b>5PK1200</b> <b>6PK1200</b> <b>AP9025</b> <b>AP9025</b> <b>AP9025</b> <b>AP9056</b> <b>AP9056</b>
	06/01-	K9K702	60			ALT, (-AC), ⇒09/2005 ALT, (AC), ⇒01/2005 ALT, (-AC), 09/2005⇒, ⇒11/2007 ALT, (AC), 01/2005⇒ ALT, FOR ALT: 110A, OE-NO 82 00 667	<b>5PK1135</b> <b>5PK1200</b> <b>6PK1200</b> <b>6PK1200</b> <b>AP9025</b>





## RENAULT

THALIA (LB0/1/2\_)

					608, FOR ALT: 125A, OE-NO 82 00 537 415 ALT, (Valeo), FOR ALT: 110A, ALT-No: <b>AP9025</b> TG11C034, TG11C064, FOR ALT: 125A, ALT-No: SG12B089, SG12B105 ALT, (Mitsubishi), FOR ALT: 110A, ALT-No: <b>AP9025</b> A002TC0982 ALT, FOR ALT: 120A, OE-NO 77 01 477 001 ALT, (Valeo), FOR ALT: 120A, ALT-No: <b>AP9056</b> SG12B038, SG12B103 <b>CT1035</b> CA <b>CT1035K1</b> CA, ⇨08/2003 <b>CT1035K2</b> CA, 09/2003⇨ <b>CT1035WP1</b> CA, ⇨08/2003 <b>CT1035WP2</b> CA, 09/2003⇨, ⇨03/2004 <b>CT1035WP3</b> CA, 04/2004⇨	
02/03-	K9K700, K9K714	50		<b>CT1035</b> <b>CT1035K1</b> <b>CT1035K2</b> <b>CT1035WP1</b> <b>CT1035WP2</b> <b>CT1035WP3</b>	ALT, (-AC), ⇨09/2005 ALT, (AC), ⇨01/2005 ALT, (-AC), 09/2005⇨, ⇨11/2007 ALT, (AC), 01/2005⇨ ALT, FOR ALT: 110A, OE-NO 82 00 667 608, FOR ALT: 125A, OE-NO 82 00 537 415 ALT, (Valeo), FOR ALT: 110A, ALT-No: <b>AP9025</b> TG11C034, TG11C064, FOR ALT: 125A, ALT-No: SG12B089, SG12B105 ALT, (Mitsubishi), FOR ALT: 110A, ALT-No: <b>AP9025</b> A002TC0982 CA <b>CT1035</b> CA, ⇨08/2003 <b>CT1035K1</b> CA, 09/2003⇨ <b>CT1035K2</b> CA, ⇨08/2003 <b>CT1035WP1</b> CA, 09/2003⇨, ⇨03/2004 <b>CT1035WP2</b> CA, 04/2004⇨	
06/01-10/03	K9K702	59		<b>CT1035</b> <b>CT1035K1</b> <b>CT1035K2</b> <b>CT1035WP1</b> <b>CT1035WP2</b> <b>CT1035WP3</b>	ALT, FOR ALT: 110A, OE-NO 82 00 667 415 608, FOR ALT: 125A, OE-NO 82 00 537 415 ALT, (Valeo), FOR ALT: 110A, ALT-No: <b>AP9025</b> TG11C034, TG11C064, FOR ALT: 125A, ALT-No: SG12B089, SG12B105 ALT, (Mitsubishi), FOR ALT: 110A, ALT-No: <b>AP9025</b> A002TC0982 ALT, FOR ALT: 120A, OE-NO 77 01 477 001 ALT, (Valeo), FOR ALT: 120A, ALT-No: <b>AP9056</b> SG12B038, SG12B103	
06/05-	K9K740	47		<b>CT1035</b> <b>CT1035K2</b> <b>CT1035WP2</b>	ALT, (-AC), 12/2007⇨ ALT, (-AC), ⇨12/2007 ALT, (AC) ALT, FOR ALT: 110A, OE-NO 82 00 667 608 ALT, (Valeo), FOR ALT: 110A, ALT-No: <b>AP9025</b> TG11C034, TG11C064 ALT, (Mitsubishi), FOR ALT: 110A, ALT-No: <b>AP9025</b> A002TC0982 CA <b>CT1035</b> CA <b>CT1035K2</b> CA <b>CT1035WP2</b> CA	
1.6 16V	04/02-	K4M740	79	1598	<b>CT1126</b> <b>CT1126K1</b>	ALT, (-AC) ALT, AC CA CA
1.9 D	02/98-05/01	F8Q630	48	1870	<b>CT949</b> <b>CT949K1</b> <b>CT949K2</b>	ALT, WP, AC ALT, WP, PS ALT CA CA CA
THALIA II (LU1/2_) 1.5 dCi	01/09-	K9K700	48	1461		ALT, FOR ALT: 110A, OE-NO 82 00 667 608, FOR ALT: 125A, OE-NO 82 00 537 415 ALT, (Valeo), FOR ALT: 110A, ALT-No: <b>AP9025</b> TG11C034, TG11C064, FOR ALT: 125A, ALT-No: SG12B089, SG12B105 ALT, (Mitsubishi), FOR ALT: 110A, ALT-No: <b>AP9025</b> A002TC0982

RENAULT




**RENAULT**
**THALIA II (LU1/2\_)**

↔	09/08-	K9K718	62			ALT, FOR ALT: 110A, OE-NO 82 00 667 608, FOR ALT: 125A, OE-NO 82 00 537 415	<b>AP9025</b>
						ALT, (Valeo), FOR ALT: 110A, ALT-No: TG11C034, TG11C064, FOR ALT: 125A, ALT-No: SG12B089, SG12B105	<b>AP9025</b>
		K9K740	47			ALT, (Mitsubishi), FOR ALT: 110A, ALT-No: A002TC0982	<b>AP9025</b>
						ALT, FOR ALT: 110A, OE-NO 82 00 667 608	<b>AP9025</b>
						ALT, (Valeo), FOR ALT: 110A, ALT-No: TG11C034, TG11C064	<b>AP9025</b>
						ALT, (Mitsubishi), FOR ALT: 110A, ALT-No: A002TC0982	<b>AP9025</b>

**TRAFIC Bus (T5, T6, T7)**

1.4	03/80-04/89	847700, 847701, C1J700	35	1397		ALT, MTR-CODE: 841 ALT, CH-NO TA, MTR-CODE: 841 ALT, MTR-CODE: 847	<b>AVX10X1013</b> <b>AVX10X1025</b> <b>AVX10X1225</b>
1.6	01/84-06/86	841705, A1M707, A1M708	48	1647		ALT, MTR-CODE: 841 ALT, CH-NO TA, MTR-CODE: 841 ALT, MTR-CODE: 847	<b>AVX10X1013</b> <b>AVX10X1025</b> <b>AVX10X1225</b>
1.7	06/86-04/89	F1N724	50	1721		ALT CA, ⇨12/1987 CA, ⇨12/1987 CA, 01/1988⇨ CA, 01/1988⇨	<b>5PK847</b>
2.0	07/80-04/85	829720	58	1995		ALT CA, ⇨MTR-NO 376908 CA CA, MTR-NO 376909⇨	<b>AVX10X1000</b>
	06/86-04/89	J5R716, J5R722, J5R726	59			ALT CA, MTR-CODE: J5R	<b>11,9X1013Ld</b>
2.0 4x4	06/86-04/89	J5R716, J5R722, J5R726	59	1995		ALT CA, MTR-CODE: J5R	<b>11,9X1013Ld</b>
2.1 D	03/80-04/89	852750	43	2068		ALT CA CA	<b>11,9X1013Ld</b>

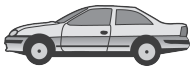
**TRAFIC Bus (TXW)**

1.7	08/92-08/94	F1N724	50	1721		ALT CA CA	<b>5PK847</b>
						<b>CT684</b> <b>CT684K1</b>	
1.9 D	06/97-03/01	F8Q606	44	1870		ALT CA CA CA CA	<b>6PK1138</b>
						<b>CT935</b> <b>CT935K1</b> <b>CT935K2</b>	
2.0	05/89-08/90	J5R726	59	1995		ALT CA, MTR-CODE: J5R	<b>11,9X1013Ld</b>
						<b>CT749</b>	
2.1 D	05/89-06/94	852720, 852750	43	2068		ALT CA CA	<b>11,9X1013Ld</b>
						<b>CT522</b> <b>CT522K1</b>	
	06/94-10/97	J8S620, J8S758	47			ALT CA CA	<b>11,9X1013Ld</b>
						<b>CT522</b> <b>CT522K1</b>	
2.2	05/89-06/94	J7T780	70	2165		ALT PS CA CA	<b>11,9X1013Ld</b> <b>11,9X758Ld</b>
						<b>CT750</b> <b>CT750K1</b>	
	06/94-10/97	J7T600	74			ALT PS CA CA	<b>11,9X1013Ld</b> <b>11,9X758Ld</b>
						<b>CT750</b> <b>CT750K1</b>	
2.5 D	05/89-03/01	8140.67.2500, 8140.67.2580, S8U750, S8U752, S8U758, 8140.67.2550	55	2499		ALT CA, 10/1990⇨, MTR-NO 1307401⇨ CA, MTR-NO 1307401⇨ CA, ⇨09/1990, ⇨MTR-NO 1307400 CA, ⇨MTR-NO 1307400	<b>AVX10X950</b>
						<b>CT1038</b> <b>CT1038K1</b> <b>CT731</b> <b>CT731K1</b>	
2.5 D 4x4	08/89-03/01	8140.67.2500, 8140.67.2580, S8U750, S8U752, S8U758, 8140.67.2550	55	2499		ALT CA, 10/1990⇨, MTR-NO 1307401⇨ CA, MTR-NO 1307401⇨ CA, ⇨09/1990, ⇨MTR-NO 1307400 CA, ⇨MTR-NO 1307400	<b>AVX10X950</b>
						<b>CT1038</b> <b>CT1038K1</b> <b>CT731</b> <b>CT731K1</b>	

**TRAFIC II Bus (JL)**

1.9 dCi	04/01-07/03	F9Q762	59	1870		ALT, (-AC), (-PTO) ALT, (AC) ALT, (-AC), (PTO) ALT, (Valeo), FOR ALT: 120A, ALT-No:	<b>5PK1125</b> <b>6PK1795</b> <b>6PK1830</b> <b>AP9039</b>
---------	-------------	--------	----	------	--	--	---





## RENAULT

TRAFIC II Bus (JL)

					<p>TG12B017, TG12B071, TG12B096, TG12B110, TG12B123, OE-NO 82 00 690 199, 82 00 538 407 ALT, (Valeo), FOR ALT: 120A, ALT-No: SG12B050, SG12B095, SG12B108, SG12B116, OE-NO 82 00 590 255, 82 00 538 815 CA, MTR-CODE: F9Q760, F9Q762 CA, MTR-CODE: F9Q760, F9Q762 CA, MTR-CODE: F9Q760, F9Q762 CA, MTR-CODE: F9Q760, F9Q762</p>	<p><b>AP9043</b></p>
1.9 dCi 100 (JL0C)	03/01-	F9Q760	74	1870	<p>CT1025 CT1025K1 CT1025WP1 CT1025WP2</p> <p>ALT, (-AC), (-PTO), ONLY WITH 82 00 386 451 ALT, (AC) ALT, (-AC), (PTO) ALT, (Valeo), FOR ALT: 120A, ALT-No: TG12B017, TG12B071, TG12B096, TG12B110, TG12B123, OE-NO 82 00 690 199, 82 00 538 407 ALT, (Valeo), FOR ALT: 120A, ALT-No: SG12B050, SG12B095, SG12B108, SG12B116, OE-NO 82 00 590 255, 82 00 538 815 (AC) CA, MTR-CODE: F9Q760, F9Q762 CA, MTR-CODE: F9Q760, F9Q762 CA, MTR-CODE: F9Q760, F9Q762 CA, MTR-CODE: F9Q760, F9Q762</p>	<p><b>5PK1125</b></p> <p><b>6PK1795</b> <b>6PK1830</b> <b>AP9039</b></p> <p><b>AP9043</b></p> <p><b>VD1101</b></p>
1.9 dCi 80 (JL0B)	03/01-	F9Q762	60	1870	<p>CT1025 CT1025K1 CT1025WP1 CT1025WP2</p> <p>ALT, (-AC), (-PTO), ONLY WITH 82 00 386 451 ALT, (AC) ALT, (-AC), (PTO) ALT, (Valeo), FOR ALT: 120A, ALT-No: TG12B017, TG12B071, TG12B096, TG12B110, TG12B123, OE-NO 82 00 690 199, 82 00 538 407 ALT, (Valeo), FOR ALT: 120A, ALT-No: SG12B050, SG12B095, SG12B108, SG12B116, OE-NO 82 00 590 255, 82 00 538 815 (AC) CA, MTR-CODE: F9Q760, F9Q762 CA, MTR-CODE: F9Q760, F9Q762 CA, MTR-CODE: F9Q760, F9Q762 CA, MTR-CODE: F9Q760, F9Q762</p>	<p><b>5PK1125</b></p> <p><b>6PK1795</b> <b>6PK1830</b> <b>AP9039</b></p> <p><b>AP9043</b></p> <p><b>VD1101</b></p>
2.0 (JL0A)	03/01-	F4R720, F4R722	88	1998	<p>CT1130</p> <p>ALT, (-AC) ALT, (AC) CA</p>	<p><b>6PK1125</b> <b>6PK1195</b></p>
2.0 16V	08/06-	F4R820	86	1998	<p>CT1130</p> <p>ALT, (-AC) ALT, (AC) CA</p>	<p><b>6PK1125</b> <b>6PK1195</b></p>
2.0 dCi 115 (JL0H)	08/06-	M9R780, M9R782, M9R786	84	1995	<p>CT1130</p> <p>ALT, (-AC) ALT, (AC)</p>	<p><b>7PK1741</b> <b>7PK1970</b></p>
2.0 dCi 90 (JL0H)	08/06-	M9R782	66	1995	<p>CT1130</p> <p>ALT, (-AC) ALT, (AC)</p>	<p><b>7PK1741</b> <b>7PK1970</b></p>
2.5 dCi 115	02/08-	G9U630	84	2464	<p>CT1046 CT1046K1</p> <p>ALT, (-AC) ALT, (AC), (-PTO) ALT, (AC), (PTO), OE-NO 8200833558 ALT, (AC) ALT, (-AC), (PTO), OE-NO 8200778717 CA CA</p>	<p><b>7PK1741</b> <b>7PK1970</b> <b>7PK1113</b> <b>7PK1795</b> <b>7PK1795</b> <b>7PK1834</b></p>
2.5 dCi 135 (JL0D)	05/03-	G9U730	99	2464	<p>CT1046 CT1046K1</p> <p>ALT, (-AC) ALT, (AC) ALT, (Valeo), FOR ALT: 120A, ALT-No: TG12B017, TG12B071, TG12B096, TG12B110, TG12B123, OE-NO 82 00 690 199, 82 00 538 407 CA CA</p>	<p><b>6PK1153</b> <b>6PK1795</b> <b>AP9039</b></p> <p><b>VD1109</b></p>
2.5 dCi 145 (JL0J)	08/06-	G9U630	107	2464	<p>CT1046</p> <p>ALT, (-AC), (-PTO) ALT, (AC), (PTO), OE-NO 8200833558 ALT, (AC) ALT, (-AC), (PTO), OE-NO 8200778717 ALT, (Bosch), FOR ALT: 150A, OE-NO 82 00 660 022 CA</p>	<p><b>7PK1113</b> <b>7PK1795</b> <b>7PK1795</b> <b>7PK1834</b> <b>AP9047</b></p>


**RENAULT**
**TRAFIC II Bus (JL)**

↩	2.5 DTi	03/03-07/03	G9U730	99	2463	<b>CT1046K1</b> CA	ALT, (-AC) ALT, (AC) ALT, (Valeo), FOR ALT: 120A, ALT-No: TG12B017, TG12B071, TG12B096, TG12B110, TG12B123, OE-NO 82 00 690 199, 82 00 538 407	<b>6PK1153</b> <b>6PK1795</b> <b>AP9039</b>
						<b>CT1046</b> CA		
						<b>CT1046K1</b> CA		

**TRAFIC II Kasten (FL)**

	1.9 dCi	04/01-07/03	F9Q762	59	1870	<b>CT1025</b> <b>CT1025K1</b> <b>CT1025WP1</b> <b>CT1025WP2</b>	ALT, (-AC), (-PTO) ALT, (AC) ALT, (-AC), (PTO) ALT, (Valeo), FOR ALT: 120A, ALT-No: TG12B017, TG12B071, TG12B096, TG12B110, TG12B123, OE-NO 82 00 690 199, 82 00 538 407 ALT, (Valeo), FOR ALT: 120A, ALT-No: SG12B050, SG12B095, SG12B108, SG12B116, OE-NO 82 00 590 255, 82 00 538 815 CA, MTR-CODE: F9Q760, F9Q762	<b>5PK1125</b> <b>6PK1795</b> <b>6PK1830</b> <b>AP9039</b>  <b>AP9043</b>
	1.9 dCi 100 (FL0C)	03/01-	F9Q760	74	1870	<b>CT1025</b> <b>CT1025K1</b> <b>CT1025WP1</b> <b>CT1025WP2</b>	ALT, (-AC), (-PTO), ONLY WITH 82 00 386 451 ALT, (AC) ALT, (-AC), (PTO) ALT, (Valeo), FOR ALT: 120A, ALT-No: TG12B017, TG12B071, TG12B096, TG12B110, TG12B123, OE-NO 82 00 690 199, 82 00 538 407 ALT, (Valeo), FOR ALT: 120A, ALT-No: SG12B050, SG12B095, SG12B108, SG12B116, OE-NO 82 00 590 255, 82 00 538 815 (AC) CA, MTR-CODE: F9Q760, F9Q762	<b>5PK1125</b>  <b>6PK1795</b> <b>6PK1830</b> <b>AP9039</b>  <b>AP9043</b>  <b>VD1101</b>
	1.9 dCi 80 (FL0B)	03/01-	F9Q760, F9Q762	60	1870	<b>CT1025</b> <b>CT1025K1</b> <b>CT1025WP1</b> <b>CT1025WP2</b>	ALT, (-AC), (-PTO), ONLY WITH 82 00 386 451 ALT, (AC) ALT, (-AC), (PTO) ALT, (Valeo), FOR ALT: 120A, ALT-No: TG12B017, TG12B071, TG12B096, TG12B110, TG12B123, OE-NO 82 00 690 199, 82 00 538 407 ALT, (Valeo), FOR ALT: 120A, ALT-No: SG12B050, SG12B095, SG12B108, SG12B116, OE-NO 82 00 590 255, 82 00 538 815 (AC) CA, MTR-CODE: F9Q760, F9Q762	<b>5PK1125</b>  <b>6PK1795</b> <b>6PK1830</b> <b>AP9039</b>  <b>AP9043</b>  <b>VD1101</b>
	2.0 (FL0A)	03/01-	F4R720, F4R722	88	1998	<b>CT1130</b>	ALT, (-AC) ALT, (AC) CA	<b>6PK1125</b> <b>6PK1195</b>
	2.0 16V	08/06-	F4R820	86	1998	<b>CT1130</b>	ALT, (-AC) ALT, (AC) CA	<b>6PK1125</b> <b>6PK1195</b>
	2.0 dCi 115 (FL0H)	08/06-	M9R780, M9R782, M9R786	84	1995		ALT, (-AC) ALT, (AC)	<b>7PK1741</b> <b>7PK1970</b>
	2.0 dCi 90 (FL0H)	08/06-	M9R780, M9R782	66	1995		ALT, (-AC) ALT, (AC)	<b>7PK1741</b> <b>7PK1970</b>
	2.5 dCi 135 (FL0D)	05/03-	G9U730	99	2464	<b>CT1046</b>	ALT, (-AC) ALT, (AC) ALT, (Valeo), FOR ALT: 120A, ALT-No: TG12B017, TG12B071, TG12B096, TG12B110, TG12B123, OE-NO 82 00 690 199, 82 00 538 407	<b>6PK1153</b> <b>6PK1795</b> <b>AP9039</b>  <b>VD1109</b>





# RENAULT

TRAFIC II Kasten (FL)						
↔					<b>CT1046K1</b> CA	
2.5 dCi 145 (FL0J)	08/06-	G9U630	107	2464		ALT, (-AC), (-PTO) ALT, (AC), (PTO), OE-NO 8200833558 ALT, (AC) ALT, (-AC), (PTO), OE-NO 8200778717 ALT, (Bosch), FOR ALT: 150A, OE-NO 82 00 660 022 <b>7PK1113</b> <b>7PK1795</b> <b>7PK1795</b> <b>7PK1834</b> <b>AP9047</b>
					<b>CT1046</b> <b>CT1046K1</b>	CA CA
2.5 DTi	03/03-07/03	G9U730	99	2463		ALT, (-AC) ALT, (AC) ALT, (Valeo), FOR ALT: 120A, ALT-No: TG12B017, TG12B071, TG12B096, TG12B110, TG12B123, OE-NO 82 00 690 199, 82 00 538 407 <b>6PK1153</b> <b>6PK1795</b> <b>AP9039</b>
					<b>CT1046</b> <b>CT1046K1</b>	CA CA
TRAFIC II Pritsche/Fahrgestell (EL)						
1.9 dCi	09/01-07/03	F9Q762	59	1870		ALT, (-AC), (-PTO) ALT, (AC) ALT, (-AC), (PTO) ALT, (Valeo), FOR ALT: 120A, ALT-No: TG12B017, TG12B071, TG12B096, TG12B110, TG12B123, OE-NO 82 00 690 199, 82 00 538 407 ALT, (Valeo), FOR ALT: 120A, ALT-No: SG12B050, SG12B095, SG12B108, SG12B116, OE-NO 82 00 590 255, 82 00 538 815 <b>5PK1125</b> <b>6PK1795</b> <b>6PK1830</b> <b>AP9039</b> <b>AP9043</b>
					<b>CT1025</b> <b>CT1025K1</b> <b>CT1025WP1</b> <b>CT1025WP2</b>	CA, MTR-CODE: F9Q760, F9Q762 CA, MTR-CODE: F9Q760, F9Q762 CA, MTR-CODE: F9Q760, F9Q762 CA, MTR-CODE: F9Q760, F9Q762
1.9 dCi 100 (ELOC)	03/01-	F9Q760	74	1870		ALT, (-AC), (-PTO), ONLY WITH 82 00 386 451 ALT, (AC) ALT, (-AC), (PTO) ALT, (Valeo), FOR ALT: 120A, ALT-No: TG12B017, TG12B071, TG12B096, TG12B110, TG12B123, OE-NO 82 00 690 199, 82 00 538 407 ALT, (Valeo), FOR ALT: 120A, ALT-No: SG12B050, SG12B095, SG12B108, SG12B116, OE-NO 82 00 590 255, 82 00 538 815 (AC) <b>5PK1125</b> <b>6PK1795</b> <b>6PK1830</b> <b>AP9039</b> <b>AP9043</b> <b>VD1101</b>
					<b>CT1025</b> <b>CT1025K1</b> <b>CT1025WP1</b> <b>CT1025WP2</b>	CA, MTR-CODE: F9Q760, F9Q762 CA, MTR-CODE: F9Q760, F9Q762 CA, MTR-CODE: F9Q760, F9Q762 CA, MTR-CODE: F9Q760, F9Q762
1.9 dCi 80 (ELOB)	03/01-	F9Q762	60	1870		ALT, (-AC), (-PTO), ONLY WITH 82 00 386 451 ALT, (AC) ALT, (-AC), (PTO) ALT, (Valeo), FOR ALT: 120A, ALT-No: TG12B017, TG12B071, TG12B096, TG12B110, TG12B123, OE-NO 82 00 690 199, 82 00 538 407 ALT, (Valeo), FOR ALT: 120A, ALT-No: SG12B050, SG12B095, SG12B108, SG12B116, OE-NO 82 00 590 255, 82 00 538 815 (AC) <b>5PK1125</b> <b>6PK1795</b> <b>6PK1830</b> <b>AP9039</b> <b>AP9043</b> <b>VD1101</b>
					<b>CT1025</b> <b>CT1025K1</b> <b>CT1025WP1</b> <b>CT1025WP2</b>	CA, MTR-CODE: F9Q760, F9Q762 CA, MTR-CODE: F9Q760, F9Q762 CA, MTR-CODE: F9Q760, F9Q762 CA, MTR-CODE: F9Q760, F9Q762
2.0 (ELOA)	03/01-	F4R720	88	1998		ALT, (-AC) ALT, (AC) <b>5PK1125</b> <b>6PK1795</b>
					<b>CT1130</b>	CA
2.0 dCi 115 (EL0H)	08/06-	M9R780, M9R782, M9R786	84	1995		ALT, (-AC) ALT, (AC) <b>7PK1741</b> <b>7PK1970</b>
2.0 dCi 90 (EL0H)	08/06-	M9R780, M9R782	66	1995		ALT, (-AC) ALT, (AC) <b>7PK1741</b> <b>7PK1970</b>
2.5 dCi	08/07-	G9U630	84	2463		ALT, (Bosch), FOR ALT: 150A, OE-NO 82 00 660 022 <b>AP9047</b>
2.5 dCi 135 (ELOD)	03/01-	G9U730	99	2463		ALT, (-AC), (-PTO) <b>6PK1153</b>

**RENAULT**




RENAULT

## RENAULT

### TRAFIC II Pritsche/Fahrgestell (EL)

						ALT, (AC) ALT, (Valeo), FOR ALT: 120A, ALT-No: TG12B017, TG12B071, TG12B096, TG12B110, TG12B123, OE-NO 82 00 690 199, 82 00 538 407	6PK1795 AP9039  VD1109
					CT1046 CT1046K1	CA CA	
2.5 dCi 145 (ELOJ)	08/06-	G9U630	107	2464		ALT, (-AC), (-PTO) ALT, (AC), (PTO), OE-NO 8200833558 ALT, (AC) ALT, (-AC), (PTO), OE-NO 8200778717 ALT, (Bosch), FOR ALT: 150A, OE-NO 82 00 660 022	7PK1113 7PK1795 7PK1795 7PK1834 AP9047
					CT1046 CT1046K1	CA CA	

### TRAFIC Kasten (T1, T3, T4)

1.4	03/80-04/89	847700, 847701, C1J700	35	1397		ALT, MTR-CODE: 841 ALT, CH-NO TA, MTR-CODE: 841 ALT, MTR-CODE: 847	AVX10X1013 AVX10X1025 AVX10X1225
1.6	01/83-06/86	A1M707, A1M708	48	1647		ALT, MTR-CODE: 841 ALT, CH-NO TA, MTR-CODE: 841 ALT, MTR-CODE: 847	AVX10X1013 AVX10X1025 AVX10X1225
1.7	06/86-04/89	F1N724	50	1721	CT553 CT553K1 CT684 CT684K1	ALT CA, ⇒12/1987 CA, ⇒12/1987 CA, 01/1988⇒ CA, 01/1988⇒	5PK847
2.0	07/80-04/85	829720	58	1995	CT647 CT647K1 CT749	ALT CA, ⇒MTR-NO 376908 CA CA, MTR-NO 376909⇒	AVX10X1000
					CT647 CT647K1 CT749	ALT CA, ⇒MTR-NO 376908 CA CA, MTR-NO 376909⇒	AVX10X1000
2.0 4x4	06/86-04/89	J5R716, J5R722, J5R726	59	1995	CT749	ALT CA, MTR-CODE: J5R	11,9X1013Ld
2.1 D	09/80-04/89	852750	43	2068	CT522 CT522K1	ALT CA CA	11,9X1013Ld
2.1 D 4x4	11/86-04/89	852750	43	2068	CT522 CT522K1	ALT CA CA	11,9X1013Ld

### TRAFIC Kasten (TXX)

1.7	08/92-08/94	F1N720	50	1721	CT684 CT684K1	ALT CA CA	5PK847
1.9 D	06/97-03/01	F8Q606	44	1870	CT935 CT935K1 CT935K2	ALT CA CA CA	6PK1138
2.0	05/89-08/90	J5R716	59	1995	CT749	ALT CA, MTR-CODE: J5R	11,9X1013Ld
2.1 D	05/89-06/94	852750	43	2068	CT522 CT522K1	ALT PS CA CA	11,9X1013Ld 11,9X758Ld
	06/94-10/97	J8S620, J8S758	47		CT522 CT522K1	ALT PS CA CA	11,9X1013Ld 11,9X758Ld
2.2	05/89-06/94	J7T780	70	2165	CT750 CT750K1	ALT PS CA CA	11,9X1013Ld 11,9X758Ld
	06/94-10/97	J7T600	74		CT750 CT750K1	ALT PS CA CA	11,9X1013Ld 11,9X758Ld
2.2 4x4	06/94-10/97	J7T600	74	2165	CT750 CT750K1	ALT PS CA CA	11,9X1013Ld 11,9X758Ld
	05/89-06/94	J7T780	70		CT749K1 CT750	PS ALT CA, 01/1991⇒ CA	11,9X758Ld AVX10X1000





<b>RENAULT</b>							
<b>TRAFIC Kasten (TXX)</b>							
↔ 2.5 D	05/89-03/01	8140.67.2500, 8140.67.2580, S8U750, S8U752, S8U758, 8140.67.2550	55	2499	<b>CT1038</b> <b>CT1038K1</b> <b>CT731</b> <b>CT731K1</b>	ALT CA, 10/1990⇒, MTR-NO 1307401⇒ CA, MTR-NO 1307401⇒ CA, ⇒09/1990, ⇒MTR-NO 1307400 CA, ⇒MTR-NO 1307400	<b>AVX10X950</b>
2.5 D 4x4	05/89-03/01	8140.67.2500, 8140.67.2580, S8U750, S8U752	55	2499	<b>CT1038</b> <b>CT1038K1</b> <b>CT731</b> <b>CT731K1</b>	ALT CA, 10/1990⇒, MTR-NO 1307401⇒ CA, MTR-NO 1307401⇒ CA, ⇒09/1990, ⇒MTR-NO 1307400 CA, ⇒MTR-NO 1307400	<b>AVX10X950</b>
<b>TRAFIC Pritsche/Fahrgestell (P6)</b>							
1.7	06/86-04/89	F1N722	50	1721	<b>CT553</b> <b>CT553K1</b> <b>CT684</b> <b>CT684K1</b>	ALT CA, ⇒12/1987 CA, ⇒01/1988 CA, 01/1988⇒ CA, 01/1988⇒	<b>5PK847</b>
2.0	03/80-12/86	829720, 829721	63	1995	<b>CT647</b> <b>CT647K1</b> <b>CT749</b>	ALT CA, ⇒MTR-NO 376907, MTR-CODE: 829 CA, ⇒MTR-NO 376907 CA, MTR-NO 376908⇒, MTR-CODE: 829	<b>AVX10X1000</b>
2.1 D	03/80-04/89	852720	43	2068	<b>CT522</b> <b>CT522K1</b>	ALT CA CA	<b>11,9X1013Ld</b>
2.5 D	03/80-04/89	S8U720, S8U722, 8140.61.240	51	2445	<b>CT731</b> <b>CT731K1</b>	ALT CA, ⇒MTR-NO 1307400 CA	<b>AVX10X950</b>
<b>TRAFIC Pritsche/Fahrgestell (PXX)</b>							
1.7	05/89-08/94	F1N722	50	1721	<b>CT684</b> <b>CT684K1</b>	ALT CA CA	<b>5PK847</b>
2.0 [RWD]	05/89-10/97	J5R726	59	1995	<b>CT749</b>	ALT CA	<b>AVX10X1000</b>
2.1 D [RWD]	05/89-06/94	852720	43	2068	<b>CT522</b> <b>CT522K1</b>	ALT PS CA CA	<b>11,9X1013Ld</b> <b>11,9X758Ld</b>
	06/94-10/97	J8S620, J8S758	47		<b>CT522</b> <b>CT522K1</b>	ALT PS CA CA	<b>11,9X1013Ld</b> <b>11,9X758Ld</b>
2.5 D	05/89-03/01	S8U720, S8U722, 8140.61.240	51	2445	<b>CT1038</b> <b>CT1038K1</b> <b>CT731</b> <b>CT731K1</b>	ALT CA, 10/1990⇒, MTR-NO 1307401⇒ CA, MTR-NO 1307401⇒ CA, ⇒09/1990, ⇒MTR-NO 1307400 CA, ⇒MTR-NO 1307400	<b>AVX10X950</b>
<b>TWINGO (C06.)</b>							
1.2	09/98-08/00	D7F702, D7F703, D7F704	44	1149	<b>CT915</b> <b>CT915K1</b> <b>CT915WP1</b>	ALT, (-AC), 04/2000⇒, MTR-CODE: D7F 702 ALT, MTR-CODE: D7F 703, D7F 704 ALT, (AC), 04/2000⇒, MTR-CODE: D7F 702 ALT, (-AC), ⇒04/2000, MTR-CODE: D7F 702 PS, (-AC), 04/2000⇒ PS, (AC), 04/2000⇒ ALT, (AC), ⇒04/2000, MTR-CODE: D7F 702 PS, (-AC), ⇒04/2000 PS, (AC), ⇒04/2000 CA CA CA	<b>3PK740</b> <b>3PK740</b> <b>4PK1538</b> <b>4PK735</b> <b>4PK905</b> <b>4PK925</b> <b>5PK1515</b> <b>5PK880</b> <b>5PK915</b>
1.2 (C063, C064)	03/93-10/96	C3G700, C3G702	40	1239		ALT, WP, (AC) AC ALT, WP, (-AC)	<b>4PK1165</b> <b>5PK900</b> <b>AVX10X1150</b>
1.2 (C066, C068)	05/96-	D7F700, D7F701, D7F702, D7F703, D7F704	43	1149	<b>CT915</b> <b>CT915K1</b> <b>CT915WP1</b>	ALT, 04/2000⇒, MTR-CODE: D7F 701, D7F 702 PS, (AC), MTR-CODE: D7F 702 ALT, ⇒04/2000, MTR-CODE: D7F 701, D7F 702 PS, (-AC), MTR-CODE: D7F 702 AC, 04/2000⇒ AC, ⇒04/2000 CA CA CA	<b>3PK740</b> <b>4PK1538</b> <b>4PK735</b> <b>4PK905</b> <b>4PK925</b> <b>5PK915</b>
1.2 (C067)	05/96-	D7F700, D7F701	40	1149		ALT, 11/2000⇒	<b>3PK740</b>

**RENAULT**



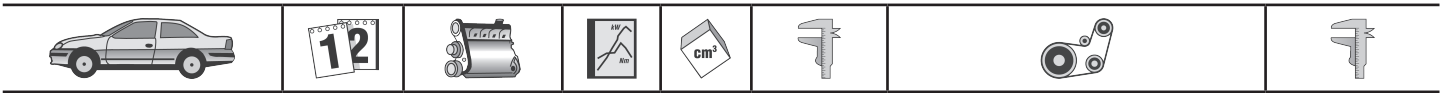
**RENAULT**
**TWINGO (C06\_)**

						PS, (AC), 04/2000⇒ ALT, ⇒10/2000 AC, (-PS), 11/2000⇒ PS, (AC), ⇒04/2000 AC, (-PS), ⇒10/2000	<b>4PK1538</b> <b>4PK735</b> <b>4PK925</b> <b>5PK1515</b> <b>5PK915</b>
					<b>CT915</b> <b>CT915K1</b> <b>CT915WP1</b>	CA CA CA	
1.2 16V (C060)	08/04-	D4F708	44	1149		ALT AC CA CA	<b>3PK740</b> <b>4PK925</b>
					<b>CT1045</b> <b>CT1045K1</b>	CA CA	
1.2 16V (C06C, C06D, C06K)	01/01-	D4F702	55	1149		ALT AC CA CA	<b>3PK740</b> <b>4PK925</b>
					<b>CT1045</b> <b>CT1045K1</b> <b>CT1045WP1</b>	CA CA CA	

**TWINGO (CN0\_)**

1.2 (CN0D)	03/07-	D7F800	43	1149		ALT, (AC) CA CA	<b>7PK1035</b>
					<b>CT915</b> <b>CT915K1</b>	CA CA	
1.2 16V (CN04, CN0A, CN0B)	03/07-	D4F772	55	1149		ALT, (AC) CA CA	<b>7PK1035</b>
					<b>CT1045</b> <b>CT1045K1</b>	CA CA	
1.2 16V (CN0K, CN0V)	03/07-	D4F772	56	1149		ALT, (AC) CA CA	<b>7PK1035</b>
					<b>CT1045</b> <b>CT1045K1</b>	CA CA	
1.2 TCe 100 (CN0P)	02/11-	D4F780	75	1149		ALT, (-AC) CA CA	<b>7PK1035</b>
					<b>CT1045</b> <b>CT1045K1</b>	CA CA	
1.2 Turbo (CN0C, CN0F)	03/07-	D4F780, D4F782	74	1149		ALT, (AC) CA CA	<b>7PK1035</b>
					<b>CT1045</b> <b>CT1045K1</b> <b>CT1045WP1</b>	CA CA CA	
1.5 dCi (CN0E)	03/07-	K9K740	47	1461		ALT ALT, FOR ALT: 110A, OE-NO 82 00 667 608 ALT, (Valeo), FOR ALT: 110A, ALT-No: TG11C034, TG11C064 ALT, (Mitsubishi), FOR ALT: 110A, ALT-No: A002TC0982	<b>6PK1200</b> <b>AP9025</b> <b>AP9025</b> <b>AP9025</b>
					<b>CT1035</b> <b>CT1035K2</b>	ALT CA	
1.5 dCi (CN0U)	04/08-	K9K718	62	1461		ALT ALT, FOR ALT: 110A, OE-NO 82 00 667 608, FOR ALT: 125A, OE-NO 82 00 537 415 ALT, (Valeo), FOR ALT: 110A, ALT-No: TG11C034, TG11C064, FOR ALT: 125A, ALT-No: SG12B089, SG12B105 ALT, (Mitsubishi), FOR ALT: 110A, ALT-No: A002TC0982 ALT, FOR ALT: 120A, OE-NO 77 01 477 001 ALT, (Valeo), FOR ALT: 120A, ALT-No: SG12B038, SG12B103	<b>6PK1200</b> <b>AP9025</b> <b>AP9025</b> <b>AP9025</b> <b>AP9056</b> <b>AP9056</b>
					<b>CT1035</b> <b>CT1035K2</b> <b>CT1035WP3</b>	CA CA CA	
1.5 dCi 75	10/10-	K9K820	55	1461		ALT, (-AC) ALT, (AC) ALT, FOR ALT: 110A, OE-NO 82 00 667 608, FOR ALT: 125A, OE-NO 82 00 537 415 ALT, (Valeo), FOR ALT: 110A, ALT-No: TG11C034, TG11C064, FOR ALT: 125A, ALT-No: SG12B089, SG12B105 ALT, (Mitsubishi), FOR ALT: 110A, ALT-No: A002TC0982	<b>6PK1130</b> <b>6PK1200</b> <b>AP9025</b> <b>AP9025</b> <b>AP9025</b>
						ALT, (Mitsubishi), FOR ALT: 110A, ALT-No: A002TC0982	<b>AP9025</b>
1.5 dCi 90	10/10-	K9K830	63	1461		ALT, (-AC) ALT, (AC) ALT, FOR ALT: 110A, OE-NO 82 00 667 608, FOR ALT: 125A, OE-NO 82 00 537 415 ALT, (Valeo), FOR ALT: 110A, ALT-No: TG11C034, TG11C064, FOR ALT: 125A, ALT-No: SG12B089, SG12B105 ALT, (Mitsubishi), FOR ALT: 110A, ALT-No:	<b>6PK1130</b> <b>6PK1200</b> <b>AP9025</b> <b>AP9025</b> <b>AP9025</b>
						ALT, (Mitsubishi), FOR ALT: 110A, ALT-No:	<b>AP9025</b>





## RENAULT

TWINGO (CN0_)							
↔						A002TC0982	
1.6 RS (CN0N, CN0R, CN0S)	05/08-	K4M854	98	1598	CT1126	ALT CA	6PK1200
TWINGO Kasten (S06_)							
1.2 (S063, S064)	03/93-05/96	C3G700, C3G702	40	1239		ALT, WP, (AC) AC ALT, WP, (-AC)	4PK1165 5PK900 AVX10X1150
1.2 (S066, S068)	05/96-	D7F700, D7F701, D7F702, D7F703, D7F704, D7F706	43	1149	CT915 CT915K1 CT915WP1	ALT, (AC), MTR-CODE: C3G ALT, MTR-CODE: D7F AC, MTR-CODE: C3G ALT, MTR-CODE: C3G CA, MTR-CODE: D7F CA CA	4PK1165 4PK735 5PK900 AVX10X1155
VEL SATIS (BJ0_)							
2.0 16 V Turbo	04/04-	F4R766, F4R767	125	1998	CT1130 CT1130K2 CT1130WP1	ALT CA, MTR-CODE: F4R766, F4R767 CA CA	7PK1795
2.0 16V Turbo (BJ0K)	06/02-	F4R762, F4R763	120	1998	CT1130 CT1130K2 CT1130WP1	ALT CA CA CA	6PK1795
2.0 dCi (BJ03)	08/05-	M9R760	110	1995		ALT	7PK1970
2.0 dCi (BJ03, BJ0B)	01/06-	M9R760, M9R762, M9R763	127	1995		ALT	7PK1970
2.0 Turbo	04/05-	F4R867	108	1998	CT1130 CT1130K2	ALT CA CA	7PK1795
2.2 dCi (BJ0E, BJ0F)	06/02-	G9T702, G9T703	110	2188	CT1046 CT1046K1	ALT CA CA	6PK1780 VD1109
2.2 dCi (BJ0E, BJ0F, BJ0G, BJ0H)	09/04-	G9T702, G9T600, G9T700, G9T606, G9T607	102	2188	CT1046 CT1046K1	ALT CA CA	6PK1780 VD1109
2.2 dCi (BJ0H)	04/04-	G9T600	85	2188	CT1046 CT1046K1	ALT CA CA	6PK1780 VD1109
3.0 dCi (BJ0J, BJ0N)	06/02-	P9X701	130	2958	CT1079 CT1079K1	ALT CA CA	6PK1920
3.0 dCi (BJ0S)	06/06-	P9X715	133	2958	CT1079 CT1079K1	CA CA CA	
3.5 (BJ01)	10/04-	V4Y715	170	3498		AC ALT	4PK775 6PK1100
3.5 V6 (BJ0R, BJ0V, BJ0U)	06/02-	V4Y701, V4Y711	177	3498		AC ALT, MTR-CODE: V4Y701 ALT, MTR-CODE: V4Y711	4PK775 6PK1100 6PK1105
WIND (E4M_)							
1.2 (E4MF)	07/10-	D4F782	74	1149	CT1045 CT1045K1	ALT, (AC) ALT, (-AC) CA CA	7PK1035 7PK880
1.2 TCe 100 (E4MA)	02/11-	D4F780	75	1149	CT1045 CT1045K1	ALT, (AC) ALT, (-AC) CA CA	7PK1035 7PK880
1.6 (E4MB, E4MC)	07/10-	K4M854	98	1598		ALT	6PK1200

## RENAULT TRUCKS

MASCOTT Kasten/Kombi							
110.35	01/99-06/04	8140.43.C.2586, 8140.43.B.3586, 8140.43.B.3588	78	2800	CT1038K1	MTR-CODE: 8140.43.C.2586	
110.50	01/99-06/04	8140.43.C.2586, 8140.43.B.3586, 8140.43.B.3588	78	2800	CT1038K1	MTR-CODE: 8140.43.C.2586	
110.55	01/99-06/04	8140.43.C.2586, 8140.43.B.3586, 8140.43.B.3588	78	2800	CT1038K1	MTR-CODE: 8140.43.C.2586	
130.35	01/99-06/04	8140.43.S.2585, 8140.43.S.3585	92	2800	CT1038K1	MTR-CODE: 8140.43.S.2585	






**ROVER**

## RENAULT TRUCKS

### MASCOTT Kasten/Kombi

↩ 130.55	01/99-06/04	8140.43.S.2585, 8140.43.S.3585	92	2800	CT1038K1	MTR-CODE: 8140.43.S.2585
140.35	01/01-06/04	8140-43k	103	2800	CT1038K1	
140.55	01/01-06/04	8140-43k	103	2800	CT1038K1	
90.35	01/99-12/01	8140.63.2585	63	2800	CT1038K1	

### MASCOTT Kipper

110	01/00-06/04	8140.43.C.2586, 8140.43.B.3586, 8140.43.B.3588	78	2800	CT1038K1	MTR-CODE: 8140.43.C.2586
90	01/00-06/04	8140.43.C.2586, 8140.43.B.3586, 8140.43.B.3588	78	2800	CT1038K1	MTR-CODE: 8140.43.C.2586

### MASCOTT Pritsche/Fahrgestell

110	01/99-06/04	8140.43.C.2586, 8140.43.B.3586, 8140.43.B.3588	78	2800	CT1038K1 CT1038K1 CT1038K1 CT1038K1	MTR-CODE: 8140.43.C.2586 MTR-CODE: 8140.43.C.2586 MTR-CODE: 8140.43.C.2586 MTR-CODE: 8140.43.C.2586
130	01/99-06/04	8140.43.S.2585, 8140.43.S.3585	92	2800	CT1038K1 CT1038K1 CT1038K1	MTR-CODE: 8140.43.S.2585 MTR-CODE: 8140.43.S.2585 MTR-CODE: 8140.43.S.2585
140	01/01-06/04	8140-43k	103	2800	CT1038K1 CT1038K1 CT1038K1	
90	01/99-12/01	8140.63.2585	63	2800	CT1038K1	

## ROEWE (SAIC)

550	1.8 Turbo	06/08-	18K4G	118	1796	CT485	PS CA	3PK740
750	1.8 Turbo	03/08-		118	1796	CT485	PS CA	3PK740
	2.5	01/07-	25K4F	135	2497		ALT	6PK1560

## ROVER

### 100 (METRO) (XP)

111 C/L/S	03/90-12/98	11K2D, 11K2A	44	1119	CT707 CT707K1	ALT ALT, (CARB) CA CA	4PK735 4PK775
114 D	10/92-12/94	TUD3	38	1361	CT710 CT710K1	ALT CA CA	AVX10X700
114 GSi	10/94-10/95	14K4F	76	1396	CT708 CT708K1	ALT CA, (MECH-TP) CA	4PK735
114 GTI 16V	03/90-08/91	14K4C, 14K4D	69	1396	CT708 CT708K1	ALT CA, (MECH-TP) CA	4PK735
	08/91-12/98	14K4F	76		CT708 CT708K1	ALT CA CA	4PK735
114 GTI/GT 16V KAT	03/90-12/98	14K4C, 14K4D	66	1396	CT707	ALT ALT, (CARB) CA	4PK735 4PK775
114 S/L/GTA	03/90-12/98	14K2A, 14K2D	55	1396	CT707 CT707K1	ALT ALT, (CARB) CA CA	4PK735 4PK775
115 D	12/94-12/98	TUD5	42	1527	CT906 CT906K1	ALT ALT, PS CA CA	5PK775 5PK962

### 100 Cabriolet (XP)

111	04/94-10/97	11K2D	44	1119	CT707 CT707K1	ALT ALT, (CARB) CA CA	4PK735 4PK775
114	03/97-10/98	14K4F	75	1396	CT708 CT708K1 CT974	ALT CA, (MECH-TP) CA, MTR-CODE: 14K4 CA	4PK735
	04/94-10/97	14K2A, 14K2D	55		CT707 CT707K1	ALT ALT, (CARB) CA CA	4PK735 4PK775





## ROVER

200 (RF)							
211	01/98-03/00	11K2D	44	1119	CT707 CT707K1	ALT, (AC), ⇒CH-NO YD471564 ALT, (AC), CH-NO YD471565⇒ ALT, (-AC) CA, MTR-CODE: 11K2A, 11K2D CA, MTR-CODE: 11K2A, 11K2D	5PK1150 5PK1165 5PK736
214 i	11/95-03/00	14K2F	55	1396	CT707 CT707K1 CT708  CT974	PS ALT, AC ALT CA, ENGINE: 8V CA CA, ENGINE: 16V, ⇒MTR-NO 14K4FK76646037, 14K4FF77655217, 16K4FK79654922, 16K4FK80655076 CA, ENGINE: 16V, MTR-NO 14K4FK76646038⇒, 14K4FF77655218⇒, 16K4FK79654923⇒, 16K4FK80655077⇒	3PK760 5PK1145 5PK736
214 Si	11/95-03/00	14K4F	76	1396	CT707 CT708  CT708K1  CT974  CT974K1	PS ALT, AC ALT CA, ENGINE: 8V CA, ENGINE: 16V, ⇒MTR-NO 14K4FK76646037, 14K4FF77655217, 16K4FK79654922, 16K4FK80655076 CA, ENGINE: 16V, ⇒MTR-NO 14K4FK76646037, 14K4FF77655217, 16K4FK79654922, 16K4FK80655076 CA, ENGINE: 16V, MTR-NO 14K4FK76646038⇒, 14K4FF77655218⇒, 16K4FK79654923⇒, 16K4FK80655077⇒ CA, ENGINE: 16V, MTR-NO 14K4FK76646038⇒, 14K4FF77655218⇒, 16K4FK79654923⇒, 16K4FK80655077⇒	3PK750 5PK1145 5PK736
216 Si	11/95-03/00	16K4F	82	1588	CT707 CT708  CT708K1 CT974  CT974K1	PS ALT, AC ALT CA, ENGINE: 8V CA, ENGINE: 16V, (MECH-TP), ⇒MTR-NO 16K4FK79654922, 16K4FK80655076, ⇒08/1998 CA, (MECH-TP), ⇒08/1998 CA, ENGINE: 16V, (AUTOM-TP), MTR-NO 16K4FK79654923⇒, 16K4FK80655077⇒, 09/1998⇒ CA, (AUTOM-TP), 09/1998⇒	3PK750 5PK1145 5PK736
218 K Vi	11/95-03/00	18K4K	107	1796	CT1112 CT929 CT929K2	PS ALT, AC ALT CA CA CA	3PK750 5PK1145 5PK736
220 D/SD	11/95-03/00	20T2R	63	1994	CT1041 CT1041K1 CT1042 CT1042K1  CT950 CT950K1 CT954 CT954K1	ALT, (-AC) ALT, (AC) CA, CH-NO YD471565⇒ CA, CH-NO YD471565⇒, MTR-NO 8368⇒ INJP, CH-NO YD471565⇒ INJP, CH-NO YD471565⇒, MTR-NO 8368⇒ INJP, ⇒CH-NO YD471564 INJP, ⇒CH-NO YD471564 CA, ⇒CH-NO YD471564 CA, ⇒CH-NO YD471564	6PK1185 6PK1460
220 SDi	11/95-03/00	20T2N	77	1994	CT1041 CT1041K1 CT1042 CT1042K1  CT950 CT950K1 CT954 CT954K1	ALT, (-AC) ALT, (AC) CA, CH-NO YD471565⇒ CA, CH-NO YD471565⇒, MTR-NO 8368⇒ INJP, CH-NO YD471565⇒ INJP, CH-NO YD471565⇒, MTR-NO 8368⇒ INJP, ⇒CH-NO YD471564 INJP, ⇒CH-NO YD471564 CA, ⇒CH-NO YD471564 CA, ⇒CH-NO YD471564	6PK1185 6PK1460
200 (XH)							
213 S	09/85-09/89	EV2	54	1342	CT546 CT546K1	ALT, (-AC), ⇒MTR-NO EV21240801 ALT, (AC) ALT, (-AC), MTR-NO EV21240802⇒ CA CA	3PK735 3PK750 3PK760

**ROVER**




ROVER

**ROVER**

<b>200 (XH)</b>							
↔ 216	03/85-09/89	16H	61	1598		ALT, MTR-NO A54A104747⇒, A55A101324⇒, A56A100144⇒, B08A101310⇒	4PK735
						ALT, ⇒MTR-NO A54A104746, A55A101323, A56A100143, B08A101309	4PK760
						ALT, AC	4PK925
216 Vitesse	03/85-09/89	16H	75	1598		ALT, (-AC), MTR-NO A54A104747⇒, A55A101324⇒, A56A100144⇒, B08A101310⇒	4PK735
						ALT, (-AC), ⇒MTR-NO A54A104746, A55A101323, A56A100143, B08A101309	4PK760
						ALT, (AC)	4PK925
<b>200 Coupe (XW)</b>							
216	10/92-06/99	D16A8	90	1590		ALT, ⇒CH-NO 605481 ALT, CH-NO 605482⇒ AC, 10/1992⇒ AC, ⇒10/1992 PS, ENGINE: SOHC PS, ENGINE: DOHC CA, ENGINE: SOHC CA, ENGINE: DOHC	3PK760 3PK785 4PK810 4PK875 AVX10X888 AVX10X935
					CT763 CT773 CT773K1		
220 GSi	05/94-06/99	20T4H	100	1994		ALT ALT, AC CA CA	5PK1165 6PK1448
					CT803 CT803K1		
220 Turbo	10/92-06/99	20T4G	147	1994		ALT, ⇒10/1992 ALT, 10/1992⇒ ALT, AC CA, ⇒10/1992 CA, 10/1992⇒ CA	5PK1145 5PK1165 6PK1448
					CT543 CT803 CT803K1		
<b>200 Hatchback (XW)</b>							
214	09/93-10/95	14K2A, 14K2D	55	1396		PS ALT, (-AC) ALT, (AC) CA, ENGINE: 8V CA CA, ENGINE: 16V	3PK750 4PK735 5PK1145
					CT707 CT707K1 CT708		
214 GSi/Si	12/92-10/95	14K4F	76	1396		PS ALT, (-AC) ALT, (AC) CA, ENGINE: 8V CA, ENGINE: 16V CA	3PK750 4PK735 5PK1145
					CT707 CT708 CT708K1		
	01/90-10/95	14K4C	70			PS ALT, (-AC) ALT, (AC) CA, ENGINE: 8V CA, ENGINE: 16V CA	3PK750 4PK735 5PK1145
					CT707 CT708 CT708K1		
214 Si/Gsi	10/89-10/95	14K4C, 14K4D	66	1396		PS ALT, (-AC) ALT, (AC) CA, ENGINE: 8V CA, ENGINE: 16V CA	3PK750 4PK735 5PK1145
					CT707 CT708 CT708K1		
216 GSi	10/89-10/95	D16Z2	82	1590		ALT, ⇒CH-NO 605481 ALT, CH-NO 605482⇒ AC, 10/1992⇒ AC, ⇒10/1992 PS, ENGINE: SOHC PS, ENGINE: DOHC CA, ENGINE: SOHC CA, ENGINE: DOHC	3PK760 3PK785 4PK810 4PK875 AVX10X888 AVX10X935
					CT763 CT763K1 CT773		
		D16A7	85			ALT, ⇒CH-NO 605481 ALT, CH-NO 605482⇒ AC, 10/1992⇒ AC, ⇒10/1992 PS, ENGINE: SOHC PS, ENGINE: DOHC CA, ENGINE: SOHC CA, ENGINE: DOHC	3PK760 3PK785 4PK810 4PK875 AVX10X888 AVX10X935
					CT763 CT773		
216 GTi	09/90-10/95	D16A8	90	1590		ALT, ⇒CH-NO 605481 ALT, CH-NO 605482⇒ AC, 10/1992⇒ AC, ⇒10/1992	3PK760 3PK785 4PK810 4PK875





# ROVER

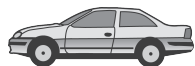
200 Hatchback (XW)							
						PS, ENGINE: SOHC PS, ENGINE: DOHC CA, ENGINE: SOHC CA, ENGINE: DOHC CA	AVX10X888 AVX10X935
218 D	09/91-10/95		52	1905	CT763 CT773 CT773K1	ALT VACP PS CA	5PK698 AVX10X505 AVX10X715
					CT1061 CT1061K1 CT1061K2	CA CA, ⇨10/1992 CA, 11/1992⇨, MTR-CODE: D9B	
218 TD	09/91-10/95	XUD7TE	65	1769		ALT VACP PS CA	5PK698 AVX10X505 AVX10X715
					CT1061 CT1061K1 CT1061K2	CA CA, ⇨10/1992 CA, 11/1992⇨	
220 GTi	01/93-10/95	20T4H	100	1994		ALT ALT, AC CA CA	5PK1165 6PK1448
					CT803 CT803K1		
	09/91-10/95	20M4F	103			ALT, ⇨10/1992 ALT, 10/1992⇨ ALT, AC CA, ⇨10/1992 CA, 10/1992⇨ CA	5PK1145 5PK1165 6PK1448
					CT543 CT803 CT803K1		
220 Turbo	01/93-10/95	20T4G	147	1994		ALT ALT, AC CA CA	5PK1165 6PK1448
					CT803 CT803K1		
2000-3500 Hatchback (SD1)							
2000	10/82-10/86		74	1994		PS ALT	AVX10X1100 AVX10X925
2600	09/77-10/82	12C, 13C	99	2597		ALT PS AC CA	AVX10X935 AVX10X975 AVX13X1075
					CT698		
2600 S	10/82-10/86	12C, 13C	93	2597		ALT PS AC CA	AVX10X935 AVX10X975 AVX13X1075
					CT698		
3500	06/76-10/86	39A, 38A	115	3528		ALT, (AC) AC ALT PS	AVX10X1125 AVX13X1075 AVX13X1175 AVX13X850
3500 Vitesse	10/82-10/86	31A, 30A	142	3528		ALT ALT, AC PS	AVX10X1125 AVX13X1175 AVX13X850
2200-3500 (P6)							
2200 (TC)	09/63-05/76		83	2160		ALT	AVX10X900
3500	04/68-05/76		104	3528		ALT PS	AVX10X1150 AVX13X818
			110	3532		ALT PS	AVX10X1150 AVX13X825
25 (RF)							
1.1 16V	01/04-05/05	11K4F	55	1119		PS ALT, (AC), ⇨CH-NO YD471564 ALT, (AC), CH-NO YD471565⇨ ALT, (-AC) CA CA	3PK750 5PK1145 5PK1165 5PK736
					CT974 CT974K1		
1.4 16V	10/99-05/05	14K4M	62	1396		PS ALT, AC, ⇨CH-NO YD471564 ALT, AC, CH-NO YD471565⇨ ALT, (-AC) CA, (MECH-TP) CA CA, (AUTOM-TP) CA, (AUTOM-TP)	3PK750 5PK1145 5PK1165 5PK736
					CT708 CT708K1 CT974 CT974K1		
		14K4F	76			PS ALT, (AC), ⇨CH-NO YD471564 ALT, (AC), CH-NO YD471565⇨ ALT, (-AC) CA, (MECH-TP) CA, (MECH-TP) CA, (AUTOM-TP) CA, (AUTOM-TP)	3PK750 5PK1145 5PK1165 5PK736
					CT708 CT708K1 CT974 CT974K1		

**ROVER**


**ROVER**
**ROVER**

25 (RF) ↔ 1.6 16V	10/99-05/05	16K4F	80	1588		PS ALT, (AC), ⇒CH-NO YD471564 ALT, (AC), CH-NO YD471565⇒ ALT, (-AC)	3PK750 5PK1145 5PK1165 5PK736
					CT708	CA, (MECH-TP), ⇒MTR-NO 16K4FL34-149202	
					CT708K1	CA, (MECH-TP), ⇒MTR-NO 16K4FL34-149202	
					CT974	CA, (AUTOM-TP), MTR-NO 16K4FL34-149203⇒	
1.8 16V	10/99-05/05	18K4F	85	1796		PS ALT, (AC), ⇒CH-NO YD471564 ALT, (AC), CH-NO YD471565⇒ ALT, (-AC)	3PK750 5PK1145 5PK1165 5PK736
					CT708	CA, (MECH-TP), ⇒MTR-NO 16K4FL34-149202	
					CT708K1	CA, (MECH-TP), ⇒MTR-NO 16K4FL34-149202	
					CT974	CA, (AUTOM-TP), MTR-NO 16K4FL34-149203⇒	
2.0 iDT	10/99-05/05	20T2N	74	1994		CA, (AUTOM-TP), MTR-NO 16K4FL34-149203⇒	
					CT1112	PS	3PK750
					CT929	ALT, AC	5PK1145
					CT929K2	ALT	5PK736
400 (RT) 414 Si	05/95-03/00	14K4F	76	1396		ALT, (-AC), ⇒02/1996 ALT, (AC), ⇒CH-NO YD471063 ALT, (AC), CH-NO YD471064⇒ ALT, (-AC), 03/1996⇒	3PK750 4PK735 5PK1145 5PK1200 5PK736
					CT708	CA, ⇒CH-NO 646036, 655216	
					CT708K1	CA, ⇒CH-NO 646036, 655216	
					CT974	CA, CH-NO 646037, 655217⇒	
416 Si	05/95-03/00	16K4F	82	1588		INJP, CH-NO YD471565⇒, MTR-NO 8368⇒ INJP, CH-NO YD471565⇒, MTR-NO 8368⇒ INJP, ⇒CH-NO YD471564 INJP, ⇒CH-NO YD471564	6PK1185 6PK1460
					CT1041	ALT, (-AC) ALT, (AC)	
					CT1041K1	CA, CH-NO YD471565⇒	
					CT1042	CA, CH-NO YD471565⇒, MTR-NO 8368⇒	
400 (RT) 416 Si	05/95-03/00	16K4F	82	1588		INJP, ⇒CH-NO YD471564 INJP, ⇒CH-NO YD471564 CA, ⇒CH-NO YD471564 CA, ⇒CH-NO YD471564	3PK750 4PK735 5PK1145 5PK1200 5PK736
					CT950	PS	3PK760
					CT950K1	ALT, AC	5PK1145
					CT954	ALT	5PK736
400 (RT) 416 Si	05/95-03/00	16K4F	82	1588		CA, MTR-CODE: 16K4F, ⇒MTR-NO 79654922, ⇒08/1998, (MANL-TP) CA, MTR-CODE: 16K4F, ⇒MTR-NO 79654922, ⇒08/1998, (MANL-TP) CA, (AUTOM) CA, MTR-CODE: 16K4F, MTR-NO 79654923⇒, 09/1998⇒, (AUTOM-TP) CA, MTR-CODE: 16K4F, MTR-NO 79654923⇒, (AUTOM-TP), 09/1998⇒	3PK760 5PK1145 5PK736
					CT708	CA, MTR-CODE: 16K4F, ⇒MTR-NO 79654922, ⇒08/1998, (MANL-TP)	
					CT708K1	CA, MTR-CODE: 16K4F, ⇒MTR-NO 79654922, ⇒08/1998, (MANL-TP)	
					CT974	CA, (AUTOM)	
400 (RT) 416 Si	05/95-03/00	16K4F	82	1588		CA, MTR-CODE: 16K4F, MTR-NO 79654923⇒, 09/1998⇒, (AUTOM-TP) CA, MTR-CODE: 16K4F, MTR-NO 79654923⇒, (AUTOM-TP), 09/1998⇒	3PK760 5PK1145 5PK736
					CT763	ALT, ⇒CH-NO AD605481	4PK760
					CT974	ALT, CH-NO AD605482⇒ AC, ⇒CH-NO AD250028 PS, ⇒CH-NO AD250028 AC, CH-NO AD250029⇒ PS, CH-NO AD250029⇒	4PK785 4PK795 4PK810 4PK825 4PK870
					CT974K1	CA, CH-NO 646037, 655217⇒	
400 (RT) 420 D	11/95-03/00	20T2R	63	1994		CA, (AUTOM) CA, MTR-CODE: D16B2 CA, MTR-CODE: D16B2 CA, MTR-CODE: D16B2, OE-NO LHN100690	4PK760 4PK785 4PK795 4PK810 4PK825 4PK870
					CT708	ALT, ⇒CH-NO AD605481	4PK760
					CT763	ALT, CH-NO AD605482⇒ AC, ⇒CH-NO AD250028 PS, ⇒CH-NO AD250028 AC, CH-NO AD250029⇒ PS, CH-NO AD250029⇒	4PK785 4PK795 4PK810 4PK825 4PK870
					CT862	CA, (AUTOM)	
400 (RT) 420 D	11/95-03/00	20T2R	63	1994		CA, MTR-CODE: D16B2 CA, MTR-CODE: D16B2 CA, MTR-CODE: D16B2, OE-NO LHN100690	4PK760 4PK785 4PK795 4PK810 4PK825 4PK870
					CT862K1	ALT, ⇒CH-NO AD605481	4PK760
					CT863	ALT, CH-NO AD605482⇒ AC, ⇒CH-NO AD250028 PS, ⇒CH-NO AD250028 AC, CH-NO AD250029⇒ PS, CH-NO AD250029⇒	4PK785 4PK795 4PK810 4PK825 4PK870
					CT1041	CA, (AUTOM)	
400 (RT) 420 D	11/95-03/00	20T2R	63	1994		CA, MTR-CODE: D16B2 CA, MTR-CODE: D16B2 CA, MTR-CODE: D16B2, OE-NO LHN100690	4PK760 4PK785 4PK795 4PK810 4PK825 4PK870
					CT1041	ALT, (-AC) ALT, (AC) CA, CH-NO YD471565⇒	6PK1185 6PK1460





## ROVER

**400 (RT)**

					<b>CT1041K1</b> CA, CH-NO YD471565⇒, MTR-NO 9370⇒ <b>CT1042</b> INJP, CH-NO YD471565⇒ <b>CT1042K1</b> INJP, CH-NO YD471565⇒, MTR-NO 9370⇒  <b>CT950</b> INJP, ⇒CH-NO YD471564 <b>CT950K1</b> INJP, ⇒CH-NO YD471564 <b>CT954</b> CA, ⇒CH-NO YD471564 <b>CT954K1</b> CA, ⇒CH-NO YD471564	
420 Di	05/95-03/00	20T2N	77	1994	<b>CT1041</b> ALT, (-AC) <b>CT1041K1</b> ALT, (AC) <b>CT1042</b> CA, CH-NO YD471064⇒ <b>CT1042K1</b> CA, CH-NO YD471064⇒, MTR-NO 9370⇒ <b>CT950</b> INJP, ⇒CH-NO YD471063 <b>CT950K1</b> INJP, ⇒CH-NO YD471063 <b>CT954</b> CA, ⇒CH-NO YD471063 <b>CT954K1</b> CA, ⇒CH-NO YD471063	<b>6PK1185</b> <b>6PK1460</b>
420 Si Lux	12/95-03/00	20T4H	100	1994	<b>CT803</b> ALT <b>CT803K1</b> ALT, AC CA CA	<b>5PK1165</b> <b>6PK1448</b>

**400 (XW)**

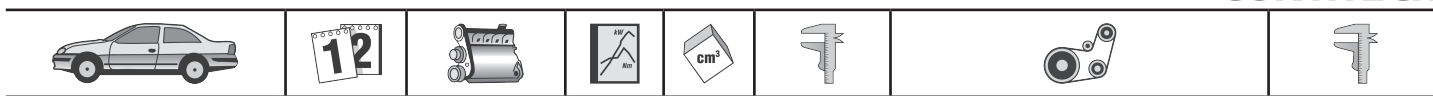
414	01/93-04/95	14K4C	70	1396	<b>CT708</b> PS <b>CT708K1</b> ALT, (-AC) ALT, (AC) CA CA	<b>3PK750</b> <b>4PK750</b> <b>5PK1150</b>
414 GSI/SI	04/90-04/95	14K4C, 14K4D	66	1396	<b>CT707</b> PS <b>CT708</b> ALT, (-AC) <b>CT708K1</b> ALT, (AC) CA, ENGINE: 8V CA, ENGINE: 16V CA	<b>3PK750</b> <b>4PK735</b> <b>5PK1145</b>
414 GSI/SI KAT	01/93-04/95	14K4F	76	1396	<b>CT707</b> PS <b>CT708</b> ALT, (-AC) <b>CT708K1</b> ALT, (AC) CA, ENGINE: 8V CA, ENGINE: 16V CA	<b>3PK750</b> <b>4PK735</b> <b>5PK1145</b>
416 GSI	04/90-04/95	D16Z2	82	1590	<b>CT763</b> ALT, ⇒CH-NO 605481 <b>CT763K1</b> ALT, CH-NO 605482⇒ <b>CT773</b> AC, 10/1992⇒ AC, ⇒10/1992 PS, ENGINE: DOHC CA, ENGINE: SOHC CA, ENGINE: SOHC CA, ENGINE: DOHC	<b>3PK760</b> <b>3PK785</b> <b>4PK810</b> <b>4PK875</b> <b>AVX10X935</b>
416 GSI/GSE	04/90-04/95	D16A7	85	1590	<b>CT763</b> CA <b>CT763K1</b> CA, MTR-CODE: D16Z2	
416 GTI	04/90-04/95	D16A8	90	1590	<b>CT763</b> ALT, ⇒CH-NO 605481 <b>CT773</b> ALT, CH-NO 605482⇒ <b>CT773K1</b> AC, 10/1992⇒ AC, ⇒10/1992 PS, ENGINE: DOHC CA, ENGINE: SOHC CA, ENGINE: DOHC CA	<b>3PK760</b> <b>3PK785</b> <b>4PK810</b> <b>4PK875</b> <b>AVX10X935</b>
416 GTI/GTE	04/90-04/95	D16A9	96	1590	<b>CT773</b> ALT, ⇒CH-NO AD605481 <b>CT773K1</b> ALT, CH-NO AD605482⇒ AC, 10/1992⇒ AC, ⇒09/1992 PS CA CA	<b>3PK765</b> <b>3PK785</b> <b>4PK815</b> <b>4PK870</b> <b>AVX10X940</b>
418 D	09/91-04/95		49	1905	<b>CT1061</b> ALT <b>CT1061K1</b> VACP <b>CT1061K2</b> PS <b>CT1061WP2</b> CA CA, ⇒10/1992 CA, 11/1992⇒, MTR-CODE: D9B CA, ⇒10/1992	<b>5PK698</b> <b>AVX10X505</b> <b>AVX10X715</b>
418 TD	09/91-04/95	XUD7TE	65	1769	<b>CT1061</b> ALT <b>CT1061K1</b> VACP PS CA CA, ⇒10/1992	<b>5PK698</b> <b>AVX10X505</b> <b>AVX10X715</b>

**ROVER**


**ROVER**
**ROVER**

400 (XW)							
					CT1061K2 CT1061WP2	CA, 11/1992⇒ CA, ⇒10/1992	
420 GSI/SLI/GTI/Vite	01/93-04/95	20T4H	100	1994	CT803 CT803K1	ALT ALT, AC CA CA	5PK1165 6PK1448
420 GTI/GSI/Vitesse	02/92-04/95	20M4F	103	1994	CT543 CT803 CT803K1	ALT, ⇒10/1992 ALT, 10/1992⇒ ALT, AC CA, ⇒10/1992 CA, 10/1992⇒ CA	5PK1145 5PK1165 6PK1448
420 Turbo	01/93-04/95	20T4G	147	1994	CT803 CT803K1	ALT ALT, AC CA CA	5PK1165 6PK1448
400 Hatchback (RT)							
414	03/96-12/97	14K2F	55	1396	CT707	PS ALT, (AC), ⇒CH-NO YD471063 ALT, (AC), CH-NO YD471564⇒ ALT, (-AC) CA	3PK750 5PK1145 5PK1200 5PK736
414 Si	05/95-03/00	14K4F	76	1396	CT708 CT708K1 CT974 CT974K1	PS ALT, (-AC), ⇒02/1996 ALT, (AC), ⇒CH-NO YD471063 ALT, (AC), CH-NO YD471064⇒ ALT, (-AC), 03/1996⇒ CA, ⇒CH-NO 646036, 655216 CA, ⇒CH-NO 646036, 655216 CA, CH-NO 646037, 655217⇒ CA, CH-NO 646037, 655217⇒	3PK750 4PK735 5PK1145 5PK1200 5PK736
416 Si	05/95-03/00	16K4F	82	1588	CT708 CT708K1 CT763 CT974 CT974K1	PS ALT, AC ALT CA, MTR-CODE: 16K4F, ⇒MTR-NO 79654922, ⇒08/1998, (MANL-TP) CA, MTR-CODE: 16K4F, ⇒MTR-NO 79654922, ⇒08/1998, (MANL-TP) CA, (AUTOM) CA, MTR-CODE: 16K4F, MTR-NO 79654923⇒, 09/1998⇒, (AUTOM-TP) CA, MTR-CODE: 16K4F, MTR-NO 79654923⇒, (AUTOM-TP), 09/1998⇒	3PK760 5PK1145 5PK736
	06/95-03/00	D16Y2	83	1590	CT708 CT763 CT862 CT862K1	ALT AC, ⇒CH-NO AD250028 PS, ⇒CH-NO AD250028 AC, CH-NO AD250029⇒ PS, CH-NO AD250029⇒ CA CA, (AUTOM) CA, MTR-CODE: D16B2 CA, MTR-CODE: D16B2	4PK785 4PK795 4PK810 4PK825 4PK870
420 D	11/95-03/00	20T2R	63	1994	CT1041 CT1041K1 CT1042 CT1042K1 CT950 CT950K1 CT954 CT954K1	ALT, (-AC) ALT, (AC) CA, CH-NO YD471064⇒ CA, CH-NO YD471064⇒, MTR-NO 9370⇒ INJP, CH-NO YD471064⇒ INJP, CH-NO YD471064⇒, MTR-NO 9370⇒ INJP, ⇒CH-NO YD471063 INJP, ⇒CH-NO YD471063 CA, ⇒CH-NO YD471063 CA, ⇒CH-NO YD471063	6PK1185 6PK1460
420 Di	05/95-03/00	20T2N	77	1994	CT1041 CT1041K1 CT1042 CT1042K1 CT950 CT950K1 CT954 CT954K1	ALT, (-AC) ALT, (AC) CA, CH-NO YD471064⇒ CA, CH-NO YD471064⇒, MTR-NO 9370⇒ INJP, CH-NO YD471064⇒ INJP, CH-NO YD471064⇒, MTR-NO 9370⇒ INJP, ⇒CH-NO YD471063 INJP, ⇒CH-NO YD471063 CA, ⇒CH-NO YD471063 CA, ⇒CH-NO YD471063	6PK1185 6PK1460
420 Si Lux	12/95-03/00	20T4H	100	1994	CT803 CT803K1	ALT ALT, AC CA CA	5PK1165 5PK1450





## ROVER

400 Tourer (XW)							
↖ 1.6 i	05/94-11/98	D16Z2	82	1590	CT708K1 CT763	PS ALT, ⇒CH-NO 605481 ALT, CH-NO 605482⇒ AC CA CA	3PK750 3PK760 3PK785 3PK815
		D16A8	90		CT773 CT773K1	PS ALT, ⇒CH-NO 605481 ALT, CH-NO 605482⇒ AC CA CA	3PK750 3PK760 3PK785 4PK810
1.8 i	06/96-11/98	18K4K	107	1796	CT1112 CT929 CT929K2	PS ALT, AC ALT CA CA CA	3PK750 5PK1145 5PK736
1.8 TD	09/93-11/98	XUD7TE	65	1769	CT1061 CT1061K2	ALT VACP PS CA CA	5PK698 AVX10X505 AVX10X715
2.0 i	05/94-11/98	20T4H	100	1994	CT803 CT803K1	ALT, ⇒12/1995 ALT, AC, ⇒12/1995 CA CA	5PK1165 6PK1448
45 (RT)							
↖ 1.4	02/00-05/05	14K4F	76	1396	CT708 CT708K1 CT974 CT974K1	PS ALT, (AC), ⇒CH-NO YD471564 ALT, (AC), CH-NO YD471565⇒ ALT, (-AC) CA, (MECH-TP) CA, (MECH-TP) CA, (AUTOM-TP) CA, (AUTOM-TP)	3PK750 5PK1145 5PK1165 5PK736
	1.6	02/00-05/05	16K4F	80	1588	CT708 CT708K1 CT974 CT974K1	PS ALT, (AC), ⇒CH-NO YD471564 ALT, (AC), CH-NO YD471565⇒ ALT, (-AC) CA, (MECH-TP) CA, (MECH-TP) CA, (AUTOM-TP) CA, (AUTOM-TP)
1.8	02/00-05/05	18K4F	86	1796	CT974 CT974K1	PS ALT, (AC), ⇒CH-NO YD471564 ALT, (AC), CH-NO YD471565⇒ ALT, (-AC) CA, (AUTOM-TP) CA, (AUTOM-TP)	3PK750 5PK1145 5PK1165 5PK736
2.0 iDT	02/00-05/05	20T2N	74	1994	CT1041 CT1041K1 CT1042 CT1042K1 CT950 CT950K1 CT954 CT954K1	ALT, (-AC) ALT, (AC) CA, CH-NO YD471064⇒ CA, CH-NO YD471064⇒, MTR-NO 9370⇒ INJP, CH-NO YD471064⇒ INJP, CH-NO YD471064⇒, MTR-NO 9370⇒ INJP, ⇒CH-NO YD471063 INJP, ⇒CH-NO YD471063 CA, ⇒CH-NO YD471063 CA, ⇒CH-NO YD471063	6PK1185 6PK1460
2.0 V6	02/00-05/05	20K4F	110	1997	CT1096 CT1096K1 CT1097	ALT, (-AC) ALT, (AC) CA CA CA, 2x	6PK1285 6PK1560
45 Stufenheck (RT)							
↖ 1.4	02/00-05/05	14K4F	76	1396	CT708 CT708K1 CT974 CT974K1	PS ALT, (AC), ⇒CH-NO YD471564 ALT, (AC), CH-NO YD471565⇒ ALT, (-AC) CA, (MECH-TP) CA, (MECH-TP) CA, (AUTOM-TP) CA, (AUTOM-TP)	3PK750 5PK1145 5PK1165 5PK736
	1.6	02/00-05/05	16K4F	80	1588	PS ALT, (AC), ⇒CH-NO YD471564 ALT, (AC), CH-NO YD471565⇒	3PK750 5PK1145 5PK1165







**ROVER**

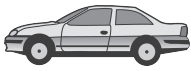
**ROVER**

**45 Stufenheck (RT)**



					CT708 CT708K1 CT974 CT974K1	ALT, (-AC) CA, (MECH-TP) CA, (MECH-TP) CA, (AUTOM-TP) CA, (AUTOM-TP)	5PK736
1.8	02/00-05/05	18K4F	86	1796	CT974 CT974K1	PS ALT, (AC), ⇒CH-NO YD471564 ALT, (AC), CH-NO YD471565⇒ ALT, (-AC) CA, (AUTOM-TP) CA, (AUTOM-TP)	3PK750 5PK1145 5PK1165 5PK736
2.0 iDT	02/00-05/05	20T2N	74	1994	CT1041 CT1041K1 CT1042 CT1042K1 CT950 CT950K1 CT954 CT954K1	ALT, (-AC) ALT, (AC) CA, CH-NO YD471064⇒ CA, CH-NO YD471064⇒, MTR-NO 9370⇒ INJP, CH-NO YD471064⇒ INJP, CH-NO YD471064⇒, MTR-NO 9370⇒ INJP, ⇒CH-NO YD471063 INJP, ⇒CH-NO YD471063 CA, ⇒CH-NO YD471063 CA, ⇒CH-NO YD471063	6PK1185 6PK1460
2.0 V6	02/00-05/05	20K4F	110	1997	CT1096 CT1096K1 CT1097	ALT, (-AC) ALT, (AC) CA CA CA, 2x	6PK1285 6PK1560
<b>600 (RH)</b>							
618 i/Si	03/96-02/99	F18A3	85	1850	CT799 CT799K1 CT800 CT800K1	PS ALT, AC ALT CA CA BS BS	4PK1070 5PK1100 5PK962
620 i	08/93-06/96	F20Z2	85	1997	CT799 CT799K1 CT800 CT800K1	PS ALT, (AC) ALT, (-AC) CA CA BS BS	4PK1070 5PK1100 5PK950
620 Sdi	12/94-02/99	20T2N	77	1994	CT950 CT950K1 CT954 CT954K1	ALT, 01/1995⇒ ALT, AC, 01/1995⇒ INJP INJP CA CA	6PK1180 6PK1460
620 Si	08/93-02/99	F20Z1	96	1997	CT799 CT799K1 CT800 CT800K1	PS ALT, (AC) ALT, (-AC) CA CA BS BS	4PK1070 5PK1100 5PK950
620 Ti Vitesse	07/94-02/99	20T4G	147	1994	CT803 CT803K1	ALT ALT, AC CA CA	5PK1165 6PK1448
623 Si	08/93-02/99	H23A3	116	2259	CT800 CT800K1 CT804	PS ALT, (AC) ALT, (-AC) BS BS CA	4PK1070 5PK1110 5PK950
<b>75 (RJ)</b>							
1.8	02/99-05/05	K1.8	88	1796	CT974 CT974K1	PS ALT, AC, OE-NO GMB51145 ALT, AC, OE-NO GMB51202 ALT, (-AC) CA CA	3PK735 5PK1145 5PK1200 5PK736
1.8 Turbo	05/03-05/05	18K4G	110	1796	CT974 CT974K1	PS ALT, AC, OE-NO GMB51145 ALT, AC, OE-NO GMB51202 ALT, (-AC) CA CA	3PK735 5PK1145 5PK1200 5PK736





## ROVER

### 75 (RJ)

↔ 2.0 CDT	02/99-05/05	M47R	85	1950		ALT AC	5PK2030 5PK875 VD1087
2.0 CDTi	02/03-05/05	204D2	96	1951		ALT AC	5PK2030 5PK875 VD1087
2.0 V6	02/99-05/05	20K4F	110	1997	CT1096 CT1096K1 CT1097	ALT, (-AC) ALT, (AC) CA CA CA, 2x	6PK1285 6PK1560
2.5 V6	02/99-10/01	KV6	129	2497	CT1096 CT1096K1 CT1097	ALT, (-AC) ALT, (AC) CA CA CA, 2x	6PK1285 6PK1560
	10/01-05/05	25K4F	130		CT1096 CT1096K1 CT1097	ALT, (-AC) ALT, (AC) CA CA CA, 2x	6PK1285 6PK1560

### 75 Tourer (RJ)

1.8	08/01-05/05	K1.8	88	1796		PS ALT, AC, OE-NO GMB51145 ALT, AC, OE-NO GMB51202 ALT, (-AC) CA CA	3PK735 5PK1145 5PK1200 5PK736
					CT974 CT974K1		
1.8 Turbo	05/03-05/05	18K4G	110	1796		PS ALT, AC, OE-NO GMB51145 ALT, AC, OE-NO GMB51202 ALT, (-AC) CA CA	3PK735 5PK1145 5PK1200 5PK736
					CT974 CT974K1		
2.0 CDT	08/01-05/05	M47R	85	1950		ALT AC	5PK2030 5PK875 VD1087
2.0 CDTi	02/03-05/05	204D2	96	1951		ALT AC	5PK2030 5PK875 VD1087
2.0 V6	08/01-05/05	20K4F	110	1997	CT1096 CT1096K1 CT1097	ALT, (-AC) ALT, (AC) CA CA CA, 2x	6PK1285 6PK1560
2.5 V6	08/01-05/05	KV6	130	2497		ALT, (-AC) ALT, (AC) CA CA CA, 2x	6PK1285 6PK1560
					CT1096 CT1096K1 CT1097		

### 800 (XS)

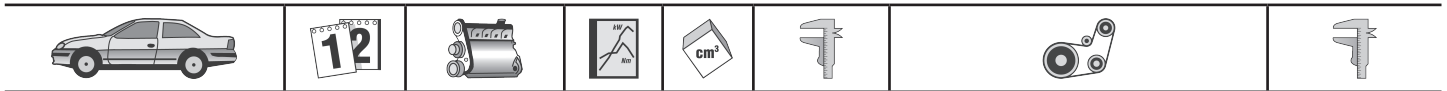
820 16 V I/SI (XS)	10/86-10/88	20HD	103	1994		ALT, (AC) ALT, (-AC) PS CA, ENGINE: 16V CA, ENGINE: 8V	5PK1165 5PK1200 5PK638
					CT543 CT806		
820 16V Turbo (RS)	01/92-02/99	T16	132	1996		ALT ALT, AC CA	5PK1165 6PK1413
					CT803		
820 I/SI (RS)	01/92-02/99	20T4H	100	1996		ALT ALT, AC CA CA	5PK1165 6PK1413
					CT803 CT803K1		
820 SI (XS)	10/88-12/91	20HDM16	98	1994		ALT, (-AC) PS ALT, (AC) CA, ENGINE: 16V CA, ENGINE: 8V	5PK1200 5PK638 6PK1448
					CT543 CT806		
820e	10/86-10/91	20HS	88	1994		ALT, (AC), ⇨ 10/1988 ALT, (-AC) PS ALT, (AC), 10/1988⇨ CA, ENGINE: 16V CA, ENGINE: 8V	5PK1165 5PK1200 5PK638 6PK1448
					CT543 CT806		
825 D/SD (XS)	01/90-02/99	4924SHIRG, 425SL1RR	87	2500		ALT, (-AC) ALT, (AC) ALT	5PK1500 5PK1788 AVX10X740
825 Si Lux (RS)	04/96-02/99	25K4F	129	2497		ALT, (-AC)	6PK1285




**ROVER**
**ROVER**

800 (XS)							
					CT1096 CT1096K1 CT1097	ALT, (AC) CA CA CA, 2x	6PK1560
825 Si/Sterling (XS)	10/86-10/88	C25A2	123	2494		ALT AC PS CA	3PK1080 4PK910 AVX10X1050
	01/87-12/91		127		CT814	ALT AC PS CA	3PK1080 4PK910 AVX10X1050
825 Si/Sterling (XS) KAT	10/86-12/91	C25A1	110	2494		ALT AC PS CA	3PK1080 4PK910 AVX10X1050
					CT814	ALT AC PS CA	3PK1080 4PK910 AVX10X1075
827 Si/Sterling (XS)	02/88-12/91	C27A2	130	2675		ALT AC PS CA	3PK1080 4PK910 AVX10X1075
					CT814	ALT AC PS CA	3PK1080 4PK910 AVX10X1075
827 Si/Sterling (XS) KAT	02/88-02/99	C27A1	124	2675		ALT AC PS CA	3PK1080 4PK910 AVX10X1075
					CT814	ALT AC PS CA	3PK1080 4PK910 AVX10X1075
800 Coupe							
825 SD	09/93-02/99	4924SHIRG, 425SL1RR	87	2500		ALT, (-AC) ALT, (AC) WP	5PK1500 5PK1788 AVX10X740
825 Si (RS)	04/96-02/99	25K4F	129	2497		ALT, (-AC) ALT, (AC) CA CA CA, 2x	6PK1285 6PK1560
					CT1096 CT1096K1 CT1097	CA CA CA, 2x	
827 24V (RS)	08/92-02/99	C27A1	124	2675		ALT AC PS CA	3PK1080 4PK910 AVX10X1075
					CT814	ALT AC PS CA	3PK1080 4PK910 AVX10X1075
800 Hatchback (XS)							
820 16V Turbo (RS)	01/92-02/99	T16	132	1996		ALT ALT, AC CA	5PK1165 6PK1413
					CT803	ALT, (-AC) PS, MTR-CODE: 20HC ALT, (AC) CA, ENGINE: 16V CA, ENGINE: 8V	5PK1200 5PK638 6PK1448
820 i/Si (XS)	10/88-12/91	20HD	103	1994		ALT, (-AC) PS, MTR-CODE: 20HC ALT, (AC) CA, ENGINE: 16V CA, ENGINE: 8V	5PK1200 5PK638 6PK1448
					CT543 CT806	CA, ENGINE: 16V CA, ENGINE: 8V	
820 I/SI (XS)	01/93-02/99	20T4H	100	1996		ALT ALT, AC CA CA	5PK1165 6PK1413
					CT803 CT803K1	CA CA	
820 SI (XS)	10/88-12/91	20HDM16	98	1994		ALT, (-AC) PS, MTR-CODE: 20HC ALT, (AC) CA, ENGINE: 16V CA, ENGINE: 8V	5PK1200 5PK638 6PK1448
					CT543 CT806	CA, ENGINE: 16V CA, ENGINE: 8V	
825 D/SD (XS)	01/92-02/99	4924SHIRG, 425SL1RR	87	2500		ALT, (-AC) ALT, (AC) WP	5PK1500 5PK1788 AVX10X740
827 24V I/SI (RS) KAT	01/92-02/99	C27A1	124	2675		ALT AC PS CA	3PK1080 4PK910 AVX10X1075
					CT814	ALT AC PS CA	3PK1080 4PK910 AVX10X1075
827 Vitesse (XS) KAT	10/88-12/91	C27A1	124	2675		ALT AC PS CA	3PK1080 4PK910 AVX10X1075
					CT814	ALT AC PS CA	3PK1080 4PK910 AVX10X1075
827 Vitesse/SLI	10/88-12/91	C27A2	130	2675		ALT AC PS CA	3PK1080 4PK910 AVX10X1075
					CT814	ALT AC PS CA	3PK1080 4PK910 AVX10X1075
CABRIOLET (XW)							
1.6	04/90-02/96	D16Z2	82	1590		ALT, ⇔CH-NO AD 605481 ALT, CH-NO AD 605482⇔ AC PS CA CA	3PK765 3PK785 4PK815 AVX10X888
					CT763 CT763K1	CA CA	
214 1.4	04/90-09/92	14K4C	70	1396		PS	3PK750





<b>ROVER</b>							
<b>CABRIOLET (XW)</b>							
					CT708 CT708K1	ALT, (-AC) ALT, (AC) CA CA	4PK735 5PK1145
	01/92-11/99	14K4C, 14K4D	66			PS ALT, (-AC) ALT, (AC) CA, ENGINE: 8V CA, ENGINE: 16V CA	3PK750 4PK735 5PK1145
214 1.4i 16V	01/93-11/99	14K4F	76	1396		PS ALT, (-AC) ALT, (AC) CA, ENGINE: 8V CA, ENGINE: 16V CA	3PK750 4PK735 5PK1145
216 1.6i	01/92-11/99	D16A8	90	1590		ALT, ⇒CH-NO AD605481 ALT, CH-NO AD605481⇒, ⇒12/1996 AC, 10/1992⇒, ⇒12/1996 AC, ⇒09/1992 PS, ⇒12/1996 CA, 01/1995⇒, ENGINE: DOHC, (K-SE RIES-ENGINE) CA, ENGINE: DOHC, (HONDA-ENGINE) CA	3PK760 3PK785 4PK810 4PK875 AVX10X935
216 1.6i 16V	01/96-11/99	16K4F	82	1588		PS ALT, ⇒CH-NO AD605481, ⇒02/1996 ALT, CH-NO AD605482⇒, ⇒02/1996 AC, ⇒02/1996 ALT, (AC), 03/1996⇒ ALT, (-AC), 03/1996⇒ CA, ENGINE: 8V CA, ENGINE: 16V, (MECH-TP), ⇒MTR-NO 16K4FK79654922, 16K4FK80655076, ⇒08/1998 CA, (MECH-TP), ⇒08/1998 CA, ENGINE: 16V, (AUTOM-TP), MTR-NO 16K4FK79654923⇒, 16K4FK80655077⇒, 09/1998⇒ CA, (AUTOM-TP), 09/1998⇒	3PK750 3PK760 3PK785 4PK810 5PK1145 5PK736
<b>COUPE</b>							
1.6 16 V	03/96-11/99	16K4F	82	1588		PS ALT, (AC) ALT, (-AC) CA, (MECH-TP) CA, (MECH-TP)	3PK750 5PK1145 5PK736
1.8 16 V	03/96-11/99	18K4K	107	1795		PS ALT, AC ALT CA CA CA	3PK750 5PK1145 5PK736
<b>MAESTRO</b>							
2.0 D	09/90-10/92		44	1994	CT721	CA	
2.0 TD	09/90-01/95	BB	60	1994	CT721	CA	
<b>MINI MK I</b>							
1000	01/92-06/93	99HD81	30	999		ALT	AVX10X825
1300	01/91-12/91	12A2A	45	1273		ALT	AVX10X825
	01/92-04/95	12A2D	39			ALT	AVX10X825
	01/92-11/00	12A2E, 12A2L	46	1275		ALT	AVX10X825
	10/92-11/00	12A2B	37	1273		ALT, (AUTOM) ALT ALT, (MANL)	AVX10X813 AVX10X825 AVX10X838
<b>MINI MK I Cabriolet (XN)</b>							
1300	09/92-04/95	12A2E	46	1273		ALT, (AUTOM) ALT ALT, (MANL)	AVX10X813 AVX10X825 AVX10X838
<b>MONTEGO</b>							
2.0 D Turbo	10/88-10/95	BB	60	1996		PS ALT, PULLEY-Ø 68 mm ALT, PULLEY-Ø 83 mm CA	5PK790 AVX10X925 AVX10X940
2.0 GTi	10/88-10/91	20H	86	1994		ALT, ⇒06/1991 ALT, 07/1991⇒ PS CA CA	4PK890 5PK890 AVX10X750

**ROVER**




## ROVER

### MONTEGO Estate (XE)

↔ 2.0 GTi	10/88-10/91	20H	86	1994	CT718 CT718K2	ALT, ⇒06/1991 ALT, 07/1991⇒ PS CA CA	4PK890 5PK890 AVX10X750
2.0 GTi/LXI	12/90-12/93	20H	75	1996	CT718 CT718K2	ALT ALT PS, MTR-CODE: A30,A50,A51, A88,B69 PS, MTR-CODE: A32,B43,B49,B55, B59,B60,B63,B78 CA CA	4PK890 5PK1000 AVX10X700 AVX10X750
2.0 Turbo-D	01/93-12/93	BB	60	1996	CT721	PS ALT, Ø 68 mm ALT, Ø 83 mm CA	5PK790 AVX10X925 AVX10X935

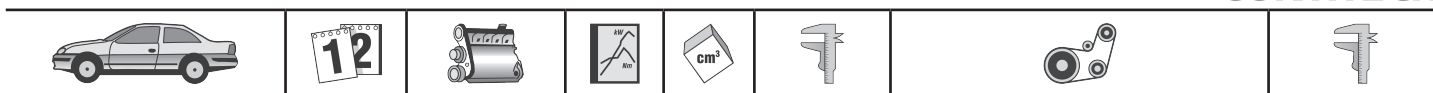
### STREETWISE

1.4	08/03-05/05	14K4F	76	1396	CT708 CT708K1 CT974 CT974K1	PS ALT, (AC), ⇒CH-NO YD471564 ALT, (AC), CH-NO YD471565⇒ ALT, (-AC) CA, (MECH-TP) CA, (MECH-TP) CA, (AUTOM-TP) CA, (AUTOM-TP)	3PK750 5PK1145 5PK1165 5PK736
		14K4M	62		CT708 CT708K1 CT974 CT974K1	PS ALT, (AC), ⇒CH-NO YD471564 ALT, (AC), CH-NO YD471565⇒ ALT, (-AC) CA, (MECH-TP) CA, (MECH-TP) CA, (AUTOM-TP) CA, (AUTOM-TP)	3PK750 5PK1145 5PK1165 5PK736
2.0 TD	08/03-05/05	20T2N	74	1994	CT1041 CT1041K1 CT1042 CT1042K1  CT950 CT950K1 CT954 CT954K1	ALT, (-AC) ALT, (AC) CA, CH-NO YD471565⇒ CA, CH-NO YD471565⇒, MTR-NO 8368⇒ INJP, CH-NO YD471565⇒ INJP, CH-NO YD471565⇒, MTR-NO 8368⇒ INJP, ⇒CH-NO YD471564 INJP, ⇒CH-NO YD471564 CA, ⇒CH-NO YD471564 CA, ⇒CH-NO YD471564	6PK1185 6PK1460

## SAAB

90							
2.0	08/84-08/87	B20I	74	1985		ALT	AVX10X975
900 I (AC4, AM4)							
2.0	10/87-10/91	B202I	98	1985		PS, ⇒CH-NO K3010693, CH-NO C1022812⇒ PS, ⇒CH-NO C6002218 PS, CH-NO K3010694⇒ ALT, 2X AC, CH-NO G2024752⇒ AC, ⇒CH-NO G2024751	AVX10X1175 AVX10X1250 AVX10X825 AVX10X975 AVX13X1175 AVX13X1200
2.0 -16	01/89-12/93	B202I	93	1985		PS, ⇒CH-NO K3010693, CH-NO C1022812⇒ PS, ⇒CH-NO C6002218 PS, CH-NO K3010694⇒ ALT, 2X AC, CH-NO G2024752⇒ AC, ⇒CH-NO G2024751	AVX10X1175 AVX10X1250 AVX10X825 AVX10X975 AVX13X1175 AVX13X1200
2.0 c	11/80-08/84	B20T, BT20	79	1985		PS, CH-NO C1022812⇒, C2008120⇒, C3007693⇒, C6002219⇒ PS, ⇒CH-NO C1022811, C2008119, C3007692, C6002218 PS, CH-NO K3010694⇒, K7015708⇒ ALT AC, CH-NO G3014892⇒, H7004142⇒ AC, ⇒CH-NO G2024751, G3014891, H7004141	AVX10X1175 AVX10X1250 AVX10X825 AVX10X975 AVX13X1175 AVX13X1200
	07/82-12/88	B20, B201XC	74			PS, CH-NO C1022812⇒, C2008120⇒, C3007693⇒, C6002219⇒ PS, ⇒CH-NO C1022811, C2008119, C3007692, C6002218 PS, CH-NO K3010694⇒, K7015708⇒	AVX10X1175 AVX10X1250 AVX10X825





## SAAB

### 900 I (AC4, AM4)

						ALT, ⇨08/1984 ALT, 2X, 09/1984⇨ AC, CH-NO G3014892⇨, H7004142⇨ AC, ⇨CH-NO G2024751, G3014891, H7004141	AVX10X975 AVX10X975 AVX13X1175 AVX13X1200
2.0 EMS	01/79-12/80	BI20	87	1985		FAN PS ALT	AVX10X1525 AVX10X813 AVX10X975
2.0 i	09/85-08/90	B201	81	1985		PS, CH-NO C1022812⇨, C2008120⇨, C3007693⇨, C6002219⇨ PS, ⇨CH-NO C1022811, C2008119, C3007692, C6002218 PS, CH-NO K3010694⇨, K7015708⇨ ALT, 2X AC, CH-NO G3014892⇨, H7004142⇨ AC, ⇨CH-NO G2024751, G3014891, H7004141	AVX10X1175 AVX10X1250 AVX10X825 AVX10X975 AVX13X1175 AVX13X1200
	11/80-08/90	B201XI, BI20	85			PS, CH-NO C1022812⇨, C2008120⇨, C3007693⇨, C6002219⇨ PS, ⇨CH-NO C1022811, C2008119, C3007692, C6002218 PS, CH-NO K3010694⇨, K7015708⇨ ALT, ⇨08/1984 ALT, 2X, 09/1984⇨ AC, CH-NO G3014892⇨, H7004142⇨ AC, ⇨CH-NO G2024751, G3014891, H7004141	AVX10X1175 AVX10X1250 AVX10X825 AVX10X975 AVX10X975 AVX13X1175 AVX13X1200
2.0 S Turbo-16	07/91-12/93	B202S	104	1985		PS, ⇨CH-NO K3010693 PS, ⇨CH-NO C6002218 PS, CH-NO K3010694⇨ ALT, 2X AC, CH-NO G2024752⇨ AC, ⇨CH-NO G2024751	AVX10X1175 AVX10X1250 AVX10X825 AVX10X975 AVX13X1175 AVX13X1200
2.0 Turbo	10/80-07/85	B201S, BSI20	107	1985		PS, ⇨CH-NO J3040028 PS, CH-NO J3040029⇨ ALT, 2X AC, CH-NO G2024752⇨ AC, ⇨CH-NO G2024751	AVX10X1175 AVX10X825 AVX10X975 AVX13X1175 AVX13X1200
	10/86-12/91	B201XL	103			PS, ⇨CH-NO K3010693, CH-NO C1022812⇨ PS, ⇨CH-NO C6002218 PS, CH-NO K3010694⇨ ALT, 2X AC, CH-NO G2024752⇨ AC, ⇨CH-NO G2024751	AVX10X1175 AVX10X1250 AVX10X825 AVX10X975 AVX13X1175 AVX13X1200
	01/86-12/88		110			PS, ⇨CH-NO K3010693, CH-NO C1022812⇨ PS, ⇨CH-NO C6002218 PS, CH-NO K3010694⇨ ALT, 2X AC, CH-NO G2024752⇨ AC, ⇨CH-NO G2024751	AVX10X1175 AVX10X1250 AVX10X825 AVX10X975 AVX13X1175 AVX13X1200
2.0 Turbo-16	11/85-12/93	B202XL	118	1985		PS, ⇨CH-NO K3010693, CH-NO C1022812⇨ PS, ⇨CH-NO C6002218 PS, CH-NO K3010694⇨ ALT, 2X AC, CH-NO G2024752⇨ AC, ⇨CH-NO G2024751	AVX10X1175 AVX10X1250 AVX10X825 AVX10X975 AVX13X1175 AVX13X1200
2.0 Turbo-16 S	01/84-12/88	B202XL	129	1985		PS, ⇨CH-NO K3010693, CH-NO C1022812⇨ PS, ⇨CH-NO C6002218 PS, CH-NO K3010694⇨ ALT, 2X AC, CH-NO G2024752⇨ AC, ⇨CH-NO G2024751	AVX10X1175 AVX10X1250 AVX10X825 AVX10X975 AVX13X1175 AVX13X1200
2.0 Turbo-16 S KAT	01/89-12/93	B202XL	129	1985		PS, ⇨CH-NO K3010693, CH-NO C1022812⇨ PS, ⇨CH-NO C6002218 PS, CH-NO K3010694⇨ ALT, 2X AC, CH-NO G2024752⇨ AC, ⇨CH-NO G2024751	AVX10X1175 AVX10X1250 AVX10X825 AVX10X975 AVX13X1175 AVX13X1200
2.1 -16	08/90-12/93	B212I	100	2119		PS, ⇨CH-NO J3040028 PS, CH-NO J3040029⇨ ALT, 2X AC, CH-NO G2024752⇨ AC, ⇨CH-NO G2024751	AVX10X1175 AVX10X825 AVX10X975 AVX13X1175 AVX13X1200



## SAAB

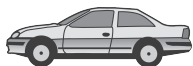
### 900 I Cabriolet

↔ 2.0 -16	01/90-06/94	B202I	93	1985	PS, ⇨CH-NO J3040028 PS, CH-NO J3040029⇨ ALT, 2X AC, CH-NO G2024752⇨ AC, ⇨CH-NO G2024751	AVX10X1175 AVX10X825 AVX10X975 AVX13X1175 AVX13X1200
2.0 S Turbo-16	09/91-06/94	B202S	104	1985	PS, ⇨CH-NO K3010693 PS, ⇨CH-NO C6002218 PS, CH-NO K3010694⇨ ALT, 2X AC, CH-NO G2024752⇨ AC, ⇨CH-NO G2024751	AVX10X1175 AVX10X1250 AVX10X825 AVX10X975 AVX13X1175 AVX13X1200
2.0 Turbo-16	11/86-06/94	B202XL	118	1985	PS, ⇨CH-NO J3040028 PS, CH-NO J3040029⇨ ALT, 2X AC, CH-NO G2024752⇨ AC, ⇨CH-NO G2024751	AVX10X1175 AVX10X825 AVX10X975 AVX13X1175 AVX13X1200
2.0 Turbo-16 S	11/86-06/94	B202XL	129	1985	PS, ⇨CH-NO J3040028 PS, CH-NO J3040029⇨ ALT, 2X AC, CH-NO G2024752⇨ AC, ⇨CH-NO G2024751	AVX10X1175 AVX10X825 AVX10X975 AVX13X1175 AVX13X1200
2.1 -16	08/90-06/94	B212I	100	2119	PS, ⇨CH-NO J3040028 PS, CH-NO J3040029⇨ ALT, 2X AC, CH-NO G2024752⇨ AC, ⇨CH-NO G2024751	AVX10X1175 AVX10X825 AVX10X975 AVX13X1175 AVX13X1200

### 900 I Combi Coupe

2.0 -16	01/89-08/92	B202I	93	1985	PS, ⇨CH-NO J3040028 PS, CH-NO J3040029⇨ ALT, 2X AC, CH-NO G2024752⇨ AC, ⇨CH-NO G2024751	AVX10X1175 AVX10X825 AVX10X975 AVX13X1175 AVX13X1200
2.0 c	09/79-12/88	B20, B201XC	74	1985	PS, CH-NO C1022812⇨, C2008120⇨, C3007693⇨, C6002219⇨ PS, ⇨CH-NO C1022811, C2008119, C3007692, C6002218 PS, CH-NO K3010694⇨, K7015708⇨ ALT, ⇨08/1984 ALT, 2X, 09/1984⇨ AC, CH-NO G3014892⇨, H7004142⇨ AC, ⇨CH-NO G2024751, G3014891, H7004141	AVX10X1175 AVX10X1250 AVX10X825 AVX10X975 AVX10X975 AVX13X1175 AVX13X1200
	09/78-08/84	B20T, BT20	79		PS, CH-NO C1022812⇨, C2008120⇨, C3007693⇨, C6002219⇨ PS, ⇨CH-NO C1022811, C2008119, C3007692, C6002218 PS, CH-NO K3010694⇨, K7015708⇨ ALT AC, CH-NO G3014892⇨, H7004142⇨ AC, ⇨CH-NO G2024751, G3014891, H7004141	AVX10X1175 AVX10X1250 AVX10X825 AVX10X975 AVX13X1175 AVX13X1200
2.0 i	09/85-08/90	B201	81	1985	PS, CH-NO C1022812⇨, C2008120⇨, C3007693⇨, C6002219⇨ PS, ⇨CH-NO C1022811, C2008119, C3007692, C6002218 PS, CH-NO K3010694⇨, K7015708⇨ ALT, 2X AC, CH-NO G3014892⇨, H7004142⇨ AC, ⇨CH-NO G2024751, G3014891, H7004141	AVX10X1175 AVX10X1250 AVX10X825 AVX10X975 AVX13X1175 AVX13X1200
	11/80-12/88	B201XI, BI20	85		PS, CH-NO C1022812⇨, C2008120⇨, C3007693⇨, C6002219⇨ PS, ⇨CH-NO C1022811, C2008119, C3007692, C6002218 PS, CH-NO K3010694⇨, K7015708⇨ ALT, ⇨08/1984 ALT, 2X, 09/1984⇨ AC, CH-NO G3014892⇨, H7004142⇨ AC, ⇨CH-NO G2024751, G3014891, H7004141	AVX10X1175 AVX10X1250 AVX10X825 AVX10X975 AVX10X975 AVX13X1175 AVX13X1200
2.0 S Turbo-16	09/91-07/93	B202S	104	1985	PS, ⇨CH-NO K3010693 PS, ⇨CH-NO C6002218 PS, CH-NO K3010694⇨ ALT, 2X AC, CH-NO G2024752⇨ AC, ⇨CH-NO G2024751	AVX10X1175 AVX10X1250 AVX10X825 AVX10X975 AVX13X1175 AVX13X1200
2.0 Turbo	09/78-07/85	B201S, BSI20	107	1985	PS, ⇨CH-NO K3010693 PS, ⇨12/1981, 01/1982⇨, ⇨CH-NO	AVX10X1175 AVX10X1250





## SAAB

### 900 I Combi Coupe

						PS, CH-NO K3010694⇒ ALT, 12/1983⇒, ⇒01/1984, 2X AC, CH-NO G2024752⇒ AC, ⇒CH-NO G2024751	AVX10X825 AVX10X975 AVX13X1175 AVX13X1200
	10/86-12/91	B201XL	103			PS, ⇒CH-NO K3010693, CH-NO C1022812⇒ PS, ⇒CH-NO C6002218 PS, CH-NO K3010694⇒ ALT, 2X AC, CH-NO G2024752⇒ AC, ⇒CH-NO G2024751	AVX10X1175  AVX10X1250 AVX10X825 AVX10X975 AVX13X1175 AVX13X1200
	01/86-12/88		110			PS, ⇒CH-NO K3010693, CH-NO C1022812⇒ PS, ⇒CH-NO C6002218 PS, CH-NO K3010694⇒ ALT, 2X AC, CH-NO G2024752⇒ AC, ⇒CH-NO G2024751	AVX10X1175  AVX10X1250 AVX10X825 AVX10X975 AVX13X1175 AVX13X1200
2.0 Turbo-16	11/85-06/94	B202XL	118	1985		PS, ⇒CH-NO J3040028 PS, CH-NO J3040029⇒ ALT AC, CH-NO G2024752⇒ AC, ⇒CH-NO G2024751	AVX10X1175 AVX10X825 AVX10X975 AVX13X1175 AVX13X1200
	01/93-06/94	B202L	132			PS, ⇒CH-NO J3040028 PS, CH-NO J3040029⇒ ALT, 2X AC, CH-NO G2024752⇒ AC, ⇒CH-NO G2024751	AVX10X1175 AVX10X825 AVX10X975 AVX13X1175 AVX13X1200
2.0 Turbo-16 S	02/84-12/88	B202XL	129	1985		PS, ⇒CH-NO J3040028 PS, CH-NO J3040029⇒ ALT, 2X AC, CH-NO G2024752⇒ AC, ⇒CH-NO G2024751	AVX10X1175 AVX10X825 AVX10X975 AVX13X1175 AVX13X1200
2.0 Turbo-16 S KAT	01/89-12/93	B202XL	125	1985		PS, ⇒CH-NO J3040028 PS, CH-NO J3040029⇒ ALT, 2X AC, CH-NO G2024752⇒ AC, ⇒CH-NO G2024751	AVX10X1175 AVX10X825 AVX10X975 AVX13X1175 AVX13X1200
2.1 -16	09/90-07/93	B212I	100	2119		PS, ⇒CH-NO J3040028 PS, CH-NO J3040029⇒ ALT, 2X AC, CH-NO G2024752⇒ AC, ⇒CH-NO G2024751	AVX10X1175 AVX10X825 AVX10X975 AVX13X1175 AVX13X1200

### 900 II

2.0 -16 Turbo	07/93-02/98	B204L	136	1985		ALT ALT, AC	6PK2013 6PK2625
2.0 i	07/93-07/94	B206I	98	1985		ALT, (-AC) ALT, (AC)	6PK2013 6PK2625
	08/94-02/98	B204I	96			ALT ALT, AC	6PK2013 6PK2625
2.3 -16	07/93-02/98	B234I	110	2290		ALT ALT, AC	6PK2013 6PK2625
2.5 -24 V6	07/93-02/98	B258I	125	2498		ALT ALT, AC	6PK1900 6PK2310
					CT884 CT884K1	CA CA	

### 900 II Cabriolet

2.0 -16 Turbo	12/93-02/98	B204L	136	1985		ALT ALT, AC	6PK2013 6PK2625
2.0 i	12/93-02/98	B204I	96	1985		ALT ALT, AC	6PK2013 6PK2625
	12/93-02/98	B234I	110	2290		ALT ALT, AC	6PK2013 6PK2625
2.5 -24 V6	12/93-02/98	B258I	125	2498		ALT ALT, AC	6PK1900 6PK2310
					CT884 CT884K1	CA CA	

### 900 II Coupe

2.0 -16 Turbo	12/93-02/98	B204L	136	1985		ALT ALT, AC	6PK2013 6PK2625
2.0 i	12/93-07/94	B206I	98	1985		ALT ALT, AC	6PK2013 6PK2625
	08/94-02/98	B204I	96			ALT ALT, AC	6PK2013 6PK2625
2.3 -16	12/93-02/98	B234I	110	2290		ALT ALT, AC	6PK2013 6PK2625
					CT884 CT884K1	CA CA	
2.5 -24 V6	12/93-02/98	B258I	125	2498		ALT ALT, AC	6PK1900 6PK2310







SAAB

**SAAB**

**900 II Coupe**

					CT884 CT884K1	CA CA	
<b>9000</b>							
2.0 -16	01/89-01/93	B202I	94	1985		ALT ALT, AC	6PK2330 6PK2550
2.0 -16 CD	09/93-12/98	B204I	96	1985		ALT ALT, AC AC	6PK2330 6PK2550 AVX13X1275
		B204E, B204S	110			ALT, PS AC	5PK1610 AVX13X1275
2.0 -16 Turbo	05/88-08/93	B202XL	118	1985		ALT, PS AC	5PK1610 AVX13X1275
	04/85-12/91		129			ALT ALT, AC	6PK2330 6PK2550
2.0 -16 Turbo CD	09/92-12/98	B202S, B204E	108	1985		ALT, PS AC	5PK1610 AVX13X1275
	09/88-08/93	B202XL	120			ALT, PS, CH-NO J2017105⇒, J8001697⇒ ALT, PS, FOR ALT: 115A ALT, PS, ⇒CH-NO J1028860, J2017104, J8001696 AC, (R134A) AC	5PK1592 5PK1592 5PK1610 AVX13X1250 AVX13X1275
	09/89-12/98	B202L	136			ALT ALT, AC AC	6PK2330 6PK2550 AVX13X1275
2.3 -16 CD	08/89-12/98	B234I	107	2290		ALT ALT, AC AC	6PK2330 6PK2550 AVX13X1275
2.3 -16 CD Turbo	07/90-12/98	B234L	147	2290		ALT ALT, AC	6PK2330 6PK2550
2.3 -16 CDE	09/93-12/98	B234I	108	2290		ALT ALT, AC	6PK2330 6PK2550
2.3 -16 CDE Eco-Power	09/93-12/98	B234E	125	2290		ALT ALT, AC	6PK2330 6PK2550
2.3 -16 Turbo	09/90-08/93	B234L	143	2290		ALT ALT, AC AC	6PK2330 6PK2550 AVX13X1275
						ALT, PS CA, ⇒08/1998 CA CA, 09/1998⇒	6PK1893 6PK2225
3.0 -24 V6 CD/CDE	07/94-12/98	B308I	155	2962		ALT, PS ALT, PS, AC CA, ⇒08/1998 CA CA, 09/1998⇒	6PK1893 6PK2225

**9000 Schrägheck**

2.0 -16	12/85-12/88	B202XI	92	1985		ALT, PS AC	5PK1610 AVX13X1275
	12/85-08/88		94			ALT, PS AC	5PK1610 AVX13X1275
2.0 -16 CS	01/89-12/98	B202I	94	1985		ALT ALT, AC AC	6PK2330 6PK2550 AVX13X1275
	09/93-12/98	B204I	96			ALT ALT, AC AC	6PK2330 6PK2550 AVX13X1275
2.0 -16 ND Turbo	09/93-12/98	B202S, B204E, B204S	110	1985		ALT, PS AC	5PK1610 AVX13X1275
2.0 -16 Turbo	09/84-08/93	B202XL	118	1985		ALT, PS AC	5PK1610 AVX13X1275
	09/84-12/91		129			ALT, PS AC	5PK1610 AVX13X1275
	05/88-08/93		120			ALT, PS AC	5PK1610 AVX13X1275
	06/89-12/92	B202	127			ALT AC	5PK1610 AVX13X1275
2.0 -16 Turbo CS	09/88-12/98	B202L	136	1985		ALT ALT, AC AC	6PK2330 6PK2550 AVX13X1275
2.3 -16 Aero CS	02/93-12/98	B234R	162	2290		ALT ALT, AC	6PK2330 6PK2550
			165			ALT ALT, AC	6PK2330 6PK2550
2.3 -16 CS	09/89-12/98	B234I	107	2290		ALT ALT, AC AC	6PK2330 6PK2550 AVX13X1275
2.3 -16 CSE	09/93-12/98	B234I	108	2290		ALT ALT, AC AC	6PK2330 6PK2550 AVX13X1275
2.3 -16 CSE Eco Power	09/93-12/98	B234E	125	2290		ALT ALT, AC	6PK2330 6PK2550





<b>SAAB</b>							
<b>9000 Schrägheck</b>							
↔ 2.3 -16 Turbo	09/90-12/98	B234L	143	2290		ALT ALT, AC AC	6PK2330 6PK2550 AVX13X1275
2.3 -16 Turbo CSE	09/93-12/98	B234L	147	2290		ALT ALT, AC	6PK2330 6PK2550
3.0 -24 V6 CS/CSE	07/94-12/98	B308I	155	2962	CT884 CT884K1 CT990	ALT, PS ALT, PS, AC CA, ⇨08/1998 CA CA, 09/1998⇨	6PK1893 6PK2225
<b>9-3 (YS3D)</b>							
2.0 i	02/98-09/02	B204I	96	1985		ALT, (-AC) ALT, AC	6PK1800 6PK2345
2.0 SE Turbo	02/98-09/02	B204R	147	1985		ALT, (-AC) ALT, AC	6PK1800 6PK2345
2.0 Turbo	10/98-09/02	B204E	113	1985		ALT, (-AC) ALT, AC	6PK1800 6PK2345
	10/99-09/02	B205R	151			ALT, (-AC) ALT, AC	6PK1800 6PK2345
	01/01-09/02	B205E	110			ALT, (-AC) ALT, AC	6PK1800 6PK2345
2.2 TiD	02/98-09/02	B204L, B205L	136			ALT, (-AC) ALT, AC	6PK1800 6PK2345
	11/00-09/02	D223L	92	2171		ALT, (-AC) ALT, (AC)	6PK1800 6PK1893 VD1031
	02/98-11/00	X22DTH, D223L	85			ALT, (-AC) ALT, (AC)	6PK1800 6PK1900 VD1031
2.3 i	02/98-09/02	B234I	110	2290		ALT, (-AC) ALT, AC	6PK1800 6PK2345
2.3 Turbo	10/98-09/02	B235R	165	2290		ALT, (-AC) ALT, AC	6PK1800 6PK2345
<b>9-3 (YS3F)</b>							
1.8t	09/02-	B207E	110	1998		ALT	5PK1030
1.8t BioPower	01/07-	B207E	110	1998		(PS) ALT	5PK1015 5PK1030
	05/09-	B207L	129			ALT	5PK1030
1.8 i	01/04-	Z18XE	90	1796	CT975 CT975K3 CT975WP2	ALT, (-AC) CA CA CA	5PK1240
1.9 TiD	09/04-	Z19DT	88	1910	CT1106 CT1106K1 CT1106WP1	ALT, CH-NO 51024444⇨, ⇨CH-NO 71145525 ALT, ⇨CH-NO 5102443 ALT, (Denso), FOR ALT: 130A, OE-NO 93 180 104, ⇨CH-NO 51024443 ALT, (Bosch), FOR ALT: 140A, OE-NO 13308508, CH-NO 51024445⇨ ALT, (Denso), FOR ALT: 140A, OE-NO 12 759 595, 93 169 260, CH-NO 51024444⇨ CA CA CA	6PK1400 6PK1413 AP9017 AP9028 AP9054
		Z19DTH	110		CT1105 CT1105K1 CT1105WP1	ALT, CH-NO 51024444⇨, ⇨CH-NO 71145525 ALT, ⇨CH-NO 5102443 ALT, (Denso), FOR ALT: 130A, OE-NO 93 180 104, ⇨CH-NO 51024443 ALT, (Bosch), FOR ALT: 140A, OE-NO 13308508, CH-NO 51024445⇨ ALT, (Denso), FOR ALT: 140A, OE-NO 12 759 595, 93 169 260, CH-NO 51024444⇨ CA CA CA	6PK1400 6PK1413 AP9017 AP9028 AP9054
1.9 TTiD	12/07-	Z19DTR, A19DTR	132	1910	CT1105	ALT, CH-NO 51024444⇨, ⇨CH-NO 71145525 ALT, (Denso), FOR ALT: 130A, OE-NO 93 180 104 ALT, (Bosch), FOR ALT: 140A, OE-NO 13308508, CH-NO 51024445⇨ ALT, (Denso), FOR ALT: 140A, OE-NO 12 759 595, 93 169 260, ⇨CH-NO 51024444	6PK1400 AP9017 AP9028 AP9054 VD1065
		A19DTR	118		CT1105	CA ALT, (Bosch), FOR ALT: 140A, OE-NO 13308508, CH-NO 51024445⇨	AP9028

**SAAB**



**SAAB**
**SAAB**
**9-3 (YS3F)**

						ALT, (Denso), FOR ALT: 140A, OE-NO 12 759 595, 93 169 260	<b>AP9054</b>
2.0 t	09/02-	B207R	154	1998		ALT	<b>5PK1030</b>
		B207L	129			ALT	<b>5PK1030</b>
2.0 t BioPower	01/07-	B207L	129	1998		ALT	<b>5PK1030</b>
	09/02-	B207R	154			ALT	<b>5PK1030</b>
2.0 Turbo XWD	09/02-	B207R	154	1998		ALT	<b>5PK1030</b>
2.2 TiD	09/02-	D223L	92	2171		ALT	<b>6PK1900</b> <b>VD1031</b>
2.8 Turbo V6	12/07-	B284L	188	2792		ALT	<b>6PK2120</b>

**9-3 Cabriolet (YS3D)**

2.0 i	02/98-08/03	B204I	96	1985		ALT, (-AC) ALT, AC	<b>6PK1800</b> <b>6PK2345</b>
2.0 SE Turbo	02/98-08/03	B204R	147	1985		ALT, (-AC) ALT, AC	<b>6PK1800</b> <b>6PK2345</b>
2.0 Turbo	10/98-08/03	B204E	113	1985		ALT, (-AC) ALT, AC	<b>6PK1800</b> <b>6PK2345</b>
	10/99-08/03	B205R	151			ALT, (-AC) ALT, AC	<b>6PK1800</b> <b>6PK2345</b>
	01/01-08/03	B205E	110			ALT, (-AC) ALT, AC	<b>6PK1800</b> <b>6PK2345</b>
	02/98-08/03	B204L, B205L	136			ALT, (-AC) ALT, AC	<b>6PK1800</b> <b>6PK2345</b>
2.3 i	02/98-08/03	B234I	110	2290		ALT, (-AC) ALT, AC	<b>6PK1800</b> <b>6PK2345</b>
2.3 Turbo	10/99-08/03	B235R	165	2290		ALT, (-AC) ALT, AC	<b>6PK1800</b> <b>6PK2345</b>

**9-3 Cabriolet (YS3F)**

1.8t	08/03-	B207E	110	1998		ALT	<b>5PK1030</b>
1.8t BioPower	01/07-	B207E	110	1998		ALT	<b>5PK1030</b>
1.9 TiD	01/06-	Z19DTH	110	1910		ALT, CH-NO 51024444⇒, ⇒CH-NO 71145525	<b>6PK1400</b>
						ALT, ⇒CH-NO 5102443	<b>6PK1413</b>
						ALT, (Denso), FOR ALT: 130A, OE-NO 93 180 104, ⇒CH-NO 51024443	<b>AP9017</b>
						ALT, (Bosch), FOR ALT: 140A, OE-NO 13308508, CH-NO 51024445⇒	<b>AP9028</b>
						ALT, (Denso), FOR ALT: 140A, OE-NO 12 759 595, 93 169 260, ⇒CH-NO 51024444	<b>AP9054</b>
					<b>CT1105</b> <b>CT1105K1</b> <b>CT1105WP1</b>	CA CA CA	
1.9 TTD	12/07-	Z19DTR, A19DTR	132	1910		ALT, CH-NO 51024444⇒, ⇒CH-NO 71145525	<b>6PK1400</b>
						ALT, (Denso), FOR ALT: 130A, OE-NO 93 180 104	<b>AP9017</b>
						ALT, (Bosch), FOR ALT: 140A, OE-NO 13308508, CH-NO 51024445⇒	<b>AP9028</b>
						ALT, (Denso), FOR ALT: 140A, OE-NO 12 759 595, 93 169 260	<b>AP9054</b>
					<b>CT1105</b>	CA	<b>VD1065</b>
		A19DTR	118			ALT, (Bosch), FOR ALT: 140A, OE-NO 13308508, CH-NO 51024445⇒	<b>AP9028</b>
						ALT, (Denso), FOR ALT: 140A, OE-NO 12 759 595, 93 169 260, ⇒CH-NO 51024444	<b>AP9054</b>
2.0 t BioPower	01/07-	B207L	129	1998		ALT	<b>5PK1030</b>
2.8 Turbo V6	12/07-	B284L	188	2792		ALT	<b>6PK2120</b>

**9-3 Kombi**

1.8 i	03/05-	Z18XE	90	1796		ALT, (-AC) CA	<b>5PK1240</b>
					<b>CT975</b>	ALT	<b>5PK1030</b>
1.8 t BioPower	01/07-	B207E	110	1998		ALT	<b>5PK1030</b>
1.9 TiD	03/05-	Z19DTJ	88	1910		ALT, CH-NO 51024444⇒, ⇒CH-NO 71145525	<b>6PK1400</b>
						ALT, ⇒CH-NO 5102443	<b>6PK1413</b>
						ALT, (Denso), FOR ALT: 130A, OE-NO 93 180 104, ⇒CH-NO 51024443	<b>AP9017</b>
						ALT, (Bosch), FOR ALT: 140A, OE-NO 13308508, CH-NO 51024445⇒	<b>AP9028</b>
						ALT, (Denso), FOR ALT: 140A, OE-NO 12 759 595, 93 169 260, CH-NO 51024444⇒	<b>AP9054</b>
					<b>CT1106</b> <b>CT1106K1</b> <b>CT1106WP1</b>	CA CA CA	
		Z19DTH	110			ALT, CH-NO 51024444⇒, ⇒CH-NO 71145525	<b>6PK1400</b>
						ALT, ⇒CH-NO 5102443	<b>6PK1413</b>
						ALT, (Denso), FOR ALT: 130A, OE-NO 93	<b>AP9017</b>





<b>SAAB</b>							
<b>9-3 Kombi</b>							
						ALT, (Bosch), FOR ALT: 140A, OE-NO 13308508, CH-NO 51024445⇒ ALT, (Denso), FOR ALT: 140A, OE-NO 12 759 595, 93 169 260, CH-NO 51024444⇒ CA CA CA	<b>AP9028</b> <b>AP9054</b>
1.9 TTiD	12/07-	Z19DTR	132	1910	<b>CT1105</b> <b>CT1105K1</b> <b>CT1105WP1</b>	ALT, CH-NO 51024444⇒, ⇒CH-NO 71145525 ALT, (Denso), FOR ALT: 130A, OE-NO 93 180 104 ALT, (Bosch), FOR ALT: 140A, OE-NO 13308508, CH-NO 51024445⇒ ALT, (Denso), FOR ALT: 140A, OE-NO 12 759 595, 93 169 260	<b>6PK1400</b> <b>AP9017</b> <b>AP9028</b> <b>AP9054</b> <b>VD1065</b>
2.0 t	03/05-	B207E	110	1998	<b>CT1105</b>	CA	<b>5PK1030</b>
2.0 t BioPower	01/07-	B207L	129	1998		ALT	<b>5PK1030</b>
2.0 T XWD	06/08-	B207R	154	1998		ALT	<b>5PK1030</b>
2.8 Turbo V6	12/07-	B284L	188	2792		ALT	<b>6PK2120</b>
<b>9-3X</b>							
1.9 TTiD	02/09-	Z19DTR, A19DTR	132	1910		ALT, CH-NO 51024444⇒, ⇒CH-NO 71145525 ALT, (Denso), FOR ALT: 130A, OE-NO 93 180 104 ALT, (Bosch), FOR ALT: 140A, OE-NO 13308508, CH-NO 51024445⇒ ALT, (Denso), FOR ALT: 140A, OE-NO 12 759 595, 93 169 260, ⇒CH-NO 51024444	<b>6PK1400</b> <b>AP9017</b> <b>AP9028</b> <b>AP9054</b> <b>VD1065</b>
					<b>CT1105</b>	CA	
2.0 T BioPower XWD	02/09-	B207R	154	1998		ALT	<b>5PK1030</b>
2.0 T XWD	02/09-	B207R	154	1998		ALT	<b>5PK1030</b>
<b>9-5 (YS3E)</b>							
1.9 TiD	01/06-	Z19DTH	110	1910		ALT, (-AC) ALT, (-AC), MTR-NO 71021892⇒ ALT, AC ALT, AC, MTR-NO 71021892⇒ ONLY WITH VD1067 ALT, (Denso), FOR ALT: 130A, OE-NO 93 180 104 ALT, (Denso), FOR ALT: 140A, OE-NO 12 759 595, 93 169 260 ⇒MTR-NO 71021891 MTR-NO 71021892⇒	<b>6PK1050</b> <b>6PK1050D1</b> <b>6PK1413</b> <b>6PK1413D2</b> <b>MS30</b> <b>AP9017</b> <b>AP9054</b> <b>VD1065</b> <b>VD1067</b>
					<b>CT1105</b> <b>CT1105K1</b> <b>CT1105WP1</b>	CA, MTR-CODE: Z19DTH CA, MTR-CODE: Z19DTH CA, MTR-CODE: Z19DTH	
2.0	07/00-	B205L	136	1985		ALT, (-AC), (AUTOM) ALT, (-AC), (MANL) ALT, (AC), CH-NO 43505872⇒ ALT, (AC), ⇒CH-NO 43505871	<b>6PK1980</b> <b>6PK2000</b> <b>6PK2433</b> <b>6PK2615</b>
2.0 t	09/97-	B205E	110	1985		ALT, (-AC), (AUTOM) ALT, (-AC), (MANL) ALT, (AC), CH-NO 43505872⇒ ALT, (AC), ⇒CH-NO 43505871	<b>6PK1980</b> <b>6PK2000</b> <b>6PK2433</b> <b>6PK2615</b>
2.0 t BioPower	01/05-	B205E	110	1985		ALT, (-AC), (AUTOM) ALT, (-AC), (MANL) ALT, (AC), CH-NO 43505872⇒ ALT, (AC), ⇒CH-NO 43505871	<b>6PK1980</b> <b>6PK2000</b> <b>6PK2433</b> <b>6PK2615</b>
2.2 TiD	03/02-	D223L	88	2171		ONLY WITH VD1031	<b>MS03</b> <b>VD1031</b>
2.3 t	01/01-	B235E	136	2290		ALT, (-AC), (AUTOM) ALT, (-AC), (MANL) ALT, (AC), CH-NO 43505872⇒ ALT, (AC), ⇒CH-NO 43505871	<b>6PK1980</b> <b>6PK2000</b> <b>6PK2433</b> <b>6PK2615</b>
	09/97-		125			ALT, (-AC), (AUTOM) ALT, (-AC), (MANL) ALT, (AC), CH-NO 43505872⇒ ALT, (AC), ⇒CH-NO 43505871	<b>6PK1980</b> <b>6PK2000</b> <b>6PK2433</b> <b>6PK2615</b>
2.3 t BioPower	01/07-	B235E	136	2290		ALT, (-AC), (AUTOM) ALT, (-AC), (MANL) ALT, (AC), CH-NO 43505872⇒ ALT, (AC), ⇒CH-NO 43505871	<b>6PK1980</b> <b>6PK2000</b> <b>6PK2433</b> <b>6PK2615</b>
2.3 Turbo	10/99-09/01	B235R	169	2290		ALT, (-AC), (AUTOM) ALT, (-AC), (MANL) ALT, (AC), CH-NO 43505872⇒	<b>6PK1980</b> <b>6PK2000</b> <b>6PK2433</b>

**SAAB**



SAAB

**SAAB**

**9-5 (YS3E)**

						ALT, (AC), ⇒CH-NO 43505871	<b>6PK2615</b>
	09/01-		184			ALT, (-AC), (AUTOM) ALT, (-AC), (MANL) ALT, (AC), CH-NO 43505872⇒ ALT, (AC), ⇒CH-NO 43505871	<b>6PK1980</b> <b>6PK2000</b> <b>6PK2433</b> <b>6PK2615</b>
	07/03-	B235L	162			ALT, (-AC), (AUTOM) ALT, (-AC), (MANL) ALT, (AC), CH-NO 43505872⇒ ALT, (AC), ⇒CH-NO 43505871	<b>6PK1980</b> <b>6PK2000</b> <b>6PK2433</b> <b>6PK2615</b>
	11/05-	B235R	191			ALT, (-AC), (AUTOM) ALT, (-AC), (MANL) ALT, (AC), CH-NO 43505872⇒ ALT, (AC), ⇒CH-NO 43505871	<b>6PK1980</b> <b>6PK2000</b> <b>6PK2433</b> <b>6PK2615</b>
3.0 TiD	07/01-	D308L	130	2958	<b>CT1079</b> <b>CT1079K1</b>	ALT, AC CA CA	<b>6PK1920</b>
3.0 V6t	01/98-	B308E	147	2962	<b>CT990</b> <b>CT990K1</b> <b>CT990K2</b>	ALT CA CA, ⇒MTR-NO 578511 CA, MTR-NO 578512⇒	<b>6PK2020</b>

**9-5 (YS3G)**

2.0 T	05/10-	A20NHT	162	1998		ALT	<b>6PK1893</b>
2.0 T BioPower	05/10-	A20NFT	162	1998		ALT	<b>6PK1893</b>
2.0 T BioPower XWD	05/10-	A20NHT	162	1998		ALT	<b>6PK1893</b>
2.0 T XWD	05/10-	A20NHT	162	1998		ALT	<b>6PK1893</b>
2.0 TiD	05/10-	A20DTH	118	1956		ALT CA CA CA	<b>6PK1900</b>
					<b>CT1105</b> <b>CT1105K1</b> <b>CT1105WP1</b>		
2.8 T V6 XWD	05/10-	A28NER	221	2792		ALT	<b>6PK2390</b>

**9-5 Kombi (YS3E)**

1.9 TiD	01/06-	Z19DTH	110	1910		ALT, (-AC) ALT, (-AC), MTR-NO 71021892⇒ ALT, AC ALT, AC, MTR-NO 71021892⇒ ONLY WITH VD1067 ALT, (Denso), FOR ALT: 130A, OE-NO 93 180 104 ALT, (Denso), FOR ALT: 140A, OE-NO 12 759 595, 93 169 260 ⇒MTR-NO 71021891 MTR-NO 71021892⇒ CA, MTR-CODE: Z19DTH CA, MTR-CODE: Z19DTH CA, MTR-CODE: Z19DTH	<b>6PK1050</b> <b>6PK1050D1</b> <b>6PK1413</b> <b>6PK1413D2</b> <b>MS30</b> <b>AP9017</b> <b>AP9054</b> <b>VD1065</b> <b>VD1067</b>
	01/07-	Z19DTR	129			ALT, (Denso), FOR ALT: 140A, OE-NO 12 759 595, 93 169 260	<b>AP9054</b>
2.0	07/00-07/01	B205L	136	1985		ALT, (-AC), (AUTOM) ALT, (-AC), (MANL) ALT, (AC), CH-NO 43505872⇒ ALT, (AC), ⇒CH-NO 43505871	<b>6PK1980</b> <b>6PK2000</b> <b>6PK2433</b> <b>6PK2615</b>
2.0 t	10/98-	B204R	141	1985		ALT, (-AC), (AUTOM) ALT, (-AC), (MANL) ALT, (AC), CH-NO 43505872⇒ ALT, (AC), ⇒CH-NO 43505871	<b>6PK1980</b> <b>6PK2000</b> <b>6PK2433</b> <b>6PK2615</b>
		B205E	110			ALT, (-AC), (AUTOM) ALT, (-AC), (MANL) ALT, (AC), CH-NO 43505872⇒ ALT, (AC), ⇒CH-NO 43505871	<b>6PK1980</b> <b>6PK2000</b> <b>6PK2433</b> <b>6PK2615</b>
2.0 t BioPower	01/06-	B205E	110	1985		ALT, (-AC), (AUTOM) ALT, (-AC), (MANL) ALT, (AC), CH-NO 43505872⇒ ALT, (AC), ⇒CH-NO 43505871	<b>6PK1980</b> <b>6PK2000</b> <b>6PK2433</b> <b>6PK2615</b>
2.2 TiD	03/02-	D223L	88	2171		ALT ONLY WITH VD1031	<b>6PK1900</b> <b>MS03</b> <b>VD1031</b>
2.3 t	01/01-	B235E	136	2290		ALT, (-AC), (AUTOM) ALT, (-AC), (MANL) ALT, (AC), CH-NO 43505872⇒ ALT, (AC), ⇒CH-NO 43505871	<b>6PK1980</b> <b>6PK2000</b> <b>6PK2433</b> <b>6PK2615</b>
	10/98-		125			ALT, (-AC), (AUTOM) ALT, (-AC), (MANL) ALT, (AC), CH-NO 43505872⇒ ALT, (AC), ⇒CH-NO 43505871	<b>6PK1980</b> <b>6PK2000</b> <b>6PK2433</b> <b>6PK2615</b>
2.3 t BioPower	01/07-	B235E	136	2290		ALT, (-AC), (AUTOM) ALT, (-AC), (MANL) ALT, (AC), CH-NO 43505872⇒ ALT, (AC), ⇒CH-NO 43505871	<b>6PK1980</b> <b>6PK2000</b> <b>6PK2433</b> <b>6PK2615</b>





## SAAB

<b>9-5 Kombi (YS3E)</b>									
↔ 2.3 Turbo	10/99-09/01	B235R	169	2290		ALT, (-AC), (AUTOM) ALT, (-AC), (MANL) ALT, (AC), CH-NO 43505872⇒ ALT, (AC), ⇒CH-NO 43505871		6PK1980 6PK2000 6PK2433 6PK2615	
	09/01-		184			ALT, (-AC), (AUTOM) ALT, (-AC), (MANL) ALT, (AC), CH-NO 43505872⇒ ALT, (AC), ⇒CH-NO 43505871		6PK1980 6PK2000 6PK2433 6PK2615	
	07/03-	B235L	162			ALT, (-AC), (AUTOM) ALT, (-AC), (MANL) ALT, (AC), CH-NO 43505872⇒ ALT, (AC), ⇒CH-NO 43505871		6PK1980 6PK2000 6PK2433 6PK2615	
	01/06-	B235R	191			ALT, (-AC), (AUTOM) ALT, (-AC), (MANL) ALT, (AC), CH-NO 43505872⇒ ALT, (AC), ⇒CH-NO 43505871		6PK1980 6PK2000 6PK2433 6PK2615	
3.0 TiD	07/01-	D308L	130	2958		ALT CA		6PK1920	
					<b>CT1079</b> <b>CT1079K1</b>	CA			
3.0 V6t	10/98-	B308E	147	2962		ALT CA		6PK2020	
					<b>CT990</b> <b>CT990K1</b> <b>CT990K2</b>	CA, ⇒MTR-NO 578511 CA, MTR-NO 578512⇒			
<b>95 Station Wagon</b>									
1.5 V4	10/65-12/75	FordV4	48	1498		ALT, CH-NO 54633⇒, ⇒CH-NO 85802, 50600535 ALT, ⇒CH-NO 54632		AVX10X1013 AVX10X1025 AVX10X1100	
	01/76-08/77		46			ALT, CH-NO 85803⇒, 50600536⇒ ALT, CH-NO 54633⇒, ⇒CH-NO 85802, 50600535 ALT, ⇒CH-NO 54632		AVX10X1013 AVX10X1025 AVX10X1100	
	09/77-12/78		50			ALT, CH-NO 85803⇒, 50600536⇒ ALT, CH-NO 54633⇒, ⇒CH-NO 85802, 50600535 ALT, ⇒CH-NO 54632		AVX10X1013 AVX10X1025 AVX10X1100	
<b>96</b>									
1.5 V4	10/65-10/75	FordV4	48	1498		ALT, CH-NO 54633⇒, ⇒CH-NO 85802, 50600535 ALT, ⇒CH-NO 54632		AVX10X1013 AVX10X1025 AVX10X1100	
	11/75-07/77		46			ALT, CH-NO 85803⇒, 50600536⇒ ALT, CH-NO 54633⇒, ⇒CH-NO 85802, 50600535 ALT, ⇒CH-NO 54632		AVX10X1013 AVX10X1025 AVX10X1100	
	08/77-08/80		50			ALT, CH-NO 85803⇒, 50600536⇒ ALT, CH-NO 54633⇒, ⇒CH-NO 85802, 50600535 ALT, ⇒CH-NO 54632		AVX10X1013 AVX10X1025 AVX10X1100	
<b>99</b>									
2.0	10/72-08/74	B20P	70	1985		ALT, FAN		AVX10X980	
2.0 EMS	09/74-12/78	B20I	87	1985		FAN PS ALT		AVX10X1525 AVX10X813 AVX10X975	
	04/72-08/74	B201	81			ALT		AVX10X980	
2.0 GL	09/74-12/84	B20C, B20I	74	1985		AIRC PS ALT		AVX10X1525 AVX10X813 AVX10X975	
<b>99 Combi Coupe</b>									
2.0	03/76-05/78	B20T	79	1985		FAN PS ALT		AVX10X1525 AVX10X813 AVX10X975	
2.0 Turbo	10/77-06/80		107	1985		ALT PS		AVX10X1000 AVX10X850	

## SEAT

<b>131</b>									
2.4 Diesel	06/78-12/86	8144.61	53	2445		<b>CT731</b> <b>CT731K1</b>	CA CA		
<b>133</b>									
0.8	05/74-11/79	DG	25	837		FAN, 01/1975⇒ ALT, ⇒12/1974 FAN, ⇒12/1974 ALT, 01/1975⇒		AVX10X690 AVX10X750 AVX10X750 AVX10X788	
<b>600 D</b>									
0.8	09/63-04/70		17	761		ALT		AVX10X725	



SEAT



**SEAT**

**ALHAMBRA (710)**  
↔ 1.4 TSI

06/10-	CAVA, CNWB, CTHA	110	1390	AIRC ALT, (-AC) ALT, (AC) ALT, (Bosch), FOR ALT: 140A, OE-NO 03C903023S ALT, (Valeo), FOR ALT: 140A, OE-NO 03C903023T	5PK491 6PK1600 6PK1698 AP9012 AP9012
--------	------------------	-----	------	---	--

2.0 TDI	05/11-	CFFE	85	1968	ALT ALT, (Bosch), FOR ALT: 140A, OE-NO 03L903023, FOR ALT: 180A, OE-NO 03L903023D ALT, (Valeo), FOR ALT: 140A, OE-NO 03L903023A, FOR ALT: 180A, OE-NO 03L903023B	6PK1070 AP9001 AP9001 VD1111
				CT1139 CT1139K2 CT1139WP6	CA CA CA, WP	

06/10-05/11	CFFA	100		ALT ALT, (Bosch), FOR ALT: 140A, OE-NO 03L903023, FOR ALT: 180A, OE-NO 03L903023D ALT, (Valeo), FOR ALT: 140A, OE-NO 03L903023A, FOR ALT: 180A, OE-NO 03L903023B	6PK1070 AP9001 AP9001 VD1111	
				CT1139 CT1139K1 CT1139K2 CT1139WP4 CT1139WP6	CA CA, ⇨11/2010 CA, 12/2010⇨ CA, WP, ⇨11/2010 CA, WP, 12/2010⇨	

06/10-	CFFB	103		ALT ALT, (Bosch), FOR ALT: 140A, OE-NO 03L903023, FOR ALT: 180A, OE-NO 03L903023D ALT, (Valeo), FOR ALT: 140A, OE-NO 03L903023A, FOR ALT: 180A, OE-NO 03L903023B	6PK1070 AP9001 AP9001 VD1111	
				CT1139 CT1139K1 CT1139K2 CT1139WP4 CT1139WP6	CA CA, ⇨11/2010 CA, 12/2010⇨ CA, WP, ⇨11/2010 CA, WP, 12/2010⇨	

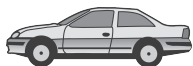
	CFGB	125		ALT ALT, (Bosch), FOR ALT: 140A, OE-NO 03L903023, FOR ALT: 180A, OE-NO 03L903023D ALT, (Valeo), FOR ALT: 140A, OE-NO 03L903023A, FOR ALT: 180A, OE-NO 03L903023B	6PK1070 AP9001 AP9001 VD1111	
				CT1139 CT1139K1 CT1139K2 CT1139WP4 CT1139WP6	CA CA, ⇨11/2010 CA, 12/2010⇨ CA, WP, ⇨11/2010 CA, WP, 12/2010⇨	

2.0 TDI Allrad	05/11-	CFFB	103	1968	ALT ALT, (Bosch), FOR ALT: 140A, OE-NO 03L903023, FOR ALT: 180A, OE-NO 03L903023D ALT, (Valeo), FOR ALT: 140A, OE-NO 03L903023A, FOR ALT: 180A, OE-NO 03L903023B	6PK1070 AP9001 AP9001 VD1111
					CT1139 CT1139K2 CT1139WP6	CA CA CA, WP

2.0 TSI	11/10-	CCZA	147	1984	ALT ALT, (Bosch), FOR ALT: 140A, OE-NO 06B903016AB ALT, (Valeo), FOR ALT: 140A, OE-NO 06J903023C	6PK1120 AP9009 AP9009
					CT1143	WP

<b>ALHAMBRA (7V8, 7V9)</b> 1.8 T 20V	10/97-03/10	AWC, AJH	110	1781	ALT, PS, AC ALT, PS ALT, (Bosch), FOR ALT: 90A, OE-NO 038 903 023 L, FOR ALT: 120A, OE-NO 028	6DPK1195 6PK1120 AP9001
---	-------------	----------	-----	------	---	-------------------------------





## SEAT

ALHAMBRA (7V8, 7V9)

					<p>ALT, MTR-CODE: AJH, ⇒CH-NO 7M-X-517 024, (Bosch), FOR ALT: 90A, OE-NO 038 903 023 H, FOR ALT: 120A, OE-NO 038 903 023 J</p> <p><b>AP9016</b></p> <p><b>VD1107</b></p> <p><b>CT909</b> CA  <b>CT909K2</b> CA, MTR-CODE: AWC  <b>CT909K3</b> CA, MTR-CODE: AWC  <b>CT909K6</b> CA, MTR-CODE: AJH  <b>CT909K7</b> CA, MTR-CODE: AJH  <b>CT909WP1</b> CA, MTR-CODE: AWC</p>
1.9 TDI	06/00-03/10	AUY, BVK	85	1896	<p>ALT, (AC), ⇒CH-NO 7M-6-506 378            ALT, (AC), CH-NO 7M-4-507 001⇒, ⇒CH-NO 7M-6-506 378            ALT, (AC), CH-NO 7M-6-506 379⇒            ALT, (AC), CH-NO 7M-6-506 379⇒            ALT, (-AC)            ONLY WITH VD1091            ONLY WITH VD1076            MTR-CODE: BVK, ALT, (Bosch), OE-NO 038903023L, FOR ALT: 90A            MTR-CODE: BVK            MTR-CODE: AUY, CH-NO 7M-4-507 001⇒            MTR-CODE: AUY, ⇒CH-NO 7M-7-507 000  <b>CT1028</b> MTR-CODE: AUY, BVK, CA, WP  <b>CT1028K2</b> MTR-CODE: AUY, ⇒MODEL '02, CA, WP  <b>CT1028K3</b> MTR-CODE: AUY, MODEL '03⇒, CA, WP  <b>CT1028K3</b> MTR-CODE: BVK, CA, WP  <b>CT1028K4</b> MTR-CODE: AUY, ⇒MODEL '02, CA, WP  <b>CT1028WP4</b> MTR-CODE: AUY, MODEL '03⇒, CA, WP  <b>CT1028WP4</b> MTR-CODE: BVK, CA, WP</p> <p><b>6DPK1195</b>  <b>6DPK1195D1</b>  <b>6DPK1215</b>  <b>6DPK1215D1</b>  <b>6PK1120</b>  <b>MS17</b>  <b>MS18</b>  <b>AP9001</b>  <b>VD1076</b>  <b>VD1076</b>  <b>VD1091</b></p>
	11/02-11/08	ASZ	96		<p>ALT, (AC)            ALT, (AC), CH-NO 7M-4-507 001⇒            ALT, (-AC)            ONLY WITH VD1091            ONLY WITH VD1076            ALT, (Bosch), FOR ALT: 90A, OE-NO 038 903 023 L, FOR ALT: 120A, OE-NO 028 903 023 E, 028 903 030 A, FOR ALT: 140A, OE-NO 06F 903 023 J            CH-NO 7M-4-507 001⇒            ⇒CH-NO 7M-4-507 000  <b>CT1028</b> CA, WP  <b>CT1028K3</b> CA, WP  <b>CT1028WP3</b> CA, WP</p> <p><b>6DPK1195</b>  <b>6DPK1195D1</b>  <b>6PK1120</b>  <b>MS17</b>  <b>MS18</b>  <b>AP9001</b>  <b>VD1076</b>  <b>VD1091</b></p>
	05/05-05/07	ARL, BTB	110		<p>ALT, (AC)            ALT, (AC)            ALT, (-AC)            ONLY WITH VD1076            MTR-CODE: BTB            ALT, (Bosch), FOR ALT: 120A, OE-NO 028 903 030 A, FOR ALT: 140A, OE-NO 06F 903 023 J  <b>CT1028</b> CA, WP  <b>CT1028K3</b> CA, WP  <b>CT1028WP3</b> CA, WP</p> <p><b>6DPK1195</b>  <b>6DPK1195D1</b>  <b>6PK1120</b>  <b>MS18</b>  <b>AP9001</b>  <b>AP9001</b>  <b>VD1076</b></p>
	04/96-03/10	1Z, AHU, ANU	66		<p>PS, (-AC), MTR-CODE: 1Z, AHU            PS, WP, (AC), MTR-CODE: 1Z, AHU            ALT, PS, (AC), MTR-CODE: ANU            ALT, PS, (AC), CH-NO 7M-4-507 001⇒,            MTR-CODE: ANU            ALT, (-AC), (TENS DAMPER), MTR-CODE: 1Z, AHU, ⇒CH-NO 7M-Y-509 291            ALT, (-AC), (TENS DAMPER), MTR-CODE: 1Z, AHU, CH-NO 7M-Y-509 292⇒            ALT, PS, (-AC), MTR-CODE: ANU            ALT, (AC), MTR-CODE: 1Z, AHU            ALT, (-AC), (-TENS DAMPER), MTR-CODE: 1Z, AHU            ONLY WITH VD1084            ONLY WITH VD1091            ONLY WITH VD1076            MTR-CODE: ANU, ALT, (Bosch), FOR ALT: 90A, OE-NO 038 903 023 L, FOR ALT: 120A, OE-NO 028 903 028 E, 028 903 030 A, FOR ALT: 140A, OE-NO 06F 903 023 J            ALT, MTR-CODE: 1Z, AHU, ⇒CH-NO 7M-</p> <p><b>11,5X730Ld</b>  <b>11,5X790Ld</b>  <b>6DPK1195</b>  <b>6DPK1195D1</b>  <b>6PK1045</b>  <b>6PK1054</b>  <b>6PK1120</b>  <b>6PK1153</b>  <b>6PK923</b>  <b>MS13</b>  <b>MS17</b>  <b>MS18</b>  <b>AP9001</b>  <b>AP9004</b></p>

SEAT





# SEAT

ALHAMBRA (7V8, 7V9)



SEAT

					<p>X-517024, (Bosch), FOR ALT: 90A, OE-NO 028 903 025 Q  MTR-CODE: ANU, CH-NO 7M-4-507 001⇒ <b>VD1076</b>  MTR-CODE: 1Z, AHU <b>VD1084</b>  MTR-CODE: ANU, ⇒CH-NO 7M-4-507 000 <b>VD1091</b>  CA, WP, MTR-CODE: ANU  <b>CT1028</b> CA, WP, MTR-CODE: ANU, ⇒11/2002  <b>CT1028K2</b> CA, WP, MTR-CODE: ANU, 12/2002⇒  <b>CT1028K3</b> CA, WP, MTR-CODE: ANU, ⇒11/2002  <b>CT1028K4</b> CA, WP, MTR-CODE: ANU, 12/2002⇒  <b>CT1028WP4</b> CA, WP, MTR-CODE: ANU, ⇒07/2002  <b>CT1028WP7</b> CA, MTR-CODE: AHU, 1Z  <b>CT945</b> CA, MTR-CODE: 1Z, AHU  <b>CT945K1</b></p>	
08/96-06/00	AFN, AVG	81			<p>PS, (-AC) <b>11,5X730Ld</b>  PS, WP, (AC) <b>11,5X790Ld</b>  ALT, (-AC), (TENS DAMPER), ⇒CH-NO 7M-Y-509 291 <b>6PK1045</b>  ALT, (-AC), (TENS DAMPER), CH-NO 7M-Y-509 292⇒ <b>6PK1054</b>  ALT, (AC) <b>6PK1153</b>  ALT, (-AC), (-TENS DAMPER) <b>6PK923</b>  ONLY WITH VD1084 <b>MS13</b>  ALT, (Bosch), FOR ALT: 90A, OE-NO 038 903 023 L, FOR ALT: 120A, OE-NO 028 903 028 E <b>AP9001</b>  ALT, CH-NO 7M-V-501501⇒, ⇒CH-NO 7M-X-517024, (Bosch), FOR ALT: 90A, OE-NO 028 903 026 G, FOR ALT: 120A, OE-NO 028 903 028 J <b>AP9004</b>  MTR-CODE: AVG, AFN <b>VD1084</b>  CA  <b>CT945</b>  <b>CT945K1</b> CA</p>	
1.9 TDI 4motion	06/00-03/10	AUY, BVK	85	1896	<p>ALT, (AC), ⇒CH-NO 7M-6-506 378 <b>6DPK1195</b>  ALT, (AC), CH-NO 7M-4-507 001⇒, ⇒CH-NO 7M-6-506 378 <b>6DPK1195D1</b>  ALT, (AC), CH-NO 7M-6-506 379⇒ <b>6DPK1215</b>  ALT, (AC), CH-NO 7M-6-506 379⇒ <b>6DPK1215D1</b>  ALT, (-AC) <b>6PK1120</b>  ONLY WITH VD1091 <b>MS17</b>  ONLY WITH VD1076 <b>MS18</b>  ALT, (Bosch), OE-NO 038903023L, FOR ALT: 90A, OE-NO 028903028E, FOR ALT: 120A <b>AP9001</b>  MTR-CODE: BVK <b>VD1076</b>  MTR-CODE: AUY, CH-NO 7M-4-507 001⇒ <b>VD1076</b>  MTR-CODE: AUY, ⇒CH-NO 7M-7-507 000 <b>VD1091</b>  MTR-CODE: AUY, BVK, CA, WP  <b>CT1028</b> MTR-CODE: AUY, ⇒MODEL '02, CA, WP  <b>CT1028K2</b> MTR-CODE: AUY, MODEL '03⇒, CA, WP  <b>CT1028K3</b> MTR-CODE: BVK, CA, WP  <b>CT1028K4</b> MTR-CODE: AUY, ⇒MODEL '02, CA, WP  <b>CT1028WP4</b> MTR-CODE: AUY, MODEL '03⇒, CA, WP  <b>CT1028WP4</b> MTR-CODE: BVK, CA, WP</p>	
1.9 Tdi 4x4	06/05-11/08	ASZ	96	1896	<p>ALT, (AC) <b>6DPK1195</b>  ALT, (AC), CH-NO 7M-4-507 001⇒ <b>6DPK1195D1</b>  ALT, (-AC) <b>6PK1120</b>  ONLY WITH VD1091 <b>MS17</b>  ONLY WITH VD1076 <b>MS18</b>  ALT, (Bosch), FOR ALT: 90A, OE-NO 038 903 023 L, FOR ALT: 120A, OE-NO 028 903 023 E, 028 903 030 A, FOR ALT: 140A, OE-NO 06F 903 023 J <b>AP9001</b>  CH-NO 7M-4-507 001⇒ <b>VD1076</b>  ⇒CH-NO 7M-4-507 000 <b>VD1091</b>  CA, WP  <b>CT1028</b> CA, WP  <b>CT1028K3</b> CA, WP  <b>CT1028WP3</b> CA, WP</p>	
2.0 i	04/96-03/10	ADY, ATM	85	1984	<p>PS, (AC), MTR-CODE: ADY <b>11,5X755Ld</b>  PS, (-AC), MTR-CODE: ADY <b>11,9X670Ld</b>  ALT, PS, AC, MTR-CODE: ATM <b>6DPK1195</b>  ALT, MTR-CODE: ADY, FOR ALT: 120A <b>6PK1033</b>  ALT, AC, MTR-CODE: ADY <b>6PK1153</b>  ALT, MTR-CODE: ADY <b>6PK894</b>  MTR-CODE: ATM <b>AP9001</b>  ALT, (Bosch), FOR ALT: 120A, OE-NO 028 903 028 E, 06F 903 023 J, 028 903 030 A <b>AP9001</b>  ALT, (AC), MTR-CODE: ADY, ⇒CH-NO 7M-X-517024, (Bosch), FOR ALT: 90A, OE-NO</p>	





<b>SEAT</b>						
<b>ALHAMBRA (7V8, 7V9)</b>						
						028 903 025 Q VD1107
					<b>CT630</b> <b>CT630K1</b> <b>CT908</b> <b>CT908K1</b>	CA, MTR-CODE: ADY CA, MTR-CODE: ADY CA, MTR-CODE: ATM CA, MTR-CODE: ATM
2.0 TDI	11/05-03/10	BRT	103	1968		ALT, PS, AC ALT, PS, AC ONLY WITH VD1076 ALT, (Bosch), FOR ALT: 120A, OE-NO 028 903 030 A, FOR ALT: 140A, OE-NO 06F903023J 6DPK1215 6DPK1215D1 MS18 AP9001 VD1076
					<b>CT1028</b> <b>CT1028K3</b> <b>CT1028WP4</b>	CA, WP CA, WP CA, WP
2.8 V6	06/00-03/10	AYL, AUE	150	2792		ALT, PS, AC MTR-CODE: AYL ALT, (Bosch), FOR ALT: 120A, OE-NO 028 903 028 E, 028 903 030 A, FOR ALT: 140A, OE-NO 06F 903 023 J, FOR ALT: 150A, OE-NO 021 903 026 A 6DPK1320 AP9001 AP9001
2.8 V6 4motion	06/00-03/10	AYL, AUE	150	2792		ALT, PS, AC MTR-CODE: AYL ALT, (Bosch), FOR ALT: 120A, OE-NO 028 903 028 E, 028 903 030 A, FOR ALT: 140A, OE-NO 06F 903 023 J, FOR ALT: 150A, OE-NO 021 903 026 A 6DPK1320 AP9001 AP9001
<b>ALTEA (5P1)</b>						
1.2 TSI	04/10-	CBZB	77	1197		ALT, (-AC) ALT, (AC) ALT, (Bosch), FOR ALT: 140A, OE-NO 03F 903 023 D, 03C 903 023 F ALT, (Valeo), FOR ALT: 110A, OE-NO 03F 903 023 E 6PK1432 6PK1693 AP9012 AP9012
1.4 16V	05/06-	BXW, CGGB	63	1390		ALT, (AC) ALT, (-AC) CA CA CA 6PK1100 6PK737
					<b>CT957(SET)</b> <b>CT957K1</b> <b>CT957WP1</b>	
1.4 TSI	11/07-	CAXC	92	1390		ALT ALT, (Valeo), FOR ALT: 140A, OE-NO 03C903023C ALT, (Bosch), FOR ALT: 140A, OE-NO 03C 903 023 A ALT, (Valeo), FOR ALT: 140A, OE-NO 03C 903 023 G 6PK1733 AP9001 AP9012 AP9012
1.6	03/04-	BGU, BSE, BSF, CCSA, CMXA	75	1595		ALT, (AC) ALT, (-AC) ALT, (Bosch), OE-NO 06F903023F, FOR ALT: 140A, MTR-CODE: BGU, BSF, BSE CA CA CA 6PK1045 6PK900 AP9001
					<b>CT908</b> <b>CT908K1</b> <b>CT908WP1</b>	
1.6 LPG	09/09-	CHGA	75	1595		ALT, (AC) ALT, (-AC) ALT, (Bosch), FOR ALT: 110A, OE-NO 06F903023G ALT, (Valeo), FOR ALT: 90A, OE-NO 06A903023, FOR ALT: 110A, OE-NO 06F903023G, FOR ALT: 140A, OE-NO 06F903023C CA CA CA 6PK1045 6PK900 AP9001 AP9001
					<b>CT908</b> <b>CT908K1</b> <b>CT908WP1</b>	
1.6 TDI	10/09-	CAYC	77	1598		MTR-CODE: CAYB, CAYC, ALT, (AC) MTR-CODE: CAYB, CAYC, ALT, (-AC) MTR-CODE: CAYB, CAYC, ALT, (-AC) ALT, (Bosch), FOR ALT: 140A, OE-NO 03L903023 ALT, (Valeo), FOR ALT: 140A, OE-NO 03L903023A MTR-CODE: CAYB, CAYC MTR-CODE: CAYB, CAYC, CA MTR-CODE: CAYB, CAYC, CA, ⇒11/2010 MTR-CODE: CAYB, CAYC, CA, 12/2010⇒ MTR-CODE: CAYB, CAYC, ⇒MODEL '10, 6PK1070 6PK842 ELAST 6PK842 ELAST T1 AP9001 AP9001 VD1111
					<b>CT1139</b> <b>CT1139K1</b> <b>CT1139K2</b> <b>CT1139WP1</b>	

**SEAT**



SEAT

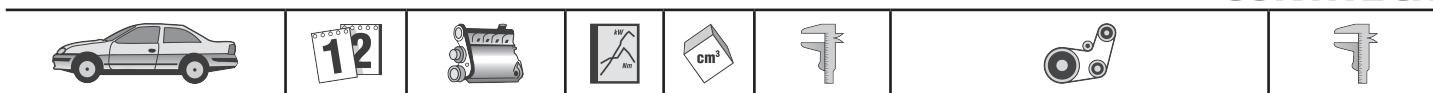
**SEAT**

ALTEA (5P1)



					<p><b>CT1139WP4</b> CA, WP MTR-CODE: CAYB, CAYC, MODEL '11⇒, ⇒11/2010, CA, WP</p> <p><b>CT1139WP6</b> MTR-CODE: CAYB, CAYC, 12/2010⇒, CA, WP</p>	
	11/10-	CAYB	66		<p>MTR-CODE: CAYB, CAYC, ALT, (AC) MTR-CODE: CAYB, CAYC, ALT, (-AC) MTR-CODE: CAYB, CAYC, ALT, (-AC)</p> <p>ALT, (Bosch), FOR ALT: 140A, OE-NO 06F903023C, 06F903023A</p> <p>ALT, (Valeo), FOR ALT: 140A, OE-NO 06F903023F</p> <p>MTR-CODE: CAYB, CAYC</p> <p><b>CT1139</b> MTR-CODE: CAYB, CAYC, CA</p> <p><b>CT1139K1</b> MTR-CODE: CAYB, CAYC, CA, ⇒11/2010</p> <p><b>CT1139K2</b> MTR-CODE: CAYB, CAYC, CA, 12/2010⇒</p> <p><b>CT1139WP4</b> MTR-CODE: CAYB, CAYC, ⇒11/2010, CA, WP</p> <p><b>CT1139WP6</b> MTR-CODE: CAYB, CAYC, 12/2010⇒, CA, WP</p>	<p><b>6PK1070</b> <b>6PK842 ELAST</b> <b>6PK842 ELAST</b> <b>T1</b> <b>AP9001</b></p> <p><b>AP9001</b></p> <p><b>VD1111</b></p>
1.8 TFSI	01/07-	BYT, BZB, CDAA	118	1798	<p>ALT</p> <p>ALT, (Bosch), FOR ALT: 140A, OE-NO 06B903016AB</p> <p>ALT, (Valeo), FOR ALT: 140A, OE-NO 06D903016A, 06J903023C</p> <p><b>CT1143</b> WP</p>	<p><b>6PK1120</b> <b>AP9009</b></p> <p><b>AP9009</b></p>
1.9 TDI	04/04-	BKC, BJB, BLS, BXE	77	1896	<p>ALT, (AC)</p> <p>ALT, (AC)</p> <p>ALT, (-AC)</p> <p>ONLY WITH VD1076</p> <p>ALT, (Bosch), OE-NO 06F903023F, FOR ALT: 140A</p> <p><b>CT1028</b> CA, WP</p> <p><b>CT1028K3</b> CA, WP</p> <p><b>CT1028WP3</b> CA, WP</p>	<p><b>6PK1050</b> <b>6PK1050D2</b> <b>6PK948</b> <b>MS18</b> <b>AP9001</b></p> <p><b>VD1076</b></p>
	08/09-	BXF	66		<p>ALT, (AC)</p> <p>ALT, (AC)</p> <p>ALT, (-AC)</p> <p>ALT, (Bosch), FOR ALT: 110A, OE-NO 06F903023D, FOR ALT: 140A, OE-NO 06F903023F</p> <p>ALT, (Valeo), FOR ALT: 110A, OE-NO 06F903023E, FOR ALT: 140A, OE-NO 06F903023C, 03L903023F</p> <p><b>CT1028</b> CA</p> <p><b>CT1028K3</b> CA</p> <p><b>CT1028WP3</b> CA</p>	<p><b>6PK1050</b> <b>6PK1050D2</b> <b>6PK948</b> <b>AP9001</b></p> <p><b>AP9001</b></p>
2.0 FSI	05/04-03/09	BLR, BLY, BVY, BVZ	110	1984	<p>ALT, (AC)</p> <p>ALT, (-AC)</p> <p>ALT, (Bosch), OE-NO 06F903023F, FOR ALT: 140A</p> <p><b>CT1088</b> CA</p> <p><b>CT1088K1</b> CA</p>	<p><b>6PK1045</b> <b>6PK900</b> <b>AP9001</b></p> <p><b>VD1107</b></p>
2.0 TDI	03/04-05/09	AZV	100	1968	<p>MTR-CODE: AZV, BKD, ALT, (AC)</p> <p>MTR-CODE: AZV, BKD, ALT, (AC)</p> <p>MTR-CODE: AZV, BKD, ALT, (-AC)</p> <p>MODEL '07⇒, ONLY WITH VD1076</p> <p>⇒MODEL '06, ONLY WITH VD1076</p> <p>ALT, (Bosch), OE-NO 06F903023F, FOR ALT: 140A</p> <p><b>CT1051</b> MTR-CODE: AZV, BKD, CA, WP</p> <p><b>CT1051K1</b> CA, WP, MTR-CODE: AZV, BKD, ⇒CH-NO 5P-7-032 500</p> <p><b>CT1051K2</b> CA, WP, MTR-CODE: AZV, BKD, CH-NO 5P-7-032 501⇒</p> <p><b>CT1051WP1</b> CA, WP, ⇒CH-NO 5P-7-032 500, MTR- CODE: AZV, BKD</p> <p><b>CT1051WP2</b> CA, WP, CH-NO 5P-7-032 501⇒, MTR- CODE: AZV, BKD</p>	<p><b>6PK1050</b> <b>6PK1050D2</b> <b>6PK948</b> <b>MS18</b> <b>MS37</b> <b>AP9001</b></p> <p><b>VD1076</b></p>
	03/06-	BMN, CEGA	125		<p>MTR-CODE: BMN, ALT, (AC)</p> <p>MTR-CODE: BMN, ALT, (AC)</p> <p>MTR-CODE: CEGA, ALT, (AC)</p> <p>MTR-CODE: CEGA, ALT, (-AC)</p> <p>ALT, MTR-CODE: CEGA, (-AC)</p>	<p><b>6PK1050</b> <b>6PK1050D2</b> <b>6PK1070</b> <b>6PK842 ELAST</b> <b>6PK842 ELAST</b></p>





<b>SEAT</b>							
<b>ALTEA (5P1)</b>							
					<b>CT1051</b> <b>CT1051K2</b> <b>CT1051WP2</b> <b>CT1134</b> <b>CT1134K1</b> <b>CT1134WP1</b>	MTR-CODE: BMN, ALT, (-AC) ONLY WITH VD1076 ALT, (Bosch), FOR ALT: 140A, OE-NO 06F903023F, MTR-CODE: BMN  MTR-CODE: BMN, CA, WP MTR-CODE: BMN, CA, WP MTR-CODE: BMN, CA, WP MTR-CODE: CEGA, CA, WP MTR-CODE: CEGA, CA, WP MTR-CODE: CEGA, CA, WP	<b>6PK948</b> <b>MS18</b> <b>AP9001</b>       
	11/05-	BMM	103		<b>CT1028</b> <b>CT1028K3</b> <b>CT1028WP4</b>	ALT, PS, (AC) ALT, PS, (AC) ALT, PS, (-AC) ONLY WITH VD1076 ALT, (Bosch), FOR ALT: 110A, OE-NO 06F903023D, FOR ALT: 140A, OE-NO 06F903023F, 06F903023A ALT, (Valeo), FOR ALT: 110A, OE-NO 06F903023E, FOR ALT: 140A, OE-NO 06F903023C  CA, WP CA, WP CA, WP	<b>6PK1050</b> <b>6PK1050D2</b> <b>6PK948</b> <b>MS18</b> <b>AP9001</b>       
2.0 TDI 16V	03/04-	BKD, CFHC	103	1968	<b>CT1051</b> <b>CT1051K1</b>  <b>CT1051K2</b>  <b>CT1051WP1</b>  <b>CT1051WP2</b>  <b>CT1139</b> <b>CT1139K1</b> <b>CT1139K2</b> <b>CT1139WP4</b> <b>CT1139WP6</b>	MTR-CODE: AZV, BKD, ALT, (AC) MTR-CODE: AZV, BKD, ALT, (AC) MTR-CODE: CFHC, ALT, (AC) MTR-CODE: CFHC, ALT, (-AC) MTR-CODE: CFHC, ALT, (-AC)  MTR-CODE: AZV, BKD, ALT, (-AC) MODEL '07⇒, ONLY WITH VD1076 ⇒MODEL '06, ONLY WITH VD1076 MTR-CODE: BKD, CFHC, ALT, (Bosch), OE-NO 06F903023F, FOR ALT: 140A MTR-CODE: BKD MTR-CODE: CFHC MTR-CODE: AZV, BKD, CA, WP CA, WP, MTR-CODE: AZV, BKD, ⇒CH-NO 5P-7-032 500 CA, WP, MTR-CODE: AZV, BKD, CH-NO 5P-7-032 501⇒ CA, WP, ⇒CH-NO 5P-7-032 500, MTR- CODE: AZV, BKD CA, WP, CH-NO 5P-7-032 501⇒, MTR- CODE: AZV, BKD MTR-CODE: CFHC, CA MTR-CODE: CFHC, CA, ⇒11/2010 MTR-CODE: CFHC, CA, 12/2010⇒ MTR-CODE: CFHC, CA, WP, ⇒11/2010 MTR-CODE: CFHC, CA, WP, 12/2010⇒	<b>6PK1050</b> <b>6PK1050D2</b> <b>6PK1070</b> <b>6PK842 ELAST</b> <b>6PK842 ELAST</b> <b>T1</b> <b>6PK948</b> <b>MS18</b> <b>MS37</b> <b>AP9001</b>      
2.0 TFSI	04/06-05/09	BWA	147	1984	<b>CT1088</b> <b>CT1088K1</b>	MTR-CODE: BWA, ALT, (AC) MTR-CODE: BWA, ALT, (-AC) ALT, (Bosch), OE-NO 06F903023F, FOR ALT: 140A MTR-CODE: BWA, CA, WP MTR-CODE: BWA, CA, WP	<b>6PK1054</b> <b>6PK955</b> <b>AP9001</b>   
<b>ALTEA XL (5P5, 5P8)</b>							
1.2 TSI	04/10-	CBZB	77	1197		ALT, (-AC) ALT, (AC) ALT, (Bosch), FOR ALT: 140A, OE-NO 03F 903 023 D, 03C 903 023 F ALT, (Valeo), FOR ALT: 110A, OE-NO 03F 903 023 E	<b>6PK1432</b> <b>6PK1693</b> <b>AP9012</b>   
1.4 16V	10/06-	BXW, CGGB	63	1390	<b>CT957(SET)</b> <b>CT957K1</b> <b>CT957WP1</b>	ALT, (AC) ALT, (-AC) CA CA CA	<b>6PK1100</b> <b>6PK737</b>   
1.4 TSI	11/07-	CAXC	92	1390		ALT ALT, (Valeo), FOR ALT: 140A, OE-NO 03C903023C ALT, (Bosch), FOR ALT: 140A, OE-NO 03C 903 023 A ALT, (Valeo), FOR ALT: 140A, OE-NO 03C 903 023 G	<b>6PK1733</b> <b>AP9001</b>   
1.6	10/06-	BSE, BSF,	75	1595		ALT, (AC)	<b>6PK1045</b>

**SEAT**



# SEAT

ALTEA XL (5P5, 5P8)

		CCSA, CMXA			CT908 CT908K1 CT908WP1	ALT, (-AC) ALT, (Bosch), FOR ALT: 140A, OE-NO 06F903023A, 06F903023F, MTR-CODE: CCSA, BSF, BSE ALT, (Valeo), FOR ALT: 140A, OE-NO 06F903023C, MTR-CODE: CCSA, BSF, BSE CA CA CA	6PK900 AP9001 AP9001
1.6 LPG	09/09-	CHGA	75	1595	CT908 CT908K1 CT908WP1	ALT, (-AC) ALT, (Bosch), FOR ALT: 110A, OE-NO 06F903023G ALT, (Valeo), FOR ALT: 90A, OE-NO 06A903023, FOR ALT: 110A, OE-NO 06F903023G, FOR ALT: 140A, OE-NO 06F903023C CA CA CA	6PK900 AP9001 AP9001
1.6 Multifuel	10/06-	CCSA	75	1595	CT908 CT908K1 CT908WP1	ALT, (AC) ALT, (-AC) ALT, (Bosch), FOR ALT: 140A, OE-NO 06F903023A, 06F903023F ALT, (Valeo), FOR ALT: 140A, OE-NO 06F903023C CA CA CA	6PK1045 6PK900 AP9001 AP9001
1.6 TDI	10/09-	CAYC	77	1598	CT1139 CT1139K1 CT1139K2 CT1139WP1 CT1139WP4 CT1139WP6	MTR-CODE: CAYB, CAYC, ALT, (AC) MTR-CODE: CAYB, CAYC, ALT, (-AC) MTR-CODE: CAYB, CAYC, ALT, (-AC) ALT, (Bosch), FOR ALT: 140A, OE-NO 03L903023 ALT, (Valeo), FOR ALT: 140A, OE-NO 03L903023A MTR-CODE: CAYB, CAYC MTR-CODE: CAYB, CAYC, CA MTR-CODE: CAYB, CAYC, CA, ⇒11/2010 MTR-CODE: CAYB, CAYC, CA, 12/2010⇒ MTR-CODE: CAYB, CAYC, ⇒MODEL '10, CA, WP MTR-CODE: CAYB, CAYC, MODEL '11⇒, ⇒11/2010, CA, WP MTR-CODE: CAYB, CAYC, 12/2010⇒, CA, WP	6PK1070 6PK842 ELAST 6PK842 ELAST T1 AP9001 AP9001 VD1111
	11/10-	CAYB	66		CT1139 CT1139K1 CT1139K2 CT1139WP4 CT1139WP6	MTR-CODE: CAYB, CAYC, ALT, (AC) MTR-CODE: CAYB, CAYC, ALT, (-AC) MTR-CODE: CAYB, CAYC, ALT, (-AC) ALT, (Bosch), FOR ALT: 140A, OE-NO 06F903023C, 06F903023A ALT, (Valeo), FOR ALT: 140A, OE-NO 06F903023F MTR-CODE: CAYB, CAYC MTR-CODE: CAYB, CAYC, CA MTR-CODE: CAYB, CAYC, CA, ⇒11/2010 MTR-CODE: CAYB, CAYC, CA, 12/2010⇒ MTR-CODE: CAYB, CAYC, ⇒11/2010, CA, WP MTR-CODE: CAYB, CAYC, 12/2010⇒, CA, WP	6PK1070 6PK842 ELAST 6PK842 ELAST T1 AP9001 AP9001 VD1111
1.8 TFSI	01/07-	BYT, BZB, CDAA	118	1798	CT1143	ALT ALT, (Bosch), FOR ALT: 140A, OE-NO 06B903016AB ALT, (Valeo), FOR ALT: 140A, OE-NO 06D903016A, 06J903023C WP	6PK1120 AP9009 AP9009
1.9 TDI	10/06-	BKC, BLS, BXE	77	1896		ALT, (AC) ALT, (AC) ALT, (-AC) ONLY WITH VD1076 ALT, (Bosch), FOR ALT: 110A, OE-NO 06F903023D, FOR ALT: 140A, OE-NO 06F903023A, 06F903023F ALT, (Valeo), FOR ALT: 110A, OE-NO 06F903023E, FOR ALT: 140A, OE-NO	6PK1050 6PK1050D2 6PK948 MS18 AP9001 AP9001





<b>SEAT</b>						
<b>ALTEA XL (5P5, 5P8)</b>						
					06F903023C	VD1076
				CT1028 CT1028K3 CT1028WP3	CA CA CA, WP	
	08/09-	BXF	66		ALT, (AC) ALT, (AC) ALT, (Bosch), FOR ALT: 110A, OE-NO 06F903023D, FOR ALT: 140A, OE-NO 06F903023F ALT, (Valeo), FOR ALT: 110A, OE-NO 06F903023E, FOR ALT: 140A, OE-NO 06F903023C, 03L903023F	6PK1050 6PK1050D2 AP9001  AP9001
				CT1028 CT1028K3 CT1028WP3	CA CA CA	
2.0 FSI	10/06-03/09	BVY, BVZ	110	1984	ALT, (AC) ALT, (-AC)	6PK1045 6PK900 VD1107
				CT1088 CT1088K1	CA CA	
2.0 TDI	10/06-	BMM	103	1968	ALT, PS, (AC) ALT, PS, (AC) ALT, PS, (-AC) ONLY WITH VD1076 ALT, (Bosch), FOR ALT: 110A, OE-NO 06F903023D, FOR ALT: 140A, OE-NO 06F903023A, 06F903023F, MTR-CODE: BMM ALT, (Valeo), FOR ALT: 110A, OE-NO 06F903023E, FOR ALT: 140A, OE-NO 06F903023C, MTR-CODE: BMM	6PK1050 6PK1050D2 6PK948 MS18 AP9001  AP9001  VD1076
				CT1028 CT1028K3 CT1028WP4	CA, WP CA, WP CA, WP	
	06/07-	BMN, CEGA	125		MTR-CODE: BMN, ALT, (AC) MTR-CODE: BMN, ALT, (AC) MTR-CODE: CEGA, ALT, (AC) MTR-CODE: CEGA, ALT, (-AC) MTR-CODE: CEGA, ALT, (-AC)  MTR-CODE: BMN, ALT, (-AC) ONLY WITH VD1076 ALT, (Bosch), FOR ALT: 110A, OE-NO 06F903023D, FOR ALT: 140A, OE-NO 06F903023A, 06F903023F, MTR-CODE: BMN ALT, (Valeo), FOR ALT: 110A, OE-NO 06F903023E, FOR ALT: 140A, OE-NO 06F903023C, MTR-CODE: BMN	6PK1050 6PK1050D2 6PK1070 6PK842 ELAST 6PK842 ELAST T1 6PK948 MS18 AP9001  AP9001  VD1076
				CT1051 CT1051K2 CT1051WP2 CT1134 CT1134K1 CT1134WP1	MTR-CODE: BMN, CA, WP MTR-CODE: BMN, CA, WP MTR-CODE: BMN, CA, WP MTR-CODE: CEGA, CA, WP MTR-CODE: CEGA, CA, WP MTR-CODE: CEGA, CA, WP	
	11/06-03/09	AZV	100		MTR-CODE: AZV, BKD, ALT, (AC) MTR-CODE: AZV, BKD, ALT, (AC) MTR-CODE: AZV, BKD, ALT, (-AC) ALT, (Bosch), FOR ALT: 110A, OE-NO 06F903023D, FOR ALT: 140A, OE-NO 06F903023A, 06F903023F ALT, (Valeo), FOR ALT: 110A, OE-NO 06F903023E, FOR ALT: 140A, OE-NO 06F903023C	6PK1050 6PK1050D2 6PK948 AP9001  AP9001
				CT1051 CT1051K1	MTR-CODE: AZV, BKD, CA, WP CA, WP, MTR-CODE: AZV, BKD, ⇨CH-NO 5P-7-032 500	
				CT1051K2	CA, WP, MTR-CODE: AZV, BKD, CH-NO 5P-7-032 501⇨	
				CT1051WP1	CA, WP, ⇨CH-NO 5P-7-032 500, MTR- CODE: AZV, BKD	
				CT1051WP2	CA, WP, CH-NO 5P-7-032 501⇨, MTR- CODE: AZV, BKD	
2.0 TDI 16V	10/06-	BKD, CFHC	103	1968	MTR-CODE: AZV, BKD, ALT, (AC) MTR-CODE: AZV, BKD, ALT, (AC)	6PK1050 6PK1050D2

**SEAT**



**SEAT**

ALTEA XL (5P5, 5P8)



					<p>MTR-CODE: CFHC, ALT, (AC) MTR-CODE: CFHC, ALT, (-AC) MTR-CODE: CFHC, ALT, (-AC)</p> <p>MTR-CODE: AZV, BKD, ALT, (-AC) ONLY WITH VD1076 ALT, (Bosch), FOR ALT: 110A, OE-NO 06F903023D, FOR ALT: 140A, OE-NO 06F903023A, 06F903023F, MTR-CODE: BKD, CFHC ALT, (Valeo), FOR ALT: 110A, OE-NO 06F903023E, FOR ALT: 140A, OE-NO 06F903023C, MTR-CODE: BKD, CFHC MTR-CODE: BKD MTR-CODE: CFHC</p> <p>MTR-CODE: AZV, BKD, CA, WP CA, WP, MTR-CODE: AZV, BKD, ⇒CH-NO 5P-7-032 500</p> <p>CA, WP, MTR-CODE: AZV, BKD, CH-NO 5P-7-032 501⇒</p> <p>CA, WP, ⇒CH-NO 5P-7-032 500, MTR-CODE: AZV, BKD</p> <p>CA, WP, CH-NO 5P-7-032 501⇒, MTR-CODE: AZV, BKD</p> <p>MTR-CODE: CFHC, CA MTR-CODE: CFHC, CA, ⇒11/2010 MTR-CODE: CFHC, CA, 12/2010⇒ MTR-CODE: CFHC, CA, WP, ⇒11/2010 MTR-CODE: CFHC, CA, WP, 12/2010⇒</p>	<p>6PK1070 6PK842 ELAST 6PK842 ELAST T1 6PK948 MS18 AP9001</p> <p>AP9001</p> <p>VD1076 VD1111</p>
2.0 TDI 4x4	06/07-	BMN, CEGA, CFJA	125	1968	<p>MTR-CODE: BMN, ALT, (AC) MTR-CODE: BMN, ALT, (AC) MTR-CODE: CEGA, CFJA, ALT, (AC) MTR-CODE: CEGA, CFJA, ALT, (-AC) MTR-CODE: CEGA, CFJA, ALT, (-AC)</p> <p>MTR-CODE: BMN, ALT, (-AC) ONLY WITH VD1076 ALT, (Bosch), FOR ALT: 110A, OE-NO 06F903023D, FOR ALT: 140A, OE-NO 06F903023A, 06F903023F, MTR-CODE: BMN ALT, (Valeo), FOR ALT: 110A, OE-NO 06F903023E, FOR ALT: 140A, OE-NO 06F903023C, MTR-CODE: BMN MTR-CODE: BMN, CEGA MTR-CODE: CFJA</p> <p>MTR-CODE: BMN, CA, WP MTR-CODE: BMN, CA, WP MTR-CODE: BMN, CA, WP MTR-CODE: CEGA, CA, WP MTR-CODE: CEGA, CA, WP MTR-CODE: CEGA, CA, WP MTR-CODE: CFJA, CA, WP MTR-CODE: CFJA, CA, WP, ⇒11/2010 MTR-CODE: CFJA, CA, WP, 12/2010⇒ MTR-CODE: CFJA, CA, WP, ⇒11/2010 MTR-CODE: CFJA, CA, WP, 12/2010⇒</p>	<p>6PK1050 6PK1050D2 6PK1070 6PK842 ELAST 6PK842 ELAST T1 6PK948 MS18 AP9001</p> <p>AP9001</p> <p>VD1076 VD1111</p>
		BMM	103		<p>ALT, PS, (AC) ALT, PS, (AC) ALT, PS, (-AC) ONLY WITH VD1076 ALT, (Bosch), FOR ALT: 110A, OE-NO 06F903023D, FOR ALT: 140A, OE-NO 06F903023A, 06F903023F, MTR-CODE: BMM ALT, (Valeo), FOR ALT: 110A, OE-NO 06F903023E, FOR ALT: 140A, OE-NO 06F903023C, MTR-CODE: BMM</p> <p>CA, WP CA, WP CA, WP</p>	<p>6PK1050 6PK1050D2 6PK948 MS18 AP9001</p> <p>AP9001</p> <p>VD1076</p>
2.0 TFSI 4x4	06/07-05/09	BWA	147	1984	<p>MTR-CODE: BWA, ALT, (AC) MTR-CODE: BWA, ALT, (-AC) ALT, (Bosch), FOR ALT: 140A, OE-NO 06F903023 A, 06F903023 F ALT, (Valeo), FOR ALT: 140A, OE-NO 06F903023 C</p>	<p>6PK1054 6PK955 AP9001</p> <p>AP9001</p>





# SEAT

SEAT							
<b>ALTEA XL (5P5, 5P8)</b>							
					<b>CT1088</b>	MTR-CODE: BWA, CA, WP	
					<b>CT1088K1</b>	MTR-CODE: BWA, CA, WP	
	05/09-	CCZB	155			ALT, (AC)	<b>6PK1120</b>
						ALT, (Bosch), FOR ALT: 140A, OE-NO 06B903016AB	<b>AP9009</b>
						ALT, (Valeo), FOR ALT: 140A, OE-NO 06J903023C	<b>AP9009</b>
					<b>CT1143</b>	WP	
<b>AROSA (6H)</b>							
1.0							
	10/98-02/00	AHT	37	997		ALT, (-PS), (AC), MTR-CODE: AHT	<b>6PK1480</b>
						ALT, (PS), (-AC), MTR-CODE: AHT	<b>6PK1520</b>
						ALT, (PS), (AC), MTR-CODE: AHT	<b>6PK1880</b>
	05/97-06/04	AER, ANV, ALD, ALL, AUC		999		ALT, (PS), (-AC), MTR-CODE: AER, AUC, ALL, ALD, ANV	<b>6PK1070</b>
						ALT, (PS), (AC), MTR-CODE: AER, AUC, ALL, ALD, ANV	<b>6PK1125</b>
						ALT, (-PS), (-AC), MTR-CODE: AER, AUC, ALL, ALD, ANV	<b>6PK751</b>
					<b>CT846</b>	CA	
					<b>CT846K1</b>	CA, MTR-CODE: AER, ALL	
					<b>CT846K1</b>	CA, MTR-CODE: ALD, ANV, AUC, ⇒CH-NO 6H-Y-014 000	
					<b>CT846K2</b>	CA, MTR-CODE: ALD, ANV, AUC, CH-NO 6H-Y-014 001⇒	
					<b>CT846WP1</b>	CA, MTR-CODE: AER, ALL	
					<b>CT846WP1</b>	CA, MTR-CODE: ALD, ANV, AUC, ⇒CH-NO 6H-Y-014 000	
					<b>CT846WP2</b>	CA, MTR-CODE: ALD, ANV, AUC, CH-NO 6H-Y-014 001⇒	
1.4	05/97-06/04	AEX, AKV, APQ, ANW, AKK, AUD	44	1390		ALT, (PS), (-AC)	<b>6PK1070</b>
						ALT, (PS), (AC)	<b>6PK1125</b>
						ALT, (-PS), (-AC)	<b>6PK751</b>
					<b>CT846</b>	CA	
					<b>CT846K1</b>	CA, MTR-CODE: AEX, APQ, AKV	
					<b>CT846K1</b>	CA, MTR-CODE: AKK, ANW, AUD, ⇒CH-NO 6H-Y-014 000	
					<b>CT846K2</b>	CA, MTR-CODE: AKK, ANW, AUD, CH-NO 6H-Y-014 001⇒	
					<b>CT846WP1</b>	CA, MTR-CODE: AKK, ANW, AUD, ⇒CH-NO 6H-Y-014 000	
					<b>CT846WP2</b>	CA, MTR-CODE: AKK, ANW, AUD, CH-NO 6H-Y-014 001⇒	
					<b>CT846WP3</b>	CA, MTR-CODE: AEX, APQ, AKV	
1.4 16V	01/00-06/04	AFK, AQQ, AUB	74	1390		ALT, (PS), (-AC)	<b>6PK1070</b>
						ALT, (PS), (AC)	<b>6PK1125</b>
						ALT, (-PS), (-AC)	<b>6PK751</b>
					<b>CT957(SET)</b>	CA	
					<b>CT957K1</b>	CA	
					<b>CT957WP1</b>	CA	
1.4 TDI	01/00-06/04	AMF	55	1422		ALT, PS, (AC)	<b>6DPK1188</b>
						ALT, PS, (-AC)	<b>6PK1120</b>
						ALT, (Bosch), FOR ALT: 70A, OE-NO 045 903 023 B, FOR ALT: 90A, OE-NO 045 903 023, FOR ALT: 120A, OE-NO 045 903 023 A	<b>AP9001</b>
					<b>CT1028</b>	CA, WP	
					<b>CT1028K1</b>	CA, WP, ⇒MTR-NO 011 494	
					<b>CT1028K2</b>	CA, WP, MTR-NO 011 495⇒, ⇒CH-NO 6H-2-023 000	
					<b>CT1028K3</b>	CA, WP, CH-NO 6H-2-023 001⇒	
					<b>CT1028K4</b>	CA, WP, MTR-NO 011 495⇒, ⇒CH-NO 6H-2-023 000	
					<b>CT1028K5</b>	CA, WP, ⇒MTR-NO 011 494	
					<b>CT1028WP1</b>	CA, WP, MTR-CODE: AMF, ANY, CH-NO 6H-2-023 001⇒	
1.7 SDI	08/97-06/04	AKU	44	1716		ALT, PS	<b>5PK1219</b>
						ALT, CH-NO 6H-Y-000 001⇒, (Bosch), FOR ALT: 70A, OE-NO 038 903 025, FOR ALT: 90A, OE-NO 038 903 025 A	<b>AP9057</b>
						ALT, ⇒CH-NO 6H-X-046 000, (Bosch), FOR ALT: 70A, OE-NO 028 903 026 B, FOR ALT: 90A, OE-NO 028 903 026 A, 028 903 028 P	<b>AP9059</b>
					<b>CT1012</b>	CA	
					<b>CT1012K1</b>	CA	
					<b>CT1012K2</b>	CA	
<b>CORDOBA (6K1, 6K2)</b>							
1.0 CL							
	02/93-06/96	AAU	33	1043		ALT	<b>11,9X710Ld</b>

**SEAT**



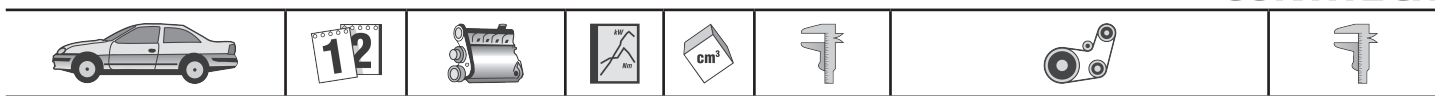



# SEAT

CORDOBA (6K1, 6K2)

					<b>CT629</b> <b>CT629WP1</b>	CA CA	
1.0 i	09/96-06/99	AER	37	999		ALT, PS ALT, AC, PS ALT CA CA CA	<b>6PK1070</b> <b>6PK1185</b> <b>6PK751</b>
					<b>CT846</b> <b>CT846K1</b> <b>CT846WP1</b>	CA CA CA	
1.3	02/93-08/94	2G, AAV	40	1272		ALT	<b>11,9X710Ld</b>
					<b>CT629</b>	CA	
1.4 i	06/94-06/99	ABD, AEX, AKV, APQ	44	1390		ALT, PS, (-AC), MTR-CODE: ABD, AEX, ANX, APQ ALT, PS, (-AC), MTR-CODE: ABD ALT, PS, AC, MTR-CODE: ABD ALT, PS, AC, MTR-CODE: AEX, ANX, APQ ALT, (-PS), (-AC), MTR-CODE: ABD ALT, (-PS), (-AC), MTR-CODE: AEX, ANX, APQ	<b>6PK1070</b> <b>6PK1100</b> <b>6PK1153</b> <b>6PK1185</b> <b>6PK737</b> <b>6PK751</b>
					<b>CT629</b> <b>CT629WP1</b> <b>CT846</b> <b>CT846K1</b> <b>CT846WP3</b>	CA, MTR-CODE: ABD CA, MTR-CODE: ABD CA, MTR-CODE: AEX, ANX, APQ CA, MTR-CODE: AEX, ANX, APQ CA, MTR-CODE: AEX, ANX, APQ	
1.4 i 16V	09/96-06/99	AFH	74	1390		ALT, PS ALT, PS, AC ALT CA	<b>6PK1070</b> <b>6PK1185</b> <b>6PK751</b>
					<b>CT907</b>	CA	
1.6 i	05/94-06/99	1F	55	1595		PS, (-AC) PS, WP, (AC) 2.FAN ALT, (AC) ALT, WP, (-AC) CA CA	<b>11,5X685Ld</b> <b>11,5X755Ld</b> <b>2PJ860</b> <b>6PK1153</b> <b>6PK894</b>
					<b>CT637</b> <b>CT637K1</b>	CA CA	
	02/93-06/99	ABU, AEE, ALM		1598		2.FAN ALT, PS, (-AC), MTR-CODE: AEE, ALM ALT, PS, (-AC), MTR-CODE: ABU ALT, PS, AC, MTR-CODE: AEE, ALM, ABU ALT, (-PS), (-AC), MTR-CODE: ABU ALT, (-PS), (-AC), MTR-CODE: AEE, ALM CA, MTR-CODE: ABU CA, MTR-CODE: ABU CA, MTR-CODE: AEE, ALM CA, MTR-CODE: AEE, ALM CA, MTR-CODE: AEE, ALM	<b>2PJ860</b> <b>6PK1070</b> <b>6PK1100</b> <b>6PK1185</b> <b>6PK737</b> <b>6PK751</b>
					<b>CT732</b> <b>CT732WP1</b> <b>CT847</b> <b>CT847K1</b> <b>CT847WP1</b>	CA, MTR-CODE: ABU CA, MTR-CODE: ABU CA, MTR-CODE: AEE, ALM CA, MTR-CODE: AEE, ALM CA, MTR-CODE: AEE, ALM	
	07/96-10/99	AFT, AKL	74	1595		PS, (-AC) PS, WP, (AC) ALT, (AC) ALT, (-AC) CA CA	<b>11,5X685Ld</b> <b>11,5X755Ld</b> <b>6PK1153</b> <b>6PK894</b>
					<b>CT848</b> <b>CT848K4</b>	CA CA	
1.8 i	02/93-06/99	ABS, ADZ, ACC	66	1781		PS PS, (AC) 2.FAN ALT, AC ALT ALT, (TP) CA CA	<b>11,5X685Ld</b> <b>11,5X755Ld</b> <b>2PJ860</b> <b>6PK1153</b> <b>6PK894</b> <b>6PK976</b>
					<b>CT637</b> <b>CT637K1</b>	CA CA	
1.8 i 16V	10/93-08/96	ADL	95	1781		PS, (-AC) PS, WP, (AC) ALT, WP, (-AC) ALT, AC ALT, WP, (-AC) CA CA	<b>11,5X685Ld</b> <b>11,5X755Ld</b> <b>6PK1033</b> <b>6PK1153</b> <b>6PK976</b>
					<b>CT869</b> <b>CT869K2</b>	CA CA	
1.9 D	02/93-08/96	1Y	50	1896		PS, (-AC) PS, WP, (AC) 2.FAN ALT, (-AC), (TENS DAMPER) ALT, (AC) ALT, (-AC), (-TENS DAMPER) ONLY WITH VD1084 CA CA	<b>11,5X730Ld</b> <b>11,5X790Ld</b> <b>2PJ860</b> <b>6PK1045</b> <b>6PK1145</b> <b>6PK923</b> <b>MS13</b> <b>VD1084</b>
					<b>CT867</b> <b>CT867K2</b>	CA CA	
	01/96-08/96		47			PS, (-AC) PS, WP, (AC)	<b>11,5X730Ld</b> <b>11,5X790Ld</b>





<b>SEAT</b>						
<b>CORDOBA (6K1, 6K2)</b>						
					2.FAN ALT, (-AC), (TENS DAMPER) ALT, (AC) ALT, (-AC), (-TENS DAMPER) ONLY WITH VD1084 <b>CT867</b> CA CA	2PJ860 6PK1045 6PK1145 6PK923 MS13 VD1084
1.9 SDI	08/96-06/99	AEY	47	1896	PS, (-AC) PS, WP, (AC) 2.FAN ALT, (-AC), (TENS DAMPER) ALT, (AC) ALT, (-AC), (-TENS DAMPER) ONLY WITH VD1084 ALT, ⇒CH-NO 6K-X-026679, (Bosch), FOR ALT: 90A, OE-NO 028 903 028 J ALT, (Bosch), FOR ALT: 120A, OE-NO 028 903 026 G <b>CT945</b> <b>CT945K1</b> CA CA	11,5X730Ld 11,5X790Ld 2PJ860 6PK1045 6PK1145 6PK923 MS13 AP9004 AP9004 VD1084
1.9 TD	02/93-08/96	AAZ	55	1896	PS, (-AC) PS, WP, (AC) 2.FAN ALT, (-AC), (TENS DAMPER) ALT, (AC) ALT, (-AC), (-TENS DAMPER) ONLY WITH VD1084 <b>CT867</b> <b>CT867K1</b> <b>CT867K2</b> CA CA, ⇒MTR-NO 552765 CA, MTR-NO 552766⇒	11,5X730Ld 11,5X790Ld 2PJ860 6PK1045 6PK1145 6PK923 MS13 VD1084
1.9 TDI	08/96-06/99	1Z, AHU	66	1896	PS, (-AC) PS, WP, (AC) 2.FAN ALT, (-AC), (TENS DAMPER) ALT, (AC) ALT, (-AC), (-TENS DAMPER) ONLY WITH VD1084 ALT, (Bosch), FOR ALT: 70A, FOR ALT: 90A ALT, ⇒CH-NO 6K-X-026679, (Bosch), FOR ALT: 90A, OE-NO 028 903 028 J ALT, (Bosch), FOR ALT: 120A, OE-NO 028 903 026G MTR-CODE: AHU, 1Z <b>CT867</b> <b>CT867K4</b> CA CA	11,5X730Ld 11,5X790Ld 2PJ860 6PK1045 6PK1145 6PK923 MS13 AP9001 AP9004 AP9004 VD1084
	03/97-06/99	AFN	81		PS, (-AC) PS, WP, (AC) 2.FAN ALT, (-AC), (TENS DAMPER) ALT, (AC) ALT, (-AC), (-TENS DAMPER) ONLY WITH VD1084 ALT, (Bosch), FOR ALT: 90A, OE-NO 038 903 023 L, FOR ALT: 120A, OE-NO 028 903 028 E ALT, ⇒CH-NO 6K-X-026679, (Bosch), FOR ALT: 90A, OE-NO 028 903 028 J ALT, (Bosch), FOR ALT: 120A, OE-NO 028 903 026 G MTR-CODE: AFN <b>CT867</b> <b>CT867K4</b> CA CA	11,5X730Ld 11,5X790Ld 2PJ860 6PK1045 6PK1145 6PK923 MS13 AP9001 AP9004 AP9004 VD1084
2.0 i	02/93-06/99	2E, AGG	85	1984	PS, (-AC) PS, (AC) 2.FAN ALT, (AC) ALT, (-AC) ALT, (-AC), (TP) CA CA <b>CT630</b> <b>CT630K1</b> CA	11,5X685Ld 11,5X755Ld 2PJ860 6PK1153 6PK894 6PK976
2.0 i 16V	08/96-06/99	ABF	110	1984	PS, (-AC) PS, (AC) 2.FAN ALT, (-PS), (-AC) ALT, (PS), (AC)	11,5X685Ld 11,5X755Ld 2PJ860 6PK1033 6PK1153

**SEAT**



# SEAT

CORDOBA (6K1, 6K2)

					CT872 CT872K2	ALT, (PS), (-AC) CA CA	6PK894
--	--	--	--	--	------------------	------------------------------	--------

CORDOBA (6K2)  
1.0

06/99-10/02	ANV, ALD, AUC	37	999	CT846 CT846K1 CT846K1 CT846K2 CT846K2 CT846WP1 CT846WP1 CT846WP2 CT846WP2	ALT, (PS), (-AC) ALT, (PS), (AC) ALT, (-PS), (-AC) CA CA, MTR-CODE: ALD, ⇒MTR-NO 037 797 CA, MTR-CODE: ANV CA, MTR-CODE: ALD, MTR-NO 037 798⇒ CA, MTR-CODE: AUC CA, MTR-CODE: ALD, ⇒MTR-NO 037 797 CA, MTR-CODE: ANV CA, MTR-CODE: ALD, MTR-NO 037 798⇒ CA, MTR-CODE: AUC	6PK1070 6PK1185 6PK751	
1.0 16V	05/00-10/02	AVZ, AST	51	999	CT907	ALT, (PS), (-AC) ALT, (PS), (AC) CA	6PK1070 6PK1185
1.4	06/99-10/02	ANW, AKK, AUD	44	1390	CT846 CT846K1 CT846K2 CT846K2 CT846WP1 CT846WP2 CT846WP2	ALT, (PS), (-AC) ALT, (PS), (AC) ALT, (-PS), (-AC) CA CA, MTR-CODE: AKK, ⇒MTR-NO 127806 CA, MTR-CODE: AKK, MTR-NO 127807⇒ CA, MTR-CODE: ANW, AUD CA, MTR-CODE: AKK, ⇒MTR-NO 127806 CA, MTR-CODE: AKK, MTR-NO 127807⇒ CA, MTR-CODE: ANW, AUD	6PK1070 6PK1185 6PK751
1.4 16V	05/00-10/02	APE, AUA	55	1390	CT957(SET) CT957K1 CT957WP1	ALT, (-AC) ALT, (AC) CA CA CA	6PK1070 6PK1185
	02/00-10/02	AQQ, AUB	74		CT957(SET) CT957K1 CT957WP1	ALT, (-AC) ALT, (AC) CA CA CA	6PK1070 6PK1185
1.6	06/99-10/02	ALM	55	1598	CT847 CT847K1 CT847WP1	ALT, (-AC) ALT, (AC) CA CA CA	6PK1070 6PK1185
		AEH, AKL, APF, AUR	74	1595	CT908 CT908K1 CT908WP1	ALT, (AC) ALT, (-AC) CA CA CA	6DPK1195 6PK1120
1.8 T 20V Cupra	07/00-10/02	AQX, AYP	115	1781	CT909 CT909K2 CT909K3 CT909WP1	ALT, (AC) ALT, (-AC) CA CA CA CA	6DPK1195 6PK1120 VD1107
1.9 SDI	06/99-10/02	AQM, AGP	50	1896	CT1044 CT1044 CT1044K1 CT1044K1 CT1044WP1 CT1044WP1 CT946 CT946 CT946K1 CT946K1	ALT, (AC) ALT, (-AC) ALT, (Bosch), FOR ALT: 70A, OE-NO 038 903 023 K, FOR ALT: 90A, OE-NO 038 903 023 L CA, MTR-CODE: AQM, MTR-NO 045 001⇒ MTR-CODE: AGP, CA, MTR-NO 595 001⇒ CA, MTR-CODE: AQM, MTR-NO 045 001⇒ MTR-CODE: AGP, CA, MTR-NO 595 001⇒ CA, MTR-CODE: AQM, MTR-NO 045 001⇒ MTR-CODE: AGP, MTR-NO 595 001⇒ CA, MTR-CODE: AQM, ⇒MTR-NO 045 000 MTR-CODE: AGP, CA, ⇒MTR-NO 595 000 CA, MTR-CODE: AQM, ⇒MTR-NO 004 131 MTR-CODE: AGP, CA, ⇒MTR-NO 229 902	6PK1660 6PK906 AP9001 VD1089
1.9 TDI	06/99-10/02	AHU, ALH, AGR	66	1896		ALT, (AC) ALT, (-AC) ALT, (Bosch), FOR ALT: 70A, OE-NO 038 903 023 K, FOR ALT: 90A, OE-NO 038 903	6PK1660 6PK906 AP9001





# SEAT

CORDOBA (6K2)					
					023 L MTR-CODE: AGR, ALH <b>VD1089</b> <b>CT1044</b> CA, MTR-CODE: AGR, MTR-NO 565 001⇒ <b>CT1044</b> CA, MTR-CODE: ALH, MTR-NO 500 001⇒ <b>CT1044K1</b> CA, MTR-CODE: AGR, MTR-NO 565 001⇒ <b>CT1044K1</b> MTR-CODE: ALH, CA, MTR-NO 500 001⇒ <b>CT1044WP1</b> MTR-CODE: AGR, CA, MTR-NO 565 001⇒ <b>CT1044WP1</b> MTR-CODE: ALH, CA, MTR-NO 500 001⇒ <b>CT946</b> CA, MTR-CODE: AGR, ⇒MTR-NO 565 000 <b>CT946</b> CA, MTR-CODE: ALH, ⇒MTR-NO 500 000
	ASV, ASK	81			ALT, (AC) ALT, (-AC) ALT, (Bosch), FOR ALT: 70A, OE-NO 038 903 023 K, FOR ALT: 90A, OE-NO 038 903 023 L MTR-CODE: ASV <b>VD1089</b> <b>CT1044</b> CA, MTR-CODE: ASV, MTR-NO 150 001⇒ <b>CT1044K1</b> CA, MTR-CODE: ASV, MTR-NO 150 001⇒ <b>CT1044WP1</b> CA, MTR-CODE: ASV, MTR-NO 150 001⇒ <b>CT946</b> CA, MTR-CODE: ASV, ⇒MTR-NO 150 000  <b>6PK1660</b> <b>6PK906</b> <b>AP9001</b>
CORDOBA (6L2)					
1.2	10/02-06/06	AZQ, BME	47	1198	ALT, (-AC) ALT, PS, AC, CH-NO 6L-3-207 001⇒, MTR- CODE: AZQ, BME <b>6PK1453</b> <b>6PK1873</b> ALT, PS, AC, ⇒CH-NO 6L-3-207 000 <b>6PK1880</b> ALT, (Valeo), FOR ALT: 70A, OE-NO <b>AP9006</b> 03D903025D, 03D903025H, FOR ALT: 90A, OE-NO 03D903025E, 03D903025J
1.2 12V	05/06-11/09	BXV	51	1198	ALT, (-AC) ALT, PS, AC, CH-NO 6L-3-207 001⇒, MTR- CODE: AZQ, BME <b>6PK1453</b> <b>6PK1873</b> ALT, PS, AC, ⇒CH-NO 6L-3-207 000 <b>6PK1880</b> ALT, (Valeo), FOR ALT: 70A, OE-NO <b>AP9006</b> 03D903025D, 03D903025H, FOR ALT: 90A, OE-NO 03D903025E, 03D903025J
1.4 16V	09/02-12/07	BBY, BKY	55	1390	ALT, (AC) ALT, (-AC) CA, WP <b>6PK1080</b> <b>6PK737</b> CA, WP CA, WP
	10/02-11/09	AUB, BBZ	74		ALT, (AC) ALT, (-AC) CA <b>6PK1080</b> <b>6PK737</b> CA CA CA
	05/06-11/09	BXW	63		ALT, (AC) ALT, (-AC) CA <b>6PK1080</b> <b>6PK737</b> CA CA CA
1.4 TDI	10/02-12/05	AMF	55	1422	ALT, PS, (-AC) ALT, PS, (AC) ALT, (Bosch), FOR ALT: 70A, OE-NO 045 903 023 B, FOR ALT: 90A, OE-NO 045 903 023 <b>6PK858</b> <b>6PK995</b> <b>AP9001</b> CA, WP <b>CT1028</b> CA, WP <b>CT1028K3</b> CA, WP <b>CT1028WP3</b> CA, WP
	05/05-11/09	BNM	51		ALT, (-AC) ALT, (AC) ALT, (Bosch), FOR ALT: 70A, OE-NO 045 903 023 C, FOR ALT: 90A, OE-NO 045 903 023, FOR ALT: 120A, OE-NO 045 903 023 A <b>6PK820</b> <b>6PK995</b> <b>AP9001</b> CA, WP <b>CT1028</b> CA, WP <b>CT1028K3</b> CA, WP <b>CT1028WP3</b> CA, WP
	06/05-11/09	BMS, BNV	59		ALT, (AC), MTR-CODE: BMS ALT, (-AC) ALT, (AC), MTR-CODE: BNV ALT, (Bosch), FOR ALT: 70A, OE-NO 045 903 023 C, FOR ALT: 90A, OE-NO 045 903 023, FOR ALT: 120A, OE-NO 045 903 023 A <b>6PK1180</b> <b>6PK820</b> <b>6PK995</b> <b>AP9001</b> CA, WP <b>CT1028</b> CA, WP <b>CT1028K3</b> CA, WP <b>CT1028WP3</b> CA, WP
1.6	04/03-11/09	BAH	74	1598	ALT, AC ALT <b>6PK1080</b> <b>6PK751</b> CA <b>CT846</b> CA <b>CT846K2</b> CA

**SEAT**



**SEAT**

**CORDOBA (6L2)**

↔					<b>CT846WP2</b>	CA	
1.6 16V	11/06-11/09	BTS	77	1598		ALT, (-AC) ALT, (AC)	<b>6PK1090</b> <b>6PK1733</b>
1.9 SDI	09/02-11/09	ASY	47	1896		ALT, AC ALT, (-AC) ALT, (Bosch), FOR ALT: 70A, OE-NO 038 903 023 K, FOR ALT: 90A, OE-NO 038 903 023 L, FOR ALT: 120A, OE-NO 028 903 028 E ALT, (Valeo), FOR ALT: 70A, OE-NO 038 903 023 Q, FOR ALT: 90A, OE-NO 038 903 023 R, FOR ALT: 120A, OE-NO 038 903 023 S ALT, (Hitachi), FOR ALT: 120A, OE-NO 028 903 029 G	<b>6PK1095</b> <b>6PK780</b> <b>AP9001</b>  <b>AP9001</b>  <b>AP9001</b>  <b>VD1111</b>
					<b>CT1044</b> <b>CT1044K2</b>	CA CA	
1.9 TDI	10/02-11/09	ASZ, BLT	96	1896		ALT, PS, (AC) ALT, PS, (AC) ALT, PS, (-AC) MODEL '06⇒, ONLY WITH VD1076 ⇒MODEL '05, ONLY WITH VD1076 ALT, (Bosch), FOR ALT: 70A, OE-NO 038 903 023 K, FOR ALT: 90A, OE-NO 038 903 023 L, FOR ALT: 120A, OE-NO 028 902 028 E ALT, (Valeo), FOR ALT: 70A, OE-NO 038 903 023 Q, FOR ALT: 90A, OE-NO 038 903 023 R, FOR ALT: 120A, OE-NO 038 903 023 S ALT, (Hitachi), FOR ALT: 120A, OE-NO 028 903 029 G	<b>6PK1180</b> <b>6PK1180D1</b> <b>6PK780</b> <b>MS18</b> <b>MS37</b> <b>AP9001</b>  <b>AP9001</b>  <b>AP9001</b>  <b>VD1076</b>
					<b>CT1028</b> <b>CT1028K3</b> <b>CT1028WP3</b>	CA, WP CA, WP CA, WP	
	09/02-11/09	ATD, AXR, BMT	74			MTR-CODE: ATD, AXR, BMT, ALT, (AC) MTR-CODE: ATD, AXR, ALT, (AC) MTR-CODE: ATD, AXR, ALT, (-AC) MTR-CODE: BMT, ALT, (-AC) MODEL '06⇒, ONLY WITH VD1076 ⇒MODEL '05, ONLY WITH VD1076 ALT, (Bosch), FOR ALT: 70A, OE-NO 038 903 023 K, FOR ALT: 90A, OE-NO 038 903 023 L, FOR ALT: 120A, OE-NO 028 903 028 E ALT, (Valeo), FOR ALT: 70A, OE-NO 038 903 023 Q, FOR ALT: 90A, OE-NO 038 903 023 R	<b>6PK1180</b> <b>6PK1180D1</b> <b>6PK780</b> <b>6PK820</b> <b>MS18</b> <b>MS37</b> <b>AP9001</b>  <b>AP9001</b>  <b>VD1076</b>
					<b>CT1028</b> <b>CT1028K3</b> <b>CT1028WP3</b>	CA, WP CA, WP CA, WP	
2.0	09/02-11/09	AZL, BBX	85	1984		ALT, (AC) ALT, (-AC)	<b>6PK1033</b> <b>6PK923</b> <b>VD1107</b>
					<b>CT908</b> <b>CT908K1</b> <b>CT908WP2</b>	CA CA CA	
<b>CORDOBA Vario (6K5)</b>							
1.4	06/99-12/02	ANW, AKK, AUD	44	1390		ALT, (PS), (-AC) ALT, (PS), (AC) ALT, (-PS), (-AC) CA CA, MTR-CODE: AKK, ⇒MTR-NO 127806 CA, MTR-CODE: AKK, MTR-NO 127807⇒ CA, MTR-CODE: ANW, AUD CA, MTR-CODE: AKK, ⇒MTR-NO 127806 CA, MTR-CODE: AKK, MTR-NO 127807⇒ CA, MTR-CODE: ANW, AUD	<b>6PK1070</b> <b>6PK1185</b> <b>6PK751</b>
	02/00-12/02	AQQ, AUB	74			ALT, (-AC) ALT, (AC) CA CA CA	<b>6PK1070</b> <b>6PK1185</b>
1.4 16V	06/99-12/02	APE, AUA	55	1390		ALT, (-AC) ALT, (AC)	<b>6PK1070</b> <b>6PK1185</b>





<b>SEAT</b>						
<b>CORDOBA Vario (6K5)</b>						
					<b>CT957(SET)</b> CA <b>CT957K1</b> CA <b>CT957WP1</b> CA	
1.4 i	09/96-06/99	AEX, AKV, APQ	44	1390	<b>CT846</b> CA <b>CT846K1</b> CA <b>CT846WP3</b> CA	ALT, PS ALT, PS, AC ALT 6PK1100 6PK1185 6PK751
1.6	06/99-12/02	ALM	55	1598	<b>CT847</b> CA <b>CT847K1</b> CA <b>CT847WP1</b> CA	ALT, (-AC) ALT, (AC) 6PK1070 6PK1185
		AEH, AKL, APF, AUR	74	1595	<b>CT908</b> CA <b>CT908K1</b> CA <b>CT908WP1</b> CA	ALT, (AC) ALT, (-AC) 6DPK1195 6PK1120
1.6 i	05/97-06/99	1F	55	1595	<b>CT637</b> CA <b>CT637K1</b> CA	PS, (-AC) PS, WP, (AC) 2.FAN ALT, (AC) ALT, WP, (-AC) 11,5X685Ld 11,5X755Ld 2PJ860 6PK1153 6PK894
					<b>CT848</b> CA <b>CT848K4</b> CA	PS, (-AC) WP, PS, (AC) ALT, AC ALT, PS, WP, (-AC) 11,5X685Ld 11,5X755Ld 6PK1153 6PK894
					<b>CT847</b> CA <b>CT847K1</b> CA <b>CT847WP1</b> CA	ALT, PS, (-AC), MTR-CODE: AEE, ALM ALT, PS, AC, MTR-CODE: AEE, ALM ALT, (-PS), (-AC), MTR-CODE: AEE, ALM CA, MTR-CODE: AEE, ALM CA, MTR-CODE: AEE, ALM CA, MTR-CODE: AEE, ALM 6PK1070 6PK1185 6PK751
1.9 SDI	06/99-12/02	AQM, AGP	50	1896	<b>CT1044</b> CA <b>CT1044</b> CA <b>CT1044K1</b> CA <b>CT1044WP1</b> CA <b>CT1044WP1</b> CA <b>CT946</b> CA <b>CT946</b> CA <b>CT946K1</b> CA <b>CT946K1</b> CA	ALT, (AC) ALT, (-AC) ALT, (Bosch), FOR ALT: 70A, OE-NO 038 903 023 K, FOR ALT: 90A, OE-NO 038 903 023 L CA, MTR-CODE: AGP, MTR-NO 595 001 ⇨ CA, MTR-CODE: AQM, MTR-NO 045 001 ⇨ CA, MTR-CODE: AQM, MTR-NO 045 001 ⇨, CA, MTR-CODE: AGP, MTR-NO 595 001 ⇨ CA, MTR-CODE: AGP, MTR-NO 595 001 ⇨ MTR-CODE: AQM, MTR-NO 045 001 ⇨ CA, MTR-CODE: AGP, ⇨MTR-NO 595 000 CA, MTR-CODE: AQM, ⇨MTR-NO 045 000 CA, MTR-CODE: AGP, ⇨MTR-NO 229 902 CA, MTR-CODE: AQM, ⇨MTR-NO 004 131 6PK1660 6PK906 AP9001 VD1089
					<b>CT945</b> CA <b>CT945K1</b> CA	PS, (-AC) PS, WP, (AC) 2.FAN ALT, (-AC), (TENS DAMPER) ALT, (AC) ALT, (-AC), (-TENS DAMPER) ONLY WITH VD1084 ALT, ⇨CH-NO 6K-X-026679, (Bosch), FOR ALT: 90A, OE-NO 028 903 028 J ALT, (Bosch), FOR ALT: 120A, OE-NO 028 903 026 G MTR-CODE: AEY 11,5X730Ld 11,5X790Ld 2PJ860 6PK1045 6PK1145 6PK923 MS13 AP9004 AP9004 VD1084
1.9 TDI	06/99-12/02	ALH, AGR	66	1896	<b>CT1044</b> CA	ALT, (AC) ALT, (-AC) ALT, (Bosch), FOR ALT: 70A, OE-NO 038 903 023 K, FOR ALT: 90A, OE-NO 038 903 023 L CA, MTR-CODE: AGR, MTR-NO 565 001 ⇨ 6PK1660 6PK906 AP9001 VD1089

**SEAT**



**SEAT**

CORDOBA Vario (6K5)



					<b>CT1044</b> CA, MTR-CODE: ALH, MTR-NO 500 001⇒ <b>CT1044K1</b> CA, MTR-CODE: AGR, MTR-NO 565 001⇒ <b>CT1044K1</b> MTR-CODE: ALH, CA, MTR-NO 500 001⇒ <b>CT1044WP1</b> MTR-CODE: AGR, CA, MTR-NO 565 001⇒ <b>CT1044WP1</b> MTR-CODE: ALH, CA, MTR-NO 500 001⇒ <b>CT946</b> CA, MTR-CODE: AGR, ⇒MTR-NO 565 000 <b>CT946</b> CA, MTR-CODE: ALH, ⇒MTR-NO 500 000	
	ASV, ASK	81			ALT, (AC) ALT, (-AC) ALT, (Bosch), FOR ALT: 70A, OE-NO 038 903 023 K, FOR ALT: 90A, OE-NO 038 903 023 C MTR-CODE: ASV <b>CT1044</b> CA, MTR-CODE: ASV, MTR-NO 150 001⇒ <b>CT1044K1</b> CA, MTR-CODE: ASV, MTR-NO 150 001⇒ <b>CT1044WP1</b> CA, MTR-CODE: ASV, MTR-NO 150 001⇒ <b>CT946</b> CA, MTR-CODE: ASV, ⇒MTR-NO 150 000	<b>6PK1660</b> <b>6PK906</b> <b>AP9001</b>  <b>VD1089</b>
08/96-06/99	1Z, AHU	66			PS, (-AC) PS, WP, (AC) 2.FAN ALT, (-AC), (TENS DAMPER) ALT, (AC) ALT, (-AC), (-TENS DAMPER) ONLY WITH VD1084 ALT, (Bosch), FOR ALT: 70A, FOR ALT: 90A ALT, ⇒CH-NO 6K-X-026679, (Bosch), FOR ALT: 90A, OE-NO 028 903 028 J ALT, (Bosch), FOR ALT: 120A, OE-NO 028 903 026 G	<b>11,5X730Ld</b> <b>11,5X790Ld</b> <b>2PJ860</b> <b>6PK1045</b> <b>6PK1145</b> <b>6PK923</b> <b>MS13</b> <b>AP9001</b> <b>AP9004</b>  <b>AP9004</b>  <b>VD1084</b>
					<b>CT867</b> CA <b>CT867K4</b> CA	
07/97-06/99	AFN	81			PS, (-AC) PS, WP, (AC) 2.FAN ALT, (-AC), (TENS DAMPER) ALT, (AC) ALT, (-AC), (-TENS DAMPER) ONLY WITH VD1084 ALT, (Bosch), FOR ALT: 90A, OE-NO 038 903 023 L, FOR ALT: 120A, OE-NO 028 903 028 E ALT, ⇒CH-NO 6K-X-026679, (Bosch), FOR ALT: 90A, OE-NO 028 903 028 J ALT, (Bosch), FOR ALT: 120A, OE-NO 028 903 026 G	<b>11,5X730Ld</b> <b>11,5X790Ld</b> <b>2PJ860</b> <b>6PK1045</b> <b>6PK1145</b> <b>6PK923</b> <b>MS13</b> <b>AP9001</b>  <b>AP9004</b>  <b>AP9004</b>  <b>VD1084</b>
					<b>CT867</b> CA <b>CT867K4</b> CA	
<b>EXEO (3R2)</b>						
1.6	03/09-09/10	ALZ	75	1595	ALT ALT, (Bosch), FOR ALT: 120A, OE-NO 06B903016P, FOR ALT: 140A, OE-NO 06B903016AB ALT, (Valeo), FOR ALT: 120A, OE-NO 06B903016AE, FOR ALT: 140A, OE-NO 06D903016A	<b>6PK1570</b> <b>AP9009</b>  <b>AP9009</b>
					<b>CT908</b> CA <b>CT908K1</b> CA	
1.8 T	12/08-05/10	CFMA	110	1781	ALT ALT, (Bosch), FOR ALT: 120A, OE-NO 06B903016P, FOR ALT: 140A, OE-NO 06B903016AB ALT, (Valeo), FOR ALT: 120A, OE-NO 06B903016AE, FOR ALT: 140A, OE-NO 06D903016A	<b>6PK1570</b> <b>AP9009</b>  <b>AP9009</b>  <b>VD1107</b>
					<b>CT909</b> CA <b>CT909K10</b> CA <b>CT909WP2</b> CA	
1.8 TSI	09/10- 05/10-	CDHA CDHB	88 118	1798	ALT ALT	<b>6PK1590</b> <b>6PK1590</b>
2.0 TDI	12/08-	CAGA, CJCA	105	1968	MTR-CODE: CAGA, CAGB, CAGC, ALT, (AC) ONLY WITH VD1076 ALT, (Bosch), FOR ALT: 140A, OE-NO 06F903023C, FOR ALT: 180A, OE-NO 03G903023	<b>6PK1580</b>  <b>MS18</b> <b>AP9001</b>





<b>SEAT</b>							
<b>EXEO (3R2)</b>							
					<b>CT1134</b> <b>CT1134K1</b> <b>CT1134WP2</b>	ALT, (Valeo), FOR ALT: 140A, OE-NO 06F903023P, FOR ALT: 180A, OE-NO 021903026L ALT, (Valeo), FOR ALT: 140A, OE-NO 06F903023P MTR-CODE: CAGA, CAGB, CAGC MTR-CODE: CAGA, CAGB, CAGC, CA MTR-CODE: CAGA, CAGB, CAGC, CA MTR-CODE: CAGA, CAGB, CAGC, CA, WP	<b>AP9001</b>  <b>AP9022</b>  <b>VD1076</b>
	02/09-	CAHA, CGLB	125		<b>CT1134</b> <b>CT1134K1</b> <b>CT1134WP1</b>	MTR-CODE: CAHA, CAHB, ALT, (AC) ONLY WITH VD1076 ALT, (Bosch), FOR ALT: 140A, OE-NO 06F903023C, FOR ALT: 180A, OE-NO 03G903023 ALT, (Valeo), FOR ALT: 140A, OE-NO 06F903023P, FOR ALT: 180A, OE-NO 021903026L ALT, (Valeo), FOR ALT: 140A, OE-NO 06F903023P MTR-CODE: CAHA, CAHB MTR-CODE: CAHA, CAHB, CA MTR-CODE: CAHA, CAHB, CA MTR-CODE: CAHA, CAHB, CA, WP	<b>6PK1580</b> <b>MS18</b> <b>AP9001</b>  <b>AP9001</b>  <b>AP9022</b>  <b>VD1076</b>
	12/08-	CAGC, CJCC	88		<b>CT1134</b> <b>CT1134K1</b> <b>CT1134WP2</b>	MTR-CODE: CAGA, CAGB, CAGC, ALT, (AC) ONLY WITH VD1076 ALT, (Valeo), FOR ALT: 150A, OE-NO 3R0903023 MTR-CODE: CAGA, CAGB, CAGC MTR-CODE: CAGA, CAGB, CAGC, CA MTR-CODE: CAGA, CAGB, CAGC, CA MTR-CODE: CAGA, CAGB, CAGC, CA, WP	<b>6PK1580</b>  <b>MS18</b> <b>AP9022</b>  <b>VD1076</b>
2.0 TFSI	03/09-	BWE	147	1984	<b>CT1088</b> <b>CT1088K1</b>	MTR-CODE: BWE, ALT ALT, (Bosch), FOR ALT: 120A, OE-NO 06B903016P, FOR ALT: 140A, OE-NO 06B903016AB ALT, (Valeo), FOR ALT: 120A, OE-NO 06B903016AE, FOR ALT: 140A, OE-NO 06D903016A MTR-CODE: BWE, CA, WP MTR-CODE: BWE, CA, WP	<b>6PK1570</b> <b>AP9009</b>  <b>AP9009</b>
	05/10-	CDND	155			ALT	<b>6PK1590</b>
<b>EXEO ST (3R5)</b>							
1.6	06/09-09/10	ALZ	75	1595	<b>CT908</b> <b>CT908K1</b> <b>CT908WP1</b>	ALT, (AC) ALT, (Bosch), FOR ALT: 120A, OE-NO 06B903016P, FOR ALT: 140A, OE-NO 06B903016AB ALT, (Valeo), FOR ALT: 120A, OE-NO 06B903016AE, FOR ALT: 140A, OE-NO 06D903016A CA CA CA	<b>6PK1570</b> <b>AP9009</b>  <b>AP9009</b>
1.8 T	06/09-05/10	CFMA	110	1781	<b>CT909</b> <b>CT909K10</b> <b>CT909WP2</b>	ALT ALT, (Bosch), FOR ALT: 120A, OE-NO 06B903016P, FOR ALT: 140A, OE-NO 06B903016AB ALT, (Valeo), FOR ALT: 120A, OE-NO 06B903016AE, FOR ALT: 140A, OE-NO 06D903016A CA CA CA	<b>6PK1570</b> <b>AP9009</b>  <b>AP9009</b>  <b>VD1107</b>
1.8 TSI	09/10-	CDHA	88	1798		ALT	<b>6PK1590</b>
	05/10-	CDHB	118			ALT	<b>6PK1590</b>
2.0 TDI	05/09-	CAGA, CJCA	105	1968		MTR-CODE: CAGA, CAGB, CAGC, ALT, (AC) ONLY WITH VD1076 ALT, (Bosch), FOR ALT: 140A, OE-NO 06F903023C, FOR ALT: 180A, OE-NO 03G903023 ALT, (Valeo), FOR ALT: 140A, OE-NO 06F903023P, FOR ALT: 180A, OE-NO 021903026L ALT, (Valeo), FOR ALT: 140A, OE-NO	<b>6PK1580</b>  <b>MS18</b> <b>AP9001</b>  <b>AP9001</b>  <b>AP9022</b>

**SEAT**

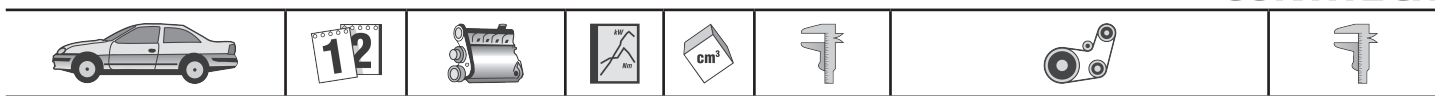




**SEAT**
**SEAT**
**EXEO ST (3R5)**


					<b>CT1134</b> <b>CT1134K1</b> <b>CT1134WP2</b>	MTR-CODE: CAGA, CAGB, CAGC MTR-CODE: CAGA, CAGB, CAGC, CA MTR-CODE: CAGA, CAGB, CAGC, CA MTR-CODE: CAGA, CAGB, CAGC, CA, WP	<b>VD1076</b>
	CAHA, CGLB	125				MTR-CODE: CAHA, CAHB, ALT, (AC) ONLY WITH VD1076 ALT, (Bosch), FOR ALT: 140A, OE-NO 06F903023C, FOR ALT: 180A, OE-NO 03G903023 ALT, (Valeo), FOR ALT: 140A, OE-NO 06F903023P, FOR ALT: 180A, OE-NO 021903026L ALT, (Valeo), FOR ALT: 140A, OE-NO 06F903023P MTR-CODE: CAHA, CAHB MTR-CODE: CAHA, CAHB, CA MTR-CODE: CAHA, CAHB, CA MTR-CODE: CAHA, CAHB, CA, WP	<b>6PK1580</b> <b>MS18</b> <b>AP9001</b>  <b>AP9001</b>  <b>AP9022</b>  <b>VD1076</b>
	07/09-	CAGC, CJCC	88		<b>CT1134</b> <b>CT1134K1</b> <b>CT1134WP1</b>	MTR-CODE: CAGA, CAGB, CAGC, ALT, (AC) ONLY WITH VD1076 ALT, (Valeo), FOR ALT: 150A, OE-NO 3R0903023 MTR-CODE: CAGA, CAGB, CAGC MTR-CODE: CAGA, CAGB, CAGC, CA MTR-CODE: CAGA, CAGB, CAGC, CA MTR-CODE: CAGA, CAGB, CAGC, CA, WP	<b>6PK1580</b>  <b>MS18</b> <b>AP9022</b>  <b>VD1076</b>
2.0 TFSI	06/09-	BWE	147	1984	<b>CT1088</b> <b>CT1088K1</b>	MTR-CODE: BWE, ALT ALT, (Bosch), FOR ALT: 120A, OE-NO 06B903016P, FOR ALT: 140A, OE-NO 06B903016AB ALT, (Valeo), FOR ALT: 120A, OE-NO 06B903016AE, FOR ALT: 140A, OE-NO 06D903016A MTR-CODE: BWE, CA, WP MTR-CODE: BWE, CA, WP	<b>6PK1570</b> <b>AP9009</b>  <b>AP9009</b>
	05/10-	CDND	155			ALT	<b>6PK1590</b>
<b>FURA (025A)</b>							
0.9	03/84-12/86	09NCA, 100GL7000	29	903		ALT	<b>AVX10X800</b>
	01/82-06/86	HB90	31			ALT	<b>AVX10X800</b>
		100GL3000	33			ALT	<b>AVX10X800</b>
1.4	01/82-06/86	127B.7000	55	1438	<b>CT648</b>	ALT CA, ⇨10/1994	<b>AVX10X813</b>
<b>IBIZA I (021A)</b>							
0.9	08/86-05/93	146A000	32	903		ALT	<b>AVX10X813</b>
	08/90-05/93	09NCA, 146A000	29			ALT	<b>AVX10X813</b>
1.2	11/84-12/93	021A1000	44	1193	<b>CT557</b> <b>CT557K1</b>	ALT AC CA CA	<b>AVX10X750</b> <b>AVX13X975</b>
			47		<b>CT557</b>	ALT AC CA	<b>AVX10X750</b> <b>AVX13X950</b>
1.2 i	01/89-05/93	021C.1000	52	1193	<b>CT557</b> <b>CT557K1</b>	ALT AC CA CA	<b>AVX10X750</b> <b>AVX13X975</b>
1.5	11/84-05/93	021A2000	63	1461	<b>CT557</b> <b>CT557K1</b>	ALT AC CA CA	<b>AVX10X750</b> <b>AVX13X975</b>
1.5 i	10/86-05/93	021B.2000	74	1461	<b>CT557</b>	ALT AC CA	<b>AVX10X750</b> <b>AVX13X975</b>
		021D.2000	65		<b>CT557</b> <b>CT557K1</b>	ALT AC CA CA	<b>AVX10X750</b> <b>AVX13X975</b>
1.5 i KAT	10/86-05/93	021C.2000	66	1461	<b>CT557</b>	ALT AC CA	<b>AVX10X750</b> <b>AVX13X975</b>
1.7	01/91-05/93	021B.3000	76	1675	<b>CT557</b>	CA	
		021A.3000	72			ALT AC	<b>AVX10X750</b> <b>AVX13X950</b>





<b>SEAT</b>							
<b>IBIZA I (021A)</b>							
					<b>CT557</b>	CA	
					<b>CT557K1</b>	CA	
1.7 D	06/84-05/93	022A.5000	40	1714		ALT, ⇒08/1985 ALT, 09/1985⇒	<b>AVX10X825</b> <b>AVX10X838</b>
					<b>CT678</b>	CA	
					<b>CT678K1</b>	CA	
					<b>CT678K2</b>	CA	
	08/90-05/93		42			ALT	<b>AVX10X838</b>
					<b>CT678</b>	CA	
					<b>CT678K1</b>	CA	
					<b>CT678K2</b>	CA	
<b>IBIZA II (6K1)</b>							
1.0	03/93-09/96	AAU	33	1043		ALT, (-PS) ALT, (PS)	<b>11,9X710Ld</b> <b>6PK1100</b>
					<b>CT629</b>	CA	
					<b>CT629WP1</b>	CA	
1.0 i	09/96-08/99	AER	37	999		ALT, PS ALT, AC, PS	<b>6PK1070</b> <b>6PK1185</b> <b>6PK751</b>
					<b>CT846</b>	CA	
					<b>CT846K1</b>	CA	
					<b>CT846WP1</b>	CA	
1.3 i	03/93-08/99	2G, AAV	40	1272		ALT	<b>11,9X710Ld</b>
					<b>CT629</b>	CA	
					<b>CT629WP1</b>	CA	
1.4	12/97-04/99	ANX	40	1390		ALT, (-AC), (PS) ALT, (AC)	<b>6PK1070</b> <b>6PK1185</b> <b>6PK751</b>
					<b>CT846</b>	CA	
					<b>CT846K1</b>	CA	
1.4 i	09/93-08/99	ABD, AEX, AKV, APQ	44	1390		ALT, PS, (-AC), MTR-CODE: ABD, AEX, APQ	<b>6PK1070</b>
						ALT, PS, (-AC), MTR-CODE: ABD, AKV	<b>6PK1100</b>
						ALT, PS, AC, MTR-CODE: ABD, AEX, AKV, APQ	<b>6PK1185</b>
						ALT, (-PS), (-AC), MTR-CODE: ABD	<b>6PK737</b>
						ALT, (-PS), (-AC), MTR-CODE: ABD, AEX, AKV, APQ	<b>6PK751</b>
					<b>CT629</b>	CA, MTR-CODE: ABD	
					<b>CT629WP1</b>	CA, MTR-CODE: ABD	
					<b>CT846</b>	CA, MTR-CODE: AEX, AKV, APQ	
					<b>CT846K1</b>	CA, MTR-CODE: AEX, AKV, APQ	
					<b>CT846WP3</b>	CA, MTR-CODE: AEX, AKV, APQ	
1.4 i 16V	06/97-08/99	AFH	74	1390		ALT, PS ALT, PS, AC	<b>6PK1070</b> <b>6PK1185</b> <b>6PK751</b>
					<b>CT907</b>	ALT CA	
1.6 i	09/94-06/99	1F	55	1595		PS, (-AC) PS, WP, (AC)	<b>11,5X685Ld</b> <b>11,5X755Ld</b>
						2.FAN	<b>2PJ860</b>
						ALT, (AC)	<b>6PK1153</b>
						ALT, WP, (-AC)	<b>6PK894</b>
					<b>CT637</b>	CA	
					<b>CT637K1</b>	CA	
	03/93-08/99	ABU, AEE, ALM		1598		2.FAN	<b>2PJ860</b>
						ALT, PS	<b>6PK1070</b>
						ALT, PS, MTR-CODE: ABU	<b>6PK1100</b>
						ALT, PS, AC, MTR-CODE: ABU	<b>6PK1153</b>
						ALT, PS, AC, MTR-CODE: AEE, ALM	<b>6PK1185</b>
					<b>CT732</b>	CA, MTR-CODE: ABU	
					<b>CT732WP1</b>	CA, MTR-CODE: ABU	
					<b>CT847</b>	CA, MTR-CODE: ALM, AEE	
					<b>CT847K1</b>	CA, MTR-CODE: AEE, ALM	
					<b>CT847WP1</b>	CA, MTR-CODE: AEE, ALM	
	04/96-08/99	AFT	74	1595		PS, (-AC) WP, PS, (AC)	<b>11,5X685Ld</b> <b>11,5X755Ld</b>
						2.FAN	<b>2PJ860</b>
						ALT, AC	<b>6PK1153</b>
						ALT, PS, WP, (-AC)	<b>6PK894</b>
					<b>CT848</b>	CA	
					<b>CT848K4</b>	CA	
1.8 i	03/93-08/99	ABS, ADZ, ACC	66	1781		PS PS, (AC)	<b>11,5X685Ld</b> <b>11,5X755Ld</b>
						2.FAN	<b>2PJ860</b>
						ALT, AC	<b>6PK1153</b>
						ALT	<b>6PK894</b>
						ALT, (TP)	<b>6PK976</b>
					<b>CT637</b>	CA	

**SEAT**



**SEAT**

**SEAT**

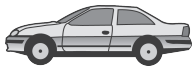
**IBIZA II (6K1)**

↔					<b>CT637K1</b>	CA	
1.8 i 16V	11/93-08/96	ADL	95	1781		PS, (-AC) PS, WP, (AC) 2.FAN ALT, WP, (-AC) ALT, AC ALT, WP, (-AC) CA	11,5X685Ld 11,5X755Ld 2PJ860 6PK1033 6PK1153 6PK976
					<b>CT869</b> <b>CT869K2</b>	CA CA	
1.9 D	10/94-08/96	1Y	50	1896		PS, (-AC) PS, WP, (AC) 2.FAN ALT, (-AC), (TENS DAMPER) ALT, (AC) ALT, (-AC), (-TENS DAMPER) ONLY WITH VD1084	11,5X730Ld 11,5X790Ld 2PJ860 6PK1045 6PK1145 6PK923 MS13 VD1084
					<b>CT867</b> <b>CT867K2</b>	CA CA	
	04/93-08/96		47			PS, (-AC) PS, WP, (AC) 2.FAN ALT, (-AC), (TENS DAMPER) ALT, (AC) ALT, (-AC), (-TENS DAMPER) ONLY WITH VD1084	11,5X730Ld 11,5X790Ld 2PJ860 6PK1045 6PK1145 6PK923 MS13 VD1084
					<b>CT867</b> <b>CT867K2</b>	CA CA	
1.9 SDI	08/96-08/99	AEY	47	1896		PS, (-AC) PS, WP, (AC) 2.FAN ALT, (-AC), (TENS DAMPER) ALT, (AC) ALT, (-AC), (-TENS DAMPER) ONLY WITH VD1084 ALT, (Bosch), FOR ALT: 120A, OE-NO 028 903 026 G ALT, ⇨CH-NO 6K-X-026679, (Bosch), FOR ALT: 90A, OE-NO 028 903 028 J	11,5X730Ld 11,5X790Ld 2PJ860 6PK1045 6PK1145 6PK923 MS13 AP9004 AP9004 VD1084
					<b>CT945</b> <b>CT945K1</b>	CA CA	
1.9 TD	03/93-08/96	AAZ	55	1896		PS, (-AC) PS, WP, (AC) 2.FAN ALT, (-AC), (TENS DAMPER) ALT, (AC) ALT, (-AC), (-TENS DAMPER) ONLY WITH VD1084	11,5X730Ld 11,5X790Ld 2PJ860 6PK1045 6PK1145 6PK923 MS13 VD1084
					<b>CT867</b> <b>CT867K1</b> <b>CT867K2</b>	CA CA, ⇨MTR-NO 552 765 CA, MTR-NO 552 766⇨	
1.9 TDI	08/96-08/99	1Z, AHU	66	1896		PS, (-AC) PS, WP, (AC) 2.FAN ALT, (-AC), (TENS DAMPER) ALT, (AC) ALT, (-AC), (-TENS DAMPER) ONLY WITH VD1084 ALT, ⇨CH-NO 6K-X-026679, (Bosch), FOR ALT: 90A, OE-NO 028 903 028 J ALT, (Bosch), FOR ALT: 120A, OE-NO 028 903 026 G	11,5X730Ld 11,5X790Ld 2PJ860 6PK1045 6PK1145 6PK923 MS13 AP9004 AP9004 VD1084
					<b>CT867</b> <b>CT867K4</b>	CA CA	
	02/97-08/99	AFN	81			PS, (-AC) PS, WP, (AC) 2.FAN ALT, (-AC), (TENS DAMPER) ALT, (AC) ALT, (-AC), (-TENS DAMPER) ONLY WITH VD1084 ALT, (Bosch), FOR ALT: 90A, OE-NO 038 903 023 L, FOR ALT: 120A, OE-NO 028 903 028 E	11,5X730Ld 11,5X790Ld 2PJ860 6PK1045 6PK1145 6PK923 MS13 AP9001





<b>SEAT</b>						
<b>IBIZA II (6K1)</b>						
↔						ALT, ⇨CH-NO 6K-X-026679, (Bosch), FOR <b>AP9004</b> ALT: 90A, OE-NO 028 903 028 J ALT, (Bosch), FOR ALT: 120A, OE-NO 028 903 026 G <b>AP9004</b> <b>VD1084</b>
2.0 i	03/93-08/99	2E, AGG	85	1984	<b>CT867</b> <b>CT867K4</b> CA CA	<b>11,5X685Ld</b> <b>11,5X755Ld</b> <b>2PJ860</b> <b>6PK1153</b> <b>6PK894</b> <b>6PK976</b>
2.0 i 16V	08/96-08/99	ABF	110	1984	<b>CT630</b> <b>CT630K1</b> CA CA	<b>11,5X685Ld</b> <b>11,5X730Ld</b> <b>2PJ860</b> <b>6PK1153</b> <b>6PK894</b>
					<b>CT872</b> <b>CT872K2</b> CA CA	
<b>IBIZA III (6K1)</b>						
1.0	08/99-02/02	ANV, ALD, AUC	37	999	<b>CT846</b> <b>CT846K1</b> <b>CT846K1</b> <b>CT846K2</b> <b>CT846K2</b> <b>CT846WP1</b> <b>CT846WP1</b> <b>CT846WP2</b> <b>CT846WP2</b> ALT, (PS), (-AC) ALT, (PS), (AC) ALT, (-PS), (-AC) CA CA, MTR-CODE: ALD, ⇨MTR-NO 037 979 CA, MTR-CODE: ANV CA, MTR-CODE: ALD, MTR-NO 037 980⇨ CA, MTR-CODE: AUC CA, MTR-CODE: ALD, ⇨MTR-NO 037 979 CA, MTR-CODE: ANV CA, MTR-CODE: ALD, MTR-NO 037 980⇨ CA, MTR-CODE: AUC	<b>6PK1070</b> <b>6PK1185</b> <b>6PK751</b>
1.0 16V	10/99-02/02	AVZ, AST	51	999	<b>CT907</b> ALT, (PS), (-AC) ALT, (PS), (AC) ALT, (-PS), (-AC) CA	<b>6PK1070</b> <b>6PK1185</b> <b>6PK751</b>
1.4	08/99-02/02	ANW, AKK, AUD	44	1390	<b>CT846</b> <b>CT846K1</b> <b>CT846K2</b> <b>CT846K2</b> <b>CT846WP1</b> <b>CT846WP2</b> <b>CT846WP2</b> ALT, (PS), (-AC) ALT, (PS), (AC) ALT, (-PS), (-AC) CA CA, MTR-CODE: AKK, ⇨MTR-NO 127806 CA, MTR-CODE: AKK, MTR-NO 127807⇨ CA, MTR-CODE: ANW, AUD CA, MTR-CODE: AKK, ⇨MTR-NO 127806 CA, MTR-CODE: AKK, MTR-NO 127807⇨ CA, MTR-CODE: ANW, AUD	<b>6PK1070</b> <b>6PK1185</b> <b>6PK751</b>
1.4 16V	05/00-02/02	APE, AUA	55	1390	<b>CT957(SET)</b> <b>CT957K1</b> <b>CT957WP1</b> ALT, PS ALT, PS, AC CA CA CA	<b>6PK1070</b> <b>6PK1185</b>
	08/99-02/02	AQQ, AUB	74		<b>CT957(SET)</b> <b>CT957K1</b> <b>CT957WP1</b> ALT, (-AC) ALT, (AC) ALT, (-AC), (-PS) CA CA CA	<b>6PK1070</b> <b>6PK1185</b> <b>6PK751</b>
1.6	08/99-02/02	AEH, AKL, APF, AUR	74	1595	<b>CT908</b> <b>CT908K1</b> <b>CT908WP1</b> ALT, (AC) ALT, (-AC) CA CA CA	<b>6DPK1195</b> <b>6PK1120</b>
		ALM	55	1598	<b>CT847</b> <b>CT847K1</b> <b>CT847WP1</b> 2.FAN ALT, PS, (-AC) ALT, PS, AC ALT, (-PS), (-AC) CA, MTR-CODE: AEE, ALM CA, MTR-CODE: AEE, ALM CA, MTR-CODE: AEE, ALM	<b>2PJ860</b> <b>6PK1070</b> <b>6PK1185</b> <b>6PK751</b>
1.8 T 20V Cupra	07/00-02/02	AQX, AYP	115	1781	<b>CT909</b> <b>CT909K2</b> <b>CT909K3</b> ALT, (AC) ALT, (-AC) CA CA CA	<b>6DPK1195</b> <b>6PK1120</b> <b>VD1107</b>



SEAT

**SEAT**

**IBIZA III (6K1)**

↔					<b>CT909WP1</b>	CA	
1.9 SDI	08/99-02/02	AQM, AGP	50	1896		ALT, (AC) ALT, (-AC) ALT, (Bosch), FOR ALT: 70A, OE-NO 038 903 023 K, FOR ALT: 90A, OE-NO 038 903 023 L	<b>6PK1660</b> <b>6PK906</b> <b>AP9001</b>  <b>VD1089</b>
					<b>CT1044</b> <b>CT1044</b> <b>CT1044K1</b>	CA, MTR-CODE: AGP, MTR-NO 595 001⇒ CA, MTR-CODE: AQM, MTR-NO 045 001⇒ CA, MTR-CODE: AQM, MTR-NO 045 001⇒, CA, MTR-CODE: AGP, MTR-NO 595 001⇒	
					<b>CT1044WP1</b> <b>CT1044WP1</b> <b>CT946</b> <b>CT946</b>	CA, MTR-CODE: AQM, MTR-NO 045 001⇒ MTR-CODE: AGP, MTR-NO 595 001⇒ CA, MTR-CODE: AGP, ⇒MTR-NO 595 000 CA, MTR-CODE: AQM, ⇒MTR-NO 045 000	
					<b>CT946K1</b> <b>CT946K1</b>	CA, MTR-CODE: AGP, ⇒MTR-NO 229 902 CA, MTR-CODE: AQM, ⇒MTR-NO 004 131	
1.9 TDI	08/99-02/02	ALH, AGR	66	1896		ALT, PS, AC ALT, PS ALT, (Bosch), FOR ALT: 70A, OE-NO 038 903 023 K, FOR ALT: 90A, OE-NO 038 903 023 L	<b>6PK1660</b> <b>6PK906</b> <b>AP9001</b>  <b>VD1089</b>
					<b>CT1044</b> <b>CT1044</b> <b>CT1044K1</b>	CA, MTR-CODE: AGR, MTR-NO 565001⇒ MTR-CODE: ALH, MTR-NO 500001⇒ CA, MTR-CODE: ALH, MTR-NO 500 001⇒, CA, MTR-CODE: AGR, MTR-NO 565 001⇒ CA, MTR-CODE: AGR, MTR-NO 565 001⇒	
					<b>CT1044WP1</b> <b>CT1044WP1</b> <b>CT946</b> <b>CT946</b>	MTR-CODE: ALH, MTR-NO 500 001⇒ CA, MTR-CODE: AGR, ⇒MTR-NO 565000 MTR-CODE: ALH, ⇒MTR-NO 500000	
		ASV, ASK	81			ALT, PS, AC ALT, PS ALT, (Bosch), FOR ALT: 70A, OE-NO 038 903 023 K, FOR ALT: 90A, OE-NO 038 903 023 L MTR-CODE: ASV	<b>6PK1660</b> <b>6PK906</b> <b>AP9001</b>  <b>VD1089</b>
					<b>CT1044</b> <b>CT1044K1</b> <b>CT1044WP1</b> <b>CT946</b>	CA, MTR-CODE: ASV, MTR-NO 150001⇒ CA, MTR-CODE: ASV, MTR-NO 150001⇒ CA, MTR-CODE: ASV, MTR-NO 150 001⇒ CA, MTR-CODE: ASV, ⇒MTR-NO 150000	
<b>IBIZA IV (6L1)</b>							
1.2	02/02-06/06	AZQ, BME	47	1198		ALT, (-AC) ALT, (AC), CH-NO 6L-3-207 001⇒ ALT, (AC), ⇒CH-NO 6L-3-207 000 ALT, (Valeo), FOR ALT: 70A, OE-NO 03D903025D, 03D903025H, FOR ALT: 90A, OE-NO 03D903025E, 03D903025J	<b>6PK1453</b> <b>6PK1873</b> <b>6PK1880</b> <b>AP9006</b>
	06/07-05/08	BBM	44			ALT, (-AC) ALT, (AC)	<b>6PK1453</b> <b>6PK1873</b>
1.2 12V	05/06-11/09	BXV	51	1198		ALT, (-AC) ALT, (AC)	<b>6PK1453</b> <b>6PK1873</b>
1.4 16V	02/02-11/09	AUB, BBZ	74	1390		ALT, (AC), CH-NO 6L-2-012 770⇒ ALT, (AC), ⇒CH-NO 6L-2-012 769 ALT, (-AC), CH-NO 6L-2-012 770⇒ ALT, (-AC), ⇒CH-NO 6L-2-012 769	<b>6PK1080</b> <b>6PK1084</b> <b>6PK737</b> <b>6PK745</b>
					<b>CT957(SET)</b> <b>CT957K1</b> <b>CT957WP1</b>	CA CA CA	
	02/02-12/07	BBY, BKY	55			MTR-CODE: BBY, BKY, ALT, (AC), CH-NO 6L-2-012 770⇒ MTR-CODE: BBY, BKY, ALT, (AC), ⇒CH-NO 6L-2-012 769 MTR-CODE: BBY, ALT, (-AC), CH-NO 6L-2-012 770⇒ MTR-CODE: BKY, ALT, (-AC) MTR-CODE: BBY, ALT, (-AC), ⇒CH-NO 6L-2-012 769	<b>6PK1080</b>  <b>6PK1084</b>  <b>6PK737</b>  <b>6PK737</b> <b>6PK745</b>
					<b>CT957(SET)</b> <b>CT957K1</b> <b>CT957WP1</b>	CA CA CA	
	05/06-11/09	BXW	63			ALT, (AC) ALT, (-AC)	<b>6PK1080</b> <b>6PK737</b>
					<b>CT957(SET)</b> <b>CT957K1</b>	CA CA	





<b>SEAT</b>							
<b>IBIZA IV (6L1)</b>							
1.4 TDI	05/02-12/05	AMF	55	1422	<b>CT957WP1</b> CA	ALT, PS, (-AC) ALT, PS, (AC) ALT, (Bosch), FOR ALT: 70A, OE-NO 045 903 023 B, FOR ALT: 90A, OE-NO 045 903 023 CA, WP CA, WP CA, WP	<b>6PK858</b> <b>6PK995</b> <b>AP9001</b>
	05/05-11/09	BNM	51		<b>CT1028</b> <b>CT1028K3</b> <b>CT1028WP3</b>	ALT, (-AC) ALT, (AC) ALT, (Bosch), FOR ALT: 70A, OE-NO 045 903 023 C, FOR ALT: 90A, OE-NO 045 903 023, FOR ALT: 120A, OE-NO 045 903 023 A CA, WP CA, WP CA, WP	<b>6PK820</b> <b>6PK995</b> <b>AP9001</b>
	06/05-11/09	BMS, BNV	59		<b>CT1028</b> <b>CT1028K3</b> <b>CT1028WP3</b>	ALT, (AC), MTR-CODE: BMS ALT, (-AC) ALT, (AC), MTR-CODE: BNV ALT, (Bosch), FOR ALT: 90A, OE-NO 045 903 023, 045 903 023 D, FOR ALT: 110A, OE-NO 045 903 023 H, FOR ALT: 120A, OE-NO 045 903 023 A ALT, (Bosch), FOR ALT: 90A, OE-NO 045903023D, MTR-CODE: BMS CA, WP CA, WP CA, WP	<b>6PK1180</b> <b>6PK820</b> <b>6PK995</b> <b>AP9001</b>  <b>AP9022</b>
1.6	02/03-11/09	BAH	74	1598	<b>CT846</b> <b>CT846K2</b> <b>CT846WP2</b>	ALT, (AC), CH-NO 6L-2-012 770⇒ ALT, (AC), ⇒CH-NO 6L-2-012 769 ALT, (-AC) CA CA CA	<b>6PK1080</b> <b>6PK1084</b> <b>6PK751</b>
1.6 16V	11/06-11/09	BTS	77	1598		ALT, (-AC) ALT, (AC)	<b>6PK1090</b> <b>6PK1733</b>
1.8 T Cupra R	01/04-02/08	BBU, BLZ	132	1781	<b>CT909</b> <b>CT909K9</b>	ALT, (AC) ALT, (-AC) CA CA	<b>6PK1033</b> <b>6PK923</b> <b>VD1107</b>
1.8 T FR	12/03-05/08	BJX, BKV	110	1781	<b>CT909</b> <b>CT909K9</b>	ALT, (AC) ALT, (-AC) CA CA	<b>6PK1033</b> <b>6PK923</b> <b>VD1107</b>
1.9 SDI	02/02-12/05	ASY	47	1896	<b>CT1044</b> <b>CT1044K2</b>	ALT, AC ALT, (-AC) ALT, (Bosch), FOR ALT: 70A, OE-NO 038 903 023 K, FOR ALT: 90A, OE-NO 038 903 023 L, FOR ALT: 120A, OE-NO 028 903 028 E ALT, (Valeo), FOR ALT: 70A, OE-NO 038 903 023 Q, FOR ALT: 90A, OE-NO 038 903 023 R, FOR ALT: 120A, OE-NO 038 903 023 S ALT, (Hitachi), FOR ALT: 120A, OE-NO 028 903 029 G CA CA	<b>6PK1095</b> <b>6PK780</b> <b>AP9001</b>  <b>AP9001</b>  <b>AP9001</b>  <b>VD1111</b>
1.9 TDI	02/02-11/09	ATD, AXR, BMT	74	1896	<b>CT1028</b>	MTR-CODE: ATD, AXR, BMT, ALT, (AC) MTR-CODE: ATD, AXR, ALT, (AC) MTR-CODE: ATD, AXR, ALT, (-AC) MTR-CODE: BMT, ALT, (-AC) MTR-CODE: BMT, ONLY WITH VD1076 MTR-CODE: ATD, AXR, ONLY WITH VD1076 ALT, (Bosch), FOR ALT: 70A, OE-NO 038 903 023 K, FOR ALT: 90A, OE-NO 038 903 023 L, MTR-CODE: ATD ALT, (Valeo), FOR ALT: 70A, OE-NO 038 903 023 Q, FOR ALT: 90A, OE-NO 038 903 023 R, MTR-CODE: ATD CA, WP	<b>6PK1180</b> <b>6PK1180D1</b> <b>6PK780</b> <b>6PK820</b> <b>MS18</b> <b>MS37</b>  <b>AP9001</b>  <b>AP9001</b>  <b>VD1076</b>

**SEAT**

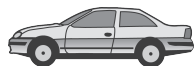


**SEAT**

**IBIZA IV (6L1)**

		ASZ, BLT	96		CT1028K3	CA, WP	
					CT1028WP1	CA, WP, ⇨CH-NO 6L-3-000 000	
					CT1028WP3	CA, WP, CH-NO 6L-3-000 001⇨	
						ALT, PS, (AC)	6PK1180
						ALT, PS, (AC)	6PK1180D1
						ALT, PS, (-AC)	6PK780
						ONLY WITH VD1076	MS37
						ALT, (Bosch), FOR ALT: 70A, OE-NO 038	AP9001
						903 023 K, FOR ALT: 90A, OE-NO 038 903	
						023 L, FOR ALT: 120A, OE-NO 028 902	
						028 E	
						ALT, (Valeo), FOR ALT: 70A, OE-NO 038	AP9001
						903 023 Q, FOR ALT: 90A, OE-NO 038 903	
						023 R, FOR ALT: 120A, OE-NO 038 903	
						023 S	
						ALT, (Hitachi), FOR ALT: 120A, OE-NO 028	AP9001
						903 029 G	
							VD1076
					CT1028	CA, WP	
					CT1028K3	CA, WP	
					CT1028WP1	CA, WP, ⇨CH-NO 6L-3-000 000	
					CT1028WP3	CA, WP, CH-NO 6L-3-000 001⇨	
1.9 TDI Cupra R	03/04-02/08	BPX, BUK	118	1896		ALT, PS, (AC)	6PK1180
						ALT, PS, (AC)	6PK1180D1
						ALT, PS, (-AC)	6PK780
						ONLY WITH VD1076	MS37
						ALT, (Bosch), FOR ALT: 70A, OE-NO 038	AP9001
						903 023 K, FOR ALT: 90A, OE-NO 038 903	
						023 L	
						ALT, (Valeo), FOR ALT: 70A, OE-NO 038	AP9001
						903 023 Q, FOR ALT: 90A, OE-NO 038	
						903 023 R	
							VD1076
					CT1028	CA, WP	
					CT1028K3	CA, WP	
						ALT, (AC)	6PK1033
2.0	04/02-11/09	AZL, BBX	85	1984		ALT, (-AC)	6PK923
							VD1107
					CT908	CA	
					CT908K1	CA	
					CT908WP2	CA	
<b>IBIZA V (6J5)</b>							
1.2	03/08-	BZG, CGPA	51	1198		ALT, (-AC)	6PK1453
						ALT, (AC)	6PK1873
	07/09-	CGPB	44			ALT, (Valeo), FOR ALT: 70A, OE-NO	AP9022
							03D903025H, MTR-CODE: BZG
1.2 TDI	05/10-	CFWA	55	1199		ALT, (-AC)	6PK1453
							ALT, (AC)
						ALT, (AC)	6PK1070
							ALT, (-AC)
						ALT, (-AC)	6PK842 ELAST
						ALT, (Bosch), FOR ALT: 110A, OE-NO	AP9001
							03P903023E, 03P903023F, FOR ALT:
						140A, OE-NO 03P903023A, 03P903023C	
							ALT, (Valeo), FOR ALT: 140A, OE-NO
						03P903023D, 03P903023B	
							MTR-CODE: CFWA
						CT1139	CA
						CT1139K1	CA, ⇨11/2010
						CT1139K2	CA, 12/2010⇨
						CT1139WP4	MTR-CODE: CFWA, CA, WP, ⇨11/2010
						CT1139WP6	MTR-CODE: CFWA, CA, WP, 12/2010⇨
1.2 TSI	09/10-	CBZB	77	1197		MTR-CODE: CBZB, ALT, (-AC)	6PK1432
							MTR-CODE: CBZB, ALT, (AC)
						ALT, (Valeo), FOR ALT: 110A, OE-NO	AP9001
							03F903023E
						ALT, (Bosch), FOR ALT: 140A, OE-NO 03C	AP9012
							903 025 F, 03C 903 025 J, 03F 903 023 D,
						03F 903 023 F	
1.4	03/08-	BXW, CGGB	63	1390		ALT, (AC)	6PK1080
							ALT, (-AC)
						CT957(SET)	CA
						CT957K3	CA
						CT957WP3	CA
1.4 TDI	07/08-06/10	BMS	59	1422		ALT, (AC)	6PK1180
							ALT, (-AC)
						ALT, (Bosch), FOR ALT: 120A, OE-NO 045	AP9001





## SEAT

IBIZA V (6J5)

						903 023 A ALT, (Bosch), FOR ALT: 90A, OE-NO 045903023D CA CA CA	<b>AP9022</b>
1.4 TSI	06/09-	CAVF, CNUB, CTJB, CTHF	110	1390	<b>CT1028</b> <b>CT1028K3</b> <b>CT1028WP3</b>	AIRC ALT, (-AC) ALT, (AC) ALT, (Bosch), FOR ALT: 140A, OE-NO 03C903023A ALT, (Valeo), FOR ALT: 110A, OE-NO 03C903023G, FOR ALT: 140A, OE-NO 03C903025D ALT, (Bosch), FOR ALT: 140A, OE-NO 03C903023A, 03C903025D	<b>5PK491</b> <b>6PK1600</b> <b>6PK1698</b> <b>AP9001</b> <b>AP9001</b> <b>AP9012</b>
1.6	05/08-	BTS	77	1598		ALT, (-AC) ALT, (AC)	<b>6PK1090</b> <b>6PK1733</b>
1.6 LPG	05/11-	CNKA	60	1598		ALT, (-AC) ALT, (AC)	<b>6PK1090</b> <b>6PK1733</b>
1.6 TDI	05/09-	CAYB	66	1598	<b>CT1139</b> <b>CT1139K1</b> <b>CT1139K2</b> <b>CT1139WP1</b> <b>CT1139WP2</b> <b>CT1139WP6</b>	MTR-CODE: CAYB, CAYC, ALT, (AC) MTR-CODE: CAYB, CAYC, ALT, (-AC) MTR-CODE: CAYB, CAYC, ALT, (-AC)  ONLY WITH VD1076 ALT, (Bosch), FOR ALT: 110A, OE-NO 06F903023D ALT, (Valeo), FOR ALT: 110A, OE-NO 03C903023G, 06F903023E ALT, (Bosch), FOR ALT: 140A, OE-NO 06F903023F MTR-CODE: CAYB, CAYC, ⇒10/2009 MTR-CODE: CAYB, CAYC, 11/2009⇒ MTR-CODE: CAYB, CAYC, CA MTR-CODE: CAYB, CAYC, CA, ⇒11/2010 MTR-CODE: CAYB, CAYC, CA, 12/2010⇒ MTR-CODE: CAYB, CAYC, ⇒11/2010, CA, WP MTR-CODE: CAYB, CAYC, 12/2010⇒, ⇒MODEL '11, CA, WP MTR-CODE: CAYB, CAYC, MODEL '12⇒, CA, WP	<b>6PK1070</b> <b>6PK842 ELAST</b> <b>6PK842 ELAST</b> <b>T1</b> <b>MS18</b> <b>AP9001</b> <b>AP9001</b> <b>AP9012</b> <b>VD1076</b> <b>VD1111</b> <b>VD1111</b>
		CAYC, CLNA	77			MTR-CODE: CAYB, CAYC, CLNA, ALT, (AC) MTR-CODE: CAYB, CAYC, CLNA, ALT, (-AC) MTR-CODE: CAYB, CAYC, CLNA, ALT, (-AC) ONLY WITH VD1076 ALT, (Bosch), FOR ALT: 110A, OE-NO 06F903023D ALT, (Valeo), FOR ALT: 110A, OE-NO 03C903023G, 06F903023E MTR-CODE: CAYB, CAYC, ⇒10/2009 MTR-CODE: CAYB, CAYC, 11/2009⇒ MTR-CODE: CLNA MTR-CODE: CAYB, CAYC, CLNA, CA MTR-CODE: CAYB, CAYC, CLNA, CA, ⇒11/2010 MTR-CODE: CAYB, CAYC, CLNA, CA, 12/2010⇒ MTR-CODE: CAYB, CAYC, CLNA, ⇒11/2010, CA, WP MTR-CODE: CAYB, CAYC, CLNA, 12/2010⇒, ⇒MODEL '11, CA, WP MTR-CODE: CAYB, CAYC, CLNA, MODEL '12⇒, CA, WP	<b>6PK1070</b> <b>6PK842 ELAST</b> <b>6PK842 ELAST</b> <b>T1</b> <b>MS18</b> <b>AP9001</b> <b>AP9001</b> <b>VD1076</b> <b>VD1111</b> <b>VD1111</b>
1.9 TDI	07/08-06/10	BXJ	66	1896		ALT, (AC) ALT, (-AC) ONLY WITH VD1076 ALT, (Bosch), FOR ALT: 90A, OE-NO 038 903 023 L, FOR ALT: 120A, OE-NO 028 903 028 E ALT, (Valeo), FOR ALT: 90A, OE-NO 038 903 023 R, FOR ALT: 120A, OE-NO 038 903 024 G ALT, (Bosch), FOR ALT: 90A, OE-NO 045903023D	<b>6PK1180</b> <b>6PK820</b> <b>MS18</b> <b>AP9001</b> <b>AP9001</b> <b>AP9022</b>

SEAT





SEAT

**SEAT**

IBIZA V (6J5)

					CT1028 CT1028K3 CT1028WP3	CA CA CA	VD1076
	03/08-06/10	BLS	77			ALT, (AC) ALT, (-AC) ONLY WITH VD1076 ALT, (Bosch), FOR ALT: 110A, OE-NO 06F903023D ALT, (Valeo), FOR ALT: 110A, OE-NO 03C903023G, 06F903023E ALT, (Bosch), FOR ALT: 90A, OE-NO 045903023D	6PK1180 6PK820 MS18 AP9001 AP9001 AP9022 VD1076
2.0	10/08-	CEKA	85	1984	CT1028 CT1028K3 CT1028WP3	CA CA CA	6PK1033 6PK923 AP9001 AP9001
2.0 TDI	01/10-	CFHD	105	1968	CT908 CT908K1 CT908WP2	CA CA CA	6PK1070 6PK842 ELAST 6PK842 ELAST T1 AP9001 AP9001 AP9012 AP9012 VD1111
IBIZA V SPORTCOUPE (6J1)							
1.2	07/08-	BZG, CGPA	51	1198		ALT, (-AC) ALT, (AC) ALT, (Valeo), FOR ALT: 70A, OE-NO 03D903025H, MTR-CODE: BZG	6PK1453 6PK1873 AP9022
	07/09-	CGPB	44			ALT, (-AC) ALT, (AC)	6PK1453 6PK1873
1.2 TDI	05/10-	CFWA	55	1199		ALT, (AC) ALT, (-AC) ALT, (-AC) ALT, (Bosch), FOR ALT: 110A, OE-NO 03P903023E ALT, (Valeo), FOR ALT: 140A, OE-NO 03P903023B, 03P903023D MTR-CODE: CFWA	6PK1070 6PK842 ELAST 6PK842 ELAST T1 AP9001 AP9001 VD1111
					CT1139 CT1139K1 CT1139K2 CT1139WP4 CT1139WP6	CA CA, ⇒11/2010 CA, 12/2010⇒ MTR-CODE: CFWA, CA, WP, ⇒11/2010 MTR-CODE: CFWA, CA, WP, 12/2010⇒	
1.2 TSI	09/10-	CBZB	77	1197		MTR-CODE: CBZB, ALT, (-AC) MTR-CODE: CBZB, ALT, (AC) ALT, (Valeo), FOR ALT: 110A, OE-NO 03F903023E ALT, (Bosch), FOR ALT: 140A, OE-NO 03C 903 025 F, 03C 903 025 J, 03F 903 023 D, 03F 903 023 F	6PK1432 6PK1693 AP9001 AP9012
1.4	07/08-	BXW, CGGB	63	1390	CT957(SET) CT957K3	MTR-CODE: BXW, CGGB, ALT, (AC) MTR-CODE: BXW, CGGB, ALT, (-AC) MTR-CODE: BXW, CGGB, CA MTR-CODE: BXW, CGGB, CA	6PK1080 6PK737





## SEAT

### IBIZA V SPORTCOUPE (6J1)

Engine	Year	Code	Power (kW)	Power (CV)	Part Code	Description	Accessories
1.4 TDI	07/08-06/10	BMS	59	1422	<b>CT957WP3</b>	MTR-CODE: BXW, CGGB, CA	
						ALT, (AC) ALT, (-AC) ALT, (Bosch), FOR ALT: 90A, OE-NO 045 903 023, 045 903 023 D, FOR ALT: 110A, OE-NO 045 903 023 H, FOR ALT: 120A, OE-NO 045 903 023 A ALT, (Bosch), FOR ALT: 90A, OE-NO 045903023D	<b>6PK1180</b> <b>6PK820</b> <b>AP9001</b>  <b>AP9022</b>
					<b>CT1028</b> <b>CT1028K3</b> <b>CT1028WP3</b>	CA CA CA	
1.4 TSI	06/09-	CAVF, CNUB, CTJB, CTHF	110	1390		AIRC ALT, (-AC) ALT, (AC) ALT, (Bosch), FOR ALT: 140A, OE-NO 03C903023A ALT, (Valeo), FOR ALT: 110A, OE-NO 03C903023G, FOR ALT: 140A, OE-NO 03C903025D ALT, (Bosch), FOR ALT: 140A, OE-NO 03C903023A, 03C903025D	<b>5PK491</b> <b>6PK1600</b> <b>6PK1698</b> <b>AP9001</b>  <b>AP9001</b>  <b>AP9012</b>
1.4 TSI Cupra	06/09-	CAVE, CTHE, CTJC	132	1390		AIRC ALT, (-AC) ALT, (AC) ALT, (Bosch), FOR ALT: 140A, OE-NO 03C903023A ALT, (Valeo), FOR ALT: 110A, OE-NO 03C903023G, FOR ALT: 140A, OE-NO 03C903025D ALT, (Bosch), FOR ALT: 140A, OE-NO 03C903023A, 03C903025D	<b>5PK491</b> <b>6PK1600</b> <b>6PK1698</b> <b>AP9001</b>  <b>AP9001</b>  <b>AP9012</b>
1.6	07/08-	BTS	77	1598		ALT, (-AC) ALT, (AC)	<b>6PK1090</b> <b>6PK1733</b>
1.6 LPG	05/11-	CNKA	60	1598		ALT, (-AC) ALT, (AC)	<b>6PK1090</b> <b>6PK1733</b>
1.6 TDI	05/09-	CAYB	66	1598		MTR-CODE: CAYB, CAYC, ALT, (AC) MTR-CODE: CAYB, CAYC, ALT, (-AC) MTR-CODE: CAYB, CAYC, ALT, (-AC)	<b>6PK1070</b> <b>6PK842 ELAST</b> <b>6PK842 ELAST T1</b> <b>MS18</b> <b>AP9001</b>
						ONLY WITH VD1076 ALT, (Bosch), FOR ALT: 110A, OE-NO 06F903023D, FOR ALT: 140A, OE-NO 06F903023F, 03L903023 ALT, (Valeo), FOR ALT: 110A, OE-NO 06F903023E, FOR ALT: 140A, OE-NO 03L903023F, 03L903023A MTR-CODE: CAYB, CAYC, ⇒10/2009 MTR-CODE: CAYB, CAYC, 11/2009⇒	<b>AP9001</b>  <b>VD1076</b> <b>VD1111</b>
					<b>CT1139</b> <b>CT1139K1</b> <b>CT1139K2</b> <b>CT1139WP1</b>  <b>CT1139WP2</b>  <b>CT1139WP6</b>	MTR-CODE: CAYB, CAYC, CA MTR-CODE: CAYB, CAYC, CA, ⇒11/2010 MTR-CODE: CAYB, CAYC, CA, 12/2010⇒ MTR-CODE: CAYB, CAYC, ⇒11/2010, CA, WP MTR-CODE: CAYB, CAYC, 12/2010⇒, ⇒MODEL '11, CA, WP MTR-CODE: CAYB, CAYC, MODEL '12⇒, CA, WP	
		CAYC, CLNA	77			MTR-CODE: CAYB, CAYC, CLNA, ALT, (AC) MTR-CODE: CAYB, CAYC, CLNA, ALT, (-AC) MTR-CODE: CAYB, CAYC, CLNA, ALT, (-AC) ONLY WITH VD1076 ALT, (Bosch), FOR ALT: 110A, OE-NO 06F903023D ALT, (Valeo), FOR ALT: 110A, OE-NO 03C903023G, 06F903023E MTR-CODE: CAYB, CAYC, ⇒10/2009 MTR-CODE: CAYB, CAYC, 11/2009⇒ MTR-CODE: CLNA	<b>6PK1070</b>  <b>6PK842 ELAST</b>  <b>6PK842 ELAST T1</b> <b>MS18</b> <b>AP9001</b>  <b>AP9001</b>  <b>VD1076</b> <b>VD1111</b> <b>VD1111</b>
					<b>CT1139</b> <b>CT1139K1</b>  <b>CT1139K2</b>  <b>CT1139WP1</b>	MTR-CODE: CAYB, CAYC, CLNA, CA MTR-CODE: CAYB, CAYC, CLNA, CA, ⇒11/2010 MTR-CODE: CAYB, CAYC, CLNA, CA, 12/2010⇒ MTR-CODE: CAYB, CAYC, CLNA,	



**SEAT**

**IBIZA V SPORTCOUPE (6J1)**

					CT1139WP2	⇒11/2010, CA, WP MTR-CODE: CAYB, CAYC, CLNA, 12/2010⇒, ⇒MODEL '11, CA, WP	
					CT1139WP6	MTR-CODE: CAYB, CAYC, CLNA, MODEL '12⇒, CA, WP	
1.9 TDI	07/08-06/10	BXJ	66	1896		ALT, (AC) ALT, (-AC) ONLY WITH VD1076 ALT, (Bosch), FOR ALT: 90A, OE-NO 038 903 023 L, FOR ALT: 120A, OE-NO 028 903 028 E ALT, (Valeo), FOR ALT: 90A, OE-NO 038 903 023 R ALT, (Bosch), FOR ALT: 90A, OE-NO 045903023D	6PK1180 6PK820 MS18 AP9001 AP9001 AP9022 VD1076
					CT1028 CT1028K3 CT1028WP3	CA CA CA	
		BLS	77			ALT, (AC) ALT, (-AC) ONLY WITH VD1076 ALT, (Bosch), FOR ALT: 90A, OE-NO 038 903 023 L, FOR ALT: 120A, OE-NO 028 903 028 E ALT, (Valeo), FOR ALT: 90A, OE-NO 038 903 023 R ALT, (Bosch), FOR ALT: 90A, OE-NO 045903023D	6PK1180 6PK820 MS18 AP9001 AP9001 AP9022 VD1076
					CT1028 CT1028K3 CT1028WP3	CA CA CA	
2.0	10/08-	CEKA	85	1984		ALT, (AC) ALT, (-AC) ALT, (Bosch), FOR ALT: 120A, OE-NO 028 903 028 E ALT, (Valeo), FOR ALT: 120A, OE-NO 038 903 024 G	6PK1033 6PK923 AP9001 AP9001
					CT908 CT908K1 CT908WP2	CA CA CA	
2.0 TDI	01/10-	CFHD	105	1968		ALT, (AC) ALT, (-AC) ALT, (-AC)  ALT, (Bosch), FOR ALT: 110A, OE-NO 06F903023D ALT, (Valeo), FOR ALT: 110A, OE-NO 06F903023E, FOR ALT: 140A, OE-NO 03L903023A ALT, (Bosch), FOR ALT: 140A, OE-NO 06F903023F ALT, (Valeo), FOR ALT: 140A, OE-NO 03L903023F MTR-CODE: CFHD	6PK1070 6PK842 ELAST 6PK842 ELAST T1 AP9001 AP9001 AP9012 AP9012 VD1111
					CT1139 CT1139K1 CT1139K2 CT1139WP1 CT1139WP2 CT1139WP6	CA CA, ⇒11/2010 CA, 12/2010⇒ ⇒11/2010, CA, WP 12/2010⇒, ⇒MODEL '11, CA, WP MODEL '12⇒, CA, WP	
<b>IBIZA V ST (6J8)</b>							
1.2	05/10-	CGPB	44	1198		MTR-CODE: CGPA, CGPB, ALT, (-AC) MTR-CODE: CGPA, CGPB, ALT, (AC)	6PK1453 6PK1873
		CGPA	51			MTR-CODE: CGPA, CGPB, ALT, (-AC) MTR-CODE: CGPA, CGPB, ALT, (AC)	6PK1453 6PK1873
1.2 TDI	04/10-	CFWA	55	1199		ALT, (AC) ALT, (-AC) ALT, (-AC)  ALT, (Bosch), FOR ALT: 110A, OE-NO 03P903023E ALT, (Valeo), FOR ALT: 140A, OE-NO 03P903023D MTR-CODE: CFWA	6PK1070 6PK842 ELAST 6PK842 ELAST T1 AP9001 AP9001 VD1111
					CT1139 CT1139K1	CA CA, ⇒11/2010	





<b>SEAT</b>							
<b>IBIZA V ST (6J8)</b>							
					<b>CT1139K2</b> <b>CT1139WP4</b> <b>CT1139WP6</b>	CA, 12/2010⇒ MTR-CODE: CFWA, CA, WP, ⇒11/2010 MTR-CODE: CFWA, CA, WP, 12/2010⇒	
1.2 TSI	09/10-	CBZB	77	1197		MTR-CODE: CBZB, ALT, (-AC) MTR-CODE: CBZB, ALT, (AC) ALT, (Valeo), FOR ALT: 110A, OE-NO 03F903023E ALT, (Bosch), FOR ALT: 140A, OE-NO 03C 903 025 F, 03C 903 025 J, 03F 903 023 D, 03F 903 023 F	<b>6PK1432</b> <b>6PK1693</b> <b>AP9001</b>  <b>AP9012</b>
1.4	03/10-	CGGB	63	1390	<b>CT957(SET)</b> <b>CT957K3</b> <b>CT957WP3</b>	ALT, (AC) ALT, (-AC) MTR-CODE: CGGB, CA MTR-CODE: CGGB, CA MTR-CODE: CGGB, CA	<b>6PK1080</b> <b>6PK737</b>
1.4 TSI	02/12-	CAVF, CNUB, CTJB, CTHF	110	1390		AIRC ALT, (-AC) ALT, (AC) ALT, (Bosch), FOR ALT: 140A, OE-NO 03C903023A ALT, (Valeo), FOR ALT: 110A, OE-NO 03C903023G, FOR ALT: 140A, OE-NO 03C903025D ALT, (Bosch), FOR ALT: 140A, OE-NO 03C903023A, 03C903025D	<b>5PK491</b> <b>6PK1600</b> <b>6PK1698</b> <b>AP9001</b>  <b>AP9001</b>  <b>AP9012</b>
1.6	02/12-	BTS	77	1598		ALT, (-AC) ALT, (AC)	<b>6PK1090</b> <b>6PK1733</b>
1.6 TDI	03/10-	CAYB	66	1598		MTR-CODE: CAYB, CAYC, ALT, (AC) MTR-CODE: CAYB, CAYC, ALT, (-AC) MTR-CODE: CAYB, CAYC, ALT, (-AC)  ALT, (Bosch), FOR ALT: 140A, OE-NO 06F903023F ALT, (Valeo), FOR ALT: 140A, OE-NO 03L903023A, 03L903023F MTR-CODE: CAYB, CAYC, 11/2009⇒ MTR-CODE: CAYB, CAYC, CA MTR-CODE: CAYB, CAYC, CA, ⇒11/2010 MTR-CODE: CAYB, CAYC, CA, 12/2010⇒ MTR-CODE: CAYB, CAYC, ⇒11/2010, CA, WP MTR-CODE: CAYB, CAYC, 12/2010⇒, ⇒MODEL '11, CA, WP MTR-CODE: CAYB, CAYC, MODEL '12⇒, CA, WP	<b>6PK1070</b> <b>6PK842 ELAST</b> <b>6PK842 ELAST T1</b> <b>AP9001</b>  <b>AP9001</b>  <b>VD1111</b>
		CAYC, CLNA	77			MTR-CODE: CAYB, CAYC, CLNA, ALT, (AC) MTR-CODE: CAYB, CAYC, CLNA, ALT, (-AC) MTR-CODE: CAYB, CAYC, CLNA, ALT, (-AC) ALT, (Bosch), FOR ALT: 110A, OE-NO 06F903023D ALT, (Valeo), FOR ALT: 110A, OE-NO 03C903023G, 06F903023E MTR-CODE: CAYB, CAYC, 11/2009⇒ MTR-CODE: CLNA MTR-CODE: CAYB, CAYC, CLNA, CA MTR-CODE: CAYB, CAYC, CLNA, CA, ⇒11/2010 MTR-CODE: CAYB, CAYC, CLNA, CA, 12/2010⇒ MTR-CODE: CAYB, CAYC, CLNA, ⇒11/2010, CA, WP MTR-CODE: CAYB, CAYC, CLNA, 12/2010⇒, ⇒MODEL '11, CA, WP MTR-CODE: CAYB, CAYC, CLNA, MODEL '12⇒, CA, WP	<b>6PK1070</b>  <b>6PK842 ELAST T1</b> <b>AP9001</b>  <b>AP9001</b>  <b>VD1111</b> <b>VD1111</b>
<b>INCA (6K9)</b>							
1.4 16V	04/00-06/03	AUA	55	1390		ALT ALT, AC CA CA CA	<b>6PK1070</b> <b>6PK1185</b>
1.4 i	11/95-06/03	AEX, AKV, APQ, AUD	44	1390	<b>CT957(SET)</b> <b>CT957K1</b> <b>CT957WP1</b>  <b>CT846</b>	ALT, PS ALT, PS, AC ALT CA	<b>6PK1070</b> <b>6PK1185</b> <b>6PK751</b>

**SEAT**



SEAT

**SEAT**

INCA (6K9)

					<b>CT846K1</b> <b>CT846K2</b> <b>CT846WP2</b> <b>CT846WP3</b>	CA, MTR-CODE: AEX, AKV, APQ CA, MTR-CODE: AUD CA, MTR-CODE: AUD CA, MTR-CODE: AEX, AKV, APQ	
1.6 i	06/97-09/00	AEE, ALM	55	1598		ALT ALT, AC CA, MTR-CODE: AEE, ALM CA, MTR-CODE: AEE, ALM CA, MTR-CODE: AEE, ALM	6PK1070 6PK1185
	11/95-05/98	1F		1595	<b>CT847</b> <b>CT847K1</b> <b>CT847WP1</b>	PS, (-AC) PS, (AC) ALT, AC ALT CA, MTR-CODE: 1F CA, MTR-CODE: 1F	11,5X685Ld 11,5X755Ld 6PK1153 6PK894
1.7 D	09/96-06/03	AHB	42	1716	<b>CT945</b> <b>CT945K1</b>	PS, (AC) ALT, (-AC) ALT, (AC) PS, (-AC) ONLY WITH VD1084 ALT, ⇨CH-NO 9K-X-001745, (Bosch), FOR ALT: 90A, OE-NO 028 903 028 J ALT, CH-NO 9K-X-001746⇨, (Bosch), FOR ALT: 70A, OE-NO 6K0 903 028 ALT, (Bosch), FOR ALT: 120A, OE-NO 028 903 026 G CA CA	11,5X790Ld 6PK1045 6PK1145 AVX10X730 MS13 AP9004 AP9004 AP9004 VD1084
1.9 D	11/95-06/03	1Y	47	1896	<b>CT867</b> <b>CT867K1</b> <b>CT867K2</b>	PS, (-AC) PS, WP, (AC) ALT, (-AC), (TENS DAMPER) ALT, (AC) ALT, (-AC), (-TENS DAMPER) ONLY WITH VD1084 ALT, (Bosch), FOR ALT: 90A, OE-NO 028 903 028 J CA CA, ⇨MTR-NO 705 902 CA, MTR-NO 705 903⇨	11,5X730Ld 11,5X790Ld 6PK1045 6PK1145 6PK923 MS13 AP9004 VD1084
1.9 SDI	11/95-06/03	AEY, AYQ	47	1896	<b>CT1044</b> <b>CT1044K1</b> <b>CT1044WP1</b> <b>CT945</b> <b>CT945K1</b> <b>CT946</b>	PS, (-AC), MTR-CODE: AEY PS, WP, (AC), MTR-CODE: AEY ALT, (-AC), (TENS DAMPER), MTR-CODE: AEY ALT, (AC), MTR-CODE: AEY ALT, PS, (AC), MTR-CODE: AYQ ALT, PS, (-AC), MTR-CODE: AYQ ALT, (-AC), (-TENS DAMPER), MTR-CODE: AEY ONLY WITH VD1084 ONLY WITH VD1076 ONLY WITH VD1089 ALT, MTR-CODE: AEY, ⇨CH-NO 9K-X- 001745, (Bosch), FOR ALT: 90A, OE-NO 028 903 028 J ALT, MTR-CODE: AEY, CH-NO 9K-X- 001746⇨, (Bosch), FOR ALT: 70A, OE-NO 6K0 903 028 ALT, MTR-CODE: AEY, (Bosch), FOR ALT: 120A, OE-NO 028 903 026 G MTR-CODE: AYQ, MTR-NO 074 038⇨ MTR-CODE: AEY MTR-CODE: AYQ, ⇨MTR-NO 074 037 CA, MTR-CODE: AYQ, MTR-NO 005 518⇨ CA, MTR-CODE: AYQ, MTR-NO 005 518⇨ CA, MTR-CODE: AYQ, MTR-NO 005 518⇨ CA, MTR-CODE: AEY CA, MTR-CODE: AEY CA, MTR-CODE: AYQ, ⇨MTR-NO 005 517	11,5X730Ld 11,5X790Ld 6PK1045 6PK1145 6PK1660 6PK906 6PK923 MS13 MS17 MS37 AP9004 AP9004 AP9004 VD1076 VD1084 VD1089
1.9 TDI	09/96-06/03	ALH	66	1896		PS, (-AC) PS, WP, (AC) 2.FAN ALT, (-AC), MTR-CODE: ALE, AHU ALT, (AC), MTR-CODE: ALE, AHU ALT, (AC), MTR-CODE: ALH ALT, (-AC), MTR-CODE: ALH ONLY WITH VD1076	11,5X730Ld 11,5X790Ld 2PJ860 6PK1045 6PK1145 6PK1660 6PK906 MS17





<b>SEAT</b>							
<b>INCA (6K9)</b>							
					<b>CT1044</b> <b>CT1044K1</b>  <b>CT1044WP1</b>  <b>CT867</b> <b>CT867K4</b> <b>CT946</b>	ONLY WITH VD1089 MTR-CODE: ALH, MTR-NO 896 340⇒ MTR-CODE: ALH, ⇒MTR-NO 896 339 CA, MTR-CODE: ALH, MTR-NO 500 001⇒ CA, MTR-CODE: ALH, MTR-NO 500 001⇒, 10/2001⇒ CA, MTR-CODE: ALH, MTR-NO 500 001⇒, 10/2001⇒ CA, MTR-CODE: ALE, AHU CA, MTR-CODE: ALE, AHU CA, MTR-CODE: ALH, ⇒MTR-NO 500 000	<b>MS37</b> <b>VD1076</b> <b>VD1089</b>
<b>LEON (1M1)</b>							
1.4 16V	11/99-06/06	APE, AHW, AXP, AUA, BCA	55	1390	<b>CT957(SET)</b> <b>CT957K1</b> <b>CT957K1</b>  <b>CT957K2</b>  <b>CT957WP1</b> <b>CT957WP1</b>  <b>CT957WP4</b>	ALT, (-AC) ALT, (AC) CA CA, MTR-CODE: APE, AXP, BCA CA, MTR-CODE: AHW, MTR-NO 160 001⇒ CA, MTR-CODE: AHW, ⇒MTR-NO 160 000 CA, MTR-CODE: APE, AXP, BCA CA, MTR-CODE: AHW, MTR-NO 160 001⇒ CA, ⇒MTR-NO 160 000, MTR-CODE: AHW	<b>6PK1080</b> <b>6PK1548</b>
1.6	11/99-06/06	AEH, AKL, APF	74	1595	<b>CT908</b> <b>CT908K1</b> <b>CT908WP1</b>	ALT, (AC) ALT, (-AC) ALT, (Bosch), FOR ALT: 120A, OE-NO 028 903 028 E, 038 903 024 F ALT, (Valeo), FOR ALT: 120A, OE-NO 038 903 023 S, 038 903 024 G ALT, (Hitachi), FOR ALT: 120A, OE-NO 028 903 029 G CA CA CA	<b>6DPK1195</b> <b>6PK1120</b> <b>AP9001</b>  <b>AP9001</b>  <b>AP9001</b>
	10/05-06/06	BGU, BFQ	75		<b>CT908</b> <b>CT908K1</b>	ALT, (AC) ALT, (-AC) ALT, (Bosch), FOR ALT: 120A, OE-NO 038 903 024 F, FOR ALT: 140A, OE-NO 06F 903 023 F ALT, (Valeo), FOR ALT: 120A, OE-NO 038 903 024 G, FOR ALT: 140A, OE-NO 06F 903 023 C ALT, (Hitachi), FOR ALT: 120A, OE-NO 038 903 029 G CA CA	<b>6DPK1195</b> <b>6PK1120</b> <b>AP9001</b>  <b>AP9001</b>  <b>AP9001</b>
1.6 16V	09/00-06/06	ATN, AUS, AZD, BCB	77	1598	<b>CT957(SET)</b> <b>CT957K1</b> <b>CT957WP2</b>	ALT, PS ALT, PS, AC CA CA CA	<b>6PK1080</b> <b>6PK1548</b>
1.8 20V	11/99-06/06	AGN, APG	92	1781	<b>CT909</b> <b>CT909K2</b>  <b>CT909K3</b>  <b>CT909K6</b>  <b>CT909K7</b>  <b>CT909WP1</b>	ALT, (AC) ALT, (-AC) ALT, (Bosch), FOR ALT: 120A, OE-NO 028 903 028 E, 038 903 024 F ALT, (Valeo), FOR ALT: 120A, OE-NO 038 903 023 S, 038 903 024 G ALT, (Hitachi), FOR ALT: 120A, OE-NO 028 903 029 G CA CA, CH-NO 1M-YB088 001⇒, 1M-YR016 501⇒ CA, CH-NO 1M-YB088 001⇒, 1M-YR016 501⇒ CA, ⇒CH-NO 1M-YB088 000, 1M-YR016 500 CA, ⇒CH-NO 1M-YB088 000, 1M-YR016 500 CA, CH-NO 1M-YB088 001⇒, 1M-YR016 501⇒	<b>6DPK1195</b> <b>6PK1120</b> <b>AP9001</b>  <b>AP9001</b>  <b>AP9001</b>  <b>VD1107</b>
	1.8 20V T	11/99-06/06	APP, AUQ	132	1781		ALT, PS, AC ALT, PS ALT, (Bosch), FOR ALT: 120A, OE-NO 028 903 028 E, MTR-CODE: AUQ

**SEAT**




**SEAT**

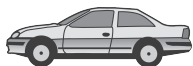
**SEAT**

LEON (1M1)



					<b>CT909</b> CA <b>CT909K2</b> CA, CH-NO 1M-YB088 001⇒, 1M-YR016 501⇒ <b>CT909K3</b> CA, CH-NO 1M-YB088 001⇒, 1M-YR016 501⇒ <b>CT909K6</b> CA, ⇒CH-NO 1M-YB088 000, 1M-YR016 500 <b>CT909K7</b> CA, ⇒CH-NO 1M-YB088 000, 1M-YR016 500 <b>CT909WP1</b> CA, CH-NO 1M-YB088 001⇒, 1M-YR016 501⇒	
1.8 20V T 4	11/99-06/06	ARY, AJQ	132	1781	ALT, (AC) ALT, (-AC) ALT, (Bosch), FOR ALT: 120A, OE-NO 028 903 028 E, 038 903 024 F ALT, (Valeo), FOR ALT: 120A, OE-NO 038 903 023 S, 038 903 024 G ALT, (Hitachi), FOR ALT: 120A, OE-NO 028 903 029 G  <b>CT909</b> CA <b>CT909K2</b> CA, CH-NO 1M-YB088 001⇒, 1M-YR016 501⇒ <b>CT909K3</b> CA, CH-NO 1M-YB088 001⇒, 1M-YR016 501⇒ <b>CT909K6</b> CA, ⇒CH-NO 1M-YB088 000, 1M-YR016 500 <b>CT909K7</b> CA, ⇒CH-NO 1M-YB088 000, 1M-YR016 500 <b>CT909WP1</b> CA, CH-NO 1M-YB088 001⇒, 1M-YR016 501⇒	<b>6DPK1195</b> <b>6PK1120</b> <b>AP9001</b>  <b>AP9001</b>  <b>AP9001</b>  <b>VD1107</b>
1.8 T Cupra R	02/02-06/06	AMK	154	1781	ALT, (AC) ALT, (-AC) ALT, (Bosch), FOR ALT: 120A, OE-NO 028 903 028 E, 038 903 024 F  <b>CT909</b> CA <b>CT909K2</b> CA <b>CT909K3</b> CA <b>CT909WP1</b> CA	<b>6DPK1195</b> <b>6PK1120</b> <b>AP9001</b>  <b>VD1107</b>
	07/03-06/06	BAM	165		ALT, (AC) ALT, (-AC) ALT, (Bosch), FOR ALT: 120A, OE-NO 028 903 028 E, 038 903 024 F  <b>CT909</b> CA <b>CT909K2</b> CA <b>CT909K3</b> CA <b>CT909WP1</b> CA	<b>6DPK1195</b> <b>6PK1120</b> <b>AP9001</b>  <b>VD1107</b>
1.8 Turbo 4x4	05/02-05/03	AMK	154	1781	ALT, (AC) ALT, (-AC) ALT, (Bosch), FOR ALT: 120A, OE-NO 028 903 028 E, 038 903 024 F  <b>CT909</b> CA <b>CT909K2</b> CA <b>CT909K3</b> CA <b>CT909WP1</b> CA	<b>6DPK1195</b> <b>6PK1120</b> <b>AP9001</b>
1.9 SDI	11/99-06/06	AQM	50	1896	ALT, PS, (AC) ALT, PS, (AC), CH-NO 1M-3R099 131⇒ ALT, PS, (-AC) ONLY WITH VD1089 ONLY WITH VD1076 ALT, (Bosch), FOR ALT: 90A, OE-NO 038 903 023 L, 038 903 024 D, FOR ALT: 120A, OE-NO 028 903 028 E, 038 903 024 F ALT, (Valeo), FOR ALT: 90A, OE-NO 038 903 023 R, 038 903 024 E, FOR ALT: 120A, OE-NO 038 903 023 S, 038 903 024 G ALT, (Hitachi), FOR ALT: 120A, OE-NO 028 903 029 G CH-NO 1M-3R099 131⇒ ⇒CH-NO 1M-3R099 130  <b>CT1044</b> CA, WP, MTR-NO 045001⇒ <b>CT1044K1</b> CA, WP <b>CT1044WP1</b> CA, WP <b>CT946</b> CA, WP, ⇒MTR-NO 045000	<b>6PK1660</b> <b>6PK1660D1</b> <b>6PK906</b> <b>MS17</b> <b>MS37</b> <b>AP9001</b>  <b>AP9001</b>  <b>AP9001</b>  <b>VD1076</b> <b>VD1089</b>
1.9 TDI	11/99-06/06	ALH, AGR	66	1896	ALT, PS, (AC) ALT, PS, (AC), CH-NO 1M-3R099 131⇒	<b>6PK1660</b> <b>6PK1660D1</b>





## SEAT

LEON (1M1)

					ALT, PS, (-AC) ONLY WITH VD1089 ONLY WITH VD1076 ALT, (Bosch), FOR ALT: 90A, OE-NO 038 903 023 L, 038 903 024 D, FOR ALT: 120A, OE-NO 028 903 028 E, 038 903 024 F ALT, (Valeo), FOR ALT: 90A, OE-NO 038 903 023 R, 038 903 024 E, FOR ALT: 120A, OE-NO 038 903 023 S, 038 903 024 G ALT, (Hitachi), FOR ALT: 120A, OE-NO 028 903 029 G CH-NO 1M-3R099 131⇒ ⇒CH-NO 1M-3R099 130	6PK906 MS17 MS37 AP9001  AP9001  AP9001 VD1076 VD1089			
					CT1044	CA, WP, MTR-CODE: AGR, MTR-NO 565001⇒			
					CT1044	CA, WP, MTR-CODE: ALH, MTR-NO 500001⇒			
					CT1044K1	CA, WP, MTR-CODE: ALH, MTR-NO 500 001⇒, CA, WP, MTR-CODE: AGR, MTR-NO 565 001⇒			
					CT1044WP1	CA, WP, MTR-CODE: AGR, MTR-NO 565 001⇒			
					CT1044WP1	CA, WP, MTR-CODE: ALH, MTR-NO 500 001⇒			
					CT946	CA, WP, MTR-CODE: AGR, ⇒MTR-NO 565000			
					CT946	CA, WP, MTR-CODE: ALH, ⇒MTR-NO 500000			
					AHF, ASV	81		ALT, PS, (AC) ALT, PS, (AC), CH-NO 1M-3R099 131⇒ ALT, PS, (-AC) ONLY WITH VD1089 ONLY WITH VD1076 ALT, (Bosch), FOR ALT: 90A, OE-NO 038 903 024 D, 038 903 023 L, FOR ALT: 120A, OE-NO 028 903 023 S, 038 903 024 F ALT, (Valeo), FOR ALT: 90A, OE-NO 038 903 023 R, 038 903 024 E, FOR ALT: 120A, OE-NO 038 903 024 G, 038 903 023 S ALT, (Hitachi), FOR ALT: 120A, OE-NO 028 903 029 G CH-NO 1M-3R099 131⇒ ⇒CH-NO 1M-3R099 130	6PK1660 6PK1660D1 6PK906 MS17 MS37 AP9001  AP9001  AP9001 VD1076 VD1089
					CT1044	CA, WP, MTR-CODE: ASV			
CT1044	CA, WP, MTR-CODE: AHF, MTR-NO 595001⇒								
CT1044K1	CA, WP, MTR-CODE: ASV								
CT1044K1	CA, WP, MTR-CODE: AHF, MTR-NO 595 001⇒								
CT1044WP1	CA, WP, MTR-CODE: ASV								
CT1044WP1	CA, WP, MTR-CODE: AHF, MTR-NO 595 001⇒								
CT946	CA, WP, MTR-CODE: AHF, ⇒MTR-NO 595000								
02/01-06/06	ARL	110		ALT, (AC) ALT, (-AC) ALT, (Bosch), FOR ALT: 70A, OE-NO 038 903 023 K, FOR ALT: 90A, OE-NO 038 903 023 L, 038 903 024 D, FOR ALT: 120A, OE-NO 028 903 028 E, 038 903 024 F ALT, (Valeo), FOR ALT: 90A, OE-NO 038 903 023 R, 038 903 024 E, FOR ALT: 120A, OE-NO 038 903 023 S, 038 903 024 G ALT, (Hitachi), FOR ALT: 120A, OE-NO 028 903 029 G	6DPK1195 6PK1120 AP9001  AP9001  AP9001 VD1091				
CT1028	CA								
CT1028K2	CA, MTR-CODE: ARL, ⇒CH-NO 1M-2R120000								
CT1028K3	CA, MTR-CODE: ARL, CH-NO 1M-2R120001⇒								
CT1028K4	CA, MTR-CODE: ARL, ⇒CH-NO 1M-2R120000								
CT1028WP5	CA, MTR-CODE: ARL, CH-NO 1M-2R120001⇒								
05/03-06/06	ASZ	96		ALT, (AC) ALT, (AC), MTR-NO ASZ 435 001⇒ ALT, (-AC)	6DPK1195 6DPK1195D2 6PK1120				







SEAT

**SEAT**

LEON (1M1)



						<p>ONLY WITH VD1089 ONLY WITH VD1076 ALT, (Bosch), FOR ALT: 70A, OE-NO 038 903 023 K, FOR ALT: 90A, OE-NO 038 903 023 L, 038 903 023 D, FOR ALT: 120A, OE-NO 028 903 028 E, 028 903 024 F ALT, (Valeo), FOR ALT: 90A, OE-NO 038 903 023 R, 038 903 024 E, FOR ALT: 120A, OE-NO 038 903 023 S, 038 903 023 G 903 029 G MTR-CODE: ASZ, MTR-NO 435 001⇒ MTR-CODE: ASZ, ⇒MTR-NO 435 000</p>	<p>MS17 MS37 AP9001  AP9001  AP9001  VD1076 VD1091</p>
	10/05-06/06	AXR	74		<p>CT1028 CT1028K3 CT1028WP4</p>	<p>CA, WP CA, WP CA, WP</p>	
						<p>ALT, (AC) ALT, (AC) ALT, (-AC) ONLY WITH VD1076 ALT, (Bosch), FOR ALT: 70A, OE-NO 038 903 023 K, FOR ALT: 90A, OE-NO 038 903 023 L, 038 903 023 D, FOR ALT: 120A, OE-NO 028 903 028 E, 028 903 024 F ALT, (Valeo), FOR ALT: 90A, OE-NO 038 903 023 R, 038 903 024 E, FOR ALT: 120A, OE-NO 038 903 023 S, 038 903 023 G ALT, (Hitachi), FOR ALT: 90A, OE-NO 038 903 029 G</p>	<p>6DPK1195 6DPK1195D1 6PK1120 MS18 AP9001  AP9001  AP9001  VD1076</p>
						<p>CA, MTR-CODE: AXR CA, MTR-CODE: AXR CA</p>	
1.9 TDI Syncro	05/02-06/06	ARL	110	1896		<p>ALT, PS, AC ALT, PS ALT, (Bosch), FOR ALT: 70A, OE-NO 038 903 023 K, FOR ALT: 90A, OE-NO 038 903 023 L, 038 903 024 D, FOR ALT: 120A, OE-NO 028 903 028 E, 038 903 024 F ALT, (Valeo), FOR ALT: 90A, OE-NO 038 903 023 R, 038 903 024 E, FOR ALT: 120A, OE-NO 038 903 023 S, 038 903 024 G ALT, (Hitachi), FOR ALT: 120A, OE-NO 028 903 029 G</p>	<p>6DPK1195 6PK1120 AP9001  AP9001  AP9001  VD1091</p>
					<p>CT1028 CT1028K2  CT1028K3  CT1028K4  CT1028WP5</p>	<p>CA CA, MTR-CODE: ARL, ⇒CH-NO 1M-2R120000 CA, MTR-CODE: ARL, CH-NO 1M-2R120001⇒ CA, MTR-CODE: ARL, ⇒CH-NO 1M-2R120000 CA, MTR-CODE: ARL, CH-NO 1M-2R120001⇒</p>	
2.3 VR5	09/00-11/03	AQN	125	2324		<p>ALT, (AC) ALT, (-AC) ALT, (Bosch), FOR ALT: 70A, OE-NO 038 903 023 K, FOR ALT: 90A, OE-NO 038 903 023 L, 038 903 023 D, FOR ALT: 120A, OE-NO 028 903 028 E, 028 903 024 F ALT, (Valeo), FOR ALT: 90A, OE-NO 038 903 023 R, 038 903 024 E, FOR ALT: 120A, OE-NO 038 903 023 S, 038 903 023 G ALT, (Hitachi), FOR ALT: 90A, OE-NO 038 903 029 G</p>	<p>6DPK1320 6PK1264 AP9001  AP9001  AP9001</p>
2.8	05/02-06/04	BDE	150	2792		<p>ALT, (AC) ALT, (-AC) ALT, (Bosch), FOR ALT: 70A, OE-NO 038 903 023 K, FOR ALT: 90A, OE-NO 038 903 023 L, 038 903 023 D, FOR ALT: 120A, OE-NO 028 903 028 E, 028 903 024 F ALT, (Valeo), FOR ALT: 90A, OE-NO 038 903 023 R, 038 903 024 E, FOR ALT: 120A, OE-NO 038 903 023 S, 038 903 023 G ALT, (Hitachi), FOR ALT: 90A, OE-NO 038 903 029 G</p>	<p>6DPK1320 6PK1264 AP9001  AP9001  AP9001</p>
2.8 Cupra 4	02/01-06/06	AUE	150	2792		<p>ALT, (AC) ALT, (-AC)</p>	<p>6DPK1320 6PK1264</p>





<b>SEAT</b>							
<b>LEON (1M1)</b>							
						ALT, (Bosch), FOR ALT: 90A, OE-NO 038 903 023 L, FOR ALT: 120A, OE-NO 028 903 028 E	<b>AP9001</b>
						ALT, (Valeo), FOR ALT: 90A, OE-NO 038 903 023 R	<b>AP9001</b>
						ALT, (Hitachi), FOR ALT: 120A, OE-NO 028 903 029 G	<b>AP9001</b>
<b>LEON (1P1)</b>							
1.2 TSI	02/10-	CBZB	77	1197		MTR-CODE: CBZB, ALT, (-AC) MTR-CODE: CBZB, ALT, (AC) ALT, (Bosch), FOR ALT: 140A, OE-NO 03F 903 023 D, 03C 903 023 F	<b>6PK1432</b> <b>6PK1693</b> <b>AP9012</b>
1.4 16V	06/06-	BXW, CGGB	63	1390	<b>CT957(SET)</b> <b>CT957K1</b> <b>CT957WP1</b>	ALT, (Valeo), FOR ALT: 110A, OE-NO 03F 903 023 E ALT, (AC) ALT, (-AC)	<b>6PK1100</b> <b>6PK737</b>
1.4 TSI	11/07-	CAXC	92	1390		CA CA CA ALT, (AC) ALT, (Valeo), FOR ALT: 110A, OE-NO 03C903023D	<b>6PK1733</b> <b>AP9001</b> <b>AP9012</b> <b>AP9012</b>
1.6	07/05-	BSE, BSF, CCSA, CMXA	75	1595	<b>CT908</b> <b>CT908K1</b> <b>CT908WP1</b>	ALT, (Bosch), OE-NO 03C 903 023 A, FOR ALT: 140A ALT, (Valeo), OE-NO 03C 903 023 C, FOR ALT: 140A ALT, (AC) ALT, (-AC) CH-NO 1P-6-000 001⇒, ALT, (Bosch), FOR ALT: 140A, OE-NO 06F903023F, 06F903023A ALT, (Valeo), FOR ALT: 140A, OE-NO 06F903023C	<b>6PK1045</b> <b>6PK900</b> <b>AP9001</b> <b>AP9001</b>
1.6 LPG	12/09-	CHGA	75	1595		CA CA CA ALT, (Bosch), FOR ALT: 140A, OE-NO 06F903023F ALT, (Valeo), FOR ALT: 140A, OE-NO 03L903023F	<b>AP9001</b> <b>AP9001</b>
1.6 TDI	11/10-	CAYB	66	1598	<b>CT1139</b> <b>CT1139K1</b> <b>CT1139K2</b> <b>CT1139WP4</b> <b>CT1139WP6</b>	MTR-CODE: CAYB, CAYC, ALT, (AC) MTR-CODE: CAYB, CAYC, ALT, (-AC) MTR-CODE: CAYB, CAYC, ALT, (-AC) ALT, (Bosch), FOR ALT: 110A, OE-NO 06F903023D, FOR ALT: 140A, OE-NO 03L903023, 06F903023F ALT, (Valeo), FOR ALT: 110A, OE-NO 06F903023E, FOR ALT: 140A, OE-NO 03L903023A, 03L903023F MTR-CODE: CAYB, CAYC MTR-CODE: CAYB, CAYC, CA MTR-CODE: CAYB, CAYC, CA, ⇒11/2010 MTR-CODE: CAYB, CAYC, CA, 12/2010⇒ MTR-CODE: CAYB, CAYC, CA, WP, ⇒11/2010 MTR-CODE: CAYB, CAYC, CA, WP, 12/2010⇒	<b>6PK1070</b> <b>6PK842 ELAST</b> <b>6PK842 ELAST</b> <b>T1</b> <b>AP9001</b> <b>AP9001</b> <b>VD1111</b>
	02/10-	CAYC	77			MTR-CODE: CAYB, CAYC, ALT, (AC) MTR-CODE: CAYB, CAYC, ALT, (-AC) MTR-CODE: CAYB, CAYC, ALT, (-AC) ALT, (Bosch), FOR ALT: 140A, OE-NO 03L903023 ALT, (Valeo), FOR ALT: 140A, OE-NO 03L903023A MTR-CODE: CAYB, CAYC MTR-CODE: CAYB, CAYC, CA MTR-CODE: CAYB, CAYC, CA, ⇒11/2010 MTR-CODE: CAYB, CAYC, CA, 12/2010⇒ MTR-CODE: CAYB, CAYC, CA, WP, ⇒11/2010 MTR-CODE: CAYB, CAYC, CA, WP, 12/2010⇒	<b>6PK1070</b> <b>6PK842 ELAST</b> <b>6PK842 ELAST</b> <b>T1</b> <b>AP9001</b> <b>AP9001</b> <b>VD1111</b>
1.8 TSI	06/07-	BZB, CDAA	118	1798		ALT ALT, (Valeo), OE-NO 06J903023C, FOR ALT: 140A ALT, (Bosch), FOR ALT: 140A, OE-NO	<b>6PK1120</b> <b>AP9001</b> <b>AP9009</b>

**SEAT**



SEAT

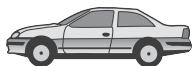
**SEAT**

LEON (1P1)



					06B903016AB ALT, (Valeo), FOR ALT: 140A, OE-NO 06D903016A, 06J903023C WP	AP9009
1.9 TDI	07/05-	BKC, BLS, BXE	77	1896	CT1143 ALT, (AC) ALT, (AC) ALT, (-AC) ONLY WITH VD1076 MTR-CODE: BLS, BXE, ALT, (Bosch), OE-NO 06F903023F, FOR ALT: 140A	6PK1050 6PK1050D2 6PK948 MS18 AP9001 VD1076
	06/07-	BXF	66		CT1028 CT1028K3 CT1028WP3 ALT, (AC) ALT, (AC) ALT, (-AC) ONLY WITH VD1076 ALT, (Bosch), FOR ALT: 110A, OE-NO 06F903023D, FOR ALT: 140A, OE-NO 06F903023A, 06F903023F ALT, (Valeo), FOR ALT: 110A, OE-NO 06F903023E, FOR ALT: 140A, OE-NO 06F903023C, 03L903023F	6PK1050 6PK1050D2 6PK948 MS18 AP9001 AP9001 VD1076
1.9 TDi	10/05-	ASV	81	1896	CT1044 CT1044K1 CT1044WP1 CT946 ALT, PS, (AC) ALT, PS, (AC), CH-NO 1M-3R099 131⇨ ALT, PS, (-AC) ALT, (Bosch), FOR ALT: 90A, OE-NO 038 903 024 D, 038 903 023 L, FOR ALT: 120A, OE-NO 028 903 023 S, 038 903 024 F ALT, (Valeo), FOR ALT: 90A, OE-NO 038 903 023 R, 038 903 024 E, FOR ALT: 120A, OE-NO 038 903 024 G, 038 903 023 S ALT, (Hitachi), FOR ALT: 120A, OE-NO 028 903 029 G CA, WP, MTR-CODE: ASV CA, WP, MTR-CODE: ASV CA, WP, MTR-CODE: ASV CA, WP, MTR-CODE: AHF, ⇨MTR-NO 595000	6PK1660 6PK1660D1 6PK906 AP9001 AP9001 AP9001
2.0 Cupra R	09/09-	CDLA	195	1984	CT1088 ALT, (AC) ALT, (-AC) ALT, (Valeo), FOR ALT: 140A, OE-NO 03L903023F CA	6PK1054 6PK955 AP9001
2.0 FSI	07/05-05/10	BLR, BLY, BVY, BVZ	110	1984	CT1088 CT1088K1 CA CA	6PK1045 6PK900 AP9001 VD1107
2.0 TDI	05/06-	BMN, CEGA, CFJA	125	1968	CT1051 CT1051K2 CT1051WP2 CT1134 CT1134K1 CT1134WP1 MTR-CODE: BMN, ALT, (AC) MTR-CODE: BMN, ALT, (AC) MTR-CODE: CEGA, CFJA, ALT, (AC) MTR-CODE: CEGA, CFJA, ALT, (-AC) MTR-CODE: CEGA, CFJA, ALT, (-AC)  MTR-CODE: BMN, ALT, (-AC) ONLY WITH VD1076 MTR-CODE: BMN, ALT, (Bosch), FOR ALT: 110A, OE-NO 06F903023D, FOR ALT: 140A, OE-NO 06F903023F, 06F903023A MTR-CODE: BMN, ALT, (Valeo), FOR ALT: 110A, OE-NO 06F903023E, FOR ALT: 140A, OE-NO 06F903023C MTR-CODE: BMN, CEGA MTR-CODE: CFJA MTR-CODE: BMN, CA, WP MTR-CODE: BMN, CA, WP MTR-CODE: BMN, CA, WP MTR-CODE: CEGA, CA, WP MTR-CODE: CEGA, CA, WP MTR-CODE: CEGA, CA, WP	6PK1050 6PK1050D2 6PK1070 6PK842 ELAST 6PK842 ELAST T1 6PK948 MS18 AP9001 AP9001 AP9001 VD1076 VD1111





## SEAT

LEON (1P1)



SEAT

					<b>CT1139</b> MTR-CODE: CFJA, CA <b>CT1139K1</b> MTR-CODE: CFJA, CA, ⇨11/2010 <b>CT1139K2</b> MTR-CODE: CFJA, CA, 12/2010⇨ <b>CT1139WP4</b> MTR-CODE: CFJA, CA, WP, ⇨11/2010 <b>CT1139WP6</b> MTR-CODE: CFJA, CA, WP, 12/2010⇨	
	10/05-	BMM	103		ALT, PS, (AC) ALT, PS, (AC) ALT, PS, (-AC) ONLY WITH VD1076 ALT, (Bosch), FOR ALT: 110A, OE-NO 06F903023D, FOR ALT: 140A, OE-NO 06F903023F, 06F903023A ALT, (Valeo), FOR ALT: 110A, OE-NO 06F903023E, FOR ALT: 140A, OE-NO 06F903023C	<b>6PK1050</b> <b>6PK1050D2</b> <b>6PK948</b> <b>MS18</b> <b>AP9001</b>  <b>AP9001</b>  <b>VD1076</b>
	07/05-05/10	AZV	100		MTR-CODE: AZV, BKD, ALT, (AC) MTR-CODE: AZV, BKD, ALT, (AC) MTR-CODE: AZV, BKD, ALT, (-AC) ONLY WITH VD1076 ALT, (Bosch), FOR ALT: 110A, OE-NO 06F903023D, FOR ALT: 140A, OE-NO 06F903023A, 06F903023F ALT, (Valeo), FOR ALT: 110A, OE-NO 06F903023E, FOR ALT: 140A, OE-NO 06F903023C, 03L903023F	<b>6PK1050</b> <b>6PK1050D2</b> <b>6PK948</b> <b>MS18</b> <b>AP9001</b>  <b>AP9001</b>  <b>VD1076</b>
					<b>CT1028</b> CA, WP <b>CT1028K3</b> CA, WP <b>CT1028WP4</b> ALT, WP	
	07/05-	BKD, CFHC, CLCB	103	1968	MTR-CODE: AZV, BKD, ALT, (AC) MTR-CODE: AZV, BKD, ALT, (AC) MTR-CODE: CFHC, CLCB, ALT, (AC) MTR-CODE: CFHC, CLCB, ALT, (-AC) MTR-CODE: CFHC, CLCB, ALT, (-AC)  MTR-CODE: AZV, BKD, ALT, (-AC) ONLY WITH VD1076 CH-NO 1P-6-000 001⇨, ALT, (Bosch), FOR ALT: 110A, OE-NO 06F903023D, FOR ALT: 140A, OE-NO 06F903023F, 06F903023A ALT, (Valeo), FOR ALT: 110A, OE-NO 06F903023E, FOR ALT: 140A, OE-NO 06F903023C MTR-CODE: BKD MTR-CODE: CFHC, CLCB <b>CT1051</b> MTR-CODE: AZV, BKD, CA, WP <b>CT1051K1</b> CA, WP, MTR-CODE: AZV, BKD, ⇨CH-NO 1P-7-000 000 <b>CT1051K2</b> CA, WP, MTR-CODE: AZV, BKD, CH-NO 1P-7-000 001⇨ <b>CT1051WP1</b> CA, WP, ⇨CH-NO 1P-7-000 000, MTR-CODE: AZV, BKD <b>CT1051WP2</b> CA, WP, CH-NO 1P-7-000 001⇨, MTR-CODE: AZV, BKD  <b>CT1139</b> MTR-CODE: CFHC, CLCB, CA <b>CT1139K1</b> MTR-CODE: CFHC, CLCB, CA, ⇨11/2010 <b>CT1139K2</b> MTR-CODE: CFHC, CLCB, CA, 12/2010⇨ <b>CT1139WP4</b> MTR-CODE: CFHC, CLCB, CA, WP, ⇨11/2010 <b>CT1139WP6</b> MTR-CODE: CFHC, CLCB, CA, WP, 12/2010⇨	<b>6PK1050</b> <b>6PK1050D2</b> <b>6PK1070</b> <b>6PK842 ELAST</b> <b>6PK842 ELAST</b> <b>T1</b> <b>6PK948</b> <b>MS18</b> <b>AP9001</b>  <b>AP9001</b>  <b>VD1076</b> <b>VD1111</b>
2.0 TDI 16V	07/05-	BKD, CFHC, CLCB	103	1968	MTR-CODE: AZV, BKD, ALT, (AC) MTR-CODE: AZV, BKD, ALT, (AC) MTR-CODE: CFHC, CLCB, ALT, (AC) MTR-CODE: CFHC, CLCB, ALT, (-AC) MTR-CODE: CFHC, CLCB, ALT, (-AC)  MTR-CODE: AZV, BKD, ALT, (-AC) ONLY WITH VD1076 CH-NO 1P-6-000 001⇨, ALT, (Bosch), FOR ALT: 110A, OE-NO 06F903023D, FOR ALT: 140A, OE-NO 06F903023F, 06F903023A ALT, (Valeo), FOR ALT: 110A, OE-NO 06F903023E, FOR ALT: 140A, OE-NO 06F903023C MTR-CODE: BKD MTR-CODE: CFHC, CLCB <b>CT1051</b> MTR-CODE: AZV, BKD, CA, WP <b>CT1051K1</b> CA, WP, MTR-CODE: AZV, BKD, ⇨CH-NO 1P-7-000 000 <b>CT1051K2</b> CA, WP, MTR-CODE: AZV, BKD, CH-NO 1P-7-000 001⇨ <b>CT1051WP1</b> CA, WP, ⇨CH-NO 1P-7-000 000, MTR-CODE: AZV, BKD <b>CT1051WP2</b> CA, WP, CH-NO 1P-7-000 001⇨, MTR-CODE: AZV, BKD  <b>CT1139</b> MTR-CODE: CFHC, CLCB, CA <b>CT1139K1</b> MTR-CODE: CFHC, CLCB, CA, ⇨11/2010 <b>CT1139K2</b> MTR-CODE: CFHC, CLCB, CA, 12/2010⇨ <b>CT1139WP4</b> MTR-CODE: CFHC, CLCB, CA, WP, ⇨11/2010 <b>CT1139WP6</b> MTR-CODE: CFHC, CLCB, CA, WP, 12/2010⇨	<b>6PK1050</b> <b>6PK1050D2</b> <b>6PK1070</b> <b>6PK842 ELAST</b> <b>6PK842 ELAST</b> <b>T1</b> <b>6PK948</b> <b>MS18</b> <b>AP9001</b>  <b>AP9001</b>  <b>VD1076</b> <b>VD1111</b>
2.0 TFSI	09/05-05/06	BWA1	136	1984	ALT, (AC) ALT, (-AC) ALT, (Bosch), FOR ALT: 140A, OE-NO 06F903023F ALT, (Valeo), FOR ALT: 140A, OE-NO 06F903023C <b>CT1088</b> CA, MTR-CODE: BWA	<b>6PK1054</b> <b>6PK900</b> <b>AP9001</b>  <b>AP9001</b>




**SEAT**
**SEAT**
**LEON (1P1)**


05/05-03/09	BWA	147		<b>CT1088K1</b>	CA MTR-CODE: BWA, ALT, (AC) MTR-CODE: BWA, ALT, (-AC) ALT, (Bosch), OE-NO 06F903023F, FOR ALT: 140A	<b>6PK1054</b> <b>6PK955</b> <b>AP9001</b>
				<b>CT1088</b> <b>CT1088K1</b>	MTR-CODE: BWA, CA, WP MTR-CODE: BWA, CA, WP	
11/06-	BWJ, CDLD	177		<b>CT1088</b>	MTR-CODE: BWJ, CDLD, ALT, (AC) MTR-CODE: BWJ, CDLD, ALT, (-AC) ALT, (Bosch), OE-NO 06F903023F, FOR ALT: 140A	<b>6PK1054</b> <b>6PK955</b> <b>AP9001</b>
				<b>CT1088</b>	MTR-CODE: BWJ, CDLD, CA, WP	
06/09-	CCZB	155		<b>CT1143</b>	ALT, (AC) ALT, (Bosch), FOR ALT: 140A, OE-NO 06B903016AB ALT, (Valeo), FOR ALT: 140A, OE-NO 06J903023C WP	<b>6PK1120</b> <b>AP9009</b> <b>AP9009</b>

**LEON (5F\_)**

1.2 TSI

01/13-	CJZB	63	1197	<b>CT1167</b>	ALT, (AC) ALT, (-AC) CA	<b>6PK1000</b> <b>6PK737</b>
	CJZA	77		<b>CT1167</b>	ALT, (AC) ALT, (-AC) CA	<b>6PK1000</b> <b>6PK737</b>

1.4 TSI

11/12-	CMBA	90	1395	<b>CT1167</b>	ALT, (AC) ALT, (-AC) CA	<b>6PK1000</b> <b>6PK737</b>
09/12-	CHPA, CPTA	103		<b>CT1167</b>	ALT, (AC) ALT, (-AC) CA	<b>6PK1000</b> <b>6PK737</b>

**MALAGA (023A)**

1.2

05/85-12/93	021A1000	44	1193	<b>CT557</b> <b>CT557K1</b>	ALT AC CA CA	<b>AVX10X750</b> <b>AVX13X975</b>
11/84-12/93		47		<b>CT557</b> <b>CT557K1</b>	ALT AC CA CA	<b>AVX10X750</b> <b>AVX13X975</b>

1.2 i

12/89-12/93	021C.1000	52	1193	<b>CT557</b> <b>CT557K1</b>	ALT AC CA CA	<b>AVX10X750</b> <b>AVX13X975</b>
-------------	-----------	----	------	--------------------------------	-----------------------	--------------------------------------

1.5

05/85-12/93	021A2000	63	1461	<b>CT557</b> <b>CT557K1</b>	ALT AC CA CA	<b>AVX10X750</b> <b>AVX13X975</b>
-------------	----------	----	------	--------------------------------	-----------------------	--------------------------------------

1.5 i

01/87-12/93	021B.2000	74	1461	<b>CT557</b> <b>CT557K1</b>	ALT AC CA CA	<b>AVX10X750</b> <b>AVX13X975</b>
-------------	-----------	----	------	--------------------------------	-----------------------	--------------------------------------

1.5 i KAT

10/86-12/93	021A2000, 021C.2000, 021D.2000	66	1461	<b>CT557</b> <b>CT557K1</b>	ALT AC CA CA	<b>AVX10X750</b> <b>AVX13X975</b>
-------------	--------------------------------------	----	------	--------------------------------	-----------------------	--------------------------------------

1.7 D

05/85-12/93	022A.5000	40	1714	<b>CT678</b> <b>CT678K1</b> <b>CT678K2</b>	ALT, ⇨08/1985 ALT, 09/1985⇨ CA CA CA	<b>AVX10X825</b> <b>AVX10X838</b>
05/90-12/93		42		<b>CT678</b> <b>CT678K1</b> <b>CT678K2</b>	ALT CA CA CA	<b>AVX10X838</b>

**MARBELLA (28)**

0.8

08/86-12/93	08NCA	25	843		ALT	<b>AVX10X813</b>
-------------	-------	----	-----	--	-----	------------------

0.9

07/97-10/98	08NCB	32	899		ALT	<b>AVX10X813</b>
01/87-12/93	09NCA, 100GL7000	29	903		ALT	<b>AVX10X813</b>

0.9 KAT

01/90-11/96	100GL7000, 09NCB	29	903		ALT	<b>AVX10X813</b>
-------------	---------------------	----	-----	--	-----	------------------

11/96-10/98	08NCB	30	899		ALT	<b>AVX10X800</b>
-------------	-------	----	-----	--	-----	------------------

**MARBELLA Kasten (028A)**

0.8

01/87-12/93	08NCA	25	843		ALT	<b>AVX10X813</b>
-------------	-------	----	-----	--	-----	------------------

0.9

01/87-12/93	09NCA	29	903		ALT	<b>AVX10X813</b>
-------------	-------	----	-----	--	-----	------------------

0.9 KAT

01/87-12/93	09NCB	29	903		ALT	<b>AVX10X813</b>
-------------	-------	----	-----	--	-----	------------------





<b>SEAT</b>							
<b>Mii (KF1_)</b>							
↔ 1.0	10/11-	CHYA	44	999		ALT, (AC), (START-STOP) ALT, (-AC), (-START-STOP) ALT, (-AC), (START-STOP)	6PK1000 6PK701 ELAST 6PK737
		CHYB	55			ALT, (AC), (START-STOP) ALT, (-AC), (-START-STOP) ALT, (-AC), (START-STOP)	6PK1000 6PK701 ELAST 6PK737
1.0 EcoFuel	11/12-	CPGA	50	999		ALT, (AC), (START-STOP) ALT, (-AC), (-START-STOP) ALT, (-AC), (START-STOP)	6PK1000 6PK701 ELAST 6PK737
<b>RONDA (022A)</b>							
1.2	10/84-12/86	021A1000	44	1193		ALT CA CA	AVX10X750
					CT557 CT557K1		
1.4	06/82-11/88	124B7000	54	1438		ALT CA	AVX10X800
					CT648		
1.5	09/84-12/86	021A2000	63	1461		ALT CA CA	AVX10X750
					CT557 CT557K1		
1.6	08/83-09/85	138AR6000, 022A000	68	1592		ALT, (AC) ALT AC CA CA	AVX10X1075 AVX10X875 AVX13X775
					CT649 CT649K1		
1.7 Diesel	06/82-12/86	022A.5000	40	1714		ALT, ⇨12/1985 ALT, 01/1986⇨ CA CA CA	AVX10X825 AVX10X838
					CT678 CT678K1 CT678K2		
			41			ALT, ⇨12/1985 ALT, 01/1986⇨ CA CA CA	AVX10X825 AVX10X838
					CT678 CT678K1 CT678K2		
<b>TERRA (24)</b>							
0.9	02/87-12/96	09NCA	29	903		ALT	AVX10X800
0.9 KAT	02/92-12/94	09NCB	29	903		ALT	AVX10X800
1.3 D	03/90-12/94	MN	33	1272		ALT CA	AVX10X675
					CT534 CT547		
1.4 D	10/90-12/95	1W	35	1398		ALT CA INJP	AVX10X700
					CT534 CT547		
<b>TERRA Kasten (024A)</b>							
0.9	01/87-12/95	09NCA	29	903		ALT	AVX10X800
0.9 KAT	01/90-12/95	09NCB	29	903		ALT	AVX10X800
1.3 D	03/90-02/92	MN	33	1272		ALT CA INJP	AVX10X675
					CT534 CT547		
1.4 D	10/90-02/92	1W	35	1398		ALT CA INJP	AVX10X700
					CT534 CT547		
<b>TOLEDO I (1L)</b>							
↔ 1.6 i	05/91-03/99	1F, EZ, ABN	54	1595		2.FAN ALT, (AC) PS ALT, (PS) ALT AC CA CA	2PJ800 AVX10X630 AVX10X730 AVX10X865 AVX10X950 AVX13X950
					CT637 CT637K1		
					05/91-12/93	1F	52
CT637 CT637K1							
	01/93-03/99		55			PS, (-AC), CH-NO 1L-ZD304851⇨ WP, PS, (AC), CH-NO 1L-ZD304851⇨ 2.FAN ALT, AC, CH-NO 1L-ZD304851⇨ ALT, WP, (-AC), CH-NO 1L-ZD304851⇨ ALT, (AC), ⇨CH-NO 1L-ZD304850 PS, ⇨CH-NO 1L-ZD304850 ALT, (PS), ⇨CH-NO 1L-ZD304850	11,5X685Ld 11,5X755Ld 2PJ800 6PK1153 6PK894 AVX10X630 AVX10X730 AVX10X865





**SEAT**

TOLEDO I (1L)



					ALT, ⇨CH-NO 1L-ZD304850 AC, ⇨CH-NO 1L-ZD304850 CA CA	AVX10X950 AVX13X950
	11/96-03/99	AFT	74		PS, (-AC) WP, PS, (AC) 2.FAN ALT, AC ALT, PS, WP, (-AC) CA CA	11,5X685Ld 11,5X755Ld 2PJ860 6PK1153 6PK894
1.8 16V	05/91-03/99	KR	98	1781	2.FAN ALT, (AC) PS ALT, (PS) ALT AC CA CA	2PJ800 AVX10X630 AVX10X730 AVX10X865 AVX10X950 AVX13X950
		PL	92		2.FAN ALT, (AC) PS ALT, (PS) ALT AC CA CA	2PJ800 AVX10X630 AVX10X730 AVX10X865 AVX10X950 AVX13X950
1.8 GT	05/91-11/92	KR	102	1781	ALT, (AC), PS ALT, (-AC) WP, AC CA CA	AVX10X630 AVX10X950 AVX13X950
1.8 i	05/91-12/96	RP	65	1781	ALT, (AC) PS ALT, (PS) ALT AC CA CA	AVX10X630 AVX10X730 AVX10X865 AVX10X950 AVX13X950
	11/93-12/96	ABS, ADZ, ACC	66		PS PS, (AC) 2.FAN ALT, AC ALT CA CA	11,5X685Ld 11,5X755Ld 2PJ800 6PK1153 6PK894
1.9 D	05/91-03/99	1Y	50	1896	PS, (-AC), CH-NO 1L-ZD304 851⇨ PS, (AC) PS, (-AC), ⇨CH-NO 1L-ZD304 850 ALT, (-AC), ⇨10/1993 2.FAN ALT, (-AC), FOR ALT: 120A ALT, (AC), CH-NO 1L-ZD304 851⇨ ALT, (-AC) ALT, (AC), ⇨CH-NO 1L-ZD 304 850 ALT, (-AC), ⇨CH-NO 1L-ZD304 850 AC, ⇨CH-NO 1L-ZD304 850 ONLY WITH VD1084 CA CA, ⇨MTR-NO 705 902 CA, MTR-NO 705 903⇨	11,5X730Ld 11,5X790Ld 11,9X650Ld 11,9X950Ld 2PJ800 6PK1045 6PK1145 6PK923 AVX10X700 AVX13X950 AVX13X950 MS13 VD1084
	12/95-03/99		47		PS, (-AC) PS, WP, (AC) 2.FAN, OE-NO 1H0 119 137 2.FAN, OE-NO 1H0 119 137 A ALT, (-AC), (TENS DAMPER) ALT, (AC) ALT, (-AC), (-TENS DAMPER) ONLY WITH VD1084 CA CA, ⇨MTR-NO 705 902 CA, MTR-NO 705 903⇨	11,5X730Ld 11,5X790Ld 2PJ800 2PJ860 6PK1045 6PK1145 6PK923 MS13 VD1084
1.9 TD	05/91-03/99	AAZ	55	1896	PS, (-AC), CH-NO 1L-ZD304 851⇨ PS, (AC) PS, (-AC), ⇨CH-NO 1L-ZD304 850 ALT, (-AC), ⇨10/1993	11,5X730Ld 11,5X790Ld 11,9X650Ld 11,9X950Ld





<b>SEAT</b>						
<b>TOLEDO I (1L)</b>						
					2.FAN ALT, (-AC), FOR ALT: 120A ALT, (AC), CH-NO 1L-ZD304 851⇒ ALT, (-AC) ALT, (AC), ⇒CH-NO 1L-ZD 304 850 ALT, (-AC), ⇒CH-NO 1L-ZD304 850 AC, ⇒CH-NO 1L-ZD304 850 ONLY WITH VD1084  <b>CT867</b> CA <b>CT867K1</b> CA, ⇒MTR-NO 705 902 <b>CT867K2</b> CA, MTR-NO 705 903⇒	2PJ860 6PK1045 6PK1145 6PK923 AVX10X700 AVX13X950 AVX13X950 MS13 VD1084
1.9 TDI	08/95-03/99	1Z, AHU	66	1896	PS, (-AC) PS, WP, (AC) 2.FAN, OE-NO 1H0 119 137 2.FAN, OE-NO 1H0 119 137 A ALT, (-AC), FOR ALT: 120A ALT, (AC) ALT, (-AC) ONLY WITH VD1084 ALT, MTR-CODE: AHU, ⇒CH-NO 1L-W-044486, (Bosch), OE-NO 028 903 028 J, FOR ALT: 90A ALT, MTR-CODE: AHU, CH-NO 1L-W-044487⇒, (Bosch), OE-NO 6K0 903 028, FOR ALT: 70A ALT, MTR-CODE: AHU, (Bosch), OE-NO 028 903 026 G, FOR ALT: 120A  <b>CT867</b> CA <b>CT867K3</b> CA, MTR-CODE: 1Z, ⇒MTR-NO 289 576 <b>CT867K3</b> CA, MTR-CODE: AHU, ⇒MTR-NO 136 385 <b>CT867K4</b> CA, MTR-CODE: 1Z, MTR-NO 289 577⇒ <b>CT867K4</b> CA, MTR-CODE: AHU, MTR-NO 136 386⇒	11,5X730Ld 11,5X790Ld 2PJ800 2PJ860 6PK1045 6PK1145 6PK923 MS13 AP9004  AP9004  AP9004  VD1084
	11/96-03/99	AFN	81		PS, (-AC) PS, WP, (AC) 2.FAN, OE-NO 1H0 119 137 2.FAN, OE-NO 1H0 119 137 A ALT, (-AC), FOR ALT: 120A ALT, (AC) ALT, (-AC) ONLY WITH VD1084 ALT, (Bosch), OE-NO 028 903 026 G, FOR ALT: 120A ALT, ⇒CH-NO 1L-W-044486, (Bosch), OE-NO 028 903 028 J, FOR ALT: 90A ALT, CH-NO 1L-W-044487⇒, (Bosch), OE-NO 6K0 903 028, FOR ALT: 70A  <b>CT867</b> CA <b>CT867K3</b> CA, ⇒MTR-NO 136 733 <b>CT867K4</b> CA, MTR-NO 136 734⇒	11,5X730Ld 11,5X790Ld 2PJ800 2PJ860 6PK1045 6PK1145 6PK923 MS13 AP9004  AP9004  AP9004  VD1084
2.0 i	05/91-03/99	2E, AGG	85	1984	2.FAN 2.FAN ALT, (AC) PS ALT, (PS) ALT AC CA CA	2PJ800 2PJ860 AVX10X625 AVX10X730 AVX10X865 AVX10X950 AVX13X950
2.0 i 16V	11/93-03/99	ABF	110	1984	PS PS, (AC) 2.FAN ALT, AC ALT CA CA	11,5X685Ld 11,5X755Ld 2PJ860 6PK1153 6PK976
<b>TOLEDO II (1M2)</b>						
1.4 16V	07/99-05/06	APE, AHW, AXP, AUA, BCA	55	1390	ALT, (-AC) ALT, (AC) CA <b>CT957(SET)</b> CA, MTR-CODE: APE, AXP, BCA <b>CT957K1</b> CA, MTR-CODE: AHW, MTR-NO 160 001⇒ <b>CT957K1</b> CA, MTR-CODE: AHW, MTR-NO 160 001⇒ <b>CT957K2</b> CA, MTR-CODE: AHW, ⇒MTR-NO 160 000 <b>CT957WP1</b> CA, MTR-CODE: APE, AXP, BCA	6PK1080 6PK1548

**SEAT**



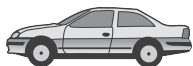


**SEAT**

**TOLEDO II (1M2)**

					<b>CT957WP1</b>	CA, MTR-CODE: AHW, MTR-NO 160 001⇒	
					<b>CT957WP4</b>	CA, ⇒MTR-NO 160 000, MTR-CODE: AHW	
1.6	04/99-09/00	AEH, AKL, APF	74	1595	<b>CT908</b> <b>CT908K1</b> <b>CT908WP1</b>	ALT, (AC) ALT, (-AC) CA CA CA	<b>6DPK1195</b> <b>6PK1120</b>
	08/05-05/06	BFQ	75		<b>CT908</b> <b>CT908K1</b>	ALT, (AC) ALT, (-AC) CA CA	<b>6DPK1195</b> <b>6PK1120</b>
1.6 16V	09/00-05/06	AUS, AZD, BCB	77	1598	<b>CT957(SET)</b> <b>CT957K1</b> <b>CT957WP2</b>	ALT, PS ALT, PS, AC CA CA CA	<b>6PK1080</b> <b>6PK1548</b>
1.8 20V	04/99-05/06	AGN, APG	92	1781	<b>CT909</b> <b>CT909K2</b> <b>CT909K3</b> <b>CT909K6</b> <b>CT909K7</b> <b>CT909WP1</b>	ALT, (AC) ALT, (-AC) ALT, (Bosch), FOR ALT: 120A, OE-NO 028 903 028 E, 038 903 024 F ALT, (Valeo), FOR ALT: 120A, OE-NO 038 903 023 S, 038 903 024 G ALT, (Hitachi), FOR ALT: 120A, OE-NO 028 903 029 G CA CA, CH-NO 1M-YB088 001⇒, 1M-YR016 501⇒ CA, CH-NO 1M-YB088 001⇒, 1M-YR016 501⇒ CA, ⇒CH-NO 1M-YB088 000, 1M-YR016 500 CA, ⇒CH-NO 1M-YB088 000, 1M-YR016 500 CA, CH-NO 1M-YB088 001⇒, 1M-YR016 501⇒	<b>6DPK1195</b> <b>6PK1120</b> <b>AP9001</b> <b>AP9001</b> <b>AP9001</b> <b>VD1107</b>
1.8 20VT	05/01-05/06	APP, AUQ	132	1781	<b>CT909</b> <b>CT909K2</b> <b>CT909K3</b> <b>CT909K6</b> <b>CT909K7</b> <b>CT909WP1</b>	ALT, PS, AC ALT, PS ALT, (Bosch), FOR ALT: 120A, OE-NO 028 903 028 E, 038 903 024 F, MTR-CODE: AUQ ALT, (Valeo), FOR ALT: 120A, OE-NO 038 903 023 S, 038 903 024 G, MTR-CODE: AUQ ALT, (Hitachi), FOR ALT: 120A, OE-NO 028 903 029 G, MTR-CODE: AUQ CA CA, CH-NO 1M-YB088 001⇒, 1M-YR016 501⇒ CA, CH-NO 1M-YB088 001⇒, 1M-YR016 501⇒ CA, ⇒CH-NO 1M-YB088 000, 1M-YR016 500 CA, ⇒CH-NO 1M-YB088 000, 1M-YR016 500 CA, CH-NO 1M-YB088 001⇒, 1M-YR016 501⇒	<b>6DPK1195</b> <b>6PK1120</b> <b>AP9001</b> <b>AP9001</b> <b>AP9001</b> <b>VD1107</b>
1.8 Allrad	05/01-04/04	ARY, AJQ	132	1781	<b>CT909</b> <b>CT909K2</b> <b>CT909K3</b> <b>CT909K6</b> <b>CT909K7</b>	ALT, (AC) ALT, (-AC) ALT, (Bosch), FOR ALT: 120A, OE-NO 028 903 028 E, 038 903 024 F, MTR-CODE: ARY ALT, (Valeo), FOR ALT: 120A, OE-NO 038 903 023 S, 038 903 024 G, MTR-CODE: ARY ALT, (Hitachi), FOR ALT: 120A, OE-NO 038 903 029 G, MTR-CODE: ARY CA CA, CH-NO 1M-YB088 001⇒, 1M-YR016 501⇒ CA, CH-NO 1M-YB088 001⇒, 1M-YR016 501⇒ CA, ⇒CH-NO 1M-YB088 000, 1M-YR016 500 CA, ⇒CH-NO 1M-YB088 000, 1M-YR016 500	<b>6DPK1195</b> <b>6PK1120</b> <b>AP9001</b> <b>AP9001</b> <b>AP9001</b>





## SEAT

TOLEDO II (1M2)

					<b>CT909WP1</b>	500 CA, CH-NO 1M-YB088 001⇒, 1M-YR016 501⇒		
	05/02-05/03	AMK	154			ALT, (AC) ALT, (-AC) ALT, (Bosch), FOR ALT: 120A, OE-NO 028 903 028 E, 038 903 024 F, MTR-CODE: AMK ALT, (Valeo), FOR ALT: 120A, OE-NO 038 903 023 S, 038 903 024 G, MTR-CODE: AMK ALT, (Hitachi), FOR ALT: 120A, OE-NO 038 903 029 G, MTR-CODE: AMK	<b>6DPK1195</b> <b>6PK1120</b> <b>AP9001</b>  <b>AP9001</b>  <b>AP9001</b>	
	05/03-10/05	BAM	165		<b>CT909</b> <b>CT909K2</b> <b>CT909K3</b> <b>CT909WP1</b>	CA CA CA CA	ALT, (AC) ALT, (-AC) ALT, (Bosch), FOR ALT: 120A, OE-NO 028 903 028 E, 038 903 024 F, MTR-CODE: BAM ALT, (Valeo), FOR ALT: 120A, OE-NO 038 903 023 S, 038 903 024 G, MTR-CODE: BAM ALT, (Hitachi), FOR ALT: 120A, OE-NO 038 903 029 G, MTR-CODE: BAM	<b>6DPK1195</b> <b>6PK1120</b> <b>AP9001</b>  <b>AP9001</b>  <b>AP9001</b>
1.9 SDI	11/99-06/04	AQM	50	1896	<b>CT1044</b> <b>CT1044K1</b> <b>CT946</b>	ALT, PS, AC ALT, PS ONLY WITH VD1089 ONLY WITH VD1076 ALT, (Bosch), FOR ALT: 120A, OE-NO 028 903 028 E, 038 903 024 F, MTR-CODE: AQM ALT, (Valeo), FOR ALT: 120A, OE-NO 038 903 023 S, 038 903 024 G, MTR-CODE: AQM ALT, (Hitachi), FOR ALT: 120A, OE-NO 038 903 029 G, MTR-CODE: AQM CH-NO 1M-3R099 131⇒ ⇒CH-NO 1M-3R099 130 CA, MTR-CODE: AQM, MTR-NO 045001⇒ CA, MTR-CODE: AQM, MTR-NO 045001⇒ CA, MTR-CODE: AQM, ⇒MTR-NO 045000	<b>6PK1660</b> <b>6PK906</b> <b>MS17</b> <b>MS37</b> <b>AP9001</b>  <b>AP9001</b>  <b>AP9001</b>  <b>VD1076</b> <b>VD1089</b>	
1.9 TDI	04/99-05/06	ALH, AGR	66	1896	<b>CT1044</b> <b>CT1044</b> <b>CT1044K1</b> <b>CT1044WP1</b> <b>CT1044WP1</b> <b>CT946</b> <b>CT946</b>	ALT, PS, (AC) ALT, PS, (AC), CH-NO 1M-3R099 131⇒ ALT, PS, (-AC) ONLY WITH VD1089 ONLY WITH VD1076 ALT, (Bosch), FOR ALT: 90A, OE-NO 038 903 023 L, 038 903 024 D, FOR ALT: 120A, OE-NO 028 903 028 E, 038 903 024 F ALT, (Valeo), FOR ALT: 90A, OE-NO 038 903 023 R, 038 903 024 E, FOR ALT: 120A, OE-NO 038 903 023 S, 038 903 024 G ALT, (Hitachi), FOR ALT: 120A, OE-NO 028 903 029 G CH-NO 1M-3R099 131⇒ ⇒CH-NO 1M-3R099 130 CA, WP, MTR-CODE: AGR, MTR-NO 565001⇒ CA, WP, MTR-CODE: ALH, MTR-NO 500001⇒ CA, WP, MTR-CODE: ALH, MTR-NO 500 001⇒, CA, WP, MTR-CODE: AGR, MTR-NO 565 001⇒ CA, WP, MTR-CODE: AGR, MTR-NO 565 001⇒ CA, WP, MTR-CODE: ALH, MTR-NO 500 001⇒ CA, WP, MTR-CODE: AGR, ⇒MTR-NO 565000 CA, WP, MTR-CODE: ALH, ⇒MTR-NO 500000	<b>6PK1660</b> <b>6PK1660D1</b> <b>6PK906</b> <b>MS17</b> <b>MS37</b> <b>AP9001</b>  <b>AP9001</b>  <b>AP9001</b>  <b>AP9001</b>  <b>VD1076</b> <b>VD1089</b>	

SEAT



SEAT

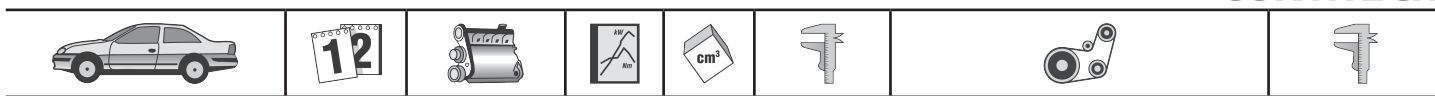
**SEAT**

TOLEDO II (1M2)



		AHF, ASV	81		ALT, PS, (AC) ALT, PS, (AC), CH-NO 1M-3R099 131⇒ ALT, PS, (-AC) ONLY WITH VD1089 ONLY WITH VD1076 ALT, (Bosch), FOR ALT: 90A, OE-NO 038 903 024 D, 038 903 023 L, FOR ALT: 120A, OE-NO 028 903 023 S, 038 903 024 F ALT, (Valeo), FOR ALT: 90A, OE-NO 038 903 023 R, 038 903 024 E, FOR ALT: 120A, OE-NO 038 903 024 G, 038 903 023 S ALT, (Hitachi), FOR ALT: 120A, OE-NO 028 903 029 G CH-NO 1M-3R099 131⇒ ⇒CH-NO 1M-3R099 130 CA, WP, MTR-CODE: ASV CA, WP, MTR-CODE: AHF, MTR-NO 595001⇒ CA, WP, MTR-CODE: ASV CA, WP, MTR-CODE: AHF, MTR-NO 595 001⇒ CA, WP, MTR-CODE: ASV CA, WP, MTR-CODE: AHF, MTR-NO 595 001⇒ CA, WP, MTR-CODE: AHF, ⇒MTR-NO 595000	6PK1660 6PK1660D1 6PK906 MS17 MS37 AP9001 AP9001 AP9001 AP9001 VD1076 VD1089
10/00-05/06		ARL	110		ALT, PS, AC ALT, PS ALT, (Bosch), FOR ALT: 70A, OE-NO 038 903 023 K, FOR ALT: 90A, OE-NO 038 903 023 L, FOR ALT: 120A, OE-NO 028 903 028 E ALT, (Valeo), FOR ALT: 90A, OE-NO 038 903 023 R, FOR ALT: 120A, OE-NO 038 903 023 S ALT, (Hitachi), FOR ALT: 120A, OE-NO 028 903 029 G CA CA, MTR-CODE: ARL, ⇒CH-NO 1M-2R120000 CA, MTR-CODE: ARL, CH-NO 1M-2R120001⇒ CA, MTR-CODE: ARL, ⇒CH-NO 1M-2R120000 CA, MTR-CODE: ARL, CH-NO 1M-2R120001⇒	6DPK1195 6PK1120 AP9001 AP9001 AP9001 VD1091
05/03-05/06		ASZ	96		ALT, PS, (AC) ALT, PS, (AC), MTR-NO ASZ 435 001⇒ ALT, PS, (-AC) ONLY WITH VD1089 ONLY WITH VD1076 ALT, (Bosch), FOR ALT: 120A, OE-NO 028 903 028 E, 038 903 024 F ALT, (Valeo), FOR ALT: 120A, OE-NO 038 903 023 S, 038 903 024 G ALT, (Hitachi), FOR ALT: 120A, OE-NO 038 903 029 G MTR-CODE: ASZ, MTR-NO 435 001⇒ MTR-CODE: ASZ, ⇒MTR-NO 435 000 CA, WP CA, WP CA, WP	6DPK1195 6DPK1195D2 6PK1120 MS17 MS37 AP9001 AP9001 AP9001 VD1076 VD1091
1.9 TDi	08/05-05/06	AXR	74	1896	ALT, (AC) ALT, (AC) ALT, (-AC) ALT, (Bosch), FOR ALT: 70A, OE-NO 038 903 023 K, FOR ALT: 90A, OE-NO 038 903 023 L ALT, (Valeo), FOR ALT: 70A, OE-NO 038 903 023 Q, FOR ALT: 90A, OE-NO 038 903 023 R CA, MTR-CODE: AXR CA, MTR-CODE: AXR CA	6DPK1195 6DPK1195D1 6PK1120 AP9001 AP9001
2.3 V5	04/99-05/01	AGZ	110	2324	ALT, WP, PS, AC ALT, WP, PS ALT, (Bosch), FOR ALT: 70A, OE-NO 038	6DPK1352 6PK1293 AP9001





<b>SEAT</b>						
<b>TOLEDO II (1M2)</b>						
						903 023 K, FOR ALT: 90A, OE-NO 038 903 023 L, FOR ALT: 120A, OE-NO 028 903 028 E ALT, (Valeo), FOR ALT: 90A, OE-NO 038 903 023 R, FOR ALT: 120A, OE-NO 038 903 023 S ALT, (Hitachi), FOR ALT: 120A, OE-NO 028 903 029 G <b>AP9001</b> <b>AP9001</b>
2.3 V5 20V	05/01-05/06	AQN	125	2324		ALT, (AC) ALT, (-AC) ALT, (Bosch), FOR ALT: 90A, OE-NO 038 903 024 D, 038 903 023 L, FOR ALT: 120A, OE-NO 028 903 023 S, 038 903 024 F ALT, (Valeo), FOR ALT: 90A, OE-NO 038 903 023 R, 038 903 024 E, FOR ALT: 120A, OE-NO 038 903 024 G, 038 903 023 S ALT, (Hitachi), FOR ALT: 120A, OE-NO 028 903 029 G <b>6DPK1320</b> <b>6PK1264</b> <b>AP9001</b> <b>AP9001</b> <b>AP9001</b>
2.8	10/00-07/01	AUE	150	2792		ALT, (AC) ALT, (-AC) <b>6DPK1320</b> <b>6PK1264</b>
2.8 4x4	05/02-04/04	BDE	150	2792		ALT, (AC) ALT, (-AC) ALT, (Bosch), FOR ALT: 120A, OE-NO 028 903 028 E, 038 903 024 F ALT, (Valeo), FOR ALT: 120A, OE-NO 038 903 023 S, 038 903 024 G ALT, (Hitachi), FOR ALT: 120A, OE-NO 038 903 029 G <b>6DPK1320</b> <b>6PK1264</b> <b>AP9001</b> <b>AP9001</b> <b>AP9001</b>
<b>TOLEDO III (5P2)</b>						
1.6	10/04-05/09	BGU, BSE, BSF, CCSA	75	1595		ALT, (AC) ALT, (-AC) MTR-CODE: BSE, BSF, CCSA, ALT, (Bosch), FOR ALT: 140A, OE-NO 06F903023A, 06F903023F MTR-CODE: BSE, BSF, CCSA, ALT, (Valeo), FOR ALT: 140A, OE-NO 06F903023C CA CA CA <b>CT908</b> <b>CT908K1</b> <b>CT908WP1</b> <b>AP9001</b> <b>AP9001</b>
1.8 TFSI	01/07-05/09	BYT, BZB, CDA	118	1798		ALT ALT, (Valeo), OE-NO 06J903023C, FOR ALT: 140A ALT, (Bosch), FOR ALT: 140A, OE-NO 06B903016AB ALT, (Valeo), FOR ALT: 140A, OE-NO 06D903016A MTR-CODE: BYT, BZB WP <b>CT1143</b> <b>6PK1120</b> <b>AP9001</b> <b>AP9009</b> <b>AP9009</b> <b>AP9009</b>
1.9 TDI	10/04-05/09	BKC, BJB, BLS, BXE	77	1896		ALT, (AC) ALT, (AC) ALT, (-AC) ONLY WITH VD1076 MTR-CODE: BLS, BXE, ALT, (Bosch), OE-NO 06F903023F, FOR ALT: 140A CA, WP CA, WP CA, WP, MTR-CODE: BXE <b>CT1028</b> <b>CT1028K3</b> <b>CT1028WP3</b> <b>6PK1050</b> <b>6PK1050D2</b> <b>6PK948</b> <b>MS18</b> <b>AP9001</b> <b>VD1076</b>
2.0 FSI	10/04-05/09	BLR, BLY, BVY, BVZ	110	1984		ALT, (AC) ALT, (-AC) MTR-CODE: BVY, BVZ, ALT, (Bosch), OE-NO 06F903023F, FOR ALT: 140A CA, MTR-CODE: BLR, BLY CA <b>CT1088</b> <b>CT1088K1</b> <b>6PK1045</b> <b>6PK900</b> <b>AP9001</b> <b>VD1107</b>
2.0 TDI	01/06-05/09	BMN, CEGA	125	1968		MTR-CODE: BMN, ALT, (AC) MTR-CODE: BMN, ALT, (AC) MTR-CODE: CEGA, ALT, (AC) MTR-CODE: CEGA, ALT, (-AC) MTR-CODE: CEGA, ALT, (-AC) MTR-CODE: BMN, ALT, (-AC) ONLY WITH VD1076 ALT, (Bosch), FOR ALT: 140A, OE-NO 06F903023F, MTR-CODE: BMN MTR-CODE: BMN, CA, WP MTR-CODE: BMN, CA, WP <b>CT1051</b> <b>CT1051K2</b> <b>6PK1050</b> <b>6PK1050D2</b> <b>6PK1070</b> <b>6PK842 ELAST</b> <b>6PK842 ELAST</b> <b>T1</b> <b>6PK948</b> <b>MS18</b> <b>AP9001</b> <b>VD1076</b>

**SEAT**



SKODA

**SEAT**

**TOLEDO III (5P2)**

					<b>CT1051WP2</b> MTR-CODE: BMN, CA, WP <b>CT1134</b> MTR-CODE: CEGA, CA, WP <b>CT1134K1</b> MTR-CODE: CEGA, CA, WP <b>CT1134WP1</b> MTR-CODE: CEGA, CA, WP	
	11/05-05/09	BMM	103		ALT, (AC) ALT, (AC) ALT, (-AC) ONLY WITH VD1076 ALT, (Bosch), OE-NO 06F903023F, FOR ALT: 140A	<b>6PK1050</b> <b>6PK1050D2</b> <b>6PK948</b> <b>MS18</b> <b>AP9001</b>  <b>VD1076</b>
					<b>CT1028</b> CA <b>CT1028K3</b> CA <b>CT1028WP4</b> CA	
	09/04-05/09	AZV	100		MTR-CODE: AZV, BKD, ALT, (AC) MTR-CODE: AZV, BKD, ALT, (AC) MTR-CODE: AZV, BKD, ALT, (-AC) ONLY WITH VD1076 ALT, (Bosch), FOR ALT: 110A, OE-NO 06F903023D, FOR ALT: 140A, OE-NO 06F903023A ALT, (Valeo), FOR ALT: 110A, OE-NO 06F903023E, FOR ALT: 140A, OE-NO 06F903023C	<b>6PK1050</b> <b>6PK1050D2</b> <b>6PK948</b> <b>MS18</b> <b>AP9001</b>  <b>AP9001</b>  <b>VD1076</b>
					<b>CT1051</b> MTR-CODE: AZV, BKD, CA, WP <b>CT1051K1</b> CA, WP, MTR-CODE: AZV, BKD, ⇨CH-NO 5P-7-032 500 <b>CT1051K2</b> CA, WP, MTR-CODE: AZV, BKD, CH-NO 5P-7-032 501⇨ <b>CT1051WP1</b> CA, WP, MTR-CODE: AZV, BKD, ⇨CH-NO 5P-7-032 500 <b>CT1051WP2</b> CA, WP, MTR-CODE: AZV, BKD, CH-NO 5P-7-032 501⇨	
2.0 TDI 16V	04/04-05/09	BKD	103	1968	MTR-CODE: AZV, BKD, ALT, (AC) MTR-CODE: AZV, BKD, ALT, (AC) MTR-CODE: AZV, BKD, ALT, (-AC) ONLY WITH VD1076 ALT, (Bosch), OE-NO 06F903023F, FOR ALT: 140A	<b>6PK1050</b> <b>6PK1050D2</b> <b>6PK948</b> <b>MS18</b> <b>AP9001</b>  <b>VD1076</b>
					<b>CT1051</b> MTR-CODE: AZV, BKD, CA, WP <b>CT1051K1</b> CA, WP, MTR-CODE: AZV, BKD, ⇨CH-NO 5P-7-032 500 <b>CT1051K2</b> CA, WP, MTR-CODE: AZV, BKD, CH-NO 5P-7-032 501⇨ <b>CT1051WP1</b> CA, WP, MTR-CODE: AZV, BKD, ⇨CH-NO 5P-7-032 500 <b>CT1051WP2</b> CA, WP, MTR-CODE: AZV, BKD, CH-NO 5P-7-032 501⇨	
2.0 TFSI	11/05-05/09	BWA	147	1984	MTR-CODE: BWA, ALT, (AC) MTR-CODE: BWA, ALT, (-AC) ALT, (Bosch), OE-NO 06F903023F, FOR ALT: 140A	<b>6PK1054</b> <b>6PK955</b> <b>AP9001</b>
					<b>CT1088</b> MTR-CODE: BWA, CA, WP <b>CT1088K1</b> MTR-CODE: BWA, CA, WP	
<b>TOLEDO IV (KG3)</b>						
1.2	07/12-	CGPC	55	1198	ALT, (-AC) ALT, (AC)	<b>6PK1453</b> <b>6PK1873</b>
1.2 TSI	07/12-	CBZA	63	1197	ALT, (-AC) ALT, (AC)	<b>6PK1432</b> <b>6PK1693</b>
		CBZB	77		ALT, (-AC) ALT, (AC)	<b>6PK1432</b> <b>6PK1693</b>
1.4 TSI	07/12-	CAXA	90	1390	ALT, (-AC) ALT, (AC)	<b>6PK1090</b> <b>6PK1733</b>
1.6 TDI	07/12-	CAYC, CLNA	77	1598	ALT, (AC) ALT, (-AC) ALT, (-AC)	<b>6PK1070</b> <b>6PK842 ELAST</b> <b>6PK842 ELAST</b> <b>T1</b> <b>VD1111</b>
					<b>CT1139</b> CA <b>CT1139K2</b> CA <b>CT1139WP6</b> CA, WP	

**SKODA**

100	1.0	01/70-12/77	OHV	31	981	ALT	AVX10X1000
-----	-----	-------------	-----	----	-----	-----	------------





<b>SKODA</b>							
100						FAN DYN	AVX10X1050 AVX10X925
			29	988		ALT FAN DYN	AVX10X1000 AVX10X1050 AVX10X925
1000	MB	09/64-01/70		27	998	FAN DYN, WP	AVX10X1050 AVX10X925
		03/66-01/70		32		FAN DYN, WP	AVX10X1050 AVX10X925
	MBX de Luxe	01/69-01/70		34	998	FAN DYN, WP	AVX10X1050 AVX10X925
105,120 (742)	1.0 105 S,L	08/76-12/90	742,10	34	1046	ALT FAN	AVX10X1000 AVX10X1050
	1.0 105 S,L,GL	08/76-08/83	742,10	33	1038	ALT FAN	AVX10X1000 AVX10X1050
	1.2 120 L	08/76-12/90		38	1174	ALT FAN	AVX10X1000 AVX10X1050
	1.2 120 LS	08/76-12/90	742.12X	43	1174	ALT FAN	AVX10X1000 AVX10X1050
105,120 (744)	1.0 105 S,L	02/88-12/90	742,10	32	1038	ALT FAN	AVX10X1000 AVX10X1050
	1.0 105 S,L,LS	10/83-12/90	742,10	33	1038	ALT FAN	AVX10X1000 AVX10X1050
	1.2 120 GLS	02/83-12/90	742.12X	43	1174	ALT FAN	AVX10X1000 AVX10X1050
	1.2 120 L	10/83-12/90	742,12	38	1164	ALT FAN	AVX10X1000 AVX10X1050
		08/87-12/90		35		ALT FAN	AVX10X1000 AVX10X1050
110	1.1 L	12/69-03/82		33	1099	ALT FAN	AVX10X1000 AVX10X1050
				35		ALT FAN	AVX10X1000 AVX10X1050
	1.1 LS	07/70-03/82	OHV	38	1099	ALT FAN	AVX10X1000 AVX10X1050
110 Coupe	1.1 R	07/70-03/82	OHV	38	1099	ALT FAN	AVX10X1000 AVX10X1050
1100	MB	01/69-01/70		34	1107	FAN DYN, WP	AVX10X1050 AVX10X925
130	G, GL (S136)	05/88-10/91		46	1280	ALT	AVX10X1000
	GL	08/87-10/91		39	1280	ALT	AVX10X1000
	GL (S135)	05/88-10/91	135/8	43	1280	ALT	AVX10X1000
	L, GL	02/85-10/91	742,13	45	1280	ALT	AVX10X1000
CITIGO	1.0	10/11-	CHYA	44	999	ALT, (AC), (START-STOP) ALT, (-AC), (-START-STOP) ALT, (-AC), (START-STOP)	6PK1000 6PK701 ELAST 6PK737
			CHYB	55		ALT, (AC), (START-STOP) ALT, (-AC), (-START-STOP) ALT, (-AC), (START-STOP)	6PK1000 6PK701 ELAST 6PK737
FABIA	1.2	12/06-	BBM, CHFA	44	1198	ALT, (-AC) ALT, (AC), CH-NO 5J-7-000 001⇨, MTR-CODE: BBM, BZG	6PK1453 6PK1873
		01/07-	BZG, CEVA, CGPA, CHTA	51		ALT, (-AC) ALT, (AC), CH-NO 5J-7-000 001⇨, MTR-CODE: BBM, BZG	6PK1453 6PK1873
	1.2 12V	11/11-	CGPB	44	1198	ALT, (-AC) ALT, (AC)	6PK1460 6PK1873
	1.2 TDI	05/10-	CFWA	55	1199	ALT, (AC) ALT, (-AC) ALT, (-AC)	6PK1070 6PK842 ELAST 6PK842 ELAST T1 AP9001
						ALT, (Bosch), FOR ALT: 110A, OE-NO 03P903023E, FOR ALT: 140A, OE-NO 03P903023C, 03P903023A ALT, (Valeo), FOR ALT: 110A, OE-NO 03P903023F, FOR ALT: 140A, OE-NO 03P903023D MTR-CODE: CAYA, CAYB, CAYC CA	AP9001 VD1111

**CT1139**




SKODA

**SKODA**

FABIA

					<b>CT1139K1</b> CA, ⇒11/2010 <b>CT1139K2</b> CA, 12/2010⇒ <b>CT1139WP4</b> MTR-CODE: CFWA, CA, WP, ⇒11/2010 <b>CT1139WP6</b> MTR-CODE: CFWA, CA, WP, 12/2010⇒	
1.2 TSI	03/10-	CBZB	77	1197	ALT, (Bosch), FOR ALT: 140A, OE-NO 03F 903 023 D ALT, (Valeo), FOR ALT: 110A, OE-NO 03F 903 023 E	<b>AP9012</b>  <b>AP9012</b>
		CBZA	63		ALT, (Bosch), FOR ALT: 140A, OE-NO 03F 903 023 D ALT, (Valeo), FOR ALT: 110A, OE-NO 03F 903 023 E	<b>AP9012</b>  <b>AP9012</b>
1.4	01/07-	BXW, CGGB	63	1390	<b>CT957(SET)</b> ALT, (AC) <b>CT957K3</b> ALT, (-AC) <b>CT957WP3</b> CA, WP CA, WP CA, WP	<b>6PK1080</b> <b>6PK737</b>
1.4 TDI	02/07-	BNM	51	1422	<b>CT1028</b> ALT, (-AC) <b>CT1028K3</b> ALT, (AC) <b>CT1028WP3</b> ALT, (Bosch), FOR ALT: 70A, OE-NO 045 903 023 C, FOR ALT: 90A, OE-NO 045 903 023 H, FOR ALT: 120A, OE-NO 045 903 023 A ALT, (Bosch), FOR ALT: 70A, OE-NO 045903023C, FOR ALT: 90A, OE-NO 045903023D, FOR ALT: 110A, OE-NO 045903023H CA, WP CA, WP CA, WP	<b>6PK820</b> <b>6PK995</b> <b>AP9001</b>   <b>AP9022</b>
	01/07-	BNV, BMS	59		<b>CT1028</b> ALT, (AC), MTR-CODE: BMS <b>CT1028K3</b> ALT, (-AC), MTR-CODE: BNV, BMS <b>CT1028WP3</b> ALT, (AC), MTR-CODE: BNV ⇒CH-NO 6Y-7-000 001, MTR-CODE: BNV, ALT, (Bosch), FOR ALT: 90A, OE-NO 045 903 023, FOR ALT: 120A, OE-NO 045 903 023 A CH-NO 5J-7-000 001⇒, FOR ALT: 70A, OE-NO 045 903 023 C, FOR ALT: 90A, OE-NO 045 903 023 H, FOR ALT: 120A, OE-NO 045 903 023 A ALT, (Bosch), FOR ALT: 70A, OE-NO 045903023C, FOR ALT: 90A, OE-NO 045903023D, FOR ALT: 110A, OE-NO 045903023H CA, WP CA, WP CA, WP	<b>6PK1180</b> <b>6PK820</b> <b>6PK995</b> <b>AP9001</b>   <b>AP9001</b>  <b>AP9022</b>
1.4 TSI	05/10-	CAVE, CTHE	132	1390	<b>CT1028</b> AIRC <b>CT1028K3</b> ALT, (-AC) <b>CT1028WP3</b> ALT, (AC) ALT, (Bosch), FOR ALT: 140A, OE-NO 03C903023A ALT, (Valeo), FOR ALT: 110A, OE-NO 03C903023G, FOR ALT: 140A, OE-NO 03C903025D	<b>5PK491</b> <b>6PK1600</b> <b>6PK1698</b> <b>AP9012</b>  <b>AP9012</b>
1.6	04/07-	BTS, CFNA	77	1598	<b>CT1139</b> ALT, (-AC) <b>CT1139K1</b> ALT, (AC)	<b>6PK1090</b> <b>6PK1733</b>
1.6 TDI	03/10-	CAYB	66	1598	<b>CT1139</b> MTR-CODE: CAYA, CAYB, CAYC, CA <b>CT1139K1</b> MTR-CODE: CAYA, CAYB, CAYC, CA, ⇒11/2010 <b>CT1139K2</b> MTR-CODE: CAYA, CAYB, CAYC, CA, 12/2010⇒ <b>CT1139WP4</b> MTR-CODE: CAYA, CAYB, CAYC, CA, WP, ⇒11/2010	<b>6PK1070</b>  <b>6PK842 ELAST</b>  <b>6PK842 ELAST T1</b> <b>AP9001</b>  <b>AP9001</b>  <b>VD1111</b>





## SKODA

SKODA						
<b>FABIA</b>						
					<b>CT1139WP6</b>	MTR-CODE: CAYA, CAYB, CAYC, CA, WP, 12/2010⇒
		CAYC	77			MTR-CODE: CAYA, CAYB, CAYC, ALT, (AC) <b>6PK1070</b>
						MTR-CODE: CAYA, CAYB, CAYC, ALT, (-AC) <b>6PK842 ELAST</b>
						MTR-CODE: CAYA, CAYB, CAYC, ALT, (-AC) <b>6PK842 ELAST T1</b>
						ALT, (Bosch), FOR ALT: 110A, OE-NO 06F903023D, FOR ALT: 140A, OE-NO 06F903023F, 03L903023 <b>AP9001</b>
						ALT, (Valeo), FOR ALT: 140A, OE-NO 03L903023F, 03L903023A <b>AP9001</b>
						MTR-CODE: CAYA, CAYB, CAYC <b>VD1111</b>
					<b>CT1139</b>	MTR-CODE: CAYA, CAYB, CAYC, CA
					<b>CT1139K1</b>	MTR-CODE: CAYA, CAYB, CAYC, CA, ⇒11/2010
					<b>CT1139K2</b>	MTR-CODE: CAYA, CAYB, CAYC, CA, 12/2010⇒
					<b>CT1139WP4</b>	MTR-CODE: CAYA, CAYB, CAYC, CA, WP, ⇒11/2010
					<b>CT1139WP6</b>	MTR-CODE: CAYA, CAYB, CAYC, CA, WP, 12/2010⇒
	04/10-	CAYA	55			MTR-CODE: CAYA, CAYB, CAYC, ALT, (AC) <b>6PK1070</b>
						MTR-CODE: CAYA, CAYB, CAYC, ALT, (-AC) <b>6PK842 ELAST</b>
						MTR-CODE: CAYA, CAYB, CAYC, ALT, (-AC) <b>6PK842 ELAST T1</b>
						ALT, (Bosch), FOR ALT: 110A, OE-NO 06F903023D, FOR ALT: 140A, OE-NO 06F903023F, 03L903023 <b>AP9001</b>
						ALT, (Valeo), FOR ALT: 140A, OE-NO 03L903023F, 03L903023A <b>AP9001</b>
						MTR-CODE: CAYA, CAYB, CAYC <b>VD1111</b>
					<b>CT1139</b>	MTR-CODE: CAYA, CAYB, CAYC, CA
					<b>CT1139K1</b>	MTR-CODE: CAYA, CAYB, CAYC, CA, ⇒11/2010
					<b>CT1139K2</b>	MTR-CODE: CAYA, CAYB, CAYC, CA, 12/2010⇒
					<b>CT1139WP4</b>	MTR-CODE: CAYA, CAYB, CAYC, CA, WP, ⇒11/2010
					<b>CT1139WP6</b>	MTR-CODE: CAYA, CAYB, CAYC, CA, WP, 12/2010⇒
1.9 TDI	04/07-	BLS, BSW	77	1896		ALT, (AC), MTR-CODE: BLS <b>6PK1180</b>
						ALT, (AC) <b>6PK1180D1</b>
						ALT, (-AC), MTR-CODE: AXR, BSW <b>6PK780</b>
						ONLY WITH VD1076 <b>MS37</b>
						ALT, (Bosch), FOR ALT: 70A, (-AC), OE-NO 038 903 023 K, FOR ALT: 90A, OE-NO 038 903 023 L, FOR ALT: 120A, OE-NO 028 903 028 E <b>AP9001</b>
						ALT, (Bosch), FOR ALT: 110A, OE-NO 045 903 023 H, MTR-CODE: BLS <b>AP9001</b>
						ALT, (Valeo), FOR ALT: 70A, (-AC), OE-NO 038 903 023 Q, FOR ALT: 90A, OE-NO 038 903 023 R <b>AP9001</b>
						<b>VD1076</b>
					<b>CT1028</b>	CA, WP
					<b>CT1028K3</b>	CA, WP
<b>FABIA (6Y2)</b>						
1.0	12/99-08/02	ARV, AQV	37	996		ALT, (-AC) <b>5PK1219</b>
						ALT, (AC) <b>6PK1750</b>
1.2	08/02-03/08	AWY, BMD	40	1198		ALT <b>6PK1453</b>
						ALT, PS, CH-NO 6Y-4-893 312⇒ <b>6PK1873</b>
						ALT, PS, ⇒CH-NO 6Y-3-893311 <b>6PK1880</b>
						ALT, MTR-CODE: AWY, ⇒CH-NO 6Y-3-725552, (Valeo), FOR ALT: 70A, OE-NO 03D903025D, FOR ALT: 90A, OE-NO 03D903025E <b>AP9006</b>
	01/03-03/08	AZQ, BME	47			ALT, (-AC) <b>6PK1453</b>
						ALT, (AC), CH-NO 6Y-3-805553⇒ <b>6PK1873</b>
						ALT, (AC), ⇒CH-NO 6Y-3-805552 <b>6PK1880</b>
						ALT, MTR-CODE: AWY, ⇒CH-NO 6Y-3-725552, (Valeo), FOR ALT: 70A, OE-NO 03D903025D, FOR ALT: 90A, OE-NO 03D903025E <b>AP9006</b>
1.4	08/99-05/03	ATZ, AME, AQW	50	1397		ALT, (-AC) <b>5PK1219</b>

**SKODA**





**SKODA**

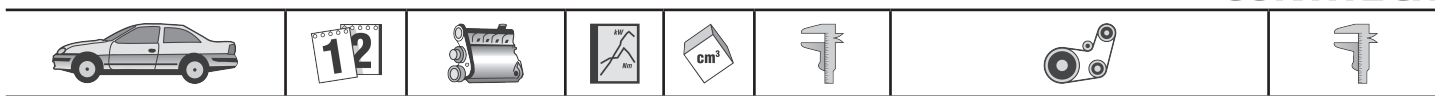
**SKODA**

FABIA (6Y2)



	08/00-08/02	AZE, AZF	44		ALT, (AC) ALT, (-AC) ALT, (AC)	6PK1750 5PK1219 6PK1750
	02/06-10/06	BUD	59	1390	ALT, (AC) ALT, (-AC) CA, MTR-CODE: BUD CA, MTR-CODE: BUD, ⇒CH-NO 6Y-5B050 001, 6Y-54421 759 CA, MTR-CODE: BUD, CH-NO 6Y-5B050 002⇒, 6Y-54421 760⇒ CA, MTR-CODE: BUD, ⇒CH-NO 6Y-5B050 001, 6Y-54421 759 MTR-CODE: BUD, CA, CH-NO 6Y-5B050 002⇒, 6Y-54421 760⇒	6PK1080 6PK737 6PK1080 6PK737
1.4 16V	12/99-03/08	AUB, BBZ	74	1390	ALT, (AC), MTR-CODE: AUB, CH-NO 6Y-2-389 396⇒ MTR-CODE: BBZ, ALT, (AC) ALT, (AC), MTR-CODE: AUB, ⇒CH-NO 6Y-2-389 395 ALT, (-AC), MTR-CODE: AUB, CH-NO 6Y-2-389 396⇒ MTR-CODE: BBZ, ALT, (-AC) ALT, (-AC), MTR-CODE: AUB, ⇒CH-NO 6Y-2-389 395 CA CA, ⇒CH-NO 6Y-5B050 001, 6Y-54421 759 CA, CH-NO 6Y-5B050 002⇒, 6Y-54421 760⇒ CA, ⇒CH-NO 6Y-5B050 001, 6Y-54421 759 CA, CH-NO 6Y-5B050 002⇒, 6Y-54421 760⇒	6PK1080 6PK1080 6PK1084 6PK737 6PK737 6PK745 6PK1080 6PK1080 6PK1080 6PK737 6PK737 6PK745
		AUA, BBY, BKY	55		ALT, (AC), MTR-CODE: AUA, (MANL), CH-NO 6Y-2-389 396⇒ MTR-CODE: AUA, ALT, (AC), (AUTOM) MTR-CODE: BBY, BKY, ALT, (AC) ALT, (AC), MTR-CODE: AUA, (MANL), ⇒CH-NO 6Y-2-389 395 ALT, (-AC), MTR-CODE: AUA, CH-NO 6Y-2-389 396⇒ MTR-CODE: BBY, BKY, ALT, (-AC) ALT, (-AC), MTR-CODE: AUA, ⇒CH-NO 6Y-2-389 395 CA CA, ⇒CH-NO 6Y-5B050 001, 6Y-54421 759 CA, CH-NO 6Y-5B050 002⇒, 6Y-54421 760⇒ CA, ⇒CH-NO 6Y-5B050 001, 6Y-54421 759 CA, CH-NO 6Y-5B050 002⇒, 6Y-54421 760⇒	6PK1080 6PK1080 6PK1080 6PK1084 6PK737 6PK737 6PK745 6PK1080 6PK1080 6PK1080 6PK737 6PK737 6PK745
1.4 TDI	04/03-03/08	AMF	55	1422	ALT, (-AC) ALT, (AC) ALT, (Bosch), FOR ALT: 70A, OE-NO 045903023B, FOR ALT: 90A, OE-NO 045903023 CA, WP CA, WP CA, WP	6PK858 6PK995 AP9001 6PK820 6PK858 6PK995 AP9001 AP9022
	10/05-03/08	BNM	51		ALT, (-AC), CH-NO 6Y-54315 238⇒ ALT, (-AC), ⇒CH-NO 6Y-54315 237 ALT, (AC) ALT, (Bosch), FOR ALT: 90A, OE-NO 045 903 023, FOR ALT: 120A, OE-NO 045 903 023 A ALT, (Bosch), FOR ALT: 70A, OE-NO 045903023C, FOR ALT: 90A, OE-NO 045903023D, FOR ALT: 110A, OE-NO 045903023H CA, WP CA, WP CA, WP	6PK820 6PK858 6PK995 AP9001 AP9022
		BNV	59		ALT, (AC), MTR-CODE: BMS ALT, (-AC) ALT, (AC), MTR-CODE: BNV ALT, (Bosch), FOR ALT: 90A, OE-NO 045 903 023, FOR ALT: 120A, OE-NO 045 903 023 A ALT, (Bosch), FOR ALT: 70A, OE-NO 045903023C, FOR ALT: 90A, OE-NO	6PK1180 6PK820 6PK995 AP9001 AP9022





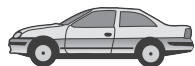
<b>SKODA</b>						
<b>FABIA (6Y2)</b>						
					<b>CT1028</b> CA, WP <b>CT1028K3</b> CA, WP <b>CT1028WP3</b> CA, WP	
1.9 SDI	12/99-03/08	ASY	47	1896	<b>CT1044</b> CA, CH-NO 6Y-43893 312⇒, 08/2003⇒ <b>CT1044K2</b> CA, CH-NO 6Y-43893 312⇒, 08/2003⇒ <b>CT946</b> CA, ⇒CH-NO 6Y-43893 312, ⇒07/2003 <b>CT946K1</b> CA, ⇒CH-NO 6Y-43893 312, ⇒07/2003	<b>6PK1095</b> <b>6PK780</b> <b>AP9001</b>  <b>AP9001</b>  <b>AP9001</b>  <b>VD1111</b>
1.9 TDI	01/00-03/08	ATD, AXR	74	1896	<b>CT1028</b> CA, WP <b>CT1028K2</b> CA, WP, MTR-CODE: ATD, ⇒CH-NO 6Y-43893 312 <b>CT1028K3</b> MTR-CODE: ATD, CA, WP, CH-NO 6Y-43893 313⇒ <b>CT1028K3</b> MTR-CODE: AXR, CA, WP <b>CT1028K4</b> MTR-CODE: ATD, CA, WP, ⇒CH-NO 6Y-43893 312 <b>CT1028WP3</b> MTR-CODE: ATD, CA, WP, CH-NO 6Y-43893 313⇒ <b>CT1028WP3</b> MTR-CODE: AXR, CA, WP	<b>6PK1180</b> <b>6PK1180D1</b> <b>6PK780</b> <b>MS37</b> <b>AP9001</b> <b>AP9001</b>  <b>AP9001</b>  <b>AP9001</b>  <b>VD1076</b>
1.9 TDI RS	06/03-03/08	ASZ, BLT	96	1896	<b>CT1028</b> CA, WP <b>CT1028K2</b> CA, WP, ⇒CH-NO 6Y-2-412298, 6Y-2-X032148 <b>CT1028K3</b> CA, WP, CH-NO 6Y-2-412299⇒, 6Y-2-X032149⇒ <b>CT1028K4</b> CA, WP, ⇒CH-NO 6Y-2-412298, 6Y-2-X032148 <b>CT1028WP3</b> CH-NO 6Y-2-412299⇒, 6Y-2-X032149⇒, CA, WP	<b>6PK1180</b> <b>6PK1180D1</b> <b>6PK780</b> <b>MS37</b> <b>AP9001</b>  <b>AP9001</b>  <b>AP9001</b>  <b>VD1076</b>
2.0	12/99-03/08	AQY, AZL	85	1984	<b>CT908</b> CA <b>CT908K1</b> CA <b>CT908WP2</b> CA	<b>6PK1033</b> <b>6PK923</b> <b>VD1107</b>

**SKODA**


**SKODA**
**SKODA**
**FABIA Combi**

↔ 1.2	10/07-	BZG, CEVA, CGPA, CHTA	51	1198	ALT, (-AC) ALT, (AC), CH-NO 5J-7-000 001⇒, MTR-CODE: BBM, BZG	6PK1453 6PK1873
		BBM, CHFA	44		ALT, (-AC) ALT, (AC)	6PK1453 6PK1873
1.2 12V	11/11-	CGPB	44	1198	ALT, (-AC) ALT, (AC)	6PK1460 6PK1873
1.2 TDI	05/10-	CFWA	55	1199	ALT, (AC) ALT, (-AC) ALT, (-AC)	6PK1070 6PK842 ELAST 6PK842 ELAST T1 AP9001
					ALT, (Bosch), FOR ALT: 110A, OE-NO 03P903023E, FOR ALT: 140A, OE-NO 03P903023C, 03P903023A ALT, (Valeo), FOR ALT: 110A, OE-NO 03P903023F, FOR ALT: 140A, OE-NO 03P903023D MTR-CODE: CAYA, CAYB, CAYC	AP9001 VD1111
1.2 TSI	03/10-	CBZB	77	1197	CA CA, ⇒11/2010 CA, 12/2010⇒ MTR-CODE: CFWA, CA, WP, ⇒11/2010 MTR-CODE: CFWA, CA, WP, 12/2010⇒	CT1139 CT1139K1 CT1139K2 CT1139WP4 CT1139WP6
		CBZA	63		ALT, (Bosch), FOR ALT: 140A, OE-NO 03F 903 023 D ALT, (Valeo), FOR ALT: 110A, OE-NO 03F 903 023 E	AP9012 AP9012
1.4	10/07-	BXW, CGGB	63	1390	ALT, (Bosch), FOR ALT: 140A, OE-NO 03F 903 023 D ALT, (Valeo), FOR ALT: 110A, OE-NO 03F 903 023 E	AP9012 AP9012
					ALT, (AC) ALT, (-AC)	6PK1080 6PK737
1.4 TDI	10/07-	BNM	51	1422	CA CA CA	CT957(SET) CT957K3 CT957WP3
					ALT, (-AC) ALT, (AC) ALT, (Bosch), FOR ALT: 70A, OE-NO 045 903 023 C, FOR ALT: 90A, OE-NO 045 903 023 023, FOR ALT: 110A, OE-NO 045 903 023 H, FOR ALT: 120A, OE-NO 045 903 023 A ALT, (Bosch), FOR ALT: 70A, OE-NO 045903023C, FOR ALT: 90A, OE-NO 045903023D, FOR ALT: 110A, OE-NO 045903023H CA, WP CA, WP CA, WP	6PK820 6PK995 AP9001 AP9022
1.4 TSI	05/10-	CAVE, CTHE	132	1390	CA, WP CA, WP CA, WP	CT1028 CT1028K3 CT1028WP3
					ALT, (AC), MTR-CODE: BMS ALT, (-AC), MTR-CODE: BNV, BMS ALT, (AC), MTR-CODE: BNV ⇒CH-NO 6Y-7-000 001, MTR-CODE: BNV, ALT, (Bosch), FOR ALT: 90A, OE-NO 045 903 023, FOR ALT: 120A, OE-NO 045 903 023 A CH-NO 5J-7-000 001⇒, FOR ALT: 70A, OE-NO 045 903 023 C, FOR ALT: 90A, OE-NO 045 903 023, FOR ALT: 110A, OE-NO 045 903 023 H, FOR ALT: 120A, OE-NO 045 903 023 A ALT, (Bosch), FOR ALT: 70A, OE-NO 045903023C, FOR ALT: 90A, OE-NO 045903023D, FOR ALT: 110A, OE-NO 045903023H CA, WP CA, WP CA, WP	6PK1180 6PK820 6PK995 AP9001 AP9001 AP9022
1.6	10/07-	BTS, CFNA	77	1598	AIRC ALT, (-AC) ALT, (AC) ALT, (Bosch), FOR ALT: 140A, OE-NO 03C903023A ALT, (Valeo), FOR ALT: 110A, OE-NO 03C903023G, FOR ALT: 140A, OE-NO 03C903025D	5PK491 6PK1600 6PK1698 AP9012 AP9012
					ALT, (-AC) ALT, (AC)	6PK1090 6PK1733





## SKODA

FABIA Combi  
1.6 TDI

03/10-	CAYB	66	1598	<p><b>CT1139</b> <b>CT1139K1</b> <b>CT1139K2</b> <b>CT1139WP4</b> <b>CT1139WP6</b></p>	<p>MTR-CODE: CAYA, CAYB, CAYC, ALT, (AC) MTR-CODE: CAYA, CAYB, CAYC, ALT, (-AC) MTR-CODE: CAYA, CAYB, CAYC, ALT, (-AC) ALT, (Bosch), FOR ALT: 110A, OE-NO 06F903023D, FOR ALT: 140A, OE-NO 06F903023F, 03L903023 ALT, (Valeo), FOR ALT: 140A, OE-NO 03L903023F, 03L903023A MTR-CODE: CAYA, CAYB, CAYC MTR-CODE: CAYA, CAYB, CAYC, CA MTR-CODE: CAYA, CAYB, CAYC, CA, ⇒11/2010 MTR-CODE: CAYA, CAYB, CAYC, CA, 12/2010⇒ MTR-CODE: CAYA, CAYB, CAYC, CA, WP, ⇒11/2010 MTR-CODE: CAYA, CAYB, CAYC, CA, WP, 12/2010⇒</p>	<p><b>6PK1070</b> <b>6PK842 ELAST</b> <b>6PK842 ELAST T1</b> <b>AP9001</b> <b>AP9001</b> <b>VD1111</b></p>
	CAYC	77		<p><b>CT1139</b> <b>CT1139K1</b> <b>CT1139K2</b> <b>CT1139WP4</b> <b>CT1139WP6</b></p>	<p>MTR-CODE: CAYA, CAYB, CAYC, ALT, (AC) MTR-CODE: CAYA, CAYB, CAYC, ALT, (-AC) MTR-CODE: CAYA, CAYB, CAYC, ALT, (-AC) ALT, (Bosch), FOR ALT: 110A, OE-NO 06F903023D, FOR ALT: 140A, OE-NO 06F903023F, 03L903023 ALT, (Valeo), FOR ALT: 140A, OE-NO 03L903023F, 03L903023A MTR-CODE: CAYA, CAYB, CAYC MTR-CODE: CAYA, CAYB, CAYC, CA MTR-CODE: CAYA, CAYB, CAYC, CA, ⇒11/2010 MTR-CODE: CAYA, CAYB, CAYC, CA, 12/2010⇒ MTR-CODE: CAYA, CAYB, CAYC, CA, WP, ⇒11/2010 MTR-CODE: CAYA, CAYB, CAYC, CA, WP, 12/2010⇒</p>	<p><b>6PK1070</b> <b>6PK842 ELAST</b> <b>6PK842 ELAST T1</b> <b>AP9001</b> <b>AP9001</b> <b>VD1111</b></p>
04/10-	CAYA	55		<p><b>CT1139</b> <b>CT1139K1</b> <b>CT1139K2</b> <b>CT1139WP4</b> <b>CT1139WP6</b></p>	<p>MTR-CODE: CAYA, CAYB, CAYC, ALT, (AC) MTR-CODE: CAYA, CAYB, CAYC, ALT, (-AC) MTR-CODE: CAYA, CAYB, CAYC, ALT, (-AC) ALT, (Bosch), FOR ALT: 110A, OE-NO 06F903023D, FOR ALT: 140A, OE-NO 06F903023F, 03L903023 ALT, (Valeo), FOR ALT: 140A, OE-NO 03L903023F, 03L903023A MTR-CODE: CAYA, CAYB, CAYC MTR-CODE: CAYA, CAYB, CAYC, CA MTR-CODE: CAYA, CAYB, CAYC, CA, ⇒11/2010 MTR-CODE: CAYA, CAYB, CAYC, CA, 12/2010⇒ MTR-CODE: CAYA, CAYB, CAYC, CA, WP, ⇒11/2010 MTR-CODE: CAYA, CAYB, CAYC, CA, WP, 12/2010⇒</p>	<p><b>6PK1070</b> <b>6PK842 ELAST</b> <b>6PK842 ELAST T1</b> <b>AP9001</b> <b>AP9001</b> <b>VD1111</b></p>
1.9 TDI	BLS, BSW	77	1896	<p><b>CT1028</b></p>	<p>ALT, (AC), MTR-CODE: BLS ALT, (AC) ALT, (-AC), MTR-CODE: AXR, BSW ONLY WITH VD1076 ALT, (Bosch), FOR ALT: 70A, (-AC), OE-NO 038 903 023 K, FOR ALT: 90A, OE-NO 038 903 023 L, FOR ALT: 120A, OE-NO 028 903 028 E ALT, (Bosch), FOR ALT: 110A, OE-NO 045 903 023 H, MTR-CODE: BLS ALT, (Valeo), FOR ALT: 70A, (-AC), OE-NO 038 903 023 Q, FOR ALT: 90A, OE-NO 038 903 023 R CA, WP</p>	<p><b>6PK1180</b> <b>6PK1180D1</b> <b>6PK780</b> <b>MS37</b> <b>AP9001</b> <b>AP9001</b> <b>AP9001</b> <b>AP9001</b> <b>VD1076</b></p>





SKODA

**SKODA**

FABIA Combi

					CT1028K3	CA, WP	
<b>FABIA Combi (6Y5)</b>							
1.0	11/00-08/02	ARV	37	996		ALT, (-AC) ALT, (AC)	5PK1219 6PK1750
1.2	01/03-12/07	AZQ, BME	47	1198		ALT, (-AC) ALT, (AC), CH-NO 6Y-3-805553⇒ ALT, (AC), ⇒CH-NO 6Y-3-805552 ALT, MTR-CODE: AWY, ⇒CH-NO 6Y-3-725552, (Valeo), FOR ALT: 70A, FOR ALT: 90A	6PK1453 6PK1873 6PK1880 AP9006
	07/01-12/07	AWY, BMD	40			ALT, MTR-CODE: AWY, ⇒CH-NO 6Y-3-725552, (Valeo), FOR ALT: 70A, OE-NO 03D903025D, FOR ALT: 90A, OE-NO 03D903025E	AP9006
1.4	04/00-05/03	ATZ, AME, AQW	50	1397		ALT, (-AC) ALT, (AC)	5PK1219 6PK1750
	04/00-03/03	AZE, AZF	44			ALT, (-AC) ALT, (AC)	5PK1219 6PK1750
1.4 16V	05/00-12/07	AUA, BBY, BKY	55	1390	CT957(SET) CT957K1 CT957K3 CT957WP1 CT957WP3	ALT, (AC), MTR-CODE: AUA, (MANL), CH-NO 6Y-2-389 396⇒ MTR-CODE: AUA, ALT, (AC), (AUTOM) MTR-CODE: BBY, BKY, ALT, (AC) ALT, (AC), MTR-CODE: AUA, (MANL), ⇒CH-NO 6Y-2-389 395	6PK1080 6PK1080 6PK1084
						ALT, (-AC), MTR-CODE: AUA, CH-NO 6Y-2-389 396⇒ MTR-CODE: BBY, BKY, ALT, (-AC) ALT, (-AC), MTR-CODE: AUA, ⇒CH-NO 6Y-2-389 395	6PK737 6PK737 6PK745
						CA CA, ⇒05/2006 CA, 06/2006⇒ CA, ⇒06/2006 CA, 06/2006⇒	
						ALT, (AC), MTR-CODE: AUB, CH-NO 6Y-2-389 396⇒ MTR-CODE: BBZ, ALT, (AC) ALT, (AC), MTR-CODE: AUB, ⇒CH-NO 6Y-2-389 395 ALT, (-AC), MTR-CODE: AUB, CH-NO 6Y-2-389 396⇒ MTR-CODE: BBZ, ALT, (-AC) ALT, (-AC), MTR-CODE: AUB, ⇒CH-NO 6Y-2-389 395	6PK1080 6PK1080 6PK1084 6PK737 6PK737 6PK745
04/00-12/07	AUB, BBZ	74			CT957(SET) CT957K1 CT957K3 CT957WP1 CT957WP3	CA CA, ⇒CH-NO 6Y-5B050 001, 6Y-54421 759 CA, CH-NO 6Y-5B050 002⇒, 6Y-54421 760⇒ CA, ⇒CH-NO 6Y-5B050 001, 6Y-54421 759 CA, CH-NO 6Y-5B050 002⇒, 6Y-54421 760⇒	
						ALT, (AC) ALT, (-AC) CA, MTR-CODE: BUD CA, MTR-CODE: BUD, ⇒CH-NO 6Y-5B050 001, 6Y-54421 759 CA, MTR-CODE: BUD, CH-NO 6Y-5B050 002⇒, 6Y-54421 760⇒ CA, MTR-CODE: BUD, ⇒CH-NO 6Y-5B050 001, 6Y-54421 759 MTR-CODE: BUD, CA, CH-NO 6Y-5B050 002⇒, 6Y-54421 760⇒	6PK1080 6PK737
04/06-12/07	BUD	59			CT957(SET) CT957K1 CT957K3 CT957WP1 CT957WP3	ALT, (AC) ALT, (-AC) CA, MTR-CODE: BUD CA, MTR-CODE: BUD, ⇒CH-NO 6Y-5B050 001, 6Y-54421 759 CA, MTR-CODE: BUD, CH-NO 6Y-5B050 002⇒, 6Y-54421 760⇒ CA, MTR-CODE: BUD, ⇒CH-NO 6Y-5B050 001, 6Y-54421 759 MTR-CODE: BUD, CA, CH-NO 6Y-5B050 002⇒, 6Y-54421 760⇒	6PK1080 6PK737
1.4 TDI	04/03-12/07	AMF	55	1422	CT1028 CT1028K3 CT1028WP3	ALT, (-AC) ALT, (AC) ALT, (Bosch), FOR ALT: 70A, OE-NO 045903023B, FOR ALT: 90A, OE-NO 045903023 CA, WP CA, WP CA, WP	6PK858 6PK995 AP9001
	10/05-12/07	BNM	51			ALT, (-AC), CH-NO 6Y-54315 238⇒ ALT, (-AC), ⇒CH-NO 6Y-54315 237 ALT, (AC) ALT, (Bosch), FOR ALT: 90A, OE-NO 045 903 023, FOR ALT: 120A, OE-NO 045 903 023 A ALT, (Bosch), FOR ALT: 70A, OE-NO 045903023C, FOR ALT: 90A, OE-NO	6PK820 6PK858 6PK995 AP9001 AP9022





## SKODA

### FABIA Combi

					<b>CT1028</b> <b>CT1028K3</b> <b>CT1028WP3</b>	045903023D, FOR ALT: 110A, OE-NO 045903023H CA, WP CA, WP CA, WP	
		BNV	59			ALT, (AC), MTR-CODE: BMS ALT, (-AC) ALT, (AC), MTR-CODE: BNV ALT, (Bosch), FOR ALT: 90A, OE-NO 045 903 023, FOR ALT: 120A, OE-NO 045 903 023 A ALT, (Bosch), FOR ALT: 70A, OE-NO 045903023C, FOR ALT: 90A, OE-NO 045903023D, FOR ALT: 110A, OE-NO 045903023H CA, WP CA, WP CA, WP	<b>6PK1180</b> <b>6PK820</b> <b>6PK995</b> <b>AP9001</b>  <b>AP9022</b>
1.9 SDI	04/00-12/07	ASY	47	1896		ALT, (AC) ALT, (-AC) ALT (Bosch), FOR ALT: 70A, OE-NO 038903023K, FOR ALT: 90A, OE-NO 038903023L, FOR ALT: 120A, OE-NO 028903028E (Valeo), FOR ALT: 70A, OE-NO 038903023Q, FOR ALT: 90A, OE-NO 038903023R, FOR ALT: 120A, OE-NO 038903023S (Hitachi), FOR ALT: 120A, OE-NO 028903029G	<b>6PK1095</b> <b>6PK780</b> <b>AP9001</b> <b>AP9001</b>  <b>AP9001</b>  <b>AP9001</b>  <b>VD1111</b>
					<b>CT1044</b> <b>CT1044K2</b> <b>CT946</b> <b>CT946K1</b>	CA, CH-NO 6Y-43893 312⇒, 08/2003⇒ CA, CH-NO 6Y-43893 312⇒, 08/2003⇒ CA, ⇒CH-NO 6Y-43893 312, ⇒07/2003 CA, ⇒CH-NO 6Y-43893 312, ⇒07/2003	
1.9 TDI	04/00-12/07	ATD, AXR	74	1896		ALT, (AC) ALT, (AC) ALT, (-AC) ONLY WITH VD1076 MTR-CODE: AXR ALT, (Bosch), FOR ALT: 70A, OE-NO 038903023K, FOR ALT: 90A, OE-NO 038903023L, FOR ALT: 120A, OE-NO 028903028E ALT, (Valeo), FOR ALT: 70A, OE-NO 038903023Q, FOR ALT: 90A, OE-NO 038903023R, FOR ALT: 120A, OE-NO 038903023S ALT, (Hitachi), FOR ALT: 120A, OE-NO 028903029G	<b>6PK1180</b> <b>6PK1180D1</b> <b>6PK780</b> <b>MS37</b> <b>AP9001</b> <b>AP9001</b>  <b>AP9001</b>  <b>AP9001</b>  <b>VD1076</b>
					<b>CT1028</b> <b>CT1028K2</b>  <b>CT1028K3</b>  <b>CT1028K3</b> <b>CT1028K4</b>  <b>CT1028WP3</b> <b>CT1028WP3</b>	CA, WP CA, WP, MTR-CODE: ATD, ⇒CH-NO 6Y-2xxxxxxx, ⇒07/2002 MTR-CODE: ATD, CA, WP, CH-NO 6Y-3xxxxxxx⇒, 08/2002⇒ MTR-CODE: AXR, CA, WP MTR-CODE: ATD, CA, WP, ⇒CH-NO 6Y-2xxxxxxx, ⇒07/2002 MTR-CODE: ATD, CA, WP, CH-NO 6Y-3xxxxxxx⇒, 08/2002⇒ MTR-CODE: AXR, CA, WP	
2.0	04/00-12/07	AZL	85	1984		ALT, AC ALT CA CA CA	<b>6PK1033</b> <b>6PK923</b> <b>VD1107</b>    
					<b>CT908</b> <b>CT908K1</b> <b>CT908WP2</b>		
<b>FABIA Praktik</b>							
1.2	01/03-12/07	AZQ, BME	47	1198		ALT, (-AC) ALT, (AC), CH-NO 6Y-3-805553⇒ ALT, (AC), ⇒CH-NO 6Y-3-805552 ALT, MTR-CODE: AWY, ⇒CH-NO 6Y-3- 725552, (Valeo), FOR ALT: 70A, FOR ALT: 90A	<b>6PK1453</b> <b>6PK1873</b> <b>6PK1880</b> <b>AP9006</b>
	07/01-12/07	AWY, BMD	40			ALT, MTR-CODE: AWY, ⇒CH-NO 6Y-3- 725552, (Valeo), FOR ALT: 70A, OE-NO	<b>AP9006</b>

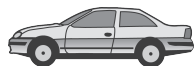

**SKODA**
**SKODA**
**FABIA Praktik**

1.4	07/01-05/03	ATZ, AME, AQW	50	1397		ALT, (-AC) ALT, (AC)	5PK1219 6PK1750
1.4 TDI	10/05-12/07	BNM	51	1422		ALT, (-AC), CH-NO 6Y-54315 238⇒ ALT, (-AC), ⇒CH-NO 6Y-54315 237 ALT, (AC) ALT, (Bosch), FOR ALT: 90A, OE-NO 045 903 023, FOR ALT: 120A, OE-NO 045 903 023 A ALT, (Bosch), FOR ALT: 70A, OE-NO 045903023C, FOR ALT: 90A, OE-NO 045903023D, FOR ALT: 110A, OE-NO 045903023H CA, WP CA, WP CA, WP	6PK820 6PK858 6PK995 AP9001 AP9022
1.9 SDI	07/01-12/07	ASY	47	1896		ALT, (AC) ALT, (-AC) ALT, (-AC), (Bosch), FOR ALT: 70A ALT, (Valeo), FOR ALT: 70A ALT, (Bosch,Valeo), FOR ALT: 90A ALT, (Bosch,Valeo,Hitachi), FOR ALT: 120A, ALT (Bosch), FOR ALT: 70A, OE-NO 038903023K, FOR ALT: 90A, OE-NO 038903023L, FOR ALT: 120A, OE-NO 028903028E (Valeo), FOR ALT: 70A, OE-NO 038903023Q, FOR ALT: 90A, OE-NO 038903023R, FOR ALT: 120A, OE-NO 038903023S (Hitachi), FOR ALT: 120A, OE-NO 028903029G CA, CH-NO 6Y-43893 312⇒, 08/2003⇒ CA, CH-NO 6Y-43893 312⇒, 08/2003⇒ CA, ⇒CH-NO 6Y-43893 312, ⇒07/2003 CA, ⇒CH-NO 6Y-43893 312, ⇒07/2003	6PK1095 6PK780 AP9001 AP9001 AP9001 AP9001 AP9001 AP9001 AP9001 VD1111
						CT1028 CT1028K3 CT1028WP3 CT1044 CT1044K2 CT946 CT946K1	

**FABIA Stufenheck (6Y3)**

1.0	11/00-08/02	ARV, AQV	37	996		ALT, (-AC) ALT, (AC)	5PK1219 6PK1750
1.2	01/03-12/07	AZQ, BME	47	1198		ALT, (-AC) ALT, (AC), CH-NO 6Y-3-805553⇒ ALT, (AC), ⇒CH-NO 6Y-3-805552 ALT, MTR-CODE: AWY, ⇒CH-NO 6Y-3-725552, (Valeo), FOR ALT: 70A, OE-NO 03D903025D, FOR ALT: 90A, OE-NO 03D903025E	6PK1453 6PK1873 6PK1880 AP9006
	07/01-12/07	AWY, BMD	40			ALT ALT, PS, CH-NO 6Y-4-893312⇒ ALT, PS, ⇒CH-NO 6Y-3-893311 ALT, MTR-CODE: AWY, ⇒CH-NO 6Y-3-725552, (Valeo), FOR ALT: 70A, OE-NO 03D903025H, FOR ALT: 90A, OE-NO 03D903025E	6PK1453 6PK1873 6PK1880 AP9006
1.4	07/01-05/03	ATZ, AME, AQW	50	1397		ALT, (-AC) ALT, (AC)	5PK1219 6PK1750
	04/00-08/02	AZE, AZF	44			ALT, (-AC) ALT, (AC)	5PK1219 6PK1750
1.4 16V	10/99-12/07	AUA, BBY, BKY	55	1390		ALT, (AC), MTR-CODE: AUA, (MANL), CH-NO 6Y-2-389 396⇒ MTR-CODE: AUA, ALT, (AC), (AUTOM) MTR-CODE: BBY, BKY, ALT, (AC) ALT, (AC), MTR-CODE: AUA, (MANL), ⇒CH-NO 6Y-2-389 395 ALT, (-AC), MTR-CODE: AUA, CH-NO 6Y-2-389 396⇒ MTR-CODE: BBY, BKY, ALT, (-AC) ALT, (-AC), MTR-CODE: AUA, ⇒CH-NO 6Y-2-389 395 CA CA, ⇒CH-NO 6Y-5B050 001, 6Y-54421 759 CA, CH-NO 6Y-5B050 002⇒, 6Y-54421 760⇒ CA, ⇒CH-NO 6Y-5B050 001, 6Y-54421 759 CA, CH-NO 6Y-5B050 002⇒, 6Y-54421 760⇒	6PK1080 6PK1080 6PK1080 6PK1084 6PK737 6PK737 6PK745
	12/99-12/07	AUB, BBZ	74			ALT, (AC), MTR-CODE: AUB, CH-NO 6Y-2-389 396⇒	6PK1080





## SKODA

### FABIA Stufenheck (6Y3)

					MTR-CODE: BBZ, ALT, (AC) <b>6PK1080</b> ALT, (AC), MTR-CODE: AUB, ⇒CH-NO <b>6PK1084</b> 6Y-2-389 395 ALT, (-AC), MTR-CODE: AUB, CH-NO 6Y-2-389 396⇒ <b>6PK737</b> MTR-CODE: BBZ, ALT, (-AC) <b>6PK737</b> ALT, (-AC), MTR-CODE: AUB, ⇒CH-NO <b>6PK745</b> 6Y-2-389 395 CA CA, ⇒CH-NO 6Y-5B050 001, 6Y-54421 759 CA, CH-NO 6Y-5B050 002⇒, 6Y-54421 760⇒ CA, ⇒CH-NO 6Y-5B050 001, 6Y-54421 759 CA, CH-NO 6Y-5B050 002⇒, 6Y-54421 760⇒
	04/06-12/07	BUD	59		ALT, (AC) <b>6PK1080</b> ALT, (-AC) <b>6PK737</b> CA, MTR-CODE: BUD CA, MTR-CODE: BUD, ⇒CH-NO 6Y-5B050 001, 6Y-54421 759 CA, MTR-CODE: BUD, CH-NO 6Y-5B050 002⇒, 6Y-54421 760⇒ CA, MTR-CODE: BUD, ⇒CH-NO 6Y-5B050 001, 6Y-54421 759 MTR-CODE: BUD, CA, CH-NO 6Y-5B050 002⇒, 6Y-54421 760⇒
1.4 TDI	04/03-12/07	AMF	55	1422	ALT, (-AC) <b>6PK858</b> ALT, (AC) <b>6PK995</b> ALT, (Bosch), FOR ALT: 70A, OE-NO 045903023B, FOR ALT: 90A, OE-NO 045903023 <b>AP9001</b> CA, WP CA, WP CA, WP
	10/05-12/07	BNM	51		ALT, (-AC), CH-NO 6Y-54315 238⇒ <b>6PK820</b> ALT, (-AC), ⇒CH-NO 6Y-54315 237 <b>6PK858</b> ALT, (AC) <b>6PK995</b> ALT, (Bosch), FOR ALT: 90A, OE-NO 045 903 023, FOR ALT: 120A, OE-NO 045 903 023 A <b>AP9001</b> ALT, (Bosch), FOR ALT: 70A, OE-NO 045903023C, FOR ALT: 90A, OE-NO 045903023D, FOR ALT: 110A, OE-NO 045903023H <b>AP9022</b> CA, WP CA, WP CA, WP
		BNV	59		ALT, (AC), MTR-CODE: BMS <b>6PK1180</b> ALT, (-AC) <b>6PK820</b> ALT, (AC), MTR-CODE: BNV <b>6PK995</b> ALT, (Bosch), FOR ALT: 90A, OE-NO 045 903 023, FOR ALT: 120A, OE-NO 045 903 023 A <b>AP9001</b> ALT, (Bosch), FOR ALT: 70A, OE-NO 045903023C, FOR ALT: 90A, OE-NO 045903023D, FOR ALT: 110A, OE-NO 045903023H <b>AP9022</b> CA, WP CA, WP CA, WP
1.9 SDI	11/99-12/07	ASY	47	1896	ALT, (AC) <b>6PK1095</b> ALT, (-AC) <b>6PK780</b> ALT, (Bosch), FOR ALT: 70A, OE-NO 038903023K, FOR ALT: 90A, OE-NO 038903023L, FOR ALT: 120A, OE-NO 028903028E <b>AP9001</b> ALT, (Valeo), FOR ALT: 70A, OE-NO 038903023Q, FOR ALT: 90A, OE-NO 038903023R, FOR ALT: 120A, OE-NO 038903023S <b>AP9001</b> ALT, (Hitachi), FOR ALT: 120A, OE-NO 028903029G <b>AP9001</b> VD1111 CA, CH-NO 6Y-43893 312⇒, 08/2003⇒ CA, CH-NO 6Y-43893 312⇒, 08/2003⇒ CA, ⇒CH-NO 6Y-43893 312, ⇒07/2003 CA, ⇒CH-NO 6Y-43893 312, ⇒07/2003
1.9 TDI	01/00-12/07	ATD, AXR	74	1896	ALT, (AC) <b>6PK1180</b>





SKODA

**SKODA**

**FABIA Stufenheck (6Y3)**

						ALT, (AC) ALT, (-AC) ONLY WITH VD1076 MTR-CODE: AXR ALT, (Bosch), FOR ALT: 70A, OE-NO 038903023K, FOR ALT: 90A, OE-NO 038903023L, FOR ALT: 120A, OE-NO 028903028E ALT, (Valeo), FOR ALT: 70A, OE-NO 038903023Q, FOR ALT: 90A, OE-NO 038903023R, FOR ALT: 120A, OE-NO 038903023S ALT, (Hitachi), FOR ALT: 120A, OE-NO 028903029G	6PK1180D1 6PK780 MS37 AP9001 AP9001  AP9001  AP9001  VD1076
					CT1028 CT1028K2 CT1028K3 CT1028K3 CT1028K4 CT1028WP3 CT1028WP3	CA, WP CA, WP, MTR-CODE: ATD, ⇒CH-NO 6Y-43893 312 MTR-CODE: ATD, CA, WP, CH-NO 6Y-43893 313⇒ MTR-CODE: AXR, CA, WP MTR-CODE: ATD, CA, WP, ⇒CH-NO 6Y-43893 312 MTR-CODE: ATD, CA, WP, CH-NO 6Y-43893 313⇒ MTR-CODE: AXR, CA, WP	
2.0	12/99-12/07	AZL	85	1984		ALT, AC ALT  CA CA CA	6PK1033 6PK923 VD1107

**FAVORIT (781)**

1.3 (781)	01/94-09/94	136B	50	1289		ALT	AVX10X975
1.3 135 (781)	10/90-09/94	781.135	44	1289		ALT, 09/1992⇒ ALT, ⇒08/1992	4PK950 AVX10X950
	12/91-09/94		42			ALT, 09/1992⇒ ALT, ⇒08/1992	4PK950 AVX10X950
			43			ALT, 09/1992⇒ ALT, ⇒08/1992	4PK950 AVX10X950
1.3 135 X,LX,GLX (781)	01/90-09/94	781.135E	40	1289		ALT, 09/1992⇒ ALT, ⇒08/1992	4PK950 AVX10X950
1.3 135L (781)	05/89-09/94	781.135	43	1289		ALT, 09/1992⇒ ALT, ⇒08/1992	4PK950 AVX10X950
1.3 136 (781)	10/90-09/94	136L	45	1289		ALT, 09/1992⇒ ALT, ⇒08/1992	4PK950 AVX10X950

**FAVORIT Forman (785)**

1.3	01/94-06/95	136B	50	1289		ALT	AVX10X1000
1.3 (135 E)	09/91-06/95	781.135E	40	1289		ALT	4PK950
1.3 (135)	12/91-06/95	781.135	44	1289		ALT, 09/1992⇒ ALT, ⇒08/1992	4PK950 AVX10X950
1.3 (136)	08/91-06/95	OHC	45	1289		ALT, 09/1992⇒ ALT, ⇒08/1992	4PK950 AVX10X950

**FAVORIT Pick-up (787)**

1.3	12/92-06/97	136B	50	1289		ALT, 06/1993⇒	4PK950
		135B	40			ALT, 06/1993⇒ ALT, ⇒05/1993	4PK950 AVX10X950
		781.135	42			ALT	AVX10X950

**FELICIA I (6U1)**

1.3	10/94-03/98	135L, AMJ	43	1289		ALT ALT, PS ALT, PS, AC	4PK950 6PK1680 6PK1680 AVX10X950
		135B, AMG	40			ALT ALT, PS ALT, PS, AC	4PK950 6PK1680 6PK1680 AVX10X950
		136B, AMH	50			ALT ALT, PS ALT, PS, AC	4PK950 6PK1680 6PK1680 AVX10X950
1.6 LX	08/95-03/98	EA111, AEE	55	1598		ALT, (-AC), (PS) ALT, (AC), (-PS) ALT, (AC), (PS) ALT, (-AC), (-PS) ALT, (Bosch), FOR ALT: 90A, OE-NO 028 903 025 Q, 028 903 018 A, 028 903 018 AX CA, MTR-CODE: AEE, ALM	6PK1070 6PK1080 6PK1125 6PK751 AP9004

CT847





## SKODA

### FELICIA I (6U1)

1.9 D	10/95-03/98	AEF	47	1896	CT847K1 CT847WP1	CA, MTR-CODE: AEE, ALM CA, MTR-CODE: AEE, ALM	5PK1219 AP9059
					CT1012 CT1012K1	ALT ALT, (Bosch), FOR ALT: 90A, OE-NO 028 903 026 B, 028 903 025 E CA CA	

### FELICIA I Fun (797)

1.3	06/97-04/02	136B, 136M	50	1289		ALT ALT, PS ALT, PS, AC	4PK950 6PK1680 6PK1680 AVX10X950
		135B, 135M	40			ALT ALT, PS ALT, PS, AC	4PK950 6PK1680 6PK1680 AVX10X950
1.6	10/95-04/02	AMJ	43			ALT	6PK1680
	06/97-04/02	AEE	55	1598		ALT, (-AC), (PS) ALT, (AC), (-PS) ALT, (AC), (PS) ALT, (-AC), (-PS) ALT, (Bosch), FOR ALT: 90A, OE-NO 028 903 025 Q, (AC) ALT, (Bosch), FOR ALT: 70A, OE-NO 028 903 025 H, (PS) CA, MTR-CODE: AEE, ALM CA, MTR-CODE: AEE, ALM CA, MTR-CODE: AEE, ALM	6PK1070 6PK1080 6PK1125 6PK751 AP9004 AP9004
1.9 D	06/97-04/02	AEF	47	1896	CT847 CT847K1 CT847WP1	ALT ALT, (Bosch), FOR ALT: 90A, OE-NO 028 903 026 B, 028 903 025 E CA CA	5PK1219 AP9059
					CT1012 CT1012K1		

### FELICIA I Kombi (6U5)

1.3	08/95-03/98	135L, AMJ	43	1289		ALT ALT, MTR-CODE: AMJ	4PK950 6PK1680 AVX10X950
1.3 LX	08/95-03/98	135B, AMG	40	1289		ALT ALT, PS ALT, PS, AC	4PK950 6PK1680 6PK1680 AVX10X950
1.3 LXI	08/95-03/98	136B, AMH	50	1289		ALT ALT, PS ALT, PS, AC	4PK950 6PK1680 6PK1680 AVX10X950
1.6 GLX	08/95-03/98	AEE	55	1598		ALT, (-AC), (PS) ALT, (AC), (-PS) ALT, (AC), (PS) ALT, (-AC), (-PS) ALT, (Bosch), FOR ALT: 90A, OE-NO 028 903 025 Q, 028 903 018 A, 028 903 018 AX CA, MTR-CODE: AEE, ALM CA, MTR-CODE: AEE, ALM CA, MTR-CODE: AEE, ALM	6PK1070 6PK1080 6PK1125 6PK751 AP9004
1.9 D	10/95-03/98	AEF	47	1896	CT847 CT847K1 CT847WP1	ALT ALT, (Bosch), FOR ALT: 90A, OE-NO 028 903 026 B, 028 903 025 E CA CA	5PK1219 AP9059
					CT1012 CT1012K1		

### FELICIA II (6U1)

1.3	01/98-06/01	AMG	40	1289		ALT ALT, PS ALT, PS, AC	4PK950 6PK1680 6PK1680 AVX10X950
		AMH	50			ALT ALT, PS ALT, PS, AC	4PK950 6PK1680 6PK1680 AVX10X950
		AMJ	43			ALT ALT, PS ALT, PS, AC	4PK950 6PK1680 6PK1680 AVX10X950
1.6	01/98-06/01	AEE	55	1598		ALT, (-AC), (PS) ALT, (AC), (-PS) ALT, (AC), (PS) ALT, (-AC), (-PS) ALT, (Bosch), FOR ALT: 90A, OE-NO 028 903 028 Q, 028 903 018 A, 028 903 018 AX	6PK1070 6PK1080 6PK1125 6PK751 AP9004




**SKODA**
**SKODA**
**FELICIA II (6U1)**

1.9 D	01/98-06/01	AEF	47	1896	<b>CT847</b> <b>CT847K1</b> <b>CT847WP1</b>	CA, MTR-CODE: AEE, ALM CA, MTR-CODE: AEE, ALM CA, MTR-CODE: AEE, ALM	<b>5PK1219</b> <b>AP9059</b>
					<b>CT1012</b> <b>CT1012K1</b>	ALT ALT, (Bosch), FOR ALT: 90A, OE-NO 028 903 026 B, 028 903 025 E CA CA	

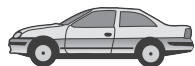
**FELICIA II Kombi (6U5)**

1.3	01/98-06/01	AMH	50	1289		ALT ALT, PS ALT, PS, AC	<b>4PK950</b> <b>6PK1680</b> <b>6PK1680</b> <b>AVX10X950</b>
1.6	01/98-06/01	AEE	55	1598	<b>CT847</b> <b>CT847K1</b> <b>CT847WP1</b>	ALT, (-AC), (PS) ALT, (AC), (-PS) ALT, (AC), (PS) ALT, (-AC), (-PS) ALT, (Bosch), FOR ALT: 90A, OE-NO 028 903 025 Q, 028 903 018 A, 028 903 018 AX CA, MTR-CODE: AEE, ALM CA, MTR-CODE: AEE, ALM CA, MTR-CODE: AEE, ALM	<b>6PK1070</b> <b>6PK1080</b> <b>6PK1125</b> <b>6PK751</b> <b>AP9004</b>
1.9 D	01/98-06/01	AEF	47	1896	<b>CT1012</b> <b>CT1012K1</b>	ALT, (Bosch), FOR ALT: 90A, OE-NO 028 903 026 B, 028 903 025 E CA CA	<b>5PK1219</b> <b>AP9059</b>

**OCTAVIA (1U2)**

1.4	04/99-03/01	AMD	44	1397		ALT, PS, (-AC)	<b>6PK1520</b>
1.4 16V	09/00-12/10	AXP, BCA	55	1390	<b>CT957(SET)</b> <b>CT957K1</b> <b>CT957WP1</b>	ALT, (-AC) ALT, (AC) CA CA CA	<b>6PK1080</b> <b>6PK1548</b>
1.6	11/00-12/10	AVU, BFQ	75	1595	<b>CT908</b> <b>CT908K1</b> <b>CT908WP1</b>	ALT, PS, AC ALT, PS, (-AC) ALT, (Bosch), FOR ALT: 120A, OE-NO 028 903 028 E ALT, (Valeo), FOR ALT: 120A, OE-NO 038 903 023 S ALT, (Hitachi), FOR ALT: 120A, OE-NO 028 903 029 H CA CA CA	<b>6DPK1195</b> <b>6PK1120</b> <b>AP9001</b> <b>AP9001</b> <b>AP9001</b>
	09/96-09/04	AEE	55	1598	<b>CT847</b> <b>CT847K1</b> <b>CT847WP1</b>	ALT, PS ALT, PS, AC CA, MTR-CODE: AEE, ALM CA, MTR-CODE: AEE, ALM CA, MTR-CODE: AEE, ALM	<b>6PK1080</b> <b>6PK1548</b>
	02/97-12/07	AEH, AKL	74	1595	<b>CT908</b> <b>CT908K1</b> <b>CT908WP1</b>	ALT, (AC) ALT, (-AC) ALT, (Bosch), FOR ALT: 120A, OE-NO 028 903 028 E ALT, (Valeo), FOR ALT: 120A, OE-NO 038 903 023 S ALT, (Hitachi), FOR ALT: 120A, OE-NO 028 903 029 G CA CA CA	<b>6DPK1195</b> <b>6PK1120</b> <b>AP9001</b> <b>AP9001</b> <b>AP9001</b>
1.8	09/96-07/00	AGN	92	1781	<b>CT909</b> <b>CT909K2</b> <b>CT909K3</b> <b>CT909K6</b> <b>CT909K7</b> <b>CT909WP1</b>	ALT, (AC) ALT, (-AC) CA CA, CH-NO 1U-Y2390 954⇒, 1U-Y8298 303⇒ CA, CH-NO 1U-Y2390 954⇒, 1U-Y8298 303⇒ CA, ⇒CH-NO 1U-Y2390 953, 1U-Y8298 302 CA, ⇒CH-NO 1U-Y2390 953, 1U-Y8298 302 CA, CH-NO 1U-Y2390 954⇒, 1U-Y8298 303⇒	<b>6DPK1195</b> <b>6PK1120</b> <b>VD1107</b>
1.8 T	08/97-12/10	AGU, ARZ, ARX, AUM	110	1781		ALT, PS, AC ALT, PS MTR-CODE: AGU, ARX, AUM	<b>6DPK1195</b> <b>6PK1120</b> <b>AP9001</b>





## SKODA

### OCTAVIA (1U2)

					<p>ALT, (Bosch), FOR ALT: 120A, OE-NO 028 903 028 E <b>AP9001</b></p> <p>ALT, (Valeo), FOR ALT: 120A, OE-NO 038 903 023 S <b>AP9001</b></p> <p>ALT, (Hitachi), FOR ALT: 120A, OE-NO 028 903 029 G <b>AP9001</b></p> <p><b>VD1107</b></p> <p><b>CT909</b> CA</p> <p><b>CT909K2</b> CA, MTR-CODE: ARX,AUM, CA, MTR-CODE: AGU,ARZ, CH-NO 1U-Y-390 001⇒</p> <p><b>CT909K3</b> CA, MTR-CODE: ARX,AUM, CA, MTR-CODE: AGU,ARZ, CH-NO 1U-Y-390 001⇒</p> <p><b>CT909K6</b> CA, MTR-CODE: AGU,ARZ, ⇒CH-NO 1U-Y-390 000</p> <p><b>CT909K7</b> CA, MTR-CODE: AGU,ARZ, ⇒CH-NO 1U-Y-390 000</p> <p><b>CT909WP1</b> CA, MTR-CODE: ARX,AUM, CA, MTR-CODE: AGU,ARZ, CH-NO 1U-Y-390 001⇒</p>
1.8 T 4x4	05/01-05/06	ARX	110	1781	<p>ALT, PS, AC <b>6DPK1195</b></p> <p>ALT, PS <b>6PK1120</b></p> <p>ALT, (Bosch), FOR ALT: 120A, OE-NO 028 903 028 E <b>AP9001</b></p> <p>ALT, (Valeo), FOR ALT: 120A, OE-NO 038 903 023 S <b>AP9001</b></p> <p>ALT, (Hitachi), FOR ALT: 120A, OE-NO 028 903 029 G <b>AP9001</b></p> <p><b>VD1107</b></p> <p><b>CT909</b> CA</p> <p><b>CT909K2</b> CA, MTR-CODE: ARX,AUM, CA, MTR-CODE: AGU,ARZ, CH-NO 1U-Y-390 001⇒</p> <p><b>CT909K3</b> CA, MTR-CODE: ARX,AUM, CA, MTR-CODE: AGU,ARZ, CH-NO 1U-Y-390 001⇒</p> <p><b>CT909K6</b> CA, MTR-CODE: AGU,ARZ, ⇒CH-NO 1U-Y-390 000</p> <p><b>CT909K7</b> CA, MTR-CODE: AGU,ARZ, ⇒CH-NO 1U-Y-390 000</p> <p><b>CT909WP1</b> CA, MTR-CODE: ARX,AUM, CA, MTR-CODE: AGU,ARZ, CH-NO 1U-Y-390 001⇒</p>
1.9 SDI	06/97-12/03	AQM, AGP	50	1896	<p>ALT, (AC) <b>6PK1660</b></p> <p>ALT, (AC), CH-NO 1U-3-726 897⇒, 1U-38684 073⇒ <b>6PK1660D2</b></p> <p>ALT, (-AC) <b>6PK906</b></p> <p>ONLY WITH VD1089 <b>MS17</b></p> <p>ONLY WITH VD1076 <b>MS37</b></p> <p>ALT, (Bosch), FOR ALT: 70A, OE-NO 038 903 023 K, FOR ALT: 90A, OE-NO 038 903 023 L, FOR ALT: 120A, OE-NO 038 903 023 E <b>AP9001</b></p> <p>ALT, (Valeo), FOR ALT: 70A, OE-NO 038 903 023 Q, FOR ALT: 90A, OE-NO 038 903 023 R, FOR ALT: 120A, OE-NO 038 903 023 S <b>AP9001</b></p> <p>ALT, (Hitachi), FOR ALT: 120A, OE-NO 028 903 029 G <b>AP9001</b></p> <p>ALT, MTR-CODE: AGP, ⇒CH-NO 1U-W-113 660, (Bosch), FOR ALT: 70A, OE-NO 038 903 023 G, FOR ALT: 90A, OE-NO 038 903 023 H, FOR ALT: 120A, OE-NO 038 903 023 J <b>AP9016</b></p> <p>MTR-CODE: AQM, 08/2003⇒, CH-NO 1U-3-726 897⇒, 1U-38684 073⇒ <b>VD1076</b></p> <p>MTR-CODE: AGP <b>VD1089</b></p> <p>MTR-CODE: AQM, ⇒07/2003, ⇒CH-NO 1U-3-726 896, 1U-38684 072 <b>VD1089</b></p> <p><b>CT1044</b> CA, WP, MTR-CODE: AGP, MTR-NO 595 001⇒</p> <p><b>CT1044</b> CA, WP, MTR-CODE: AQM, MTR-NO 045 001⇒</p> <p><b>CT1044K1</b> CA, WP, MTR-CODE: AQM, MTR-NO 045 001⇒</p> <p><b>CT1044K1</b> CA, WP, MTR-CODE: AGP, MTR-NO 595 001⇒</p> <p><b>CT1044WP1</b> CA, WP, MTR-CODE: AGP, MTR-NO 595 001⇒</p> <p><b>CT946</b> CA, WP, MTR-CODE: AGP, ⇒MTR-NO 595 000</p> <p><b>CT946</b> CA, WP, MTR-CODE: AQM, ⇒MTR-NO 045 000</p>



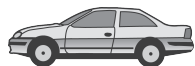


**SKODA**

OCTAVIA (1U2)  
↔ 1.9 TDI

09/02-09/04	ASZ	96	1896	<p>CT1028 CT1028K3 CT1028WP4</p>	<p>ALT, PS, AC ALT, PS ALT, (Bosch), FOR ALT: 70A, OE-NO 038 903 023 K, FOR ALT: 90A, OE-NO 038 903 023 L, FOR ALT: 120A, OE-NO 028 903 028 E ALT, (Valeo), FOR ALT: 70A, OE-NO 038 903 023 Q, FOR ALT: 90A, OE-NO 038 903 023 R, FOR ALT: 120A, OE-NO 038 903 023 S ALT, (Hitachi), FOR ALT: 120A, OE-NO 028 903 029 G, MTR-CODE: ASZ</p>	<p>6DPK1195 6PK1120 AP9001  AP9001  AP9001 VD1091</p>
10/05-12/10	AXR	74		<p>CT1028 CT1028K3 CT1028WP4</p>	<p>ALT, PS, (AC) ALT, PS, (-AC) ALT, (Bosch), FOR ALT: 70A, OE-NO 038 903 024 B, FOR ALT: 90A, OE-NO 038 903 024 D, FOR ALT: 120A, OE-NO 038 903 024 F, MTR-CODE: AXR</p>	<p>6DPK1195 6PK1120 AP9001  VD1091</p>
09/96-03/10	ALH, AGR	66		<p>CT1044 CT1044 CT1044K1 CT1044K1 CT1044WP1 CT1044WP1 CT946 CT946 CT946K1</p>	<p>ALT, PS, (AC) ALT, PS, (AC), CH-NO 1U-3-726 897⇒, 1U-38684 073⇒ ALT, PS, (-AC) ONLY WITH VD1089 ONLY WITH VD1076 ALT, (Bosch), FOR ALT: 70A, OE-NO 038 903 023 K, FOR ALT: 90A, OE-NO 038 903 023 L, FOR ALT: 120A, OE-NO 028 903 028 E ALT, (Valeo), FOR ALT: 70A, OE-NO 038 903 023 Q, FOR ALT: 90A, OE-NO 038 903 023 R, FOR ALT: 120A, OE-NO 038 903 023 S ALT, (Hitachi), FOR ALT: 120A, OE-NO 028 903 029 G ALT, MTR-CODE: AGR, ⇒CH-NO 1U-W-113 660, (Bosch), FOR ALT: 70A, OE-NO 038 903 023 G, FOR ALT: 90A, OE-NO 038 903 023 H, FOR ALT: 120A, OE-NO 038 903 023 J MTR-CODE: AGR, ALH, 08/2003⇒, CH-NO 1U-3-726 897⇒, 1U-38684 073⇒ MTR-CODE: AGR, ALH, ⇒07/2003, ⇒CH-NO 1U-3-726 896, 1U-38684 072</p>	<p>6PK1660 6PK1660D2  6PK906 MS17 MS37 AP9001  AP9001  AP9016  VD1076 VD1089</p>
08/97-01/06	ASV, AHF	81			<p>ALT, PS, (AC) ALT, PS, (AC), CH-NO 1U-3-726 897⇒, 1U-38684 073⇒ ALT, PS, (-AC) ONLY WITH VD1089 ONLY WITH VD1076 ALT, (Bosch), FOR ALT: 70A, OE-NO 038 903 023 K, FOR ALT: 90A, OE-NO 038 903 023 L, FOR ALT: 120A, OE-NO 028 903</p>	<p>6PK1660 6PK1660D2  6PK906 MS17 MS37 AP9001</p>

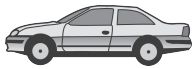




## SKODA

### OCTAVIA (1U2)

						028 E ALT, (Valeo), FOR ALT: 70A, OE-NO 038 903 023 Q, FOR ALT: 90A, OE-NO 038 903 023 R, FOR ALT: 120A, OE-NO 038 903 023 S ALT, (Hitachi), FOR ALT: 120A, OE-NO 028 903 029 G ALT, MTR-CODE: AHF, ⇒CH-NO 1U-W- 113 660, (Bosch), FOR ALT: 70A, OE-NO 038 903 023 G, FOR ALT: 90A, OE-NO 038 903 023 H, FOR ALT: 120A, OE-NO 038 903 023 J MTR-CODE: AHF, ASV, 08/2003⇒, CH-NO 1U-3-726 897⇒, 1U-38684 073⇒ MTR-CODE: AHF, ASV, ⇒07/2003, ⇒CH- NO 1U-3-726 896, 1U-38684 072 <b>CT1044</b> CA, WP, MTR-CODE: AHF, MTR-NO 595 001⇒ <b>CT1044</b> CA, WP, MTR-CODE: ASV, MTR-NO 150 001⇒ <b>CT1044K1</b> CA, WP, MTR-CODE: AHF, MTR-NO 595 001⇒ <b>CT1044K1</b> CA, WP, MTR-CODE: ASV, MTR-NO 150 001⇒ <b>CT1044WP1</b> CA, WP, MTR-CODE: ASV, MTR-NO 150 001⇒ <b>CT1044WP1</b> CA, WP, MTR-CODE: AHF, MTR-NO 595 001⇒ <b>CT946</b> CA, WP, MTR-CODE: AHF, ⇒MTR-NO 595 000 <b>CT946</b> CA, WP, MTR-CODE: ASV, ⇒MTR-NO 150 000	<b>AP9001</b>  <b>AP9001</b>  <b>AP9016</b>  <b>VD1076</b>  <b>VD1089</b>
2.0	04/99-05/07	AQY, APK, AZH, AEG, AZJ	85	1984		ALT, (AC) ALT, (-AC) ALT, (Bosch), FOR ALT: 120A, OE-NO 028 903 028 E ALT, (Valeo), FOR ALT: 120A, OE-NO 038 903 023 S ALT, (Hitachi), FOR ALT: 120A, OE-NO 028 903 029 G <b>CT908</b> CA <b>CT908K1</b> CA <b>CT908WP2</b> CA	<b>6DPK1195</b> <b>6PK1120</b> <b>AP9001</b>  <b>AP9001</b>  <b>AP9001</b>  <b>VD1107</b>
RS 1.8 T	05/01-01/06	AUQ	132	1781		ALT, PS, AC ALT, PS ALT, (Bosch), FOR ALT: 120A, OE-NO 028 903 028 E ALT, (Valeo), FOR ALT: 120A, OE-NO 038 903 023 S ALT, (Hitachi), FOR ALT: 120A, OE-NO 028 903 029 G <b>CT909</b> CA <b>CT909K2</b> CA <b>CT909K3</b> CA <b>CT909WP1</b> CA	<b>6DPK1195</b> <b>6PK1120</b> <b>AP9001</b>  <b>AP9001</b>  <b>AP9001</b>  <b>VD1107</b>
<b>OCTAVIA (1Z3)</b>							
1.2 TSI	02/10-	CBZB	77	1197		MTR-CODE: CBZB, ALT, (-AC) MTR-CODE: CBZB, ALT, (AC) ALT, (Bosch), FOR ALT: 140A, OE-NO 03F 903 023 D ALT, (Valeo), FOR ALT: 110A, OE-NO 03F 903 023 E	<b>6PK1432</b> <b>6PK1693</b> <b>AP9012</b>  <b>AP9012</b>
1.4	05/04-05/06	BCA	55	1390		ALT, (AC) ALT, (-AC) CA <b>CT957(SET)</b> CA <b>CT957K1</b> CA <b>CT957WP1</b> CA	<b>6PK1100</b> <b>6PK737</b>
	06/04-	BUD, CGGA	59			ALT, (AC) ALT, (-AC) CA, WP <b>CT957(SET)</b> CA, WP <b>CT957K1</b> CA, WP <b>CT957WP1</b> CA, WP	<b>6PK1100</b> <b>6PK737</b>
1.4 TSI	11/08-	CAXA	90	1390		ALT, (-AC) ALT, (AC) ALT, (Valeo), FOR ALT: 110A, OE-NO 03C903023G, FOR ALT: 140A, OE-NO	<b>6PK1090</b> <b>6PK1733</b> <b>AP9012</b>


**SKODA**
**SKODA**
**OCTAVIA (1Z3)**

						03C903023C, CH-NO 1Z-9-000001⇒	
1.6	06/04-	BGU, BSE, BSF, CCSA, CMXA	75	1595	CT908 CT908K1 CT908WP1	ALT, (AC) ALT, (-AC) MTR-CODE: CCSA, ALT, (Bosch), FOR ALT: 140A, OE-NO 06F903023F (Valeo), FOR ALT: 140A, OE-NO 06F903023C, 03L903023F CA CA CA	6PK1045 6PK900 AP9001  AP9001
1.6 FSI	02/04-10/08	BLF	85	1598		ALT, PS, (-AC) ALT, PS, AC	6PK1090 6PK1733
1.6 LPG	08/09-	CHGA	75	1595	CT908 CT908K1	ALT, (AC) ALT, (-AC) CA CA	6PK1045 6PK900
1.6 MultiFuel	01/08-	CCSA, CMXA	75	1595	CT908 CT908K1	ALT, (AC) ALT, (-AC) ALT, (Bosch), FOR ALT: 140A, OE-NO 06F903023F ALT, (Valeo), FOR ALT: 140A, OE-NO 06F903023C, 03L903023F CA CA	6PK1045 6PK900 AP9001  AP9001
1.6 TDI	06/09-	CAYC	77	1598	CT1139 CT1139K1 CT1139K2 CT1139WP4 CT1139WP6	MTR-CODE: CAYC, ALT, (AC) MTR-CODE: CAYC, ALT, (-AC) MTR-CODE: CAYC, ALT, (-AC)  ALT, (Bosch), FOR ALT: 140A, OE-NO 03L903023 ALT, (Valeo), FOR ALT: 140A, OE-NO 03L903023A MTR-CODE: CAYB, CAYC, ⇒10/2009 MTR-CODE: CAYB, CAYC, 11/2009⇒ MTR-CODE: CAYC, CA MTR-CODE: CAYC, CA, ⇒11/2010 MTR-CODE: CAYC, CA, 12/2010⇒ MTR-CODE: CAYC, CA, WP, ⇒11/2010 MTR-CODE: CAYC, CA, WP, 12/2010⇒	6PK1070 6PK842 ELAST 6PK842 ELAST T1 AP9001  AP9001  VD1076 VD1111
1.8 TSI	06/07-	BZB, CDAA	118	1798	CT1143	ALT ALT, (Bosch), FOR ALT: 140A, OE-NO 06B903016AB ALT, (Valeo), FOR ALT: 140A, OE-NO 06D903016A, 06J903023C WP	6PK1120 AP9009  AP9009
1.9 TDI	06/04-12/10	BKC, BJB, BLS, BXE	77	1896	CT1028 CT1028K3 CT1028WP3	ALT, (AC) ALT, (AC) ALT, (-AC) ONLY WITH VD1076 CH-NO 1Z-4-000 001⇒, ALT, (Valeo), FOR ALT: 110A, OE-NO 06F903023E, FOR ALT: 140A, OE-NO 06F903023C (Bosch), FOR ALT: 110A, OE-NO 06F903023D, FOR ALT: 140A, OE-NO 06F903023F CA, WP CA, WP CA, WP	6PK1050 6PK1050D2 6PK948 MS18 AP9001  AP9001  VD1076
2.0 FSI	11/04-	BLY, BLR, BVY, BVZ	110	1984	CT1088 CT1088K1	ALT, (AC) ALT, (-AC) ALT, (Bosch), FOR ALT: 140A, OE-NO 06F903023F ALT, (Valeo), FOR ALT: 140A, OE-NO 06F903023C CA CA	6PK1045 6PK900 AP9001  AP9001  VD1107
2.0 RS	10/05-	BWA, CCZA	147	1984		ALT, (AC), MTR-CODE: BWA ALT, (AC), MTR-CODE: CCZA ALT, (-AC), MTR-CODE: BWA ALT, (Bosch), FOR ALT: 140A, OE-NO 06F903023F, MTR-CODE: BWA ALT, (Valeo), FOR ALT: 140A, OE-NO 06F903023C, MTR-CODE: BWA ALT, (Bosch), FOR ALT: 140A, OE-NO 06B903016AB ALT, (Valeo), FOR ALT: 140A, OE-NO	6PK1054 6PK1120 6PK955 AP9001  AP9001  AP9009  AP9009





<b>SKODA</b>						
<b>OCTAVIA (1Z3)</b>						
						MTR-CODE: CCZA <b>AP9009</b> <b>VD1107</b>
					<b>CT1088</b> <b>CT1088K1</b> <b>CT1143</b>	CA, WP, MTR-CODE: BWA CA, WP, MTR-CODE: BWA WP, MTR-CODE: CCZA
2.0 TDI	11/05-	BMM	103	1968		ALT, PS, (AC) ALT, PS, (AC) ALT, PS, (-AC) ONLY WITH VD1076 ALT, (Bosch), FOR ALT: 110A, OE-NO 06F903023D, FOR ALT: 140A, OE-NO 06F903023F ALT, (Valeo), FOR ALT: 110A, OE-NO 06F903023E, FOR ALT: 140A, OE-NO 06F903023C <b>AP9001</b> <b>AP9001</b> <b>VD1076</b>
					<b>CT1028</b> <b>CT1028K3</b> <b>CT1028WP4</b>	CA, WP CA, WP CA, WP
	02/04-05/10	AZV	100			MTR-CODE: AZV, BKD, ALT, (AC) MTR-CODE: AZV, BKD, ALT, (AC) MTR-CODE: AZV, BKD, ALT, (-AC) ONLY WITH VD1076 ALT, (Bosch), FOR ALT: 110A, OE-NO 06F903023D, FOR ALT: 140A, OE-NO 06F903023F ALT, (Valeo), FOR ALT: 110A, OE-NO 06F903023E, FOR ALT: 140A, OE-NO 06F903023C <b>AP9001</b> <b>VD1076</b>
					<b>CT1051</b> <b>CT1051K1</b>  <b>CT1051K2</b>  <b>CT1051WP1</b> <b>CT1051WP2</b>	MTR-CODE: AZV, BKD, CA, WP CA, MTR-CODE: AZV, BKD, ⇒CH-NO 1Z-6A151 621, 1Z-62272 755, 1Z-68089 110 CA, MTR-CODE: AZV, BKD, CH-NO 1Z-6A151 622⇒, 1Z-62272 756⇒, 1Z-68089 111⇒ CA, MTR-CODE: AZV, BKD, ⇒CH-NO 1Z-6A151 621, 1Z-62272 755, 1Z-68089 110 CA, MTR-CODE: AZV, BKD, CH-NO 1Z-6A151 622⇒, 1Z-62272 756⇒, 1Z-68089 111⇒
	03/10-	CFHF, CLCA	81			ALT, (AC) ALT, (-AC) ALT, (-AC)  ALT, (Bosch), FOR ALT: 140A, OE-NO 06F903023F ALT, (Valeo), FOR ALT: 140A, OE-NO 03L903023F <b>AP9001</b> <b>AP9001</b> <b>VD1111</b>
					<b>CT1139</b> <b>CT1139K1</b> <b>CT1139K2</b> <b>CT1139WP4</b>  <b>CT1139WP6</b>	CA CA, ⇒11/2010 CA, 12/2010⇒ MTR-CODE: CFHF, CLCA, CA, WP, ⇒11/2010 MTR-CODE: CFHF, CLCA, CA, WP, 12/2010⇒
2.0 TDI 16V	02/04-	BKD, CFHC, CLCB	103	1968		MTR-CODE: AZV, BKD, ALT, (AC) MTR-CODE: AZV, BKD, ALT, (AC) MTR-CODE: CLOB, CFHC, ALT, (AC) MTR-CODE: CLCB, CFHC, ALT, (-AC) MTR-CODE: CLCB, CFHC, ALT, (-AC)  MTR-CODE: AZV, BKD, ALT, (-AC) ONLY WITH VD1076 ALT, (Bosch), FOR ALT: 110A, OE-NO 06F903023D, FOR ALT: 140A, OE-NO 06F903023F ALT, (Valeo), FOR ALT: 110A, OE-NO 06F903023E, FOR ALT: 140A, OE-NO 06F903023C MTR-CODE: BKD MTR-CODE: CFHC, CLCA, CLCB <b>AP9001</b> <b>AP9001</b> <b>VD1076</b> <b>VD1111</b>
					<b>CT1051</b> <b>CT1051K1</b>  <b>CT1051K2</b>	MTR-CODE: AZV, BKD, CA, WP CA, MTR-CODE: AZV, BKD, ⇒CH-NO 1Z-6A151 621, 1Z-62272 755, 1Z-68089 110 CA, MTR-CODE: AZV, BKD, CH-NO 1Z-6A151 622⇒, 1Z-62272 756⇒, 1Z-68089

**SKODA**





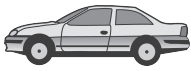

**SKODA**

**SKODA**

**OCTAVIA (1Z3)**

					<p><b>CT1051WP1</b> 111⇒ CA, MTR-CODE: AZV, BKD, ⇒CH-NO 1Z-6A151 621, 1Z-62272 755, 1Z-68089 110</p> <p><b>CT1051WP2</b> CA, MTR-CODE: AZV, BKD, CH-NO 1Z-6A151 622⇒, 1Z-62272 756⇒, 1Z-68089 111⇒</p> <p><b>CT1139</b> MTR-CODE: CLCB, CFHC, CA</p> <p><b>CT1139K1</b> MTR-CODE: CLCB, CFHC, CA, ⇒11/2010</p> <p><b>CT1139K2</b> MTR-CODE: CLCB, CFHC, CA, 12/2010⇒</p> <p><b>CT1139WP4</b> MTR-CODE: CFHC, CLCB, CA, WP, ⇒11/2010</p> <p><b>CT1139WP6</b> MTR-CODE: CFHC, CLCB, CA, WP, 12/2010⇒</p>	
2.0 TDI RS	04/06-	BMN, CEGA	125	1968	<p>ALT, (AC), MTR-CODE: BMN</p> <p>ALT, (-AC), MTR-CODE: BMN</p> <p>ALT, (AC), MTR-CODE: CEGA</p> <p>MTR-CODE: CEGA, ALT, (-AC)</p> <p>MTR-CODE: CEGA, ALT, (-AC)</p> <p>ALT, (-AC), MTR-CODE: BMN ONLY WITH VD1076</p> <p>ALT, (Bosch), FOR ALT: 110A, OE-NO 06F903023D, FOR ALT: 140A, OE-NO 06F903023F</p> <p>ALT, (Valeo), FOR ALT: 110A, OE-NO 06F903023E, FOR ALT: 140A, OE-NO 06F903023C</p> <p><b>CT1051</b> CA, MTR-CODE: BMN</p> <p><b>CT1051K2</b> CA, MTR-CODE: BMN</p> <p><b>CT1051WP2</b> MTR-CODE: BMN, CA</p> <p><b>CT1134</b> CA, MTR-CODE: CEGA</p> <p><b>CT1134K1</b> CA, MTR-CODE: CEGA</p> <p><b>CT1134WP1</b> MTR-CODE: CEGA, CA, WP</p>	<p><b>6PK1050</b></p> <p><b>6PK1050D2</b></p> <p><b>6PK1070</b></p> <p><b>6PK842 ELAST</b></p> <p><b>6PK842 ELAST T1</b></p> <p><b>6PK948</b></p> <p><b>MS18</b></p> <p><b>AP9001</b></p> <p><b>AP9001</b></p> <p><b>VD1076</b></p>
<b>OCTAVIA Combi (1U5)</b>						
1.4 16V	08/00-12/10	AXP, BCA	55	1390	<p>ALT, (-AC)</p> <p>ALT, (AC)</p> <p>CA</p> <p><b>CT957(SET)</b> CA</p> <p><b>CT957K1</b> CA</p> <p><b>CT957WP1</b> CA</p>	<p><b>6PK1080</b></p> <p><b>6PK1548</b></p>
1.6	07/98-09/04	AEE	55	1598	<p>ALT, PS</p> <p>ALT, PS, AC</p> <p>CA, MTR-CODE: AEE, ALM</p> <p>CA, MTR-CODE: AEE, ALM</p> <p>CA, MTR-CODE: AEE, ALM</p>	<p><b>6PK1080</b></p> <p><b>6PK1548</b></p>
	09/00-12/10	AVU, BFQ	75	1595	<p>ALT, PS, AC</p> <p>ALT, PS, (-AC)</p> <p>ALT, (Bosch), FOR ALT: 120A, OE-NO 028 903 028 E</p> <p>ALT, (Valeo), FOR ALT: 120A, OE-NO 038 903 023 S</p> <p>ALT, (Hitachi), FOR ALT: 120A, OE-NO 028 903 029 H</p> <p><b>CT908</b> CA</p> <p><b>CT908K1</b> CA</p> <p><b>CT908WP1</b> CA</p>	<p><b>6DPK1195</b></p> <p><b>6PK1120</b></p> <p><b>AP9001</b></p> <p><b>AP9001</b></p> <p><b>AP9001</b></p> <p><b>AP9001</b></p>
	07/98-12/07	AEH, AKL	74		<p>ALT, (AC)</p> <p>ALT, (-AC)</p> <p>ALT, (Bosch), FOR ALT: 120A, OE-NO 028 903 028 E</p> <p>ALT, (Valeo), FOR ALT: 120A, OE-NO 038 903 023 S</p> <p>ALT, (Hitachi), FOR ALT: 120A, OE-NO 028 903 029 G</p> <p>CA</p> <p><b>CT908</b> CA</p> <p><b>CT908K1</b> CA</p> <p><b>CT908WP1</b> CA</p>	<p><b>6DPK1195</b></p> <p><b>6PK1120</b></p> <p><b>AP9001</b></p> <p><b>AP9001</b></p> <p><b>AP9001</b></p>
1.8 20V	07/98-07/00	AGN	92	1781	<p>ALT, (AC)</p> <p>ALT, (-AC)</p> <p>CA</p> <p>CA, CH-NO 1U-Y2390 954⇒, 1U-Y8298 303⇒</p> <p>CA, CH-NO 1U-Y2390 954⇒, 1U-Y8298 303⇒</p> <p>CA, ⇒CH-NO 1U-Y2390 953, 1U-Y8298 302</p> <p>CA, ⇒CH-NO 1U-Y2390 953, 1U-Y8298</p>	<p><b>6DPK1195</b></p> <p><b>6PK1120</b></p> <p><b>VD1107</b></p>

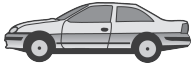




## SKODA

### OCTAVIA Combi (1U5)

					<b>CT909WP1</b>	302 CA, CH-NO 1U-Y2390 954⇒, 1U-Y8298 303⇒	
1.8 T	07/98-12/10	AGU, ARZ, ARX, AUM	110	1781		ALT, PS, AC ALT, PS MTR-CODE: AGU, ARX, AUM ALT, (Bosch), FOR ALT: 120A, OE-NO 028 903 028 E ALT, (Valeo), FOR ALT: 120A, OE-NO 038 903 023 S ALT, (Hitachi), FOR ALT: 120A, OE-NO 028 903 029 G	<b>6DPK1195</b> <b>6PK1120</b> <b>AP9001</b> <b>AP9001</b> <b>AP9001</b> <b>AP9001</b> <b>VD1107</b>
					<b>CT909</b>	CA	
					<b>CT909K2</b>	CA, MTR-CODE: ARX,AUM, CA, MTR-CODE: AGU,ARZ, CH-NO 1U-Y-390 001⇒	
					<b>CT909K3</b>	CA, MTR-CODE: ARX,AUM, CA, MTR-CODE: AGU,ARZ, CH-NO 1U-Y-390 001⇒	
					<b>CT909K6</b>	CA, MTR-CODE: AGU,ARZ, ⇒CH-NO 1U-Y-390 000	
					<b>CT909K7</b>	CA, MTR-CODE: AGU,ARZ, ⇒CH-NO 1U-Y-390 000	
					<b>CT909WP1</b>	CA, MTR-CODE: ARX,AUM, CA, MTR-CODE: AGU,ARZ, CH-NO 1U-Y-390 001⇒	
1.8 T 4x4	05/01-05/06	ARX	110	1781		ALT, PS, AC ALT, PS ALT, (Bosch), FOR ALT: 120A, OE-NO 028 903 028 E ALT, (Valeo), FOR ALT: 120A, OE-NO 038 903 023 S ALT, (Hitachi), FOR ALT: 120A, OE-NO 028 903 029 G	<b>6DPK1195</b> <b>6PK1120</b> <b>AP9001</b> <b>AP9001</b> <b>AP9001</b> <b>VD1107</b>
					<b>CT909</b>	CA	
					<b>CT909K2</b>	CA, MTR-CODE: ARX,AUM, CA, MTR-CODE: AGU,ARZ, CH-NO 1U-Y-390 001⇒	
					<b>CT909K3</b>	CA, MTR-CODE: ARX,AUM, CA, MTR-CODE: AGU,ARZ, CH-NO 1U-Y-390 001⇒	
					<b>CT909K6</b>	CA, MTR-CODE: AGU,ARZ, ⇒CH-NO 1U-Y-390 000	
					<b>CT909K7</b>	CA, MTR-CODE: AGU,ARZ, ⇒CH-NO 1U-Y-390 000	
					<b>CT909WP1</b>	CA, MTR-CODE: ARX,AUM, CA, MTR-CODE: AGU,ARZ, CH-NO 1U-Y-390 001⇒	
1.9 SDI	07/98-12/03	AQM, AGP	50	1896		ALT, (AC) ALT, (AC), CH-NO 1U-3-726 897⇒, 1U-38684 073⇒ ALT, (-AC) ONLY WITH VD1089 ONLY WITH VD1076 ALT, (Bosch), FOR ALT: 70A, OE-NO 038 903 023 K, FOR ALT: 90A, OE-NO 038 903 023 L, FOR ALT: 120A, OE-NO 028 903 028 E ALT, (Valeo), FOR ALT: 70A, OE-NO 038 903 023 Q, FOR ALT: 90A, OE-NO 038 903 023 R, FOR ALT: 120A, OE-NO 038 903 023 S ALT, (Hitachi), FOR ALT: 120A, OE-NO 028 903 029 G ALT, MTR-CODE: AGP, ⇒CH-NO 1U-W-113 660, (Bosch), FOR ALT: 70A, OE-NO 038 903 023 G, FOR ALT: 90A, OE-NO 038 903 023 H, FOR ALT: 120A, OE-NO 038 903 023 J MTR-CODE: AQM, 08/2003⇒, CH-NO 1U-3-726 897⇒, 1U-38684 073⇒ MTR-CODE: AGP MTR-CODE: AQM, ⇒07/2003, ⇒CH-NO 1U-3-726 896, 1U-38684 072	<b>6PK1660</b> <b>6PK1660D2</b> <b>6PK906</b> <b>MS17</b> <b>MS37</b> <b>AP9001</b> <b>AP9001</b> <b>AP9001</b> <b>AP9001</b> <b>AP9001</b> <b>AP9016</b> <b>VD1076</b> <b>VD1089</b> <b>VD1089</b>
					<b>CT1044</b>	CA, WP, MTR-CODE: AGP, MTR-NO 595 001⇒	
					<b>CT1044</b>	CA, WP, MTR-CODE: AQM, MTR-NO 045 001⇒	
					<b>CT1044K1</b>	CA, WP, MTR-CODE: AQM, MTR-NO 045 001⇒	
					<b>CT1044K1</b>	CA, WP, MTR-CODE: AGP, MTR-NO 595 001⇒	



**SKODA**

OCTAVIA Combi (1U5)



1.9 TDI

09/02-09/04

ASZ

96

1896

**CT1044WP1** CA, WP, MTR-CODE: AGP, MTR-NO 595 001⇒  
**CT946** CA, WP, MTR-CODE: AGP, ⇒MTR-NO 595 000  
**CT946** CA, WP, MTR-CODE: AQM, ⇒MTR-NO 045 000

**6DPK1195**  
**6PK1120**  
**AP9001**  
 ALT, PS, AC  
 ALT, PS  
 ALT, (Bosch), FOR ALT: 70A, OE-NO 038 903 023 K, FOR ALT: 90A, OE-NO 038 903 023 L, FOR ALT: 120A, OE-NO 028 903 028 E  
 ALT, (Valeo), FOR ALT: 70A, OE-NO 038 903 023 Q, FOR ALT: 90A, OE-NO 038 903 023 R, FOR ALT: 120A, OE-NO 038 903 023 S  
 ALT, (Hitachi), FOR ALT: 120A, OE-NO 028 903 029 G, MTR-CODE: ASZ  
**AP9001**  
**AP9001**  
**VD1091**  
**CT1028** CA  
**CT1028K3** CA  
**CT1028WP4** CA

08/00-12/10

ATD, AXR

74

**6DPK1195**  
**6PK1120**  
**AP9001**  
 ALT, PS, (AC)  
 ALT, PS, (-AC)  
 ALT, (Bosch), FOR ALT: 70A, OE-NO 038 903 024 B, FOR ALT: 90A, OE-NO 038 903 024 D, FOR ALT: 120A, OE-NO 038 903 024 F, MTR-CODE: AXR  
 ALT, (Bosch), FOR ALT: 70A, OE-NO 038 903 023 K, FOR ALT: 90A, OE-NO 038 903 023 L, FOR ALT: 120A, OE-NO 028 903 028 E, MTR-CODE: ATD  
 ALT, (Valeo), FOR ALT: 70A, OE-NO 038 903 023 Q, 038 903 024 C, FOR ALT: 90A, OE-NO 038 903 023 R, FOR ALT: 120A, OE-NO 038 903 023 S, 038 903 024 G, MTR-CODE: ATD  
 ALT, (Hitachi), FOR ALT: 120A, OE-NO 028 903 029 G, MTR-CODE: ATD  
**AP9001**  
**AP9001**  
**VD1091**  
**CT1028** MTR-CODE: ATD, AXR, CA, WP  
**CT1028K2** MTR-CODE: ATD, ⇒CH-NO 1U-2A006 980, 1U-32704 906, 1U-38677 465, CA, WP  
**CT1028K3** MTR-CODE: ATD, CH-NO 1U-2A006 981⇒, 1U-32704 907⇒, 1U-38677 466⇒, CA, WP  
**CT1028K3** MTR-CODE: AXR, CA, WP  
**CT1028K4** MTR-CODE: ATD, ⇒CH-NO 1U-2A006 980, 1U-32704 906, 1U-38677 465, CA, WP  
**CT1028WP4** MTR-CODE: ATD, CA, WP, CH-NO 1U-2A006 981⇒, 1U-32704 907⇒, 1U-38677 466⇒  
**CT1028WP4** MTR-CODE: AXR, CA, WP

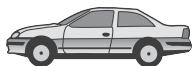
07/98-03/10

ALH, AGR

66

**6PK1660**  
**6PK1660D2**  
**6PK906**  
**MS17**  
**MS37**  
**AP9001**  
 ALT, PS, (AC)  
 ALT, PS, (AC), CH-NO 1U-3-726 897⇒, 1U-38684 073⇒  
 ALT, PS, (-AC)  
 ONLY WITH VD1089  
 ONLY WITH VD1076  
 ALT, (Bosch), FOR ALT: 70A, OE-NO 038 903 023 K, FOR ALT: 90A, OE-NO 038 903 023 L, FOR ALT: 120A, OE-NO 028 903 028 E  
 ALT, (Valeo), FOR ALT: 70A, OE-NO 038 903 023 Q, FOR ALT: 90A, OE-NO 038 903 023 R, FOR ALT: 120A, OE-NO 038 903 023 S  
 ALT, (Hitachi), FOR ALT: 120A, OE-NO 028 903 029 G  
 ALT, MTR-CODE: AGR, ⇒CH-NO 1U-W-113 660, (Bosch), FOR ALT: 70A, OE-NO 038 903 023 G, FOR ALT: 90A, OE-NO 038 903 023 H, FOR ALT: 120A, OE-NO 038 903 023 J  
 MTR-CODE: AGR, ALH, 08/2003⇒, CH-NO 1U-3-726 897⇒, 1U-38684 073⇒  
**AP9001**  
**AP9016**  
**VD1076**





## SKODA

OCTAVIA Combi (1U5)

					<p>MTR-CODE: AGR, ALH, ⇒07/2003, ⇒CH-NO 1U-3-726 896, 1U-38684 072 <b>VD1089</b></p> <p><b>CT1044</b> CA, WP, MTR-CODE: AGR, MTR-NO 565 001⇒</p> <p><b>CT1044</b> CA, WP, MTR-CODE: ALH, MTR-NO 500 001⇒</p> <p><b>CT1044K1</b> CA, WP, MTR-CODE: AGR, MTR-NO 565 001⇒</p> <p><b>CT1044K1</b> CA, WP, MTR-CODE: ALH, MTR-NO 500 001⇒</p> <p><b>CT1044WP1</b> CA, WP, MTR-CODE: ALH, MTR-NO 500 001⇒</p> <p><b>CT1044WP1</b> CA, WP, MTR-CODE: AGR, MTR-NO 565 001⇒</p> <p><b>CT946</b> CA, WP, MTR-CODE: AGR, ⇒MTR-NO 565 000</p> <p><b>CT946</b> CA, WP, MTR-CODE: ALH, ⇒MTR-NO 500 000</p> <p><b>CT946K1</b> CA, WP, MTR-CODE: AGR, ⇒MTR-NO 044 441</p>
	07/98-01/06	ASV, AHF	81		<p>ALT, PS, (AC) <b>6PK1660</b></p> <p>ALT, PS, (AC), CH-NO 1U-3-726 897⇒, 1U-38684 073⇒ <b>6PK1660D2</b></p> <p>ALT, PS, (-AC) <b>6PK906</b></p> <p>ONLY WITH VD1089 <b>MS17</b></p> <p>ONLY WITH VD1076 <b>MS37</b></p> <p>ALT, (Bosch), FOR ALT: 70A, OE-NO 038 903 023 K, FOR ALT: 90A, OE-NO 038 903 023 L, FOR ALT: 120A, OE-NO 028 903 028 E <b>AP9001</b></p> <p>ALT, (Valeo), FOR ALT: 70A, OE-NO 038 903 023 Q, FOR ALT: 90A, OE-NO 038 903 023 R, FOR ALT: 120A, OE-NO 038 903 023 S <b>AP9001</b></p> <p>ALT, (Hitachi), FOR ALT: 120A, OE-NO 028 903 029 G <b>AP9001</b></p> <p>ALT, MTR-CODE: AHF, ⇒CH-NO 1U-W-113 660, (Bosch), FOR ALT: 70A, OE-NO 038 903 023 G, FOR ALT: 90A, OE-NO 038 903 023 H, FOR ALT: 120A, OE-NO 038 903 023 J <b>AP9016</b></p> <p>MTR-CODE: AHF, ASV, 08/2003⇒, CH-NO 1U-3-726 897⇒, 1U-38684 073⇒ <b>VD1076</b></p> <p>MTR-CODE: AHF, ASV, ⇒07/2003, ⇒CH-NO 1U-3-726 896, 1U-38684 072 <b>VD1089</b></p> <p><b>CT1044</b> CA, WP, MTR-CODE: AHF, MTR-NO 595 001⇒</p> <p><b>CT1044</b> CA, WP, MTR-CODE: ASV, MTR-NO 150 001⇒</p> <p><b>CT1044K1</b> CA, WP, MTR-CODE: AHF, MTR-NO 595 001⇒</p> <p><b>CT1044K1</b> CA, WP, MTR-CODE: ASV, MTR-NO 150 001⇒</p> <p><b>CT1044WP1</b> CA, WP, MTR-CODE: ASV, MTR-NO 150 001⇒</p> <p><b>CT1044WP1</b> CA, WP, MTR-CODE: AHF, MTR-NO 595 001⇒</p> <p><b>CT946</b> CA, WP, MTR-CODE: AHF, ⇒MTR-NO 595 000</p> <p><b>CT946</b> CA, WP, MTR-CODE: ASV, ⇒MTR-NO 150 000</p>
1.9 TDI 4x4	11/99-02/06	AGR	66	1896	<p>ALT, PS, (AC) <b>6PK1660</b></p> <p>ALT, PS, (AC), CH-NO 1U-3-726 897⇒, 1U-38684 073⇒ <b>6PK1660D2</b></p> <p>ALT, PS, (-AC) <b>6PK906</b></p> <p>ONLY WITH VD1089 <b>MS17</b></p> <p>ONLY WITH VD1076 <b>MS37</b></p> <p>ALT, (Bosch), FOR ALT: 70A, OE-NO 038 903 023 K, FOR ALT: 90A, OE-NO 038 903 023 L, FOR ALT: 120A, OE-NO 028 903 028 E <b>AP9001</b></p> <p>ALT, (Valeo), FOR ALT: 70A, OE-NO 038 903 023 Q, FOR ALT: 90A, OE-NO 038 903 023 R, FOR ALT: 120A, OE-NO 038 903 023 S <b>AP9001</b></p> <p>ALT, (Hitachi), FOR ALT: 120A, OE-NO 028 903 029 G <b>AP9001</b></p> <p>ALT, ⇒CH-NO 1U-W-113 660, (Bosch), <b>AP9016</b></p>

SKODA



SKODA

**SKODA**

OCTAVIA Combi (1U5)



					<p>FOR ALT: 70A, OE-NO 038 903 023 G, FOR ALT: 90A, OE-NO 038 903 023 H, FOR ALT: 120A, OE-NO 038 903 023 J MTR-CODE: AGR, ALH, 08/2003⇒, CH- NO 1U-3-726 897⇒, 1U-38684 073⇒ MTR-CODE: AGR, ALH, ⇒07/2003, ⇒CH- NO 1U-3-726 896, 1U-38684 072</p> <p><b>VD1076</b></p> <p><b>VD1089</b></p> <p><b>CT1044</b> CA, WP, MTR-CODE: AGR, MTR-NO 565 001⇒</p> <p><b>CT1044</b> CA, WP, MTR-CODE: ALH, MTR-NO 50 0001⇒</p> <p><b>CT1044K1</b> CA, WP, MTR-CODE: AGR, MTR-NO 565 001⇒</p> <p><b>CT1044K1</b> CA, WP, MTR-CODE: ALH, MTR-NO 500 001⇒</p> <p><b>CT1044WP1</b> CA, WP, MTR-CODE: ALH, MTR-NO 500 001⇒</p> <p><b>CT1044WP1</b> CA, WP, MTR-CODE: AGR, MTR-NO 565 001⇒</p> <p><b>CT946</b> CA, WP, MTR-CODE: AGR, ⇒MTR-NO 565 000</p> <p><b>CT946</b> CA, WP, MTR-CODE: ALH, ⇒MTR-NO 500 000</p> <p><b>CT946K1</b> CA, WP, MTR-CODE: AGR, ⇒MTR-NO 044 441</p>
	09/00-01/06	ATD	74		<p>ALT, PS, (-AC) ALT, PS, (-AC) ALT, (Bosch), FOR ALT: 70A, OE-NO 038 903 023 K, FOR ALT: 90A, OE-NO 038 903 023 L, FOR ALT: 120A, OE-NO 028 903 028 E ALT, (Valeo), FOR ALT: 70A, OE-NO 038 903 023 Q, 038 903 024 C, FOR ALT: 90A, OE-NO 038 903 023 R, FOR ALT: 120A, OE-NO 038 903 023 S, 038 903 024 G ALT, (Hitachi), FOR ALT: 120A, OE-NO 028 903 029 G</p> <p><b>6DPK1195</b> <b>6PK1120</b> <b>AP9001</b></p> <p><b>AP9001</b></p> <p><b>AP9001</b></p> <p><b>VD1091</b></p> <p><b>CT1028</b> MTR-CODE: ATD, AXR, CA, WP</p> <p><b>CT1028K2</b> MTR-CODE: ATD, ⇒CH-NO 1U-2A006 980, 1U-32704 906, 1U-38677 465, CA, WP</p> <p><b>CT1028K3</b> MTR-CODE: ATD, CH-NO 1U-2A006 981⇒, 1U-32704 907⇒, 1U-38677 466⇒, CA, WP</p> <p><b>CT1028K3</b> MTR-CODE: AXR, CA, WP</p> <p><b>CT1028K4</b> MTR-CODE: ATD, ⇒CH-NO 1U-2A006 980, 1U-32704 906, 1U-38677 465, CA, WP</p> <p><b>CT1028WP4</b> MTR-CODE: ATD, CA, WP, CH-NO 1U-2A006 981⇒, 1U-32704 907⇒, 1U-38677 466⇒</p> <p><b>CT1028WP4</b> MTR-CODE: AXR, CA, WP</p>
2.0	04/99-05/07	AQY, APK, AZH, AEG, AZJ	85	1984	<p>ALT, (AC) ALT, (-AC) ALT, (Bosch), FOR ALT: 120A, OE-NO 028 903 028 E ALT, (Valeo), FOR ALT: 120A, OE-NO 038 903 023 S ALT, (Hitachi), FOR ALT: 120A, OE-NO 028 903 029 G</p> <p><b>6DPK1195</b> <b>6PK1120</b> <b>AP9001</b></p> <p><b>AP9001</b></p> <p><b>AP9001</b></p> <p><b>VD1107</b></p> <p><b>CT908</b> CA</p> <p><b>CT908K1</b> CA</p> <p><b>CT908WP2</b> CA</p>
2.0 4x4	01/00-12/10	ATF	88	1984	<p>ALT, (AC) ALT, (-AC)</p> <p><b>6DPK1195</b> <b>6PK1120</b></p> <p><b>CT908</b> CA</p> <p><b>CT908K1</b> CA</p> <p><b>CT908WP2</b> CA</p>
	08/00-09/04	AZH, AZJ	85		<p>ALT, (AC) ALT, (-AC) ALT, MTR-CODE: AEG, (Bosch,Valeo), FOR ALT: 120A ALT, MTR-CODE: APK,AQY,AZH, (Bosch, Valeo,Hitachi), FOR ALT: 120A</p> <p><b>6DPK1195</b> <b>6PK1120</b> <b>AP9001</b></p> <p><b>AP9001</b></p> <p><b>CT908</b> CA</p> <p><b>CT908K1</b> CA</p>





<b>SKODA</b>							
<b>OCTAVIA Combi (1U5)</b>							
↔					<b>CT908WP2</b>	CA	
RS 1.8 T	08/02-01/06	AUQ	132	1781		ALT, PS, AC ALT, PS ALT, (Bosch), FOR ALT: 120A, OE-NO 028 903 028 E ALT, (Valeo), FOR ALT: 120A, OE-NO 038 903 023 S ALT, (Hitachi), FOR ALT: 120A, OE-NO 028 903 029 G	<b>6DPK1195</b> <b>6PK1125</b> <b>AP9001</b> <b>AP9001</b> <b>AP9001</b> <b>VD1107</b>
					<b>CT909</b>	CA	
					<b>CT909K2</b>	CA	
					<b>CT909K3</b>	CA	
					<b>CT909WP1</b>	CA	
<b>OCTAVIA Combi (1Z5)</b>							
1.2 TSI	02/10-	CBZB	77	1197		MTR-CODE: CBZB, ALT, (-AC) MTR-CODE: CBZB, ALT, (AC) ALT, (Bosch), FOR ALT: 140A, OE-NO 03F 903 023 D ALT, (Valeo), FOR ALT: 110A, OE-NO 03F 903 023 E	<b>6PK1432</b> <b>6PK1693</b> <b>AP9012</b> <b>AP9012</b>
1.4	05/06-	BUD, CGGA	59	1390		ALT, (AC) ALT, (-AC)	<b>6PK1100</b> <b>6PK737</b>
					<b>CT957(SET)</b>	CA	
					<b>CT957K1</b>	CA	
					<b>CT957WP1</b>	CA	
1.4 TSI	11/08-	CAXA	90	1390		ALT, (-AC) ALT, (AC) ALT, (Valeo), FOR ALT: 110A, OE-NO 03C903023G, FOR ALT: 140A, OE-NO 03C903023C, CH-NO 1Z-9-000001⇒	<b>6PK1090</b> <b>6PK1733</b> <b>AP9012</b>
1.6	09/04-	BGU, BSE, BSF, CCSA, CMXA	75	1595		ALT, (AC) ALT, (-AC) MTR-CODE: CCSA, ALT, (Bosch), FOR ALT: 140A, OE-NO 06F903023F (Valeo), FOR ALT: 140A, OE-NO 06F903023C, 03L903023F	<b>6PK1045</b> <b>6PK900</b> <b>AP9001</b> <b>AP9001</b>
					<b>CT908</b>	CA	
					<b>CT908K1</b>	CA	
					<b>CT908WP1</b>	CA	
1.6 FSI	02/04-10/08	BLF	85	1598		ALT, PS, (-AC) ALT, PS, AC	<b>6PK1090</b> <b>6PK1733</b>
1.6 LPG	08/09-	CHGA	75	1595		ALT, (AC) ALT, (-AC)	<b>6PK1045</b> <b>6PK900</b>
					<b>CT908</b>	CA	
					<b>CT908K1</b>	CA	
1.6 MultiFuel	01/08-	CCSA, CMXA	75	1595		ALT, (AC) ALT, (-AC) ALT, (Bosch), FOR ALT: 140A, OE-NO 06F903023F ALT, (Valeo), FOR ALT: 140A, OE-NO 06F903023C, 03L903023F	<b>6PK1045</b> <b>6PK900</b> <b>AP9001</b> <b>AP9001</b>
					<b>CT908</b>	CA	
					<b>CT908K1</b>	CA	
1.6 TDI	06/09-	CAYC	77	1598		MTR-CODE: CAYC, ALT, (AC) MTR-CODE: CAYC, ALT, (-AC) MTR-CODE: CAYC, ALT, (-AC)  ALT, (Bosch), FOR ALT: 110A, OE-NO 06F903023D, FOR ALT: 140A, OE-NO 06F903023F, 03L903023 ALT, (Valeo), FOR ALT: 140A, OE-NO 03L903023F, 03L903023A MTR-CODE: CAYB, CAYC, ⇒10/2009 MTR-CODE: CAYB, CAYC, 11/2009⇒ MTR-CODE: CAYC, CA	<b>6PK1070</b> <b>6PK842 ELAST</b> <b>6PK842 ELAST</b> <b>T1</b> <b>AP9001</b>  <b>AP9001</b> <b>VD1076</b> <b>VD1111</b>
					<b>CT1139</b>	MTR-CODE: CAYC, CA, ⇒11/2010	
					<b>CT1139K1</b>	MTR-CODE: CAYC, CA, 12/2010⇒	
					<b>CT1139K2</b>	MTR-CODE: CAYC, CA, WP, ⇒11/2010	
					<b>CT1139WP4</b>	MTR-CODE: CAYC, CA, WP, 12/2010⇒	
					<b>CT1139WP6</b>		
1.6 TDI 4x4	06/09-	CAYC	77	1598		MTR-CODE: CAYC, ALT, (AC) MTR-CODE: CAYC, ALT, (-AC) MTR-CODE: CAYC, ALT, (-AC)  ALT, (Bosch), FOR ALT: 140A, OE-NO 06F903023F, 03L903023 ALT, (Valeo), FOR ALT: 140A, OE-NO 06F903023C, 03L903023F, 03L903023A	<b>6PK1070</b> <b>6PK842 ELAST</b> <b>6PK842 ELAST</b> <b>T1</b> <b>AP9001</b>  <b>AP9001</b>





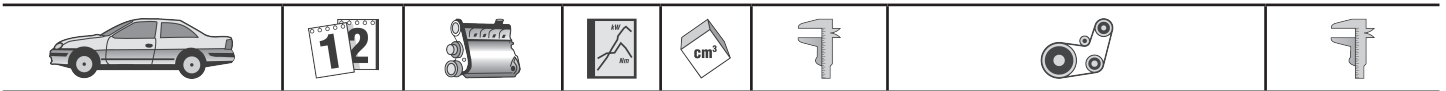
SKODA

**SKODA**

OCTAVIA Combi (1Z5)

						MTR-CODE: CAYB, CAYC, ⇨10/2009 MTR-CODE: CAYB, CAYC, 11/2009⇨ MTR-CODE: CAYC, CA MTR-CODE: CAYC, CA, ⇨11/2010 MTR-CODE: CAYC, CA, 12/2010⇨ MTR-CODE: CAYC, CA, WP, ⇨11/2010 MTR-CODE: CAYC, CA, WP, 12/2010⇨	VD1076 VD1111
1.8 TSI	06/07-	BZB, CDAA	118	1798	CT1139 CT1139K1 CT1139K2 CT1139WP4 CT1139WP6	ALT ALT, (Bosch), FOR ALT: 140A, OE-NO 06B903016AB ALT, (Valeo), FOR ALT: 140A, OE-NO 06D903016A, 06J903023C WP	6PK1120 AP9009 AP9009
1.8 TSI 4x4	11/08-	CDAA	118	1798	CT1143	ALT ALT, (Bosch), FOR ALT: 140A, OE-NO 06B903016AB ALT, (Valeo), FOR ALT: 140A, OE-NO 06D903016A, 06J903023C WP	6PK1120 AP9009 AP9009
1.9 TDI	09/04-12/10	BKC, BJB, BLS, BXE	77	1896	CT1143	ALT, (AC) ALT, (AC) ALT, (-AC) ONLY WITH VD1076 ALT, (Bosch), FOR ALT: 110A, OE-NO 06F903023D, FOR ALT: 140A, OE-NO 06F903023F ALT, (Valeo), FOR ALT: 110A, OE-NO 06F903023E, FOR ALT: 140A, OE-NO 06F903023C	6PK1050 6PK1050D2 6PK948 MS18 AP9001 AP9001 VD1076
1.9 TDI 4x4	11/04-12/10	BKC, BLS, BXE	77	1896	CT1028 CT1028K3 CT1028WP3	CA, WP CA, WP CA, WP	6PK1050 6PK1050D2 6PK948 MS18 AP9001 AP9001 VD1076
2.0 FSI	11/04-	BLY, BLR, BVY, BVZ	110	1984	CT1088 CT1088K1	ALT, (AC) ALT, (-AC) ALT, (Bosch), FOR ALT: 140A, OE-NO 06F903023F ALT, (Valeo), FOR ALT: 140A, OE-NO 06F903023C, 03L903023F	6PK1045 6PK900 AP9001 AP9001 VD1107
2.0 FSI 4x4	11/04-	BLX, BVX	110	1984	CT1088 CT1088K1	CA CA	6PK1045 6PK900 AP9001 AP9001 VD1107
2.0 RS	10/05-	BWA, CCZA	147	1984	CT1088 CT1088K1	CA CA	6PK1054 6PK1120 6PK955 AP9001 AP9001 AP9009 AP9009 AP9009 AP9009





## SKODA

### OCTAVIA Combi (1Z5)

					<b>CT1088</b> <b>CT1088K1</b> <b>CT1143</b>	CA, WP, MTR-CODE: BWA CA, WP, MTR-CODE: BWA WP, MTR-CODE: CCZA	<b>VD1107</b>
2.0 TDI	11/05-	BMM	103	1968		ALT, PS, (AC) ALT, PS, (AC) ALT, PS, (-AC) ONLY WITH VD1076 ALT, (Bosch), FOR ALT: 110A, OE-NO 06F903023D, FOR ALT: 140A, OE-NO 06F903023F ALT, (Valeo), FOR ALT: 110A, OE-NO 06F903023E, FOR ALT: 140A, OE-NO 06F903023C	<b>6PK1050</b> <b>6PK1050D2</b> <b>6PK948</b> <b>MS18</b> <b>AP9001</b>  <b>AP9001</b>  <b>VD1076</b>
	03/10-	CFHF, CLCA	81		<b>CT1028</b> <b>CT1028K3</b> <b>CT1028WP4</b>	CA, WP CA, WP CA, WP	<b>6PK1070</b> <b>6PK842 ELAST</b> <b>6PK842 ELAST</b> <b>T1</b> <b>AP9001</b>  <b>AP9001</b>  <b>VD1111</b>
					<b>CT1139</b> <b>CT1139K1</b> <b>CT1139K2</b> <b>CT1139WP4</b>  <b>CT1139WP6</b>	CA CA, ⇒11/2010 CA, 12/2010⇒ MTR-CODE: CFHF, CLCA, CA, WP, ⇒11/2010 MTR-CODE: CFHF, CLCA, CA, WP, 12/2010⇒	
2.0 TDI 16V	02/04-	BKD, CFHC, CLCB	103	1968		MTR-CODE: AZV, BKD, ALT, (AC) MTR-CODE: AZV, BKD, ALT, (AC) MTR-CODE: CLCB, CFHC, ALT, (AC) MTR-CODE: CLCB, CFHC, ALT, (-AC) MTR-CODE: CLCB, CFHC, ALT, (-AC)  MTR-CODE: AZV, BKD, ALT, (-AC) ONLY WITH VD1076 ALT, (Bosch), FOR ALT: 110A, OE-NO 06F903023D, FOR ALT: 140A, OE-NO 06F903023F ALT, (Valeo), FOR ALT: 110A, OE-NO 06F903023E, FOR ALT: 140A, OE-NO 06F903023C MTR-CODE: BKD MTR-CODE: CFHC, CLCA, CLCB	<b>6PK1050</b> <b>6PK1050D2</b> <b>6PK1070</b> <b>6PK842 ELAST</b> <b>6PK842 ELAST</b> <b>T1</b> <b>6PK948</b> <b>MS18</b> <b>AP9001</b>  <b>AP9001</b>  <b>VD1076</b> <b>VD1111</b>
					<b>CT1051</b> <b>CT1051K1</b>  <b>CT1051K2</b>  <b>CT1051WP1</b> <b>CT1051WP2</b>  <b>CT1139</b> <b>CT1139K1</b> <b>CT1139K2</b> <b>CT1139WP4</b>  <b>CT1139WP6</b>	MTR-CODE: AZV, BKD, CA, WP CA, MTR-CODE: AZV, BKD, ⇒CH-NO 1Z- 6A151 621, 1Z-62272 755, 1Z-68089 110 CA, MTR-CODE: AZV, BKD, CH-NO 1Z- 6A151 622⇒, 1Z-62272 756⇒, 1Z-68089 111⇒ CA, MTR-CODE: AZV, BKD, ⇒CH-NO 1Z- 6A151 621, 1Z-62272 755, 1Z-68089 110 CA, MTR-CODE: AZV, BKD, CH-NO 1Z- 6A151 622⇒, 1Z-62272 756⇒, 1Z-68089 111⇒ MTR-CODE: CLCB, CFHC, CA MTR-CODE: CLCB, CFHC, CA, ⇒11/2010 MTR-CODE: CLCB, CFHC, CA, 12/2010⇒ MTR-CODE: CFHC, CLCB, CA, WP, ⇒11/2010 MTR-CODE: CFHC, CLCB, CA, WP, 12/2010⇒	
	02/04-05/10	AZV	100			MTR-CODE: AZV, BKD, ALT, (AC) MTR-CODE: AZV, BKD, ALT, (AC) MTR-CODE: AZV, BKD, ALT, (-AC) ONLY WITH VD1076 ALT, (Bosch), FOR ALT: 110A, OE-NO 06F903023D, FOR ALT: 140A, OE-NO 06F903023F ALT, (Valeo), FOR ALT: 110A, OE-NO 06F903023E, FOR ALT: 140A, OE-NO 06F903023C	<b>6PK1050</b> <b>6PK1050D2</b> <b>6PK948</b> <b>MS18</b> <b>AP9001</b>  <b>AP9001</b>







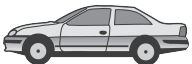







SKODA

**SKODA**

OCTAVIA Combi (1Z5)

					<b>CT1051</b> <b>CT1051K1</b> <b>CT1051K2</b> <b>CT1051WP1</b> <b>CT1051WP2</b>	MTR-CODE: AZV, BKD, CA, WP CA, MTR-CODE: AZV, BKD, ⇒CH-NO 1Z-6A151 621, 1Z-62272 755, 1Z-68089 110 CA, MTR-CODE: AZV, BKD, CH-NO 1Z-6A151 622⇒, 1Z-62272 756⇒, 1Z-68089 111⇒ CA, MTR-CODE: AZV, BKD, ⇒CH-NO 1Z-6A151 621, 1Z-62272 755, 1Z-68089 110 CA, MTR-CODE: AZV, BKD, CH-NO 1Z-6A151 622⇒, 1Z-62272 756⇒, 1Z-68089 111⇒	<b>VD1076</b>
2.0 TDI 16V 4x4	05/10-	CFHC	103	1968		ALT, (AC) ALT, (-AC) ALT, (-AC)  ALT, (Bosch), FOR ALT: 140A, OE-NO 06F903023F ALT, (Valeo), FOR ALT: 140A, OE-NO 03L903023F	<b>6PK1070</b> <b>6PK842 ELAST</b> <b>6PK842 ELAST T1</b> <b>AP9001</b>  <b>AP9001</b>  <b>VD1111</b>
2.0 TDI 4x4	07/06-	BMM	103	1968	<b>CT1139</b> <b>CT1139K1</b> <b>CT1139K2</b> <b>CT1139WP4</b> <b>CT1139WP6</b>	CA CA, ⇒11/2010 CA, 12/2010⇒ MTR-CODE: CFHC, CA, WP, ⇒11/2010 MTR-CODE: CFHC, CA, WP, 12/2010⇒	<b>6PK1050</b> <b>6PK1050D2</b> <b>6PK842 ELAST</b> <b>6PK842 ELAST T1</b> <b>6PK948</b> <b>MS18</b> <b>AP9001</b>  <b>AP9001</b>  <b>VD1076</b>
2.0 TDI RS	04/06-	BMN, CEGA	125	1968	<b>CT1028</b> <b>CT1028K3</b> <b>CT1028WP4</b>	CA, MTR-CODE: BMM CA, MTR-CODE: BMM MTR-CODE: BMM, CA	<b>6PK1050</b> <b>6PK1050D2</b> <b>6PK1070</b> <b>6PK842 ELAST</b> <b>6PK842 ELAST T1</b> <b>6PK948</b> <b>MS18</b> <b>AP9001</b>  <b>AP9001</b>  <b>VD1076</b>
					<b>CT1051</b> <b>CT1051K2</b> <b>CT1051WP2</b> <b>CT1134</b> <b>CT1134K1</b> <b>CT1134WP1</b>	ALT, (AC), MTR-CODE: BMN ALT, (AC), MTR-CODE: BMN ALT, (AC), MTR-CODE: CEGA MTR-CODE: CEGA, ALT, (-AC) MTR-CODE: CEGA, ALT, (-AC)  ALT, (-AC), MTR-CODE: BMN ONLY WITH VD1076 ALT, (Bosch), FOR ALT: 110A, OE-NO 06F903023D, FOR ALT: 140A, OE-NO 06F903023F ALT, (Valeo), FOR ALT: 110A, OE-NO 06F903023E, FOR ALT: 140A, OE-NO 06F903023C	<b>6PK1050</b> <b>6PK1050D2</b> <b>6PK1070</b> <b>6PK842 ELAST</b> <b>6PK842 ELAST T1</b> <b>6PK948</b> <b>MS18</b> <b>AP9001</b>  <b>AP9001</b>  <b>VD1076</b>
<b>OKTAVIA</b>							
1.1	04/59-02/62		29	1089		DYN, WP, FAN	17X950Li
	02/62-10/71		31			DYN, WP, FAN	17X950Li
1.2 Super	04/59-02/61		33	1221		DYN, WP, FAN	17X950Li
	02/61-10/71		32			DYN, WP, FAN	17X950Li
<b>RAPID</b>							
1.2	07/12-	CGPC	55	1198		ALT, (-AC) ALT, (AC)	6PK1453 6PK1873
1.2 TSI	07/12-	CBZA	63	1197		ALT, (-AC) ALT, (AC)	6PK1432 6PK1693
		CBZB	77			ALT, (-AC) ALT, (AC)	6PK1432 6PK1693
1.4 TSI	07/12-	CAXA	90	1390		ALT, (-AC) ALT, (AC)	6PK1090 6PK1733



       							
<b>SKODA</b>							
<b>RAPID</b>							
↔ 1.6 TDI	07/12-	CAYC	77	1598		ALT, (AC) ALT, (-AC) ALT, (-AC)	6PK1070 6PK842 ELAST 6PK842 ELAST T1 VD1111
					CT1139 CT1139K2 CT1139WP6	CA CA CA, WP	
<b>RAPID (120G, 130G, 135G)</b>							
1.2 (120G)	02/83-12/90		43	1164		ALT	AVX10X1000
1.3 (130G)	03/85-08/88	742,13	45	1280		ALT	AVX10X1000
	08/87-10/91		39			ALT	AVX10X1000
1.3 S (135GL)	09/84-12/90	135/8	43	1280		ALT	AVX10X1000
<b>ROOMSTER (5J)</b>							
1.2	05/06-01/07	BME	47	1198		ALT, (-AC) ALT, (AC)	6PK1453 6PK1873
	01/07-	BZG, CGPA	51			ALT, (-AC) ALT, (AC), MTR-CODE: BME	6PK1453 6PK1873
1.2 TDI	03/10-	CFWA	55	1199		ALT, (AC) ALT, (-AC) ALT, (-AC)	6PK1070 6PK842 ELAST 6PK842 ELAST T1
					CT1139 CT1139K1 CT1139K2 CT1139WP4 CT1139WP6	ALT, (Bosch), FOR ALT: 110A, OE-NO 03P903023E, FOR ALT: 140A, OE-NO 03P903023C, 03P903023A ALT, (Valeo), FOR ALT: 110A, OE-NO 03P903023F, FOR ALT: 140A, OE-NO 03P903023D, 03L903023A MTR-CODE: CAYA, CAYB, CAYC CA CA, ⇨11/2010 CA, 12/2010⇨ MTR-CODE: CFWA, CA, WP, ⇨11/2010 MTR-CODE: CFWA, CA, WP, 12/2010⇨	AP9001 AP9001 VD1111
1.2 TSI	03/10-	CBZB	77	1197		MTR-CODE: CBZA, CBZB, ALT, (-AC) MTR-CODE: CBZA, CBZB, ALT, (AC) ALT, (Bosch), FOR ALT: 140A, OE-NO 03F 903 023 D, 03C 903 023 F ALT, (Valeo), FOR ALT: 110A, OE-NO 03F 903 023 E	6PK1432 6PK1693 AP9012 AP9012
		CBZA	63			MTR-CODE: CBZA, CBZB, ALT, (-AC) MTR-CODE: CBZA, CBZB, ALT, (AC) ALT, (Bosch), FOR ALT: 140A, OE-NO 03F 903 023 D, 03C 903 023 F ALT, (Valeo), FOR ALT: 110A, OE-NO 03F 903 023 E	6PK1432 6PK1693 AP9012 AP9012
1.4	09/06-	BXW, CGGB	63	1390		ALT, (AC) ALT, (-AC)	6PK1080 6PK737
					CT957(SET) CT957K3 CT957WP3	CA CA CA	
1.4 TDI	07/06-03/10	BNM	51	1422		ALT, (-AC) ALT, (AC) ALT, (Bosch), OE-NO 045903023C, FOR ALT: 70A, OE-NO 045903023, FOR ALT: 90A, OE-NO 045903023H, FOR ALT: 110A, OE-NO 045903023A, FOR ALT: 120A	6PK820 6PK995 AP9001
					CT1028 CT1028K3 CT1028WP3	CA, WP CA, WP CA, WP	
	09/06-03/10	BNV, BMS	59			ALT, (AC), MTR-CODE: BMS ALT, (-AC), MTR-CODE: BNV, BMS ALT, (AC), MTR-CODE: BNV ALT, (Bosch), OE-NO 045903023C, FOR ALT: 70A, OE-NO 045903023, FOR ALT: 90A, OE-NO 045903023H, FOR ALT: 110A, OE-NO 045903023A, FOR ALT: 120A	6PK1180 6PK820 6PK995 AP9001
					CT1028 CT1028K3 CT1028WP3	CA, WP CA, WP CA, WP	
1.6	09/06-	BTS, CFNA	77	1598		ALT, (-AC) ALT, (AC)	6PK1090 6PK1733
1.6 TDI	03/10-	CAYB	66	1598		MTR-CODE: CAYA, CAYB, CAYC, ALT, (AC) MTR-CODE: CAYA, CAYB, CAYC, ALT, (-AC) MTR-CODE: CAYA, CAYB, CAYC, ALT, (-AC)	6PK1070 6PK842 ELAST 6PK842 ELAST T1





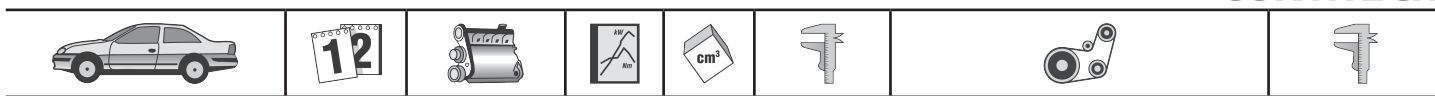
SKODA

**SKODA**

**ROOMSTER (5J)**

						ALT, (Bosch), FOR ALT: 110A, OE-NO 06F903023D, FOR ALT: 140A, OE-NO 06F903023F, 03L903023 ALT, (Valeo), FOR ALT: 140A, OE-NO 03L903023F, 03L903023A MTR-CODE: CAYA, CAYB, CAYC MTR-CODE: CAYA, CAYB, CAYC, CA MTR-CODE: CAYA, CAYB, CAYC, CA, ⇒11/2010 MTR-CODE: CAYA, CAYB, CAYC, CA, 12/2010⇒ MTR-CODE: CAYA, CAYB, CAYC, CA, WP, ⇒11/2010 MTR-CODE: CAYA, CAYB, CAYC, CA, WP, 12/2010⇒	AP9001 AP9001 VD1111
		CAYC	77			MTR-CODE: CAYA, CAYB, CAYC, ALT, (AC) MTR-CODE: CAYA, CAYB, CAYC, ALT, (-AC) MTR-CODE: CAYA, CAYB, CAYC, ALT, (-AC) ALT, (Bosch), FOR ALT: 110A, OE-NO 06F903023D, FOR ALT: 140A, OE-NO 06F903023F, 03L903023 ALT, (Valeo), FOR ALT: 140A, OE-NO 03L903023F, 03L903023A MTR-CODE: CAYA, CAYB, CAYC MTR-CODE: CAYA, CAYB, CAYC, CA MTR-CODE: CAYA, CAYB, CAYC, CA, ⇒11/2010 MTR-CODE: CAYA, CAYB, CAYC, CA, 12/2010⇒ MTR-CODE: CAYA, CAYB, CAYC, CA, WP, ⇒11/2010 MTR-CODE: CAYA, CAYB, CAYC, CA, WP, 12/2010⇒	6PK1070 6PK842 ELAST 6PK842 ELAST T1 AP9001 AP9001 VD1111
1.9 TDI	09/06-03/10	BLS, BSW	77	1896		ALT, (AC), MTR-CODE: BLS ALT, (AC) ALT, (-AC), MTR-CODE: AXR, BSW ONLY WITH VD1076 ALT, (Bosch), OE-NO 038903023K, FOR ALT: 70A, OE-NO 038903023L, FOR ALT: 90A, OE-NO 028903028E, FOR ALT: 120A (Valeo), OE-NO 038903023Q, FOR ALT: 70A, OE-NO 038903023R, FOR ALT: 90A ALT, (Bosch), OE-NO 045903023H, FOR ALT: 110A CA, WP CA, WP	6PK1180 6PK1180D1 6PK780 MS18 AP9001 AP9001 AP9001 VD1076
<b>ROOMSTER Praktik (5J)</b>							
1.2	03/07-	BZG, CGPA	51	1198		ALT, (-AC) ALT, (AC), CH-NO 5J-7-000 001⇒, MTR-CODE: BBM, BZG	6PK1453 6PK1873
1.2 TDI	03/10-	CFWA	55	1199		ALT, (Bosch), FOR ALT: 110A, OE-NO 03P903023E, FOR ALT: 140A, OE-NO 03P903023C, 03P903023A ALT, (Valeo), FOR ALT: 110A, OE-NO 03P903023F, FOR ALT: 140A, OE-NO 03P903023D, 03L903023A	AP9001 AP9001
1.2 TSI	03/10-	CBZA	63	1197		ALT, (Bosch), FOR ALT: 140A, OE-NO 03F 903 023 D, 03C 903 023 F ALT, (Valeo), FOR ALT: 110A, OE-NO 03F 903 023 E	AP9012 AP9012
1.4	03/07-	BXW, CGGB	63	1390		ALT, (AC) ALT, (-AC) CA CA CA	6PK1080 6PK737
1.4 TDI	03/07-03/10	BNV, BMS	59	1422		ALT, (AC), MTR-CODE: BMS ALT, (-AC), MTR-CODE: BNV, BMS ALT, (AC), MTR-CODE: BNV ALT, (Bosch), FOR ALT: 90A, OE-NO 045903023, FOR ALT: 120A, OE-NO 045903023A, MTR-CODE: BNV CA, WP CA, WP CA, WP	6PK1180 6PK820 6PK995 AP9001





## SKODA

ROOMSTER Praktik (5J)							
		BNM	51			ALT, (-AC) ALT, (AC) ALT, (Bosch), FOR ALT: 70A, OE-NO 045 903 023 C, FOR ALT: 90A, OE-NO 045 903 023, FOR ALT: 110A, OE-NO 045 903 023 H, FOR ALT: 120A, OE-NO 045 903 023 A CA, WP CA, WP CA, WP	6PK820 6PK995 AP9001
					<b>CT1028</b> <b>CT1028K3</b> <b>CT1028WP3</b>		
SUPERB (3T4)							
1.4 TSI	07/08-	CAXC	92	1390		ALT ALT, (Bosch), OE-NO 03C 903 023 A, FOR ALT: 140A, MTR-CODE: CAXA, CAXC ALT, (Valeo), OE-NO 03C 903 023 C, FOR ALT: 140A, MTR-CODE: CAXA, CAXC	6PK1733 AP9012 AP9012
1.6 TDI	09/10-	CAYC	77	1598		ALT, (AC) ALT, (Bosch), FOR ALT: 180A, OE-NO 03G903023, 03L903023D ALT, (Valeo), FOR ALT: 180A, OE-NO 021903026L, 03L903023B ALT, (Bosch), FOR ALT: 140A, OE-NO 03L903023 ALT, (Valeo), FOR ALT: 140A, OE-NO 03L903023A ALT, (Bosch), FOR ALT: 140A, OE-NO 06F903023N	6PK1070 AP9001 AP9001 AP9012 AP9012 AP9022 VD1111
					<b>CT1139</b> <b>CT1139K1</b> <b>CT1139K2</b> <b>CT1139WP4</b> <b>CT1139WP6</b>	CA CA, ⇨11/2010 CA, 12/2010⇨ MTR-CODE: CAYC, CA, WP, ⇨11/2010 MTR-CODE: CAYC, CA, WP, 12/2010⇨	
1.8 TSI	03/08-	BZB, CDAA	118	1798		ALT ALT, (Bosch), FOR ALT: 140A, OE-NO 06B903016AB ALT, (Valeo), FOR ALT: 140A, OE-NO 06D903016A, 06J903023C	6PK1120 AP9009 AP9009
					<b>CT1143</b>	WP	
	03/09-	CDAB	112			ALT ALT, (Bosch), FOR ALT: 140A, OE-NO 06B903016AB ALT, (Valeo), FOR ALT: 140A, OE-NO 06D903016A, 06J903023C	6PK1120 AP9009 AP9009
1.8 TSI 4x4	11/08-	CDAA	118	1798		ALT ALT, (Bosch), FOR ALT: 140A, OE-NO 06B903016AB ALT, (Valeo), FOR ALT: 140A, OE-NO 06D903016A, 06J903023C	6PK1120 AP9009 AP9009
					<b>CT1143</b>	WP	
	03/09-	CDAB	112			ALT ALT, (Bosch), FOR ALT: 140A, OE-NO 06B903016AB ALT, (Valeo), FOR ALT: 140A, OE-NO 06D903016A, 06J903023C	6PK1120 AP9009 AP9009
1.9 TDI	03/08-	BLS, BXE	77	1896		ALT ALT ONLY WITH VD1076 ALT, (Bosch), FOR ALT: 140A, OE-NO 06F903023N	6PK1050 6PK1050D2 MS37 AP9022 VD1076
					<b>CT1028</b> <b>CT1028K3</b> <b>CT1028WP1</b>	CA CA CA	
2.0 TDI	03/08-	BMP	103	1968		ALT ALT ONLY WITH VD1076 ALT, (Valeo), FOR ALT: 140A, OE-NO 06F903023P ALT, (Bosch), FOR ALT: 140A, OE-NO 06F903023N	6PK1050 6PK1050D2 MS37 AP9022 AP9022 VD1076
					<b>CT1028</b> <b>CT1028K3</b> <b>CT1028WP4</b>	CA CA CA	
	07/08-	CBBB, CFGB	125			MTR-CODE: CBBB, CFGB, CFFB, ALT ONLY WITH VD1076 ONLY WITH VD1111 ALT, (Bosch), FOR ALT: 180A, OE-NO	6PK1070 MS18 MS18 AP9001





SKODA

**SKODA**

SUPERB (3T4)

					<p>03G903023 ALT, (Valeo), FOR ALT: 180A, OE-NO 021903026L ALT, (Valeo), FOR ALT: 140A, OE-NO 06F903023P ALT, (Bosch), FOR ALT: 140A, OE-NO 06F903023N MTR-CODE: CBBB MTR-CODE: CFGB MTR-CODE: CBBB, CA MTR-CODE: CBBB, CA MTR-CODE: CBBB, CA, WP MTR-CODE: CFGB, CFFB, CA MTR-CODE: CFGB, CFFB, CA, ⇒11/2010 MTR-CODE: CFGB, CFFB, CA, 12/2010⇒ MTR-CODE: CFGB, CFFB, CA, WP, ⇒11/2010 MTR-CODE: CFGB, CFFB, CA, WP, 12/2010⇒</p>	<p>AP9001 AP9022 AP9022 VD1076 VD1111</p>
2.0 TDI 16V	01/09-	BKD, CFFB, CLJA	103	1968	<p>MTR-CODE: BKD, ALT, (AC) MTR-CODE: CFFB, CLJA, ALT, (AC) MTR-CODE: BKD, ALT, (-AC) ONLY WITH VD1076 ONLY WITH VD1111 ALT, (Bosch), FOR ALT: 180A, OE-NO 03G903023, MTR-CODE: CFFB, CLJA ALT, (Valeo), FOR ALT: 180A, OE-NO 021903026 L, MTR-CODE: CFFB, CLJA ALT, (Valeo), FOR ALT: 140A, OE-NO 06F903023P ALT, (Bosch), FOR ALT: 140A, OE-NO 06F903023N MTR-CODE: BKD MTR-CODE: CFFB, CLJA MTR-CODE: BKD, CA MTR-CODE: BKD, CA MTR-CODE: BKD, CA MTR-CODE: CFFB, CLJA, CA MTR-CODE: CFFB, CLJA, CA, ⇒11/2010 MTR-CODE: CFFB, CLJA, CA, 12/2010⇒ MTR-CODE: CFFB, CA, WP, ⇒11/2010 MTR-CODE: CFFB, CA, WP, 12/2010⇒</p>	<p>6PK1050 6PK1070 6PK948 MS37 MS37 AP9001 AP9001 AP9022 AP9022 VD1076 VD1111</p>
2.0 TDI 16V 4x4	11/10-	CFFB	103	1968	<p>MTR-CODE: CFFB, CLJA, ALT, (AC) ALT, (Bosch), FOR ALT: 180A, OE-NO 03G903023 ALT, (Valeo), FOR ALT: 180A, OE-NO 021903026L ALT, (Valeo), FOR ALT: 140A, OE-NO 06F903023P ALT, (Bosch), FOR ALT: 140A, OE-NO 06F903023N MTR-CODE: CFFB, CLJA MTR-CODE: CFFB, CLJA, CA MTR-CODE: CFFB, CLJA, CA, ⇒11/2010 MTR-CODE: CFFB, CLJA, CA, 12/2010⇒ MTR-CODE: CFFB, CA, WP, ⇒11/2010 MTR-CODE: CFFB, CA, WP, 12/2010⇒</p>	<p>6PK1070 AP9001 AP9001 AP9022 AP9022 VD1111</p>
2.0 TDI 4x4	09/08-	CBBB, CFGB	125	1968	<p>MTR-CODE: CBBB, CFGB, CFFB, ALT ONLY WITH VD1076 ONLY WITH VD1111 ALT, (Bosch), FOR ALT: 180A, OE-NO 03G903023 ALT, (Valeo), FOR ALT: 180A, OE-NO 021903026L ALT, (Valeo), FOR ALT: 140A, OE-NO 06F903023P ALT, (Bosch), FOR ALT: 140A, OE-NO 06F903023N MTR-CODE: CBBB MTR-CODE: CFGB MTR-CODE: CBBB, CA MTR-CODE: CBBB, CA MTR-CODE: CBBB, CA, WP MTR-CODE: CFGB, CFFB, CA MTR-CODE: CFGB, CFFB, CA, ⇒11/2010 MTR-CODE: CFGB, CFFB, CA, 12/2010⇒ MTR-CODE: CFGB, CFFB, CA, WP, ⇒11/2010</p>	<p>6PK1070 MS18 MS18 AP9001 AP9001 AP9022 AP9022 VD1076 VD1111</p>





<b>SKODA</b>							
<b>SUPERB (3T4)</b>							
					<b>CT1139WP6</b>	MTR-CODE: CFGB, CFFB, CA, WP, 12/2010⇒	
2.0 TSI	05/10-	CCZA	147	1984		ALT ALT, (Bosch), FOR ALT: 140A, OE-NO 06B903016AB ALT, (Valeo), FOR ALT: 140A, OE-NO 06D903016A, 06J903023C	<b>6PK1120</b> <b>AP9009</b> <b>AP9009</b>
3.6 FSI 4x4	04/09-		191	3597		ALT	<b>6PK1613</b>
3.6 V6 4x4	11/08-	CDVA	191	3580		ALT ALT, (Valeo), FOR ALT: 140A, OE-NO 06F903023P ALT, (Bosch), FOR ALT: 140A, OE-NO 06F903023N	<b>6PK1613</b> <b>AP9022</b> <b>AP9022</b>
<b>SUPERB (3U4)</b>							
1.8 T	12/01-03/08	AWT	110	1781		AC ALT, PS ALT, (Valeo), FOR ALT: 120A, OE-NO 06B903016E	<b>4PK855</b> <b>5PK1300</b> <b>AP9002</b>
					<b>CT909</b> <b>CT909K10</b> <b>CT909WP2</b>	CA CA CA	
1.9 TDI	12/01-03/08	AWX, AVF	96	1896		AC ALT, PS OUTER-Ø M8x37 mm OUTER-Ø M8x20 mm ALT, (Bosch), FOR ALT: 120A, OE-NO 028 903 031 ALT, (Valeo), FOR ALT: 120A, OE-NO 028 903 031 A, FOR ALT: 140A, OE-NO 028 903 029 R	<b>4PK855</b> <b>5PK1432</b> <b>MS17</b> <b>MS18</b> <b>AP9002</b> <b>AP9002</b>
					<b>CT1028</b> <b>CT1028K2</b> <b>CT1028K3</b> <b>CT1028K4</b> <b>CT1028WP4</b> <b>CT1028WP7</b>	CA CA, ⇒03/2002 CA, 04/2002⇒ CA, ⇒03/2002 CA, 04/2002⇒ CA, ⇒03/2002	<b>VD1090</b>
	08/02-10/05	AVB	74			AC ALT, PS OUTER-Ø M8x37 mm OUTER-Ø M8x20 mm ALT, (Bosch), FOR ALT: 120A, OE-NO 028 903 031 ALT, (Valeo), FOR ALT: 120A, OE-NO 028 903 031 A, FOR ALT: 140A, OE-NO 028 903 029 R	<b>4PK855</b> <b>5PK1432</b> <b>MS17</b> <b>MS18</b> <b>AP9002</b> <b>AP9002</b>
					<b>CT1028</b> <b>CT1028K2</b> <b>CT1028K3</b> <b>CT1028K4</b> <b>CT1028WP7</b>	CA CA, ⇒CH-NO 3U-29009506 CA, CH-NO 3U-29009507⇒ CA, ⇒CH-NO 3U-29009506 CA, ⇒CH-NO 3U-29009506	<b>VD1090</b>
	01/07-03/08	BPZ	85			AC ALT, PS, WP, FAN ALT, (Valeo), FOR ALT: 120A, OE-NO 028 903 031 A CA, WP CA, WP, CH-NO 3U-29015 229⇒ CA, WP	<b>4PK855</b> <b>5PK1432</b> <b>AP9002</b>
					<b>CT1028</b> <b>CT1028K3</b> <b>CT1028WP4</b>	CA, WP CA, WP, CH-NO 3U-29015 229⇒ CA, WP	
	10/05-05/07	BSV	77			AC ALT, PS, WP, FAN ALT, (Bosch), FOR ALT: 120A, OE-NO 028 903 031 ALT, (Valeo), FOR ALT: 120A, OE-NO 028 903 031 A, FOR ALT: 140A, OE-NO 028 903 029 R CA, WP CA, WP, CH-NO 3U-29015 229⇒ CA, WP	<b>4PK855</b> <b>5PK1432</b> <b>AP9002</b> <b>AP9002</b>
					<b>CT1028</b> <b>CT1028K3</b> <b>CT1028WP4</b>	CA, WP CA, WP, CH-NO 3U-29015 229⇒ CA, WP	
2.0	12/01-03/08	AZM	85	1984		AC ALT, PS ALT, (Valeo), FOR ALT: 120A, OE-NO 06B903016E ALT, (Bosch), FOR ALT: 120A, OE-NO 06B903016B	<b>4PK855</b> <b>5PK1300</b> <b>AP9002</b> <b>AP9007</b>
					<b>CT908</b> <b>CT908K1</b> <b>CT908WP2</b>	CA CA CA	


**SKODA**
**SKODA**
**SUPERB (3U4)**  
 ↔ 2.0 TDI

10/05-03/08

BSS

103

1968

**CT1028**  
**CT1028K2**  
**CT1028K3**  
**CT1028K4**

 AC  
 ALT, PS, WP, FAN  
 ALT, (Bosch), FOR ALT: 120A, OE-NO 028 903 031  
 ALT, (Valeo), FOR ALT: 120A, OE-NO 028 903 031 A, FOR ALT: 140A, OE-NO 028 903 029 R  
 CA, WP  
 CA, ⇨CH-NO 3U-29015 228  
 CA, WP, CH-NO 3U-29015 229⇨  
 CA, ⇨CH-NO 3U-29015 228

**4PK855**  
**5PK1432**  
**AP9002**  
  
**AP9002**

2.5 TDI

12/01-08/03

AYM

114

2496

**CT1015**  
**CT1015K1**  
**CT1015K2**  
**CT1015WP1**  
**CT1018**  
**CT1018K1**

 AC  
 ALT, PS  
 ALT, PS, AC  
 ONLY WITH VD1032

**4PK1237**  
**6PK2404**  
**6PK2404D1**  
**MS19**  
**VD1032**

06/03-03/08

BDG

120

**CT1015**  
**CT1015K1**  
**CT1015K2**  
**CT1015WP1**  
**CT1018**  
**CT1018K1**

 AC  
 ALT, PS  
 ALT, PS, AC  
 ONLY WITH VD1032

**4PK1237**  
**6PK2404**  
**6PK2404D1**  
**MS19**  
**VD1032**

2.8 V6

12/01-03/08

AMX

142

2771

**CT920**  
**CT920K1**  
**CT920K2**  
**CT920WP3**

 ALT, PS, AC  
 CA  
 CA  
 CA  
 CA
**6PK1880**
**SUPERB Kombi (3T5)**  
 1.4 TSI

10/09-

CAXC

92

1390

 ALT, (AC)  
 ALT, (Valeo), FOR ALT: 140A, OE-NO 03C903023C, MTR-CODE: CAXA, CAXB, CH-NO 3T-8-000001⇨  
 ALT, (Bosch), FOR ALT: 140A, OE-NO 03C903023A, MTR-CODE: CAXA, CAXB, CH-NO 3T-8-000001⇨

**6PK1733**  
**AP9012**
**AP9012**

1.6 TDI

09/10-

CAYC

77

1598

**CT1139**  
**CT1139K1**  
**CT1139K2**  
**CT1139WP4**  
**CT1139WP6**

 ALT, (AC)  
 ALT, (Bosch), FOR ALT: 180A, OE-NO 03G903023, 03L903023D  
 ALT, (Valeo), FOR ALT: 180A, OE-NO 021903026L, 03L903023B  
 ALT, (Bosch), FOR ALT: 140A, OE-NO 03L903023  
 ALT, (Valeo), FOR ALT: 140A, OE-NO 03L903023A  
 ALT, (Bosch), FOR ALT: 140A, OE-NO 06F903023N

**6PK1070**  
**AP9001**
**AP9001****AP9012****AP9012****AP9022****VD1111**

1.8 TSI

10/09-

CDAA

118

1798

**CT1143**
 ALT  
 ALT, (Bosch), FOR ALT: 140A, OE-NO 06B903016AB  
 ALT, (Valeo), FOR ALT: 140A, OE-NO 06D903016A, 06J903023C  
 WP

**6PK1120**  
**AP9009**
**AP9009**

CDAB

112

 ALT  
 ALT, (Bosch), FOR ALT: 140A, OE-NO 06B903016AB  
 ALT, (Valeo), FOR ALT: 140A, OE-NO 06D903016A, 06J903023C

**6PK1120**  
**AP9009**
**AP9009**

1.8 TSI 4x4

10/09-

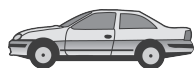
CDAA

118

1798

 ALT  
 ALT, (Bosch), FOR ALT: 140A, OE-NO 06B903016AB  
 ALT, (Valeo), FOR ALT: 140A, OE-NO

**6PK1120**  
**AP9009**
**AP9009**



## SKODA

### SUPERB Kombi (3T5)

Model	Year	Engine	Power (kW)	Year	Part Code	Description	Accessories
2.0 TDI	10/09-	CBBB, CFGB	125	1968	CT1143	WP	
					CDAB	112	
2.0 TDI	10/09-03/10	BMP	103	1968	CT1134	CA	
					CT1134K1	MTR-CODE: CBBB, CA	
2.0 TDI 16V	10/09-	BKD, CFFB, CLJA	103	1968	CT1028	CA	
					CT1028K3	CA	
2.0 TDI 16V	10/09-	BKD, CFFB, CLJA	103	1968	CT1028WP4	CA	
					CT1051	MTR-CODE: BKD, CA	
2.0 TDI 16V 4x4	11/10-	CFFB	103	1968	CT1139	MTR-CODE: CFFB, CLJA, CA	

SKODA





SKODA

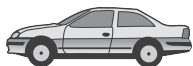
**SKODA**

**SUPERB Kombi (3T5)**

					<b>CT1139K1</b> MTR-CODE: CFFB, CLJA, CA, ⇒11/2010 <b>CT1139K2</b> MTR-CODE: CFFB, CLJA, CA, 12/2010⇒ <b>CT1139WP4</b> MTR-CODE: CFFB, CA, WP, ⇒11/2010 <b>CT1139WP6</b> MTR-CODE: CFFB, CA, WP, 12/2010⇒	
2.0 TDI 4x4	10/09-	CBBB, CFGB	125	1968	<b>CT1134</b> MTR-CODE: CBBB, CA <b>CT1134K1</b> MTR-CODE: CBBB, CA <b>CT1134WP1</b> MTR-CODE: CBBB, CA, WP <b>CT1139</b> MTR-CODE: CFGB, CFFB, CA <b>CT1139K1</b> MTR-CODE: CFGB, CFFB, CA, ⇒11/2010 <b>CT1139K2</b> MTR-CODE: CFGB, CFFB, CA, 12/2010⇒ <b>CT1139WP4</b> MTR-CODE: CFGB, CFFB, CA, WP, ⇒11/2010 <b>CT1139WP6</b> MTR-CODE: CFGB, CFFB, CA, WP, 12/2010⇒	<b>6PK1070</b> <b>MS18</b> <b>MS18</b> <b>AP9001</b>  <b>AP9001</b>  <b>AP9022</b>  <b>AP9022</b>  <b>VD1076</b> <b>VD1111</b>
2.0 TSI	05/10-	CCZA	147	1984	ALT ALT, (Bosch), FOR ALT: 140A, OE-NO 06B903016AB ALT, (Valeo), FOR ALT: 140A, OE-NO 06D903016A, 06J903023C	<b>6PK1120</b> <b>AP9009</b>  <b>AP9009</b>
3.6 V6 4x4	10/09-	CDVA	191	3580	ALT ALT, (Valeo), FOR ALT: 140A, OE-NO 06F903023P ALT, (Bosch), FOR ALT: 140A, OE-NO 06F903023N	<b>6PK1613</b> <b>AP9022</b>  <b>AP9022</b>

<b>YETI (5L)</b>						
1.2 TSI	09/09-	CBZB	77	1197	MTR-CODE: CBZB, ALT, (-AC) MTR-CODE: CBZB, ALT, (AC) ALT, (Valeo), FOR ALT: 110A, OE-NO 03F903023E ALT, (Bosch), FOR ALT: 140A, OE-NO 03F903023D	<b>6PK1432</b> <b>6PK1693</b> <b>AP9012</b>  <b>AP9012</b>
1.4 TSI	06/10-	CAXA	90	1390	ALT, (-AC) ALT, (AC) ALT, (Bosch), FOR ALT: 140A, OE-NO 03C903023C, 03C903023S ALT, (Valeo), FOR ALT: 140A, OE-NO 03C903025D, 03C903023T	<b>6PK1090</b> <b>6PK1733</b> <b>AP9012</b>  <b>AP9012</b>
1.6 TDI	11/10-	CAYC	77	1598	MTR-CODE: CAYC, ALT, (AC) MTR-CODE: CAYC, ALT, (-AC) MTR-CODE: CAYC, ALT, (-AC)  ALT, (Bosch), FOR ALT: 140A, OE-NO 03L903023 ALT, (Valeo), FOR ALT: 140A, OE-NO 03L903023A MTR-CODE: CAYC <b>CT1139</b> MTR-CODE: CAYC, CA <b>CT1139K2</b> MTR-CODE: CAYC, CA <b>CT1139WP6</b> MTR-CODE: CAYC, CA, WP	<b>6PK1070</b> <b>6PK842 ELAST</b> <b>6PK842 ELAST T1</b> <b>AP9001</b>  <b>AP9001</b>  <b>VD1111</b>
1.8 TSI 4x4	05/09-	CDAA	118	1798	ALT ALT, (Bosch), FOR ALT: 140A, OE-NO 06B903016AB ALT, (Valeo), FOR ALT: 140A, OE-NO 06D903016A, 06J903023C	<b>6PK1120</b> <b>AP9009</b>  <b>AP9009</b>
	11/09-	CDAB	112		<b>CT1143</b> WP <b>CT1143</b> WP	<b>6PK1120</b>
2.0 TDI	11/11-	CFHC	103	1968	ALT, (AC), MTR-CODE: CBDB, CFHC, CLCB MTR-CODE: CBDB, CFHC, CLCB, ALT, (-AC) MTR-CODE: CBDB, CFHC, CLCB, ALT, (-AC) ALT, (Bosch), FOR ALT: 110A, OE-NO 06F903023D, FOR ALT: 140A, OE-NO	<b>6PK1070</b>  <b>6PK842 ELAST</b>  <b>6PK842 ELAST T1</b> <b>AP9001</b>





## SKODA

YETI (5L)



SKODA

					<p>06F903023F, 03L903023, FOR ALT: 180A, OE-NO 03G903023 ALT, (Valeo), FOR ALT: 110A, OE-NO 06F903023E, FOR ALT: 140A, OE-NO 06F903023C, 03L903023A, FOR ALT: 180A, OE-NO 03L903023E ALT, (Hitachi), FOR ALT: 140A, OE-NO 03L903023F MTR-CODE: CFHC, CLCB CA, MTR-CODE: CFHC, CLCB MTR-CODE: CFHC, CLCB, CA, 12/2010⇒ MTR-CODE: CFHC, CLCB, CA, WP, 12/2010⇒</p>	<p><b>AP9001</b> <b>AP9001</b> <b>VD1111</b></p>
	11/09-	CFHA, CLCA	81		<p>MTR-CODE: CFHA, CFHC, CFHF, ALT, (AC) MTR-CODE: CFHA, CFHC, CFHF, ALT, (-AC) MTR-CODE: CFHA, CFHC, CFHF, ALT, (-AC) ALT, (Bosch), FOR ALT: 110A, OE-NO 06F903023D, FOR ALT: 140A, OE-NO 06F903023F, 03L903023, FOR ALT: 180A, OE-NO 03G903023 ALT, (Valeo), FOR ALT: 110A, OE-NO 06F903023E, FOR ALT: 140A, OE-NO 06F903023C, 03L903023A, FOR ALT: 180A, OE-NO 03L903023E ALT, (Hitachi), FOR ALT: 140A, OE-NO 03L903023F</p>	<p><b>6PK1070</b> <b>6PK842 ELAST</b> <b>6PK842 ELAST T1</b> <b>AP9001</b> <b>AP9001</b> <b>VD1111</b></p>
				<p><b>CT1139</b> <b>CT1139K2</b> <b>CT1139WP6</b></p>		
				<p><b>CT1139K1</b> <b>CT1139K2</b> <b>CT1139WP4</b> <b>CT1139WP6</b></p>		
2.0 TDI 4x4	11/09-	CFHF	81	1968	<p>MTR-CODE: CFHA, CFHC, CFHF, ALT, (AC) MTR-CODE: CFHA, CFHC, CFHF, ALT, (-AC) MTR-CODE: CFHA, CFHC, CFHF, ALT, (-AC) ALT, (Bosch), FOR ALT: 110A, OE-NO 06F903023D, FOR ALT: 140A, OE-NO 06F903023F, 03L903023, FOR ALT: 180A, OE-NO 03G903023 ALT, (Valeo), FOR ALT: 110A, OE-NO 06F903023E, FOR ALT: 140A, OE-NO 06F903023C, 03L903023A, FOR ALT: 180A, OE-NO 03L903023E ALT, (Hitachi), FOR ALT: 140A, OE-NO 03L903023F</p>	<p><b>6PK1070</b> <b>6PK842 ELAST</b> <b>6PK842 ELAST T1</b> <b>AP9001</b> <b>AP9001</b> <b>VD1111</b></p>
					<p><b>CT1139</b> <b>CT1139K1</b> <b>CT1139K2</b> <b>CT1139WP4</b> <b>CT1139WP6</b></p>	
	05/09-	CBDB, CFHC, CLCB	103		<p>ALT, (AC), MTR-CODE: CBDB, CFHC, CLCB MTR-CODE: CBDB, CFHC, CLCB, ALT, (-AC) MTR-CODE: CBDB, CFHC, CLCB, ALT, (-AC) ONLY WITH VD1076 ALT, (Bosch), FOR ALT: 110A, OE-NO 06F903023D, FOR ALT: 140A, OE-NO 06F903023F, 03L903023, FOR ALT: 180A, OE-NO 03G903023 ALT, (Valeo), FOR ALT: 110A, OE-NO</p>	<p><b>6PK1070</b> <b>6PK842 ELAST</b> <b>6PK842 ELAST T1</b> <b>MS18</b> <b>AP9001</b> <b>AP9001</b></p>





## SKODA

YETI (5L)



					06F903023E, FOR ALT: 140A, OE-NO 06F903023C, 03L903023A, FOR ALT: 180A, OE-NO 03L903023E ALT, (Hitachi), FOR ALT: 140A, OE-NO 03L903023F MTR-CODE: CBDB MTR-CODE: CFHC, CLCB MTR-CODE: CBDB, CA MTR-CODE: CBDB, CA MTR-CODE: CBDB, CA, WP CA, MTR-CODE: CFHC, CLCB MTR-CODE: CFHC, CLCB, CA, ⇒ 11/2010 MTR-CODE: CFHC, CLCB, CA, 12/2010⇒ MTR-CODE: CFHC, CLCB, CA, WP, ⇒ 11/2010 MTR-CODE: CFHC, CLCB, CA, WP, 12/2010⇒	AP9001 VD1076 VD1111
11/09-	CEGA, CFJA	125			MTR-CODE: CEGA, CFJA, ALT, (AC) MTR-CODE: CEGA, CFJA, ALT, (-AC) MTR-CODE: CEGA, CFJA, ALT, (-AC)  ONLY WITH VD1076 ALT, (Bosch), FOR ALT: 110A, OE-NO 06F903023D, FOR ALT: 140A, OE-NO 06F903023F, 03L903023, FOR ALT: 180A, OE-NO 03G903023 ALT, (Valeo), FOR ALT: 110A, OE-NO 06F903023E, FOR ALT: 140A, OE-NO 06F903023C, 03L903023A, FOR ALT: 180A, OE-NO 03L903023E ALT, (Hitachi), FOR ALT: 140A, OE-NO 03L903023F MTR-CODE: CEGA MTR-CODE: CFJA MTR-CODE: CEGA, CA MTR-CODE: CEGA, CA MTR-CODE: CEGA, CA, WP MTR-CODE: CFJA, CA MTR-CODE: CFJA, CA, ⇒ 11/2010 MTR-CODE: CFJA, CA, 12/2010⇒ MTR-CODE: CFJA, CA, WP, ⇒ 11/2010 MTR-CODE: CFJA, CA, WP, 12/2010⇒	6PK1070 6PK842 ELAST 6PK842 ELAST T1 MS18 AP9001  AP9001  AP9001 VD1076 VD1111

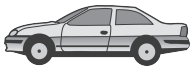
## SKODA (SVW )

<b>FABIA</b>						
1.4	12/08-	CDD	63	1390		AP9012
1.6	12/08-	CDE	77	1598		AP9012
<b>OCTAVIA</b>						
1.6	06/07-04/10	CDF	77	1595		ALT, (AC) 6PK1733
1.8 TSI	06/07-04/10	BYJ	118	1781		ALT 6PK1120
2.0	06/07-04/10	BXX	85	1984		ALT 6PK1045
					CT465	CA
<b>SUPERB</b>						
1.8 TSI	08/09-		118	1798		ALT 6PK1120 AP9009
2.0 TSI	08/09-		147	1984		ALT 6PK1120 AP9012

## SMART

<b>CABRIO (450)</b>						
0.6 (450.400, S1OLD2)	01/01-01/04	M160E6ALB05, M160.920	45	599		AC ALT 3PK850 4PK790
0.6 (450.432)	06/02-01/04	M160.920	52	599		AC ALT 3PK850 4PK790
0.6 (450.433, S1OLA1)	03/00-01/04	M160E6ALB03, M160.920	40	599		AC ALT 3PK850 4PK790
0.7 (450.400)	01/03-01/04	M160.910	45	698		AC ALT 3PK850 4PK790
0.7 (450.414)	01/03-01/04	M160.910	55	698		AC ALT 3PK850 4PK790
0.8 CDI (450.401, 450.402, 450.403, S1OLC1)	03/01-01/04	OM660DE8LA, OM660.940	30	799		AC ALT, PS 3PK850 5PK768
<b>CITY-COUPE (450)</b>						
0.6 (450.330, 450.332)	06/02-01/04	M160.920	52	599		AC ALT 3PK850 4PK790
0.6 (450.333, 450.335)	01/01-01/04	M160E6ALB05,	45	599		AC 3PK850





## SMART

### CITY-COUPE (450)

0.6 (450.341, S1CLA1)	07/98-01/04	M160.920	40	599	ALT	4PK790
		M160E6ALB03, M160.920			AC	3PK850
					ALT	4PK790
0.6 (450.342, S1CLB1)	07/98-01/04	M160E6ALB04, M160.920	33	599	AC	3PK850
					ALT	4PK790
0.7 (450.314)	01/03-01/04	M160.910	55	698	AC	3PK850
					ALT	4PK790
0.7 (450.336, 450.352, 450.353)	01/03-01/04	M160.910	45	698	AC	3PK850
					ALT	4PK790
0.7 (450.347)	01/03-01/04	M160.910	37	698	AC	3PK850
					ALT	4PK790
0.8 CDI (450.300, 450.301, 450.302, 450.303, 450.306...)	11/99-01/04	OM660DE8LA, OM660.940	30	799	AC	3PK850
					ALT	5PK768

### CROSSBLADE (450)

0.6 (450.418)	06/02-12/03	M160.920	52	599	AC	3PK850
					ALT, PS	4PK790

### FORFOUR (454)

1.1 (454.030)	01/04-06/06	M134.910	55	1124	AC	5PK1219
					ALT	5PK920
1.1 (454.033)	02/05-06/06	M134.911	47	1124	AC	5PK1219
					ALT	5PK920
1.3 (454.031)	01/04-06/06	M135.930	70	1332	AC	5PK1219
					ALT	5PK920
1.5 (454.032)	01/04-06/06	M135.950	80	1499	AC	5PK1219
			90		ALT	5PK920
					AC	5PK1219
					ALT	5PK920
1.5 BRABUS (454.034)	05/05-06/06		130	1468	ALT	4PK805
1.5 CDI (454.000)	09/04-06/06	OM639.939	50	1493	ALT	5PK1788
					ALT, (Valeo), FOR ALT: 115A, OE-NO 639 150 03 50, 639 150 02 50	AP9014
1.5 CDI (454.001)	09/04-06/06	OM639.939	70	1493	ALT	5PK1788
					ALT, (Valeo), FOR ALT: 115A, OE-NO 639 150 03 50, 639 150 02 50	AP9014

### FORTWO Cabrio (450)

0.7 (450.414, 450.441, 450.442, 450.443, 450.452)	01/04-01/07	M160.910	45	698	AC	3PK850
					ALT	4PK790
0.7 (450.452)	01/04-01/07	M160.910	55	698	AC	3PK850
					ALT	4PK790
0.8 CDI (450.401, 450.402, 450.403)	01/04-01/07	OM660DE8LA, OM660.940	30	799	AC	3PK850
					ALT, PS	5PK768

### FORTWO Cabrio (451)

0.8 CDi (451.400)	01/07-	OM660.950	33	799	AC	3PK806 ELAST
1.0 (451.431)	01/07-	M132.910	52	999	ALT	4PK800
1.0 Brabus (451.433)	01/08-	M132.930	72	999	ALT	4PK800
1.0 Turbo (451.432)	01/07-	M132.930	62	999	ALT	4PK800

### FORTWO Coupe (450)

0.7 (450.314)	01/04-01/07	M160.910	55	698	AC	3PK850
					ALT	4PK790
0.7 (450.331)	01/04-01/07	M160.910	37	698	AC	3PK850
					ALT	4PK790
0.7 (450.335, 450.336, 450.341, 450.342, 450.343...)	01/04-01/07	M160.910	45	698	AC	3PK850
					ALT	4PK790
0.8 CDI (450.300, 450.301, 450.302, 450.303, 450.306)	01/04-01/07	OM660DE8LA, OM660.940	30	799	AC	3PK850
					ALT, PS	5PK768

### FORTWO Coupe (451)

0.8 CDi (451.300)	01/07-	OM660.950	33	799	AC	3PK806 ELAST
					ALT	5PK768
1.0 (451.330, 451.334)	01/07-	M132.910	45	999	ALT	4PK800
1.0 (451.331, 451.380)	01/07-	M132.910	52	999	ALT	4PK800
1.0 Brabus (451.333)	01/08-	M132.930	72	999	ALT	4PK800
1.0 Turbo (451.332)	01/07-	M132.930	62	999	ALT	4PK800

### ROADSTER (452)

0.7 (452.432)	04/03-11/05		45	698	AC	3PK850
					ALT	4PK790
0.7 (452.434)	04/03-11/05		60	698	AC	3PK850
					ALT	4PK790
0.7 Brabus (452.437)	12/03-11/05	M160.923	74	698	AC	3PK850
					ALT	4PK790

### ROADSTER Coupe (452)

0.7 (452.332)	06/03-11/05		45	698	AC	3PK850
					ALT	4PK790
0.7 (452.334)	04/03-11/05		60	698	AC	3PK850
					ALT	4PK790





## SMART

<b>ROADSTER Coupe (452)</b> ↔ 0.7 Brabus (452.337)	12/03-11/05	M160.923	74	698		AC ALT	3PK850 4PK790
---	-------------	----------	----	-----	--	-----------	------------------

## SSANGYONG

<b>ACTYON</b> 200 Xdi 4WD	10/06-	D20DT	104	1998		ALT	6PK2257
<b>KORANDO (K4)</b> 2.5 D Allrad	06/93-05/97	XD3P	58	2498		PS ALT AC	AVX13X1150 AVX13X1175 AVX13X975
<b>KORANDO (KJ)</b> 2.3	05/97-	M111.970	103	2295		ALT, PS, AC	6PK2155
2.3 TDiC	07/98-		74	2299		ALT, (-AC) ALT, (AC), ⇒02/2000 ALT, (AC), 03/2000⇒	6PK2040 6PK2100 6PK2120
2.9 D (KJ)	12/96-	MB-OM662	72	2874		ALT, PS ALT, PS, AC	6PK2050 6PK2100
3.2	06/97-	M104.992	162	3199		ALT	6PK2245
	01/99-	M104.995	156			ALT	6PK2245
3.2 (KJ)	12/96-	M104.995	154	3199		ALT	6PK2245
<b>KORANDO Cabrio (KJ)</b> 3.2	06/97-	M104.992	162	3199		ALT	6PK2245
	01/99-	M104.995	156			ALT	6PK2245
3.2 4x4	06/97-11/02		154	3199		ALT	6PK2245
<b>KYRON</b> 2.0 Xdi	05/05-	D20DT	104	1998		ALT	6PK2257
2.0 Xdi 4x4	05/05-	D20DT	104	1998		ALT	6PK2257
2.7 Xdi	05/05-	D27DT	121	2696		ALT	6PK2257
<b>MUSSO (FJ)</b> 2.3	10/96-	M111.970	103	2295		ALT, PS, AC	6PK2155
2.3 D	10/95-	OM601.940, MB-OM661	59	2299		ALT, PS ALT, PS, AC	6PK2040 6PK2100
2.9 D	03/96-	MB-OM662	73	2874		ALT, PS ALT, PS, AC	6PK2040 6PK2100
2.9 TD	04/98-		88	2874		ALT, (-AC) ALT, (AC), ⇒03/2000 ALT, (AC), 03/2000⇒	6PK2040 6PK2100 6PK2120
3.2	06/96-	M104.992	162	3199		ALT	6PK2245
<b>REXTON (GAB_)</b> 2.7 Xdi	08/04-	D27DT	120	2696		ALT	6PK2257
2.9 TD	04/02-		88	2874		ALT	6PK2225
3.2	04/02-	G32D	162	3199		ALT, AC	6PK2225
<b>RODIUS</b> 2.7 Xdi	05/05-	D27DT	120	2696		ALT	6PK2257
2.7 Xdi 4WD	05/05-	D27DT	120	2696		ALT	6PK2257

## SUBARU

<b>FORESTER (SF)</b> 2.0	06/98-09/02	EJ20	92	1994		AC ALT CA CA	4PK895 5PK880
					CT1050 CT1050K1		
	08/97-09/02		90			AC ALT CA, 09/1998⇒ CA, ⇒08/1998 CA, ⇒08/1998	4PK895 5PK880
					CT1050 CT792 CT792K2		
2.0 S Turbo	06/98-04/01	EJ20	125	1994		AC ALT CA CA	4PK895 5PK880
					CT1058 CT1058K2		
	04/01-09/02	EJ205	130			AC ALT CA CA, ⇒05/2002	4PK895 5PK880
					CT1058 CT1058K2		
<b>FORESTER (SG)</b> 2.0	09/02-	EJ20	92	1994		AC ALT CA, 09/2002⇒, ⇒08/2005 CA	4PK895 5PK880
					CT1050 CT1050K1		
2.0 S Turbo	09/02-	EJ20	130	1994		AC ALT CA CA	4PK895 5PK880
					CT1058 CT1058K3		
2.0 X	09/05-	EJ204	116	1994		AC ALT CA	4PK895 5PK869
					CT1058		





<b>SUBARU</b>							
<b>FORESTER (SG)</b>							
↙					<b>CT1058K3</b>	CA	
2.5	12/03-	EJ25	155	2457		AC ALT	4PK895 5PK880
					<b>CT1058</b> <b>CT1058K2</b>	CA, MTR-CODE: EJ25D CA, MTR-CODE: EJ25D	
2.5 XT	09/05-	EJ255	169	2457		AC, MTR-CODE: EJ255LD ALT, MTR-CODE: EJ255LD	4PK895 5PK880
					<b>CT1058</b> <b>CT1058K3</b>	CA CA	
<b>FORESTER (SH)</b>							
2.0	01/08-	EJ20	110	1994		AC CA	4PK895
					<b>CT1058</b> <b>CT1058K3</b>	CA CA	
	01/10-	FB20		1995		ALT	7PK1834
2.0 D	09/08-		108	1998		ALT	7PK1834
<b>IMPREZA Coupe (GFC)</b>							
1.6	12/96-12/00	EJ16E	66	1597		AC ALT, (-PS) ALT, (PS)	4PK895 5PK690 5PK880
					<b>CT1050</b> <b>CT792</b> <b>CT792K1</b> <b>CT792K2</b>	CA, 08/1998⇒ CA CA, ⇒01/1997 CA, 01/1997⇒, ⇒12/1997	
1.6 4WD	12/96-12/00	EJ161	66	1597		AC ALT, (-PS) ALT, (PS)	4PK890 5PK690 5PK880
					<b>CT1050</b> <b>CT1050K1</b> <b>CT792</b> <b>CT792K1</b> <b>CT792K2</b>	CA, 08/1998⇒ CA, 08/1998⇒ CA, ⇒12/1997 CA, ⇒01/1997 CA, 01/1997⇒, ⇒12/1997	
2.0	11/95-09/00	EJ20E	85	1994		AC ALT, (PS)	4PK885 5PK880
					<b>CT792</b> <b>CT792K1</b>	CA CA	
2.0 4WD	12/95-12/00	EJ20	85	1994		AC ALT, (-PS) ALT, (PS)	4PK885 5PK690 5PK880
					<b>CT1050</b> <b>CT792</b> <b>CT792K1</b> <b>CT792K2</b>	CA, 08/1998⇒ CA, ⇒08/1998 CA, ⇒01/1997 CA, 01/1997⇒, ⇒12/1997	
2.0 AWD	09/98-09/00	EJ205P	206	1994		AC ALT	4PK885 5PK880
					<b>CT1058</b>	CA	
2.0 Turbo 4WD	12/96-12/00	EJ20G	155	1994		AC ALT	4PK885 5PK880
					<b>CT1058</b> <b>CT1058K1</b> <b>CT1058K2</b>	CA CA, ⇒10/1998 CA, 10/1998⇒	
<b>IMPREZA Schrägheck (GR)</b>							
1.5	02/08-	EL15	79	1498		ALT	5PK869
					<b>CT1058</b> <b>CT1058K3</b>	CA CA	
1.5 Allrad	02/08-	EL15	79	1498		ALT	5PK869
					<b>CT1058</b> <b>CT1058K3</b>	CA CA	
2.0	02/08-	EJ204	110	1994		ALT	5PK869
					<b>CT1058</b> <b>CT1058K3</b>	CA CA	
2.0 Allrad	01/08-	EJ204	110	1994		ALT	5PK869
					<b>CT1058</b> <b>CT1058K3</b>	CA CA	
2.0 D Allrad	01/09-		110	1998		ALT, (AC)	7PK1834
2.5	02/08-	EJ257	221	2457		ALT	5PK869
					<b>CT1058</b> <b>CT1058K3</b>	CA CA	
2.5 Allrad	01/08-	EJ257	221	2457		AC ALT	4PK895 5PK880
					<b>CT1058</b> <b>CT1058K3</b>	CA CA	
<b>IMPREZA Station Wagon (GD, GG)</b>							
1.5	05/06-	EL15	77	1498		AC ALT	4PK895 5PK869
					<b>CT1058</b> <b>CT1058K3</b>	CA CA	
	06/01-08/05		74			AC ALT	4PK895 5PK869

**SUBARU**



**SUBARU**

## SUBARU

### IMPREZA Station Wagon (GD, GG)

					CT1058	CA	
	10/05-		81			AC ALT	4PK895 5PK869
					CT1058	CA	
1.5 AWD	10/05-	EL15	81	1498		AC ALT	4PK895 5PK869
					CT1058	CA	
1.6	12/00-	EJ16	70	1597		AC ALT, (-PS) ALT, (PS)	4PK885 5PK690 5PK880
					CT1050 CT1050K1	CA CA	
2.0	12/00-	EJ20	92	1994		AC ALT, (-PS) ALT, (PS)	4PK895 5PK690 5PK880
					CT1050 CT1050K1	CA CA	
2.0 AWD	10/05-		184	1994		AC ALT	4PK895 5PK880
					CT1058	CA	
2.0 R	09/05-	EJ20, EJ204	118	1994		AC ALT	4PK895 5PK869
					CT1058 CT1058K3	CA CA	
2.0 Turbo	12/00-	EJ205	160	1994		AC ALT	4PK895 5PK880
					CT1058 CT1058K2 CT1058K3	CA CA, ⇨09/2002 CA, 10/2002⇨	
2.0 WRX Turbo	12/02-	EJ205	165	1994		AC ALT	4PK895 5PK880
					CT1058 CT1058K3	CA CA	
2.5 AWD	10/05-	EJ257	221	2457		AC ALT	4PK895 5PK880
					CT1058	CA	
2.5 WRX	09/05-	EJ255	169	2457		AC ALT	4PK895 5PK880
					CT1058 CT1058K3	CA CA	

### IMPREZA Station Wagon (GF)

1.6 i	06/98-12/00	EJ161	70	1597		AC ALT, (-PS) ALT, (PS)	4PK885 5PK690 5PK880
					CT1050 CT1050K1	CA CA	
1.6 i 4WD	06/98-12/00	EJ161	70	1597		AC ALT, (-PS) ALT, (PS)	4PK885 5PK690 5PK880
					CT1050 CT1050K1	CA CA	
	08/92-12/00	EJ16	66			AC, ⇨07/1995 AC, 08/1995⇨ ALT, (-PS) ALT, (PS)	4PK855 4PK895 5PK690 5PK880
					CT1050 CT792 CT792K1 CT792K2	CA, 08/1998⇨ CA CA, ⇨01/1997 CA, 01/1997⇨, ⇨12/1997	
1.8 i 4WD	08/92-12/00	EJ18	76	1820		AC ALT, (-PS) ALT, (PS)	4PK895 5PK690 5PK880
					CT1050 CT792 CT792K1 CT792K2	CA, 08/1998⇨ CA, ⇨07/1998 CA, ⇨01/1997 CA, 01/1997⇨, ⇨12/1997	
2.0	09/96-08/98	EJ20E	85	1994		AC ALT, (PS)	4PK885 5PK880
					CT792 CT792K1	CA CA	
	09/98-09/00	EJ201	92			AC ALT, (PS)	4PK885 5PK880
					CT1050	CA	
2.0 16V AWD	06/98-12/00	EJ20	92	1994		AC ALT, (-PS) ALT, (PS)	4PK885 5PK690 5PK880
					CT1050 CT1050K1	CA CA	





<b>SUBARU</b>							
<b>IMPREZA Station Wagon (GF)</b>							
↔ 2.0 4WD	12/95-12/00	EJ20	85	1994	CT1050 CT792 CT792K1 CT792K2	AC ALT, (-PS) ALT, (PS) CA, 08/1998⇒ CA, ⇒08/1998 CA, ⇒01/1997 CA, 01/1997⇒, ⇒12/1997	4PK885 5PK690 5PK880
2.0 i Turbo 4WD	03/94-12/00	EJ20 (Turbo)	155	1994	CT1058 CT1058K1 CT1058K2	AC ALT CA CA, ⇒10/1998 CA, 10/1998⇒	4PK885 5PK880
2.0 Turbo GT 4WD	06/98-12/00	EJ205	160	1994	CT1058 CT1058K1 CT1058K2	AC ALT CA CA, ⇒10/1998 CA, 10/1998⇒	4PK885 5PK880
<b>IMPREZA Stufenheck (GC)</b>							
1.6 i	06/98-12/00	EJ161	70	1597	CT1050 CT1050K1	AC ALT, (-PS) ALT, (PS) CA CA	4PK885 5PK690 5PK880
	08/92-12/00	EJ16	66		CT1050 CT792 CT792K1 CT792K2	AC, ⇒07/1995 AC, 08/1995⇒ ALT, (-PS) ALT, (PS) CA, 08/1998⇒ CA CA, ⇒01/1997 CA, 01/1997⇒, ⇒12/1997	4PK855 4PK895 5PK690 5PK880
1.6 i 4WD	06/98-12/00	EJ161	70	1597	CT1050 CT1050K1	AC ALT, (-PS) ALT, (PS) CA CA	4PK885 5PK690 5PK880
	08/92-12/00	EJ16	66		CT1050 CT792 CT792K1 CT792K2	AC, ⇒07/1995 AC, 08/1995⇒ ALT, (-PS) ALT, (PS) CA, 08/1998⇒ CA CA, ⇒01/1997 CA, 01/1997⇒, ⇒12/1997	4PK855 4PK895 5PK690 5PK880
1.8	11/95-06/96	EJ18E	76	1820	CT792 CT792K1	AC ALT, (PS) CA CA	4PK895 5PK880
1.8 i 4WD	08/92-12/00	EJ18, EJ18E	76	1820	CT1050 CT792 CT792K1 CT792K2	AC, 02/1995⇒ AC, ⇒02/1995 ALT, (-PS) ALT, (PS) CA, 08/1998⇒ CA, ⇒07/1998 CA, ⇒01/1997 CA, 01/1997⇒, ⇒12/1997	4PK890 4PK895 5PK690 5PK880
2.0	09/98-09/00	EJ201	92	1994	CT1050	AC ALT, (PS) CA	4PK885 5PK880
	07/96-08/98	EJ20E	85		CT792 CT792K1	AC ALT, (PS) CA CA	4PK885 5PK880
2.0 i 4WD	06/98-12/00	EJ20	92	1994	CT1050 CT1050K1	AC ALT, (-PS) ALT, (PS) CA CA	4PK885 5PK690 5PK880
	10/95-12/00		85		CT1050 CT792 CT792K1 CT792K2	AC ALT, (-PS) ALT, (PS) CA, 08/1998⇒ CA, ⇒08/1998 CA, ⇒01/1997 CA, 01/1997⇒, ⇒12/1997	4PK885 5PK690 5PK880
2.0 Turbo GT 4WD	06/98-12/00	EJ205	160	1994	CT1058	AC ALT CA	4PK885 5PK880

**SUBARU**






## SUBARU

### IMPREZA Stufenheck (GC)

↔					<b>CT1058K1</b>	CA, ⇨10/1998	
					<b>CT1058K2</b>	CA, 10/1998⇨	
	03/94-12/00	EJ20 (Turbo)	155			AC ALT	<b>4PK885</b> <b>5PK880</b>
					<b>CT1058</b>	CA	
					<b>CT1058K1</b>	CA, ⇨10/1998	
					<b>CT1058K2</b>	CA, 10/1998⇨	

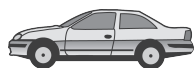
### IMPREZA Stufenheck (GD, GG)

1.5	05/06-	EL15	77	1498		AC ALT	<b>4PK895</b> <b>5PK880</b>
					<b>CT1058</b>	CA	
					<b>CT1058K3</b>	CA	
	06/01-09/05		74	1493		AC ALT	<b>4PK895</b> <b>5PK869</b>
					<b>CT1058</b>	CA	
1.5 AWD	10/05-	EL15	81	1498		AC ALT	<b>4PK895</b> <b>5PK869</b>
					<b>CT1058</b>	CA	
1.6 AWD	12/00-	EJ16	70	1597		AC ALT, (-PS) ALT, (PS)	<b>4PK885</b> <b>5PK690</b> <b>5PK880</b>
					<b>CT1050</b>	CA	
					<b>CT1050K1</b>	CA	
2.0	12/00-	EJ20	92	1994		AC ALT, (-PS) ALT, (PS)	<b>4PK895</b> <b>5PK690</b> <b>5PK880</b>
					<b>CT1050</b>	CA	
					<b>CT1050K1</b>	CA	
2.0 AWD	10/05-	EJ205P	206	1994		AC ALT	<b>4PK885</b> <b>5PK880</b>
			184		<b>CT1058</b>	CA	
						AC ALT	<b>4PK895</b> <b>5PK880</b>
					<b>CT1058</b>	CA	
2.0 R	09/05-	EJ204	118	1994		AC ALT	<b>4PK895</b> <b>5PK869</b>
					<b>CT1058</b>	CA	
					<b>CT1058K3</b>	CA	
2.0 WRX STi	11/01-	EJ207	195	1994		AC ALT	<b>4PK895</b> <b>5PK880</b>
					<b>CT1058</b>	CA	
					<b>CT1058K2</b>	CA, ⇨09/2002	
					<b>CT1058K3</b>	CA, 10/2002⇨	
2.0 WRX Turbo	12/00-	EJ205	160	1994		AC ALT	<b>4PK895</b> <b>5PK880</b>
					<b>CT1058</b>	CA	
					<b>CT1058K2</b>	CA, ⇨09/2002	
					<b>CT1058K3</b>	CA, 10/2002⇨	
	12/02-		165			AC ALT	<b>4PK895</b> <b>5PK880</b>
					<b>CT1058</b>	CA	
					<b>CT1058K3</b>	CA	
2.5 AWD	03/01-09/05	EJ251	130	2457		AC ALT	<b>4PK895</b> <b>5PK880</b>
					<b>CT1050</b>	CA	
	10/05-	EJ257	221			AC ALT	<b>4PK895</b> <b>5PK880</b>
					<b>CT1058</b>	CA	
2.5 WRX	09/05-	EJ255	169	2457		AC ALT	<b>4PK895</b> <b>5PK880</b>
					<b>CT1058</b>	CA	
					<b>CT1058K3</b>	CA	
2.5 WRX STi	09/05-	EJ257	206	2457		AC ALT	<b>4PK895</b> <b>5PK880</b>
					<b>CT1058</b>	CA	
					<b>CT1058K3</b>	CA	

### JUSTY I (KAD)

1000	11/84-06/89	EF10	40	998		PS ALT, 01/1989⇨, (CAT) ALT, ⇨12/1988	<b>3PK670</b> <b>4PK725</b> <b>AVX10X675</b> <b>AVX10X690</b>
					<b>CT680</b>	ALT, 01/1989⇨, (-CAT) CA	
	05/87-10/95		37			PS ALT, 01/1989⇨, (CAT) ALT, ⇨12/1988	<b>3PK670</b> <b>4PK725</b> <b>AVX10X675</b> <b>AVX10X690</b>
					<b>CT680</b>	ALT, 01/1989⇨, (-CAT) CA	
1000 4WD (KAD-A)	11/84-12/90	EF10	40	998		PS	<b>3PK670</b>





## SUBARU

### JUSTY I (KAD)

						ALT, 01/1989⇒, (CAT) ALT, ⇒12/1988 ALT, 01/1989⇒, (-CAT) CA	4PK725 AVX10X675 AVX10X690
	05/87-11/94		37		CT680	PS ALT, 01/1989⇒, (CAT) ALT, ⇒12/1988 ALT, 01/1989⇒, (-CAT) CA	3PK670 4PK725 AVX10X675 AVX10X690
1200	05/87-10/95	EF12	49	1190	CT680	PS ALT, 01/1989⇒ ALT, ⇒12/1988 CA	3PK670 4PK725 AVX10X675
1200 4WD	10/90-12/94	EF12	55	1190	CT824	PS ALT CA	3PK670 4PK725
	10/86-12/90		50		CT824	PS 01/1989⇒ ALT, ⇒12/1988 CA	3PK670 4PK725 AVX10X675
1200 4WD (KAD-A)	05/87-05/91	EF12	49	1190	CT824	PS ALT, 01/1989⇒ ALT, ⇒12/1988 CA	3PK670 4PK725 AVX10X675

### JUSTY II (JMA, MS)

1.3 4x4	04/01-11/03	G13BB	63	1298	CT895 CT895K1	AC, (-PS) ALT PS, (-AC) PS, (AC) CA CA	4PK790 4PK815 4PK850 4PK954
1.3 GX 4x4	10/95-11/03	EF13	50	1298	CT824 CT824K1 CT898 CT898K1	ALT, ⇒12/1996 AC, (-PS) ALT, 01/1997⇒ PS, (-AC) PS, (AC) CA, ⇒05/1996 CA, ⇒05/1996 CA, 06/1996⇒ CA, 06/1996⇒	3PK815 4PK790 4PK815 4PK850 4PK954

### JUSTY III (G3X)

1.3	09/03-	M13A	69	1328	CT898	AC ALT PS, (-AC) PS, (AC) CA	4PK785 4PK815 4PK850 4PK950
-----	--------	------	----	------	-------	--	--------------------------------------

### LEGACY I (BC)

1800	01/89-12/93	EJ18SPI	76	1820	CT792 CT792K1	AC ALT ALT, (PS) CA CA	4PK890 5PK698 5PK880
1800 4WD	01/89-09/91	EJ18SPI	76	1820	CT792 CT792K1	AC ALT, (-PS) ALT, (PS) CA CA	4PK885 5PK690 5PK880
2.0	08/91-12/93	EJ20E	85	1994	CT792 CT792K1	AC ALT, (-PS) ALT, (PS) CA CA	4PK885 5PK690 5PK880
2.0 GL	08/91-12/93	EJ20E	103	1994	CT792 CT792K1	AC ALT, (-PS) ALT, (PS) CA CA	4PK885 5PK690 5PK880
2000 4WD	08/91-07/94	EJ20EMPI	85	1994	CT792 CT792K1	AC ALT, (-PS) ALT, (PS) CA CA	4PK885 5PK690 5PK880
2000 Turbo 4WD	05/92-07/94	EJ20-GN	147	1994	CT1058 CT1058K1	AC ALT CA CA	4PK885 5PK880
2200 4WD	01/89-07/94	EJ22EMPI	100	2212		AC ALT, (-PS)	4PK885 5PK690



**SUBARU**

**SUBARU**

**LEGACY I (BC)**

					CT792 CT792K1	ALT, (PS) CA CA	5PK880
--	--	--	--	--	------------------	-----------------------	--------

**LEGACY I Station Wagon (BC, B1F)**

1800	01/89-07/94	EJ18SPI	76	1820	CT792 CT792K1	AC ALT ALT, (PS) CA CA	4PK890 5PK698 5PK880
1800 4WD	01/89-07/94	EJ18SPI	76	1820	CT792 CT792K1	AC ALT, (-PS) ALT, (PS) CA CA	4PK885 5PK690 5PK880
2000	09/91-12/93	EJ20EMPI	85	1994	CT792 CT792K1	AC ALT, (-PS) ALT, (PS) CA CA	4PK885 5PK690 5PK880
2000 4WD	09/91-07/94	EJ20EMPI	85	1994	CT792 CT792K1	AC ALT, (-PS) ALT, (PS) CA CA	4PK885 5PK690 5PK880
2000 Turbo Super 4WD	05/92-07/94	EJ20-GN	147	1994	CT1058 CT1058K1	AC ALT CA CA	4PK885 5PK880
2200 Super 4WD	01/89-07/94	EJ22EMPI	100	2212	CT792 CT792K1	AC ALT, (-PS) ALT, (PS) CA CA	4PK885 5PK690 5PK880

**LEGACY II (BD, BG)**

2.0 i	09/94-03/99	EJ20E	85	1994	CT792 CT792K1 CT792K2	AC ALT CA CA, ⇨01/1997 CA, 01/1997⇨	4PK885 5PK880
2.0 i 4WD	09/94-03/99	EJ20	85	1994	CT792 CT792K1 CT792K2	AC ALT CA CA, ⇨01/1997 CA, 01/1997⇨	4PK885 5PK880
2.2 i 4WD	06/96-03/99	EJ22EMPI	96	2212	CT792 CT792K1 CT792K2	AC ALT CA CA, ⇨01/1997 CA, 01/1997⇨	4PK885 5PK880
	09/94-03/99		94		CT792 CT792K1 CT792K2	AC ALT CA CA, ⇨01/1997 CA, 01/1997⇨	4PK885 5PK880
2.5 i 4WD	06/96-03/99	EJ25D	110	2457	CT1058 CT1058K1 CT1058K2	AC ALT CA CA, ⇨09/1996 CA, 09/1996⇨	4PK895 5PK880

**LEGACY II Station Wagon (BD, BG)**

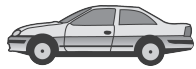
2.0 i	09/94-11/98	EJ20EMPI	85	1994	CT792 CT792K1 CT792K2	AC ALT CA CA, ⇨01/1997 CA, 01/1997⇨	4PK885 5PK880
2.0 i 4WD	09/94-11/98	EJ20	85	1994	CT792 CT792K1 CT792K2	AC ALT, PS CA CA, ⇨01/1997 CA, 01/1997⇨	4PK885 5PK880
2.2 i 4WD	06/96-11/98	EJ22EMPI	96	2212	CT792 CT792K1 CT792K2	AC ALT CA CA, ⇨01/1997 CA, 01/1997⇨	4PK885 5PK880
	02/94-12/98		94		CT792	AC ALT CA	4PK885 5PK880





<b>SUBARU</b>							
<b>LEGACY II Station Wagon (BD, BG)</b>							
2.5 i 4WD	06/96-11/98	EJ25D	110	2457	CT792K1 CT792K2	CA, ⇨01/1997 CA, 01/1997⇨	4PK895 5PK880
					CT1058 CT1058K1 CT1058K2	AC ALT CA CA, ⇨09/1996 CA, 09/1996⇨	
<b>LEGACY III (BE, BH)</b>							
2.0	04/99-08/03	EJ20	92	1994	CT1050 CT1050K1	AC ALT CA, MTR-CODE: EJ201 CA	4PK885 5PK880
2.0 AWD	06/02-08/03	EJ205P	206	1994	CT1058	AC ALT CA	4PK885 5PK880
2.5	10/98-08/03	EJ25	115	2457	CT1050 CT1050K1	AC, (RHD) AC ALT CA, MTR-CODE: EJ251 CA	4PK885 4PK895 5PK880
<b>LEGACY III Station Wagon (BE, BH)</b>							
2.0	12/98-08/03	EJ20	92	1994	CT1050 CT1050K1	AC ALT CA, MTR-CODE: EJ251 CA	4PK885 5PK880
2.0 AWD	06/02-08/03	EJ205P	206	1994	CT1058	AC ALT CA	4PK885 5PK880
2.5	12/98-08/03	EJ25	115	2457	CT1050 CT1050K1	AC, (RHD) AC ALT CA, MTR-CODE: EJ251 CA	4PK885 4PK895 5PK880
<b>LEGACY IV</b>							
2.0	09/03-	EJ20	101	1994	CT1050 CT1050K1	AC ALT CA CA	4PK845 5PK880
	06/05-		121		CT1058	AC ALT CA	4PK845 5PK869
2.0 D	02/08-		110	1998		ALT	7PK1834
2.0 R	09/07-	EJ204	110	1994	CT1058	AC ALT CA	4PK845 5PK869
2.5	09/03-	EJ25	121	2457		ALT, 06/2005⇨ ALT, ⇨05/2005	5PK869 5PK880
<b>LEGACY IV Station Wagon (B13.)</b>							
2.0	09/03-	EJ20	101	1994	CT1050 CT1050K1	AC ALT CA CA	4PK845 5PK880
	06/05-		121		CT1058 CT1058K3	AC ALT CA CA	4PK845 5PK869
2.0 D	02/08-		110	1998		ALT	7PK1834
2.0 R	09/07-	EJ204	110	1994	CT1058	AC ALT CA	4PK845 5PK869
2.5	09/03-	EJ25	121	2457		ALT, 06/2005⇨ ALT, ⇨05/2005	5PK869 5PK880
2.5 i	01/08-	EJ25	127	2457	CT1050 CT1050K1	ALT CA CA	5PK869
<b>LEGACY OUTBACK (BG)</b>							
2.5	01/96-12/99	EJ25D	110	2457	CT1058	AC ALT	4PK895 5PK880
<b>LEGACY V</b>							
2.0 D	09/09-		110	1998		ALT	7PK1834
2.0 i	09/09-	EJ204	110	1994	CT1058 CT1058K3	ALT CA CA	5PK869
2.5 i	09/09-	EJ253	123	2457	CT1050 CT1050K1	ALT CA CA	5PK869

**SUBARU**


**SUBARU**

## SUBARU

### LEGACY V Station Wagon

↔ 2.0 i	09/09-	EJ204	110	1994		AC ALT CA	4PK845 5PK869
					<b>CT1058</b>		
2.5 i	09/09-	EJ253	123	2457		ALT CA, MTR-CODE: EJ253 CA, MTR-CODE: EJ255	5PK869
					<b>CT1050</b> <b>CT1058</b>		

### LEONE I (AB)

1800 4WD	09/80-10/84	EA81	59	1781		AC ALT AC AC, (PS)	4PK985 AVX10X910 AVX13X1100 AVX13X1150
			60			AC ALT AC AC, (PS)	4PK985 AVX10X910 AVX13X1100 AVX13X1150

### LEONE I Hatchback

1800 4WD	09/80-10/84	EA81	59	1781		AC ALT AC AC, (PS)	4PK985 AVX10X910 AVX13X1100 AVX13X1150
1800 Turismo 4WD	09/80-10/84	EA81	60	1781		AC ALT AC AC, (PS)	4PK985 AVX10X910 AVX13X1100 AVX13X1150

### LEONE I Station Wagon


1800 4WD (AM)	09/80-10/84	EA81	59	1781		AC ALT AC AC, (PS)	4PK985 AVX10X910 AVX13X1100 AVX13X1150
1800 Super 4WD (AM, AJ)	09/80-10/84	EA81	60	1781		AC ALT AC AC, (PS)	4PK985 AVX10X910 AVX13X1100 AVX13X1150

### LEONE II

1800 4WD	11/84-12/90	EA82	66	1781		ALT, (PS) ALT, AC ALT AC AC AC, (PS) ALT ALT, (AC) ALT, (PS), (AC) CA, (RH) CA, (LH)	2XAVX13X975 4PK1100 4PK950 4PK990 AVX13X1100 AVX13X1150 AVX13X925 AVX13X950 AVX13X975
					<b>CT778</b> <b>CT779</b>		
	01/88-12/90		72	1782		ALT, (PS) ALT, AC ALT AC AC AC, (PS) ALT ALT, (AC) ALT, (PS), (AC) CA, (RH) CA, (LH)	2XAVX13X975 4PK1100 4PK950 4PK990 AVX13X1100 AVX13X1150 AVX13X925 AVX13X950 AVX13X975
					<b>CT778</b> <b>CT779</b>		
1800 4WD KAT	07/86-09/91	EA82	70	1781		ALT, AC ALT AC, (PS) CA, (RH) CA, (LH)	4PK1100 4PK950 4PK990
					<b>CT778</b> <b>CT779</b>		
1800 Turbo 4WD	03/89-12/90	EA82	96	1782		ALT, (PS) ALT, AC ALT AC AC AC, (PS) ALT ALT, (AC) ALT, (PS), (AC) CA, (RH) CA, (LH)	2XAVX13X975 4PK1100 4PK950 4PK990 AVX13X1100 AVX13X1150 AVX13X925 AVX13X950 AVX13X975
					<b>CT778</b> <b>CT779</b>		
	11/84-12/90		100			ALT, (PS) ALT, AC ALT AC AC AC, (PS)	2XAVX13X975 4PK1100 4PK950 4PK990 AVX13X1100 AVX13X1150





<b>SUBARU</b>							
<b>LEONE II</b>							
						ALT ALT, (AC) ALT, (PS), (AC) CA, (RH) CA, (LH)	AVX13X925 AVX13X950 AVX13X975
					CT778 CT779		
<b>LEONE II Station Wagon</b>							
1800 4WD	11/84-12/90	EA82	66	1781		ALT, (PS) ALT, AC ALT AC AC AC, (PS) ALT ALT, (AC) ALT, (PS), (AC) CA, (RH) CA, (LH)	2XAVX13X975 4PK1100 4PK950 4PK990 AVX13X1100 AVX13X1150 AVX13X925 AVX13X950 AVX13X975
					CT778 CT779		
	12/86-07/91		72	1782		ALT, (PS) ALT, AC ALT AC AC AC, (PS) ALT ALT, (AC) ALT, (PS), (AC) CA, (RH) CA, (LH)	2XAVX13X975 4PK1100 4PK950 4PK990 AVX13X1100 AVX13X1150 AVX13X925 AVX13X950 AVX13X975
					CT778 CT779		
1800 Super 4WD	03/89-12/90	EA82	96	1781		ALT, (PS) ALT, AC ALT AC AC AC, (PS) ALT ALT, (AC) ALT, (PS), (AC) CA, (RH) CA, (LH)	2XAVX13X975 4PK1100 4PK950 4PK990 AVX13X1100 AVX13X1150 AVX13X925 AVX13X950 AVX13X975
					CT778 CT779		
1800 Super 4WD KAT	07/86-02/92	EA82	70	1781		ALT, AC ALT AC, (PS)	4PK1100 4PK950 4PK990
					CT778 CT779		
1800 Super Turbo 4WD	11/84-12/90	EA82	100	1781		ALT, (PS) ALT, AC ALT AC AC AC, (PS) ALT ALT, (AC) ALT, (PS), (AC) CA, (RH) CA, (LH)	2XAVX13X975 4PK1100 4PK950 4PK990 AVX13X1100 AVX13X1150 AVX13X925 AVX13X950 AVX13X975
					CT778 CT779		
<b>LIBERO Bus (E10, E12)</b>							
1.0 4WD (E10, KJ6)	01/83-12/87	EF10	37	998		ALT CA	AVX10X913
					CT680		
1.2 4WD (E12, KJ8)	08/86-02/00	EF12	38	1190		ALT CA	AVX10X700
					CT936		
1.2 i 4WD (E12, FA)	08/91-02/00	EF12	40	1189		ALT CA	AVX10X715
					CT936		
<b>OUTBACK (BE, BH)</b>							
2.5	10/00-08/03	EJ25	115	2457		AC ALT CA CA	4PK895 5PK880
					CT1050 CT1050K1		
3.0 H6	10/00-08/03	EZ30	154	3000		ALT	6PK1642
<b>OUTBACK (BL, BP)</b>							
2.0	09/03-10/05	EJ20	101	1994		AC CA CA	4PK845
					CT1050 CT1050K1		
2.0 D	09/08-09/09		110	1998		ALT	7PK1834
2.5	11/03-09/09	EJ25D	121	2457		AC ALT	4PK845 5PK869
<b>REX III</b>							
0.8	06/89-03/92	EN08	31	758		ALT	AVX10X613
<b>SVX (CX)</b>							
3.3 i 24V 4WD (CXW)	09/92-09/94	EG33DOHC	169	3319		AC ALT	4PK850 5PK890





**SUZUKI**

## SUBARU

<b>SVX (CX)</b> ↔	09/94-12/97		162			AC ALT	4PK850 5PK890
<b>VIVIO</b> 0.7	08/92-12/98	EN07E	32	658		AC ALT	3PK735 AVX10X625
<b>XT Coupe (XT)</b> Turbo 4WD	01/88-12/90	EA82	88	1782	CT778 CT779	ALT, AC ALT AC, (PS) CA, (RH) CA, (LH)	4PK1100 4PK950 4PK990
	01/87-12/90		96			ALT, (PS) ALT, AC ALT AC AC AC, (PS) ALT ALT, (AC) ALT, (PS), (AC) CA, (RH) CA, (LH)	2XAVX13X975 4PK1100 4PK950 4PK990 AVX13X1100 AVX13X1150 AVX13X925 AVX13X950 AVX13X975
	11/84-12/90		100		CT778 CT779	ALT, (PS) ALT, AC ALT AC AC AC, (PS) ALT ALT, (AC) ALT, (PS), (AC) CA, (RH) CA, (LH)	2XAVX13X975 4PK1100 4PK950 4PK990 AVX13X1100 AVX13X1150 AVX13X925 AVX13X950 AVX13X975

## SUZUKI

<b>ALTO I (SS80)</b> 0.8 (SS80F, SS80G)	06/82-12/85	F8B	29	796	CT680 CT680K2	ALT CA CA	AVX10X825	
<b>ALTO II (EC)</b> 0.8 (SB308/CA)	01/86-11/93	F8B	29	796	CT680 CT680K2	ALT CA CA	AVX10X825	
<b>ALTO III (EF)</b> 1.0	09/94-06/02	G10BB	39	993	CT898 CT898K1	ALT PS CA CA	4PK815 4PK836	
<b>ALTO IV (FF)</b> 1.1	06/02-12/08	F10DN, F10D	46	1061	CT1132 CT680	ALT, (AC) ALT, (-AC) CA, OE-NO 12761M84410, 12761M84430 CA, OE-NO 12761M84400	3PK750 4PK706	
<b>ALTO V (GF)</b> 1.0	01/09-	K10B	50	996		AC ALT	4PK790 4PK900	
<b>BALENO (EG)</b>	1.3	09/96-05/02	G13BA	52	1298	CT895 CT895K1	PS, (AC) ALT AC, (-PS) PS, (-AC), OE-NO 4918060G10 PS, (-AC), OE-NO 4918063G10 CA CA	4PK1010 4PK815 4PK841 4PK900 4PK915
	1.3 i 16V	07/95-05/02	G13BB	63	1298	CT895 CT895K1	PS, (AC) ALT AC, (-PS) PS, (-AC), OE-NO 4918060G10 PS, (-AC), OE-NO 4918063G10 CA CA	4PK1010 4PK815 4PK841 4PK900 4PK915
	1.5	03/95-08/98	G15A	71	1493	CT757	ALT PS CA	4PK815 4PK915
	1.6 i 16V	07/95-05/02	G16B	72	1590		PS, (AC) ALT AC, (-PS)	4PK1010 4PK815 4PK841





<b>SUZUKI</b>							
<b>BALENO (EG)</b>							
						PS, (-AC), OE-NO 4918060G10 PS, (-AC), OE-NO 4918063G10	4PK900 4PK915
					<b>CT757</b> <b>CT757K1</b>	CA CA	
1.6 i 16V 4x4	07/95-05/02	G16B	72	1590		PS, (AC) ALT AC, (-PS) PS, (-AC), OE-NO 4918060G10 PS, (-AC), OE-NO 4918063G10	4PK1010 4PK815 4PK841 4PK900 4PK915
					<b>CT757</b> <b>CT757K1</b>	CA CA	
1.8 GTX	03/96-05/02	J18A	89	1839		ALT, (-AC) ALT, (AC)	5PK1546 5PK1650
1.9 TD	04/98-05/02		55	1905		ALT, (-AC)	6PK1153
					<b>CT1061</b> <b>CT1061K2</b>	CA CA, MTR-CODE: XUD9A	
<b>BALENO Kombi (EG)</b>							
1.3 16V	03/97-05/02	G13BB	63	1298		PS, (AC) ALT AC, (-PS) PS, (-AC), OE-NO 4918060G10 PS, (-AC), OE-NO 4918063G10	4PK1010 4PK815 4PK841 4PK900 4PK915
					<b>CT895</b> <b>CT895K1</b>	CA CA	
1.6 i 16V	08/96-05/02	G16B	72	1590		PS, (AC) ALT AC, (-PS) PS, (-AC), OE-NO 4918060G10 PS, (-AC), OE-NO 4918063G10	4PK1010 4PK815 4PK841 4PK900 4PK915
					<b>CT757</b> <b>CT757K1</b>	CA CA	
1.6 i 16V 4x4	08/96-05/02	G16B	72	1590		PS, (AC) ALT AC, (-PS) PS, (-AC), OE-NO 4918060G10 PS, (-AC), OE-NO 4918063G10	4PK1010 4PK815 4PK841 4PK900 4PK915
					<b>CT757</b> <b>CT757K1</b>	CA CA	
1.8 i 16V	08/96-05/02	J18A	89	1839		ALT, (-AC) ALT, (AC)	5PK1546 5PK1650
1.9 TD	04/98-05/02		55	1905		ALT, (-AC)	6PK1153
					<b>CT1061</b> <b>CT1061K2</b>	CA CA, MTR-CODE: XUD9A	
<b>BALENO Schrägheck (EG)</b>							
1.3	09/96-05/02	G13BA	52	1298		PS, (AC) ALT AC, (-PS) PS, (-AC), OE-NO 4918060G10 PS, (-AC), OE-NO 4918063G10	4PK1010 4PK815 4PK841 4PK900 4PK915
					<b>CT895</b> <b>CT895K1</b>	CA CA	
1.3 i 16V	07/95-05/02	G13BB	63	1298		PS, (AC) ALT AC, (-PS) PS, (-AC), OE-NO 4918060G10 PS, (-AC), OE-NO 4918063G10	4PK1010 4PK815 4PK841 4PK900 4PK915
					<b>CT895</b> <b>CT895K1</b>	CA CA	
1.6 i 16V	07/95-05/02	G16B	72	1590		PS, (AC) ALT AC, (-PS) PS, (-AC), OE-NO 4918060G10 PS, (-AC), OE-NO 4918063G10	4PK1010 4PK815 4PK841 4PK900 4PK915
					<b>CT757</b> <b>CT757K1</b>	CA CA	
1.6 i 16V 4x4	07/95-05/02	G16B	72	1590		PS, (AC) ALT AC, (-PS) PS, (-AC), OE-NO 4918060G10 PS, (-AC), OE-NO 4918063G10	4PK1010 4PK815 4PK841 4PK900 4PK915
					<b>CT757</b> <b>CT757K1</b>	CA CA	
1.8 GTX	03/96-05/02	J18A	89	1839		ALT, (-AC) ALT, (AC)	5PK1546 5PK1650
1.9 TD	04/98-05/02		55	1905		ALT, (-AC)	6PK1153
					<b>CT1061</b> <b>CT1061K2</b>	CA CA, MTR-CODE: XUD9A	

**SUZUKI**





**SUZUKI**
**SUZUKI**

<b>CAPPUCINO (EA)</b>							
↔ 0.7 (EA11)	02/92-08/95	F6A	47	657		ALT AC	AVX10X613 AVX10X763
<b>CARRY Kasten (FD)</b>							
1.3	03/99-	G13BB	58	1298	CT895 CT895K1	ALT AC CA CA	4PK815 AVX10X775
1.3 16 V	03/00-	G13BB	58	1298	CT895 CT895K1	ALT AC CA CA	4PK815 AVX10X775
1.3 4x4	02/99-09/04	G13BB	56	1298	CT895 CT895K1	ALT AC CA CA	4PK815 AVX10X775
<b>CARRY Kasten (ST90V)</b>							
0.8	11/80-10/85	F8A	27	797	CT669 CT680	ALT CA, ⇨12/1984 CA, 12/1984⇨	AVX10X763
<b>GRAND VITARA I (FT, GT)</b>							
1.6	03/98-07/03	G16B	69	1590	CT757 CT757K1	PS, (-AC) ALT PS, (AC) CA CA	4PK790 4PK810 4PK950
2.0	03/98-07/03	J20A	94	1995		ALT, (-AC) ALT, (AC) ALT, (Valeo), FOR ALT: 150A, OE-NO 31400-68D01, 31400-68D02	5PK1546 5PK1650 AP9038
2.0 Allrad	04/98-08/05	J20A	103	1995		ALT, (Valeo), FOR ALT: 150A, OE-NO 31400-68D01, 31400-68D02	AP9038
2.0 HDI 110	07/01-07/03	RHZ	80	1997	CT987 CT987K1	AC ALT ALT, (Valeo), FOR ALT: 150A, OE-NO 31400-68D01, 31400-68D02 CA CA	4PK815 6PK1635 AP9038
2.0 HDI 110 16V	07/01-07/03	RHW	80	1997	CT1063 CT1063K2	AC ALT, 06/2003⇨, MTR-CODE: RHW CH-NO JSAFTD82V00119469⇨, ALT, (Valeo), FOR ALT: 150A, OE-NO 31400- 68D01, 31400-68D02 CA, MTR-CODE: RHW, 06/2003⇨ CA, MTR-CODE: RHW, 06/2003⇨	4PK800 6PK1635 AP9038
2.0 TD Allrad	04/00-09/05	RFM	63	1998		ALT, (Valeo), FOR ALT: 150A, OE-NO 31400-68D01, 31400-68D02	AP9038
2.0 TD Intercooler	03/98-07/03	RF	64	1998	CT832	ALT, ⇨01/2001 AC, MTR-CODE: RFM, ⇨01/2001 PS, MTR-CODE: RFM, ⇨01/2001 ALT, (Valeo), FOR ALT: 150A, OE-NO 31400-68D01, 31400-68D02 CA	AVX13X1175 AVX13X850 AVX13X925 AP9038
2.5 V6 24V (FT)	04/98-07/03	H25A	106	2493		PS, (-AC) PS, (AC) ALT	4PK1020 4PK1080 4PK925
2.7	06/01-08/03	H27A	127	2736		PS AC ALT	4PK1020 4PK1090 4PK925
2.7 XL-7	09/01-07/03		127	2736		PS AC ALT	4PK1020 4PK1090 4PK925
	04/03-07/03	H27A	135			PS AC ALT	4PK1020 4PK1090 4PK925
<b>GRAND VITARA II (JT)</b>							
1.6 Allrad	04/05-	M16A	78	1586		PS AC, (PS) ALT, (-AC)	4PK890 4PK995 5PK836
1.9 DDiS	10/05-	F9QB	95	1870	CT1064 CT1064K1	ALT, (-AC) ALT, (AC) CA CA	7PK1388 7PK1988
2.0 Allrad	10/05-	J20A	103	1995		ALT, (-AC) ALT, (AC) ALT, (Valeo), FOR ALT: 150A, OE-NO 31400-68D01, 31400-68D02	5PK1546 5PK1650 AP9038
<b>IGNIS (FH)</b>							
1.3	10/00-09/03	M13A	61	1328		AC	4PK810





<b>SUZUKI</b>							
<b>IGNIS (FH)</b>							
↔						ALT	4PK836
1.3 4WD	10/00-09/03	M13A	61	1328		AC ALT	4PK810 4PK836
<b>IGNIS II</b>							
1.3	09/03-	M13A	69	1328		AC ALT	4PK810 4PK836
1.3 4x4	09/03-	M13A	69	1328		AC ALT	4PK815 4PK841
1.3 DDiS	09/03-	Z13DT	51	1248		ALT, (-AC) ALT, (AC) ALT, (Valeo), OE-NO 31400-85E00-000, FOR ALT: 100A	6PK1185 6PK1318 AP9035
1.5	09/03-	M15A	73	1490		AC ALT	4PK800 4PK836
1.5 4x4	09/03-	M15A	73	1490		AC ALT	4PK800 4PK836
1.5 Sport	12/03-	M15A	80	1490		AC ALT	4PK810 4PK836
<b>JIMNY (FJ)</b>							
1.3 16V	09/98-	G13BB	59	1298		AC, (-PS) AC, (PS) CA	4PK815 4PK900
					CT895 CT895K1	CA	
	02/01-	M13A	60	1328		PS, (-AC) ALT PS, (AC) AC CA CA	4PK815 4PK836 4PK900 4PK950
					CT895 CT895K1	CA	
1.3 16V 4WD	09/98-	G13BB	59	1298		AC, (-PS) AC, (PS) CA CA	4PK815 4PK900
					CT895 CT895K1	CA	
	02/01-	M13A	60	1328		AC, (-PS) ALT, (-AC) PS, (-AC) AC, (PS) CA CA	4PK790 4PK836 4PK850 4PK950
					CT895 CT895K1	CA	
1.3 16V 4x4	08/05-	M13A	63	1328		AC, (-PS) ALT PS, (-AC) AC, PS	4PK785 4PK841 4PK850 4PK954
1.5 DDiS 4WD	12/03-	K9K700	48	1461		ALT CA CA CA	6PK1965
					CT1035 CT1035K2 CT1035WP2	CA	
1.5 DDiS 4x4	08/05-	K9K266	63	1461		ALT AC CA CA CA CA	6PK1965 6PK2120
					CT1035 CT1035K2 CT1035WP2 CT1035WP3	CA	
<b>LIANA (ER)</b>							
1.3	03/02-	M13A	66	1328		AC, MTR-CODE: M13A ALT, MTR-CODE: M13A PS	4PK1010 4PK836 4PK938
1.4 DDiS	04/04-	8HY	66	1398		ALT, (-AC) ALT, (AC) CA CA	6PK1370 6PK1720
					CT1104 CT1104K1	CA	
1.6	03/02-	M16A	76	1586		AC, MTR-CODE: M16A ALT, MTR-CODE: M16A PS	4PK1010 4PK836 4PK938
	01/05-		79			AC ALT PS	4PK1010 4PK830 4PK938
1.6 4WD	03/02-		76	1586		AC, MTR-CODE: M16A ALT, MTR-CODE: M16A PS	4PK1010 4PK836 4PK938
	04/02-	M16A	78			AC, MTR-CODE: M16A ALT, MTR-CODE: M16A PS	4PK1010 4PK836 4PK938
	01/05-		79			AC ALT PS	4PK1010 4PK830 4PK938
1.6 i	04/02-	M16A	78	1586		AC, MTR-CODE: M16A ALT, MTR-CODE: M16A	4PK1010 4PK836




**SUZUKI**
**SUZUKI**
**LIANA (ER)**

						PS	4PK938
--	--	--	--	--	--	----	--------

**LIANA Kombi (ER)**

1.3	07/01-12/07		66	1328		AC, MTR-CODE: M16A ALT, MTR-CODE: M16A PS	4PK1010 4PK836 4PK938
1.4 DDiS	04/04-12/07	8HY	66	1398	CT1104 CT1104K1	ALT, (-AC) ALT, (AC) CA CA	6PK1370 6PK1720
1.6	07/01-12/07	M16A	76	1586		AC, MTR-CODE: M16A ALT, MTR-CODE: M16A PS	4PK1010 4PK836 4PK938
	01/05-12/07		79			AC ALT PS	4PK1010 4PK830 4PK938
1.6 4WD	07/01-12/07		76	1586		AC, MTR-CODE: M16A ALT, MTR-CODE: M16A PS	4PK1010 4PK836 4PK938
	04/02-12/07	M16A	78			AC, MTR-CODE: M16A ALT, MTR-CODE: M16A PS	4PK1010 4PK836 4PK938
	01/05-12/07		79			AC ALT PS	4PK1010 4PK830 4PK938
1.6 i	04/02-12/07	M16A	78	1586		AC, MTR-CODE: M16A ALT, MTR-CODE: M16A PS	4PK1010 4PK836 4PK938

**LJ 80**

0.8	01/80-01/84	F8A	29	797	CT669	ALT CA	AVX10X775
-----	-------------	-----	----	-----	-------	-----------	-----------

**SAMURAI (SJ)**

1.0 Allrad (SJ 410)	11/88-12/04	F10A	33	970	CT680 CT680K2	ALT CA CA	AVX10X750
1.3 (SJ 413)	11/88-12/04	G13A	44	1324	CT568 CT568K1 CT824 CT824K1	AC ALT CA, ⇨07/1993 CA, ⇨07/1993 CA, 08/1993⇨ CA, 08/1993⇨	AVX10X763 AVX10X838
			47		CT568 CT568K1 CT824 CT824K1	ALT PS, (-AC) VACP AC ALT CA, ⇨07/1993 CA, ⇨07/1993 CA, 08/1993⇨ CA, 08/1993⇨	3PK820 6PK1145 AVX10X600 AVX10X763 AVX10X838
1.3 Allrad (SJ 413)	11/88-12/04	G13BA	51	1298	CT568 CT568K1 CT824 CT824K1	AC ALT CA, ⇨07/1993 CA, ⇨07/1993 CA, 08/1993⇨ CA, 08/1993⇨	AVX10X763 AVX10X838
1.9 TD	11/98-12/04	XUD9	46	1905	CT1061 CT1061K2	PS ALT VACP CA CA, MTR-CODE: XUD9A	6PK1110 6PK1138 AVX10X600
			47	1870	CT1061 CT1061K2	PS ALT VACP CA CA, MTR-CODE: XUD9A	6PK1110 6PK1138 AVX10X600

**SJ 410**

1.0 (SJ410)	09/81-12/88	F10A	33	970	CT669 CT680 CT680K2	ALT CA, ⇨12/1985 CA, 01/1986⇨ CA	AVX10X763
-------------	-------------	------	----	-----	---------------------------	---	-----------

**SJ 410 Cabrio**

1.0 (SJ410)	09/81-12/88	F10A	33	970	CT669 CT680 CT680K2	ALT CA, ⇨12/1985 CA, 01/1986⇨ CA	AVX10X763
-------------	-------------	------	----	-----	---------------------------	---	-----------

**SJ 413**

1.3	08/86-08/90	G13A	44	1324		AC ALT	AVX10X763 AVX10X838
-----	-------------	------	----	------	--	-----------	------------------------





<b>SUZUKI</b>							
<b>SJ 413</b>							
					<b>CT568</b>	CA	
					<b>CT568K1</b>	CA	
	09/84-12/88		47			AC	<b>AVX10X763</b>
						ALT	<b>AVX10X838</b>
					<b>CT568</b>	CA	
					<b>CT568K1</b>	CA	
<b>SPLASH</b>							
1.0	06/11-	K10B	50	996		AC	<b>4PK765</b>
	01/08-		48			AC	<b>4PK765</b>
1.2	01/08-	K12B	63	1242		AC	<b>4PK765</b>
1.2 VVT	06/11-	K12B	66	1242		AC	<b>4PK765</b>
	09/10-		69			AC	<b>4PK765</b>
1.3 CDTI	01/08-	D13A, Z13DTJ	55	1248		ALT, (-AC)	<b>6PK1180</b>
						ALT, (AC)	<b>6PK1318</b>
						ALT, (Valeo), OE-NO 31400-85E00-000,	<b>AP9035</b>
						FOR ALT: 100A	
<b>SUPER CARRY Bus (ED)</b>							
1.0	10/92-03/99	F10A	31	970		ALT	<b>AVX10X750</b>
						AC	<b>AVX10X750</b>
					<b>CT680</b>	CA	
					<b>CT680K2</b>	CA	
	09/94-03/99		30			ALT	<b>AVX10X750</b>
						AC	<b>AVX10X750</b>
					<b>CT680</b>	CA	
					<b>CT680K2</b>	CA	
1.0 (SK)	10/85-03/99	F10A	33	970		ALT	<b>AVX10X750</b>
						AC	<b>AVX10X750</b>
					<b>CT680</b>	CA	
					<b>CT680K2</b>	CA	
<b>SWIFT Cabriolet (SF413)</b>							
1.3 i (SF413, AK35)	09/91-10/96	G13BA	50	1298		ALT, ⇒10/1996	<b>3PK815</b>
						AC, (-PS), ⇒10/1996	<b>4PK790</b>
						PS, (-AC), ⇒10/1996	<b>4PK850</b>
						PS, (AC), ⇒10/1996	<b>4PK950</b>
					<b>CT568</b>	CA, ⇒MTR-NO G13B253432,	
						G13BA339760	
					<b>CT824</b>	CA, MTR-NO G13B253433⇒,	
						G13BA339761⇒, ⇒05/1996	
					<b>CT824K1</b>	CA, ⇒05/1996	
					<b>CT898</b>	CA, 06/1996⇒	
					<b>CT898K1</b>	CA, 06/1996⇒	
<b>SWIFT I (AA)</b>							
1.0 (SA310, AA41/43)	10/83-03/89	G10A, G10	37	993		ALT	<b>AVX10X838</b>
					<b>CT568</b>	CA	
					<b>CT568K1</b>	CA	
1.0 Turbo (SA310)	02/85-12/89	G10T	52	993		ALT, 01/1989⇒	<b>3PK820</b>
						ALT, ⇒12/1988	<b>AVX10X838</b>
					<b>CT568</b>	CA	
					<b>CT568K1</b>	CA	
1.3 (SA413, AA51)	10/84-03/89	G13A	50	1324		ALT, (AUTOM)	<b>AVX10X825</b>
						ALT	<b>AVX10X838</b>
					<b>CT568</b>	CA	
					<b>CT568K1</b>	CA	
1.3 (SA413, AA51/53)	10/84-03/89	G13A	54	1324		ALT, (AUTOM)	<b>AVX10X825</b>
						ALT	<b>AVX10X838</b>
					<b>CT568</b>	CA	
					<b>CT568K1</b>	CA	
1.3 (SA413, AA53)	08/86-03/89	G13A	47	1324		ALT, (AUTOM)	<b>AVX10X825</b>
						ALT	<b>AVX10X838</b>
					<b>CT568</b>	CA	
					<b>CT568K1</b>	CA	
1.3 GTi/GXi (SA413, AA33)	08/85-03/89	G13B	74	1298		ALT	<b>4PK815</b>
					<b>CT789</b>	CA	
<b>SWIFT II Schrägheck (EA, MA)</b>							
1.0 (SF310, AA44)	03/89-05/01	G10A	37	993		ALT, ⇒10/1996	<b>3PK815</b>
						AC, (-PS), ⇒10/1996	<b>4PK760</b>
						AC, (-PS), 11/1996⇒	<b>4PK790</b>
						ALT, 11/1996⇒	<b>4PK815</b>
						PS, (-AC)	<b>4PK825</b>
						PS, (AC)	<b>4PK925</b>
					<b>CT1017</b>	CA, MTR-NO 176379⇒, 3-DOOR,	
						⇒12/1996	
					<b>CT1017</b>	CA, MTR-NO 147247⇒, 5-DOOR,	
						⇒12/1996	
					<b>CT1017K1</b>	CA, ⇒06/1996, MTR-NO 176379⇒,	
						3-DOOR, ⇒12/1996	
					<b>CT1017K1</b>	CA, ⇒06/1996, MTR-NO 147247⇒,	
						5-DOOR, ⇒12/1996	





**SUZUKI**

SWIFT II Schrägheck (EA, MA)



SUZUKI

1.0 i (SF310, AA44)	09/91-05/01	G10A	39	993	CT569	CA, ⇒MTR-NO 176378, 3-DOOR, ⇒12/1996						
					CT569	CA, ⇒MTR-NO 147246, 5-DOOR, ⇒12/1996						
					CT569K1	CA, ⇒06/1996, ⇒MTR-NO 176378, 3-DOOR, ⇒12/1996						
					CT569K1	CA, ⇒05/1996, ⇒MTR-NO 147246, 5-DOOR, ⇒12/1996						
					CT895	CA, 01/1997⇒						
1.0 i (SF310, AA44)	09/91-05/01	G10A	39	993		ALT, ⇒10/1996	3PK815					
						AC, (-PS), ⇒10/1996	4PK760					
						AC, (-PS), 11/1996⇒	4PK790					
						ALT, 11/1996⇒	4PK815					
						PS, (-AC)	4PK825					
						PS, (AC)	4PK925					
					CT1017	CA, MTR-NO 176379⇒, 3-DOOR, ⇒12/1996						
					CT1017	CA, MTR-NO 147247⇒, 5-DOOR, ⇒12/1996						
					CT1017K1	CA, ⇒06/1996, MTR-NO 176379⇒, 3-DOOR, ⇒12/1996						
					CT1017K1	CA, ⇒06/1996, MTR-NO 147247⇒, 5-DOOR, ⇒12/1996						
					CT569	CA, ⇒MTR-NO 176378, 3-DOOR, ⇒12/1996						
					CT569	CA, ⇒MTR-NO 147246, 5-DOOR, ⇒12/1996						
					CT569K1	CA, ⇒06/1996, ⇒MTR-NO 176378, 3-DOOR, ⇒12/1996						
CT569K1	CA, ⇒05/1996, ⇒MTR-NO 147246, 5-DOOR, ⇒12/1996											
CT895	CA, 01/1997⇒											
1.0 i (SF310, AA44)	03/89-12/91	G10A	40			ALT, ⇒10/1996	3PK815					
						AC, (-PS), ⇒10/1996	4PK760					
						PS, (-AC)	4PK825					
						PS, (AC)	4PK925					
					CT1017	CA, MTR-NO 176379⇒, 3-DOOR, ⇒12/1996						
					CT1017	CA, MTR-NO 147247⇒, 5-DOOR, ⇒12/1996						
					CT1017K1	CA, ⇒06/1996, MTR-NO 176379⇒, 3-DOOR, ⇒12/1996						
					CT1017K1	CA, ⇒06/1996, MTR-NO 147247⇒, 5-DOOR, ⇒12/1996						
					CT569	CA, ⇒MTR-NO 176378, 3-DOOR, ⇒12/1996						
					CT569	CA, ⇒MTR-NO 147246, 5-DOOR, ⇒12/1996						
					CT569K1	CA, ⇒06/1996, ⇒MTR-NO 176378, 3-DOOR, ⇒12/1996						
					CT569K1	CA, ⇒05/1996, ⇒MTR-NO 147246, 5-DOOR, ⇒12/1996						
					1.3 (SF413, AB35)	03/89-05/01	G13A	50	1298		ALT, ⇒10/1996	3PK815
	AC, (-PS)	4PK790										
	ALT, 11/1996⇒	4PK815										
	PS, (-AC)	4PK850										
	PS, (AC)	4PK950										
CT568	CA, ⇒MTR-NO G13B253432, G13BA339760											
CT824	CA, MTR-NO G13B253433⇒, G13BA339761⇒, ⇒05/1996											
CT824K1	CA, ⇒05/1996											
CT898	CA, 06/1996⇒											
CT898K1	CA, 06/1996⇒											
1.3 (SF413, AB35)	03/89-12/91	G13A	52	1324							ALT	3PK820
											PS	4PK850
										CT568	CA, ⇒MTR-NO G13B253432, G13BA339760	
					CT824	CA, MTR-NO G13B253433⇒, G13BA339761⇒						
					CT824K1	CA						
1.3 4WD (SF413, AA35)	03/89-05/01	G13A	50	1324		ALT	3PK815					
						AC, (-PS)	4PK790					
						PS, (-AC)	4PK850					
						PS, (AC)	4PK950					
					CT568	CA, ⇒MTR-NO G13B253432, G13BA339760						
CT568K1	CA, ⇒MTR-NO G13B253432,											





<b>SUZUKI</b>							
<b>SWIFT II Schrägheck (EA, MA)</b>							
					<b>CT824</b>	CA, MTR-NO G13B253433⇒, G13BA339761⇒, ⇒05/1996	
					<b>CT824K1</b>	CA, ⇒05/1996, MTR-NO G13B253433⇒, G13BA339761⇒	
					<b>CT898</b>	CA, 06/1996⇒	
					<b>CT898K1</b>	CA, 06/1996⇒	
1.3 4WD (SF413, AF35)	10/89-12/91	G13A	52	1324		ALT AC, (-PS) PS, (-AC) PS, (AC)	<b>3PK815</b> <b>4PK790</b> <b>4PK850</b> <b>4PK950</b>
					<b>CT568</b>	CA, ⇒MTR-NO G13B253432, G13BA339760	
					<b>CT824</b>	CA, MTR-NO G13B253433⇒, G13BA339761⇒	
					<b>CT824K1</b>	CA	
1.3 GTi (SF413, AA34)	03/89-05/01	G13B	74	1298		AC, (-PS) ALT PS, (-AC) PS, (AC)	<b>4PK760</b> <b>4PK815</b> <b>4PK825</b> <b>4PK925</b>
					<b>CT793</b>	CA	
					<b>CT793K1</b>	CA	
<b>SWIFT II Stufenheck (AH, AJ)</b>							
1.3 (SF413, AH35)	03/89-12/91	G13A	52	1324		ALT AC, (-PS) PS, (-AC) PS, (AC)	<b>3PK820</b> <b>4PK790</b> <b>4PK850</b> <b>4PK950</b>
					<b>CT568</b>	CA, ⇒MTR-NO G13B253432, G13BA339760	
					<b>CT824</b>	CA, MTR-NO G13B253433⇒, G13BA339761⇒	
					<b>CT824K1</b>	CA	
1.3 (SF413, AH35, MA)	03/89-05/01	G13A	50	1324		ALT, ⇒10/1996 AC, (-PS), ⇒10/1996 ALT, 11/1996⇒ PS, (-AC), ⇒10/1996 PS, (AC), ⇒10/1996	<b>3PK815</b> <b>4PK790</b> <b>4PK815</b> <b>4PK850</b> <b>4PK950</b>
					<b>CT568</b>	CA, ⇒MTR-NO G13B253432, G13BA339760	
					<b>CT824</b>	CA, MTR-NO G13B253433⇒, G13BA339761⇒, ⇒05/1996	
					<b>CT824K1</b>	CA, MTR-NO G13B253433⇒, G13BA339761⇒, ⇒05/1996	
					<b>CT898</b>	CA, 06/1996⇒	
					<b>CT898K1</b>	CA, 06/1996⇒	
1.6 (SF416, AH14)	11/89-12/91	G16B	70	1590		ALT PS, (-AC) PS, (AC)	<b>4PK815</b> <b>4PK850</b> <b>4PK950</b>
					<b>CT757</b>	CA	
					<b>CT757K1</b>	CA	
1.6 4WD (SF416, AJ14)	11/89-12/91	G16B	70	1590		ALT PS, (-AC) PS, (AC)	<b>4PK815</b> <b>4PK850</b> <b>4PK950</b>
					<b>CT757</b>	CA	
					<b>CT757K1</b>	CA	
1.6 i (SF416, AH14)	01/90-05/01	G16B	68	1590		ALT PS, (-AC) PS, (AC)	<b>4PK815</b> <b>4PK850</b> <b>4PK950</b>
					<b>CT757</b>	CA	
					<b>CT757K1</b>	CA	
1.6 i 4WD (SF416, AJ14)	01/90-05/01	G16B	68	1590		ALT PS, (-AC) PS, (AC)	<b>4PK815</b> <b>4PK850</b> <b>4PK950</b>
					<b>CT757</b>	CA	
					<b>CT757K1</b>	CA	
<b>SWIFT III (MZ, EZ)</b>							
1.3	02/05-	M13A	68	1328		AC, OE-NO 17521-61A00 AC, OE-NO 17521-51A00 ALT	<b>4PK800</b> <b>4PK810</b> <b>4PK836</b>
1.3 4x4	01/06-	M13A	66	1328		AC, OE-NO 17521-61A00 AC, OE-NO 17521-51A00 ALT	<b>4PK800</b> <b>4PK810</b> <b>4PK836</b>
1.3 DDiS	08/05-	Z13DT	51	1248		ALT, PS, AC ALT, (Valeo), OE-NO 31400-85E00-000, FOR ALT: 100A	<b>6PK1318</b> <b>AP9035</b>
		D13A, Z13DTJ	55			ALT, (-AC) ALT, (AC) ALT, (Valeo), OE-NO 31400-85E00-000, FOR ALT: 100A	<b>6PK1180</b> <b>6PK1318</b> <b>AP9035</b>





## SUZUKI

### SWIFT III (MZ, EZ)

↔ 1.5	02/05-	M15A	75	1490		AC	4PK800
						ALT, WP, (SG415)	4PK836
						ALT, WP, (SG416)	5PK836
1.6	05/06-	M16A	92	1586		AC	4PK815
						ALT	5PK836

### SWIFT IV (FZ, NZ)

1.2	10/10-	K12B	69	1242		ALT	4PK765
			66			AC	4PK765
1.2 4x4	10/10-	K12B	69	1242		AC	4PK765
			66			AC	4PK765

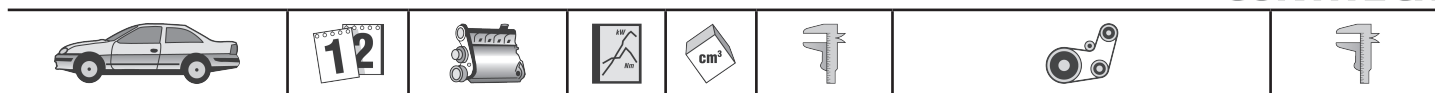
### SX4 (GY)

1.5	06/06-	M15A	73	1490		AC	4PK800
						ALT	4PK836
1.6 DDiS	04/07-	9HX	66	1560	CT1092 CT1092K1	ALT, (-AC)	6PK800
						ALT, (AC)	6PK976
						CA	
1.6 VVT	06/06-	M16A	79	1586		AC	4PK815
						ALT	5PK836
1.6 VVT 4x4	06/06-	M16A	79	1586		AC	4PK815
						ALT	5PK836
1.9 DDiS	06/06-	D19AA	88	1910	CT968 CT968K2	ALT, (-AC)	6PK1050
						ALT, (AC)	6PK1390
						ALT, (Denso), FOR ALT: 140A, OE-NO 31400-79J00	AP9017
1.9 DDiS 4x4	06/06-	D19AA	88	1910	CT968 CT968K2	ALT, (-AC)	6PK1050
						ALT, (AC)	6PK1390
						ALT, (Denso), FOR ALT: 140A, OE-NO 31400-79J00	AP9017
2.0 DDiS	07/09-	D20AA	99	1956		ALT, (-AC)	6PK1050
						ALT, (AC)	6PK1390
2.0 DDiS 4x4	07/09-	D20AA	99	1956		ALT, (-AC)	6PK1050
						ALT, (AC)	6PK1390

### VITARA (ET, TA)

1.6 (ET)	07/88-12/91	G16A (8V)	60	1589	CT808	PS	4PK790
						AC, (-PS), (LHD)	4PK800
						ALT	4PK810
						AC, (-PS), (RHD)	4PK825
						AC, (PS), (LHD)	4PK925
AC, (PS), (RHD)	4PK938						
1.6 (TA, TA01)	07/88-03/98	G16A (8V)	59	1589	CT808	CA	
						PS	4PK790
						AC, (-PS), (LHD)	4PK800
						ALT	4PK810
						AC, (-PS), (RHD)	4PK825
AC, (PS), (LHD)	4PK925						
AC, (PS), (RHD)	4PK938						
1.6 i 16V (ET, TA02)	07/90-03/98	G16B	71	1589	CT757 CT757K1	PS, (-AC)	4PK790
						ALT, (SE416A02)	4PK800
						ALT, (SQ416QVT)	4PK815
						AC, (-PS), (LHD)	4PK825
						AC, (-PS), (RHD)	4PK841
AC, (PS), (LHD), 5-DOOR	4PK925						
AC, (PS), (LHD), 3-DOOR	4PK938						
PS, (AC)	4PK950						
1.9 D (ET)	01/95-03/98	XUD9A	50	1905	CT1061 CT1061K2	ALT, PS	6PK1153
						VACP	AVX10X600
						CA	
	08/96-03/98	XUD9SD	55		CT1061 CT1061K2	CA, MTR-CODE: XUD9A	
						ALT, PS	6PK1153
						VACP	AVX10X600
						CA	
						CA, MTR-CODE: XUD9A	
2.0 16V (ET, TA51)	12/96-03/98	J20A	97	1995		ALT, (-AC), 04/1997⇒	5PK1546
						ALT, (AC), 04/1997⇒	5PK1650
2.0 TD (ET)	12/94-03/98	RF	52	1998	CT832	ALT	AVX13X1175
						PS	AVX13X925
						CA	
2.0 TD Intercooler (ET)	12/95-03/98	RF	64	1998	CT832	ALT	AVX13X1175
						PS	AVX13X925
						CA	





## SUZUKI

<b>VITARA (ET, TA)</b>							
↔ 2.0 V6 24V (ET)	12/94-03/98	H20A	100	1998		PS PS, AC ALT	4PK1028 4PK1090 4PK925
<b>VITARA Cabrio (ET, TA)</b>							
1.6	07/88-01/95	G16A (8V)	59	1589		PS AC, (-PS), (LHD) ALT AC, (-PS), (RHD) AC, (PS), (LHD) AC, (PS), (RHD) CA	4PK790 4PK800 4PK815 4PK825 4PK925 4PK938
1.6 i 16V	07/90-03/99	G16B	71	1589	CT808	PS, (-AC) ALT, (SE416A02) ALT, (SQ416QVT) AC, (-PS), (LHD) AC, (-PS), (RHD) AC, (PS), (LHD), 5-DOOR AC, (PS), (LHD), 3-DOOR PS, (AC) CA CA	4PK790 4PK800 4PK815 4PK825 4PK841 4PK925 4PK938 4PK950
1.9 D (ET)	01/95-03/98	XUD9A	50	1905	CT757 CT757K1	ALT, PS VACP CA CA, MTR-CODE: XUD9A	6PK1153 AVX10X600
	08/96-03/99	XUD9SD	55		CT1061 CT1061K2	ALT, PS VACP CA CA, MTR-CODE: XUD9A	6PK1153 AVX10X600
2.0 16V	12/96-03/99	J20A	97	1995		ALT, (-AC) ALT, (AC)	5PK1546 5PK1650
<b>WAGON R</b>							
1.0	07/03-08/05		39	993		AC ALT	4PK765 4PK815
1.2	06/04-08/05	Z12XEP	59	1229		ALT, (-AC) ALT, (AC)	5PK1230 5PK1355
<b>WAGON R+ (EM)</b>							
1.0 (MA61)	02/98-05/00	K10A	48	996		ALT, OE-NO 17521-78F00 ALT, OE-NO 95141-55C10 AC	4PK815 4PK855 AVX10X775
1.2	02/98-05/00	K12A	51	1171		ALT	4PK855
1.2 4WD	02/98-05/00		51	1171		ALT	4PK855
<b>WAGON R+ (MM)</b>							
1.3	05/00-	G13BB	56	1298		AC ALT CA CA	4PK790 4PK815
	09/03-	M13A	69	1328	CT895 CT895K1	AC ALT CA CA	4PK815 4PK836
1.3 4WD	10/01-		56	1298		AC ALT CA CA	4PK790 4PK815
	09/03-	M13A	69	1328	CT895 CT895K1	AC ALT	4PK815 4PK836
1.3 DDiS	09/03-	Z13DT	51	1248		ALT AC ALT, (Valeo), OE-NO 31400-85E00-000, FOR ALT: 100A	6PK1180 6PK1318 AP9035
<b>X-90 (EL)</b>							
1.6 i 16V	09/95-12/97	G16B	71	1590		ALT AC PS, AC CA CA	4PK815 4PK815 4PK938
					CT757 CT757K1	CA CA	
1.6 i 16V 4x4	09/95-12/97	G16B	71	1590		ALT PS PS, AC CA CA	4PK815 4PK815 4PK938
					CT757 CT757K1	CA CA	

## SUZUKI (CHANGAN)

<b>ALTO</b>							
0.8	11/93-06/96	JL368Q	29	797		AC ALT CA	AVX10X680 AVX10X825
	01/92-08/08	F8B, JL360Q	27	796	CT680	ALT	AVX10X825







TALBOT

## SUZUKI (CHANGAN)

ALTO					CT680	CA	
GAZELLE							
1.3	01/01-		63	1310		AC ALT	4PK785 4PK815
					CT895	CA	

## TALBOT

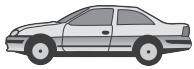
<b>1307-1510</b>							
1510 1.6	07/81-06/82	6J2A	66	1592		ALT, 01/1982⇒ ALT, ⇒12/1981 PS	AVX10X775 AVX10X788 AVX10X975
Simca 1307 1.3	01/78-08/81	6G1D	40	1294		ALT PS	AVX10X788 AVX10X975
	09/75-01/80		44	1296		ALT PS, ⇒CH-NO S79589284 PS, CH-NO S79589285⇒	AVX10X788 AVX10X960 AVX10X975
	07/75-01/80		50			ALT PS, ⇒CH-NO S79589284 PS, CH-NO S79589285⇒	AVX10X788 AVX10X960 AVX10X975
Simca 1307 1.3S	07/75-12/78		60	1296		ALT PS, ⇒CH-NO S79589284 PS, CH-NO S79589285⇒	AVX10X788 AVX10X960 AVX10X975
Simca 1308 1.4	11/78-08/80	6Y2, 6Y2D	55	1424		ALT PS	AVX10X788 AVX10X975
	11/78-08/81	6Y2	63			ALT PS	AVX10X788 AVX10X975
Simca 1510 1.4	01/80-04/84	6G1	51	1424		ALT, 01/1982⇒ ALT, ⇒12/1981 PS	AVX10X775 AVX10X788 AVX10X975
	01/80-04/81	6Y2D	55			ALT PS	AVX10X788 AVX10X975
		6Y2	63			ALT PS	AVX10X788 AVX10X975
Simca 1510 1.6	11/80-12/83	6J1	54	1592		ALT, 12/1981⇒ ALT, ⇒12/1981 PS	AVX10X775 AVX10X788 AVX10X975
	10/78-01/80	6J2	65	1577		ALT PS	AVX10X788 AVX10X975
<b>160</b>							
1.6	07/76-03/79	7R2	66	1639		ALT, 01/1977⇒ ALT, ⇒12/1976	AVX10X900 AVX10X925
<b>AVENGER</b>							
1.3	02/70-07/81		44	1295		ALT, WP	AVX10X813
1.6	02/70-07/81		51	1598		ALT, WP	AVX10X813
			59			ALT, WP	AVX10X813
<b>AVENGER Estate</b>							
1.3	04/72-07/81		44	1295		ALT, WP	AVX10X813
1.6	04/72-07/81		51	1598		ALT, WP	AVX10X813
<b>HORIZON</b>							
1.1	01/79-09/84	E1B	40	1118		ALT, 01/1981⇒ ALT, ⇒12/1980 PS	AVX10X775 AVX10X788 AVX10X975
			43			ALT	AVX10X785
1.3	09/81-06/86	2G1-BTC	40	1294		ALT PS	AVX10X775 AVX10X975
	09/78-09/84		43			ALT, 01/1981⇒ ALT, ⇒12/1980 PS	AVX10X775 AVX10X788 AVX10X975
	02/78-01/80	2G1	50			ALT, WP	AVX10X785
			47			ALT	AVX10X785
1.4	07/79-06/86	2Y1	51	1442		ALT, 01/1981⇒ ALT, ⇒12/1980 PS	AVX10X775 AVX10X788 AVX10X975
		2Y2, Y2	61	1424		ALT, 01/1981⇒ ALT, ⇒12/1980 PS	AVX10X775 AVX10X788 AVX10X975
	02/82-09/84	2Y1B	48			ALT PS	AVX10X775 AVX10X975
1.6	07/82-06/86	6J2A, J2A	66	1592		ALT PS	AVX10X775 AVX10X975
1.9 Diesel	07/84-06/86	XUD9	47	1905		ALT ALT, AC VACP, ⇒09/1984 PS	4PK698 4PK962 AVX10X617 AVX10X700
					CT1061 CT1061K1	CA CA	
	07/82-06/86		48			ALT	4PK698





<b>TALBOT</b>							
<b>HORIZON</b>							
						ALT, AC VACP, ⇨09/1984 PS CA CA	4PK962 AVX10X617 AVX10X700
					<b>CT1061</b> <b>CT1061K1</b>		
<b>MATRA BAGHEERA (X)</b>							
1.3 (X3550)	01/74-03/78	3G4	62	1294		ALT, WP	AVX10X785
1.4 (X6)	11/79-09/80	Y2	62	1442		ALT	AVX10X788
		6Y4	66			ALT	AVX10X788
1.4 (X6550)	12/75-11/79	6Y4	66	1442		ALT, WP	AVX10X785
<b>MURENA</b>							
1.6	08/81-01/85	X5J2A	66	1577		ALT	AVX10X770
2.1	09/80-07/84	5N2	85	2156		ALT	AVX10X910
2.1 S	04/83-01/85	X5N2	103	2128		ALT	AVX10X910
<b>RANCHO</b>							
1.4	01/77-07/84	X3Y2	59	1442		ALT, 01/1981⇨ ALT, ⇨12/1980	AVX10X770 AVX10X788
<b>SAMBA (51A)</b>							
0.9	01/81-12/85	5C1 (XV5), 5C1 (XV8)	31	947		ALT	AVX10X910
1.1	01/81-06/86	XW7	37	1124		ALT	AVX10X910
1.2 Rallye	01/83-10/86	129D	65	1210		ALT	AVX10X910
1.4	01/81-06/86	XY7, XY8	53	1351		ALT	AVX10X910
	06/83-10/86	150D	44			ALT	AVX10X910
1.4 Rallye	01/83-10/86	XY8	58	1351		ALT	AVX10X913
<b>SAMBA Cabriolet (51E)</b>							
1.4	01/81-06/86	XY8	58	1351		ALT	AVX10X910
<b>SIMCA 1000</b>							
0.9	10/61-09/75	1D1	29	944		ALT, WP, FAN	AVX13X1075
0.9 GL, GLS	10/61-05/72		32	944		DYN, WP, FAN	AVX13X1060
0.9 LS, GL	10/70-09/75		32	944		ALT, ⇨MTR-NO 4104455 ALT, MTR-NO 4104456⇨	AVX13X1125 AVX13X1150
1.1 Rallye	10/70-09/72		39	1118		DYN, WP, FAN	AVX13X1060
1.1 Spezial	10/68-09/75		39	1118		DYN, WP, FAN	AVX13X1060
1.3 Rallye 1	10/72-09/77	1G1	44	1294		DYN, WP, FAN	AVX13X1060
1.3 Rallye 2	09/72-09/76	1G4	60	1294		DYN, WP, FAN	AVX13X1060
	10/76-09/77		63			ALT	AVX13X1075
1.3 Rallye 3	01/78-12/78	1G4	76	1294		ALT	AVX13X1150
1.3 Spezial	08/74-09/77	1G1	44	1294		ALT	AVX13X1060
1005 LS, GLS	10/76-07/78	1D1	29	944		ALT	AVX13X1075
1006 SR, GLS	10/76-07/78		40	1118		ALT	AVX13X1075
<b>SIMCA 1100 Break/Tourisme</b>							
1.1	10/68-05/72	3E1	41	1118		ALT	AVX10X775
	10/70-05/72		44			ALT	AVX10X788
	10/76-09/79	3E1A				ALT, WP, FAN	AVX10X785
1.3 Spezial	07/74-11/76		55	1280		ALT	AVX10X788
<b>SIMCA 1100 Schrägheck</b>							
0.9 LE	10/76-01/80		35	944		ALT	AVX10X788
0.9 LS	10/70-05/72		35	944		ALT, ⇨10/1970	AVX10X775
						ALT, 10/1970⇨	AVX10X788
1.1 LE, LX, GLS, ES	10/76-01/80	3E1	37	1118		ALT, FAN	AVX10X785
		3E1A	43			ALT	AVX10X788
1.1 LS, GLS	10/68-05/72		41	1118		ALT, WP, FAN, ⇨12/1970	AVX10X775
	10/68-05/76		44			ALT, WP, FAN, 12/1970⇨	AVX10X785
	11/73-09/77	E1/BTC	40			ALT, WP, FAN	AVX10X785
1.2 Spezial	10/71-09/77		55	1204		ALT	AVX10X788
1.3 Spezial TI	10/72-09/77	3G4	60	1294		ALT, WP, FAN, ⇨12/1973	AVX10X785
						ALT, WP, FAN, 01/1974⇨	AVX10X800
<b>SIMCA 1200 S Coupe</b>							
1.2	10/68-03/72	354	59	1204		ALT, FAN	AVX13X1075
	10/70-03/72	353S	63			ALT, FAN	AVX13X1075
<b>SIMCA 1300</b>							
1.3	08/63-02/68		38	1281		DYN, WP, FAN	AVX13X775
<b>SIMCA 1301</b>							
1.3 LS	08/66-07/72		44	1290		ALT, 01/1970⇨	AVX10X888
						ALT, ⇨12/1969	AVX13X825
1.3 LS, GL, GLS	08/66-07/72		40	1290		ALT, WP, FAN	AVX10X875
1.3 Spezial	10/70-07/72		51	1290		DYN, WP, FAN	AVX13X775
	10/73-11/76		49			DYN, FAN	AVX10X888
	05/74-11/76		40			ALT	AVX10X788
						PS	AVX10X975
<b>SIMCA 1301 Tourisme</b>							
1.3	08/66-07/72		40	1290		DYN, FAN	AVX10X888
1.3 Spezial	10/70-07/72		51	1290		DYN, FAN	AVX10X888
<b>SIMCA 1500</b>							
1.5	10/63-02/68		49	1464		DYN, FAN	AVX10X875

**TALBOT**



**TOYOTA**
**TALBOT**
**SIMCA 1500 Break**

↔ 1.5	11/64-02/68		49	1464		DYN, FAN	AVX10X875
-------	-------------	--	----	------	--	----------	-----------

**SIMCA 1501**

1.5	10/66-03/72		52	1475		DYN, FAN	AVX10X875
1.5 Autom.	10/66-03/72		53	1475		DYN, FAN	AVX10X875
1.5 Spezial	10/70-05/72		60	1475		DYN, FAN	AVX10X875
	10/73-11/76		52			ALT PS	AVX10X788 AVX10X975

**SIMCA 1501 Break/Tourisme**

1.5	10/66-03/72		51	1475		DYN, FAN	AVX10X875
1.5 Autom.	10/66-03/72		53	1475		ALT	AVX10X888
1.5 Spezial	10/70-05/72		60	1475		DYN, FAN	AVX10X875
	10/73-11/76		52			ALT PS	AVX10X788 AVX10X975

**SIMCA 1609/1610**

1609 1.6	09/76-03/78	7R2	66	1639		ALT, 01/1977⇒ ALT, ⇒12/1976	AVX10X900 AVX10X925
1610 1.8	09/76-12/80	7S2	74	1800		ALT, 01/1977⇒ ALT, ⇒12/1976	AVX10X900 AVX10X925

**SIMCA SUNBEAM**

0.9	07/77-04/81	CB	31	917		ALT	AVX10X1050
1.3	07/77-04/81	JB	40	1278		ALT	AVX10X813
			44	1295		ALT, WP	AVX10X813
1.6	07/77-04/81		51	1598		ALT, WP	AVX10X813
	10/78-04/81	TB	59			ALT	AVX10X813
1.6 Ti	10/78-03/83	TB	74	1598		ALT	AVX10X813
2.1 Lotus	10/79-03/82		114	2172		ALT	AVX10X813
	10/79-04/81		110			ALT	AVX10X813

**SOLARA**

1.3	02/80-07/86	6G1D/VP	40	1294		ALT, 01/1981⇒ ALT, ⇒12/1980 PS	AVX10X770 AVX10X788 AVX10X975
1.6	07/82-04/84	J1B	51	1592		ALT PS	AVX10X770 AVX10X975
	09/81-10/84	6J1	54			ALT PS	AVX10X770 AVX10X975
	02/80-06/81	6J2, J1, J2	65	1577		ALT, 01/1981⇒ ALT, ⇒12/1980 PS	AVX10X770 AVX10X788 AVX10X975
	09/81-07/86	J1B	66	1592		ALT PS	AVX10X770 AVX10X975

**TAGORA**

2.1	06/80-12/83	5N2	85	2156		PS ALT, FOR ALT: 55A, (PS) ALT ALT, FOR ALT: 75A, (PS)	AVX10X865 AVX10X910 AVX10X935 AVX10X935
2.3 Turbo Diesel	08/81-12/87	XD2S	59	2288		PS WP, FAN VACP ALT AC	AVX10X1050 AVX10X1125 AVX10X650 AVX10X750 AVX13X1000
2.6	08/81-10/83	9L6	122	2645		ALT PS AC	AVX10X1100 AVX10X910 AVX13X1375

**TATA (TELCO)**
**INDICA (40\_V2)**

1.4 D	10/98-	475DL	39	1405		ALT, (-PS) ALT, (PS)	4PK715 4PK875
1.4 Elegance	07/03-		62	1405		ALT, (-PS) ALT, (PS)	4PK715 4PK875

**INDIGO (4\_V2)**

1.4 D	01/03-		46	1405	CT1061	CA	
-------	--------	--	----	------	--------	----	--

**SAFARI (42\_FD)**

1.9 D 4x4	04/98-	483DL	66	1948		ALT, ⇒06/2003 PS, ⇒06/2003 AC, ⇒06/2003	4PK1080 AVX10X725 AVX13X1075
-----------	--------	-------	----	------	--	---	------------------------------------

**TOYOTA**
**4 RUNNER (RN10\_, VZN13\_, VZN10\_, RN13\_)**

2.4 TD 4x4	08/89-11/95	2L-T	66	2446		ALT, 2x AC, (PS) AC, (-PS) PS, (RHD) PS, (LHD) CA CA CA	AVX13X1050 AVX13X1200 AVX13X1275 AVX13X825 AVX13X875
					CT723 CT723K1		
2.7 i 4x4	11/95-03/96	3RZ-FE	112	2694		PS	4PK1110





<b>TOYOTA</b>						
<b>4 RUNNER (RN10_, VZN13_, VZN10_, RN13_)</b>						
						AC ALT 4PK910 5PK890
3.0 Turbo-D (KZN 130)	10/93-03/96	1KZ-T	92	2982		ALT AVX13X1000 AVX13X1175
					<b>CT860</b>	AC CA
3.0 V6 (VZN 130)	07/90-11/95	3VZ-E	105	2959		ALT 4PK1190 AVX13X1200 AVX13X900
					<b>CT894</b>	PS AC CA
3.4 i 4x4	11/95-03/96	5VZ-FE	136	3378		ALT, ⇨06/1999 4PK1045 PS, ⇨06/1999 4PK1070 AC, ⇨06/1999 4PK875
<b>AURIS (ZZE15_, ADE15_, ZRE15_, NDE15_)</b>						
1.33 Dual-VVTi	05/09-	1NR-FE	74	1329		ALT 6PK1400
1.4 D-4D	03/07-	1ND-TV	66	1364		ALT, (AC), 12/2008⇨ 6PK1185 ALT, (AC), ⇨12/2008 6PK1240 ALT, (-AC), 12/2008⇨ 6PK923 ALT, (-AC), ⇨12/2008 6PK970
1.4 VVTi	03/07-	4ZZ-FE	71	1398		ALT, (-AC) 6PK1420 ALT, (AC) 6PK1733 ONLY WITH VD1079 MS41 VD1079
1.6	05/09-	1ZR-FAE	97	1598		ALT, (AC) 6PK1230 ALT, (-AC) 6PK915
1.6 VVTi	03/07-	1ZR-FE	91	1598		ALT, (-AC) 6PK1400
2.0 D-4D	03/07-	1AD-FTV	93	1998		ALT, (-AC) 7PK1370 ALT, (AC) 7PK1867 ONLY WITH VD1078 MS40 VD1078
2.2 D	03/07-	2AD-FHV	130	2231		ALT, (AC) 7PK1867 ONLY WITH VD1078 MS40 VD1078
<b>AVENSIS (_T22_)</b>						
1.6 (AT220_)	09/97-10/00	4A-FE	74	1587		PS 3PK630 AC, OE-NO 9936480830 4PK830 AC, OE-NO 9091602354 4PK860 ALT 5PK975 CA CA
			81		<b>CT827</b> <b>CT827K1</b>	CA
					<b>CT827</b> <b>CT827K1</b>	PS 3PK630 AC, OE-NO 9936480830 4PK830 AC, OE-NO 9091602354 4PK860 ALT 5PK975 CA CA
1.6 VVT-i	10/00-02/03	3ZZ-FE	81	1598		ALT, PS, (-AC) 6PK1560 ALT, PS, AC, 09/2002⇨ 6PK1900 ALT, PS, AC, ⇨08/2002 6PK1910 ONLY WITH VD1079 MS41 VD1079
1.8 (AT221_)	09/97-10/00	7A-FE	81	1762		PS 3PK630 AC, OE-NO 9936480830 4PK825 AC, OE-NO 9091602354 4PK860 ALT 5PK975 CA CA
					<b>CT850</b> <b>CT850K1</b>	CA
1.8 VVT-i	10/00-02/03	1ZZ-FE	95	1794		ALT, PS, (-AC) 6PK1560 ALT, PS, AC, 09/2002⇨ 6PK1900 ALT, PS, AC, ⇨08/2002 6PK1910
2.0 (ST220_)	09/97-10/00	3S-FE	94	1998		PS, (-AC) 3PK760 ALT 5PK1030 PS, (AC) 5PK1130 CA CA
					<b>CT998</b> <b>CT998K1</b>	CA
2.0 D-4D (CDT220_)	10/99-02/03	1CD-FTV	81	1995		PS, (-AC), 07/2000⇨, ⇨02/2003 5PK1110 PS, (-AC), ⇨07/2000 5PK1120 PS, (AC), 07/2000⇨, ⇨02/2003 5PK1180 PS, (AC), ⇨07/2000 5PK1219 CA CA CA CA CA
					<b>CT1043</b> <b>CT1043K1</b> <b>CT1043K2</b> <b>CT1043WP1</b>	CA
2.0 TD (CT220_)	09/97-02/03	2C-TE	66	1975		PS, (-AC) 5PK1130 PS, (AC) 5PK1212 CA CA
					<b>CT583</b> <b>CT583K1</b>	CA
2.0 VVT-i	10/00-02/03	1AZ-FSE	110	1998		ALT, (-AC) 7PK1593 ALT, (AC) 7PK1970

**TOYOTA**


**TOYOTA**
**TOYOTA**
**AVENSIS (T25\_)**

↔ 1.6 VVT-i	04/03-11/08	3ZZ-FE	81	1598		ALT, (-AC) ALT, AC ONLY WITH VD1079	6PK1420 6PK1733 MS41 VD1079
1.8	04/03-11/08	1ZZ-FE	95	1794		ALT, (-AC) ALT, AC ONLY WITH VD1079	6PK1420 6PK1733 MS41 VD1079
2.0	04/03-11/08	1AZ-FSE	108	1998		ALT	7PK1933
2.0 D-4D	04/03-11/08	1CD-FTV	85	1995		PS, (-AC) PS, (AC) ALT CA CA CA CA, ⇒04/2006	5PK1110 5PK1250 5PK884
					<b>CT1043</b> <b>CT1043K1</b> <b>CT1043K2</b> <b>CT1043WP2</b>		
	03/06-11/08	1AD-FTV	93	1998		ALT, (AC) ONLY WITH VD1078	7PK2000 MS40 VD1078
2.2 D-4D	10/05-11/08	2AD-FTV	110	2231		ALT, (AC) ONLY WITH VD1078	7PK2000 MS40 VD1078
2.2 D-CAT	07/05-11/08	2AD-FHV	130	2231		ALT, (AC) ONLY WITH VD1078	7PK2000 MS40 VD1078
2.4	09/03-11/08	2AZ-FSE	125	2362		ALT	7PK1933
	10/03-11/08		120			ALT	7PK1933

**AVENSIS Kombi (T25)**

1.6 VVT-i	04/03-11/08	3ZZ-FE	81	1598		ALT, (-AC) ALT, AC ONLY WITH VD1079	6PK1420 6PK1733 MS41 VD1079
1.8	04/03-11/08	1ZZ-FE	95	1794		ALT, (-AC) ALT, AC ONLY WITH VD1079	6PK1420 6PK1733 MS41 VD1079
2.0	04/03-11/08	1AZ-FSE	108	1998		ALT	7PK1933
2.0 D-4D	04/03-11/08	1CD-FTV	85	1995		PS, (-AC) PS, (AC) ALT CA CA CA CA, ⇒04/2006	5PK1110 5PK1250 5PK884
					<b>CT1043</b> <b>CT1043K1</b> <b>CT1043K2</b> <b>CT1043WP2</b>		
	03/06-11/08	1AD-FTV	93	1998		ALT, (AC) ONLY WITH VD1078	7PK2000 MS40 VD1078
2.2 D-4D	10/05-11/08	2AD-FTV	110	2231		ALT, (AC) ONLY WITH VD1078	7PK2000 MS40 VD1078
2.2 D-CAT	07/05-11/08	2AD-FHV	130	2231		ALT, (AC) ONLY WITH VD1078	7PK2000 MS40 VD1078
2.4	09/03-11/08	2AZ-FSE	125	2362		ALT	7PK1933
	10/03-11/08		120			ALT	7PK1933

**AVENSIS Liftback (\_T22\_)**

1.6 (AT220_)	09/97-10/00	4A-FE	74	1587		PS AC, OE-NO 9936480830 AC, OE-NO 9091602354 ALT CA CA	3PK630 4PK830 4PK860 5PK975
					<b>CT827</b> <b>CT827K1</b>		
			81			PS AC, OE-NO 9936480830 AC, OE-NO 9091602354 ALT CA CA	3PK630 4PK830 4PK860 5PK975
					<b>CT827</b> <b>CT827K1</b>		
1.6 VVT-i	10/00-02/03	3ZZ-FE	81	1598		ALT, PS, (-AC) ALT, PS, AC, 09/2002⇒ ALT, PS, AC, ⇒08/2002 ONLY WITH VD1079	6PK1560 6PK1900 6PK1910 MS41 VD1079
1.8 (AT221_)	09/97-10/00	7A-FE	81	1762		PS AC, OE-NO 9936480830 AC, OE-NO 9091602354 ALT CA	3PK630 4PK825 4PK860 5PK975
					<b>CT850</b>		





## TOYOTA

### AVENSIS Liftback (\_T22\_)

1.8 VVT-i	10/00-02/03	1ZZ-FE	95	1794	<b>CT850K1</b>	CA ALT, PS, (-AC) ALT, PS, AC, 09/2002⇒ ALT, PS, AC, ⇒08/2002	6PK1560 6PK1900 6PK1910
2.0 (ST220_)	09/97-10/00	3S-FE	94	1998	<b>CT998</b> <b>CT998K1</b>	PS ALT, (-AC) ALT, AC CA CA	3PK760 5PK1030 5PK1130
2.0 D-4D (CDT220_)	10/99-02/03	1CD-FTV	81	1995	<b>CT1043</b> <b>CT1043K1</b> <b>CT1043K2</b> <b>CT1043WP1</b>	PS, (-AC), 07/2000⇒, ⇒02/2003 PS, (-AC), ⇒07/2000 PS, (AC), 07/2000⇒, ⇒02/2003 PS, (AC), ⇒07/2000 CA CA CA CA	5PK1110 5PK1120 5PK1180 5PK1219
2.0 TD (CT220_)	09/97-02/03	2C-TE	66	1975	<b>CT583</b> <b>CT583K1</b>	PS PS, AC CA CA	5PK1110 5PK1212
2.0 VVT-i	10/00-02/03	1AZ-FSE	110	1998		ALT, (-AC) ALT, (AC)	7PK1593 7PK1970

### AVENSIS Station Wagon (\_T22\_)

1.6 (AT220_)	09/97-10/00	4A-FE	74	1587	<b>CT827</b> <b>CT827K1</b>	PS AC, OE-NO 9936480830 AC, OE-NO 9091602354 ALT CA CA	3PK630 4PK830 4PK860 5PK975
			81		<b>CT827</b> <b>CT827K1</b>	PS AC, OE-NO 9936480830 AC, OE-NO 9091602354 ALT CA CA	3PK630 4PK830 4PK860 5PK975
1.6 VVT-i	10/00-02/03	3ZZ-FE	81	1598		ALT, PS, (-AC) ALT, PS, AC, 09/2002⇒ ALT, PS, AC, ⇒08/2002 ONLY WITH VD1079	6PK1560 6PK1900 6PK1910 MS41 VD1079
1.8 (AT221_)	09/97-10/00	7A-FE	81	1762	<b>CT850</b> <b>CT850K1</b>	PS AC ALT CA CA	3PK630 4PK860 5PK975
1.8 VVT-i	10/00-02/03	1ZZ-FE	95	1794		ALT, PS, (-AC) ALT, PS, AC, 09/2002⇒ ALT, PS, AC, ⇒08/2002	6PK1560 6PK1900 6PK1910
2.0 (ST220_)	09/97-10/00	3S-FE	94	1998	<b>CT998</b> <b>CT998K1</b>	PS ALT, (-AC) ALT, AC CA CA	3PK760 5PK1030 5PK1130
2.0 D-4D (CDT220_)	10/99-02/03	1CD-FTV	81	1995	<b>CT1043</b> <b>CT1043K1</b> <b>CT1043K2</b> <b>CT1043WP1</b>	PS, (-AC), 07/2000⇒, ⇒02/2003 PS, (-AC), ⇒07/2000 PS, (AC), 07/2000⇒, ⇒02/2003 PS, (AC), ⇒07/2000 CA CA CA CA	5PK1110 5PK1120 5PK1180 5PK1219
2.0 TD (CT220_)	09/97-02/03	2C-TE	66	1975	<b>CT583</b> <b>CT583K1</b>	PS PS, AC CA CA	5PK1110 5PK1212
2.0 VVT-i	10/00-02/03	1AZ-FSE	110	1998		ALT, (-AC) ALT, (AC)	7PK1593 7PK1970

### AVENSIS Station Wagon (ZRT27, ADT27)

1.8	02/09-	2ZR-FAE	108	1798		ALT, (AC) ALT, (-AC)	6PK1230 6PK915
2.0 D-4D	02/09-	1AD-FTV	93	1998		ALT, (-AC) ALT, (AC) ONLY WITH VD1078	7PK1370 7PK1867 MS40 VD1078
2.2 D-4D	02/09-	2AD-FHV, 2AD-FTV	110	2231		ALT, (-AC) ALT, (AC) ONLY WITH VD1078	7PK1370 7PK1867 MS40




**TOYOTA**
**TOYOTA**
**AVENSIS Station Wagon (ZRT27, ADT27)**

		2AD-FHV	130			ALT, (-AC) ALT, (AC) ONLY WITH VD1078	VD1078 7PK1370 7PK1867 MS40 VD1078
--	--	---------	-----	--	--	---	--

**AVENSIS Stufenheck (T25)**

1.6 VVT-i	04/03-11/08	3ZZ-FE	81	1598		ALT, (-AC) ALT, AC ONLY WITH VD1079	6PK1420 6PK1733 MS41 VD1079
1.8	04/03-11/08	1ZZ-FE	95	1794		ALT, (-AC) ALT, AC ONLY WITH VD1079	6PK1420 6PK1733 MS41 VD1079
2.0	04/03-11/08	1AZ-FSE	108	1998		ALT	7PK1933
2.0 D-4D	04/03-11/08	1CD-FTV	85	1995		PS, (-AC) PS, (AC) ALT CA CA CA CA, ⇒04/2006	5PK1110 5PK1250 5PK884
	03/06-11/08	1AD-FTV	93	1998		ALT, (AC) ONLY WITH VD1078	7PK2000 MS40 VD1078
2.2 D-4D	10/05-11/08	2AD-FTV	110	2231		ALT, (AC) ONLY WITH VD1078	7PK2000 MS40 VD1078
2.2 D-CAT	07/05-11/08	2AD-FHV	130	2231		ALT, (AC) ONLY WITH VD1078	7PK2000 MS40 VD1078
2.4	09/03-11/08	2AZ-FSE	125	2362		ALT	7PK1933
	10/03-11/08		120			ALT	7PK1933

**AVENSIS Stufenheck (ZRT27, ADT27)**

2.0 D-4D	02/09-	1AD-FTV	93	1998		ALT, (-AC) ALT, (AC) ONLY WITH VD1078	7PK1370 7PK1867 MS40 VD1078
2.2 D-4D	02/09-	2AD-FHV, 2AD-FTV	110	2231		ALT, (-AC) ALT, (AC) ONLY WITH VD1078	7PK1370 7PK1867 MS40 VD1078
		2AD-FHV	130			ALT, (-AC) ALT, (AC) ONLY WITH VD1078	7PK1370 7PK1867 MS40 VD1078

**AVENSIS VERSO (\_CLM2\_, \_ACM2\_)**

2.0 D-4D	08/01-08/05	1CD-FTV	85	1995		PS, (-AC) PS, (AC) ALT CA CA CA CA CA	5PK1150 5PK1240 5PK884
2.0 VVT-i	08/01-11/09	1AZ-FE	110	1998		ALT, (-AC), ⇒10/2003 ALT, (-AC), 10/2003⇒ ALT, (AC)	7PK1593 7PK1910 7PK1920

**AYGO (WNB1\_, KGB1\_)**

1.0 (KGB10)	07/05-	1KR-FE	50	998		ALT, (AC) ALT, (-AC)	6PK1210 6PK850
1.4 HdI (WNB10)	07/05-08/10	2WZ-TV	40	1398		ALT, (-AC) ALT, (AC) CA, OE-NO SU00100544, MTR-CODE: 2WZ-TV CA, MTR-CODE: 2WZ-TV CA, MTR-CODE: 2WZ-TV	6PK800 6PK962 VD1094

**CAMRY (\_CV1\_, \_XV1\_, \_V1\_)**

2.2	02/93-04/95	5S-FE	93	2164		PS ALT, (-AC) ALT, (AC) CA CA	3PK760 5PK1000 5PK1110
2.2 (SXV10)	06/91-08/96	5S-FE	100	2164		PS ALT, (-AC) ALT, (AC) CA CA	3PK760 5PK1000 5PK1110





<b>TOYOTA</b>							
<b>CAMRY (_CV1_, _XV1_, _V1_)</b>							
↔ 3.0 (VCV10)	06/91-08/96	3VZ-FE	138	2959		PS ALT, (AC) ALT, (-AC) CA	4PK815 6PK1050 6PK935
					<b>CT852</b>		
<b>CAMRY (_CV2_, _XV2_)</b>							
2.2	11/00-11/01	5S-FE	93	2164		PS ALT, (-AC) ALT, (AC) CA CA	3PK760 5PK1000 5PK1110
					<b>CT998 CT998K1</b>		
2.2 (SXV20_)	08/96-11/01	5S-FE	96	2164		PS ALT, (-AC) ALT, (AC) CA CA	3PK760 5PK1000 5PK1110
					<b>CT998 CT998K1</b>		
3.0 24V (MCV20_)	08/96-11/01	1MZ-FE	140	2995		PS ALT CA	4PK875 6PK1033
					<b>CT1029</b>		
3.0 V6	08/96-11/01	1MZ-FE	135	2995		PS ALT CA	4PK875 6PK1033
					<b>CT1029</b>		
<b>CAMRY (_V2_)</b>							
1.8 i (SV20_)	10/86-08/88	1S-L	66	1832		PS ALT ALT, AC CA CA	3PK760 5PK1000 5PK1100
					<b>CT577 CT577K1</b>		
2.0	09/89-06/91	3S-FC	82	1998		PS ALT, (AC) ALT, (-AC) CA	3PK760 5PK1105 5PK990
					<b>CT998</b>		
2.0 (SV21_, SV25_)	11/86-05/91	3S-FE	94	1998		PS ALT ALT, AC CA CA	3PK760 5PK1000 5PK1120
					<b>CT998 CT998K1</b>		
2.0 4x4	08/88-05/91	3S-FE	94	1998		PS ALT, (MANL) ALT, (AUTOM) AC CA CA	3PK765 5PK1000 5PK1010 5PK1110
					<b>CT998 CT998K1</b>		
2.0 Gli 16V (SV21_, SV25_)	11/86-05/91	3S-FE	89	1998		PS ALT ALT, AC CA CA	3PK760 5PK1000 5PK1110
					<b>CT998 CT998K1</b>		
2.0 Turbo-D (CV20_)	11/86-05/91	2C-T	62	1975		PS, 05/1989⇒ PS, ⇒05/1989 AC, (PS) ALT, ⇒06/1989 ALT, 06/1989⇒ CA CA	5PK1100 5PK1120 5PK1212 AVX13X850 AVX13X950
					<b>CT583 CT583K1</b>		
	11/88-05/91		63			PS, 05/1989⇒ PS, ⇒05/1989 AC, (PS) ALT, ⇒06/1989 ALT, 06/1989⇒ CA CA	5PK1100 5PK1120 5PK1212 AVX13X850 AVX13X950
					<b>CT583 CT583K1</b>		
2.5 V6 GXI (VZV21_)	02/88-05/91	2VZ-FE	118	2508		PS ALT, (AC) ALT, (-AC)	3PK760 6PK1050 6PK935
<b>CAMRY (MCV3_, ACV3_, XV3_)</b>							
2.0 VVTi	08/01-11/06	1AZ-FE	110	1998		ALT	7PK1933
2.4 VVT-i	11/01-11/06	2AZ-FE	112	2362		ALT	7PK1933
2.4 VVTi LE	01/06-11/06	2AZ-FE	116	2362		ALT, MTR-CODE: 2AZ-FE, (_V40) ALT, MTR-CODE: 2AZ-FE, (_V30)	7PK1910 7PK1933
3.0 V6	11/01-11/06	1MZ-FE	137	2995		PS ALT CA	4PK875 6PK1038
					<b>CT1029</b>		
<b>CAMRY Liftback (_V1_)</b>							
1.8	02/83-10/86	1S-L	66	1832		PS ALT ALT, AC CA CA	3PK760 5PK1000 5PK1110
					<b>CT577 CT577K1</b>		

**TOYOTA**





**TOYOTA**
**TOYOTA**
**CAMRY Liftback (\_V1\_)**

↔ 1.8 Turbo-D	10/84-01/88	1C-TL	54	1840	CT583 CT583K1	AC PS AC, (PS) ALT CA CA	5PK1120 5PK1120 5PK1212 AVX13X850
2.0	04/86-01/88	2S-ELC	73	1995	CT577 CT577K1	PS ALT ALT, AC CA CA	3PK760 5PK1000 5PK1110

**CAMRY Station Wagon (\_CV2\_, \_XV2\_)**

2.2 (SXV20)	08/97-09/02	5S-FE	93	2164	CT998 CT998K1	PS ALT, (-AC) ALT, (AC) CA CA	3PK760 5PK1000 5PK1110
-------------	-------------	-------	----	------	------------------	---	------------------------------

**CAMRY Station Wagon (\_V2\_)**

1.8 (SV20_)	11/86-08/88	1S	66	1832	CT577 CT577K1	PS ALT ALT, AC CA CA	3PK760 5PK1000 5PK1110
2.0 (SV21_)	11/86-05/91	3S-FE	94	1998	CT998 CT998K1	PS ALT ALT, AC CA CA	3PK760 5PK1000 5PK1110
2.0 (SV22)	09/89-04/91	3S-FC	82	1998	CT998	PS ALT, (AC) ALT, (-AC) CA	3PK760 5PK1105 5PK990
2.0 GLi 16V (SV21_)	11/86-05/91	3S-FE	89	1998	CT998 CT998K1	PS ALT ALT, AC CA CA	3PK760 5PK1000 5PK1110
2.0 Turbo-D (CV20_)	11/86-05/91	2C-T	62	1975	CT583 CT583K1	PS, 05/1989⇒ PS, ⇒05/1989 AC, (PS) ALT, ⇒06/1989 ALT, 06/1989⇒ CA CA	5PK1100 5PK1120 5PK1212 AVX13X850 AVX13X950
	11/88-05/91		63		CT583 CT583K1	PS, 05/1989⇒ PS, ⇒05/1989 AC, (PS) ALT, ⇒06/1989 ALT, 06/1989⇒ CA CA	5PK1100 5PK1120 5PK1212 AVX13X850 AVX13X950
2.5 (VZV21_)	01/90-05/91	2VZ-FE	118	2508		PS ALT, (AC) ALT, (-AC)	3PK760 6PK1050 6PK935

**CAMRY Station Wagon (\_XV1\_, \_CV1\_, \_V10)**

2.2	02/93-04/95	5S-FE	93	2164	CT998 CT998K1	PS ALT, (-AC) ALT, (AC) CA CA	3PK760 5PK1000 5PK1110
2.2 (SXV10)	03/92-07/96	5S-FE	100	2164	CT998 CT998K1	PS ALT, (-AC) ALT, (AC) CA CA	3PK760 5PK1000 5PK1110
3.0 (VCV10)	03/92-07/96	3VZ-FE	138	2959	CT852	PS ALT, (AC) ALT, (-AC) CA	4PK815 6PK1050 6PK935

**CAMRY Stufenheck (\_V1\_)**

1.8	02/83-10/86	1S-L	66	1832	CT577 CT577K1	PS ALT ALT, AC CA CA	3PK760 5PK1000 5PK1110
1.8 Turbo-D	11/83-01/88	1C-TL	54	1840		AC PS AC, (PS)	5PK1120 5PK1120 5PK1212





<b>TOYOTA</b>							
<b>CAMRY Stufenheck (_V1_)</b>							
↔						ALT CA CA	AVX13X850
2.0	04/86-01/88	2S-ELC, 2S-E	73	1995	CT583 CT583K1	PS ALT ALT, AC	3PK760 5PK1000 5PK1110
2.0 GLI	03/83-10/86	2S-EL	79	1995	CT577 CT577K1	CA CA CA	
					CT577 CT577K1	PS ALT ALT, AC CA CA	3PK760 5PK1000 5PK1110
<b>CAMRY Stufenheck (_XV4_)</b>							
2.4 VVTi	01/06-09/11	2AZ-FE	123	2362		ALT	7PK1910
<b>CARINA (TA1_)</b>							
1.6	02/76-03/78	2T	55	1588		ALT AC	AVX10X888 AVX13X960
1.6 (TA12)	05/73-03/78	2T	58	1588		ALT AC	AVX10X888 AVX13X960
<b>CARINA (TA4L, TA6 L)</b>							
1.6 (TA4L, TA60L)	01/78-09/83	2T	55	1588		ALT AC	AVX10X888 AVX13X960
1.8	01/78-05/83	3T-C, 3T	57	1770		ALT AC	AVX10X888 AVX13X975
1.8 D	04/82-09/83	1C	48	1840	CT583 CT583K1	CA CA	
<b>CARINA E (_T19_)</b>							
1.6 (AT190)	12/93-09/97	4A-FE	73	1587		PS AC, OE-NO 9936420850 AC, OE-NO 9936420870 ALT CA CA	3PK630 4PK850 4PK870 5PK975
			85		CT827 CT827K1	PS AC, OE-NO 9936420850 AC, OE-NO 9936420870 ALT CA CA	3PK630 4PK850 4PK870 5PK975
1.6 16V	10/95-09/97	4A-FE	78	1587		PS AC, OE-NO 9936420850 AC, OE-NO 9936420870 ALT CA CA	3PK630 4PK850 4PK870 5PK975
					CT827 CT827K1	PS AC AC ALT CA CA	3PK630 4PK850 4PK870 5PK970
1.6 GLI (AT190)	04/92-09/97	4A-FE	79	1587		PS AC AC ALT CA CA	3PK630 4PK850 4PK870 5PK970
					CT827 CT827K1	PS AC, OE-NO 9936420850 AC, OE-NO 9936420870 ALT CA CA	3PK630 4PK850 4PK870 5PK975
1.8 (AT191)	01/95-09/97	7A-FE	79	1762		PS AC, OE-NO 9936420850 AC, OE-NO 9936420870 ALT CA CA	3PK630 4PK850 4PK870 5PK975
					CT850 CT850K1	PS PS, (AC) AC CA CA	5PK1100 5PK1212 5PK1212
2.0 D (CT190)	04/92-01/96	2C	54	1975		PS PS, (AC) AC CA CA	5PK1100 5PK1212 5PK1212
					CT583 CT583K1	PS, MTR-CODE: 3S-FE, (ST191) ALT, (MANL), ⇨12/1993, MTR-CODE: 3S-FE ALT, (AUTOM), ⇨12/1993, MTR-CODE: 3S-FE ALT, 12/1993⇨, MTR-CODE: 3S-FE AC, MTR-CODE: 3SFE, (ST191) CA CA	3PK760 5PK1000 5PK1010 5PK1030 5PK1120
2.0 GLI (ST191)	04/92-09/97	3S-FE	98	1998		PS, MTR-CODE: 3S-FE, (ST191) ALT, (MANL), ⇨12/1993, MTR-CODE: 3S-FE ALT, (AUTOM), ⇨12/1993, MTR-CODE: 3S-FE ALT, 12/1993⇨, MTR-CODE: 3S-FE AC, MTR-CODE: 3SFE, (ST191) CA CA	3PK760 5PK1000 5PK1010 5PK1030 5PK1120
					CT998 CT998K1	PS ALT ALT, AC CA, ⇨02/1994, MTR-CODE: 3SGE	3PK760 5PK1000 5PK1100
2.0 GTi (ST191)	04/92-02/94	3S-GE	116	1998		PS ALT ALT, AC CA, ⇨02/1994, MTR-CODE: 3SGE	3PK760 5PK1000 5PK1100
2.0 GTi 16V (ST191_)	03/94-09/97	3S-GE	129	1998		PS ALT	3PK760 5PK1000


**TOYOTA**


**TOYOTA**
**TOYOTA**
**CARINA E (\_T19\_)**

						ALT, AC	5PK1100
					<b>CT859</b>	CA	
2.0 i (ST191)	12/93-09/97	3S-FE	93	1998		PS	3PK760
						ALT, (-AC), (MANL)	5PK1000
						ALT, (-AC), (AUTOM)	5PK1010
						ALT, AC, OE-NO 9091602344, 9091602345	5PK1110
						ALT, AC, OE-NO 993581130	5PK1130
					<b>CT998</b>	CA	
					<b>CT998K1</b>	CA	
2.0 TD (CT190)	01/96-09/97	2C-T	61	1975		PS	5PK1110
						AC	5PK1212
					<b>CT583</b>	CA	
					<b>CT583K1</b>	CA	

**CARINA E Sportswagon (\_T19\_)**

1.6 GLI (AT190_)	01/93-09/97	4A-FE	79	1587		PS	3PK630
						AC, OE-NO 9936420850	4PK850
						AC, OE-NO 9936420870	4PK870
						ALT	5PK975
					<b>CT827</b>	CA	
					<b>CT827K1</b>	CA	
1.6 i (AT190_)	02/95-09/97	4A-FE	73	1587		PS	3PK630
						AC, OE-NO 9936420850	4PK850
						AC, OE-NO 9936420870	4PK870
						ALT	5PK975
					<b>CT827</b>	CA	
					<b>CT827K1</b>	CA	
1.8 i (AT191_)	02/95-09/97	7A-FE	79	1762		PS	3PK630
						AC, OE-NO 9936420850	4PK850
						AC, OE-NO 9936420870	4PK870
						ALT	5PK975
					<b>CT850</b>	CA	
					<b>CT850K1</b>	CA	
2.0 D (CT190_)	01/93-01/96	2C	54	1975		PS	5PK1100
						PS, (AC)	5PK1212
						AC	5PK1212
					<b>CT583</b>	CA	
					<b>CT583K1</b>	CA	
2.0 GLI (ST191_)	01/93-09/97	3S-FE	98	1998		PS	3PK760
						ALT, (-AC), (MANL)	5PK1000
						ALT, (-AC), (AUTOM)	5PK1010
						ALT, AC, OE-NO 9091602344, 9091602345	5PK1110
						ALT, AC, OE-NO 993581130	5PK1130
					<b>CT998</b>	CA	
					<b>CT998K1</b>	CA	
2.0 i (ST191_)	05/95-09/97	3S-FE	93	1998		PS	3PK760
						ALT, (-AC), (MANL)	5PK1000
						ALT, (-AC), (AUTOM)	5PK1010
						ALT, AC, OE-NO 9091602344, 9091602345	5PK1110
						ALT, AC, OE-NO 993581130	5PK1130
					<b>CT998</b>	CA	
					<b>CT998K1</b>	CA	
2.0 TD (CT190_)	01/96-09/97	2C-T	61	1975		PS	5PK1110
						AC	5PK1212
					<b>CT583</b>	CA	
					<b>CT583K1</b>	CA	

**CARINA E Stufenheck (\_T19\_)**

1.6 (AT190)	01/93-09/97	4A-FE	79	1587		PS	3PK630
						AC	4PK850
						AC	4PK870
						ALT	5PK970
					<b>CT827</b>	CA	
					<b>CT827K1</b>	CA	
	01/95-09/97		73			PS	3PK630
						AC, OE-NO 9936420850	4PK850
						AC, OE-NO 9936420870	4PK870
						ALT	5PK975
					<b>CT827</b>	CA	
					<b>CT827K1</b>	CA	
	10/95-09/97		78			PS	3PK630
						AC, OE-NO 9936420850	4PK850
						AC, OE-NO 9936420870	4PK870
						ALT	5PK975
					<b>CT827</b>	CA	
					<b>CT827K1</b>	CA	
1.6 16V (AT190_)	12/94-09/97	4A-FE	85	1587		PS	3PK630
						AC, OE-NO 9936420850	4PK850
						AC, OE-NO 9936420870	4PK870
						ALT	5PK975





# TOYOTA

CARINA E Stufenheck (_T19_)							
1.8 i 16V (AT191)	01/95-09/97	7A-FE	79	1762	CT827	CA	3PK630 4PK850 4PK870 5PK975
					CT827K1	CA	
2.0 (ST191)	01/93-09/97	3S-FE	98	1998	CT850	PS AC, OE-NO 9936420850 AC, OE-NO 9936420870 ALT	3PK760 5PK1000 5PK1010 5PK1110 5PK1130
					CT850K1	CA CA	
2.0 D (CT190)	08/92-01/96	2C	54	1975	CT998	PS PS, (AC) AC	5PK1100 5PK1212 5PK1212
					CT998K1	CA CA	
2.0 GTi (ST191_)	04/92-02/94	3S-GE	116	1998	CT583	PS ALT ALT, AC	3PK760 5PK1000 5PK1100
					CT583K1	CA CA	
2.0 GTi 16V (ST191_)	03/94-09/97	3S-GE	129	1998	CT783	PS ALT ALT, AC CA, ⇨02/1994, MTR-CODE: 3SGE	3PK760 5PK1000 5PK1100
					CT859	CA	
2.0 i (ST191)	12/92-09/97	3S-FE	93	1998	CT998	PS ALT, (-AC), (MANL) ALT, (-AC), (AUTOM) ALT, AC, OE-NO 9091602344, 9091602345 ALT, AC, OE-NO 993581130	3PK760 5PK1000 5PK1010 5PK1110 5PK1130
					CT998K1	CA CA	
2.0 TD (CT190_)	01/96-09/97	2C-T	61	1975	CT583	PS AC CA CA	5PK1110 5PK1212
					CT583K1	CA	
CARINA II (_T15_)							
1.6 (AT151)	10/83-11/87	4A-LC	55	1587	CT680	PS ALT AC CA CA	3PK630 5PK970 AVX13X875
		4A-L	62	1588	CT680	PS ALT AC CA CA	
	10/86-11/87		63		CT680	PS ALT AC CA CA	3PK630 5PK970 AVX13X875
1.8 GLI (ST150)	10/83-11/87	1S-L	74	1832	CT577	PS ALT ALT, AC CA CA	3PK760 5PK1000 5PK1110
					CT577K1	CA	
2.0 D	02/84-05/88	2C-L	50	1974	CT583	PS, AC PS ALT CA, 01/1988⇨ CA	5PK1212 6PK1120 AVX13X850
					CT583K1	CA	
2.0 D (CT150)	12/85-11/87	2C-L	51	1974	CT583	PS PS, AC ALT CA CA	5PK1120 5PK1212 AVX13X850
					CT583K1	CA	
CARINA II (_T17_)							
1.6 (AT171)	12/87-11/89	4A-F	66	1587	CT536	PS AC AC ALT CA CA	3PK630 4PK841 4PK850 5PK970
					CT536K1	CA	
	12/87-03/92	4A-FE	75			PS	3PK630

TOYOTA



TOYOTA

**TOYOTA**

**CARINA II (\_T17\_)**

			72		CT536 CT536K1	AC	4PK841
						AC	4PK850
			72		CT536 CT536K1	ALT	5PK970
						CA	
			72		CT536 CT536K1	CA	
						PS	3PK630
2.0 D	03/88-06/93	2C-L	54	1974	CT536 CT536K1	AC	4PK841
						AC	4PK850
			72		CT536 CT536K1	ALT	5PK970
						CA	
			72		CT536 CT536K1	CA	
						PS, (-AC), 11/1989⇒	5PK1100
2.0 GLI (ST171)	12/87-03/92	3S-FE	89	1998	CT583 CT583K1	PS, (-AC), ⇒11/1989	5PK1120
						PS, (AC)	5PK1212
			72		CT583 CT583K1	ALT, ⇒11/1989	AVX13X850
						ALT, 11/1989⇒	AVX13X950
			72		CT583 CT583K1	CA	
						CA	
2.0 GLI (ST171)	12/87-03/92	3S-FE	89	1998	CT998 CT998K1	PS	3PK760
						ALT	5PK1000
			72		CT998 CT998K1	ALT, AC	5PK1110
						CA	
			72		CT998 CT998K1	CA	
						CA	

**CARINA II Station Wagon (\_T17\_)**

1.6 (AT171)	12/87-12/89	4A-F	66	1587	CT536 CT536K1	PS	3PK630
						AC	4PK841
			66		CT536 CT536K1	AC	4PK850
						ALT	5PK970
			66		CT536 CT536K1	CA	
						CA	
1.6 (AT171)	12/87-03/92	4A-FE	75		CT536 CT536K1	PS	3PK630
						AC	4PK841
			75		CT536 CT536K1	AC	4PK850
						ALT	5PK970
			75		CT536 CT536K1	CA	
						CA	
2.0	12/87-04/92	3S-FE	89	1998	CT998 CT998K1	PS	3PK760
						ALT	5PK1000
			89		CT998 CT998K1	ALT, AC	5PK1100
						CA	
			89		CT998 CT998K1	CA	
						CA	
2.0 D (CT170)	12/87-01/92	2C-L	54	1975	CT583 CT583K1	PS, (-AC), 11/1989⇒	5PK1100
						PS, (-AC), ⇒11/1989	5PK1120
			54		CT583 CT583K1	PS, (AC)	5PK1212
						ALT, ⇒11/1989	AVX13X850
			54		CT583 CT583K1	ALT, 11/1989⇒	AVX13X950
						CA	
			54		CT583 CT583K1	CA	
						CA	

**CARINA II Stufenheck (\_T15\_)**

1.6 (AT151)	10/83-11/87	4A-LC	55	1587	CT680 CT680K1	PS	3PK630
						ALT	5PK970
			55		CT680 CT680K1	AC	AVX13X875
						CA	
			55		CT680 CT680K1	CA	
						CA	
1.6 (AT151)	10/83-11/87	4A-L	62	1588	CT680 CT680K1	PS	3PK630
						ALT	5PK970
			62		CT680 CT680K1	AC	AVX13X875
						CA	
			62		CT680 CT680K1	CA	
						CA	
1.8 GLI (ST150)	10/83-11/87	1S-EL	74	1832	CT577 CT577K1	PS	3PK760
						ALT	5PK1000
			74		CT577 CT577K1	ALT, AC	5PK1110
						CA	
			74		CT577 CT577K1	CA	
						CA	
2.0 D	02/84-05/88	2C-L	50	1974	CT583 CT583K1	PS, AC	5PK1212
						PS	6PK1120
			50		CT583 CT583K1	ALT	AVX13X850
						CA, 01/1988⇒	
			50		CT583 CT583K1	CA	
						CA	

**CARINA II Stufenheck (\_T17\_)**

1.5	12/87-03/92		64	1498		PS	3PK630
						AC	4PK870





<b>TOYOTA</b>							
<b>CARINA II Stufenheck (_T17_)</b>							
					<b>CT536</b>	ALT CA	5PK970
1.6 (AT171)	12/87-08/90	4A-F	66	1587	<b>CT536</b>	PS AC AC ALT	3PK630 4PK841 4PK850 5PK970
					<b>CT536</b> <b>CT536K1</b>	CA CA	
	12/87-03/92	4A-FE	75		<b>CT536</b> <b>CT536K1</b>	PS AC AC ALT	3PK630 4PK841 4PK850 5PK970
			72		<b>CT536</b> <b>CT536K1</b>	CA CA	
1.8 4x4	12/87-03/92		77	1838	<b>CT998</b>	PS ALT, (MANL) ALT, (AUTOM) AC, OE-NO 90916-02270 AC, OE-NO 99365-51120	3PK765 5PK1000 5PK1010 5PK1110 5PK1120
2.0	12/87-03/92	3S-FE	94	1998	<b>CT998</b> <b>CT998K1</b>	PS ALT, (-AC) ALT, (AC) CA CA	3PK765 5PK1000 5PK1110
2.0 D	03/88-06/93	2C	54	1974	<b>CT583</b>	PS, 11/1989⇒ PS, ⇒11/1989 PS, AC ALT, 11/1989⇒ ALT, ⇒11/1989	5PK1100 5PK1120 5PK1212 AVX13X1200 AVX13X850
2.0 GLI (ST171)	12/87-03/92	3S-FE	89	1998	<b>CT998</b> <b>CT998K1</b>	PS ALT ALT, AC CA CA	3PK760 5PK1000 5PK1110
<b>CARINA Station Wagon (TA4K, TA6K)</b>							
1.6 (TA4K)	03/81-01/82	2T	54	1588		ALT AC	AVX10X888 AVX13X960
1.6 (TA4K, TA60LG)	04/78-09/83	2T	55	1588		ALT AC	AVX10X888 AVX13X960
1.8 D	04/82-09/83	1C	48	1840	<b>CT583</b> <b>CT583K1</b>	CA CA	
<b>CELICA (AT16_, ST16_)</b>							
1.6	04/86-08/89	4A-L	63	1588	<b>CT555</b> <b>CT680</b> <b>CT680K1</b>	PS ALT AC CA, MTR-CODE: 4AGE CA, MTR-CODE: 4AL CA	3PK630 5PK970 AVX13X875
1.6 GT 16V	04/86-08/89	4A-GEL	91	1587	<b>CT555</b>	ALT PS AC CA	5PK820 5PK920 AVX13X875
2.0	01/87-08/89	3S-GEL	110	1998	<b>CT783</b>	PS ALT ALT, AC CA	3PK760 5PK1000 5PK1100
<b>CELICA (RA2_, TA2_)</b>							
1.6 GT (TA2, TA22)	12/74-03/78	2T-G	79	1588		ALT AC	AVX10X865 AVX13X960
1.6 LT (TA2)	02/76-03/78	2T	55	1588		ALT AC	AVX10X888 AVX13X960
1.6 LT (TA22)	05/73-03/78		58	1577		ALT AC	AVX10X888 AVX13X960
1.6 ST (TA2, TA22)	05/73-03/78	2TB	63	1588		ALT AC	AVX10X888 AVX13X960
<b>CELICA (ST20_, AT20_)</b>							
1.8 i 16V (AT200/ST)	11/93-11/99	7A-FE	85	1762	<b>CT850</b>	PS AC ALT CA	3PK630 4PK860 5PK975

**TOYOTA**



**TOYOTA**
**CELICA (ST20\_, AT20\_)**

↩	2.0 i 16V	04/96-11/99	3S-GE	125	1998	<b>CT850K1</b>	CA PS ALT ALT, AC	3PK760 5PK1025 5PK1120
	2.0 i 16V (ST202/GT)	11/93-11/99	3S-GE	129	1998	<b>CT859</b>	CA PS ALT, (-AC) ALT, (AC)	3PK760 5PK1025 5PK1120
	2.0 i Turbo 4WD (ST205)	02/94-11/99	3S-GTE	178	1998	<b>CT859</b>	CA PS ALT, (-AC) ALT, (AC)	3PK760 5PK1025 5PK1120
	2.2 GT	11/93-08/99	5S-FE	100	2164	<b>CT859</b>	CA PS ALT, (-AC) ALT, (AC)	3PK760 5PK1000 5PK1110
						<b>CT998</b>	CA	

**CELICA (TA60, RA40, RA6\_)**

1.6 ST (TA60)	08/77-07/81	2TB	63	1588		ALT AC	AVX10X888 AVX13X960
	02/79-07/81	2T	66			ALT AC	AVX10X888 AVX13X960
2.0 GT (RA63)	02/78-07/81	18R-G	90	1968		ALT AC AC	AVX10X850 AVX13X1175 AVX13X1250
2.0 XT (RA40)	01/80-07/81	18R	65	1968		ALT AC AC	AVX10X850 AVX13X1175 AVX13X1250
	02/79-07/81		66			ALT AC AC	AVX10X850 AVX13X1175 AVX13X1250
2.0 XT (RA61)	02/82-08/85	21R-C	77	1972		ALT AC	AVX10X888 AVX13X960

**CELICA (ZZT23\_)**

1.8 16V TS (ZZT231_)	08/99-09/05	2ZZ-GE	141	1796		ALT	6PK1940
1.8 16V VT-i (ZZT230_)	08/99-07/05	1ZZ-FE	105	1794		ALT, (-AC), ⇄10/2005 ALT, (AC), ⇄10/2005	6PK1538 6PK1893

**CELICA Cabriolet (AT18\_, ST18\_)**

2.0 GTi (ST182)	10/89-11/93	3S-GE	115	1998		PS ALT ALT, AC	3PK760 5PK1000 5PK1100
					<b>CT783</b>	CA	

**CELICA Cabriolet (AT20\_, ST20\_)**

2.0 i 16V	11/93-08/99	3S-GE	125	1998		PS ALT, (-AC) ALT, (AC)	3PK760 5PK1025 5PK1120
					<b>CT859</b>	CA	

**CELICA Cabriolet (ST16\_, AT16\_)**

2.0 GT (ST162)	08/85-08/89	3S-GELC	103	1998		PS ALT ALT, AC	3PK760 5PK1000 5PK1100
	10/86-08/89	3S-GEL	110		<b>CT783</b>	CA PS ALT ALT, AC	3PK760 5PK1000 5PK1100
					<b>CT783</b>	CA	

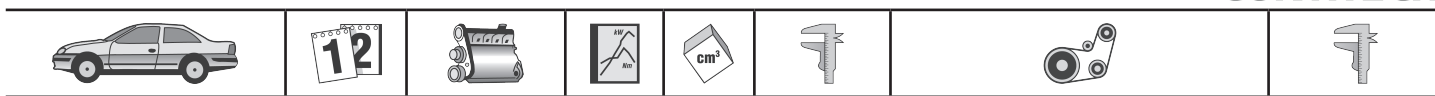
**CELICA Coupe (\_A6\_)**

1.6	12/83-12/85	4A-GE	91	1587		ALT PS AC	5PK825 5PK920 AVX13X875
					<b>CT555</b>	CA	
2.0	01/82-12/85	21R-U	77	1972	<b>CT783</b>	ALT CA	AVX10X888
			18R-G	88	1968		ALT AC AC

**CELICA Coupe (AT18\_, ST18\_)**

1.6 STi (AT180)	10/89-11/93	4A-FE	77	1587		PS AC ALT	3PK630 4PK850 5PK970
					<b>CT536</b> <b>CT536K1</b>	CA CA	
2.0 GTi (ST182)	10/89-11/93	3S-GE	115	1998	<b>CT783</b>	PS ALT ALT, AC CA	3PK760 5PK1000 5PK1100
2.0 Turbo 4WD (ST185)	10/89-11/93	3S-GTE	150	1998		PS ALT	3PK760 5PK1000





## TOYOTA

CELICA Coupe (AT18_, ST18_)							
↙			153		CT783	ALT, AC	5PK1100
						CA	
						PS	3PK760
2.2	10/89-10/93	5S-FE	100	2164	CT783	ALT	5PK1000
						ALT, AC	5PK1100
						CA	
					CT998	PS	3PK760
						ALT, (-AC)	5PK1000
						ALT, (AC)	5PK1110
CELICA Coupe (RA4_, TA4_)							
1.6 GT (TA4C)	04/78-07/81	2T-G	80	1588		ALT	AVX10X865
	04/80-07/81		81			AC	AVX13X960
1.6 LT (TA4C)	02/79-07/81	2TB	55	1588		ALT	AVX10X888
						AC	AVX13X960
1.6 ST (TA4C, TA60)	08/77-07/81	4A-L, 2TB	63	1588		ALT	AVX10X888
1.6 ST (TA60)	02/79-07/81	2T	66	1588		AC	AVX13X960
						ALT	AVX10X888
CELICA Coupe (ST16_, AT16_)							
2.0 Turbo 4x4	03/88-08/89	3S-GTE	136	1998	CT783	PS	3PK760
						ALT, AC	5PK1000
CELICA Liftback (ST16_, AT16_)							
1.6	04/86-08/89	4A-L	63	1588	CT555 CT680 CT680K1	PS	3PK630
						ALT	5PK970
						AC	AVX13X875
1.6 GT	08/87-08/89	4A-GELC	85	1587	CT555	CA, MTR-CODE: 4AGE	
						CA, MTR-CODE: 4AL	
						CA	
1.6 GT 16V	09/85-08/89	4A-GEL	91	1587	CT555	ALT	5PK820
						AC	AVX13X875
2.0 GT	08/85-08/89	3S-GEL	110	1998	CT555	PS	5PK820
						ALT	5PK920
						ALT, AC	AVX13X875
	09/85-08/89	3S-GELC	103		CT783	CA	3PK760
						PS	5PK1000
						ALT, AC	5PK1100
CELICA SUPRA (_A6_)							
2.8 i	08/81-12/85	5M-GE	125	2759		PS	AVX13X1200
COROLLA (_E10_)							
1.3 12V (EE100_)	07/92-04/97	2E	53	1296	CT695 CT695K1	ALT	4PK825
						PS, (AC), ⇨05/1993	5PK1070
						PS, (AC), 06/1993⇨	5PK1090
1.3 XLI (EE101_)	09/95-04/97	4E-FE	55	1332	CT828 CT828K1	AC, (-PS), ⇨05/1993	5PK880
						AC, (-PS), 06/1993⇨	5PK890
						PS, (-AC)	5PK920
1.3 XLI 16V (EE101)	07/92-09/95	4E-FE	65	1332	CT828 CT828K1	CA	4PK825
						CA	4PK920
						ALT	5PK1070
1.6 Si (AE101_)	09/95-04/97	4A-FE	84	1587	CT828 CT828K1	PS, (AC), ⇨05/1993	5PK1080
						PS, (AC), 06/1993⇨	5PK1080
						AC	5PK880
						PS, (-AC)	5PK920
						CA	
						CA	
						PS	3PK630
						AC	4PK860
						ALT	5PK975







**TOYOTA**

**TOYOTA**

**COROLLA (\_E10\_)**

2.0 D (CE100_)	07/92-04/97	2C	53	1975	CT827 CT827K1	CA CA	5PK1100 5PK1120 5PK1190
					CT583 CT583K1	CA CA	

**COROLLA (\_E11\_)**

1.4 (EE111_)	04/97-02/00	4E-FE	63	1332		ALT PS, (AC) AC, (-PS) PS, (-AC)	4PK825 5PK1054 5PK880 5PK890
					CT828 CT828K1	CA CA	
1.4 16V (ZZE111_)	02/00-11/01	4ZZ-FE	71	1398		ALT, (-AC), OE-NO 90916-02468, 90916-02535 ALT, (-AC), OE-NO 90916-02469, 90916-W2005 ALT, (AC), OE-NO 90916-02482, 99366-31820 ALT, (AC), OE-NO 90916-02470, 99366-H1840	6PK1538 6PK1560 6PK1820 6PK1840
1.4 D4d	06/04-12/01	1ND-TV	66	1364		ALT, (AC) ALT, (-AC)	6PK1217 6PK976
1.6 (AE111_)	04/97-02/00	4A-FE	81	1587		PS ALT CA CA	3PK630 5PK975
					CT827 CT827K1	CA CA	
1.6 16V (ZZE112_)	02/00-11/01	3ZZ-FE	81	1598		ALT, (-AC), OE-NO 90916-02468, 90916-02535 ALT, (-AC), OE-NO 90916-02469, 90916-W2005 ALT, (AC), OE-NO 90916-02482, 99366-31820 ALT, (AC), OE-NO 90916-02470, 99366-H1840	6PK1538 6PK1560 6PK1820 6PK1840
1.6 Aut. (AE111_)	04/97-02/00	4A-FE	79	1587		PS ALT CA CA	3PK630 5PK975
					CT827 CT827K1	CA CA	
1.8 Linea Terra	10/97-10/01	7A-FE	81	1762		PS AC ALT CA CA	3PK630 4PK860 5PK970
					CT850 CT850K1	CA CA	
1.9 D (WZE110_)	02/00-11/01	1WZ	51	1867		ALT, (-AC) ALT, (AC) CA CA CA	6PK1480 6PK1775
					CT986 CT986K2 CT986WP2	CA CA CA	
2.0 D (CE110_)	04/97-02/00	2C-E	53	1975		PS PS, AC CA CA	5PK1110 5PK1190
					CT583 CT583K1	CA CA	
2.0 D4d	06/04-12/01	1CD-FTV	85	1995		PS ALT CA CA CA CA	5PK1110 5PK884
					CT1043 CT1043K1 CT1043K2 CT1043WP1	CA CA CA CA	
2.0 D-4D	09/00-11/01	1CD-FTV	66	1995		PS, (-AC), (CE110) PS, (-AC), (CDE110) PS, (AC) CA CA CA CA	5PK1110 5PK1130 5PK1190
					CT1043 CT1043K1 CT1043K2 CT1043WP1	CA CA CA CA	
	08/00-10/01		81			PS, (-AC) PS, (AC) CA CA CA CA	5PK1135 5PK1190
					CT1043 CT1043K1 CT1043K2 CT1043WP1	CA CA CA CA	

**COROLLA (\_E7\_)**

1.3 (KE70)	09/79-06/83	4K	44	1290		ALT, ⇨07/1981 ALT, 08/1981⇨	AVX10X875 AVX10X888
	02/82-06/83		48			ALT	AVX10X888
1.6 (TE71)	10/82-09/83	2T	55	1588		ALT, (AC)	AVX10X888





<b>TOYOTA</b>							
<b>COROLLA ( _E7_ )</b>							
						ALT AC	AVX10X900 AVX13X975
1.6 GT	05/80-09/83	2T-G	81	1588		ALT	AVX10X850
1.8 D (CE70)	01/83-09/83	1C	43	1839		PS ALT, ⇒06/1983 ALT, 06/1983⇒	5PK1120 AVX10X960 AVX13X850
					CT583 CT583K1	CA CA	
<b>COROLLA ( _E8_ )</b>							
1.3 (AE80)	06/83-10/84	2A-L	51	1296	CT680 CT680K1	ALT CA CA	5PK970
1.3 (AE80/EE80)	10/84-08/87	2E-LC, 2E-L	55	1295	CT694 CT694K1 CT695 CT695K1	ALT AC PS, (AC) PS, (AC) CA, ⇒04/1986 CA, ⇒04/1986 CA, 04/1986⇒ CA, 05/1986⇒	4PK815 4PK860 5PK1070 5PK920
1.6	12/85-05/88	4A-LC	54	1587	CT536 CT680 CT680K1	ALT PS AC CA, 01/1987⇒ CA, ⇒01/1987 CA	AVX10X975 AVX13X800 AVX13X865
1.6 (AE82)	08/85-08/87	4A-LC	53	1587	CT536 CT680 CT680K1	ALT PS AC CA, 01/1987⇒ CA, ⇒01/1987 CA	AVX10X975 AVX13X800 AVX13X865
	06/83-08/87	4A-L	62	1588	CT536 CT680 CT680K1	PS AC AC ALT CA, 01/1987⇒ CA, ⇒01/1987 CA, ⇒01/1987	3PK630 4PK830 4PK860 5PK970
1.8 D	06/83-05/88	1C	43	1840	CT583 CT583K1	PS, (-AC) AC, (PS) AC, (-PS) ALT CA CA	5PK1120 5PK1212 5PK790 AVX13X850
	07/85-05/88	1C-L	47	1839	CT583 CT583K1	PS, (-AC) AC, (PS) AC, (-PS) ALT CA CA	5PK1120 5PK1212 5PK790 AVX13X850
<b>COROLLA ( _E9_ )</b>							
1.3 i (EE90)	08/87-12/92	2E, 2E-E	55	1296	CT695 CT695K1	ALT AC, ⇒10/1988 PS, (AC) AC, 10/1988⇒ PS, (-AC) CA CA	4PK815 4PK860 5PK1070 5PK880 5PK920
1.6 (AE92)	08/87-12/89	4A-F	66	1587	CT536 CT536K1	PS AC AC ALT CA CA	3PK630 4PK830 4PK860 5PK970
1.6 Allrad	08/87-08/89	4A-F	66	1587	CT536 CT536K1	PS AC AC ALT CA CA	3PK630 4PK830 4PK860 5PK970
1.6 i	11/89-06/93	4A-FE	77	1587	CT536 CT536K1 CT827	PS AC AC ALT CA, ⇒01/1992 CA, ⇒01/1992 CA, 01/1992⇒	3PK630 4PK830 4PK860 5PK970

**TOYOTA**


**TOYOTA**
**TOYOTA**
**COROLLA (\_E9\_)**

↔ 1.6 i 4WD	10/87-08/90	4A-FE	77	1587		PS AC, OE-NO 99364-50830 AC, OE-NO 99364-00845 AC, OE-NO 99364-00860 ALT, (MANL) ALT, (AUTOM)	3PK630 4PK836 4PK845 4PK860 5PK970 5PK980
					CT536 CT536K1	CA CA	
1.8 D	11/89-06/93	1C	49	1840		PS PS, AC AC ALT CA CA	5PK1100 5PK1212 5PK790 AVX13X950
					CT583 CT583K1	CA CA	
	07/87-06/93		47			PS, (-AC) AC, (PS) AC, (-PS) ALT CA CA	5PK1120 5PK1212 5PK790 AVX13X850
					CT583 CT583K1	CA CA	

**COROLLA (KE)**

1.2 (KE20, KE25)	10/72-06/77	3K-B, 3K-C, 3K-H	43	1166		ALT, FAN, 01/1974↔ ALT, FAN, ↔01/1974 CA	AVX10X850 AVX13X818
					CT680		
1.2 (KE20, KE25, KE30)	08/74-12/80	3K-B, 3K-C, 3K-H	40	1166		ALT, FOR ALT: 30A ALT, FOR ALT: 40A AC	AVX10X800 AVX10X838 AVX13X975

**COROLLA (ZZE12\_, NDE12\_, ZDE12\_)**

1.4 D	07/04-02/07	1ND-TV	66	1364		ALT, (AC) ALT, (-AC)	6PK1217 6PK970
1.4 VVT-i	01/02-12/06	4ZZ-FE	71	1398		ALT, (-AC), MTR-CODE: 4ZZFE ALT, (AC), MTR-CODE: 4ZZFE ONLY WITH VD1079	6PK1420 6PK1693 MS41 VD1079
1.6 VVTi	10/06-02/07	1ZR-FE	91	1598		ALT, (AC) ALT, (-AC)	6PK1230 6PK915
1.6 VVT-i	01/02-12/06	3ZZ-FE	81	1598		ALT, (-AC), MTR-CODE: 3ZZFE ALT, (AC), MTR-CODE: 3ZZFE ONLY WITH VD1079	6PK1400 6PK1675 MS41 VD1079
1.8 VVTL-i TS	01/02-02/07	2ZZ-GE	141	1796		ALT, ↔02/2007	6PK1698
	02/05-02/07		165			ALT	6PK1698
2.0 D-4D	01/02-12/06	1CD-FTV	66	1995		PS, (-AC) PS, (AC) ALT CA CA CA CA, ↔05/2004 CA, 06/2004↔	5PK1110 5PK1190 5PK884
					CT1043 CT1043K1 CT1043K2 CT1043WP1 CT1043WP2		
			81			PS, (-AC) PS, (AC) ALT CA CA CA CA, ↔05/2004 CA, 06/2004↔	5PK1110 5PK1190 5PK884
					CT1043 CT1043K1 CT1043K2 CT1043WP1 CT1043WP2		
	05/03-02/07		85			PS ALT CA CA CA CA, ↔05/2004 CA, 06/2004↔	5PK1110 5PK884
					CT1043 CT1043K1 CT1043K2 CT1043WP1 CT1043WP2		

**COROLLA Combi (KE)**

1.2 (KE36)	07/75-01/80	3K-B, 3K, 3K-H	40	1166		ALT, FAN CA	AVX10X850
					CT680		

**COROLLA Compact (\_E10\_)**

1.3 12V (EE100_)	07/92-05/95	2E	53	1296		ALT PS, (AC), ↔05/1993 PS, (AC), 06/1993↔ AC, (-PS), ↔05/1993 AC, (-PS), 06/1993↔ PS, (-AC)	4PK825 5PK1070 5PK1090 5PK880 5PK890 5PK920
					CT695 CT695K1	CA CA	
1.3 XLI (EE101_)	09/95-04/97	4E-FE	55	1332		ALT	4PK825





## TOYOTA

### COROLLA Compact (\_E10\_)

						ALT PS, (AC) AC, (-PS) PS, (-AC), 06/1996⇒ PS, (-AC), ⇒05/1996 CA CA	4PK920 5PK1080 5PK890 5PK915 5PK920
1.3 XLI 16V (EE101)	07/92-09/95	4E-FE	65	1332	CT828 CT828K1	ALT ALT PS, (AC), ⇒05/1993 PS, (AC), 06/1993⇒ AC, (-PS) PS, (-AC) CA CA CA	4PK825 4PK920 5PK1070 5PK1080 5PK880 5PK920
1.6 Si (AE101_)	07/92-04/97	4A-FE	84	1587	CT827 CT827K1	PS AC AC ALT CA CA	3PK630 4PK845 4PK860 5PK975
1.8 GT (AE102_)	11/92-05/95	7A-FE	86	1762	CT850 CT850K1	PS AC ALT CA CA	3PK630 4PK860 5PK975
2.0 D (CE100_)	07/92-04/97	2C	53	1975	CT583 CT583K1	PS, (-AC) PS, (AC), AC, (-PS) AC, (PS) CA CA	5PK1100 5PK1120 5PK1190

### COROLLA Compact (\_E11\_)

1.4 (EE111_)	04/97-02/00	4E-FE	63	1332	CT828 CT828K1	ALT PS, (AC) AC, (-PS) PS, (-AC) CA CA	4PK825 5PK1054 5PK880 5PK890
1.4 (ZZE111_)	02/00-01/02	4ZZ-FE	71	1398		ALT, (-AC), OE-NO 90916-02468, 90916-02535 ALT, (-AC), OE-NO 90916-02469, 90916-W2005 ALT, (AC), OE-NO 90916-02482, 99366-31820 ALT, (AC), OE-NO 90916-02470, 99366-H1840	6PK1538 6PK1560 6PK1820 6PK1840
1.6 (AE111_)	04/97-02/00	4A-FE	81	1587	CT827 CT827K1	PS ALT CA CA	3PK630 5PK975
1.6 (ZZE112_)	02/00-01/02	3ZZ-FE	81	1598		ALT, (-AC), OE-NO 90916-02468, 90916-02535 ALT, (-AC), OE-NO 90916-02469, 90916-W2005 ALT, (AC), OE-NO 90916-02482, 99366-31820 ALT, (AC), OE-NO 90916-02470, 99366-H1840	6PK1538 6PK1560 6PK1820 6PK1840
1.6 Aut. (AE111_)	04/97-02/00	4A-FE	79	1587	CT827 CT827K1	PS ALT CA CA	3PK630 5PK975
1.9 D (WZE110_)	02/00-01/02	1WZ	51	1867	CT986 CT986K2 CT986WP2	ALT, (-AC) ALT, (AC) CA CA CA	6PK1480 6PK1775
2.0 D (CE110_)	04/97-02/00	2C-E	53	1975	CT583 CT583K1	PS PS, AC CA CA	5PK1110 5PK1190
2.0 D-4D	09/00-01/02	1CD-FTV	66	1995	CT1043 CT1043K1 CT1043K2 CT1043WP1	PS, (-AC), (CE110) PS, (-AC), (CDE110) PS, (AC) CA CA CA CA	5PK1110 5PK1130 5PK1190


**TOYOTA**
**TOYOTA**
**COROLLA Compact (\_E11\_)**

↩	08/00-10/01		81			PS, (-AC) PS, (AC) CA CA CA CA CA	5PK1135 5PK1190
						CT1043 CT1043K1 CT1043K2 CT1043WP1	

**COROLLA Compact (\_E9\_)**

1.3 (EE90)	08/87-12/89	2E	55	1296		ALT, (MANL) ALT, (AUTOM) PS, (AC) AC, ⇒10/1988 AC, 10/1988⇒ PS, (-AC) CA CA	4PK815 4PK825 5PK1070 5PK860 5PK880 5PK920
						CT695 CT695K1	
1.6 (AE92)	08/87-04/92	4A-F	66	1587		PS AC AC ALT CA CA	3PK630 4PK830 4PK860 5PK970
						CT536 CT536K1	
1.6 GTi (AE92, AE93)	08/87-04/92	4A-GE	85	1587		ALT AC PS CA	5PK825 5PK847 5PK920
						CT555	
1.6 i (AE92)	08/89-04/92	4A-FE	77	1587		PS AC AC ALT CA CA	3PK630 4PK830 4PK860 5PK970
						CT536 CT536K1	
1.8 D (CE90)	08/87-04/92	1C	47	1840		PS, 08/1989⇒ PS, ⇒08/1989 AC, (PS) AC, (-PS) ALT, ⇒08/1989 ALT, 08/1989⇒ CA CA	5PK1100 5PK1120 5PK1212 5PK790 AVX13X850 AVX13X950
						CT583 CT583K1	
	08/89-04/92		49			PS, 08/1989⇒ PS, ⇒08/1989 PS, AC AC ALT, ⇒08/1989 ALT, 08/1989⇒ CA CA	5PK1100 5PK1110 5PK1212 5PK790 AVX13X850 AVX13X950
						CT583 CT583K1	

**COROLLA Coupe (AE86)**

1.6 16V	12/85-04/87	4A-GEC	85	1587		AC ALT PS CA	5PK790 5PK825 AVX13X800
						CT555	
1.6 GT 16V (AE86)	08/83-07/87	4A-GE	91	1587		AC ALT PS CA	5PK790 5PK825 AVX13X800
						CT555	

**COROLLA Coupe (KE)**

1.2 (KE35)	07/75-01/80	3K-B, 3K-C, 3K-H	40	1166		ALT, FAN CA	AVX10X850
						CT680	

**COROLLA FX Compact (E8B)**

1.3	08/85-08/87	2E-L	55	1295		ALT AC PS, (AC) PS, (-AC) CA, ⇒04/1986 CA, ⇒04/1986 CA, 04/1986⇒ CA, 05/1986⇒	4PK815 4PK860 5PK1070 5PK920
						CT694 CT694K1 CT695 CT695K1	
1.6 GT 16V	08/85-08/87	4A-GEL	89	1587		ALT PS CA	5PK825 5PK920
						CT555	
1.8 D	08/85-08/87	1C-L	47	1839		PS, (-AC) PS, (AC) AC, (-PS) ALT CA CA	5PK1120 5PK1212 5PK790 AVX13X850
						CT583 CT583K1	
	01/85-05/88	1C	43			PS, (-AC)	5PK1120





<b>TOYOTA</b>							
<b>COROLLA FX Compact (E8B)</b>							
					CT583 CT583K1	PS, (AC) AC, (-PS) ALT CA CA	5PK1212 5PK790 AVX13X850
<b>COROLLA Kombi ( E12J, _E12T )</b>							
1.4 D	07/04-02/07	1ND-TV	66	1364		ALT, (AC) ALT, (-AC)	6PK1217 6PK970
1.4 VVT-i	01/02-02/07	4ZZ-FE	71	1398		ALT, (-AC), MTR-CODE: 4ZZFE ALT, (AC), MTR-CODE: 4ZZFE ONLY WITH VD1079	6PK1400 6PK1675 MS41 VD1079
1.6 VVT-i	01/02-02/07	3ZZ-FE	81	1598		ALT, (-AC), MTR-CODE: 3ZZFE ALT, (AC), MTR-CODE: 3ZZFE ONLY WITH VD1079	6PK1400 6PK1675 MS41 VD1079
2.0 D-4D	01/02-02/07	1CD-FTV	66	1995	CT1043 CT1043K1 CT1043K2 CT1043WP1 CT1043WP2	PS, (-AC) PS, (AC) ALT CA CA CA CA, ⇨05/2004 CA, 06/2004⇨	5PK1110 5PK1190 5PK890
	04/04-02/07		85		CT1043 CT1043K1 CT1043K2 CT1043WP1 CT1043WP2	PS, (-AC) PS, (AC) ALT CA CA CA CA, ⇨05/2004 CA, 06/2004⇨	5PK1110 5PK1190 5PK884
<b>COROLLA Liftback ( E10 )</b>							
1.3 12V (EE100_)	07/92-05/95	2E	53	1296	CT695 CT695K1	ALT PS, (AC), ⇨05/1993 PS, (AC), 06/1993⇨ AC, (-PS), ⇨05/1993 AC, (-PS), 06/1993⇨ PS, (-AC) CA CA	4PK825 5PK1070 5PK1090 5PK880 5PK890 5PK920
1.3 XLI (EE101_)	07/92-04/97	4E-FE	65	1332	CT828 CT828K1	ALT ALT PS, AC AC PS CA CA	4PK825 4PK920 5PK1070 5PK884 5PK920
1.6 GLI (AE101_)	07/92-04/97	4A-FE	84	1587	CT827 CT827K1	PS AC AC ALT CA CA	3PK630 4PK845 4PK860 5PK975
1.8 GT (AE102_)	11/92-05/95	7A-FE	86	1762	CT850 CT850K1	PS AC ALT CA CA	3PK630 4PK860 5PK975
2.0 D (CE100_)	07/92-04/97	2C	53	1975	CT583 CT583K1	PS, (-AC) PS, (AC) AC, (-PS) AC, (PS) CA CA	5PK1100 5PK1110 5PK1120 5PK1190
<b>COROLLA Liftback ( E11 )</b>							
1.4 (EE111_)	04/97-02/00	4E-FE	63	1332	CT828 CT828K1	ALT PS, (AC) AC, (-PS) PS, (-AC) CA CA	4PK825 5PK1054 5PK880 5PK890
1.4 (ZZE111_)	02/00-01/02	4ZZ-FE	71	1398		ALT, (-AC), OE-NO 90916-02468, 90916-02535 ALT, (-AC), OE-NO 90916-02469, 90916-W2005 ALT, (AC), OE-NO 90916-02482, 99366-31820	6PK1538 6PK1560 6PK1820

**TOYOTA**



TOYOTA

## TOYOTA

### COROLLA Liftback (\_E11\_)

						ALT, (AC), OE-NO 90916-02470, 99366-H1840	<b>6PK1840</b>
1.6 (AE111_)	04/97-02/00	4A-FE	81	1587		PS ALT CA CA	<b>3PK630</b> <b>5PK975</b>
					<b>CT827</b> <b>CT827K1</b>		
1.6 (ZZE112_)	02/00-01/02	3ZZ-FE	81	1598		ALT, (-AC), OE-NO 90916-02468, 90916-02535 ALT, (-AC), OE-NO 90916-02469, 90916-W2005 ALT, (AC), OE-NO 90916-02482, 99366-31820 ALT, (AC), OE-NO 90916-02470, 99366-H1840	<b>6PK1538</b> <b>6PK1560</b> <b>6PK1820</b> <b>6PK1840</b>
1.6 Aut. (AE111_)	04/97-02/00	4A-FE	79	1587		PS ALT CA CA	<b>3PK630</b> <b>5PK975</b>
					<b>CT827</b> <b>CT827K1</b>		
1.8 (AE112)	09/98-11/01	7A-FE	85	1762		PS AC ALT CA CA	<b>3PK630</b> <b>4PK860</b> <b>5PK970</b>
					<b>CT850</b> <b>CT850K1</b>		
1.9 D (WZE110_)	02/00-01/02	1WZ	51	1867		ALT, (-AC) ALT, (AC) CA CA CA	<b>6PK1480</b> <b>6PK1775</b>
					<b>CT986</b> <b>CT986K2</b> <b>CT986WP2</b>		
2.0 D (CE110)	04/97-02/00	2C-E	53	1975		PS PS, AC CA CA	<b>5PK1110</b> <b>5PK1190</b>
					<b>CT583</b> <b>CT583K1</b>		
2.0 D-4D	09/00-01/02	1CD-FTV	66	1995		PS, (-AC), (CE110) PS, (-AC), (CDE110) PS, (AC) CA CA CA CA	<b>5PK1110</b> <b>5PK1130</b> <b>5PK1190</b>
					<b>CT1043</b> <b>CT1043K1</b> <b>CT1043K2</b> <b>CT1043WP1</b>		

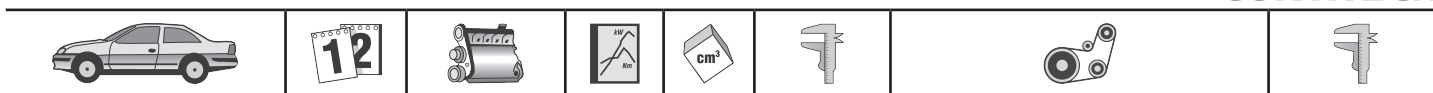
### COROLLA Liftback (\_E7\_)

1.3 (KE70)	09/79-01/82	4K	44	1290		ALT, ⇒07/1981 ALT, 08/1981⇒	<b>AVX10X875</b> <b>AVX10X888</b>
	02/82-05/83		48			ALT	<b>AVX10X888</b>
1.6 (TE71)	09/79-05/83	2T	54	1588		ALT, (AC) ALT AC ALT, (AC) ALT AC	<b>AVX10X888</b> <b>AVX10X900</b> <b>AVX13X975</b> <b>AVX10X888</b> <b>AVX10X900</b> <b>AVX13X975</b>
		2TB	63			ALT, (AC) ALT AC	<b>AVX10X888</b> <b>AVX10X900</b> <b>AVX13X975</b>
1.6 GT (TE71)	05/80-09/83	2T-G	81	1588		ALT, (AC) ALT AC	<b>AVX10X888</b> <b>AVX10X900</b> <b>AVX13X975</b>
1.8 D (CE70)	01/83-09/83	1C	48	1839		PS ALT, ⇒06/1983 ALT, 06/1983⇒ CA CA	<b>5PK1120</b> <b>AVX10X960</b> <b>AVX13X850</b>
					<b>CT583</b> <b>CT583K1</b>		

### COROLLA Liftback (\_E8\_)

1.3 (AE80)	06/83-09/84	2A-L	51	1296		ALT CA CA	<b>5PK970</b>
					<b>CT680</b> <b>CT680K1</b>		
1.3 (EE80)	01/85-08/87	2E-LC, 2E-L	55	1296		ALT AC PS, (AC) PS, (-AC) CA, ⇒04/1986 CA, ⇒04/1986 CA, 04/1986⇒ CA, 04/1986⇒	<b>4PK815</b> <b>4PK860</b> <b>5PK1070</b> <b>5PK920</b>
					<b>CT694</b> <b>CT694K1</b> <b>CT695</b> <b>CT695K1</b>		
1.6	07/85-05/88	4A-L	63	1587		PS AC AC ALT CA, 01/1987⇒ CA, ⇒01/1987	<b>3PK630</b> <b>4PK830</b> <b>4PK860</b> <b>5PK970</b>
					<b>CT536</b> <b>CT680</b>		





## TOYOTA

### COROLLA Liftback ( \_E8\_ )

					<b>CT680K1</b>	CA, ⇒01/1987	
↔	1.6 (AE82)	08/85-08/87	4A-LC	54	1587	ALT PS AC	AVX10X975 AVX13X800 AVX13X865
					<b>CT680</b> <b>CT680K1</b>	CA CA	
		06/83-08/87	4A-L	62	1588	PS AC AC ALT CA, 01/1987⇒ CA, ⇒01/1987 CA, ⇒01/1987	3PK630 4PK830 4PK860 5PK970
	1.8 D	06/83-05/88	1C	43	1839	PS, (-AC) AC, (PS) AC, (-PS) ALT CA CA	5PK1120 5PK1212 5PK790 AVX13X850
					<b>CT583</b> <b>CT583K1</b>	CA CA	
	1.8 D (CE80)	06/83-08/87	1C-L	47	1839	PS, (-AC) AC, (PS) AC, (-PS) ALT CA CA	5PK1120 5PK1212 5PK790 AVX13X850
					<b>CT583</b> <b>CT583K1</b>	CA CA	

### COROLLA Liftback ( \_E9\_ )

	1.3 i (EE90)	08/87-04/92	2E, 2E-E	55	1296	ALT, (MANL) ALT, (AUTOM) PS, (AC) AC, ⇒10/1988 AC, 10/1988⇒ PS, (-AC) CA CA CA	4PK815 4PK825 5PK1070 5PK860 5PK880 5PK920
					<b>CT695</b> <b>CT695K1</b>	CA CA	
	1.6	08/87-04/92	4A-F	70	1587	PS AC, OE-NO 99364-50830 AC, OE-NO 99364-00860 ALT CA CA	3PK630 4PK836 4PK860 5PK970
					<b>CT536</b> <b>CT536K1</b>	CA CA	
	1.6 (AE92)	08/87-04/92	4A-F	66	1587	PS AC AC ALT CA CA	3PK630 4PK830 4PK860 5PK970
					<b>CT536</b> <b>CT536K1</b>	CA CA	
		08/89-04/92	4A-FE	77		PS AC AC ALT CA CA	3PK630 4PK830 4PK860 5PK970
					<b>CT536</b> <b>CT536K1</b>	CA CA	
	1.6 4x4	09/89-05/92	4A-FE	77	1587	PS AC, OE-NO 99364-50830 AC, OE-NO 99364-00860 ALT CA CA	3PK630 4PK830 4PK860 5PK970
					<b>CT536</b> <b>CT536K1</b>	CA CA	
	1.6 GTI	07/87-06/93	4A-GE	92	1587	AC, (PS) ALT AC, (-PS) PS CA	5PK1054 5PK825 5PK847 5PK920
					<b>CT555</b>		
	1.8 D (CE90)	08/87-04/92	1C	47	1839	PS, 08/1989⇒ PS, ⇒08/1989 AC, (PS) AC, (-PS) ALT, ⇒08/1989 ALT, 08/1989⇒ CA CA	5PK1100 5PK1120 5PK1212 5PK790 AVX13X850 AVX13X950
					<b>CT583</b> <b>CT583K1</b>	CA CA	
		08/89-04/92		49	1840	PS, 08/1989⇒ PS, ⇒08/1989 PS, AC AC ALT, ⇒08/1989 ALT, 08/1989⇒ CA	5PK1100 5PK1110 5PK1212 5PK790 AVX13X850 AVX13X950
					<b>CT583</b>		






**TOYOTA**
**TOYOTA**
**COROLLA Liftback (\_E9\_)**

					<b>CT583K1</b>	CA	
--	--	--	--	--	----------------	----	--

**COROLLA Liftback (KE, TE)**

1.2	09/76-01/80	3K-B, 3K-C, 3K-H	40	1166	<b>CT680</b>	ALT, FAN CA	<b>AVX10X850</b>
1.6	09/76-01/80	2T 2TB	54 62	1588		ALT, FAN ALT, FAN	<b>AVX10X888</b> <b>AVX10X888</b>

**COROLLA Station Wagon (\_E7\_)**

1.3 (KE70)	12/79-01/82	4K-C	44	1290		ALT, ⇨07/1981 ALT, 08/1981⇨	<b>AVX10X875</b> <b>AVX10X888</b>
	02/82-08/87	4K	48			ALT	<b>AVX10X888</b>
1.8 D (CE70)	05/83-08/87	1C	44	1839	<b>CT583</b> <b>CT583K1</b>	PS ALT, ⇨06/1983 ALT, 06/1983⇨ CA CA	<b>5PK1120</b> <b>AVX10X960</b> <b>AVX13X850</b>

**COROLLA Station Wagon (\_E9\_)**

1.3 (EE90)	12/87-12/89	2E	55	1296	<b>CT695</b> <b>CT695K1</b>	ALT AC, ⇨10/1988 PS, (AC) AC, 10/1988⇨ PS, (-AC) CA CA	<b>4PK815</b> <b>4PK860</b> <b>5PK1070</b> <b>5PK880</b> <b>5PK920</b>
1.3 i (EE90)	06/89-06/92	2E-E	55	1296	<b>CT695</b> <b>CT695K1</b>	ALT PS, (AC) AC PS, (-AC) CA CA	<b>4PK815</b> <b>5PK1070</b> <b>5PK880</b> <b>5PK920</b>
1.6 (AE92)	02/88-05/92	4A-F	66	1587	<b>CT536</b> <b>CT536K1</b>	PS AC AC ALT CA CA	<b>3PK630</b> <b>4PK830</b> <b>4PK860</b> <b>5PK970</b>
	12/87-04/92		70		<b>CT536</b> <b>CT536K1</b>	PS AC AC ALT CA CA	<b>3PK630</b> <b>4PK830</b> <b>4PK860</b> <b>5PK970</b>
1.6 XLI	11/89-06/92	4A-FE	77	1587	<b>CT536</b> <b>CT536K1</b> <b>CT827</b>	PS AC AC ALT CA, ⇨01/1992 CA, ⇨01/1992 CA, 01/1992⇨	<b>3PK630</b> <b>4PK830</b> <b>4PK860</b> <b>5PK970</b>
1.6 XLI 4x4 (AE95)	08/88-06/92	4A-FE	77	1587	<b>CT536</b> <b>CT536K1</b>	PS AC AC ALT CA CA	<b>3PK630</b> <b>4PK830</b> <b>4PK860</b> <b>5PK970</b>
1.8 D (CE90)	12/87-06/92	1C	47	1839	<b>CT583</b> <b>CT583K1</b>	PS, (-AC), 08/1989⇨ PS, (-AC), ⇨08/1989 PS, (AC) AC, (-PS) ALT, ⇨08/1989 ALT, 08/1989⇨ CA CA	<b>5PK1100</b> <b>5PK1120</b> <b>5PK1212</b> <b>5PK790</b> <b>AVX13X850</b> <b>AVX13X950</b>
	08/89-06/92		49	1840	<b>CT583</b> <b>CT583K1</b>	PS, 08/1989⇨ PS, ⇨08/1989 PS, AC AC ALT, ⇨08/1989 ALT, 08/1989⇨ CA CA	<b>5PK1100</b> <b>5PK1110</b> <b>5PK1212</b> <b>5PK790</b> <b>AVX13X850</b> <b>AVX13X950</b>

**COROLLA Stufenheck (\_E12J\_, \_E12T\_)**

1.4 D	07/04-07/07	1ND-TV	66	1364		ALT, (AC) ALT, (-AC)	<b>6PK1217</b> <b>6PK970</b>
1.4 VVT-i	08/02-07/07	4ZZ-FE	71	1398		ALT, (-AC), MTR-CODE: 4ZZFE ALT, (AC), MTR-CODE: 4ZZFE ONLY WITH VD1079	<b>6PK1420</b> <b>6PK1693</b> <b>MS41</b> <b>VD1079</b>
1.5	11/01-07/07	1NZ-FE	80	1497		ALT, (AC)	<b>4PK1170</b>





## TOYOTA

### COROLLA Stufenheck ( \_E12J\_, \_E12T\_ )

1.6	11/06-07/07	1ZR-FE	91	1598		ALT, (-AC) ALT, (AC) ALT, (-AC)	4PK920 6PK1230 6PK915
1.6 VVT-i	08/02-07/07	3ZZ-FE	81	1598		ALT, (-AC), MTR-CODE: 3ZZFE ALT, (AC), MTR-CODE: 3ZZFE ONLY WITH VD1079	6PK1400 6PK1675 MS41 VD1079
1.8	05/02-05/04	1ZZ-FE	92	1794		ALT, PS, (-AC) ALT, PS, AC	6PK1538 6PK1820
2.0 D4d	06/04-07/07	1CD-FTV	85	1995		PS, (-AC) PS, (AC) ALT CA CA CA CA CA	5PK1110 5PK1190 5PK884
2.0 D-4D	08/02-07/07	1CD-FTV	66	1995	CT1043 CT1043K1 CT1043K2 CT1043WP2	PS, (-AC) PS, (AC) ALT CA CA CA CA, ⇒05/2004 CA, 06/2004⇒	5PK1110 5PK1190 5PK884

### COROLLA Stufenheck (E150\_)

1.4 VVT-i	01/07-	4ZZ-FE	71	1398		ALT, (-AC) ALT, (AC)	6PK1400 6PK1698
1.6 Dual VVTi	01/07-	1ZR-FE	91	1598		ALT, (AC) ALT, (-AC)	6PK1230 6PK915

### COROLLA Verso (ZDE12\_, CDE12\_)

1.4 VVT-i	01/02-05/04	4ZZ-FE	71	1398		ALT, (-AC) ALT, (AC)	6PK1400 6PK1670
1.6 VVT-i	01/02-05/04	3ZZ-FE	81	1598		ALT, (-AC) ALT, (AC) ONLY WITH VD1079	6PK1538 6PK1815 MS41 VD1079
1.8 VVT-i	01/02-05/04	1ZZ-FE	99	1794		ALT, (-AC) ALT, (AC)	6PK1538 6PK1815
1.8 VVTi Allrad	10/01-02/04	1ZZ-FE	99	1794		ALT, PS, (-AC) ALT, PS, AC	6PK1538 6PK1820
2.0 D-4D	01/02-05/04	1CD-FTV	66	1995	CT1043 CT1043K1 CT1043K2 CT1043WP1 CT1043WP2	PS, (-AC) PS, (AC) ALT CA CA CA CA, ⇒01/2004 CA, 02/2004⇒	5PK1110 5PK1190 5PK884

### COROLLA Verso (ZER\_, ZZE\_, R1\_)

1.6	04/04-03/09	3ZZ-FE	81	1598		ALT, (-AC) ALT, (AC) ONLY WITH VD1079	6PK1560 6PK1870 MS41 VD1079
1.8	04/04-03/09	1ZZ-FE	95	1794		ALT, (-AC) ALT, (AC) ONLY WITH VD1079	6PK1560 6PK1870 MS41 VD1079
2.0 D-4D	04/04-03/09	1CD-FTV	85	1995		PS, (-AC) PS, (AC) ALT CA CA CA CA, ⇒08/2005	5PK1110 5PK1250 5PK884
2.2 D-4D	10/05-03/09	2AD-FHV	130	2231		ALT, (AC) ONLY WITH VD1078	7PK2000 MS40 VD1078
		2AD-FTV	100			ALT, (-AC) ALT, (AC) ONLY WITH VD1078	6PK875 7PK2000 MS40 VD1078

### COROLLA Wagon ( \_E11\_ )

1.4 (EE111_)	04/97-02/00	4E-FE	63	1332		ALT PS, (AC) PS, (-AC) CA CA	4PK825 5PK1054 5PK890
1.4 16V (ZZE111_)	02/00-10/01	4ZZ-FE	71	1398	CT828 CT828K1	ALT, (-AC), OE-NO 90916-02468, 90916-	6PK1538




**TOYOTA**
**TOYOTA**
**COROLLA Wagon (\_E11\_)**

						ALT, (-AC), OE-NO 90916-02469, 90916-W2005	<b>6PK1560</b>
						ALT, (AC), OE-NO 90916-02482, 99366-31820	<b>6PK1820</b>
						ALT, (AC), OE-NO 90916-02470, 99366-H1840	<b>6PK1840</b>
1.6 (AE111_)	04/97-02/00	4A-FE	81	1587		PS ALT CA	<b>3PK630</b> <b>5PK975</b>
					<b>CT827</b> <b>CT827K1</b>	CA	
1.6 16V (ZZE112_)	02/00-10/01	3ZZ-FE	81	1598		ALT, (-AC), OE-NO 90916-02468, 90916-02535	<b>6PK1538</b>
						ALT, (-AC), OE-NO 90916-02469, 90916-W2005	<b>6PK1560</b>
						ALT, (AC), OE-NO 90916-02482, 99366-31820	<b>6PK1820</b>
						ALT, (AC), OE-NO 90916-02470, 99366-H1840	<b>6PK1840</b>
1.6 Aut. (AE111_)	04/97-02/00	4A-FE	79	1587		PS ALT CA	<b>3PK630</b> <b>5PK975</b>
					<b>CT827</b> <b>CT827K1</b>	CA	
1.8	10/97-10/01	7A-FE	81	1762		PS AC ALT CA	<b>3PK630</b> <b>4PK860</b> <b>5PK970</b>
					<b>CT850</b> <b>CT850K1</b>	CA	
1.8 AWD (AE115_)	04/97-10/01	7A-FE	81	1762		PS AC ALT CA	<b>3PK630</b> <b>4PK860</b> <b>5PK970</b>
					<b>CT850</b> <b>CT850K1</b>	CA	
1.9 D (WZE110_)	02/00-10/01	1WZ	51	1867		ALT, (-AC) ALT, (AC) CA	<b>6PK1480</b> <b>6PK1775</b>
					<b>CT986</b> <b>CT986K2</b> <b>CT986WP2</b>	CA CA	
2.0 D (CE110_)	04/97-02/00	2C-E	53	1975		PS PS, AC CA	<b>5PK1110</b> <b>5PK1190</b>
					<b>CT583</b> <b>CT583K1</b>	CA	
2.0 D-4D	09/00-10/01	1CD-FTV	66	1995		PS, (-AC), (CE110) PS, (-AC), (CDE110) PS, (AC) CA	<b>5PK1110</b> <b>5PK1130</b> <b>5PK1190</b>
					<b>CT1043</b> <b>CT1043K1</b> <b>CT1043K2</b> <b>CT1043WP1</b>	CA CA CA CA	

**COROLLA Wagon (\_E10\_)**

1.3 12V (EE100_)	07/92-05/95	2E	53	1296		ALT PS, (AC), ⇒05/1993 PS, (AC), 06/1993⇒ AC, (-PS), ⇒05/1993 AC, (-PS), 06/1993⇒ PS, (-AC)	<b>4PK825</b> <b>5PK1070</b> <b>5PK1090</b> <b>5PK880</b> <b>5PK890</b> <b>5PK920</b>
					<b>CT695</b> <b>CT695K1</b>	CA CA	
1.3 XLI (EE101_)	09/95-04/97	4E-FE	55	1332		ALT PS, (AC) AC, (-PS) PS, (-AC), 06/1996⇒ PS, (-AC), ⇒05/1996	<b>4PK825</b> <b>5PK1080</b> <b>5PK890</b> <b>5PK915</b> <b>5PK925</b>
					<b>CT828</b> <b>CT828K1</b>	CA CA	
1.3 XLI 16V (EE101_)	07/92-09/95	4E-FE	65	1332		ALT PS, (AC), ⇒05/1993 PS, (AC), 06/1993⇒ AC, (-PS), ⇒05/1993 AC, (-PS), 06/1993⇒ PS, (-AC)	<b>4PK825</b> <b>5PK1070</b> <b>5PK1080</b> <b>5PK880</b> <b>5PK890</b> <b>5PK920</b>
					<b>CT828</b> <b>CT828K1</b>	CA CA	
1.6 Si (AE101_)	07/92-04/97	4A-FE	84	1587		PS AC ALT	<b>3PK630</b> <b>4PK860</b> <b>5PK975</b>
					<b>CT827</b> <b>CT827K1</b>	CA CA	
1.8	09/92-04/97	7A-FE	81	1762		PS	<b>3PK630</b>





## TOYOTA

### COROLLA Wagon (E10\_)

						AC ALT CA CA	4PK860 5PK970
1.8 16V 4WD (AE103_)	09/95-04/97	7A-FE	81	1762	CT850 CT850K1	PS AC ALT CA CA	3PK630 4PK860 5PK975
2.0 D (CE100_)	07/92-04/97	2C	53	1975	CT850 CT850K1	PS, (-AC) AC, (-PS) PS, (AC) CA CA	5PK1100 5PK1120 5PK1190
					CT583 CT583K1		

### CORONA (TT12\_)

1.8 (TT1)	06/79-01/81	3T	63	1770		ALT AC	AVX10X888 AVX13X950
2.0 (RT104)	01/76-05/79	18R	65	1968		ALT, FOR ALT: 45A ALT, FOR ALT: 55A, 04/1977⇒ ALT, FOR ALT: 55A, ⇒04/1977 AC	AVX10X838 AVX10X838 AVX10X850 AVX13X1200
2.0 Mark II (RX12)	12/75-10/77	18R	65	1968		ALT, FOR ALT: 45A ALT, FOR ALT: 55A, 04/1977⇒ ALT, FOR ALT: 55A, ⇒04/1977 AC	AVX10X838 AVX10X838 AVX10X850 AVX13X1200
2.0 Mark II (RX22)	12/75-10/77		65	1955		ALT, FOR ALT: 45A ALT, FOR ALT: 55A, 04/1977⇒ ALT, FOR ALT: 55A, ⇒04/1977 AC	AVX10X838 AVX10X838 AVX10X850 AVX13X1200

### CORONA Liftback (T13\_)

1.8	06/79-07/81	3T	63	1770		ALT AC	AVX10X888 AVX13X950
-----	-------------	----	----	------	--	-----------	------------------------

### CRESSIDA Station Wagon (RX3\_)

2.0 (RX35)	12/77-03/81	18R	66	1968		WP ALT AC	AVX10X775 AVX10X838 AVX13X1250
------------	-------------	-----	----	------	--	-----------------	--------------------------------------

### CRESSIDA Station Wagon (X6K, MX62)

2.0	02/81-03/85	21R	77	1972		ALT PS AC	AVX10X875 AVX13X1125 AVX13X825
2.2 D	06/81-03/85	L	49	2173	CT521 CT521K1 CT601	ALT PS CA, 01/1982⇒ CA CA, ⇒01/1982	AVX13X1000 AVX13X825

### CRESSIDA Stufenheck (X6\_)

2.0 (RX60)	05/81-03/85	21R, 21R-C	77	1972		ALT PS AC	AVX10X875 AVX13X1125 AVX13X825
2.0 GLI	11/82-12/84	1G-E	80	1988		ALT, 08/1983⇒ AC ALT, ⇒08/1983 PS	4PK1100 4PK850 AVX10X1125 AVX10X1125
2.2 D (LX60)	09/80-07/84	L	49	2173	CT521 CT521K1 CT601	ALT PS CA, 05/1982⇒ CA CA, ⇒05/1982	AVX13X1000 AVX13X825

### CRESSIDA Stufenheck (RX3\_)

2.0 (RX30)	07/77-07/81	18R	66	1968		WP ALT AC	AVX10X775 AVX10X838 AVX13X1250
------------	-------------	-----	----	------	--	-----------------	--------------------------------------

### CROWN Station Wagon (S1\_)

2.8 (MS1K)	09/80-09/83	5M, 5M-E	107	2759		ALT, 2X PS AC	AVX10X925 AVX13X1225 AVX13X950
------------	-------------	----------	-----	------	--	---------------------	--------------------------------------

### CROWN Stufenheck (S1\_)

2.2 D (LS110_)	04/80-07/83	L	53	2188	CT521 CT521K1	CA CA, MTR-CODE: L	
2.8 i Super Saloon (S12)	02/84-03/85	5M-GE	125	2759		ALT PS FAN AC	7PK920 AVX13X1200 AVX13X1400 AVX13X950
2.8 SI (MS112)	04/80-07/83	5M, 5M-E	107	2759		ALT, 2X PS AC	AVX10X925 AVX13X1225 AVX13X950

### HIACE I Kasten (H10)

2.2 D (LH20-30)	01/79-03/83	L	46	2173	CT521	CA	
-----------------	-------------	---	----	------	-------	----	--


**TOYOTA**
**TOYOTA**
**HIACE I Kasten (H10)**

					<b>CT521K1</b>	CA, 01/1982⇒	
--	--	--	--	--	----------------	--------------	--

**HIACE I Wagon (H10)**

1.6	01/79-12/84	12R	49	1587		ALT	<b>AVX13X900</b>
-----	-------------	-----	----	------	--	-----	------------------

**HIACE II Kasten (H20)**

1.8	03/83-11/89	2Y	58	1812		ALT PS AC AC	<b>4PK830 AVX13X1050 AVX13X925 AVX13X950</b>
-----	-------------	----	----	------	--	-----------------------	--

2.0	01/84-11/89	3Y	65	1998		ALT PS AC AC	<b>4PK830 AVX13X1050 AVX13X925 AVX13X950</b>
-----	-------------	----	----	------	--	-----------------------	--

2.2 (YN6_)	09/87-08/89	4Y	69	2237		ALT PS AC, OE-NO 99322-00910 AC, OE-NO 99322-00940	<b>4PK830 AVX13X1050 AVX13X925 AVX13X950</b>
------------	-------------	----	----	------	--	---	--

2.2 4x4	09/87-08/89	4Y	69	2237		ALT PS AC, OE-NO 99322-00910 AC, OE-NO 99322-00940	<b>4PK830 AVX13X1050 AVX13X925 AVX13X950</b>
---------	-------------	----	----	------	--	---	--

2.2 D	03/83-11/89	L	49	2173		ALT, 2X ALT CA CA	<b>AVX10X975 AVX13X1000</b>
-------	-------------	---	----	------	--	----------------------------	---------------------------------

2.4 D	05/84-11/89	2L	55	2446	<b>CT521 CT521K1</b>	PS ALT, 2X ALT PS CA	<b>4PK830 AVX10X975 AVX13X1050 AVX13X850</b>
-------	-------------	----	----	------	--------------------------	----------------------------------	--

					<b>CT521</b>		
--	--	--	--	--	--------------	--	--

**HIACE II Wagon (H20)**

1.8 (H5G)	03/83-11/89	2Y	58	1812		ALT PS AC AC	<b>4PK830 AVX13X1050 AVX13X925 AVX13X950</b>
-----------	-------------	----	----	------	--	-----------------------	--

2.0 (H5G)	01/85-08/89	3Y	65	1998		ALT PS AC AC	<b>4PK830 AVX13X1050 AVX13X925 AVX13X950</b>
-----------	-------------	----	----	------	--	-----------------------	--

2.2 D (H5G)	03/83-11/89	L	49	2173		ALT, 2X ALT CA CA	<b>AVX10X975 AVX13X1000</b>
-------------	-------------	---	----	------	--	----------------------------	---------------------------------

2.4 D (H5G)	08/84-08/89	2L	55	2446	<b>CT521 CT521K1</b>	PS, 08/1986⇒, ⇒08/1987 ALT, 2X AC PS CA CA	<b>5PK830 AVX10X975 AVX13X1250 AVX13X830</b>
-------------	-------------	----	----	------	--------------------------	---	--

2.4 D 4WD (H5F)	01/87-01/88	2L	54	2446	<b>CT521 CT521K1</b>	PS, 08/1986⇒, ⇒08/1987 ALT, 2X AC PS CA CA	<b>5PK830 AVX10X975 AVX13X1250 AVX13X830</b>
-----------------	-------------	----	----	------	--------------------------	---	--

					<b>CT521 CT521K1</b>		
--	--	--	--	--	--------------------------	--	--

**HIACE III Kasten (H50)**

2.0	02/90-08/95	1RZ	74	1998		ALT PS	<b>5PK865 AVX13X1125</b>
-----	-------------	-----	----	------	--	-----------	------------------------------

2.4	08/89-08/95	2RZ-E	88	2438		ALT PS	<b>5PK865 AVX13X1125</b>
-----	-------------	-------	----	------	--	-----------	------------------------------

2.4 4WD	08/89-08/95	2RZ-E	88	2438		ALT PS	<b>5PK865 AVX13X1125</b>
---------	-------------	-------	----	------	--	-----------	------------------------------

2.4 D 4WD	08/89-08/95	2L	55	2446		ALT PS, (4WD) PS, (FWD) CA CA	<b>2XAVX13X1050 4PK830 AVX13X850</b>
-----------	-------------	----	----	------	--	---	--

2.4 Diesel	02/90-08/95	2L	55	2446	<b>CT723 CT723K1</b>	ALT PS, (4WD) PS, (FWD) CA CA	<b>2XAVX13X1050 4PK830 AVX13X850</b>
------------	-------------	----	----	------	--------------------------	---	--

					<b>CT723 CT723K1</b>		
--	--	--	--	--	--------------------------	--	--

**HIACE III Wagon (LH1\_, RZH1\_)**

2.0 (RZH102)	08/89-08/95	1RZ	74	1998		ALT PS	<b>5PK865 AVX13X1125</b>
--------------	-------------	-----	----	------	--	-----------	------------------------------

2.4 (RZH103)	08/89-08/95	2RZ-E	88	2438		ALT PS	<b>5PK865 AVX13X1125</b>
--------------	-------------	-------	----	------	--	-----------	------------------------------

2.4 4WD	08/89-08/95	2RZ-E	88	2438		ALT PS	<b>5PK865 AVX13X1125</b>
---------	-------------	-------	----	------	--	-----------	------------------------------





## TOYOTA

HIACE III Wagon (LH1_, RZH1_)							
↔ 2.4 D	10/93-08/95	2L	57	2446	CT723 CT723K1	ALT PS, (4WD) PS, (FWD) CA CA	2XAVX13X1050 4PK830 AVX13X850
2.4 D (LH102)	08/89-08/95	2L	55	2446	CT723 CT723K1	ALT PS, (4WD) PS, (FWD) CA CA	2XAVX13X1050 4PK830 AVX13X850
2.4 D 4WD	08/89-08/95	2L	55	2446	CT723 CT723K1	ALT PS, (4WD) PS, (FWD) CA CA	2XAVX13X1050 4PK830 AVX13X850
HIACE IV Bus							
2.4 (RCH12_, RCH22_)	08/95-04/98	2RZ-E	85	2438		AC ALT PS	4PK860 5PK865 AVX13X1125
2.4 4WD (RCH18_)	08/95-04/98	2RZ-E	85	2438		AC ALT PS	4PK860 5PK865 AVX13X1125
2.4 D	07/99-08/06	2L	55	2446	CT723 CT723K1	ALT PS AC CA CA	2XAVX13X1050 4PK770 AVX13X1225
	08/95-08/06		58		CT723 CT723K1	ALT PS AC CA CA	2XAVX13X1050 4PK770 AVX13X1225
2.4 TD (LXH12_, LXH22_)	08/95-08/06	2L-T	66	2446	CT723 CT723K1	ALT PS AC CA CA	2XAVX13X1050 4PK770 AVX13X1225
2.4 TD 4WD (H18/28)	08/95-08/06	2L-T	66	2446	CT723 CT723K1	ALT PS AC CA CA	2XAVX13X1050 4PK770 AVX13X1225
2.5 D-4D	11/01-08/06	2KD-FTV	65	2494	CT1089 CT1089K1	ALT, (-AC) ALT, (AC) CA CA	7PK1093 7PK1473
			75		CT1089 CT1089K1	ALT, (-AC) ALT, (AC) CA CA	7PK1093 7PK1473
2.7	11/01-08/06	3RZ-FE	106	2694		PS AC ALT	4PK1100 4PK938 5PK865
2.7 (RCH13_, RCH23_)	04/98-11/01	3RZ-FE	105	2694		PS AC ALT	4PK1100 4PK938 5PK865
2.7 4WD (RCH19_)	04/98-08/06	3RZ-FE	105	2694		PS AC ALT	4PK1100 4PK938 5PK865
HIACE IV Kasten (RCH2_, RCH1_, KLH2_, KLH1_)							
2.4 (RCH12_, RCH22_)	08/95-02/05	2RZ-E	85	2438		AC ALT PS	4PK860 5PK865 AVX13X1125
2.4 4WD (RCH18_, RCH28_)	08/95-04/98	2RZ-E	85	2438		AC ALT PS	4PK860 5PK865 AVX13X1125
2.4 D (LXH12_, LXH22_)	08/95-08/06	2L	58	2446	CT723 CT723K1	ALT PS AC CA CA	2XAVX13X1050 4PK770 AVX13X1225
2.4 TD (LXH12_, LXH22_)	08/95-08/06	2L-T	66	2446	CT723 CT723K1	ALT PS AC CA CA	2XAVX13X1050 4PK770 AVX13X1225
2.4 TD 4WD (LXH18_, LXH28_)	08/95-08/06	2L-T	66	2446		ALT PS	2XAVX13X1050 4PK770




**TOYOTA**
**TOYOTA**
**HIACE IV Kasten (RCH2\_, RCH1\_, KLH2\_, KLH1\_)**

						AC	AVX13X1225
					CT723 CT723K1	CA	
2.5 D-4D	11/01-08/06	2KD-FTV	65	2494		ALT, (-AC) ALT, (AC)	7PK1093 7PK1473
					CT1089 CT1089K1	CA	
			75			ALT, (-AC) ALT, (AC)	7PK1093 7PK1473
					CT1089 CT1089K1	CA	
2.5 D-4D 4WD	11/01-08/06	2KD-FTV	75	2494		ALT, (-AC) ALT, (AC)	7PK1093 7PK1473
					CT1089 CT1089K1	CA	
2.7 (RCH13_, RCH23_)	04/98-08/06	3RZ-FE	105	2694		PS	4PK1100
						AC	4PK938
						ALT	5PK865
2.7 4WD (RCH19_, RCH29_)	04/98-08/06	3RZ-FE	105	2694		PS	4PK1100
						AC	4PK938
						ALT	5PK865

**HIACE IV Wagon (H100)**

2.0	08/95-04/98	1RZ	74	1998		ALT	5PK865
						PS	AVX13X1125

**HIACE V Bus (RCH2\_, RCH1\_, LXH2\_, LXH1\_, KLH2\_, KLH1\_)**

2.5 D-4D	08/06-	2KD-FTV	70	2494		ALT, (-AC) ALT, (AC)	7PK1815 7PK1933
					CT1089 CT1089K1	CA	
			86			ALT, (-AC) ALT, (AC), MTR-CODE: 1KDFTV	7PK1815 7PK1933
					CT1089 CT1089K1	CA	

**HILUX Geländewagen geschlossen (RZN1\_, LN1\_)**

2.7	08/01-07/04	3RZ-FE	107	2694		PS	4PK1100
						AC	4PK938
						ALT	5PK865
3.0 D	08/02-07/04	5L	67	2986		ALT, (-AC)	7PK1093
						ALT, (AC)	7PK1473

**HILUX II Pick-up (RN6\_, RN5\_, LN6\_, YN6\_, YN5\_, LN5\_)**

1.8	08/83-07/88	2Y	58	1812		ALT, (LHD) ALT, (RHD)	4PK830 4PK841
						PS	AVX13X1050
						AC	AVX13X875
1.8 (YN85_, YN90_)	08/88-07/94	2Y	61	1812		ALT, (LHD) ALT, (RHD)	4PK830 4PK841
						PS	AVX13X1050
						AC	AVX13X875
2.0	01/84-12/86	3Y	65	1998		ALT	4PK830
						PS	AVX13X1050
						AC	AVX13X875
2.0 4WD	08/85-07/88	3Y	65	1998		ALT	4PK830
						PS	AVX13X1050
						AC	AVX13X875
2.2	01/89-12/89	4Y	69	2237		ALT	4PK830
						PS	AVX13X1050
						AC	AVX13X875
2.2 4WD (YN106_, YN110_)	01/87-12/89	4Y	69	2237		ALT	4PK830
						PS	AVX13X1050
						AC	AVX13X875
2.4 D	03/95-07/05	2L	58	2446		ALT	2XAVX13X1050
						AC, (PS)	AVX13X1200
						AC	AVX13X1260
						PS	AVX13X830
					CT723 CT723K1	CA	
						CA	
	08/88-07/05		61			ALT	2XAVX13X1050
						AC, (PS)	AVX13X1200
						AC	AVX13X1260
						PS	AVX13X830
					CT723 CT723K1	CA	
						CA	
	07/98-01/02		55			ALT	2XAVX13X1050
						AC, (PS)	AVX13X1200
						AC, (-PS)	AVX13X1275
						PS, (RHD)	AVX13X825
						PS, (LHD)	AVX13X875
	01/92-07/05		59			ALT	2XAVX13X1050





## TOYOTA

### HILUX II Pick-up (RN6\_, RN5\_, LN6\_, YN6\_, YN5\_, LN5\_)

						AC, (PS) AC PS CA CA	AVX13X1200 AVX13X1260 AVX13X830
2.4 D 4WD	08/88-07/05	2L	61	2446	CT723 CT723K1	ALT AC, (PS) AC PS CA CA	2XAVX13X1050 AVX13X1200 AVX13X1260 AVX13X830
	01/94-07/05		58		CT723 CT723K1	ALT AC, (PS) AC PS PS, (LHD) CA CA	2XAVX13X1050 AVX13X1200 AVX13X1275 AVX13X825 AVX13X875
2.4 D AWD	01/84-08/88	2L	55	2446	CT521 CT521K1	ALT PS CA CA	2XAVX10X975 AVX13X850
2.4 i 4WD	06/89-07/05	22RE	84	2366		ALT PS	AVX10X875 AVX13X1125
		22R		2383		ALT PS	AVX10X875 AVX13X1125
	08/97-07/05	2RZ-FE	103	2438		PS AC, ⇒08/1999 AC, 08/1999⇒ ALT	4PK1080 4PK925 4PK938 5PK865
2.4 TD 4WD	08/98-01/02	2L-T	66	2446	CT723 CT723K1	ALT AC PS, (RHD) PS, (LHD) CA CA	2XAVX13X1050 AVX13X1200 AVX13X825 AVX13X865
2.5 D-4D	11/01-07/05	2KD-FTV	65	2494	CT1089 CT1089K1	ALT, (-AC) ALT, (AC), ⇒07/2005 CA CA	7PK1093 7PK1473
			75	2494	CT1089 CT1089K1	ALT, (-AC) ALT, (AC), ⇒08/2005 CA CA	7PK1093 7PK1473
2.7	08/01-07/04	3RZ-FE	107	2694		PS AC ALT	4PK1100 4PK938 5PK865
2.8 D 4WD	08/94-07/01	3L	61	2779		ALT	AVX13X1050
3.0 D	08/02-07/04	5L	67	2986	CT723	ALT AC PS CA	AVX13X1050 AVX13X1275 AVX13X825
						ALT AC PS CA	AVX13X1050 AVX13X1275 AVX13X825
3.0 D 4WD	08/02-07/05	5L	67	2986	CT723	ALT AC PS CA	AVX13X1050 AVX13X1275 AVX13X825
<b>HILUX III Pick-up (TGN1_, GGN2_, GGN1_, KUN2_, KUN1_)</b>							
2.5 D 4x4	08/05-	2KD-FTV	75	2494	CT1089 CT1089K1	ALT, (-AC) ALT, (AC) CA CA	7PK1093 7PK1516
2.5 D-4D	12/07-	2KD-FTV	88	2494	CT1089 CT1089K1	ALT, (-AC) ALT, (AC) CA CA	7PK1093 7PK1516
						ALT, (-AC) ALT, (AC) ALT CA CA	7PK1093 7PK1240 7PK1516
2.5 D-4D 4x4	12/07-	2KD-FTV	88	2494	CT1089 CT1089K1	ALT, (-AC) ALT, (AC) CA CA	7PK1093 7PK1516
3.0 D-4D 4x4	12/07-	1KD-FTV	126	2982	CT1089 CT1089K1	ALT, (-AC) ALT, (AC) CA CA	7PK1093 7PK1516




**TOYOTA**
**TOYOTA**
**IQ (KGJ1\_, NGJ1\_)**

↔ 1.0	01/09-	1KR-FE	50	998		AC ALT	4PK841 5PK884
-------	--------	--------	----	-----	--	-----------	------------------

**LAND CRUISER (\_J4\_)**

3.4 D (BJ42_V, BJ45_V, BJ46_)	08/80-10/84	3B	66	3432		ALT	AVX17X1080
3.9 (FJ40_, FJ43_, FJ45_, FJ55_V)	03/69-01/75	F	96	3878		ALT, NOT FOR ALT: 55A ALT, FOR ALT: 55A	AVX17X1055 AVX17X1080
4.2 (FJ40_V, FJ43_, FJ45_V, FJ55_)	01/75-04/86	2F	89	4230		ALT, ⇨08/1980 ALT, 08/1980⇨	AVX13X1075 AVX17X1080

**LAND CRUISER (\_J6\_)**

3.4 Diesel (BJ60_V)	10/81-08/87	3B	66	3432		AC	AVX13X1025 AVX17X1500
4.0 (FJ62_G)	08/87-12/89	3F-E	115	3956		AC ALT	AVX13X1175 AVX17X1055
4.0 (FJ62_V)	11/84-08/87	3F	101	3956		AC	AVX13X1175
4.0 Diesel (HJ60)	01/82-12/85	2H	74	3980		AC, 11/1984⇨, ⇨10/1985 AC, ⇨10/1984 AC, 11/1985⇨ ALT, (MANL) ALT, (AUTOM)	AVX13X1375 AVX13X1400 AVX13X1400 AVX17X1070 AVX17X1115
	01/85-12/87		76			AC, ⇨10/1985 AC, 10/1985⇨	AVX13X1375 AVX13X1400
4.0 Diesel (HJ60_V)	10/81-01/88	2H	77	3980		AC, 11/1984⇨, ⇨10/1985 AC, ⇨10/1984 AC, 11/1985⇨ ALT, (MANL) ALT, (AUTOM)	AVX13X1375 AVX13X1400 AVX13X1400 AVX17X1070 AVX17X1115
4.0 Turbo-D (HJ61_V)	10/85-12/89	12HT	100	3980		AC ALT	AVX13X1400 AVX17X1115
4.2 (FJ60_V)	10/81-01/88	2F	88	4230		ALT	AVX17X1080

**LAND CRUISER (\_J7\_)**

2.4 (RJ70_, RJ73_)	11/84-05/93	22R	77	2367		ALT PS CA	AVX10X875 AVX13X1125
			81		CT521	ALT PS CA	AVX10X875 AVX13X1125
2.4 (RJ70_V, RJ73_V)	12/88-12/96	22RE	84	2366		ALT PS	AVX10X875 AVX13X1125
2.4 D (LJ70_)	11/84-10/85	2L	53	2446		ALT, 2X AC PS CA	AVX10X975 AVX13X1200 AVX13X865
					CT521 CT521K1	CA CA	
2.4 TD (LJ70)	01/90-05/93	2L-T	66	2446		ALT AC PS CA, ⇨01/1990 CA, 01/1990⇨ CA, 01/1990⇨	2XAVX13X1050 AVX13X1200 AVX13X865
					CT521 CT723 CT723K1		
2.4 TD (LJ70_, LJ73_)	10/85-05/90	2L-T	63	2446		ALT, 2X AC PS CA CA	AVX10X975 AVX13X1200 AVX13X865
					CT521 CT521K1		
3.0 TD (KZJ70_, KZJ73_, KZJ77_)	05/93-05/96	1KZ-T	92	2982		ALT AC CA	2XAVX13X1000 AVX13X1175
					CT860		
3.4 D (BJ70_V, BJ73_)	11/84-12/96	3B	70	3432		AC, ⇨08/1988 AC, 08/1988⇨ ALT PS	AVX13X1025 AVX13X1050 AVX17X1225 AVX17X1500
3.4 TD (BJ71_V)	10/85-08/86	13BT	91	3431		AC PS	AVX13X1025 AVX17X1500
3.5 D 4x4	01/90-08/92	1PZ	85	3470		ALT, 2x AC CA	AVX10X1000 AVX13X1275
					CT818		
4.2 TD (HZJ7__V)	01/90-	1H-Z	96	4164		ALT, 2x, ⇨08/2001 AC, ⇨08/2001 CA, ⇨05/1998	AVX10X1000 AVX13X1275
					CT818		

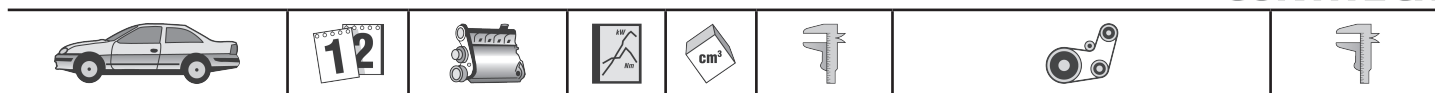
**LAND CRUISER (\_URJ20\_, J20\_)**

4.5 D V8 (VDJ200)	01/08-	1VD-FTV	210	4461		AC ALT	4PK1390 9PK2260
4.7 V8 (UZJ200)	01/08-	2UZ-FE	212	4664		ALT CA	6PK2230
					CT1147		

**LAND CRUISER (KDJ12\_, GRJ12\_)**

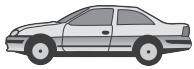
3.0 D-4D (KDJ120)	08/04-02/10	1KD-FTV	122	2982		ALT, (-AC), (-2.HEATER) ALT, (AC), (-2.HEATER)	7PK1153 7PK1642
-------------------	-------------	---------	-----	------	--	---	--------------------





## TOYOTA

LAND CRUISER (KDJ12_, GRJ12_)							
						ALT, (-AC), (2.HEATER) ALT, (AC), (2.HEATER) CA CA	7PK1815 7PK1933
					<b>CT1089</b> <b>CT1089K1</b>		
3.0 D-4D (KDJ120, KDJ125)	09/02-	1KD-FTV	127	2982		ALT, (-AC), (-2.HEATER) ALT, (AC), (-2.HEATER) ALT, (-AC), (2.HEATER) ALT, (AC), (2.HEATER) CA CA	7PK1153 7PK1642 7PK1815 7PK1933
					<b>CT1089</b> <b>CT1089K1</b>		
3.0 D-4D (KDJ120, KDJ150)	01/03-02/10	1KD-FTV	120	2982		ALT, (-AC), (-2.HEATER) ALT, (AC), (-2.HEATER) ALT, (-AC), (2.HEATER) ALT, (AC), (2.HEATER) CA CA	7PK1153 7PK1642 7PK1815 7PK1933
					<b>CT1089</b> <b>CT1089K1</b>		
LAND CRUISER 100 (_J10_)							
4.2 TD (HDJ100_)	01/98-	1HD-FTE	150	4164		AC, ⇨08/2003, (-2.HEATER) 2.FAN, ⇨08/2003 ALT, 2x, ⇨08/2003 CA	4PK1237 4PK1580 AVX10X1000
					<b>CT1153</b>		
4.7	02/02-	2UZ-FE	175	4664		ALT, (AC) CA	6PK2241
					<b>CT1147</b>		
4.7 (UZJ100_)	01/98-	2UZ-FE	173	4664		ALT CA	6PK2241
					<b>CT1147</b>		
LAND CRUISER 80 (_J8_)							
2.4 (FJ80)	01/90-05/93	22R	77	2367		ALT PS	AVX10X875 AVX13X1125
3.0 TD	01/90-09/91	1KZ-T	92	2982		ALT, 2x AC	AVX13X1000 AVX13X1175
3.5 D	01/90-08/92	1PZ	85	3470		ALT, 2x AC CA	AVX10X1000 AVX13X1275
					<b>CT818</b>		
4.0 (FJ80_)	01/90-08/92	3F-E	115	3956		AC ALT	AVX13X1175 AVX17X1055
4.2 D (HZJ80_)	01/90-12/97	1H-Z	99	4164		ALT AC	AVX10X1000 AVX13X1275
4.2 TD (HDJ80)	01/90-12/97	1HD-T	123	4164		ALT, 2X AC CA	AVX10X1000 AVX13X1260
					<b>CT818</b>		
	10/92-12/97		118			ALT, 2X AC CA	AVX10X1000 AVX13X1260
					<b>CT818</b>		
4.2 TD 24V (HDJ80_)	03/95-12/97	1HD-FT	125	4164		ALT, 2X AC CA	AVX10X1000 AVX13X1260
					<b>CT1153</b>		
LAND CRUISER 90 (_J9_)							
3.0 D-4D (KDJ90)	10/00-	1KD-FTV	120	2982		ALT, (-AC), (-2.HEATER) ALT, (AC), (-2.HEATER) ALT, (-AC), (2.HEATER) ALT, (AC), (2.HEATER) CA CA	7PK1153 7PK1642 7PK1815 7PK1933
					<b>CT1089</b> <b>CT1089K1</b>		
3.0 TD (KZJ90_, KZJ95_)	04/96-	1KZ-TE	92	2982		ALT AC CA	AVX13X1000 AVX13X1175
					<b>CT860</b>		
3.4 i 24V (VZJ90_, VZJ95_)	04/96-	5VZ-FE	131	3378		ALT PS AC	4PK1045 4PK1070 4PK875
4.2 TD	08/99-08/01	1H-Z	123	4164		ALT AC	AVX10X1000 AVX13X1275
LAND CRUISER Hardtop (_J7_)							
2.4 TD (LJ77)	07/90-05/96	2L-T	66	2446		ALT AC PS CA CA	2XAVX13X1050 AVX13X1200 AVX13X865
					<b>CT723</b> <b>CT723K1</b>		
3.0 TD	05/93-05/96	1KZ-T	92	2982		ALT AC CA	AVX13X1000 AVX13X1175
					<b>CT860</b>		
LAND CRUISER Pick-up (_J4_)							
3.9 (FJ45_P)	03/69-01/75	F	96	3878		ALT, NOT FOR ALT: 55A ALT, FOR ALT: 55A	AVX17X1055 AVX17X1080
4.0 D (HJ47_P)	08/80-10/84	2H	76	3980		ALT	AVX17X1080
4.2 (FJ45_P)	01/75-04/86	2F	89	4230		ALT, ⇨07/1980 ALT, 08/1980⇨	AVX13X1075 AVX17X1080
LITEACE Bus (_R2_LG)							
2.0 D (CR21LG)	01/92-05/94	2C	53	1974	<b>CT583</b>	CA	


**TOYOTA**
**TOYOTA**
**LITEACE Bus (\_R2\_LG)**

					<b>CT583K1</b>	CA	
--	--	--	--	--	----------------	----	--

**LITEACE Bus (CM30\_G, KM30\_G)**

1.5 (KM30LG)	10/85-08/89	5K	51	1486		ALT AC	AVX10X875 AVX13X975
	07/89-01/92		52			ALT AC	AVX10X875 AVX13X975
2.0 D (CM30LG)	08/88-01/92	2C	53	1975	<b>CT583</b> <b>CT583K1</b>	CA CA	

**LITEACE Kasten (\_R2\_V)**

2.0 D (CR27_V)	01/92-05/94	2C	51	1974		PS, ⇒03/1993 PS, 03/1993⇒ ALT CA <b>CT583</b> <b>CT583K1</b>	3PK800 3PK835 AVX13X1000
----------------	-------------	----	----	------	--	---	--------------------------------

**LITEACE Kasten (CM3\_V, KM3\_V)**

1.5 (KM31_V, KM36_V)	05/86-09/91	5K	51	1486		ALT AC	AVX10X875 AVX13X975
1.8 D (CM35_V)	10/85-08/88	1C	46	1839		CA, 08/1986⇒ ALT, ⇒08/1986 CA <b>CT583</b> <b>CT583K1</b>	AVX13X1000 AVX13X975
2.0 D (CM36_V)	08/88-01/92	2C	53	1975	<b>CT583</b> <b>CT583K1</b>	CA CA	

**LITEACE Kasten (KM2\_)**

1.3	10/79-10/86	4K, 4K-C	42	1290		ALT, ⇒10/1982 ALT, 10/1982⇒	AVX10X838 AVX10X875
1.8 D	10/82-09/85	1C	41	1839	<b>CT583</b> <b>CT583K1</b>	CA CA	

**LITEACE Wagon (YM2\_, CM2\_, KM2\_)**

1.3	10/79-09/85	4K	43	1290		ALT, ⇒10/1982 ALT, 10/1982⇒	AVX10X838 AVX10X875
-----	-------------	----	----	------	--	--------------------------------	------------------------

**MODELL F Bus (\_R2\_, 31)**

1.8 4x4	11/82-07/86	2Y	58	1812		ALT, ⇒08/1985 ALT, 08/1985⇒ PS AC	4PK830 5PK820 AVX13X1055 AVX13X900
1.8 De Luxe (YR20)	11/82-08/84	2Y, 2Y-C	58	1812		ALT PS AC	4PK830 AVX13X1055 AVX13X900
2.0 (YR21_G)	08/88-01/90	3Y	66	1998		ALT PS AC	5PK825 AVX13X1055 AVX13X900
2.0 Super (YR21)	08/84-08/88	3Y-C, 3Y	65	1998		ALT, ⇒08/1985 ALT, 08/1985⇒ PS AC	4PK830 5PK820 AVX13X1055 AVX13X900

**MR 2 I (AW1\_)**

1.6 16V (AW11)	11/84-06/90	4A-GELC	85	1587		AC ALT CA	4PK790 5PK825
		4A-GEL	91		<b>CT555</b>	AC ALT CA	4PK790 5PK825

**MR 2 II (SW2\_)**

2.0	12/89-08/92	3S-FE	88	1998		ALT AC CA	4PK825 4PK890
					<b>CT998</b> <b>CT998K1</b>	CA	
2.0 16V	12/89-05/00	3S-GE	125	1998		ALT AC	4PK825 4PK890
			129		<b>CT783</b> <b>CT859</b>	CA, ⇒11/1993 CA, 11/1993⇒	
					<b>CT783</b> <b>CT859</b>	CA, ⇒11/1993 CA, 11/1993⇒	
2.0 16V (SW20)	12/89-05/00	3S-GE	115	1998		ALT AC CA, ⇒11/1993 CA, 11/1993⇒	4PK825 4PK890

**MR 2 III (ZZW3\_)**

1.8 16V VT-i (ZZW30)	04/00-09/05	1ZZ-FE	103	1794		ALT, (-AC), MTR-CODE: 1ZZFE ALT, MTR-CODE: 1ZZFE, (AC)	6PK1400 6PK1693
----------------------	-------------	--------	-----	------	--	---	--------------------

**PASEO Cabriolet (EL54)**

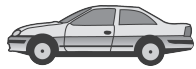
1.5 16V	10/96-03/99	5E-FE	66	1497		PS, (AC) ALT PS, (-AC) CA	4PK1125 4PK825 4PK938
					<b>CT1030</b>		





<b>TOYOTA</b>							
<b>PASEO Coupe (EL54)</b>							
↔ 1.5 16V	08/95-07/99	5E-FE	66	1497		PS, (AC) ALT PS, (-AC) CA	4PK1125 4PK825 4PK938
					<b>CT1030</b>		
<b>PICNIC (_XM10)</b>							
2.0	01/01-12/01	3S-FE	90	1998		PS ALT, (-AC) ALT, (AC) AC CA CA	3PK760 5PK1000 5PK1080 5PK1219
					<b>CT998</b> <b>CT998K1</b>		
2.0 16V (SXM10_)	05/96-12/01	3S-FE	94	1998		PS ALT, (-AC) ALT, (AC), 07/1998⇒ ALT, (AC), ⇒07/1998 AC CA CA	3PK760 5PK1000 5PK1080 5PK1090 5PK1219
					<b>CT998</b> <b>CT998K1</b>		
2.2 D (CMX10_)	08/97-12/01	3C-TE	66	2184		PS AC, PS CA CA	5PK1110 5PK1219
					<b>CT583</b> <b>CT583K1</b>		
<b>PREVIA (MCR3_, ACR3_, CLR3_)</b>							
2.0 D-4D	03/01-01/06	1CD-FTV	85	1995		PS, (-AC) PS, (AC) ALT CA CA CA CA	5PK1150 5PK1240 5PK884
					<b>CT1043</b> <b>CT1043K1</b> <b>CT1043K2</b> <b>CT1043WP1</b>		
2.4 16V	08/00-01/06	2AZ-FE	115	2362		ALT, (-AC) ALT, (AC)	7PK1593 7PK1920
<b>PREVIA (TCR2_, TCR1_)</b>							
2.4	05/90-08/00	2TZ-FE	97	2438		AC ALT	4PK725 6PK820
2.4 4WD	05/90-08/00	2TZ-FE	97	2438		AC ALT	4PK725 6PK820
<b>PRIUS Liftback (NHW20_)</b>							
1.5	08/03-03/09	1NZ-FXE	57	1497		AC, ⇒03/2006	3PK860
<b>PRIUS Stufenheck (NHW11_)</b>							
1.5	05/00-01/04	1NZ-FXE	53	1497		ALT	3PK1120
<b>RAV 4 I (SXA1_)</b>							
2.0 16V 4WD	06/94-06/00	3S-FE	95	1998		PS ALT, (-AC) ALT, (AC), 09/1997⇒ ALT, (AC), ⇒09/1997 CA CA	3PK760 5PK1000 5PK1090 5PK1120
					<b>CT998</b> <b>CT998K1</b>		
<b>RAV 4 I Cabrio (SXA1_)</b>							
2.0 16V 4WD	12/97-06/00	3S-FE	94	1998		PS ALT, (-AC) ALT, (AC) CA CA	3PK760 5PK1000 5PK1090
					<b>CT998</b> <b>CT998K1</b>		
<b>RAV 4 II (CLA2_, XA2_, ZCA2_, ACA2_)</b>							
1.8 VVTi	02/01-11/05	1ZZ-FE	92	1794		ALT, (-AC), ⇒10/2005 ALT, (AC), ⇒10/2005	6PK1538 6PK1893
2.0 D-4D 4WD	09/01-11/05	1CD-FTV	85	1995		PS, (-AC) PS, (AC) ALT CA CA CA CA	5PK1120 5PK1190 5PK884
					<b>CT1043</b> <b>CT1043K1</b> <b>CT1043K2</b> <b>CT1043WP1</b>		
2.0 VVTi 4WD	06/00-11/05	1AZ-FE	110	1998		ALT, (-AC) ALT, (AC)	7PK1593 7PK1933
2.4 VVTi 4WD	08/03-11/05	2AZ-FE	112	2362		ALT	7PK1910
<b>RAV 4 III (ACA3_, ACE_, ALA3_, GSA3_, ZSA3_)</b>							
2.0 VVT-i 4WD	03/06-	1AZ-FE	112	1998		ALT, (-AC) ALT, (AC)	7PK1593 7PK1920
2.2 D-4D	12/08-	2AD-FHV, 2AD-FTV	110	2231		ALT, (-AC) ALT, (AC) ONLY WITH VD1078	7PK1370 7PK1867 MS40 VD1078
2.2 D-4D 4WD	03/06-	2AD-FTV	100	2231		ALT, (-AC) ALT, (AC) ONLY WITH VD1078	7PK1370 7PK1867 MS40 VD1078

**TOYOTA**

## TOYOTA

### RAV 4 III (ACA3\_, ACE\_, ALA3\_, GSA3\_, ZSA3\_)

↩	12/08-	2AD-FHV, 2AD-FTV	110			ALT, (-AC) ALT, (AC) ONLY WITH VD1078	7PK1370 7PK1867 MS40 VD1078
2.2 D-CAT 4WD	03/06-	2AD-FHV	130	2231		ALT, (-AC) ALT, (AC) ONLY WITH VD1078	7PK1370 7PK1867 MS40 VD1078
2.4 VVTi	11/05-	2AZ-FE	125	2362		ALT	7PK1910

### STARLET (\_P7\_)

1.0 (EP70L)	10/84-12/89	1E-L	40	999	CT705 CT706 CT706K1	ALT AC CA, ⇨03/1986 CA, 03/1986⇨ CA, 03/1986⇨	4PK815 4PK841
1.3 (EP71L)	10/84-12/89	2E-LC	55	1295	CT694 CT694K1 CT695 CT695K1	ALT AC CA, ⇨03/1986 CA, ⇨03/1986 CA, 03/1986⇨ CA, 03/1986⇨	4PK815 4PK841
1.5 D (NP70L)	12/86-12/89	1N	40	1453	CT590	ALT CA	AVX10X775

### STARLET (\_P8\_)

1.0 (EP80_)	12/89-12/92	1E	40	999	CT706 CT706K1	ALT AC PS CA CA	4PK815 4PK860 4PK920
1.3 12V (EP81) KAT	12/89-03/96	2E-E	55	1296	CT695 CT695K1	ALT AC, ⇨12/1993 AC, 12/1993⇨ PS CA CA	4PK815 4PK860 4PK870 4PK925
1.3 12V (EP81_)	12/89-12/92	2E, 2E-E	55	1296	CT706 CT706K1	ALT AC PS CA CA	4PK815 4PK860 4PK925

### STARLET (EP91)

1.3	04/96-03/99	4E-FE	55	1332	CT828 CT828K1	PS, (AC) ALT AC, (-PS) PS, (-AC) CA CA	4PK1090 4PK825 4PK875 4PK920
-----	-------------	-------	----	------	------------------	---	---------------------------------------

### STARLET (KP6\_)

1.0 (KP60)	02/78-09/84	2K	33	993	CT705	ALT, FOR ALT: 30A ALT, FOR ALT: 40A, FOR ALT: 45A, ⇨08/1981 ALT, FOR ALT: 40A, FOR ALT: 45A, 08/1981⇨ CA	AVX10X800 AVX10X838 AVX10X875
1.2 S (KP62)	10/78-08/82	3K-H	39	1166		ALT, WP ALT, FOR ALT: 40A, FOR ALT: 45A, ⇨08/1981 ALT, FOR ALT: 40A, FOR ALT: 45A, 08/1981⇨ AC	AVX10X800 AVX10X838 AVX10X875 AVX13X900
1.3 S (KP61)	08/82-09/84	4K	48	1290		ALT, FOR ALT: 40A, FOR ALT: 45A AC	AVX10X875 AVX13X900

### STARLET 1000 (KP)

1.0	11/74-08/78	2K	33	993		ALT, FOR ALT: 30A ALT, FOR ALT: 40A, FOR ALT: 45A	AVX10X800 AVX10X838
-----	-------------	----	----	-----	--	--	------------------------

### STARLET 1000 Kombi (KP)

1.0	05/76-08/78	2K	33	993		ALT, FOR ALT: 30A ALT, FOR ALT: 40A, FOR ALT: 45A	AVX10X800 AVX10X838
-----	-------------	----	----	-----	--	--	------------------------

### STARLET Station Wagon (KP6\_)

1.0 (KP60)	02/78-09/84	2K	33	993	CT705	ALT, FOR ALT: 30A ALT, FOR ALT: 40A, FOR ALT: 45A, ⇨08/1981 ALT, FOR ALT: 40A, FOR ALT: 45A, 08/1981⇨ CA	AVX10X800 AVX10X838 AVX10X875
------------	-------------	----	----	-----	-------	---	-------------------------------------

### SUPRA (JZA70\_, GA70\_, MA70)

3.0	01/86-08/90	7M-GE	140	2954		PS AC	4PK841 4PK920
-----	-------------	-------	-----	------	--	----------	------------------





## TOYOTA

### SUPRA (JZA70\_, GA70\_, MA70)

						ALT, OE-NO 99365-01290 ALT, OE-NO 99365-51300 CA	5PK1290 5PK1300
3.0 24V	01/86-08/88	7M-GE	150	2954	CT900	PS AC ALT CA	4PK841 4PK920 5PK1290
3.0 Turbo	09/87-04/93	7M-GTE	173	2954	CT900	PS AC ALT CA	4PK841 4PK920 5PK1290
	08/88-05/93		175		CT900	PS AC ALT CA	4PK841 4PK920 5PK1290

### SUPRA (JZA80)

3.0 i Bi-Turbo	05/93-08/02	2JZ-GTE	243	2997		ALT	6PK1940
----------------	-------------	---------	-----	------	--	-----	---------

### TERCEL ( L1\_, L2\_ )

1.3 (AL20, AL11)	03/79-01/88	2A	48	1296		ALT ALT, (AC) ALT PS AC CA CA	3PK975 AVX10X1075 AVX10X990 AVX13X800 AVX13X985
					CT680 CT680K1	CA	

### TERCEL (AL2\_)

1.5 4WD	10/82-01/88	3A	52	1452		ALT ALT, (AC) ALT PS AC CA CA	3PK975 AVX10X1075 AVX10X990 AVX13X800 AVX13X985
1.5 4WD (AL25)	05/86-01/88	3A-C	50	1452		ALT ALT, (AC) ALT PS AC CA CA	3PK975 AVX10X1075 AVX10X990 AVX13X800 AVX13X985
					CT680 CT680K1	CA	

### URBAN CRUISER (NSP1\_, NLP1\_, ZSP1\_, NCP11\_)

1.33	04/09-	1NR-FE	74	1329		ALT	6PK1400
------	--------	--------	----	------	--	-----	---------

### VERSO ( AUR2\_, ZGR2\_ )

1.8	04/09-	2ZR-FAE	108	1798		ALT, (AC) ALT, (-AC)	6PK1230 6PK915
2.0 D-4D	04/09-	1AD-FTV	93	1998		ALT, (-AC) ALT, (AC) ONLY WITH VD1078	7PK1370 7PK1867 MS40 VD1078
2.2 D-4D	04/09-	2AD-FHV	110	2231		ALT, (AC) ONLY WITH VD1078	7PK1867 MS40 VD1078
2.2 D-CAT	04/09-	2AD-FHV	130	2231		ALT, (AC) ONLY WITH VD1078	7PK1867 MS40 VD1078

### YARIS (SCP1\_, NLP1\_, NCP1\_)

1.0 16V	04/99-09/05	1SZ-FE	50	998		ALT, (PS), (-AC), CH-NO JT... ALT, (PS), (AC) ALT, (PS), (-AC), CH-NO VN... ALT, (-PS), (-AC)	4PK1708 4PK1775 6PK1733 6PK780
	03/03-09/05		48			ALT, (PS), (-AC), CH-NO JT... ALT, (PS), (AC) ALT, (PS), (-AC), CH-NO VN... ALT, (-PS), (-AC)	4PK1708 4PK1775 6PK1733 6PK780
1.3	04/02-09/05	2SZ-FE	64	1298		ALT, WP, PS, AC ALT, WP, (-AC)	6PK1775 6PK780
1.3 16V	11/99-09/05	2NZ-FE	63	1299		PS ALT, (AC) ALT, (-AC)	3PK850 4PK1180 4PK920
1.4 D-4D	12/01-09/05	1ND-TV	55	1364		OILP ALT, (AC) ALT, (-AC)	3PK850 5PK1190 5PK930
1.5 TS	01/03-09/05	1NZ-FE	77	1497		PS, ⇒08/2005 ALT, (AC), 06/2003⇒, ⇒08/2005 ALT, (AC), ⇒06/2003 ALT, (-AC), ⇒08/2005	3PK850 4PK1170 4PK1180 4PK920
1.5 VVT-i TS	04/01-09/05	1NZ-FE	78	1497		PS ALT, (AC)	3PK850 4PK1180



TRABANT

## TOYOTA

### YARIS (SCP1\_, NLP1\_, NCP1\_)

						ALT, (-AC)	4PK920
--	--	--	--	--	--	------------	--------

### YARIS (SCP9\_, NSP9\_, KSP9\_, NCP9\_, ZSP9\_)

1.0 VVT-i	01/06-	1KR-FE	51	998		ALT, (AC) ALT, (-AC)	6PK1210 6PK875
1.3 VVT-i	01/06-	2SZ-FE	64	1298		ALT, MTR-CODE: 2SZ-FE ALT, (AC), MTR-CODE: 2SZ-FE ALT, (-AC)	6PK1760 6PK1767 6PK780
1.33 VVT-i	03/09-	1NR-FE	74	1329		ALT	6PK1400
1.4 D-4D	01/06-	1ND-TV	66	1364		ALT, (MANL AC), 11/2008⇒, MTR-CODE: 1ND-TV ALT, (AUTOM-AC), 03/2009⇒, MTR-CODE: 1ND-TV ALT, (MANL AC), 11/2005⇒, ⇒11/2008, MTR-CODE: 1ND-TV	6PK1185 6PK1185 6PK1244
1.5 (NCP91)	11/05-	1NZ-FE	80	1497		ALT, (AC) ALT, (-AC)	4PK1180 4PK925
1.8 VVTi	01/07-	2ZR-FE	98	1798		ALT, (AC)	6PK915

### YARIS VERSO (\_NLP2\_, \_NCP2\_)

1.3 (NCP22)	11/99-09/05	2NZ-FE	63	1299		PS ALT, (AC) ALT, (-AC)	3PK850 4PK1180 4PK920
			62			PS ALT, (AC), ⇒09/2005, OE-NO 90916-02569 ALT, (AC), ⇒09/2005 ALT, (-AC)	3PK850 4PK1170 4PK1180 4PK920
1.4 D-4D (NLP22)	12/01-09/05	1ND-TV	55	1364		OILP ALT, (AC) ALT, (-AC)	3PK850 5PK1190 5PK930
1.5 (NCP21)	03/00-09/05	1NZ-FE	78	1497		PS ALT, (AC) ALT, (-AC)	3PK850 4PK1180 4PK920
	05/03-09/05		77			ALT, (AC), ⇒09/2005 ALT, (AC), ⇒06/2003 ALT, (-AC), ⇒09/2005	4PK1170 4PK1180 4PK920

## TOYOTA (FAW)

### COROLLA

1.6	05/07-	1ZR-FE	90	1598		ALT	6PK1230
1.8	02/04-05/07	1ZZ-FE	93	1794		ALT	6PK1880
	05/07-	2ZR-FE	101	1798		ALT	6PK1230

### CROWN ROYAL

3.0	02/05-	3GR-FE	170	2995		ALT, ⇒09/2005	7PK1549
-----	--------	--------	-----	------	--	---------------	---------

### LAND CRUISER 100

4.7 Allrad	10/03-07/07	2UZ-FE	175	4664		ALT	6PK2245
------------	-------------	--------	-----	------	--	-----	---------

### PRIUS Großraumlimousine

1.5	01/06-12/09	1NZ-FXE	57	1479		ALT	3PK860
-----	-------------	---------	----	------	--	-----	--------

### VIOS

1.3	11/02-10/05	8A-FE	64	1342	CT827	CA	
1.5	11/02-10/05	5A-FE	68	1498	CT827	CA	

## TOYOTA (GAC)

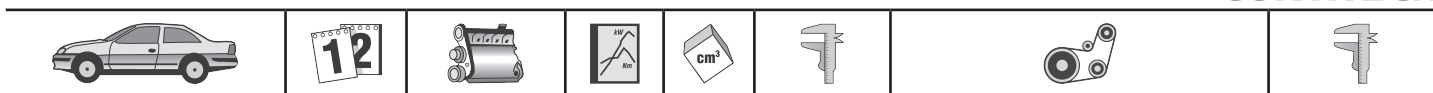
### CAMRY

200	06/06-	1AZ-FE	108	1998		ALT	7PK1933
240	06/06-	2AZ-FE	123	2362		ALT, MTR-CODE: 2AZ-FE	7PK1933

## TRABANT

1.1	1.1	05/90-12/91	4VO5,9/7,5GRF	30	1043		ALT	AVX10X685
						CT633	CA	
1.1 Tramp	1.1	05/90-12/91	4VO5,9/7,5GRF	30	1043		ALT	AVX10X685
						CT633	CA	
1.1 Universal	1.1	12/90-12/91	4VO5,9/7,5GRF	30	1043		ALT	AVX10X685
						CT633	CA	
P 601	0.6	03/70-04/90	P63/64	19	594		DYN	AVX10X1000
		07/66-05/70		17	591		ALT	AVX10X1000
P 601 Kasten	0.6	07/66-04/90	P65/66, P63/64	19	594		ALT	AVX10X1000
P 601 Tramp	0.6	10/66-04/90	P65/66, P63/64	19	594		ALT	AVX10X1000





<b>TRABANT</b>							
<b>P 601 Universal</b>							
↔ 0.6	01/66-04/90	P65/66, P63/64	19	594		DYN, 01/1970↔ DYN, ↔01/1970	AVX10X1000 AVX13X1025

<b>TRIUMPH</b>							
<b>1300</b>							
1.3	01/65-12/70		46	1269		DYN	AVX10X1050
1.3 TC	01/67-12/70	GE1EH	56	1296		DYN	AVX10X1050
<b>1500</b>							
1.5	10/70-12/74	1EL	42	1493		ALT, FAN	AVX10X1090
	01/72-12/74	1EH	49			ALT, FAN	AVX10X1090
1.5 TC	04/75-12/77	1E	53	1493		ALT, FAN	AVX10X1090
<b>2.5 PI MK I</b>							
2.5	01/68-12/75	25PI	99	2498		ALT, FAN	AVX10X1090
<b>2.5 PI MK I Estate</b>							
2.5	01/68-12/75	25PI	99	2498		ALT, FAN	AVX10X1090
<b>2000 MK I</b>							
2.0	01/68-12/75		66	1998		ALT, FAN	AVX10X1090
<b>2000 MK I Estate</b>							
2.0	01/68-12/75	20TC	66	1998		ALT, FAN	AVX10X1090
<b>2000 MKII</b>							
2.0	03/72-12/75	20TC	66 65	1998		ALT, FAN ALT	AVX10X1090 6PK1555
2.0 TC	04/75-12/77	20TC	68	1998		DYN, FAN	AVX10X1050
<b>2000 MKII Estate</b>							
2.0	03/72-12/75	20TC	66	1998		ALT, FAN	AVX10X1090
2.0 TC	03/72-12/75		68	1998		ALT, FAN	AVX10X1090
<b>2500</b>							
S	04/75-12/77		79	2498		ALT PS	AVX10X1100 AVX10X900
TC	05/74-04/75		74	2498		ALT PS	AVX10X1100 AVX10X900
<b>2500 Estate</b>							
S	04/75-12/77		79	2498		ALT PS	AVX10X1100 AVX10X900
TC	05/74-04/75		74	2498		ALT PS	AVX10X1100 AVX10X900
<b>ACCLAIM</b>							
1.3 (XD)	01/82-12/85	EJ	51	1335	CT669	ALT CA	AVX10X950
<b>DOLOMITE</b>							
1300	01/77-12/81		43	1296		ALT	AVX10X1100
1500 HL	01/77-12/81		53	1493		ALT	AVX10X1100
1850	01/72-12/77	WF	68	1854		ALT, FAN	AVX10X950
1850 HL	01/77-12/81	WF	68	1854		ALT, FAN	AVX10X950
Sprint	06/73-12/81		95	1998		ALT, FAN	AVX10X950
<b>GT6</b>							
MK I	01/66-12/68	KE1L	70	1998		ALT, FAN	AVX10X1100
MK II	12/68-12/70		77	1998		ALT, FAN	AVX10X1100
MK III	12/71-12/72	KE2L	77	1998		DYN, FAN	AVX10X1150
	12/72-12/73		71			DYN, FAN	AVX10X1150
<b>HERALD</b>							
1200	01/67-12/68		46	1269		DYN, FAN, Ø 80 mm DYN, FAN, Ø 85 mm	AVX10X1025 AVX10X1050
	01/68-12/69	AJM	35	1147		DYN, FAN, Ø 80 mm DYN, FAN, Ø 85 mm	AVX10X1025 AVX10X1050
13/60	01/67-12/71		46	1269		DYN, FAN, Ø 80 mm DYN, FAN, Ø 85 mm	AVX10X1025 AVX10X1050
<b>HERALD Cabriolet</b>							
13/60	01/67-12/71		46	1269		DYN, FAN, Ø 80 mm DYN, FAN, Ø 85 mm	AVX10X1025 AVX10X1050
<b>HERALD Estate</b>							
13/60	01/67-12/71		46	1269		DYN, FAN, Ø 80 mm DYN, FAN, Ø 85 mm	AVX10X1025 AVX10X1050
<b>SPITFIRE</b>							
1.2 MK I	10/62-12/65	AJM	46	1147		DYN, FAN ALT, FAN	AVX10X1050 AVX10X1100
1.2 MK II	12/65-12/67	AJM	49	1147		DYN, FAN ALT, FAN	AVX10X1050 AVX10X1100
1.3 MK III	12/67-12/70	FM3	55	1296		DYN, FAN ALT, FAN	AVX10X1050 AVX10X1100
1.3 MK IV	01/71-12/72	FM3	55	1296		DYN, FAN	AVX10X1060
1.5 MK IV	12/72-12/75		51	1474		ALT, 01/1975↔ ALT, ↔12/1974	AVX10X1100 AVX10X1110
1500	01/75-01/80	FM11	51	1493		ALT	AVX10X1100
<b>STAG</b>							
3.0	01/70-12/77		107	2997		ALT	AVX10X725







## TRIUMPH

<b>TOLEDO</b>							
↩	1300	10/70-12/77		43	1296		ALT, FAN <b>AVX10X1100</b>
	1500	10/70-12/77		46	1493		ALT, FAN <b>AVX10X1113</b>
		01/72-12/77		49			ALT, FAN <b>AVX10X1113</b>
	1500 TC	01/71-12/77		51	1493		ALT, FAN <b>AVX10X1113</b>
<b>TR 2</b>							
	2.0	01/53-12/55	HCL	66	1991		DYN, FAN <b>20X900Li</b>
<b>TR 3</b>							
	2.0	12/55-12/57	HCL	67	1991		DYN, FAN <b>20X900Li</b>
<b>TR 3A</b>							
	2.0	12/57-12/61		70	1998		DYN, FAN <b>20X900Li</b>
	2.2	01/59-12/61	HE0H	74	2138		DYN, FAN <b>20X900Li</b>
<b>TR 4</b>							
	2.0	01/61-12/65		75	1991		ALT, FAN DYN, FAN <b>17X950Li</b> <b>20X900Li</b>
<b>TR 4A</b>							
	2.2	12/65-12/67	HE0H	76	2138		ALT, FAN DYN, FAN <b>17X950Li</b> <b>20X900Li</b>
<b>TR 5 (250)</b>							
	2.5 PI	01/67-12/68		105	2498		ALT, FAN <b>AVX10X1090</b>
<b>TR 6</b>							
	2.5	01/72-12/76	CF1	90	2498		ALT, FAN <b>AVX10X1100</b>
	2.5 PI	01/69-12/76		105	2498		ALT, FAN <b>AVX10X1090</b>
<b>TR 7</b>							
	2.0	05/79-12/81	CG2	78	1998		ALT AC <b>AVX10X900</b> <b>AVX13X925</b>
<b>TR 7 Coupe</b>							
	2.0	01/76-12/81	CG2	78	1998		ALT AC <b>AVX10X900</b> <b>AVX13X925</b>
<b>VITESSE</b>							
	2.0	01/67-12/75	HB1LE	70	1998		ALT, FAN <b>AVX10X1100</b>
		12/68-12/71	HB1HE	77			ALT, FAN <b>AVX10X1100</b>
<b>VITESSE Cabriolet</b>							
	2.0	01/67-12/68	HB1LE	70	1998		ALT, FAN <b>AVX10X1100</b>
		12/68-12/71	HB1HE	77			ALT, FAN <b>AVX10X1100</b>

## UAZ

<b>PATRIOT</b>							
	2.7	07/04-		94	2693		ALT, (-AC) ALT, (AC) ALT, (-AC) ALT, (AC) <b>6PK1217</b> <b>6PK1370</b> <b>6PK1217</b> <b>6PK1370</b>
				82			
<b>UAS 469 B</b>							
	2.4	09/84-		59	2445		ALT <b>AVX10X940</b>

## VAUXHALL

<b>AGILA Mk I (A)</b>							
	1.0 12V	09/00-08/05	Z10XE	43	973		ALT, WP ALT, WP, AC <b>5PK1230</b> <b>5PK1355</b>
		02/00-11/06	Z10XEP	44	998		ALT ALT, AC <b>5PK1230</b> <b>5PK1355</b>
	1.2 16V	09/00-03/08	Z12XE	55	1199		ALT, WP ALT, WP, AC <b>5PK1230</b> <b>5PK1355</b>
	1.2 16V Twinport	07/04-11/06	Z12XEP	59	1229		ALT, (-AC) ALT, (AC) <b>5PK1230</b> <b>5PK1355</b>
<b>AGILA Mk II (B)</b>							
	1.3 CDTI	01/08-	Z13DTJ, D13A	55	1248		ALT, (-AC) ALT, (AC) <b>6PK1180</b> <b>6PK1318</b>
<b>ANTARA (J26, H26)</b>							
	2.0 CDTI	08/06-	Z20DMH	110	1991		ALT CA <b>6PK2065</b>
						<b>CT1121</b> <b>CT1121K1</b>	
	3.2 V6	11/06-	10HM, Z32SED	167	3195		ALT <b>6PK2404</b>
<b>ARENA Combi</b>							
	1.9 D	03/98-08/01	F8Q606, F8Q600	44	1870		ALT CA <b>6PK1138</b>
						<b>CT935</b> <b>CT935K1</b> <b>CT935K2</b>	
	2.5 D	03/98-08/01	S8U758, S8U780, S8U782	55	2499		ALT CA <b>6PK1138</b>
						<b>CT1038</b> <b>CT1038K1</b>	
<b>ARENA Van</b>							
	1.9 D	03/98-08/01	F8Q606, F8Q600	44	1870		ALT CA <b>6PK1138</b>
						<b>CT935</b> <b>CT935K1</b> <b>CT935K2</b>	
	2.5 D	03/98-08/01	S8U758, S8U780, S8U782	55	2499		ALT CA <b>6PK1138</b>
						<b>CT1038</b> <b>CT1038K1</b>	





## VAUXHALL

ARENA Van							
↔	1.2 S	02/82-08/84	12S	44	1196		ALT, 07/1982⇒, ENGINE: OHC ALT AVX10X875 AVX10X950
	1.3 S	09/79-08/84	13S	55	1297	CT504	ALT CA AVX10X875
	1.6 D	03/82-08/86	16D	40	1598	CT529 CT529K1	ALT CA CA AVX10X913
	1.6 S	09/81-08/86	16S	66	1598	CT720 CT720WP1	ALT CA CA, CH-NO 14391115, 12387790⇒ AVX10X888
	1.8 GTE	03/83-08/86	18E	85	1796	CT720	ALT CA AVX10X888
ASTRA Estate							
	1.3 S	09/79-08/84	13S	55	1297	CT504	ALT CA AVX10X875
	1.6 D	02/82-08/86	16D	40	1598	CT529 CT529K1	ALT CA CA AVX10X913
	1.6 S	09/81-08/86	16SH	66	1598	CT720 CT720WP1	ALT CA CA, CH-NO 14391115, 12387790⇒ AVX10X888
ASTRA Mk II Belmont							
	1.3	09/85-08/91	13S	55	1297	CT504	ALT CA AVX10X875
	1.4 i	01/90-12/91	C14NZ	44	1389	CT874 CT874K1 CT874WP2	ALT CA CA, MTR-NO 19311739⇒ CA, MTR-NO 19311739⇒, CH-NO 19311738⇒, 02J22350⇒ AVX10X913
	1.5 DT	01/88-08/90	15DT (T4EC1)	49	1499	CT748 CT748K4	PS ALT CA CA, ENGINE: Isuzu AVX10X950 AVX13X925
		01/87-08/89	15DT	53		CT748 CT748K4	PS ALT CA CA, ENGINE: Isuzu AVX10X950 AVX13X925
	1.6	09/85-08/91	16SH	66	1598	CT720 CT720WP1	ALT CA CA, CH-NO 14391115, 12387790⇒ AVX10X888
	1.6 D	09/85-08/91	16DA	40	1598	CT529 CT529 CT540 CT540 CT540K1 CT540K1 CT540WP1 CT540WP1	PS, ⇒MTR-NO (14/25)503744, (14/25)478630, (AUTOM) PS, MTR-NO (14/25)503745⇒, (14/25)478631⇒, (MANL) ALT CA, (MANL), ⇒MTR-NO 14498630 (AUTOM), ⇒MTR-NO 14503756 CA, (MANL), MTR-NO 14498631⇒ (AUTOM), MTR-NO 14503757⇒ CA, (MANL), MTR-NO 14498631⇒ (AUTOM), MTR-NO 14503757⇒ CA, (MANL), MTR-NO 14498631⇒ (AUTOM), MTR-NO 14503757⇒ AVX10X763 AVX10X813 AVX10X913
	1.7 D	01/89-12/91	17D	42	1699	CT540 CT540K1 CT540WP1 CT871 CT871K2	PS ALT CA, MTR-CODE: 17D, ⇒MTR-NO 14363650 CA, MTR-CODE: 17D, ⇒MTR-NO 14363650 CA, MTR-CODE: 17D, ⇒MTR-NO 14363650 CA, MTR-CODE: 17DR, MTR-NO 14363651⇒ CA, ENGINE: Opel AVX10X813 AVX10X925
	1.8	01/86-12/90	18SE	82	1796	CT720 CT720WP1	ALT CA CA, CH-NO 14237770, 14056061⇒ AVX10X888
	1.8 i	09/85-08/91	18E, 18SE	85	1796	CT720 CT720WP1	ALT CA CA, CH-NO 14237770, 14056061⇒ AVX10X888
ASTRA Mk II CC							
	1.2	09/84-08/91	12S	44	1196		PS ALT AVX10X763 AVX10X950
	1.3	09/84-08/91	13S	55	1297	CT504	ALT CA AVX10X875
	1.4 i	01/90-08/91	C14NZ	44	1389	CT874 CT874K1 CT874WP2	CA CA, MTR-NO 19311739⇒ CA, MTR-NO 19311739⇒, CH-NO





VAUXHALL

## VAUXHALL

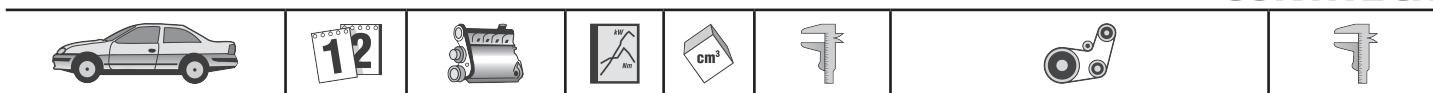
### ASTRA Mk II CC

						19311738⇒, 02J22350⇒	
1.4 S	01/90-08/91	14NV	55	1389	CT558 CT558WP1 CT874 CT874K1 CT874WP2	ALT, PS ALT CA, ⇒MTR-NO 02J22349, 19307805 CA, ⇒MTR-NO 02J22349, 19307805 CA, MTR-NO 19307806⇒ CA, MTR-NO 19307806⇒ CA, MTR-NO 19307806⇒	5PK975 AVX10X875
1.6	09/84-08/91	16SV	60	1598	CT558 CT558WP1 CT874 CT874K1 CT874WP2	ALT, PS ALT, PS ALT, ⇒MTR-NO H2517837 ALT, MTR-NO H2517838⇒ CA, ⇒MTR-NO 02J22349 CA, ⇒MTR-NO 02J22349 CA, MTR-NO 02J22350⇒ CA, MTR-NO 02J22350⇒ CA, MTR-NO 02J22350⇒	5PK1010 5PK975 AVX10X913 AVX10X925
1.6 D	09/84-12/89	16DA	40	1598	CT529 CT529 CT540 CT540 CT540K1 CT540K1 CT540WP1 CT540WP1	PS, ⇒MTR-NO (14/25)503744, (14/25)478630, (AUTOM) PS, MTR-NO (14/25)503745⇒, (14/25)478631⇒, (MANL) ALT CA, (MANL), ⇒MTR-NO 14498630 (AUTOM), ⇒MTR-NO 14503756 CA, (MANL), MTR-NO 14498631⇒ (AUTOM), MTR-NO 14503757⇒ CA, (MANL), MTR-NO 14498631⇒ (AUTOM), MTR-NO 14503757⇒ CA, (MANL), MTR-NO 14498631⇒ (AUTOM), MTR-NO 14503757⇒	AVX10X763 AVX10X813 AVX10X913
1.7 D	01/89-08/91	17DR	42	1699	CT540 CT540K1 CT540WP1 CT871 CT871K2	PS ALT CA, MTR-CODE: 17D, ⇒MTR-NO 14363650 CA, MTR-CODE: 17D, ⇒MTR-NO 14363650 CA, MTR-CODE: 17D, ⇒MTR-NO 14363650 CA, MTR-CODE: 17DR, MTR-NO 14363651⇒ CA, ENGINE: Opel	AVX10X813 AVX10X925
1.8 GTE	09/84-08/91	18E, 18SE	82	1796	CT720 CT720WP1	ALT CA CA, CH-NO 14237770, 14056061⇒	AVX10X888
2.0 GTE	09/86-08/91	20SEH	95	1998	CT720 CT720WP1	PS ALT CA CA	AVX10X800 AVX10X925
2.0 GTE 16V	05/88-08/91	20XE	115	1998	CT724 CT724K1	PS ALT AC CA CA	AVX10X788 AVX10X913 AVX13X875

### ASTRA Mk II Convertible

1.6 i	01/87-12/91	16SV	60	1598	CT874 CT874K1 CT874WP2	ALT, PS ALT, PS ALT, ⇒MTR-NO H2517837 ALT, MTR-NO H2517838⇒ CA, 10/1986⇒ CA, 10/1986⇒ CA, 10/1986⇒, CH-NO 19307806⇒, 02J22350⇒	5PK1010 5PK975 AVX10X913 AVX10X925
	01/91-08/93	E16NZ	55		CT874 CT874K1 CT874WP2	ALT, PS ALT, PS, AC ALT CA CA CA, CH-NO 02122350⇒	6PK1460 6PK1800 AVX10X913
1.6 i KAT	10/87-02/93	C16NZ, C16LZ	55	1598	CT874 CT874K1 CT874WP2	ALT, PS, ⇒08/1992 ALT, PS, 09/1992⇒ ALT, PS, AC ALT, ⇒CH-NO S2500015, R5999999, R8999999 ALT, CH-NO S2500015⇒, R5999999⇒, R8999999⇒ CA CA CA, CH-NO 02122350⇒	5PK985 6PK1460 6PK1800 AVX10X913 AVX10X925





## VAUXHALL

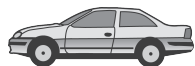
<b>ASTRA Mk II Convertible</b> ↔ 2.0 i KAT		01/91-08/93	C20NE	85	1998		ALT, PS, (-AC), 09/1992⇒ ALT, PS, AC PS, ⇒08/1992 ALT, (-AC) CA CA, MTR-NO 14608701⇒	6PK1725 6PK1900 AVX10X788 AVX10X925
<b>ASTRA Mk II Estate</b>								
1.2		09/84-12/88	12S	44	1196		PS ALT	AVX10X763 AVX10X950
1.3		09/84-08/91	13S	55	1297	CT504	ALT CA	AVX10X875
1.4 S		01/89-08/91	14NV	55	1389	CT558 CT558WP1 CT874 CT874K1 CT874WP2	ALT, PS ALT CA, ⇒MTR-NO 19307805 CA, ⇒MTR-NO 19307805 CA, MTR-NO 19307806⇒ CA, MTR-NO 19307806⇒ CA, MTR-NO 19307806⇒	5PK975 AVX10X875
1.5 DT		01/88-08/91	15DT (T4EC1)	49	1499	CT748 CT748K4	PS ALT CA CA, ENGINE: Isuzu	AVX10X950 AVX13X925
1.6		09/84-08/91	16SV	60	1598	CT558 CT558WP1 CT874 CT874K1 CT874WP2	ALT, PS ALT, PS ALT, ⇒MTR-NO H2517837 ALT, MTR-NO H2517838⇒ CA, ⇒MTR-NO 02J22349 CA, ⇒MTR-NO 02J22349 CA, MTR-NO 02J22350⇒ CA, MTR-NO 02J22350⇒ CA, MTR-NO 02J22350⇒	5PK1010 5PK975 AVX10X913 AVX10X925
1.6 D		09/84-12/89	16DA	40	1598	CT529 CT529 CT540 CT540 CT540K1 CT540K1 CT540WP1 CT540WP1	PS, ⇒MTR-NO (14/25)503744, (14/25)478630, (AUTOM) PS, MTR-NO (14/25)503745⇒, (14/25)478631⇒, (MANL) ALT CA, (MANL), ⇒MTR-NO 14498630 (AUTOM), ⇒MTR-NO 14503756 CA, (MANL), MTR-NO 14498631⇒ (AUTOM), MTR-NO 14503757⇒ CA, (MANL), MTR-NO 14498631⇒ (AUTOM), MTR-NO 14503757⇒ CA, (MANL), MTR-NO 14498631⇒ (AUTOM), MTR-NO 14503757⇒	AVX10X763 AVX10X813 AVX10X913
1.7 D		02/89-08/91	17D	42	1699	CT540 CT540K1 CT540WP1 CT871 CT871K2	PS ALT CA, MTR-CODE: 17D, ⇒MTR-NO 14363650 CA, MTR-CODE: 17D, ⇒MTR-NO 14363650 CA, MTR-CODE: 17D, ⇒MTR-NO 14363650 CA, MTR-CODE: 17DR, MTR-NO 14363651⇒ CA, ENGINE: Opel	AVX10X813 AVX10X925
<b>ASTRA Mk III (F)</b>								
1.4 i		04/92-09/98	C14NZ	44	1389	CT874 CT874K1 CT874WP2	ALT, PS, (-AC) ALT, PS, AC ALT, (-PS), (-AC), ⇒08/1994 ALT, (-PS), (-AC), 09/1994⇒ CA CA CA	6PK1460 6PK1800 AVX10X913 AVX10X925
			C14SE	60		CT874 CT874K1 CT874WP2	ALT, PS, (-AC) ALT, PS, AC ALT, (-PS), (-AC), ⇒08/1994 ALT, (-PS), (-AC), 09/1994⇒ CA CA CA, ⇒MTR-NO 14254439	6PK1460 6PK1800 AVX10X913 AVX10X925
1.4 i 16V		02/96-09/98	X14XE	66	1389	CT873 CT873K1 CT873WP4	ALT, (PS), (-AC) ALT, (PS), (AC) ALT, (-PS), (-AC) CA CA CA	6PK1530 6PK1800 6PK894
1.6 i		08/94-07/96	X16SZ	52	1598		ALT, PS ALT, PS, AC	6PK1460 6PK1800




**VAUXHALL**
**ASTRA Mk III (F)**


					<b>CT874</b> <b>CT874K1</b> <b>CT874WP2</b>	ALT CA CA CA	<b>AVX10X925</b>
	03/92-09/98	C16NZ, X16SZR	55			ALT, PS ALT, PS, AC ALT, ⇒CH-NO S2500015, R5999999, R8999999 ALT, CH-NO S2500015⇒, R5999999⇒, R8999999⇒	<b>6PK1460</b> <b>6PK1800</b> <b>AVX10X913</b>  <b>AVX10X925</b>
	05/92-12/94	C16SE	74		<b>CT874</b> <b>CT874K1</b> <b>CT874WP2</b>	ALT, PS, (-AC) ALT, PS, AC ALT, (-PS), (-AC)	<b>6PK1460</b> <b>6PK1800</b> <b>AVX10X913</b>
1.6 i 16V	08/94-09/98	X16XEL	74	1598	<b>CT873</b> <b>CT873K1</b> <b>CT873WP4</b>	ALT, (PS), (-AC) ALT, (PS), (AC) ALT, (-PS), (-AC), ⇒CH-NO S2500015, R5999999, R8999999 ALT, (-PS), (-AC), CH-NO S2500015⇒, R5999999⇒, R8999999⇒	<b>6PK1530</b> <b>6PK1800</b> <b>AVX10X913</b>  <b>AVX10X925</b>
1.7 D	03/92-09/92	17D	42	1700	<b>CT540</b> <b>CT540K1</b> <b>CT540WP1</b>	PS ALT CA, MTR-CODE: 17D, ⇒MTR-NO 14363650 CA, MTR-CODE: 17D, ⇒MTR-NO 14363650 CA, MTR-CODE: 17D, ⇒MTR-NO 14363650	<b>AVX10X813</b> <b>AVX10X925</b>
	07/92-09/98	17DR	44		<b>CT540</b> <b>CT871</b> <b>CT871K2</b>	PS ALT CA, ⇒MTR-NO (14/25)363651 CA, MTR-NO (14/25)363652⇒ CA, ENGINE: Opel	<b>AVX10X813</b> <b>AVX10X925</b>
1.7 TD	08/94-09/98	X17DTL	50	1700	<b>CT871</b> <b>CT871K2</b>	PS ALT CA CA, ENGINE: Opel	<b>AVX10X813</b> <b>AVX10X925</b>
	12/91-09/98	17DT (TC4EE1)	60	1686	<b>CT748</b> <b>CT748K5</b> <b>CT748K6</b>	PS ALT, AC ALT CA CA, ⇒MTR-NO 855 805, ENGINE: Isuzu CA, MTR-NO 855 806⇒, ENGINE: Isuzu	<b>AVX10X950</b> <b>AVX13X915</b> <b>AVX13X925</b>
1.8 i	03/92-09/98	C18NZ	66	1796	<b>CT720</b> <b>CT720WP1</b> <b>CT866</b> <b>CT866K1</b>	ALT, 09/1992⇒, (-AC) ALT, 09/1992⇒, (AC) ALT, ⇒08/1992 CA, ⇒MTR-NO 14142838 CA, ⇒MTR-NO 14142838 CA, MTR-NO 14142839⇒ CA, MTR-NO 14142839⇒	<b>6PK1725</b> <b>6PK1900</b> <b>AVX10X925</b>
1.8 i 16V	06/93-10/94	C18XE	92	1799	<b>CT870</b> <b>CT870K1</b> <b>CT870WP2</b>	ALT, PS, (-AC) ALT, PS, AC ALT, (-PS), (-AC) CA CA CA	<b>6PK1725</b> <b>6PK1900</b> <b>AVX10X925</b>
	01/94-12/96	C18XEL	85	1796	<b>CT870</b> <b>CT870K1</b> <b>CT870WP2</b>	ALT, PS, (-AC) ALT, PS, AC ALT, (-PS), (-AC) CA CA CA	<b>6PK1725</b> <b>6PK1900</b> <b>AVX10X925</b>
2.0 i	03/92-09/98	C20NE	85	1998	<b>CT866</b> <b>CT866K1</b>	ALT, PS ALT, PS, AC ALT CA CA, MTR-NO 14608701⇒	<b>6PK1725</b> <b>6PK1900</b> <b>AVX10X925</b>
2.0 i 16V	02/95-09/98	X20XEV	100	1998	<b>CT870</b>	ALT ALT, AC CA	<b>6PK1725</b> <b>6PK1900</b>





## VAUXHALL

ASTRA Mk III (F)

Model	Year Range	Engine	Power (kW)	Capacity (cm³)	Part Number	Description	Accessories
ASTRA Mk III (F)					CT870K1	CA	
					CT870WP2	CA	
ASTRA Mk III (F) CC 1.4 i	09/91-02/98	C14NZ	44	1389		ALT, PS, ⇒08/1992 ALT, PS, 09/1992⇒ ALT, PS, AC ALT, ⇒CH-NO S2500015, R5999999, R8999999 ALT, CH-NO S2500015⇒, R5999999⇒, R8999999⇒	5PK985 6PK1460 6PK1800 AVX10X913 AVX10X925
					CT874 CT874K1 CT874WP2	CA CA CA, MTR-NO 19311739⇒	
	03/92-02/98	C14SE	60			ALT, PS, ⇒08/1992 ALT, PS, 09/1992⇒ ALT, PS, AC ALT, ⇒CH-NO S2500015, R5999999, R8999999 ALT, CH-NO S2500015⇒, R5999999⇒, R8999999⇒	5PK985 6PK1460 6PK1800 AVX10X913 AVX10X925
					CT874 CT874K1 CT874WP2	CA CA CA, ⇒MTR-NO 14254439	
1.4 i 16V	02/96-02/98	X14XE	66	1389		ALT, (PS), (-AC) ALT, (PS), (AC) ALT, (-PS), (-AC)	6PK1530 6PK1800 6PK894
					CT873 CT873K1 CT873WP4	CA CA CA	
1.4 S	09/91-02/98	14NV	55	1389		ALT, OE-NO 90006259, 90169081 ALT, OE-NO 90183440, 90351803 CA, ⇒MTR-NO 19307805, 02J22349 CA, ⇒MTR-NO 19307805, 02J22349 CA, MTR-NO 19307806⇒, 02J22350⇒ CA, MTR-NO 19307806⇒, 02J22350⇒ CA, MTR-NO 19307806⇒, 02J22350⇒	AVX10X875 AVX10X913
					CT558 CT558WP1 CT874 CT874K1 CT874WP2		
1.6 i	09/91-02/98	C16NZ, E16NZ	55	1598		ALT, PS, ⇒08/1992 ALT, PS, 09/1992⇒ ALT, PS, AC ALT, ⇒CH-NO S2500015, R5999999, R8999999 ALT, CH-NO S2500015⇒, R5999999⇒, R8999999⇒	5PK985 6PK1460 6PK1800 AVX10X913 AVX10X925
					CT874 CT874K1 CT874WP2	CA CA CA, MTR-NO 02122350⇒	
	03/92-02/98	C16SE	74			ALT, PS ALT, PS, AC ALT, ⇒CH-NO S2500015, R5999999, R8999999 ALT, CH-NO S2500015⇒, R5999999⇒, R8999999⇒	6PK1460 6PK1800 AVX10X913 AVX10X925
					CT874 CT874K1 CT874WP2	CA CA CA	
	07/94-02/98	X16SZ	52			ALT, PS ALT, PS, AC ALT, ⇒CH-NO S2500015, R5999999, R8999999 ALT, CH-NO S2500015⇒, R5999999⇒, R8999999⇒	6PK1460 6PK1800 AVX10X913 AVX10X925
					CT874 CT874K1 CT874WP2	CA CA CA	
1.6 i 16V	01/94-02/98	X16XEL	74	1598		ALT, (PS), (-AC) ALT, (PS), (AC) ALT, (-PS), (-AC), ⇒CH-NO S2500015, R5999999, R8999999 ALT, (-PS), (-AC), CH-NO S2500015⇒, R5999999⇒, R8999999⇒	6PK1530 6PK1800 AVX10X913 AVX10X925
					CT873 CT873K1 CT873WP4	CA CA CA	
1.7 D	09/91-12/94	17DR	44	1699		PS, (MANL) PS, (AUTOM) AC ALT CA, ⇒MTR-NO (14/25)363651	AVX10X813 AVX10X825 AVX10X875 AVX10X913
					CT540		




**VAUXHALL**
**VAUXHALL**
**ASTRA Mk III (F) CC**

					<b>CT871</b> <b>CT871K2</b>	CA, MTR-NO (14/25)363652⇒ CA, ENGINE: Opel	
	12/91-02/98	17D	42			PS ALT	<b>AVX10X813</b> <b>AVX10X925</b>
					<b>CT540</b> <b>CT540K1</b> <b>CT540WP1</b> <b>CT871</b>	CA, ⇒12/1992, ⇒MTR-NO 14363651 CA, ENGINE: Opel, ⇒MTR-NO 14363651 CA, ENGINE: Opel, ⇒MTR-NO 14363651 CA, 01/1993⇒, MTR-NO 14363652⇒	
1.7 TD	08/94-02/98	X17DTL	50	1700		ALT PS CA	<b>AVX10X925</b> <b>AVX10X950</b>
					<b>CT871</b> <b>CT871K2</b>	CA, ENGINE: Opel	
	12/91-02/98	17DT (TC4EE1)	60	1686		PS ALT CA	<b>AVX10X950</b> <b>AVX13X925</b>
					<b>CT748</b> <b>CT748K5</b> <b>CT748K6</b>	CA, ⇒MTR-NO 855 805, ENGINE: Isuzu CA, MTR-NO 855 806⇒, ENGINE: Isuzu	
1.8 i	09/91-02/98	C18NZ	66	1796		ALT, PS, 09/1992⇒ ALT, PS, AC PS, ⇒08/1992 ALT, ⇒08/1992 ALT, PS, ⇒08/1992	<b>6PK1725</b> <b>6PK1900</b> <b>AVX10X800</b> <b>AVX10X925</b> <b>AVX10X925</b>
					<b>CT720</b> <b>CT720WP1</b> <b>CT866</b> <b>CT866K1</b>	CA, ⇒MTR-NO (14/25)254438, ⇒12/1992 CA, ⇒MTR-NO 14254438, ⇒12/1992 CA, MTR-NO (14/25)254439⇒, 01/1993⇒ CA, MTR-NO 14142839⇒	
1.8 i 16V	09/94-02/98	C18XE	92	1796		ALT, PS ALT, PS, AC	<b>6PK1725</b> <b>6PK1900</b>
					<b>CT870</b> <b>CT870K1</b> <b>CT870WP2</b>	CA CA CA	
		C18XEL	85			ALT, PS ALT, PS, AC	<b>6PK1725</b> <b>6PK1900</b>
					<b>CT870</b> <b>CT870K1</b> <b>CT870WP2</b>	CA CA CA	
2.0 i	09/91-02/98	C20NE	85	1998		ALT, PS, 09/1992⇒ ALT, PS, AC PS, ⇒08/1992 ALT, ⇒08/1992 ALT, PS, ⇒08/1992	<b>6PK1725</b> <b>6PK1900</b> <b>AVX10X788</b> <b>AVX10X925</b> <b>AVX10X925</b>
					<b>CT720</b> <b>CT720WP1</b> <b>CT866</b> <b>CT866K1</b>	CA, ⇒MTR-NO (14/25)608700, ⇒12/1992 CA, ⇒MTR-NO 14608700, ⇒12/1992 CA, MTR-NO (14/25)608701⇒, 01/1993⇒ CA, MTR-NO 14608701⇒	
2.0 i 16V	01/94-02/98	X20XEV	100	1998		ALT ALT, AC	<b>6PK1725</b> <b>6PK1900</b>
					<b>CT870</b> <b>CT870K1</b> <b>CT870WP2</b>	CA CA CA	
	09/91-02/98	C20XE	110			ALT, 09/1992⇒ ALT, AC PS, ⇒08/1992 ALT, ⇒08/1992	<b>6PK1725</b> <b>6PK1900</b> <b>AVX10X788</b> <b>AVX10X925</b>
					<b>CT724</b> <b>CT724K1</b> <b>CT871</b> <b>CT871K1</b>	CA, ⇒MTR-NO (14/25)142838, ⇒12/1992 CA, ⇒MTR-NO 14142838 CA, MTR-NO (14/25)142839⇒, 01/1993⇒ CA, MTR-NO 14142839⇒	
<b>ASTRA Mk III (F) Convertible</b>							
1.4 i	05/93-03/01	C14SE	60	1389		ALT, PS, (-AC) ALT, PS, AC ALT, (-PS), (-AC), ⇒08/1994 ALT, (-PS), (-AC), 09/1994⇒	<b>6PK1460</b> <b>6PK1800</b> <b>AVX10X913</b> <b>AVX10X925</b>
					<b>CT874</b> <b>CT874K1</b> <b>CT874WP2</b>	CA CA CA, ⇒MTR-NO 14254439	
1.4 i 16V	01/96-03/01	X14XE	66	1389		ALT, (PS), (-AC) ALT, (PS), (AC) ALT, (-PS), (-AC) ALT, (Bosch), FOR ALT: 120A, OE-NO 9195336, CH-NO C 12257453⇒	<b>6PK1530</b> <b>6PK1800</b> <b>6PK894</b> <b>AP9003</b>
					<b>CT873</b> <b>CT873K1</b> <b>CT873WP4</b>	CA CA CA	
1.6 i	03/93-08/96	X16SZ	52	1598		ALT, PS ALT, PS, AC ALT, (-PS), (-AC), ⇒08/1994 ALT, (-PS), (-AC), 09/1994⇒	<b>6PK1460</b> <b>6PK1800</b> <b>AVX10X913</b> <b>AVX10X925</b>





## VAUXHALL

### ASTRA Mk III (F) Convertible

					CT874 CT874K1 CT874WP2	CA CA CA	
	01/96-03/01	X16SZR	55			ALT, PS ALT, PS, AC ALT, (Bosch), FOR ALT: 120A, OE-NO 9195336, CH-NO C 15257664⇒	6PK1460 6PK1800 AP9003
1.8 16V	11/94-03/01	X18XE, C18XEL	85	1799	CT874 CT874K1 CT874WP2	CA CA CA	
						ALT, PS, (-AC) ALT, PS, AC ALT, (-PS), (-AC)	6PK1725 6PK1900 AVX10X925
2.0 i	03/93-10/94	C20NE	85	1998	CT870 CT870K1 CT870WP2	CA CA CA	
						ALT, PS ALT, PS, AC ALT	6PK1725 6PK1900 AVX10X925
					CT866 CT866K1	CA CA, MTR-NO 14608701⇒	

### ASTRA Mk III (F) Estate

1.4 i	09/91-02/98	C14NZ	44	1389		ALT, PS, ⇒08/1992 ALT, PS, 09/1992⇒ ALT, PS, AC ALT, ⇒CH-NO S2500015, R5999999, R8999999 ALT, CH-NO S2500015⇒, R5999999⇒, R8999999⇒	5PK985 6PK1460 6PK1800 AVX10X913 AVX10X925
					CT874 CT874K1 CT874WP2	CA CA CA, MTR-NO 19311739⇒	
	03/91-02/98	C14SE	60			ALT, PS, 09/1992⇒ ALT, PS, AC ALT, ⇒CH-NO S2500015, R5999999, R8999999 ALT, CH-NO S5000001⇒, R8000001⇒	6PK1460 6PK1800 AVX10X913 AVX10X925
					CT874 CT874K1 CT874WP2	CA CA CA, ⇒MTR-NO 14254439	
1.4 i 16V	02/96-01/98	X14XE	66	1389		ALT, (PS), (-AC) ALT, (PS), (AC) ALT, (-PS), (-AC)	6PK1530 6PK1800 6PK894
					CT873 CT873K1 CT873WP4	CA CA CA	
1.4 S	09/91-02/98	14NV	55	1389		ALT, OE-NO 90006259, 90169081 ALT, OE-NO 90183440, 90351803 CA, ⇒MTR-NO 19307805, 02J22349 CA, ⇒MTR-NO 19307805, 02J22349 CA, MTR-NO 19307806⇒, 02J22350⇒ CA, MTR-NO 19307806⇒, 02J22350⇒ CA, MTR-NO 19307806⇒, 02J22350⇒	AVX10X875 AVX10X913
					CT558 CT558WP1 CT874 CT874K1 CT874WP2		
1.6 i	09/91-02/98	C16NZ, E16NZ	55	1598		ALT, PS, ⇒08/1992 ALT, PS, 09/1992⇒ ALT, PS, AC ALT, ⇒CH-NO S2500015, R5999999, R8999999 ALT, CH-NO S2500015⇒, R5999999⇒, R8999999⇒	5PK985 6PK1460 6PK1800 AVX10X913 AVX10X925
					CT874 CT874K1 CT874WP2	CA CA CA, MTR-NO 02122350⇒	
	07/94-02/98	X16SZ	52			ALT, PS ALT, PS, AC ALT, ⇒CH-NO S2500015, R5999999, R8999999 ALT, CH-NO S2500015⇒, R5999999⇒, R8999999⇒	6PK1460 6PK1800 AVX10X913 AVX10X925
					CT874 CT874K1 CT874WP2	CA CA CA	
1.6 i 16V	01/94-02/98	X16XEL	74	1598		ALT, (PS), (-AC) ALT, (PS), (AC) ALT, (-PS), (-AC), ⇒CH-NO S2500015, R5999999, R8999999 ALT, (-PS), (-AC), CH-NO S2500015⇒, R5999999⇒, R8999999⇒	6PK1530 6PK1800 AVX10X913 AVX10X925





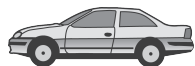
VAUXHALL

**VAUXHALL**

**ASTRA Mk III (F) Estate**

					<b>CT873</b> <b>CT873K1</b> <b>CT873WP4</b>	CA CA CA	
1.6 Si	03/91-12/94	C16SE	74	1598		ALT, PS ALT, PS, AC ALT	<b>6PK1460</b> <b>6PK1800</b> <b>AVX10X913</b>
					<b>CT874</b> <b>CT874K1</b> <b>CT874WP2</b>	CA CA CA	
1.7 D	03/91-12/94	17DR	44	1699		PS, (MANL) PS, (AUTOM) AC ALT	<b>AVX10X813</b> <b>AVX10X825</b> <b>AVX10X875</b> <b>AVX10X913</b>
					<b>CT540</b> <b>CT871</b> <b>CT871K2</b>	CA, ⇒MTR-NO (14/25)363651 CA, MTR-NO (14/25)363652⇒ CA, ENGINE: Opel	
	12/91-02/98	17D	42			PS ALT	<b>AVX10X813</b> <b>AVX10X925</b>
					<b>CT540</b> <b>CT540K1</b> <b>CT540WP1</b> <b>CT871</b>	CA, ⇒12/1992, ⇒MTR-NO 14363651 CA, ENGINE: Opel, ⇒MTR-NO 14363651 CA, ENGINE: Opel, ⇒MTR-NO 14363651 CA, 01/1993⇒, MTR-NO 14363652⇒	
1.7 TD	01/94-02/98	X17DTL	50	1700		PS ALT CA	<b>AVX10X813</b> <b>AVX10X925</b>
					<b>CT871</b> <b>CT871K2</b>	CA CA, ENGINE: Opel	
	12/91-02/98	17DT (TC4EE1)	60	1686		PS ALT	<b>AVX10X950</b> <b>AVX13X925</b>
					<b>CT748</b> <b>CT748K5</b> <b>CT748K6</b>	CA CA, ⇒MTR-NO 855 805, ENGINE: Isuzu CA, MTR-NO 855 806⇒, ENGINE: Isuzu	
1.8 i	09/91-02/98	C18NZ	66	1796		ALT, PS, 09/1992⇒ ALT, PS, AC PS, ⇒08/1992 ALT, ⇒08/1992 ALT, PS, ⇒08/1992	<b>6PK1725</b> <b>6PK1900</b> <b>AVX10X800</b> <b>AVX10X925</b> <b>AVX10X925</b>
					<b>CT720</b> <b>CT720WP1</b> <b>CT866</b> <b>CT866K1</b>	CA, ⇒MTR-NO (14/25)254438, ⇒12/1992 CA, ⇒MTR-NO 14254438, ⇒12/1992 CA, MTR-NO (14/25)254439⇒, 01/1993⇒ CA, MTR-NO 14142839⇒	
1.8 i 16V	09/94-02/98	C18XE	92	1796		ALT, PS ALT, PS, AC	<b>6PK1725</b> <b>6PK1900</b>
					<b>CT870</b> <b>CT870K1</b> <b>CT870WP2</b>	CA CA CA	
		X18XE, C18XEL	85			ALT, PS ALT, PS, AC	<b>6PK1725</b> <b>6PK1900</b>
					<b>CT870</b> <b>CT870K1</b> <b>CT870WP2</b>	CA CA CA	
2.0 i	09/91-02/98	C20NE	85	1998		ALT, PS, 09/1992⇒ ALT, PS, AC PS, ⇒08/1992 ALT, ⇒08/1992 ALT, PS, ⇒08/1992	<b>6PK1725</b> <b>6PK1900</b> <b>AVX10X788</b> <b>AVX10X925</b> <b>AVX10X925</b>
					<b>CT720</b> <b>CT720WP1</b> <b>CT866</b> <b>CT866K1</b>	CA, ⇒MTR-NO (14/25)608700, ⇒12/1992 CA, ⇒MTR-NO 14608700, ⇒12/1992 CA, MTR-NO (14/25)608701⇒, 01/1993⇒ CA, MTR-NO 14608701⇒	
2.0 i 16V	01/94-02/98	X20XEV	100	1998		ALT ALT, AC	<b>6PK1725</b> <b>6PK1900</b>
					<b>CT870</b> <b>CT870K1</b> <b>CT870WP2</b>	CA CA CA	
<b>ASTRA Mk IV (G) CC</b>							
1.2 16V	02/98-09/00	X12XE	48	1199		ALT	<b>5PK1230</b>
						ALT, AC	<b>5PK1360</b>
	09/00-05/05	Z12XE	55			ALT	<b>5PK1230</b>
						ALT, AC	<b>5PK1360</b>
1.4 16V	02/98-05/05	X14XE, Z14XE	66	1389		ALT, (AC) ALT, (-AC)	<b>5PK1212</b> <b>5PK940</b>
					<b>CT975</b> <b>CT975K2</b> <b>CT975K3</b> <b>CT975WP1</b> <b>CT975WP3</b> <b>CT975WP6</b>	CA CA, ⇒MTR-NO 02HL5117, 20041690 CA, MTR-NO 02HL5118⇒, 20041691⇒ CA, MTR-NO 02MV7225⇒, 20U75999⇒ CA, MTR-NO 02HL5118⇒, 20041691⇒, ⇒MTR-NO 02MV7224, 20U75998 CA, ⇒MTR-NO 02HL5117, 20041690	





## VAUXHALL

ASTRA Mk IV (G) CC  
 ↔ 1.6

	02/98-09/00	X16SZR	55	1598		ALT, AC ALT ALT, (Bosch), FOR ALT: 120A, OE-NO 9195336, CH-NO C 15257664⇒ CA CA CA	5PK1212 5PK940 AP9003
	09/00-05/05	Z16SE	62			ALT, AC ALT ALT, (Bosch), FOR ALT: 120A, OE-NO 9195336 CA CA CA, MTR-NO 02MZ5254⇒, 20U75999⇒ CA, ⇒MTR-NO 02MZ5253, 20U75998	5PK1212 5PK940 AP9003
1.6 16V	02/98-05/05	X16XEL, Z16XE	74	1598		ALT, (AC) ALT, (-AC) ALT, (Bosch), FOR ALT: 120A, OE-NO 9195336, MTR-CODE: X 16 XEL, CH-NO C 4G000001⇒ ALT, (Bosch), FOR ALT: 120A, OE-NO 9195336, MTR-CODE: Z 16 XE CA CA, ⇒MTR-NO 02HL5117, 20041690 CA, MTR-NO 02HL5118⇒, 20041691⇒ CA, MTR-NO 02MV7225⇒, 20U75999⇒ CA, MTR-NO 02HL5118⇒, 20041691⇒, ⇒MTR-NO 02MV7224, 20U75998 CA, ⇒MTR-NO 02HL5117, 20041690	5PK1212 5PK940 AP9003  AP9003
1.6 Dualfuel	09/02-05/05	Z16XE	63	1598		ALT, (AC) ALT, (-AC) ALT, (Bosch), FOR ALT: 120A, OE-NO 9195336 CA CA, ⇒MTR-NO 02HL5117, 20041690 CA, MTR-NO 02HL5118⇒, 20041691⇒ CA, MTR-NO 02MV7225⇒, 20U75999⇒ CA, MTR-NO 02HL5118⇒, 20041691⇒, ⇒MTR-NO 02MV7224, 20U75998 CA, ⇒MTR-NO 02HL5117, 20041690	5PK1212 5PK940 AP9003
1.7 CDTI 16V	04/03-05/05	Z17DTL	59	1686		ALT, (-AC) ALT, (-AC), MTR-NO 0614509⇒ ALT, AC ALT, AC, MTR-NO 0614509⇒ ONLY WITH VD1068 ALT, (Delco Remy), FOR ALT: 100A, OE-NO 97369507, 97369508, FOR ALT: 110A, OE-NO 93175799, 93175944, 97189113, 97363833, 98056440 ALT, (Hitachi), FOR ALT: 100A, OE-NO 97355198, FOR ALT: 110A, OE-NO 97363832, 98056439 MTR-NO 0614509⇒ CA CA	6PK1275 6PK1275D1 6PK1623 6PK1623D1 MS31 AP9044  AP9044  VD1068
1.7 DTI 16V	02/00-05/05	Y17DT	55	1686		ALT, (-AC) ALT, (AC) CA CA, MTR-NO 328705⇒ CA, ⇒MTR-NO 328704	6PK1250 6PK1590
1.7 TD	02/98-08/00	X17DTL	50	1700		AC ALT CA CA, ENGINE: Opel	4PK885 AVX10X925
1.8 16V	02/98-09/00	X18XE1	85	1796		ALT, (AC) ALT, (-AC) ALT, (Bosch), FOR ALT: 120A, OE-NO 9195336 CA CA, ⇒MTR-NO 02HL5117, 20041690 CA, MTR-NO 02HL5118⇒, 20041691⇒ CA, MTR-NO 02HL5118⇒, 20041691⇒ CA, ⇒MTR-NO 02HL5117, 20041690	5PK1212 5PK940 AP9003
	09/00-05/05	Z18XE	92			ALT, (AC) ALT, (-AC) ALT, (Bosch), FOR ALT: 120A, OE-NO 9195336 CA	5PK1212 5PK940 AP9003




**VAUXHALL**
**VAUXHALL**
**ASTRA Mk IV (G) CC**

					<b>CT975K2</b> <b>CT975K3</b> <b>CT975WP2</b> <b>CT975WP5</b>	CA, ⇒MTR-NO 02HL5117, 20041690 CA, MTR-NO 02HL5118⇒, 20041691⇒ CA, MTR-NO 02HL5118⇒, 20041691⇒ CA, ⇒MTR-NO 02HL5117, 20041690	
1.8 16V Dualfuel	09/02-05/05	Z18XE	87	1796	<b>CT975</b> <b>CT975K2</b> <b>CT975K3</b> <b>CT975WP2</b> <b>CT975WP5</b>	ALT, (AC) ALT, (-AC) CA CA, ⇒MTR-NO 02HL5117, 20041690 CA, MTR-NO 02HL5118⇒, 20041691⇒ CA, MTR-NO 02HL5118⇒, 20041691⇒ CA, ⇒MTR-NO 02HL5117, 20041690	<b>5PK1212</b> <b>5PK940</b>
2.0	10/99-08/00	X20XER	118	1998		ALT, (Bosch), FOR ALT: 120A, OE-NO 9195336	<b>AP9003</b>
2.0 16V	02/98-05/05	X20XEV	100	1998		ALT, AC ALT ALT, (Bosch), FOR ALT: 120A, OE-NO 9195336 CA CA	<b>5PK1680</b> <b>5PK940</b> <b>AP9003</b>
2.0 DI	02/98-05/05	X20DTL, Y20DTL	60	1995	<b>CT1023</b> <b>CT1023K1</b>	ALT, PS ALT, AC ONLY WITH VD1031	<b>6PK1800</b> <b>6PK1873</b> <b>MS03</b> <b>VD1031</b>
2.0 DTI 16V	08/99-05/05	X20DTH, Y20DTH	74	1995		ONLY WITH VD1031	<b>MS03</b> <b>VD1031</b>
2.0 SRI Turbo	07/02-05/05	Z20LET	141	1998		ALT, AC CA CA, ⇒12/2003	<b>5PK1680</b>
2.2 16V	03/01-05/05	Z22SE	108	2198	<b>CT1023</b> <b>CT1023K2</b>	ALT, (AC) ALT, (-AC)	<b>5PK1030</b> <b>5PK880</b>

**ASTRA Mk IV (G) Convertible**

1.6 16V	03/01-10/05	Z16XE	74	1598	<b>CT975</b> <b>CT975K2</b> <b>CT975K3</b> <b>CT975WP1</b> <b>CT975WP3</b> <b>CT975WP6</b>	ALT, (AC) ALT, (-AC) ALT, (Bosch), FOR ALT: 120A, OE-NO 9195336 CA CA, ⇒MTR-NO 02HL5117, 20041690 CA, MTR-NO 02HL5118⇒, 20041691⇒ CA, MTR-NO 02MV7225⇒, 20U75999⇒ CA, MTR-NO 02HL5118⇒, 20041691⇒, ⇒MTR-NO 02MV7224, 20U75998 CA, ⇒MTR-NO 02HL5117, 20041690	<b>5PK1212</b> <b>5PK940</b> <b>AP9003</b>
1.8 16V	03/01-10/05	Z18XE	92	1796	<b>CT975</b> <b>CT975K2</b> <b>CT975K3</b> <b>CT975WP2</b> <b>CT975WP5</b>	ALT, (AC) ALT, (-AC) ALT, (Bosch), FOR ALT: 120A, OE-NO 9195336 CA CA, ⇒MTR-NO 02HL5117, 20041690 CA, MTR-NO 02HL5118⇒, 20041691⇒ CA, MTR-NO 02HL5118⇒, 20041691⇒ CA, ⇒MTR-NO 02HL5117, 20041690	<b>5PK1212</b> <b>5PK940</b> <b>AP9003</b>
2.0	09/02-07/06	Z20LET	147	1998	<b>CT1023</b> <b>CT1023K2</b>	ALT, AC CA CA, ⇒12/2003	<b>5PK1680</b>
2.0 Turbo	03/02-10/05	Z20LET	141	1998	<b>CT1023</b> <b>CT1023K2</b>	ALT, AC CA CA, ⇒12/2003	<b>5PK1680</b>
2.2 16V	03/01-10/05	Z22SE	108	2198		ALT, AC	<b>5PK1025</b>

**ASTRA Mk IV (G) Coupe (F67)**

1.8 16V	03/00-08/05	X18XE1, Z18XEL	85	1796	<b>CT975</b> <b>CT975K2</b> <b>CT975K3</b> <b>CT975WP2</b> <b>CT975WP5</b>	ALT, (AC) ALT, (-AC) ALT, (Bosch), FOR ALT: 120A, OE-NO 9195336 CA CA, ⇒MTR-NO 02HL5117, 20041690 CA, MTR-NO 02HL5118⇒, 20041691⇒ CA, MTR-NO 02HL5118⇒, 20041691⇒ CA, ⇒MTR-NO 02HL5117, 20041690	<b>5PK1212</b> <b>5PK940</b> <b>AP9003</b>
	09/00-08/05	Z18XE	92		<b>CT975</b> <b>CT975K2</b> <b>CT975K3</b> <b>CT975WP2</b> <b>CT975WP5</b>	ALT, (AC) ALT, (-AC) ALT, (Bosch), FOR ALT: 120A, OE-NO 9195336 CA CA, ⇒MTR-NO 02HL5117, 20041690 CA, MTR-NO 02HL5118⇒, 20041691⇒ CA, MTR-NO 02HL5118⇒, 20041691⇒ CA, ⇒MTR-NO 02HL5117, 20041690	<b>5PK1212</b> <b>5PK940</b> <b>AP9003</b>
1.8 16V Dualfuel	09/02-08/05	Z18XE	87	1796		ALT, (Bosch), FOR ALT: 120A, OE-NO	<b>AP9003</b>





<b>VAUXHALL</b>							
<b>ASTRA Mk IV (G) Coupe (F67)</b>							
↩						9195336	
2.0	08/02-05/05	Z20LET	147	1998	<b>CT1023</b> <b>CT1023K2</b>	ALT, AC CA CA, ⇨12/2003	<b>5PK1680</b>
2.0 16V Turbo	09/00-08/05	Z20LET	140	1998	<b>CT1023</b> <b>CT1023K2</b>	ALT, AC CA CA, ⇨12/2003	<b>5PK1680</b>
2.2 16V	03/00-08/05	Z22SE	108	2198		ALT, (AC) ALT, (-AC)	<b>5PK1030</b> <b>5PK880</b>
<b>ASTRA Mk IV (G) Estate</b>							
1.2 16V	02/98-09/00	X12XE	48	1199		ALT ALT, AC	<b>5PK1230</b> <b>5PK1360</b>
	09/00-05/05	Z12XE	55			ALT ALT, AC	<b>5PK1230</b> <b>5PK1360</b>
1.4 16V	02/98-05/05	X14XE, Z14XE	66	1389	<b>CT975</b> <b>CT975K2</b> <b>CT975K3</b> <b>CT975WP1</b> <b>CT975WP3</b>  <b>CT975WP6</b>	ALT, (AC) ALT, (-AC) ALT, (Bosch), FOR ALT: 120A, OE-NO 9195336, CH-NO C 12257453⇨ CA CA, ⇨MTR-NO 02HL5117, 20041690 CA, MTR-NO 02HL5118⇨, 20041691⇨ CA, MTR-NO 02MV7225⇨, 20U75999⇨ CA, MTR-NO 02HL5118⇨, 20041691⇨, ⇨MTR-NO 02MV7224, 20U75998 CA, ⇨MTR-NO 02HL5117, 20041690	<b>5PK1212</b> <b>5PK940</b> <b>AP9003</b>
1.6	03/98-04/04	X16SZR	55	1598	<b>CT874</b> <b>CT874K1</b> <b>CT874WP2</b>	ALT, AC ALT ALT, (Bosch), FOR ALT: 120A, OE-NO 9195336, CH-NO C 15257664⇨ CA CA CA	<b>5PK1212</b> <b>5PK940</b> <b>AP9003</b>
		Z16SE	62		<b>CT874</b> <b>CT874K1</b> <b>CT874WP1</b> <b>CT874WP2</b>	ALT, AC ALT ALT, (Bosch), FOR ALT: 120A, OE-NO 9195336 CA CA CA, MTR-NO 02MZ5254⇨, 20U75999⇨ CA, ⇨MTR-NO 02MZ5253, 20U75998	<b>5PK1212</b> <b>5PK940</b> <b>AP9003</b>
1.6 16V	03/98-04/04	X16XEL, Z16XE	74	1598	<b>CT975</b> <b>CT975K2</b> <b>CT975K3</b> <b>CT975WP1</b> <b>CT975WP3</b>  <b>CT975WP6</b>	ALT, (AC) ALT, (-AC) ALT, (Bosch), FOR ALT: 120A, OE-NO 9195336, MTR-CODE: X 16 XEL, CH-NO C 4G000001⇨ ALT, (Bosch), FOR ALT: 120A, OE-NO 9195336, MTR-CODE: Z 16 XE CA CA, ⇨MTR-NO 02HL5117, 20041690 CA, MTR-NO 02HL5118⇨, 20041691⇨ CA, MTR-NO 02MV7225⇨, 20U75999⇨ CA, MTR-NO 02HL5118⇨, 20041691⇨, ⇨MTR-NO 02MV7224, 20U75998 CA, ⇨MTR-NO 02HL5117, 20041690	<b>5PK1212</b> <b>5PK940</b> <b>AP9003</b>  <b>AP9003</b>
1.6 Dualfuel	03/98-04/04	Z16XE	63	1598	<b>CT975</b> <b>CT975K2</b> <b>CT975K3</b> <b>CT975WP1</b> <b>CT975WP3</b>  <b>CT975WP6</b>	ALT, (AC) ALT, (-AC) ALT, (Bosch), FOR ALT: 120A, OE-NO 9195336 CA CA, ⇨MTR-NO 02HL5117, 20041690 CA, MTR-NO 02HL5118⇨, 20041691⇨ CA, MTR-NO 02MV7225⇨, 20U75999⇨ CA, MTR-NO 02HL5118⇨, 20041691⇨, ⇨MTR-NO 02MV7224, 20U75998 CA, ⇨MTR-NO 02HL5117, 20041690	<b>5PK1212</b> <b>5PK940</b> <b>AP9003</b>
1.7 CDTI 16V	04/03-05/05	Z17DTL	59	1686		ALT, (-AC) ALT, (-AC), MTR-NO 0614509⇨ ALT, AC ALT, AC, MTR-NO 0614509⇨ ONLY WITH VD1068 ALT, (Delco Remy), FOR ALT: 100A, OE- NO 97369507, 97369508, FOR ALT: 110A, OE-NO 93175799, 93175944, 97189113, 97363833, 98056440 ALT, (Hitachi), FOR ALT: 100A, OE-NO 97355198, FOR ALT: 110A, OE-NO 97363832, 98056439 MTR-NO 0614509⇨	<b>6PK1275</b> <b>6PK1275D1</b> <b>6PK1623</b> <b>6PK1623D1</b> <b>MS31</b> <b>AP9044</b>      <b>AP9044</b>  <b>VD1068</b>

**VAUXHALL**



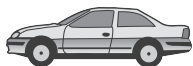
**VAUXHALL**
**VAUXHALL**
**ASTRA Mk IV (G) Estate**

					<b>CT1078</b> <b>CT1078K1</b>	CA CA	
1.7 DTI 16V	02/00-05/05	Y17DT	55	1686		ALT, (-AC) ALT, (AC)	<b>6PK1250</b> <b>6PK1590</b>
					<b>CT1014</b> <b>CT1014K2</b> <b>CT1014K3</b>	CA CA, MTR-NO 328705⇒ CA, ⇒MTR-NO 328704	
1.7 TD	02/98-08/00	X17DTL	50	1700		AC ALT	<b>4PK885</b> <b>AVX10X925</b>
					<b>CT871</b> <b>CT871K2</b>	CA CA, ENGINE: Opel	
1.8 16V	02/98-08/00	X18XE1	85	1796		ALT, (AC) ALT, (-AC) ALT, (Bosch), FOR ALT: 120A, OE-NO 9195336	<b>5PK1212</b> <b>5PK940</b> <b>AP9003</b>
					<b>CT975</b> <b>CT975K2</b> <b>CT975K3</b> <b>CT975WP2</b> <b>CT975WP5</b>	CA CA, ⇒MTR-NO 02HL5117, 20041690 CA, MTR-NO 02HL5118⇒, 20041691⇒ CA, MTR-NO 02HL5118⇒, 20041691⇒ CA, ⇒MTR-NO 02HL5117, 20041690	
	09/00-05/05	Z18XE	92			ALT, (AC) ALT, (-AC) ALT, (Bosch), FOR ALT: 120A, OE-NO 9195336	<b>5PK1212</b> <b>5PK940</b> <b>AP9003</b>
					<b>CT975</b> <b>CT975K2</b> <b>CT975K3</b> <b>CT975WP2</b> <b>CT975WP5</b>	CA CA, ⇒MTR-NO 02HL5117, 20041690 CA, MTR-NO 02HL5118⇒, 20041691⇒ CA, MTR-NO 02HL5118⇒, 20041691⇒ CA, ⇒MTR-NO 02HL5117, 20041690	
1.8 16V Dualfuel	09/02-05/05	Z18XE	87	1796		ALT, (AC) ALT, (-AC)	<b>5PK1212</b> <b>5PK940</b>
					<b>CT975</b> <b>CT975K2</b> <b>CT975K3</b> <b>CT975WP2</b> <b>CT975WP5</b>	CA CA, ⇒MTR-NO 02HL5117, 20041690 CA, MTR-NO 02HL5118⇒, 20041691⇒ CA, MTR-NO 02HL5118⇒, 20041691⇒ CA, ⇒MTR-NO 02HL5117, 20041690	
2.0 16V	02/98-05/05	X20XEV	100	1998		ALT, AC ALT ALT, (Bosch), FOR ALT: 120A, OE-NO 9195336	<b>5PK1680</b> <b>5PK940</b> <b>AP9003</b>
					<b>CT1023</b> <b>CT1023K1</b>	CA CA	
2.0 DI	03/98-04/04	X20DTL, Y20DTL	60	1995		ALT ALT, AC ONLY WITH VD1031	<b>6PK1800</b> <b>6PK1873</b> <b>MS03</b> <b>VD1031</b>
2.0 DTI 16V	03/98-04/04	X20DTH, Y20DTH	74	1995		ONLY WITH VD1031	<b>MS03</b> <b>VD1031</b>
2.2 16V	03/01-05/05	Z22SE	108	2198		ALT, (AC) ALT, (-AC)	<b>5PK1030</b> <b>5PK880</b>

**ASTRA Mk IV (G) Sedan**

1.2 16V	09/98-09/00	X12XE	48	1199		ALT ALT, AC	<b>5PK1230</b> <b>5PK1360</b>
	09/00-05/05	Z12XE	55			ALT ALT, AC	<b>5PK1230</b> <b>5PK1360</b>
1.4 16V	09/98-05/05	X14XE, Z14XE	66	1389		ALT, (AC) ALT, (-AC) ALT, (Bosch), FOR ALT: 120A, OE-NO 9195336, CH-NO C 12257453⇒	<b>5PK1212</b> <b>5PK940</b> <b>AP9003</b>
					<b>CT975</b> <b>CT975K2</b> <b>CT975K3</b> <b>CT975WP1</b> <b>CT975WP3</b> <b>CT975WP6</b>	CA CA, ⇒MTR-NO 02HL5117, 20041690 CA, MTR-NO 02HL5118⇒, 20041691⇒ CA, MTR-NO 02MV7225⇒, 20U75999⇒ CA, MTR-NO 02HL5118⇒, 20041691⇒, ⇒MTR-NO 02MV7224, 20U75998 CA, ⇒MTR-NO 02HL5117, 20041690	
1.6	09/98-09/00	X16SZR	55	1598		ALT, AC ALT CA CA CA	<b>5PK1212</b> <b>5PK940</b>
	09/00-05/05	Z16SE	62			ALT, AC ALT ALT, (Bosch), FOR ALT: 120A, OE-NO 9195336	<b>5PK1212</b> <b>5PK940</b> <b>AP9003</b>
					<b>CT874</b> <b>CT874K1</b> <b>CT874WP2</b>	CA CA CA	
					<b>CT874</b> <b>CT874K1</b> <b>CT874WP1</b>	CA CA CA, MTR-NO 02MZ5254⇒, 20U75999⇒	





## VAUXHALL

### ASTRA Mk IV (G) Sedan

↔					<b>CT874WP2</b>	CA, ⇒MTR-NO 02MZ5253, 20U75998	
1.6 16V	09/98-05/05	X16XEL, Z16XE, Z16XEP, C16SEL	74	1598	<b>CT975</b> <b>CT975K2</b> <b>CT975K3</b> <b>CT975WP1</b> <b>CT975WP3</b> <b>CT975WP6</b>	ALT, (AC) ALT, (-AC) ALT, (Bosch), FOR ALT: 120A, OE-NO 9195336, MTR-CODE: X 16 XEL, CH-NO C 4G000001⇒ ALT, (Bosch), FOR ALT: 120A, OE-NO 9195336, MTR-CODE: Z 16 XE CA CA, ⇒MTR-NO 02HL5117, 20041690 CA, MTR-NO 02HL5118⇒, 20041691⇒ CA, MTR-NO 02MV7225⇒, 20U75999⇒ CA, MTR-NO 02HL5118⇒, 20041691⇒, ⇒MTR-NO 02MV7224, 20U75998 CA, ⇒MTR-NO 02HL5117, 20041690	<b>5PK1212</b> <b>5PK940</b> <b>AP9003</b>  <b>AP9003</b>
1.6 Dualfuel	09/02-05/05	Z16XE	63	1598	<b>CT975</b> <b>CT975K2</b> <b>CT975K3</b> <b>CT975WP1</b> <b>CT975WP3</b> <b>CT975WP6</b>	ALT, (AC) ALT, (-AC) ALT, (Bosch), FOR ALT: 120A, OE-NO 9195336 CA CA, ⇒MTR-NO 02HL5117, 20041690 CA, MTR-NO 02HL5118⇒, 20041691⇒ CA, MTR-NO 02MV7225⇒, 20U75999⇒ CA, MTR-NO 02HL5118⇒, 20041691⇒, ⇒MTR-NO 02MV7224, 20U75998 CA, ⇒MTR-NO 02HL5117, 20041690	<b>5PK1212</b> <b>5PK940</b> <b>AP9003</b>
1.7 CDTI 16V	04/03-05/05	Z17DTL	59	1686	<b>CT1078</b> <b>CT1078K1</b>	ALT, (-AC) ALT, (-AC), MTR-NO 0614509⇒ ALT, AC ALT, AC, MTR-NO 0614509⇒ ONLY WITH VD1068 ALT, (Delco Remy), FOR ALT: 100A, OE-NO 97369507, 97369508, FOR ALT: 110A, OE-NO 93175799, 93175944, 97189113, 97363833, 98056440 ALT, (Hitachi), FOR ALT: 100A, OE-NO 97355198, FOR ALT: 110A, OE-NO 97363832, 98056439 MTR-NO 0614509⇒	<b>6PK1275</b> <b>6PK1275D1</b> <b>6PK1623</b> <b>6PK1623D1</b> <b>MS31</b> <b>AP9044</b>  <b>AP9044</b>  <b>VD1068</b>
1.7 DTI 16V	02/00-05/05	Y17DT	55	1686	<b>CT1014</b> <b>CT1014K2</b> <b>CT1014K3</b>	ALT, (-AC) ALT, (AC) CA CA, MTR-NO 328705⇒ CA, ⇒MTR-NO 328704	<b>6PK1250</b> <b>6PK1590</b>
1.7 TD	09/98-08/00	X17DTL	50	1700	<b>CT871</b> <b>CT871K2</b>	AC ALT CA CA, ENGINE: Opel	<b>4PK885</b> <b>AVX10X925</b>
1.8 16V	02/98-07/04	X18XE1	85	1796	<b>CT975</b> <b>CT975K2</b> <b>CT975K3</b> <b>CT975WP2</b> <b>CT975WP5</b>	ALT, (AC) ALT, (-AC) ALT, (Bosch), FOR ALT: 120A, OE-NO 9195336 CA CA, ⇒MTR-NO 02HL5117, 20041690 CA, MTR-NO 02HL5118⇒, 20041691⇒ CA, MTR-NO 02HL5118⇒, 20041691⇒ CA, ⇒MTR-NO 02HL5117, 20041690	<b>5PK1212</b> <b>5PK940</b> <b>AP9003</b>
		Z18XE	92		<b>CT975</b> <b>CT975K2</b> <b>CT975K3</b> <b>CT975WP2</b> <b>CT975WP5</b>	ALT, (AC) ALT, (-AC) CA CA, ⇒MTR-NO 02HL5117, 20041690 CA, MTR-NO 02HL5118⇒, 20041691⇒ CA, MTR-NO 02HL5118⇒, 20041691⇒ CA, ⇒MTR-NO 02HL5117, 20041690	<b>5PK1212</b> <b>5PK940</b>
1.8 16V Dualfuel	02/98-07/04	Z18XE	87	1796	<b>CT975</b> <b>CT975K2</b> <b>CT975K3</b> <b>CT975WP2</b> <b>CT975WP5</b>	ALT, (AC) ALT, (-AC) ALT, (Bosch), FOR ALT: 120A, OE-NO 9195336 CA CA, ⇒MTR-NO 02HL5117, 20041690 CA, MTR-NO 02HL5118⇒, 20041691⇒ CA, MTR-NO 02HL5118⇒, 20041691⇒ CA, ⇒MTR-NO 02HL5117, 20041690	<b>5PK1212</b> <b>5PK940</b> <b>AP9003</b>
2.0 16V	09/98-05/05	X20XEV	100	1998	<b>CT975</b> <b>CT975K2</b> <b>CT975K3</b> <b>CT975WP2</b> <b>CT975WP5</b>	ALT, AC ALT ALT, (Bosch), FOR ALT: 120A, OE-NO	<b>5PK1680</b> <b>5PK940</b> <b>AP9003</b>



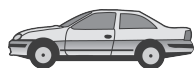

**VAUXHALL**
**VAUXHALL**
**ASTRA Mk IV (G) Sedan**

					<b>CT1023</b> <b>CT1023K1</b>	9195336 CA CA	
2.0 DI	02/98-07/04	X20DTL, Y20DTL	60	1995		ALT ALT, AC ONLY WITH VD1031	<b>6PK1800</b> <b>6PK1873</b> <b>MS03</b> <b>VD1031</b>
2.0 DTI 16V	02/98-07/04	X20DTH, Y20DTH	74	1995		ONLY WITH VD1031	<b>MS03</b> <b>VD1031</b>
2.2 16V	03/01-05/05	Z22SE	108	2198		ALT, (AC) ALT, (-AC)	<b>5PK1030</b> <b>5PK880</b>

**ASTRA Mk V (H) CC**

1.3 CDTI	01/04-05/09	Z13DTH	66	1248		ALT, (-AC) ALT, (AC) ALT, (Valeo), FOR ALT: 70A, OE-NO 13117278, 13283343, FOR ALT: 100A, OE- NO 13117279, 13283344	<b>6PK1180</b> <b>6PK1310</b> <b>AP9035</b>
1.4	01/04-05/09	Z14XEP	66	1364		ALT, (-AC) ALT, AC	<b>5PK1230</b> <b>5PK1355</b>
1.6	01/04-05/09	Z16XEP	77	1598		ALT, (-AC) ALT, (AC)	<b>5PK1450</b> <b>5PK1546</b> <b>VD1106</b>
					<b>CT1077</b> <b>CT1077K1</b> <b>CT1077WP1</b>	CA CA CA	
1.7 CDTI	01/04-05/09	Z16XER	85			ALT, (-AC) ALT, (AC)	<b>5PK1450</b> <b>5PK1546</b>
					<b>CT1077</b> <b>CT1077K1</b> <b>CT1077WP1</b>	CA CA CA	
1.7 CDTi	02/07-09/09	A17DTR, Z17DTR	92	1686		ALT, (Delco Remy), FOR ALT: 100A, OE- NO 98031154, FOR ALT: 140A, OE-NO 98031155	<b>AP9044</b>
	01/04-05/09	Z17DTL	59			ALT, (-AC) ALT, (-AC) ALT, AC ALT, AC ONLY WITH VD1068 ALT, (Delco Remy), FOR ALT: 100A, OE- NO 97369507, 97369508, FOR ALT: 110A, OE-NO 93175799, 93175944, 97189113, 97363833, 98056440 ALT, (Hitachi), FOR ALT: 100A, OE-NO 97355198, FOR ALT: 110A, OE-NO 97363832, 98056439	<b>6PK1275</b> <b>6PK1275D1</b> <b>6PK1623</b> <b>6PK1623D1</b> <b>MS31</b> <b>AP9044</b>  <b>AP9044</b>  <b>VD1068</b>
		Z17DTH	74			<b>CT1078</b> <b>CT1078K1</b>	CA CA
01/04-05/09	Z17DTJ, A17DTJ	81	1686			ALT, (Delco Remy), FOR ALT: 100A, OE- NO 98031154, FOR ALT: 140A, OE-NO 98031155	<b>AP9044</b>
1.8	01/04-05/09	Z18XE	92	1796		ALT, (AC) ALT, (-AC) CA, MTR-CODE: Z18XE CA, MTR-CODE: Z18XE CA, MTR-CODE: Z18XE	<b>5PK1212</b> <b>5PK940</b>
		Z18XER, A18XER	103			<b>CT975</b> <b>CT975K3</b> <b>CT975WP2</b>	CA, MTR-CODE: Z18XE CA, MTR-CODE: Z18XE CA, MTR-CODE: Z18XE
1.9 CDTI	01/04-05/09	Z19DTH	110	1910		ALT, (AC) ALT, (-AC)	<b>5PK1355</b> <b>5PK1450</b>
						<b>CT1077</b> <b>CT1077K1</b> <b>CT1077WP1</b>	CA CA CA
						ALT, (-AC) ALT, (-AC), CH-NO 72156709⇒,	<b>6PK1050</b> <b>6PK1050D1</b>





## VAUXHALL

### ASTRA Mk V (H) CC

					75189053⇒, 78104401⇒ ALT, (AC), OE-NO 93 185 361 ALT, (AC), CH-NO 72156709⇒, 75189053⇒, 78104401⇒, OE-NO 93 185 361 ALT, (AC), OE-NO 55 561 329 ONLY WITH VD1067 ALT, (Denso), FOR ALT: 100A, OE-NO 93180098, FOR ALT: 120A, OE-NO 93180102, FOR ALT: 130A, OE-NO 93180104 ALT, (Bosch), OE-NO 93191921, FOR ALT: 120A, OE-NO 93191922, FOR ALT: 140A ⇒CH-NO 72156708, 75189052, 78104400 CH-NO 72156709⇒, 75189053⇒, 78104401⇒, 8B000001⇒ CA, MTR-CODE: Z19DTH CA, MTR-CODE: Z19DTH CA, MTR-CODE: Z19DTH	6PK1370 6PK1370D1  6PK1380 MS30 AP9017  AP9028  VD1065 VD1067
		Z19DT	88		ALT, (-AC) ALT, (AC), OE-NO 93 185 361 ALT, (AC), OE-NO 55 561 329 ALT, (Denso), FOR ALT: 100A, OE-NO 93180098, FOR ALT: 120A, OE-NO 93180102, FOR ALT: 130A, OE-NO 93180104 ALT, (Bosch), OE-NO 93191921, FOR ALT: 120A, OE-NO 93191922, FOR ALT: 140A ⇒CH-NO 5545149 CA, MTR-CODE: Z19DT CA, MTR-CODE: Z19DT CA, MTR-CODE: Z19DT	6PK1050 6PK1370 6PK1380 AP9017  AP9028  VD1065
1.9 CDTI 16V	01/04-05/09	Z19DTJ	88	1910	ALT, (-AC) ALT, (AC), OE-NO 93 185 361 ALT, (AC), OE-NO 55 561 329 ALT, (Denso), FOR ALT: 100A, OE-NO 93180098, FOR ALT: 120A, OE-NO 93180102, FOR ALT: 130A, OE-NO 93180104 ALT, (Bosch), OE-NO 93191921, FOR ALT: 120A, OE-NO 93191922, FOR ALT: 140A ⇒CH-NO 72156708, 75189052, 78104400 CA, MTR-CODE: Z19DTJ CA, MTR-CODE: Z19DTJ CA, MTR-CODE: Z19DTJ	6PK1050 6PK1370 6PK1380 AP9017  AP9028  VD1065
2.0 Turbo	01/04-05/09	Z20LEL	125	1998	ALT, AC, FOR ALT: 120A CA CA	5PK1680
		Z20LER	147		ALT, AC, FOR ALT: 120A CA, WP CA, WP	5PK1680
		Z20LEH	177		ALT, AC, FOR ALT: 120A CA CA	5PK1680
<b>ASTRA Mk V (H) Estate</b>						
1.3 CDTi	08/04-03/09	Z13DTH	66	1248	ALT, (-AC) ALT, (AC) ALT, (Valeo), FOR ALT: 70A, OE-NO 13117278, 13283343, FOR ALT: 100A, OE- NO 13117279, 13283344	6PK1180 6PK1310 AP9035
1.4	08/04-03/09	Z14XEP	66	1364	ALT, (-AC) ALT, AC	5PK1230 5PK1355
1.6	08/04-03/09	Z16XEP	77	1598	ALT, (-AC) ALT, (AC)  CA CA CA	5PK1450 5PK1546 VD1106
		Z16XER, A16XER	85		ALT, (-AC) ALT, (AC)  CA CA CA	5PK1450 5PK1546
1.7 CDTi	02/07-10/10	A17DTR, Z17DTR	92	1686	ALT, (Delco Remy), FOR ALT: 100A, OE- NO 98031154, FOR ALT: 140A, OE-NO 98031155	AP9044
1.7 CDTi	08/04-03/09	Z17DTH	74	1686	ALT, (-AC) ALT, (-AC)	6PK1275 6PK1275D1







VAUXHALL

**VAUXHALL**

ASTRA Mk V (H) Estate

					ALT, (AC) ALT, (AC) ONLY WITH VD1068 ALT, (Delco Remy), FOR ALT: 100A, OE-NO 97369507, 97369508, FOR ALT: 110A, OE-NO 93175799, 93175944, 97189113, 97363833, 98056440 ALT, (Hitachi), FOR ALT: 100A, OE-NO 97355198, FOR ALT: 110A, OE-NO 97363832, 98056439	6PK1623 6PK1623D1 MS31 AP9044       VD1068
		Z17DTJ, A17DTJ	81		CT1078 CT1078K1 CA CA	ALT, (Delco Remy), FOR ALT: 100A, OE-NO 98031154, FOR ALT: 140A, OE-NO 98031155 AP9044
1.8	10/04-03/09	Z18XE	92	1796	CT975 CT975K3 CT975WP2 CA, MTR-CODE: Z18XE CA, MTR-CODE: Z18XE CA, MTR-CODE: Z18XE	ALT, (AC) ALT, (-AC) 5PK1212 5PK940
1.9 CDTi	08/04-03/09	Z19DT	88	1910	CT1105 CT1105K1 CA, MTR-CODE: Z19DTJ CA, MTR-CODE: Z19DTJ	ALT, (-AC) ALT, (AC), OE-NO 93 185 361 ALT, (AC), OE-NO 55 561 329 ALT, (Denso), FOR ALT: 100A, OE-NO 93180098, FOR ALT: 120A, OE-NO 93180102, FOR ALT: 130A, OE-NO 93180104 ALT, (Bosch), OE-NO 93191921, FOR ALT: 120A, OE-NO 93191922, FOR ALT: 140A ⇒CH-NO 72156708, 75189052, 78104400 AP9028 VD1065
		Z19DTH	110		CT1106 CT1106K1 CT1106WP1 CA, MTR-CODE: Z19DT CA, MTR-CODE: Z19DT CA, MTR-CODE: Z19DT	ALT, (-AC) ALT, (AC), CH-NO 72156709⇒, 75189053⇒, 78104401⇒ ALT, (AC), OE-NO 93 185 361 ALT, (AC), CH-NO 72156709⇒, 75189053⇒, 78104401⇒, OE-NO 93 185 361 ALT, (AC), OE-NO 55 561 329 ONLY WITH VD1067 ALT, (Denso), FOR ALT: 100A, OE-NO 93180098, FOR ALT: 120A, OE-NO 93180102, FOR ALT: 130A, OE-NO 93180104 ALT, (Bosch), OE-NO 93191921, FOR ALT: 120A, OE-NO 93191922, FOR ALT: 140A ⇒CH-NO 72156708, 75189052, 78104400 CH-NO 72156709⇒, 71589053⇒, 78104401⇒, 8B000001⇒ AP9028 VD1065 VD1067
		Z19DTL	74		CT1105 CT1105K1 CT1105WP1 CA, MTR-CODE: Z19DTH CA, MTR-CODE: Z19DTH CA, MTR-CODE: Z19DTH	ALT, (-AC) ALT, (AC), OE-NO 93 185 361 ALT, (AC), OE-NO 55 561 329 ALT, (Denso), FOR ALT: 100A, OE-NO 93180098, FOR ALT: 120A, OE-NO 93180102, FOR ALT: 130A, OE-NO 93180104 ALT, (Bosch), OE-NO 93191921, FOR ALT: 120A, OE-NO 93191922, FOR ALT: 140A CA, MTR-CODE: Z19DTL CA, MTR-CODE: Z19DTL AP9028





<b>VAUXHALL</b>								
<b>ASTRA Mk V (H) Estate</b>								
2.0 Turbo	08/04-10/10	Z20LEL	125	1998	CT1106WP1	CA, MTR-CODE: Z19DTL		
					CT1023 CT1023K3	ALT, AC, FOR ALT: 120A CA CA	5PK1680	
		Z20LER	147		CT1023 CT1023K3	ALT, AC, FOR ALT: 120A CA CA	5PK1680	
<b>ASTRA Mk V (H) Sport Hatch</b>								
1.3 CDTi	04/05-11/10	Z13DTH	66	1248		ALT, (Valeo), FOR ALT: 70A, OE-NO 13117278, 13283343, FOR ALT: 100A, OE-NO 13117279, 13283344	AP9035	
1.6	02/05-11/10	Z16XEP	77	1598		ALT, (-AC) ALT, (AC)	5PK1450 5PK1546 VD1106	
					CT1077 CT1077K1 CT1077WP1	CA CA CA		
	10/06-11/10	Z16LET	132			ALT, (-AC) ALT, (AC)	5PK1450 5PK1546	
					CT1077 CT1077K1 CT1077WP1	CA CA CA		
1.7 CDTi	02/05-11/10	Z17DTH	74	1686		ALT, (-AC) ALT, (-AC) ALT, AC ALT, AC ONLY WITH VD1068 ALT, (Delco Remy), FOR ALT: 100A, OE-NO 97369507, 97369508, FOR ALT: 110A, OE-NO 93175799, 93175944, 97189113, 97363833, 98056440 ALT, (Hitachi), FOR ALT: 100A, OE-NO 97355198, FOR ALT: 110A, OE-NO 97363832, 98056439	6PK1275 6PK1275D1 6PK1623 6PK1623D1 MS31 AP9044	
						CT1078 CT1078K1	CA CA	VD1068
					02/07-11/10	A17DTJ	81	
1.8	02/05-11/10	Z18XE	92	1796		ALT, (AC) ALT, (-AC) ALT, (Bosch), FOR ALT: 120A, OE-NO 9195336	5PK1212 5PK940 AP9003	
						CT975 CT975K3 CT975WP2	CA, MTR-CODE: Z18XE CA, MTR-CODE: Z18XE CA, MTR-CODE: Z18XE	
1.9 CDTi	02/05-11/10	Z19DT	88	1910		ALT, (-AC) ALT, (AC), OE-NO 93 185 361 ALT, (AC), OE-NO 55 561 329 ALT, (Denso), FOR ALT: 100A, OE-NO 93180098, FOR ALT: 120A, OE-NO 93180102, FOR ALT: 130A, OE-NO 93180104 ALT, (Bosch), OE-NO 93191921, FOR ALT: 120A, OE-NO 93191922, FOR ALT: 140A ⇒CH-NO 5545149	6PK1050 6PK1370 6PK1380 AP9017	
					CT1105 CT1105K1	CA, MTR-CODE: Z19DTJ CA, MTR-CODE: Z19DTJ	AP9028 VD1065	
		Z19DTH	110			ALT, (-AC) ALT, (-AC), CH-NO 72156709⇒, 75189053⇒, 78104401⇒ ALT, (AC), OE-NO 93 185 361 ALT, (AC), CH-NO 72156709⇒, 75189053⇒, 78104401⇒, OE-NO 93 185 361 ALT, (AC), OE-NO 55 561 329 ONLY WITH VD1067 ALT, (Denso), FOR ALT: 100A, OE-NO 93180098, FOR ALT: 120A, OE-NO 93180102, FOR ALT: 130A, OE-NO 93180104 ALT, (Bosch), OE-NO 93191921, FOR ALT: 120A, OE-NO 93191922, FOR ALT: 140A ⇒CH-NO 72156708, 75189052, 78104400 CH-NO 72156709⇒, 71589053⇒, 78104401⇒, 8B000001⇒	6PK1050 6PK1050D1  6PK1370 6PK1370D1  6PK1380 MS30 AP9017  AP9028 VD1065 VD1067	
					CT1105	CA, MTR-CODE: Z19DTH		

**VAUXHALL**




## VAUXHALL

### ASTRA Mk V (H) Sport Hatch

					<b>CT1105K1</b> <b>CT1105WP1</b>	CA, MTR-CODE: Z19DTH CA, MTR-CODE: Z19DTH	
	08/05-11/10	Z19DTL	74			ALT, (-AC) ALT, (AC), OE-NO 93 185 361 ALT, (AC), OE-NO 55 561 329 ALT, (Denso), FOR ALT: 100A, OE-NO 93180098, FOR ALT: 120A, OE-NO 93180102, FOR ALT: 130A, OE-NO 93180104 ALT, (Bosch), OE-NO 93191921, FOR ALT: 120A, OE-NO 93191922, FOR ALT: 140A	<b>6PK1050</b> <b>6PK1370</b> <b>6PK1380</b> <b>AP9017</b>  <b>AP9028</b>
					<b>CT1106</b> <b>CT1106K1</b> <b>CT1106WP1</b>	CA, MTR-CODE: Z19DTL CA, MTR-CODE: Z19DTL CA, MTR-CODE: Z19DTL	
2.0 Turbo	02/05-11/10	Z20LEL	125	1998		ALT, AC, FOR ALT: 120A	<b>5PK1680</b>
					<b>CT1023</b> <b>CT1023K3</b>	CA CA	

### ASTRA TwinTop Mk V (H)

1.6	09/05-11/10	Z16XEP	77	1598		ALT, (-AC) ALT, (AC) CA	<b>5PK1450</b> <b>5PK1546</b>
					<b>CT1077</b> <b>CT1077K1</b> <b>CT1077WP1</b>	CA CA CA	
	10/06-11/10	Z16LET	132			ALT, (-AC) ALT, (AC) CA	<b>5PK1450</b> <b>5PK1546</b>
					<b>CT1077</b> <b>CT1077K1</b> <b>CT1077WP1</b>	CA CA CA	
1.6 i 16V	10/06-11/10	Z16XER	85	1598		ALT, (-AC) ALT, (AC) CA	<b>5PK1450</b> <b>5PK1546</b>
					<b>CT1077</b> <b>CT1077K1</b> <b>CT1077WP1</b>	CA CA CA	
1.9 CDTi	01/06-11/10	Z19DTH	110	1910		ALT, (Denso), FOR ALT: 100A, OE-NO 93180098, FOR ALT: 120A, OE-NO 93180102, FOR ALT: 130A, OE-NO 93180104 ALT, (Bosch), FOR ALT: 120A, OE-NO 93191921, FOR ALT: 140A, OE-NO 93191922	<b>AP9017</b>  <b>AP9028</b>
2.0	02/06-11/10	Z20LEL	125	1998		ALT, AC, FOR ALT: 120A	<b>5PK1680</b>
					<b>CT1023</b> <b>CT1023K3</b>	CA CA	

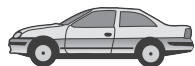
### ASTRAVAN Mk III (F)

1.4 i	01/91-10/94	C14NZ	44	1389		ALT, PS ALT, PS, AC ALT CA	<b>6PK1460</b> <b>6PK1800</b> <b>AVX10X913</b>
					<b>CT874</b> <b>CT874K1</b> <b>CT874WP2</b>	CA CA CA	
1.6 i	01/91-08/98	C16NZ	55	1598		ALT, PS ALT, PS, AC ALT, ⇒07/1994 ALT, 08/1994⇒ CA	<b>6PK1460</b> <b>6PK1800</b> <b>AVX10X913</b> <b>AVX10X925</b>
					<b>CT874</b> <b>CT874K1</b> <b>CT874WP2</b>	CA CA CA	
	02/94-10/96	X16SZ	52			ALT, PS ALT, PS, AC ALT CA	<b>6PK1460</b> <b>6PK1800</b> <b>AVX10X925</b>
					<b>CT874</b> <b>CT874K1</b> <b>CT874WP2</b>	CA CA CA	
1.7 D	01/91-08/94	17DR	44	1699		PS, (MANL) PS, (AUTOM) AC ALT CA, ⇒MTR-NO (14/25)363651 CA, MTR-NO (14/25)363652⇒ CA, ENGINE: Opel	<b>AVX10X813</b> <b>AVX10X825</b> <b>AVX10X875</b> <b>AVX10X925</b>
					<b>CT540</b> <b>CT871</b> <b>CT871K2</b>	CA, ⇒MTR-NO (14/25)363651 CA, MTR-NO (14/25)363652⇒ CA, ENGINE: Opel	
1.7 TD	01/94-08/98	X17DTL	50	1700		PS ALT CA	<b>AVX10X813</b> <b>AVX10X925</b>
					<b>CT871</b> <b>CT871K2</b>	CA, ENGINE: Opel	

### ASTRAVAN Mk IV (G)

1.6 i	08/98-09/00	X16SZR	55	1598		ALT, AC ALT ALT, (Bosch), FOR ALT: 120A, OE-NO	<b>5PK1212</b> <b>5PK940</b> <b>AP9003</b>
-------	-------------	--------	----	------	--	--	--





## VAUXHALL

### ASTRAVAN Mk IV (G)

					CT874 CT874K1 CT874WP2	9195336, CH-NO C 15257664⇒ CA CA CA	
	09/00-08/06	Z16SE	62			ALT, AC ALT ALT, (Bosch), FOR ALT: 120A, OE-NO 9195336	5PK1212 5PK940 AP9003
					CT874 CT874K1 CT874WP1 CT874WP2	CA CA CA, MTR-NO 02MZ5254⇒, 20U75999⇒ CA, ⇒MTR-NO 02MZ5253, 20U75998	
1.7 CDTI	04/04-08/06	Z17DTL	59	1686		ALT, (-AC) ALT, (-AC), MTR-NO 0614509⇒ ALT, AC ALT, AC, MTR-NO 0614509⇒ ONLY WITH VD1068 ALT, (Delco Remy), FOR ALT: 100A, OE-NO 97369507, 97369508, FOR ALT: 110A, OE-NO 93175799, 93175944, 97189113, 97363833, 98056440 ALT, (Hitachi), FOR ALT: 100A, OE-NO 97355198, FOR ALT: 110A, OE-NO 97363832, 98056439 MTR-NO 0614509⇒	6PK1275 6PK1275D1 6PK1623 6PK1623D1 MS31 AP9044      AP9044   VD1068
1.7 DTI 16V	04/01-08/06	Y17DT	55	1686	CT1078 CT1078K1	CA CA	
					CT1014 CT1014K2 CT1014K3	ALT, (-AC) ALT, (AC) CA CA, MTR-NO 328704⇒ CA, ⇒MTR-NO 328703	6PK1250 6PK1590
1.7 TD	08/98-08/06	X17DTL	50	1700	CT871 CT871K2	AC ALT CA CA, ENGINE: Opel	4PK885 AVX10X925
2.0 DI	08/98-08/06	X20DTL	60	1995		ALT, (-AC) ALT, (AC)	6PK1800 6PK1873
2.0 DTI	04/04-08/06	Y20DTH	74	1995		ALT, (-AC) ALT, (AC)	6PK1800 6PK1873

### ASTRAVAN Mk V (H)

1.3 CDTI	08/05-	Z13DTH	66	1248		ALT, (Valeo), FOR ALT: 70A, OE-NO 13117278, 13283343, FOR ALT: 100A, OE-NO 13117279, 13283344	AP9035
1.4 i	03/05-	Z14XEP	66	1364		ALT, (-AC) ALT, AC	5PK1230 5PK1355
1.6	03/05-	Z16XEP, Z16XE1	76	1598		ALT, (-AC) ALT, (AC)	5PK1450 5PK1546
					CT1077 CT1077K1 CT1077WP1	CA CA CA CA	
1.7 CDTI	03/05-07/06	Z17DTL	59	1686		ALT, (-AC) ALT, (AC) ALT, (Delco Remy), FOR ALT: 100A, OE-NO 97369507, 97369508, FOR ALT: 110A, OE-NO 93175799, 93175944, 97189113, 97363833, 98056440 ALT, (Hitachi), FOR ALT: 100A, OE-NO 97355198, FOR ALT: 110A, OE-NO 97363832, 98056439	6PK1275 6PK1623 AP9044      AP9044
					CT1078 CT1078K1	CA CA	
1.7 CDTI	03/05-11/11	Z17DTH	74	1686		ALT, (Delco Remy), FOR ALT: 100A, OE-NO 97369507, 97369508, FOR ALT: 110A, OE-NO 93175799, 93175944, 97189113, 97363833, 98056440 ALT, (Hitachi), FOR ALT: 100A, OE-NO 97355198, FOR ALT: 110A, OE-NO 97363832, 98056439	AP9044      AP9044
1.9 CDTI	03/05-11/11	Z19DT	88	1910		ALT, (-AC) ALT, (AC), OE-NO 93 185 361 ALT, (AC), OE-NO 55 561 329 ALT, (Denso), FOR ALT: 100A, OE-NO 93180098, FOR ALT: 120A, OE-NO 93180102, FOR ALT: 130A, OE-NO 93180104 ALT, (Bosch), FOR ALT: 120A, OE-NO 93191921, FOR ALT: 140A, OE-NO	6PK1050 6PK1370 6PK1380 AP9017      AP9028



VAUXHALL

**VAUXHALL**

**ASTRAVAN Mk V (H)**

						93191922	
					<b>CT1106</b>	CA, MTR-CODE: Z19DT	
					<b>CT1106K1</b>	CA, MTR-CODE: Z19DT	
					<b>CT1106WP1</b>	CA, MTR-CODE: Z19DT	
	Z19DTH		110			ALT, (-AC)	<b>6PK1050</b>
						ALT, (-AC), CH-NO 72156709⇒, 75189053⇒, 78104401⇒	<b>6PK1050D1</b>
						ALT, (AC), OE-NO 93 185 361	<b>6PK1370</b>
						ALT, (AC), CH-NO 72156709⇒, 75189053⇒, 78104401⇒, OE-NO 93 185 361	<b>6PK1370D1</b>
						ALT, (AC), OE-NO 55 561 329 ONLY WITH VD1067	<b>6PK1380</b>
						ALT, (Denso), FOR ALT: 100A, OE-NO 93180098, FOR ALT: 120A, OE-NO 93180102, FOR ALT: 130A, OE-NO 93180104	<b>MS30</b>
						ALT, (Bosch), FOR ALT: 120A, OE-NO 93191921, FOR ALT: 140A, OE-NO 93191922	<b>AP9017</b>
						⇒CH-NO 72156708, 75189052, 78104400 CH-NO 72156709⇒, 75189053⇒, 78104401⇒, 8B000001⇒	<b>AP9028</b>
					<b>CT1105</b>	CA, MTR-CODE: Z19DTH	<b>VD1065</b>
					<b>CT1105K1</b>	CA, MTR-CODE: Z19DTH	<b>VD1067</b>
					<b>CT1105WP1</b>	CA, MTR-CODE: Z19DTH	

**BRAVA Pick-up**

2.2 D (TFR52)	08/91-09/96	C223	39	2238		PS	<b>AVX13X1500</b>
					<b>CT612</b>	CA	
2.2 D 4x4 (TFS52)	08/91-09/96	C223	39	2238		PS	<b>AVX13X1500</b>
					<b>CT612</b>	CA	
2.3 4x4 (TFS16)	06/90-08/94	4ZD1	69	2255		AIRP	<b>AVX10X763</b>
						PS	<b>AVX13X1025</b>
						ALT	<b>AVX13X875</b>
					<b>CT716</b>	CA	
2.5 D (TFR54)	08/91-06/94	4JA1	56	2499		ALT	<b>17X1000Li</b>
						PS	<b>AVX13X1375</b>
					<b>CT508</b>	CA	
					<b>CT508K1</b>	CA	
2.5 D 4x4 (TFS54)	06/90-06/94	4JA1T	56	2499		ALT	<b>17X1000Li</b>
						PS	<b>AVX13X1375</b>
					<b>CT508</b>	CA	
					<b>CT508K1</b>	CA	
2.5 TD (TFR54)	07/94-12/02	4JA1T	56	2499		ALT	<b>17X1000Li</b>
						PS	<b>AVX13X1375</b>
					<b>CT508</b>	CA	
					<b>CT508K1</b>	CA	
2.5 TD 4x4 (TFS54)	07/94-12/02	4JA1T	56	2499		ALT	<b>17X1000Li</b>
						PS	<b>AVX13X1375</b>
					<b>CT508</b>	CA	
					<b>CT508K1</b>	CA	

**CALIBRA**

2.0 i	06/90-07/97	C20NE	85	1998		PS, (AC), ⇒12/1992	<b>3PK690</b>
						ALT, PS, 01/1993⇒	<b>6PK1725</b>
						ALT, PS, AC, 01/1993⇒	<b>6PK1900</b>
						ALT, FOR ALT: 90A, ⇒12/1992	<b>AVX10X1000</b>
						PS, ⇒12/1992	<b>AVX10X800</b>
						ALT, FOR ALT: 70A, ⇒12/1992	<b>AVX10X925</b>
						AC, ⇒12/1992	<b>AVX13X875</b>
					<b>CT720</b>	CA	
					<b>CT720WP1</b>	CA, ⇒MTR-NO 14608700	
					<b>CT866K1</b>	CA, MTR-NO 14608701⇒	
2.0 i 16V	06/90-07/97	X20XEV	100	1998		PS, (AC), ⇒12/1992	<b>3PK690</b>
						ALT, PS, 01/1993⇒	<b>6PK1725</b>
						ALT, PS, AC, 01/1993⇒	<b>6PK1900</b>
						PS, ⇒12/1992	<b>AVX10X785</b>
						ALT, ⇒12/1992	<b>AVX10X913</b>
						AC, ⇒12/1992	<b>AVX13X875</b>
					<b>CT870</b>	CA	
					<b>CT870K1</b>	CA	
					<b>CT870WP2</b>	CA	
	06/90-02/94	C20XE	110			PS, (AC), ⇒12/1992	<b>3PK690</b>
						ALT, PS, 01/1993⇒	<b>6PK1725</b>
						ALT, PS, AC, 01/1993⇒	<b>6PK1900</b>
						PS, ⇒12/1992	<b>AVX10X785</b>
						ALT, ⇒12/1992	<b>AVX10X913</b>
						AC, ⇒12/1992	<b>AVX13X875</b>
					<b>CT724</b>	CA, ⇒MTR-NO 14142838	

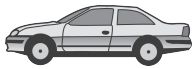




## VAUXHALL

### CALIBRA

					CT724K1 CT871 CT871K1	CA, ⇒MTR-NO 14142838 CA, MTR-NO 14142839⇒ CA, MTR-NO 14142839⇒	
2.0 i 16V 4x4	02/94-07/97	X20XEV	100	1998	CT870 CT870K1 CT870WP2	ALT ALT, AC CA CA CA	6PK1725 6PK1900
	06/90-02/94	C20XE	110		CT724 CT724K1 CT871 CT871K1	PS, (AC), ⇒12/1992 ALT, PS, 01/1993⇒ ALT, PS, AC, 01/1993⇒ PS, ⇒12/1992 ALT, ⇒12/1992 AC, ⇒12/1992 CA, ⇒MTR-NO 14142838 CA, ⇒MTR-NO 14142838 CA, MTR-NO 14142839⇒ CA, MTR-NO 14142839⇒	3PK690 6PK1725 6PK1900 AVX10X785 AVX10X913 AVX13X875
2.0 i 4x4	06/90-07/97	C20NE	85	1998	CT720 CT720WP1 CT866 CT866K1	PS, (AC), ⇒12/1992 ALT, PS, 01/1993⇒ ALT, PS, AC, 01/1993⇒ ALT, FOR ALT: 90A, ⇒12/1992 PS, ⇒12/1992 ALT, FOR ALT: 70A, ⇒12/1992 AC, ⇒12/1992 CA, ⇒MTR-NO 14608700 CA, ⇒MTR-NO 14608700 CA, MTR-NO 14608701⇒ CA, MTR-NO 14608701⇒	3PK690 6PK1725 6PK1900 AVX10X1000 AVX10X800 AVX10X925 AVX13X875
2.0 i Turbo 4x4	03/92-07/97	C20LET	150	1998	CT724 CT724K1 CT871 CT871K1	PS, (AC) ALT, PS ALT, PS, AC ALT, FOR ALT: 90A PS ALT, FOR ALT: 70A AC CA, ⇒MTR-NO (14/25)002934 CA, ⇒MTR-NO 14002934 CA, MTR-NO (14/25)002935⇒ CA, MTR-NO 14002935⇒	3PK690 6PK1725 6PK1900 AVX10X1000 AVX10X800 AVX10X925 AVX13X875
2.5 i V6	04/93-07/97	X25XE, C25XE	125	2498	CT884 CT884K1	ALT, WP, PS ALT, WP, AC, PS, CH-NO S9001730⇒ ALT, WP, AC, PS, ⇒CH-NO S9001729 CA CA	6PK1900 6PK2020 6PK2260
<b>CARLTON Mk II</b>							
1.8 S	12/82-08/86	18S	65	1796	CT639 CT720	ALT DIS CA	AVX10X970
2.0 S	10/78-08/86	C20NEJ	74	1998	CT720 CT720WP1	ALT, PS ALT ALT, FOR ALT: 90A AC, (PS) PS AC CA CA, ⇒MTR-NO 14608700	6PK1725 AVX10X1000 AVX10X1025 AVX10X785 AVX10X800 AVX10X813
2.2 i	11/84-08/86	22E	85	2197		PS, (AC) PS ALT	AVX10X1075 AVX10X875 AVX10X888
2.3 D	05/83-08/86	23D	52	2260		AC VACP PS ALT, ⇒CH-NO F1000188 ALT, CH-NO F1000189⇒	AVX10X1075 AVX10X800 AVX10X875 AVX10X900 AVX10X913
<b>CARLTON Mk II Estate</b>							
2.0 S	01/82-08/86	C20NEJ	74	1998	CT720 CT720WP1	ALT, PS ALT ALT, FOR ALT: 90A AC, (PS) PS AC CA CA, ⇒MTR-NO 14608700	6PK1725 AVX10X1000 AVX10X1025 AVX10X785 AVX10X800 AVX10X813
2.3 D	05/83-08/86	23D	52	2260		AC VACP PS ALT, ⇒CH-NO F1000188	AVX10X1075 AVX10X800 AVX10X875 AVX10X900



VAUXHALL

**VAUXHALL**

CARLTON Mk II Estate

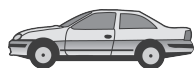
ALT, CH-NO F1000189⇒

AVX10X913

CARLTON Mk III

1.8	09/87-03/94	E18NVR	65	1796	CT720 CT720WP1	ALT, PS, 08/1992⇒ ALT, PS, AC, 08/1992⇒ ALT, ⇒08/1992 PS, ⇒08/1992 CA CA	6PK1725 6PK1900 AVX10X1000 AVX10X800
1.8 i	09/86-03/94	18SEH	85	1796	CT720 CT720WP1 CT866	ALT PS CA, ⇒12/1992 CA, ⇒12/1992 CA, 01/1993⇒	AVX10X1000 AVX10X800
1.8 N	09/86-08/87	18NV	60	1796	CT639 CT720 CT720WP1	PS ALT, (CAT) ALT DIS CA CA	AVX10X825 AVX10X960 AVX10X975
1.8 S	09/86-03/94	18SV	66	1796	CT720 CT720WP1	ALT PS CA CA	AVX10X1000 AVX10X800
2.0	09/90-03/94	C20NEJ	73	1998	CT720 CT720WP1 CT866	ALT ALT, FOR ALT: 90A AC, (PS) PS AC CA, ⇒MTR-NO (14/25)608700 CA, ⇒MTR-NO 14608700 CA, MTR-NO (14/25)608701⇒	AVX10X1000 AVX10X1025 AVX10X788 AVX10X800 AVX10X813
		C20NEF	74		CT720 CT720WP1 CT866	ALT ALT, FOR ALT: 90A AC, (PS) PS AC CA, ⇒MTR-NO (14/25)608700 CA, ⇒MTR-NO 14608700 CA, MTR-NO (14/25)608701⇒	AVX10X1000 AVX10X1025 AVX10X788 AVX10X800 AVX10X813
	09/86-03/94	C20NE	85		CT720 CT720WP1 CT866 CT866K1	ALT ALT, FOR ALT: 90A AC, (PS) PS AC CA, ⇒MTR-NO (14/25)608700 CA, ⇒MTR-NO 14608700 CA, MTR-NO (14/25)608701⇒ CA, MTR-NO 14608701⇒	AVX10X1000 AVX10X1025 AVX10X788 AVX10X800 AVX10X813
2.0 i	09/86-03/94	20SE	90	1998	CT720 CT720WP1 CT866K1	ALT, PS, 08/1992⇒ ALT, PS, AC, 08/1992⇒ ALT, ⇒08/1992 ALT, FOR ALT: 90A, ⇒08/1992 AC, ⇒08/1992, (PS) PS, ⇒08/1992 AC, ⇒08/1992 CA CA, ⇒MTR-NO 14608700 CA, MTR-NO 14608701⇒	6PK1725 6PK1900 AVX10X1000 AVX10X1025 AVX10X785 AVX10X800 AVX10X813
2.2 TD	10/86-08/88	23YDT	66	2260		PS AC ALT, CH-NO K1000099⇒ ALT, ⇒CH-NO K1000098 PS, (AC)	AVX10X813 AVX10X888 AVX10X900 AVX10X913 AVX10X960
2.3 D	09/86-03/94	23YD	54	2260		PS AC ALT, CH-NO K1000099⇒ ALT, ⇒CH-NO K1000098 PS, (AC)	AVX10X813 AVX10X888 AVX10X900 AVX10X913 AVX10X960
2.3 TD Interc.	08/88-03/94	23DTR	74	2260		PS AC ALT, CH-NO K1000099⇒ ALT, ⇒CH-NO K1000098 PS, (AC)	AVX10X813 AVX10X888 AVX10X900 AVX10X913 AVX10X960
2.4 i	09/88-03/94	C24NE	92	2410		PS ALT AC PS, (AC)	AVX10X813 AVX10X888 AVX10X888 AVX10X960
2.6 i	09/90-03/94	C26NE	110	2594		ALT	6PK1460





## VAUXHALL

### CARLTON Mk III

					ALT, AC, ⇒MTR-NO 01032426	6PK2230
					ALT, AC, MTR-NO 03032427⇒	6PK2260
3.0 3000	03/87-09/90	30NE	130	2969	ALT, CH-NO M1000001⇒	6PK1460
					ALT, AC, CH-NO M1000001⇒, ⇒MTR-NO 01039674	6PK2225
					ALT, AC, CH-NO M1000001⇒, MTR-NO 01039675⇒	6PK2260
					PS, ⇒CH-NO M1000000	AVX10X813
					ALT, ⇒CH-NO M1000000	AVX10X888
					AC, ⇒CH-NO M1000000	AVX10X888
					PS, ⇒CH-NO M1000000, (AC)	AVX10X960
3.0 3000 24V	09/89-03/94	C30SE	150	2969	ALT, ⇒12/1993	6PK1460
					ALT, PS, 01/1993⇒	6PK1900
					ALT, PS, AC, 01/1993⇒	6PK2260
3000	03/87-12/87	C30LE	115	2969	ALT, CH-NO M1000001⇒	6PK1460
					ALT, AC, ⇒MTR-NO 01039674	6PK2230
					ALT, AC, MTR-NO 01039675⇒	6PK2260
					PS	AVX10X813
					ALT, ⇒CH-NO M1000000	AVX10X888
					AC	AVX10X888
					PS, (AC)	AVX10X960
3000 24V	09/89-03/94	C30SEJ	147	2969	ALT	6PK1460
					ALT, PS, AC, FOR ALT: 120A, ⇒MTR-NO 01024729	6PK2230
					ALT, PS, AC, FOR ALT: 120A, MTR-NO 01024730⇒	6PK2260
					ALT, PS, AC	6PK2271
3000 KAT	03/88-03/94	C30NE	130	2969	ALT, CH-NO M1000001⇒	6PK1460
					ALT, AC, ⇒MTR-NO 01039674	6PK2230
					ALT, AC, MTR-NO 01039675⇒	6PK2260
					PS	AVX10X813
					ALT, ⇒CH-NO M1000000	AVX10X888
					AC	AVX10X888
					PS, (AC)	AVX10X960

### CARLTON Mk III Estate

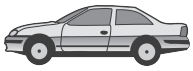
1.8	09/87-03/94	E18NVR	65	1796	ALT, PS, 08/1992⇒	6PK1725
					ALT, PS, AC, 08/1992⇒	6PK1900
					ALT, ⇒08/1992	AVX10X1000
					PS, ⇒08/1992	AVX10X800
					CA	
					CA	
1.8 i	09/86-03/94	18SEH	85	1796	ALT	AVX10X1000
					PS	AVX10X800
					CA, ⇒12/1992	
					CA, ⇒12/1992	
					CA, 01/1993⇒	
1.8 N	09/86-08/87	18NV	60	1796	PS	AVX10X825
					ALT, (CAT)	AVX10X960
					ALT	AVX10X975
					DIS	
					CA	
					CA	
1.8 S	09/86-03/94	18SV	66	1796	ALT	AVX10X1000
					PS	AVX10X800
					CA	
					CA	
2.0	09/90-03/94	C20NEF	74	1998	ALT	AVX10X1000
					ALT, FOR ALT: 90A	AVX10X1025
					AC, (PS)	AVX10X788
					PS	AVX10X800
					AC	AVX10X813
					CA, ⇒MTR-NO (14/25)608700	
					CA, ⇒MTR-NO 14608700	
					CA, MTR-NO (14/25)608701⇒	
	09/86-03/94	C20NE	85		ALT	AVX10X1000
					ALT, FOR ALT: 90A	AVX10X1025
					AC, (PS)	AVX10X788
					PS	AVX10X800
					AC	AVX10X813
					CA, ⇒MTR-NO (14/25)608700	
					CA, ⇒MTR-NO 14608700	
					CA, MTR-NO (14/25)608701⇒	
					CA, MTR-NO 14608701⇒	
2.0 i	09/86-03/94	20SE	90	1998	ALT, PS, 08/1992⇒	6PK1725
					ALT, PS, AC, 08/1992⇒	6PK1900
					ALT, ⇒08/1992	AVX10X1000
					ALT, FOR ALT: 90A, ⇒08/1992	AVX10X1025
					AC, ⇒08/1992, (PS)	AVX10X785




**VAUXHALL**
**VAUXHALL**
**CARLTON Mk III Estate**

						PS, ⇒08/1992 AC, ⇒08/1992 CA CA, ⇒MTR-NO 14608700 CA, MTR-NO 14608701⇒	AVX10X800 AVX10X813
	09/90-03/94	C20NEJ	73			CT720 CT720WP1 CT866K1 ALT ALT, FOR ALT: 90A AC, (PS) PS AC CA, ⇒MTR-NO (14/25)608700 CA, ⇒MTR-NO 14608700 CA, MTR-NO (14/25)608701⇒	AVX10X1000 AVX10X1025 AVX10X788 AVX10X800 AVX10X813
2.2 TD	09/86-08/88	23YDT	66	2260		PS AC ALT, CH-NO K1000099⇒ ALT, ⇒CH-NO K1000098 PS, (AC)	AVX10X813 AVX10X888 AVX10X900 AVX10X913 AVX10X960
2.3 D	09/86-03/94	23YD	54	2260		PS AC ALT, CH-NO K1000099⇒ ALT, ⇒CH-NO K1000098 PS, (AC)	AVX10X813 AVX10X888 AVX10X900 AVX10X913 AVX10X960
2.3 TD Interc.	09/88-03/94	23DTR	74	2260		PS AC ALT, CH-NO K1000099⇒ ALT, ⇒CH-NO K1000098 PS, (AC)	AVX10X813 AVX10X888 AVX10X900 AVX10X913 AVX10X960
2.4 i	09/88-03/94	C24NE	92	2410		PS ALT AC PS, (AC)	AVX10X813 AVX10X888 AVX10X888 AVX10X960
2.6 i	09/90-03/94	C26NE	110	2594		ALT ALT, AC, ⇒MTR-NO 01032426 ALT, AC, MTR-NO 03032427⇒	6PK1460 6PK2230 6PK2260
3.0	03/87-03/94	C30NE	130	2969		ALT, CH-NO M1000001⇒ ALT, AC, ⇒MTR-NO 01039674 ALT, AC, MTR-NO 01039675⇒ PS ALT, ⇒CH-NO M1000000 AC PS, (AC)	6PK1460 6PK2230 6PK2260 AVX10X813 AVX10X888 AVX10X888 AVX10X960
3.0 24V	09/89-03/94	C30SEJ	147	2969		ALT ALT, PS, AC, FOR ALT: 120A, ⇒MTR-NO 01024729 ALT, PS, AC, FOR ALT: 120A, MTR-NO 01024730⇒ ALT, PS, AC	6PK1460 6PK2230 6PK2260 6PK2271
<b>CAVALIER</b>							
1.6 N	08/75-08/81	16N (CIH)	44	1584		ALT ALT ALT ALT	AVX10X888 AVX10X900 AVX10X888 AVX10X900
	03/75-08/75						
1.6 S	08/75-08/81	16SCIH	55	1584		ALT	AVX10X888
1300	08/77-08/81	13N	44	1297		ALT, OE-NO 91039703 ALT, OE-NO 8851716	AVX10X940 AVX10X950
1900	10/75-03/78	19S	66	1897		ALT	AVX10X900
2.0 S	01/78-08/81	20S	74	1979		ALT	AVX10X900
<b>CAVALIER Coupe</b>							
1.9 S	10/75-03/78	19S	66	1897		ALT	AVX10X900
2.0 S	03/78-08/81	20S	74	1979		ALT	AVX10X900
<b>CAVALIER Mk II</b>							
1.3 N	09/81-08/88	13N	44	1297		ALT FAN CA	AVX10X950 AVX10X950
						CT504	
1.3 S	09/81-08/88	13S	55	1297		ALT CA	AVX10X875
						CT504	
1.6 D	03/82-08/88	16D	40	1598		PS ALT CA, MTR-CODE: 16D CA, MTR-CODE: 16D CA, MTR-CODE: 16DA CA, MTR-CODE: 16DA CA, MTR-CODE: 16DA	AVX10X850 AVX10X913
						CT529 CT529K1 CT540 CT540K1 CT540WP1	
1.6 i	08/86-08/88	E16NZ	55	1598		PS ALT CA, ⇒MTR-NO 02J22349 CA, ⇒MTR-NO 02J22349	AVX10X850 AVX10X913
						CT558 CT558WP1	





## VAUXHALL

### CAVALIER Mk II

					<b>CT874</b>	CA, MTR-NO 02J22350→	
1.6 i KAT	08/86-08/88	C16NZ, C16LZ	55	1598		PS ALT CA	AVX10X850 AVX10X913
					<b>CT558</b> <b>CT558WP1</b>	CA	
1.6 N	09/81-08/88	16N	55	1598		PS ALT CA	AVX10X850 AVX10X913
					<b>CT720</b>	CA	
1.6 S	09/81-08/88	16SH	66	1598		PS ALT CA	AVX10X850 AVX10X888
					<b>CT720</b>	CA	
1.8	08/86-08/88	E18NV	62	1796		PS ALT CA	AVX10X850 AVX10X925
					<b>CT720</b>	CA	
1.8 i	09/81-08/88	18SE	82	1796		ALT CA	AVX10X888
		18E	85			PS ALT CA	AVX10X850 AVX10X888
					<b>CT720</b>	CA	
1.8 i KAT	01/85-08/86	C18NE	74	1796		PS ALT CA	AVX10X850 AVX10X888
					<b>CT720</b>	CA	
2.0 i	09/86-08/88	20NE	85	1998		PS ALT CA	AVX10X850 AVX10X925
					<b>CT720</b> <b>CT720WP1</b>	CA	
2.0 i KAT	09/86-08/88	C20NE	85	1998		PS ALT CA	AVX10X850 AVX10X925
					<b>CT720</b> <b>CT720WP1</b>	CA	
2.0 SRi 130	03/87-08/88	20SEH	95	1998		ALT ALT, FOR ALT: 90A AC, (PS) PS AC CA	AVX10X1000 AVX10X1025 AVX10X785 AVX10X800 AVX10X813
					<b>CT720</b> <b>CT720WP1</b>	CA	

### CAVALIER Mk II CC

1.3 S	09/81-08/88	13S	55	1297		ALT CA	AVX10X875
					<b>CT504</b>	CA	
1.6 S	09/81-08/88	16SH	66	1598		PS ALT CA	AVX10X850 AVX10X888
					<b>CT720</b>	CA	
1.8 i	09/81-08/88	18SE	82	1796		PS ALT CA	AVX10X850 AVX10X888
		18E	85			PS ALT CA	AVX10X850 AVX10X888
					<b>CT720</b>	CA	
1600D	03/82-08/88	16D, 16DA	40	1598		PS ALT CA, MTR-CODE: 16D CA, MTR-CODE: 16D CA, MTR-CODE: 16DA CA, MTR-CODE: 16DA CA, MTR-CODE: 16DA	AVX10X850 AVX10X913
					<b>CT529</b> <b>CT529K1</b> <b>CT540</b> <b>CT540K1</b> <b>CT540WP1</b>	CA, MTR-CODE: 16DA	
2.0 i KAT	09/86-08/88	C20NE	85	1998		PS ALT CA	AVX10X850 AVX10X925
					<b>CT720</b> <b>CT720WP1</b>	CA	

### CAVALIER Mk II Estate

1.3 S	09/81-08/88	13S	55	1297		ALT CA	AVX10X875
					<b>CT504</b>	CA	
1.6	10/83-08/88	16SH	66	1598		PS ALT CA	AVX10X850 AVX10X888
					<b>CT720</b>	CA	
1.6 D	03/82-08/88	16DA	40	1598		ALT ALT CA, MTR-CODE: 16DA CA, MTR-CODE: 16DA CA, MTR-CODE: 16DA	AVX10X850 AVX10X913
					<b>CT540</b> <b>CT540K1</b> <b>CT540WP1</b>	CA, MTR-CODE: 16DA	
1.8 i	09/81-08/86	18E, 18SE	82	1796		PS ALT CA	AVX10X850 AVX10X888
					<b>CT720</b>	CA	

### CAVALIER Mk III (87)

1.4 S	09/88-11/95	14NV	55	1389		ALT, OE-NO 90006259, 90169081 ALT, OE-NO 90183440, 90351803 CA, →MTR-NO 19307805, 02J22349	AVX10X875 AVX10X913
					<b>CT558</b>		





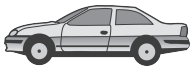
VAUXHALL

**VAUXHALL**

CAVALIER Mk III (87)

					<b>CT558WP1</b> <b>CT874</b> <b>CT874K1</b> <b>CT874WP2</b>	CA, ⇒MTR-NO 19307805, 02J22349 CA, MTR-NO 19307806⇒, 02J22350⇒ CA, MTR-NO 19307806⇒, 02J22350⇒ CA, MTR-NO 19307806⇒, 02J22350⇒	
1.6	09/88-05/93	16SV	60	1598	<b>CT558</b> <b>CT558WP1</b> <b>CT874</b> <b>CT874K1</b> <b>CT874WP2</b>	ALT, PS, ⇒CH-NO M11693, M5178236 ALT, PS, CH-NO M1169326⇒ ALT, PS, 09/1992⇒ ALT, PS, AC, 09/1992⇒ ALT AC, ⇒08/1992 CA, ⇒MTR-NO 02J22349 CA, ⇒MTR-NO 02J22349 CA, MTR-NO 02J22350⇒ CA, MTR-NO 02J22350⇒ CA, MTR-NO 02J22350⇒	<b>5PK975</b> <b>5PK990</b> <b>6PK1460</b> <b>6PK1800</b> <b>AVX10X913</b> <b>AVX13X875</b>
1.6 i	09/88-11/95	E16NZ	55	1598	<b>CT874</b> <b>CT874K1</b> <b>CT874WP2</b>	ALT, PS ALT, PS, AC ALT CA CA CA, MTR-NO 02J22350⇒, 19307806⇒	<b>6PK1460</b> <b>6PK1800</b> <b>AVX10X913</b>
	09/93-11/95	X16SZ	52		<b>CT874</b> <b>CT874K1</b> <b>CT874WP2</b>	ALT, PS ALT, PS, AC ALT, ⇒CH-NO S2500015, R5999999, R8999999 ALT, CH-NO S2500015⇒, R5999999⇒, R8999999⇒ CA CA CA, MTR-NO 02J22350⇒, 19307806⇒	<b>6PK1460</b> <b>6PK1800</b> <b>AVX10X913</b> <b>AVX10X925</b>
1.7 D	07/92-11/95	17DR	44	1700	<b>CT540</b> <b>CT871</b> <b>CT871K2</b>	PS, (MANL) PS, (AUTOM) AC ALT CA, ⇒MTR-NO (14/25)363651 CA, MTR-NO (14/25)363652⇒ CA, ENGINE: Opel	<b>AVX10X813</b> <b>AVX10X825</b> <b>AVX10X875</b> <b>AVX10X913</b>
	09/88-09/92	17D	42	1699	<b>CT540</b> <b>CT540K1</b> <b>CT540WP1</b> <b>CT871</b>	PS, (MANL) PS, (AUTOM) ALT AC CA, ⇒MTR-NO (14/25)333430 CA, ENGINE: Opel, ⇒MTR-NO 14333430 CA, ENGINE: Opel, ⇒MTR-NO 14333430 CA, MTR-NO (14/25)333431⇒	<b>AVX10X813</b> <b>AVX10X825</b> <b>AVX10X913</b> <b>AVX13X875</b>
1.7 TD	09/88-11/95	17DT (TC4EE1)	60	1686	<b>CT748</b> <b>CT748K5</b> <b>CT748K6</b>	PS AC ALT CA CA, ⇒MTR-NO 551 390 CA, MTR-NO 551 391⇒	<b>AVX10X950</b> <b>AVX13X875</b> <b>AVX13X925</b>
1.8	09/88-08/95	18SV, C18NZ	66	1796	<b>CT720</b> <b>CT720WP1</b> <b>CT866</b> <b>CT866K1</b>	ALT, FOR ALT: 90A, ⇒08/1990 PS, (AC) PS ALT, FOR ALT: 70A ALT, FOR ALT: 90A, 09/1990⇒ AC CA, ⇒MTR-NO (14/25)142838 CA, MTR-CODE: C18NZ, ⇒MTR-NO 14142838 CA, MTR-NO (14/25)142839⇒ CA, MTR-CODE: C18NZ, MTR-NO 14142839⇒	<b>AVX10X1000</b> <b>AVX10X690</b> <b>AVX10X800</b> <b>AVX10X925</b> <b>AVX10X940</b> <b>AVX13X875</b>
1.8 i KAT	03/90-11/95	C18NZ	66	1796	<b>CT720</b> <b>CT720WP1</b> <b>CT866</b> <b>CT866K1</b>	ALT, FOR ALT: 90A, ⇒08/1990 PS, (AC) PS ALT, FOR ALT: 70A ALT, FOR ALT: 90A, 09/1990⇒ AC CA, ⇒MTR-NO (14/25)142838 CA, ⇒MTR-NO 14142838 CA, MTR-NO (14/25)142839⇒ CA, MTR-NO 14142839⇒	<b>AVX10X1000</b> <b>AVX10X690</b> <b>AVX10X800</b> <b>AVX10X925</b> <b>AVX10X940</b> <b>AVX13X875</b>
2.0 i	09/88-10/90	20NE	85	1998	<b>CT720</b>	ALT, PS, AC PS ALT ALT, PS CA	<b>6PK1900</b> <b>AVX10X788</b> <b>AVX10X925</b> <b>AVX10X925</b>





## VAUXHALL

### CAVALIER Mk III (87)

2.0 i 16V	09/88-11/95	C20XE	110	1998	CT720WP1	CA, ⇒MTR-NO 14608700	3PK690 6PK1725 6PK1900 AVX10X1000 AVX10X800 AVX10X925 AVX13X875
					CT724 CT724K1 CT871 CT871K1	CA, ⇒MTR-NO (14/25)142838, ⇒12/1992 CA, ⇒MTR-NO 14142838 CA, MTR-NO (14/25)142839⇒, 01/1993⇒ CA, MTR-NO 14142839⇒	
2.0 i 16V 4x4	09/88-11/95	C20XE	110	1998	CT724 CT724K1 CT871 CT871K1	PS, (AC) ALT, PS ALT, PS, AC ALT, FOR ALT: 90A PS ALT, FOR ALT: 70A AC CA, ⇒MTR-NO (14/25)142838, ⇒12/1992 CA, ⇒MTR-NO 14142838 CA, MTR-NO (14/25)142839⇒, 01/1993⇒ CA, MTR-NO 14142839⇒	3PK690 6PK1725 6PK1900 AVX10X1000 AVX10X800 AVX10X925 AVX13X875
2.0 i 4x4	09/88-09/92	20SEH	95	1998	CT720 CT720WP1	PS ALT CA CA, ⇒MTR-NO 14608700	AVX10X800 AVX10X925
2.0 i KAT	09/90-11/95	C20NE	85	1998	CT720 CT720WP1 CT866 CT866K1	ALT, (PS), 09/1992⇒ ALT, PS, AC PS, ⇒08/1992 ALT, ⇒08/1992 ALT, (PS), ⇒08/1992 CA, ⇒MTR-NO (14/25)608700, ⇒12/1992 CA, ⇒MTR-NO 14608700, ⇒12/1992 CA, MTR-NO (14/25)608701⇒, 01/1993⇒ CA, MTR-NO 14608701⇒	6PK1725 6PK1900 AVX10X788 AVX10X925 AVX10X925
2.0 i Turbo 4x4	06/92-11/94	C20LET	150	1998	CT724 CT724K1 CT871 CT871K1	PS, (AC) ALT, PS ALT, PS, AC ALT, FOR ALT: 90A PS ALT, FOR ALT: 70A AC CA, ⇒MTR-NO (14/25)002934 CA, ⇒MTR-NO 14002934 CA, MTR-NO (14/25)002935⇒ CA, MTR-NO 14002935⇒	3PK690 6PK1725 6PK1900 AVX10X1000 AVX10X800 AVX10X925 AVX13X875
2.0 SRi	09/88-09/92	20SEH	95	1998	CT720 CT720WP1 CT866	ALT, PS, 09/1992⇒ ALT, PS, AC, 09/1992⇒ ALT, FOR ALT: 90A, ⇒08/1990 PS, (AC) PS, ⇒08/1992 ALT, FOR ALT: 70A, ⇒08/1992 ALT, FOR ALT: 90A, ⇒08/1992 AC, ⇒08/1992 CA, ⇒MTR-NO (14/25)142838 CA, ⇒MTR-NO 14142838 CA, MTR-NO (14/25)142839⇒	6PK1725 6PK1900 AVX10X1000 AVX10X690 AVX10X800 AVX10X925 AVX10X940 AVX13X875
2.0 SRi 16V	09/93-11/95	X20XEV	100	1998	CT870 CT870K1 CT870WP2	ALT ALT, AC CA CA CA	6PK1725 6PK1900
2.5 V6	08/88-06/94	C25XE	125	2498	CT884 CT884K1	ALT, PS ALT, PS, AC, 08/1993⇒ ALT, PS, AC, ⇒08/1993 CA CA	6PK1900 6PK2020 6PK2260
<b>CAVALIER Mk III CC</b>							
1.4 S	09/88-11/95	14NV	55	1389	CT558 CT558WP1 CT874 CT874K1 CT874WP2	ALT, OE-NO 90006259, 90169081 ALT, OE-NO 90183440, 90351803 CA, ⇒MTR-NO 19307805, 02J22349 CA, ⇒MTR-NO 19307805, 02J22349 CA, MTR-NO 19307806⇒, 02J22350⇒ CA, MTR-NO 19307806⇒, 02J22350⇒ CA, MTR-NO 19307806⇒, 02J22350⇒	AVX10X875 AVX10X913
1.6	09/88-05/93	16SV	60	1598		ALT, PS, ⇒CH-NO M11693, M5178236 ALT, PS, CH-NO M1169326⇒	5PK975 5PK990





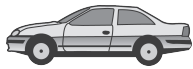
VAUXHALL

**VAUXHALL**

CAVALIER Mk III CC

						ALT, PS, 09/1992⇒ ALT, PS, AC, 09/1992⇒ ALT AC, ⇒08/1992 CA, ⇒MTR-NO 02J22349 CA, ⇒MTR-NO 02J22349 CA, MTR-NO 02J22350⇒ CA, MTR-NO 02J22350⇒ CA, MTR-NO 02J22350⇒	6PK1460 6PK1800 AVX10X913 AVX13X875
1.6 i	09/93-11/95	X16SZ	52	1598	CT558 CT558WP1 CT874 CT874K1 CT874WP2	ALT, PS ALT, PS, AC ALT CA CA, ⇒MTR-NO 02J22350⇒, 19307806⇒	6PK1460 6PK1800 AVX10X913
	09/88-11/95	E16NZ	55		CT874 CT874K1 CT874WP2	ALT, PS ALT, PS, AC ALT CA CA CA, MTR-NO 02J22350⇒, 19307806⇒	6PK1460 6PK1800 AVX10X913
1.7 D	07/92-11/95	17DR	44	1700	CT540 CT871 CT871K2	PS, (MANL) PS, (AUTOM) AC ALT CA, ⇒MTR-NO (14/25)363651 CA, MTR-NO (14/25)363652⇒ CA, ENGINE: Opel	AVX10X813 AVX10X825 AVX10X875 AVX10X913
	09/88-09/92	17D	42	1699	CT540 CT540K1 CT540WP1 CT871	PS, (MANL) PS, (AUTOM) ALT AC CA, ⇒MTR-NO (14/25)333430 CA, ENGINE: Opel, ⇒MTR-NO 14333430 CA, ENGINE: Opel, ⇒MTR-NO 14333430 CA, MTR-NO (14/25)333431⇒	AVX10X813 AVX10X825 AVX10X913 AVX13X875
1.7 TD	09/88-11/95	17DT (TC4EE1)	60	1686	CT748 CT748K5 CT748K6	PS AC ALT CA CA, ⇒MTR-NO 855 805, ENGINE: Isuzu CA, MTR-NO 855 806⇒, ENGINE: Isuzu	AVX10X950 AVX13X875 AVX13X925
1.8	09/88-10/90	18SV, C18NZ	66	1796	CT720 CT720WP1 CT866 CT866K1	ALT, FOR ALT: 90A, ⇒08/1990 PS, (AC) PS ALT, FOR ALT: 70A ALT, FOR ALT: 90A, 09/1990⇒ AC CA, ⇒MTR-NO (14/25)142838 CA, ⇒MTR-NO 14142838 CA, MTR-NO (14/25)142839⇒ CA, MTR-CODE: C18NZ, MTR-NO 14142839⇒	AVX10X1000 AVX10X690 AVX10X800 AVX10X925 AVX10X940 AVX13X875
1.8 i KAT	03/90-11/95	C18NZ	66	1796	CT720 CT720WP1 CT866 CT866K1	ALT, FOR ALT: 90A, ⇒08/1990 PS, (AC) PS ALT, FOR ALT: 70A ALT, FOR ALT: 90A, 09/1990⇒ AC CA, ⇒MTR-NO (14/25)142838 CA, ⇒MTR-NO 14142838 CA, MTR-NO (14/25)142839⇒ CA, MTR-NO 14142839⇒	AVX10X1000 AVX10X690 AVX10X800 AVX10X925 AVX10X940 AVX13X875
2.0 i	09/88-10/92	20NE	85	1998	CT720 CT720WP1 CT866	ALT, FOR ALT: 90A, ⇒08/1990 PS, (AC) PS ALT, FOR ALT: 70A ALT, FOR ALT: 90A, 09/1990⇒ AC CA, ⇒MTR-NO (14/25)142838 CA, ⇒MTR-NO 14142838 CA, MTR-NO (14/25)142839⇒	AVX10X1000 AVX10X690 AVX10X800 AVX10X925 AVX10X940 AVX13X875
2.0 i 16V	09/93-11/95	X20XEV	100	1998	CT870 CT870K1 CT870WP2	ALT ALT, AC CA CA CA	6PK1725 6PK1900
	09/88-11/95	C20XE	110			ALT, PS, 09/1992⇒	6PK1725





## VAUXHALL

### CAVALIER Mk III CC

						ALT, PS, AC, 09/1992⇒ ALT, FOR ALT: 90A, ⇒08/1990 PS, (AC), ⇒08/1992 PS, ⇒08/1992 ALT, FOR ALT: 70A, ⇒08/1992 ALT, FOR ALT: 90A, ⇒08/1992 AC, ⇒08/1992 CA, ⇒MTR-NO (14/25)142838 CA, ⇒MTR-NO 14142838 CA, MTR-NO (14/25)142839⇒ CA, MTR-NO 14142839⇒	6PK1900 AVX10X1000 AVX10X690 AVX10X788 AVX10X913 AVX10X940 AVX13X875
2.0 i 16V 4x4	01/92-11/93	C20XE	110	1998	CT724 CT724K1 CT871 CT871K1	ALT, PS, 09/1992⇒ ALT, PS, AC, 09/1992⇒ PS, (AC), ⇒08/1992 PS, ⇒08/1992 ALT, FOR ALT: 70A, ⇒08/1992 ALT, FOR ALT: 90A, ⇒08/1992 AC, ⇒08/1992 CA, ⇒MTR-NO (14/25)142838 CA, ⇒MTR-NO 14142838 CA, MTR-NO (14/25)142839⇒ CA, MTR-NO 14142839⇒	6PK1725 6PK1900 AVX10X690 AVX10X788 AVX10X913 AVX10X940 AVX13X875
2.0 i KAT	09/90-11/95	C20NE	85	1998	CT720 CT720WP1 CT866 CT866K1	ALT, (PS), 09/1992⇒ ALT, PS, AC PS, ⇒08/1992 ALT, ⇒08/1992 ALT, (PS), ⇒08/1992 CA, ⇒MTR-NO (14/25)608700, ⇒12/1992 CA, ⇒MTR-NO 14608700, ⇒12/1992 CA, MTR-NO (14/25)608701⇒, 01/1993⇒ CA, MTR-NO 14608701⇒	6PK1725 6PK1900 AVX10X788 AVX10X925 AVX10X925
2.0 SRi	09/88-09/92	20SEH	95	1998	CT720 CT720WP1 CT866	ALT, PS, 09/1992⇒ ALT, PS, AC, 09/1992⇒ ALT, FOR ALT: 90A, ⇒08/1990 PS, (AC) PS, ⇒08/1992 ALT, FOR ALT: 70A, ⇒08/1992 ALT, FOR ALT: 90A, ⇒08/1992 AC, ⇒08/1992 CA, ⇒MTR-NO (14/25)142838 CA, ⇒MTR-NO 14142838 CA, MTR-NO (14/25)142839⇒	6PK1725 6PK1900 AVX10X1000 AVX10X690 AVX10X800 AVX10X925 AVX10X940 AVX13X875
2.5 V6	09/88-06/94	C25XE	125	2498	CT884 CT884K1	ALT, PS ALT, PS, AC, 08/1993⇒ ALT, PS, AC, ⇒08/1993 CA CA	6PK1900 6PK2020 6PK2260
<b>CHEVETTE</b> 1300	03/75-12/85	13N 13S	39 42	1256		ALT ALT	AVX10X940 AVX10X940
<b>CHEVETTE CC</b> 1300	03/75-12/85	13N 13S	39 42	1256		ALT, FAN, 2X ALT, FAN, 2X	AVX10X950 AVX10X950
<b>CHEVETTE Estate</b> 1.2 1300	09/76-12/85 09/76-12/85	13N 13S	39 42	1256 1256		ALT ALT	AVX10X940 AVX10X940
<b>COMBO Mk I (B)</b> 1.2	07/94-10/01	X12SZ, C12NZ	33	1195	CT874 CT874K1 CT874WP2	ALT, PS ALT CA CA CA	6PK1460 AVX10X925
1.4	07/94-10/01	C14NZ	44	1389	CT874 CT874K1 CT874WP2	ALT, PS ALT, PS, AC ALT CA CA CA	6PK1460 6PK1800 AVX10X925
		C14SE	60		CT874 CT874K1 CT874WP2	ALT, PS ALT, PS, AC ALT CA CA CA	6PK1460 6PK1800 AVX10X925
1.7 D	07/94-10/01	17D (4EE1), X17D (4EE1)	44	1686	CT748	PS ALT, AC ALT CA	AVX10X950 AVX13X915 AVX13X925



VAUXHALL

## VAUXHALL

### COMBO Mk I (B)

					<b>CT748K5</b>	CA, ENGINE: Isuzu, ⇨CH-NO R39....., R49....., R69.....	
					<b>CT748K6</b>	CA, ENGINE: Isuzu, CH-NO S30.....⇨, S40.....⇨, S60.....⇨	

### COMBO Mk II (C) Kasten/Kombi (F25)

1.3 CDTI 16V	10/05-11/11	Z13DTJ	55	1248		ALT, (-AC) ALT, (AC) ALT, (Denso), FOR ALT: 70A, OE-NO 13256930	<b>6PK1180</b> <b>6PK1318</b> <b>AP9035</b>
1.4 i 16V	01/04-11/11	Z14XEP	66	1364		ALT, (-AC) ALT, (AC)	<b>5PK1230</b> <b>5PK1370</b>
1.7 CDTI 16V	12/04-11/11	Z17DTH	74	1686		ALT, PS, (-AC) ALT, PS, (-AC), MTR-CODE: Z17DTH ALT, PS, AC ALT, PS, AC, MTR-CODE: Z17DTH ONLY WITH VD1068 ALT, (Delco Remy), FOR ALT: 100A, OE-NO 97369507, 97369508, FOR ALT: 110A, OE-NO 93175799, 93175944, 97189113, 97363833, 98056440 ALT, (Hitachi), FOR ALT: 100A, OE-NO 97355198, FOR ALT: 110A, OE-NO 97363832, 98056439	<b>6PK1275</b> <b>6PK1275D1</b> <b>6PK1600</b> <b>6PK1600D1</b> <b>MS31</b> <b>AP9044</b>  <b>AP9044</b>  <b>VD1068</b>
					<b>CT1014</b> <b>CT1014K2</b>	CA, MTR-CODE: Z17DTH CA, MTR-CODE: Z17DTH	
1.7 DI 16V	09/01-11/11	Y17DTL	48	1686		ALT, (-AC) ALT, (AC)	<b>6PK1250</b> <b>6PK1590</b>
					<b>CT1014</b> <b>CT1014K2</b> <b>CT1014K3</b>	CA CA, MTR-NO 328705⇨ CA, ⇨MTR-NO 328704	
1.7 DTI 16V	10/01-11/11	Y17DT	55	1686		ALT, (-AC) ALT, (AC)	<b>6PK1250</b> <b>6PK1590</b>
					<b>CT1014</b> <b>CT1014K2</b> <b>CT1014K3</b>	CA CA, MTR-NO 328705⇨ CA, ⇨MTR-NO 328704	

### CORSA Mk I (B)

1.0 i 12V	11/96-09/00	X10XE	40	973		ALT, PS ALT, PS, AC	<b>5PK1230</b> <b>5PK1360</b>
1.2 i	03/93-09/00	X12SZ, C12NZ	33	1195		ALT, PS, 09/1992⇨ ALT, PS, AC ALT CA CA CA	<b>6PK1460</b> <b>6PK1800</b> <b>AVX10X913</b>
					<b>CT874</b> <b>CT874K1</b> <b>CT874WP2</b>		
1.2 i 16V	03/98-09/00	X12XE	48	1199		ALT, (-AC) ALT, PS, AC	<b>5PK1230</b> <b>5PK1360</b>
1.4 i	03/93-09/00	C14NZ, X14SZ	44	1389		ALT, PS, 09/1992⇨ ALT, PS, AC ALT CA CA CA	<b>6PK1460</b> <b>6PK1800</b> <b>AVX10X913</b>
					<b>CT874</b> <b>CT874K1</b> <b>CT874WP2</b>		
1.4 i 16V	09/94-09/00	X14XE	66	1389		ALT, PS, MTR-CODE: X14XE ALT, PS, AC, MTR-CODE: X14XE ALT, MTR-CODE: X14XE CA, MTR-CODE: X14XE CA, MTR-CODE: X14XE CA, MTR-CODE: X14XE	<b>6PK1530</b> <b>6PK1800</b> <b>6PK894</b>
					<b>CT873</b> <b>CT873K1</b> <b>CT873WP4</b>		
1.4 i S	03/93-09/00	C14SE	60	1389		ALT, PS, 09/1992⇨ ALT, PS, AC ALT CA CA CA	<b>6PK1460</b> <b>6PK1800</b> <b>AVX10X913</b>
					<b>CT874</b> <b>CT874K1</b> <b>CT874WP2</b>		
1.5 D	03/93-09/00	15D	37	1488		ALT CA CA, ENGINE: Isuzu	<b>AVX13X875</b>
					<b>CT748</b> <b>CT748K4</b>		
1.5 TD	03/93-10/96	15DT (T4EC1), X15DT (T4EC1)	49	1488		PS ALT, AC ALT CA CA, ENGINE: Isuzu	<b>AVX10X950</b> <b>AVX13X915</b> <b>AVX13X925</b>
					<b>CT748</b> <b>CT748K4</b>		
1.6 GSI 16V	03/93-09/00	C16XE	80	1598		ALT, PS ALT, AC ALT CA CA	<b>6PK1530</b> <b>6PK1800</b> <b>6PK894</b>
					<b>CT873</b> <b>CT873K1</b>		





## VAUXHALL

CORSA Mk I (B)								
↩	1.6 i 16V	09/94-09/00	X16XE	78	1598	<b>CT873WP4</b> CA	ALT, PS ALT, PS, AC ALT CA CA CA	<b>6PK1460</b> <b>6PK1800</b> <b>AVX10X913</b>
	1.7 D	02/96-09/00	17D (4EE1), X17D (4EE1)	44	1686	<b>CT873</b> <b>CT873K1</b> <b>CT873WP4</b>	PS PS PS, (AUTOM) ALT AC CA, ⇒MTR-NO 855 805, ENGINE: Isuzu CA, MTR-NO 855 806⇒, ENGINE: Isuzu CA	<b>3PK690</b> <b>AVX10X813</b> <b>AVX10X825</b> <b>AVX10X913</b> <b>AVX13X875</b>
CORSA Mk II (C) (W5L, F08)								
	1.0 12V	09/00-10/03	Z10XE	43	973		ALT ALT, AC	<b>5PK1230</b> <b>5PK1360</b>
		11/03-10/06	Z10XEP	44	998		ALT ALT, AC	<b>5PK1230</b> <b>5PK1355</b>
	1.2 16V	09/00-10/06	Z12XE	55	1199		ALT ALT, AC	<b>5PK1230</b> <b>5PK1360</b>
	1.3 CDTI 16V	08/00-09/06	Z13DT	52	1248		ALT ALT, AC ALT, (Valeo), FOR ALT: 100A, OE-NO 13283344, 13256929 ALT, (Denso), FOR ALT: 100A, OE-NO 13243463	<b>6PK1180</b> <b>6PK1318</b> <b>AP9035</b>
	1.4 16V	09/00-10/06	Z14XE	66	1389	<b>CT975</b> <b>CT975K3</b> <b>CT975WP1</b> <b>CT975WP3</b>	ALT, (AC) ALT, (-AC) CA CA CA, MTR-NO 02MZ5254⇒, 20U75999⇒ CA, ⇒MTR-NO 02MZ5253, 20U75998	<b>5PK1212</b> <b>5PK940</b>
	1.7 CDTI 16V	08/00-09/06	Z17DTH	74	1686		ALT, PS, (-AC) ALT, PS, (-AC), MTR-CODE: Z17DTH ALT, PS, AC ALT, PS, AC, MTR-CODE: Z17DTH ONLY WITH VD1068 ALT, (Delco Remy), FOR ALT: 100A, OE-NO 97369507, 97369508, FOR ALT: 110A, OE-NO 93175799, 93175944, 97189113, 97363833, 98056440 ALT, (Hitachi), FOR ALT: 100A, OE-NO 97355198, FOR ALT: 110A, OE-NO 97363832, 98056439	<b>6PK1275</b> <b>6PK1275D1</b> <b>6PK1600</b> <b>6PK1600D1</b> <b>MS31</b> <b>AP9044</b>
						<b>CT1014</b> <b>CT1014K2</b>	CA, MTR-CODE: Z17DTH CA, MTR-CODE: Z17DTH	<b>VD1068</b>
	1.7 DI 16V	08/00-09/06	Y17DTL	48	1686	<b>CT1014</b> <b>CT1014K2</b> <b>CT1014K3</b>	ALT, (-AC) ALT, (AC) CA CA, MTR-NO 328705⇒ CA, ⇒MTR-NO 328704	<b>6PK1250</b> <b>6PK1590</b>
	1.7 DTI 16V	08/00-09/06	Y17DT	55	1686	<b>CT1014</b> <b>CT1014K2</b> <b>CT1014K3</b>	ALT, (-AC) ALT, (AC) CA CA, MTR-NO 328705⇒ CA, ⇒MTR-NO 328704	<b>6PK1250</b> <b>6PK1590</b>
	1.8 16V	08/00-09/06	Z18XE	92	1796	<b>CT975</b> <b>CT975K3</b> <b>CT975WP2</b>	ALT, (AC) ALT, (-AC) CA CA CA	<b>5PK1212</b> <b>5PK940</b>
CORSA Mk III (D) (L_8)								
	1.0	11/06-	Z10XEP, A10XEP	44	998		ALT, (-AC) ALT, (AC)	<b>5PK1230</b> <b>5PK1355</b>
	1.2	11/06-	Z12XEP	59	1229		ALT, (-AC) ALT, (AC)	<b>5PK1230</b> <b>5PK1355</b>
	1.3 CDTI	11/06-	Z13DTJ, A13DTC	55	1248		ALT, (-AC) ALT, (AC) ALT, (Bosch), FOR ALT: 100A, OE-NO 0 124 225 063	<b>6PK1180</b> <b>6PK1318</b> <b>AP9035</b>
			Z13DTH	66			ALT, (-AC) ALT, (AC) ALT, (Bosch), FOR ALT: 100A, OE-NO 0 124 225 063	<b>6PK1180</b> <b>6PK1318</b> <b>AP9035</b>
			A13DTE, Z13D	70			ALT, (Bosch), FOR ALT: 100A, OE-NO 0	<b>AP9035</b>







## VAUXHALL

### CORSA Mk III (D) (L\_8)

		TE, Z13DTR				124 225 063, MTR-CODE: Z 13 DTH, A 13 DTE	
1.4	07/06-	Z14XEP	66	1364		ALT, (-AC) ALT, (AC)	5PK1230 5PK1370
1.6 VXR	02/07-	Z16LER, A16LER	141	1598		ALT, (-AC) ALT, (AC)	5PK1450 5PK1546 VD1106
					<b>CT1077</b> <b>CT1077K1</b> <b>CT1077WP1</b>	CA CA CA	
1.7 CDTI	11/06-	A17DTR	92	1686		ALT, (-AC) ALT, (AC) ALT, (Delco Remy), FOR ALT: 100A, OE-NO 98042872, FOR ALT: 140A, OE-NO 98042873	6PK1250 6PK1613 AP9044
					<b>CT1014</b> <b>CT1014K5</b>	CA CA	
		A17DTS	96			ALT, (Delco Remy), FOR ALT: 100A, OE-NO 98042872, FOR ALT: 140A, OE-NO 98042873	AP9044

### CORSAVAN Mk I (B)

1.4 i	01/94-09/00	C14NZ	44	1389		ALT, PS ALT, PS, AC ALT	6PK1460 6PK1800 AVX10X913
					<b>CT874</b> <b>CT874K1</b> <b>CT874WP2</b>	CA CA CA	
1.7 D	01/94-09/00	17D (4EE1), X17D (4EE1)	44	1686		PS PS PS, (AUTOM) ALT AC	3PK690 AVX10X813 AVX10X825 AVX10X913 AVX13X875
					<b>CT748K5</b> <b>CT748K6</b> <b>CT871</b>	CA, ⇨MTR-NO 855 805, ENGINE: Isuzu CA, MTR-NO 855 806⇨, ENGINE: Isuzu CA	

### CORSAVAN Mk II (C)

1.2 16V	09/00-06/06	Z12XE	55	1199		ALT ALT, AC	5PK1230 5PK1360
1.3 CDTI 16V	04/04-06/06	Z13DT	52	1248		ALT ALT, AC ALT, (Valeo), FOR ALT: 100A, OE-NO 13283344, 13256929 ALT, (Denso), FOR ALT: 100A, OE-NO 13243463	6PK1180 6PK1318 AP9035 AP9035
1.7 DI 16V	09/00-06/06	Y17DTL	48	1686		ALT, (-AC) ALT, (AC)	6PK1250 6PK1590
					<b>CT1014</b> <b>CT1014K2</b> <b>CT1014K3</b>	CA CA, MTR-NO 328705⇨ CA, ⇨MTR-NO 328704	
1.7 DTI 16V	09/00-06/06	Y17DT	55	1686		ALT, (-AC) ALT, (AC)	6PK1250 6PK1590
					<b>CT1014</b> <b>CT1014K2</b> <b>CT1014K3</b>	CA CA, MTR-NO 328705⇨ CA, ⇨MTR-NO 328704	

### CORSAVAN Mk III (D)

1.3 CDTI	07/06-	Z13DTJ	55	1248		ALT, (Bosch), FOR ALT: 100A, OE-NO 0 124 225 063	AP9035
		Z13DTH	66			ALT, (Bosch), FOR ALT: 100A, OE-NO 0 124 225 063	AP9035
		Z13DTE	70			ALT, (Bosch), FOR ALT: 100A, OE-NO 0 124 225 063	AP9035

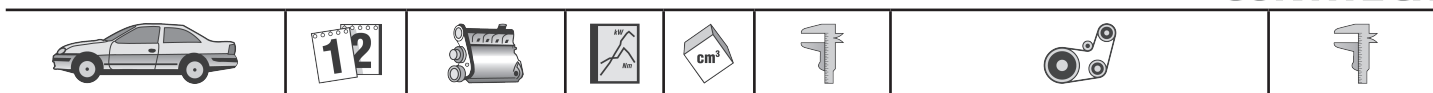
### FIRENZA Coupe 2300

	01/72-10/74		81	2279		ALT, CH-NO DY100001⇨ ALT, CH-NO CY101001⇨, ⇨CH-NO CY199999	AVX10X888 AVX10X913
					<b>CT719</b>	CA	
	10/74-10/75		97			ALT, CH-NO DY100001⇨ ALT, CH-NO CY101001⇨, ⇨CH-NO CY199999	AVX10X888 AVX10X913
					<b>CT719</b>	CA	

### FRONTERA Mk I (A)

2.2 i	03/95-10/98	X22XE	100	2198		ALT ALT, AC	6PK1715 6PK2050
					<b>CT924</b> <b>CT924K1</b>	CA CA	
2.3 TD	03/92-10/98	23DTR	74	2260		PS ALT	AVX10X825 AVX10X900
2.4 i	03/92-10/98	C24NE	92	2410		PS	AVX10X825





## VAUXHALL

FRONTERA Mk I (A)							
						ALT, FOR ALT: 90A	AVX10X875
						ALT	AVX10X888
2.5 TDS	09/96-10/98	25TDS (VM41B)	85	2499		ALT	8PK2188
2.8 TD	03/95-10/98	28TDI (4JB1T)	83	2771		PS, ⇨12/1996	AVX13X1450
						AC, ⇨12/1996	AVX13X1525
					CT508	CA	
					CT508K1	CA	
FRONTERA Mk I (A) Sport							
2.0 i	03/92-10/98	C20NE, X20SE	85	1998		ALT	AVX10X1000
						ALT, FOR ALT: 90A	AVX10X1025
						PS	AVX10X788
					CT720	CA, ⇨MTR-NO (14/25)142838, ⇨12/1992	
					CT866	CA, MTR-NO (14/25)142839⇨, 01/1993⇨	
					CT866K1	CA	
2.5 TDS	09/96-10/98	25TDS (VM41B)	85	2499		ALT	8PK2188
2.8 TD	03/95-08/96	28TDI (4JB1T)	83	2771		PS	AVX13X1450
						AC	AVX13X1525
					CT508	CA	
					CT508K1	CA	
FRONTERA Mk II (B)							
2.2 DTI	10/98-09/04	X22DTH, Y22DTH	85	2171		ONLY WITH VD1031	MS03
							VD1031
2.2 i	10/98-10/04	X22SE, Y22SE	100	2198		ALT	6PK1725
					CT924	ALT, AC	6PK1850
					CT924K1	CA	
						CA	
3.2 i	10/98-10/04	6VD1, Y32NE	151	3165		ALT, (-AC)	6PK2040
						ALT, (AC)	6PK2285
					CT852	CA	
INSIGNIA							
1.6 Turbo	01/09-	A16LET	132	1598		ALT, (-AC)	6PK1453
						ALT, (AC)	6PK1555
					CT1077	CA	
					CT1077K1	CA	
					CT1077WP1	CA	
1.8	07/08-	A18XER	103	1796		ALT, (-AC)	6PK1453
						ALT, (AC)	6PK1555
					CT1077	CA	
					CT1077K1	CA	
					CT1077WP1	CA	
2.0 CDTI	07/08-	A20DTJ	96	1956		ALT	6PK1900
					CT1105	CA	
					CT1105K1	CA	
					CT1105WP1	CA	
		A20DTH	118			ALT	6PK1900
					CT1105	CA	
					CT1105K1	CA	
					CT1105WP1	CA	
2.0 Turbo	07/08-	A20NHT	162	1998		ALT	6PK1893
2.0 Turbo 4x4	07/08-	A20NHT	162	1998		ALT	6PK1893
2.8 V6 Turbo 4x4	07/08-	A28NET	191	2792		ALT	6PK2390
INSIGNIA Sedan							
1.6	07/08-	A16XER	85	1598		ALT, (-AC)	6PK1453
						ALT, (AC)	6PK1555
					CT1077	CA	
					CT1077K1	CA	
					CT1077WP1	CA	
1.6 Turbo	01/09-	A16LET	132	1598		ALT, (-AC)	6PK1453
						ALT, (AC)	6PK1555
					CT1077	CA	
					CT1077K1	CA	
					CT1077WP1	CA	
1.8	07/08-	A18XER	103	1796		ALT, (-AC)	6PK1453
						ALT, (AC)	6PK1555
					CT1077	CA	
					CT1077K1	CA	
					CT1077WP1	CA	
2.0 CDTI	07/08-	A20DTC	81	1956		ALT	6PK1900
					CT1105	CA	
					CT1105K1	CA	
					CT1105WP1	CA	
		A20DTJ	96			ALT	6PK1900
					CT1105	CA	
					CT1105K1	CA	
					CT1105WP1	CA	
		A20DTH	118			ALT	6PK1900
					CT1105	CA	
					CT1105K1	CA	



VAUXHALL

## VAUXHALL

### INSIGNIA Sedan

					CT1105WP1	CA	
2.0 Turbo	07/08-	A20NHT	162	1998		ALT	6PK1893
2.0 Turbo 4x4	07/08-	A20NHT	162	1998		ALT	6PK1893
2.8 V6 Turbo 4x4	07/08-	A28NET	191	2792		ALT	6PK2390

### INSIGNIA SPORTS TOURER

1.6 Turbo	01/09-	A16LET	132	1598	CT1077 CT1077K1 CT1077WP1	ALT, (-AC) ALT, (AC) CA CA CA	6PK1453 6PK1555
1.8	07/08-	A18XER	103	1796	CT1077 CT1077K1 CT1077WP1	ALT, (-AC) ALT, (AC) CA CA CA	6PK1453 6PK1555
2.0 CDTi	07/08-	A20DTJ	96	1956	CT1105 CT1105K1 CT1105WP1	ALT CA CA CA	6PK1900
		A20DTH	118		CT1105 CT1105K1 CT1105WP1	ALT CA CA CA	6PK1900
2.0 Turbo	07/08-	A20NHT	162	1998		ALT	6PK1893
2.0 Turbo 4x4	07/08-	A20NHT	162	1998		ALT	6PK1893
2.8 V6 Turbo	08/08-	A28NET	191	2792		ALT	6PK2390

### MAGNUM

1.8	01/73-01/81		65	1759	CT719	ALT, ⇨12/1978 CA, ⇨12/1978	AVX10X888
1800	01/73-10/77		57	1759	CT719	ALT, 10/1973⇨ CA	AVX10X888
2.3	01/73-01/81		81	2279	CT719	ALT, ⇨12/1978 CA, ⇨12/1978	AVX10X888

### MAGNUM Coupe

2300	01/73-10/75		81	2279	CT719	ALT, 10/1973⇨ CA	AVX10X888
------	-------------	--	----	------	-------	---------------------	-----------

### MAGNUM Estate

1.8	01/73-01/81		65	1759	CT719	ALT, ⇨12/1978 CA, ⇨12/1978	AVX10X888
1800	01/73-10/77		57	1759	CT719	ALT, 10/1973⇨ CA	AVX10X888
2.3	01/73-01/81		81	2279	CT719	ALT, ⇨12/1978 CA, ⇨12/1978	AVX10X888

### MERIVA Mk I (A)

1.3 CDTi	01/03-10/09	Z13DTJ	55	1248		ALT, (-AC) ALT, (AC) ALT, (Valeo), FOR ALT: 70A, OE-NO 13117278	6PK1180 6PK1318 AP9035
1.4 16V Twinport	01/03-10/09	Z14XEP	66	1364		ALT, (-AC) ALT, (AC), ⇨CH-NO 44001048 ALT, (AC), CH-NO 44001049⇨	5PK1230 5PK1355 5PK1370
1.6 i	01/03-10/09	Z16SE	64	1598	CT874 CT874K1 CT874WP1	ALT, AC ALT, (-AC) CA CA, MTR-CODE: Z16SE CA, MTR-CODE: Z16SE	5PK1212 5PK940
1.6 i 16V	01/03-10/09	Z16XE	74	1598	CT975 CT975K3 CT975WP1	ALT, (AC) ALT, (-AC) CA CA CA	5PK1212 5PK940
1.6 i 16V Twinport	01/03-10/09	Z16XEP	77	1598	CT1077 CT1077K1 CT1077WP1	ALT, (-AC) ALT, AC CA, MTR-CODE: Z16XEP, Z16LET CA CA	5PK1450 5PK1546 VD1106
1.6 Turbo	05/06-06/10	Z16LET	132	1598	CT1077 CT1077K1 CT1077WP1	ALT, (-AC) ALT, AC CA, MTR-CODE: Z16XEP, Z16LET CA CA	5PK1450 5PK1546 VD1106
1.7 CDTi	08/06-06/10	Z17DTR	92	1686		ALT, (-AC) ALT, (AC) ALT, (Delco Remy), FOR ALT: 100A, OE-NO 98031154, FOR ALT: 140A, OE-NO 98031155	6PK1250 6PK1590 AP9044





## VAUXHALL

MERIVA Mk I (A)							
					<b>CT1014</b> <b>CT1014K5</b>	CA CA	
1.7 CDTI 16V	09/03-08/05	Z17DTH	74	1686		ALT, (-AC) ALT, PS, (-AC), MTR-CODE: Z17DTH ALT, (AC) ALT, PS, AC, MTR-CODE: Z17DTH ONLY WITH VD1068 ALT, (Delco Remy), FOR ALT: 100A, OE-NO 97369507, 97369508, FOR ALT: 110A, OE-NO 93175799, 93175944, 97189113, 97363833, 98056440 ALT, (Hitachi), FOR ALT: 100A, OE-NO 97355198, FOR ALT: 110A, OE-NO 97363832, 98056439	<b>6PK1275</b> <b>6PK1275D1</b> <b>6PK1600</b> <b>6PK1600D1</b> <b>MS31</b> <b>AP9044</b>  <b>AP9044</b>  <b>VD1068</b>
					<b>CT1014</b> <b>CT1014K2</b>	CA, MTR-CODE: Z17DTH CA, MTR-CODE: Z17DTH	
1.8 i 16V	05/03-08/05	Z18XE	92	1796		ALT, (AC) ALT, (-AC)	<b>5PK1212</b> <b>5PK940</b>
					<b>CT975</b> <b>CT975K3</b> <b>CT975WP2</b>	CA CA CA	
MERIVA Mk II (B)							
1.3 CDTi	06/10-	A13DTE	70	1248		ALT, (Bosch), FOR ALT: 100A, OE-NO 0 124 225 063	<b>AP9035</b>
1.3 CDTI	06/10-	A13DTC	55	1248		ALT, (Bosch), FOR ALT: 100A, OE-NO 0 124 225 063	<b>AP9035</b>
MIDI II							
2.4 TD	09/94-08/97	4FG1T	56	2380		PS ALT, (PS) ALT, (-PS)	<b>AVX10X666</b> <b>AVX13X1000</b> <b>AVX13X1025</b>
					<b>CT516</b>	CA	
2.4 TD 4x4	01/94-07/96	4FG1T	56	2389		PS ALT, (PS) ALT, (-PS)	<b>AVX10X666</b> <b>AVX13X1000</b> <b>AVX13X1025</b>
					<b>CT516</b>	CA	
MONTEREY							
3.1 TD	09/91-07/98	4JG2TC	84	3059		PS PS, AC	<b>AVX13X1450</b> <b>AVX13X1525</b>
					<b>CT508</b> <b>CT508K1</b>	CA CA	
3.2	06/92-07/98	6VD1	130	3165		AC ALT PS	<b>4PK815</b> <b>4PK962</b> <b>AVX10X1025</b>
					<b>CT844</b>	CA	
MONTEREY Mk II							
3.0 DTI	07/98-08/99	4JX1	117	2999	<b>CT1082</b>	CA	
MOVANO Mk I (A) Chassis/Cab (ED, UD, HD)							
2.2 DTI	09/00-05/10	G9T720, G9T750, G9T722	66	2188		ALT, (-AC) ALT, (AC)	<b>6PK1153</b> <b>6PK1795</b>
					<b>CT1046</b> <b>CT1046K1</b>	CA CA	
2.5 CDTI	04/04-05/10	G9U754, G9U650	74	2463		ALT, (-AC), (-PTO) ALT, (AC), (PTO), OE-NO 4418675, 93195485 ALT, (AC), (PTO), OE-NO 4434612, 8200778717	<b>7PK1113</b> <b>7PK1795</b>  <b>7PK1834</b>
					<b>CT1046</b> <b>CT1046K1</b>	CA CA	
	08/06-05/10	G9U650, G9U632	88			ALT, (-AC), (-PTO) ALT, (AC), (PTO), OE-NO 4418675, 93195485 ALT, (AC), (PTO), OE-NO 4434612, 8200778717	<b>7PK1113</b> <b>7PK1795</b>  <b>7PK1834</b>
					<b>CT1046</b> <b>CT1046K1</b>	CA CA	
		G9U632	107			ALT, (-AC), (-PTO) ALT, (AC), (PTO), OE-NO 4418675, 93195485 ALT, (AC), (PTO), OE-NO 4434612, 8200778717	<b>7PK1113</b> <b>7PK1795</b>  <b>7PK1834</b>
					<b>CT1046</b> <b>CT1046K1</b>	CA CA	
2.5 D	10/98-09/00	S8U770	59	2499		AC ALT, ⇒MTR-NO 3053818 ALT, MTR-NO 3053819⇒	<b>5PK1200</b> <b>6PK858</b> <b>6PK875</b>
					<b>CT1038</b> <b>CT1038K1</b>	CA CA	



VAUXHALL

## VAUXHALL

### MOVANO Mk I (A) Chassis/Cab (ED, UD, HD)

↩ 2.5 DTI	10/01-05/10	G9U720, G9U724, G9U754	84	2463	CT1046 CT1046K1	ALT, (-AC)	6PK1153
						ALT, (AC)	6PK1795
2.8 DTI	10/98-10/01	S9W702	84	2799	CT1034 CT1034K1	CA	
						CA	
3.0 DTi	10/03-05/10	ZD3202	100	2953	ALT	AC	5PK1200
						ALT, WP, ⇒MTR-NO 3053818	6PK844
						ALT, WP, MTR-NO 3053819⇒	6PK850

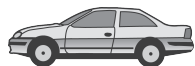
### MOVANO Mk I (A) Combi (JD)

↩ 1.9 DTI	09/00-10/01	F9Q770	59	1870	CT1026 CT1026K1 CT1026K2	CA	
	10/01-05/10	F9Q774	60			ALT, (-AC)	5PK1125
						ALT, (AC)	6PK1795
						ALT, (Valeo), FOR ALT: 125A, OE-NO 93160665, 93161425, 93189523, (AC)	AP9039
						ALT, (-AC)	AP9043
						CA	
						CA	
						CA	
						CA	
2.2 DTI	09/00-05/10	G9T720, G9T750	66	2188	CT1046 CT1046K1	ALT, (-AC), ⇒09/2003	6PK1153
						ALT, (AC), ⇒09/2003	6PK1795
						ALT, (-AC), (-PTO), 10/2003⇒, OE-NO 4416361	7PK1104
						ALT, (-AC), (-PTO), 10/2003⇒, OE-NO 4405275	7PK1145
						ALT, (AC), (PTO), 10/2003⇒	7PK1795
						CA	
						CA	
2.5 CDTI	10/01-08/09	G9U754, G9U650	74	2463	CT1046 CT1046K1	ALT, (-AC), (-PTO)	7PK1113
						ALT, (AC), (PTO), OE-NO 4418675, 93195485	7PK1795
						ALT, (AC), (PTO), OE-NO 4434612, 8200778717	7PK1834
						CA	
						CA	
2.5 D	02/03-08/09	G9U650, G9U632	88	2464	CT1046 CT1046K1	ALT, (-AC), (-PTO)	7PK1113
						ALT, (AC), (PTO), OE-NO 4418675, 93195485	7PK1795
						ALT, (AC), (PTO), OE-NO 4434612, 8200778717	7PK1834
						CA	
						CA	
2.5 DTI	08/06-05/10	G9U632	107		CT1046 CT1046K1	ALT, (-AC), (-PTO)	7PK1113
						ALT, (AC), (PTO), OE-NO 4418675, 93195485	7PK1795
						ALT, (AC), (PTO), OE-NO 4434612, 8200778717	7PK1834
						CA	
						CA	
2.5 D	10/98-09/00	S8U770	59	2499	CT1038 CT1038K1	AC	5PK1200
						ALT, ⇒MTR-NO 3053818	6PK858
						ALT, MTR-NO 3053819⇒	6PK875
						CA	
						CA	
2.5 DTI	10/01-08/09	G9U720, G9U750, G9U754	84	2463	CT1046 CT1046K1	ALT, (-AC), ⇒09/2003	6PK1153
						ALT, (AC), ⇒09/2003	6PK1795
						ALT, 10/2003⇒	7PK1795
						CA	
						CA	
2.8 DTI	10/98-10/01	S9W702	84	2799	CT1034 CT1034K1	AC	5PK1200
						ALT, WP, ⇒MTR-NO 3053818	6PK844
						ALT, WP, MTR-NO 3053819⇒	6PK850
						CA	
						CA	
3.0 DTi	10/03-05/10	ZD3200	100	2953	ALT	ALT	7PK1920

### MOVANO Mk I (A) Van (FD)

↩ 1.9 DTI	09/00-10/01	F9Q770	59	1870	CT1026 CT1026K1 CT1026K2	CA	
	10/01-05/10	F9Q774	60			ALT, (-AC)	5PK1125
						ALT, (AC)	6PK1795
						ALT, (Valeo), FOR ALT: 125A, OE-NO 93160665, 93161425, 93189523, (AC)	AP9039
						ALT, (-AC)	AP9043





## VAUXHALL

### MOVANO Mk I (A) Van (FD)

					CT1025 CT1025K1 CT1025WP1 CT1025WP2	CA CA CA CA	VD1101
2.2 DTI	09/00-05/10	G9T720, G9T750, G9T722	66	2188		ALT, (-AC), ⇒09/2003 ALT, (AC), ⇒09/2003 ALT, (-AC), (-PTO), 10/2003⇒, OE-NO 4416361 ALT, (-AC), (-PTO), 10/2003⇒, OE-NO 4405275 ALT, (AC), (PTO), 10/2003⇒	6PK1153 6PK1795 7PK1104 7PK1145 7PK1795
					CT1046 CT1046K1	CA CA	
2.5 CDTI	04/04-05/10	G9U754, G9U650	74	2463		ALT, (-AC), (-PTO) ALT, (AC), (PTO), OE-NO 4418675, 93195485 ALT, (AC), (PTO), OE-NO 4434612, 8200778717	7PK1113 7PK1795 7PK1834
					CT1046 CT1046K1	CA CA	
	08/06-05/10	G9U632	107	2464		ALT, (-AC), (-PTO) ALT, (AC), (PTO), OE-NO 4418675, 93195485 ALT, (AC), (PTO), OE-NO 4434612, 8200778717	7PK1113 7PK1795 7PK1834
		G9U650, G9U632	88			ALT, (-AC), (-PTO) ALT, (AC), (PTO), OE-NO 4418675, 93195485 ALT, (AC), (PTO), OE-NO 4434612, 8200778717	7PK1113 7PK1795 7PK1834
					CT1046 CT1046K1	CA CA	
2.5 D	10/98-09/00	S8U770	59	2499		AC ALT, ⇒MTR-NO 3053818 ALT, MTR-NO 3053819⇒	5PK1200 6PK858 6PK875
					CT1038 CT1038K1	CA CA	
2.5 DTI	10/01-05/10	G9U720, G9U750, G9U724, G9U754	84	2463		ALT, (-AC), ⇒09/2003 ALT, (AC), ⇒09/2003 ALT, 10/2003⇒	6PK1153 6PK1795 7PK1795
					CT1046 CT1046K1	CA CA	
2.8 TDI	10/98-10/01	S9W702	84	2799		AC ALT, WP, ⇒MTR-NO 3053818 ALT, WP, MTR-NO 3053819⇒	5PK1200 6PK844 6PK850
					CT1034 CT1034K1	CA CA	
3.0 DTi	10/03-05/10	ZD3202	100	2953		ALT	7PK1920
<b>NOVA</b>							
1.0	09/82-10/87	10S	33	993		ALT	AVX10X925
1.2 N	01/85-10/87	12NC, E12GV	33	1196		ALT	AVX10X925
1.2 S	09/82-10/87	12ST	40	1196		ALT ALT	AVX10X875 AVX10X913
					CT526	CA	
1.3 i	09/85-10/87	13NB	44	1297		ALT ALT	AVX10X875 AVX10X913
					CT504	CA	
1.3 S	09/82-10/87	13SB	51	1297		ALT ALT	AVX10X875 AVX10X913
					CT504	CA	
1.4 S	01/90-02/93	14NV	55	1389		ALT CA CA, MTR-NO 19307806⇒ CA, MTR-NO 19307806⇒	AVX10X913
					CT874 CT874K1 CT874WP2		
1.5 D	09/87-02/93	15D	37	1488		ALT CA	AVX13X875
					CT748 CT748K4	CA, ENGINE: Isuzu	
1.5 TD	01/90-02/93	15DT (T4EC1)	49	1488		ALT CA	AVX13X875
					CT748 CT748K4	CA, ENGINE: Isuzu	
<b>NOVA CC</b>							
1.0	05/83-03/93	10S	33	993		ALT	AVX10X925
1.2 i	01/85-10/89	12NC, E12GV	33	1196		ALT	AVX10X925
1.2 i KAT	09/89-03/93	C12NZ	33	1195		ALT	AVX10X913
					CT874	CA	


**VAUXHALL**
**VAUXHALL**

NOVA CC							
					<b>CT874K1</b> <b>CT874WP2</b>	CA CA	
1.2 N	01/90-03/93	12NV	38	1196		ALT ALT CA	<b>AVX10X875</b> <b>AVX10X913</b>
					<b>CT526</b>	PS ALT CA	<b>AVX10X763</b> <b>AVX10X950</b>
1.2 S	05/83-02/90	12ST	40	1196		PS ALT CA	<b>AVX10X763</b> <b>AVX10X950</b>
	01/88-02/90	12S, 12ST	43			ALT, OE-NO 90006259, 90169081 ALT, OE-NO 90183440, 90351803 CA	<b>AVX10X875</b> <b>AVX10X913</b>
					<b>CT526</b>	CA	
1.3 i	09/85-10/89	13NB	44	1297		ALT ALT CA	<b>AVX10X875</b> <b>AVX10X913</b>
					<b>CT504</b>	CA	
1.3 i KAT	09/89-03/93	C13N	44	1297		ALT ALT CA	<b>AVX10X875</b> <b>AVX10X913</b>
					<b>CT504</b>	CA	
1.3 S	05/83-10/89	13SB	51	1297		ALT ALT CA	<b>AVX10X875</b> <b>AVX10X913</b>
					<b>CT504</b>	CA	
1.4 i	01/90-03/93	C14NZ	44	1389		ALT, PS ALT, PS, AC ALT CA	<b>6PK1460</b> <b>6PK1800</b> <b>AVX10X913</b>
					<b>CT874</b> <b>CT874K1</b> <b>CT874WP2</b>	CA, MTR-NO 19311739⇒ CA, MTR-NO 19311739⇒	
1.4 i S	09/91-03/93	C14SE	60	1389		ALT, PS ALT, PS, AC ALT CA	<b>6PK1460</b> <b>6PK1800</b> <b>AVX10X913</b>
					<b>CT874</b> <b>CT874K1</b> <b>CT874WP2</b>	CA, MTR-NO 02122350⇒ CA, MTR-NO 02122350⇒	
1.4 S	01/90-03/93	14NV	55	1389		ALT, PS ALT CA, ⇒MTR-NO 19307805 CA, ⇒MTR-NO 19307805 CA, MTR-NO 19307806⇒ CA, MTR-NO 19307806⇒ CA, MTR-NO 19307806⇒	<b>5PK975</b> <b>AVX10X875</b>
					<b>CT558</b> <b>CT558WP1</b> <b>CT874</b> <b>CT874K1</b> <b>CT874WP2</b>		
1.5 D	09/87-03/93	15D	37	1488		ALT CA CA, ENGINE: Isuzu	<b>AVX13X875</b>
					<b>CT748</b> <b>CT748K4</b>		
1.5 TD	01/90-03/93	15DT (T4EC1)	49	1488		ALT CA CA, ENGINE: Isuzu	<b>AVX13X875</b>
					<b>CT748</b> <b>CT748K4</b>		
1.6 GSI	05/88-03/92	E16SE	74	1598		ALT, OE-NO 90169081, 90006259 ALT, OE-NO 90183440, 90351803, 90466255 CA, ⇒MTR-NO 02J22349 CA, ⇒MTR-NO 02J22349 CA, MTR-NO 02J22350⇒ CA, MTR-NO 02J22350⇒ CA, MTR-NO 02J22350⇒	<b>AVX10X875</b> <b>AVX10X913</b>
					<b>CT558</b> <b>CT558WP1</b> <b>CT874</b> <b>CT874K1</b> <b>CT874WP2</b>		
	09/89-03/93	C16SEI	72			ALT, OE-NO 90169081, 90006259 ALT, OE-NO 90183440, 90351803, 90466255 CA, ⇒MTR-NO 02J22349 CA, ⇒MTR-NO 02J22349 CA, MTR-NO 02J22350⇒ CA, MTR-NO 02J22350⇒ CA, MTR-NO 02J22350⇒	<b>AVX10X875</b> <b>AVX10X913</b>
					<b>CT558</b> <b>CT558WP1</b> <b>CT874</b> <b>CT874K1</b> <b>CT874WP2</b>		
1.6 GSI KAT	02/92-03/93	C16SE	74	1598		ALT, OE-NO 90169081, 90006259 ALT, OE-NO 90183440, 90351803, 90466255 CA, ⇒MTR-NO 02J22349 CA, ⇒MTR-NO 02J22349 CA, MTR-NO 02J22350⇒ CA, MTR-NO 02J22350⇒ CA, MTR-NO 02J22350⇒	<b>AVX10X875</b> <b>AVX10X913</b>
					<b>CT558</b> <b>CT558WP1</b> <b>CT874</b> <b>CT874K1</b> <b>CT874WP2</b>		
NOVAVAN							
1.2	01/90-10/94	12NV	38	1196		PS ALT CA	<b>AVX10X813</b> <b>AVX10X925</b>
					<b>CT871</b>	CA	
1.5 D	01/91-10/94	15D	37	1488		ALT CA CA, ENGINE: Isuzu	<b>AVX13X875</b>
					<b>CT748</b> <b>CT748K4</b>		
OMEGA (B)							
2.0	03/94-09/99	X20SE	85	1998		ALT	<b>6PK1725</b>





<b>VAUXHALL</b>						
<b>OMEGA (B)</b>						
					<b>CT866</b> <b>CT866K1</b>	ALT, AC CA CA <b>6PK1900</b>
2.0 16V	03/94-09/99	X20XEV	100	1998	<b>CT870</b> <b>CT870K1</b> <b>CT870WP2</b>	ALT ALT, AC CA CA CA <b>6PK1725</b> <b>6PK1900</b>
2.0 DTI 16V	01/98-09/00	X20DTH	74	1995		ONLY WITH VD1031 <b>MS03</b> <b>VD1031</b>
2.2 16V	01/94-06/03	Y22XE, Z22XE	106	2198	<b>CT924</b> <b>CT924K1</b>	ALT ALT, AC CA CA <b>6PK1725</b> <b>6PK1900</b>
2.2 DTI 16V	08/00-07/03	Y22DTH	88	2171		ALT, (-AC) ALT, (-AC) ALT, (AC) ALT, (AC) ONLY WITH VD1031 <b>6PK1800</b> <b>6PK1800D1</b> <b>6PK1900</b> <b>6PK1900D1</b> <b>MS03</b> <b>VD1031</b>
2.5 DTI 24V	09/01-07/03	Y25DT	110	2497		ALT, PS AC <b>5PK2020</b> <b>5PK830</b>
2.5 TD	04/94-02/01	X25DT, 25DT	96	2497		AC, ⇒CH-NO V1999999 AC, CH-NO W0000001⇒ ALT ALT ONLY WITH VD1025 <b>4PK780</b> <b>4PK800</b> <b>5PK1815</b> <b>5PK1815D1</b> <b>MS22</b> <b>VD1025</b>
2.5 V6	03/94-09/00	X25XE	125	2498	<b>CT884</b> <b>CT884K1</b> <b>CT990</b> <b>CT990K1</b> <b>CT990K2</b>	ALT, WP, PS ALT, WP, AC, PS, CH-NO S1059679⇒ ALT, WP, AC, PS, ⇒CH-NO S1059678 CA, ⇒08/1998, ⇒MTR-NO 08300418 CA, ⇒MTR-NO 08300418 CA, 09/1998⇒, MTR-NO 08300419⇒ CA, MTR-NO 08300419⇒, ⇒MTR-NO 08578511 CA, MTR-NO 08578512⇒ <b>6PK1900</b> <b>6PK2020</b> <b>6PK2260</b>
2.6 V6	08/00-07/03	Y26SE	132	2597	<b>CT990</b> <b>CT990K1</b> <b>CT990K2</b>	ALT, WP, PS ALT, WP, AC, PS CA CA, ⇒MTR-NO 08578511 CA, MTR-NO 08578512⇒ <b>6PK1900</b> <b>6PK2020</b>
3.0 V6	04/94-07/00	X30XE	155	2962	<b>CT884</b> <b>CT884K1</b> <b>CT990</b> <b>CT990K1</b> <b>CT990K2</b>	ALT, WP, PS ALT, WP, AC, PS, CH-NO S1059679⇒ ALT, WP, AC, PS, ⇒CH-NO S1059678 CA, ⇒08/1998, ⇒MTR-NO 08300418 CA, ⇒MTR-NO 08300418 CA, 09/1998⇒, MTR-NO 08300419⇒ CA, MTR-NO 08300419⇒, ⇒MTR-NO 08578511 CA, MTR-NO 08578512⇒ <b>6PK1900</b> <b>6PK2020</b> <b>6PK2260</b>
3.2 V6	02/01-07/03	Y32SE	160	3175	<b>CT990</b> <b>CT990K1</b> <b>CT990K2</b>	ALT, WP, PS ALT, WP, AC, PS CA CA, ⇒MTR-NO 08578511 CA, MTR-NO 08578512⇒ <b>6PK1900</b> <b>6PK2020</b>
<b>OMEGA (B) Estate</b>						
2.0	03/94-09/99	X20SE	85	1998	<b>CT866</b> <b>CT866K1</b>	ALT ALT, AC CA CA <b>6PK1725</b> <b>6PK1900</b>
2.0 16V	03/94-02/01	X20XEV	100	1998	<b>CT870</b> <b>CT870K1</b> <b>CT870WP2</b>	ALT ALT, AC CA CA CA <b>6PK1725</b> <b>6PK1900</b>
2.0 DTI 16V	01/98-09/00	X20DTH	74	1995		ONLY WITH VD1031 <b>MS03</b> <b>VD1031</b>
2.2 16V	02/94-06/03	Y22XE, Z22XE	106	2198	<b>CT924</b> <b>CT924K1</b>	ALT ALT, AC CA CA <b>6PK1725</b> <b>6PK1900</b>
2.2 DTI 16V	08/00-03/04	Y22DTH	88	2171		ALT, (-AC) ALT, (-AC) ALT, (AC) ALT, (AC) ONLY WITH VD1031 <b>6PK1800</b> <b>6PK1800D1</b> <b>6PK1900</b> <b>6PK1900D1</b> <b>MS03</b> <b>VD1031</b>

**VAUXHALL**





VAUXHALL

**VAUXHALL**

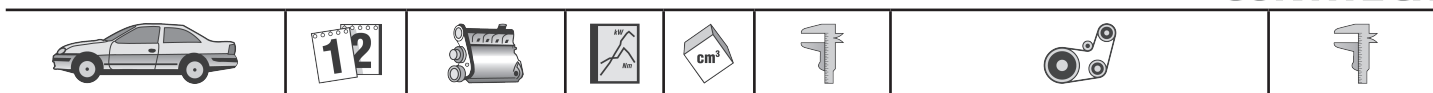
**OMEGA (B) Estate**  
↔ 2.5 DTI 24V

2.5 DTI 24V	09/01-03/04	Y25DT	110	2497		ALT, PS AC	5PK2020 5PK830
2.5 TD	04/94-02/01	X25DT, 25DT	96	2497		AC, ⇨CH-NO V1999999 AC, CH-NO W0000001⇨ ALT ALT ONLY WITH VD1025	4PK780 4PK800 5PK1815 5PK1815D1 MS22 VD1025
2.5 V6	03/94-09/00	X25XE	125	2498	CT884 CT884K1 CT990 CT990K1 CT990K2	ALT, WP, PS ALT, WP, AC, PS, CH-NO S1059679⇨ ALT, WP, AC, PS, ⇨CH-NO S1059678 CA, ⇨08/1998, ⇨MTR-NO 08300418 CA, ⇨MTR-NO 08300418 CA, 09/1998⇨, MTR-NO 08300419⇨ CA, MTR-NO 08300419⇨, ⇨MTR-NO 08578511 CA, MTR-NO 08578512⇨	6PK1900 6PK2020 6PK2260
2.6 V6	08/00-03/04	Y26SE	132	2597	CT990 CT990K1 CT990K2	ALT, WP, PS ALT, WP, AC, PS CA CA, ⇨MTR-NO 08578511 CA, MTR-NO 08578512⇨	6PK1900 6PK2020
3.0 V6	07/94-07/00	X30XE	155	2962	CT884 CT884K1 CT990 CT990K1 CT990K2	ALT, WP, PS ALT, WP, AC, PS, CH-NO S1059679⇨ ALT, WP, AC, PS, ⇨CH-NO S1059678 CA, ⇨08/1998, ⇨MTR-NO 08300418 CA, ⇨MTR-NO 08300418 CA, 09/1998⇨, MTR-NO 08300419⇨ CA, MTR-NO 08300419⇨, ⇨MTR-NO 08578511 CA, MTR-NO 08578512⇨	6PK1900 6PK2020 6PK2260
3.2 V6	02/01-03/04	Y32SE	160	3175	CT990 CT990K1 CT990K2	ALT, WP, PS ALT, WP, AC, PS CA CA, ⇨MTR-NO 08578511 CA, MTR-NO 08578512⇨	6PK1900 6PK2020

**ROYALE**

2.0 E	03/83-10/84	H20E	85	1979		PS, (AC) PS ALT AC	AVX10X1075 AVX10X875 AVX10X888 AVX10X888
2.2 E	11/84-08/87	22E	85	2197		PS, (AC) PS ALT AC	AVX10X1075 AVX10X875 AVX10X888 AVX10X888
2.2 TD	11/84-08/87	23TD	63	2260		PS, (AC) PS AC ALT	AVX10X1075 AVX10X875 AVX10X888 AVX10X888 AVX10X913
2.5	05/78-12/80	25S	85	2490		PS, (AC) PS ALT AC	AVX10X1075 AVX10X875 AVX10X888 AVX10X888
2.5 E	01/83-08/84	H25E	100	2490		PS, (AC) PS ALT AC	AVX10X1075 AVX10X875 AVX10X888 AVX10X888
	09/84-08/87	25E	103			PS, (AC) PS ALT AC	AVX10X1075 AVX10X875 AVX10X888 AVX10X888
2.8	02/78-04/81	28H	103	2784		AC, (PS) PS ALT, 05/1979⇨ ALT, (AUTOM) AC ALT, ⇨04/1979	AVX10X1075 AVX10X875 AVX10X888 AVX10X888 AVX10X888 AVX10X900
2.9	04/78-07/82	30H	110	2969		AC, (PS) PS ALT, 05/1979⇨ ALT, (AUTOM) AC ALT, ⇨04/1979	AVX10X1075 AVX10X875 AVX10X888 AVX10X888 AVX10X888 AVX10X900
	09/85-08/87	C30LE	115			AC, (PS) PS ALT ALT, (AUTOM) AC	AVX10X1075 AVX10X875 AVX10X888 AVX10X888 AVX10X888





## VAUXHALL

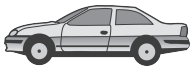
VAUXHALL							
<b>ROYALE</b>							
↔ 2.9 E	02/78-12/86	30E	132	2969		AC, (PS) PS ALT, 05/1979⇒ ALT, (AUTOM) AC ALT, ⇒04/1979	AVX10X1075 AVX10X875 AVX10X888 AVX10X888 AVX10X888 AVX10X900
<b>SENATOR Mk II (B)</b>							
2.6 i	09/90-09/93	C26NE	110	2594		ALT, (-AC) ALT, (AC), ⇒MTR-NO 1032426 ALT, (AUTOM-AC), MTR-NO 1032427⇒, FOR ALT: 120A ALT, (-AC), MTR-NO 1032427⇒	6PK1460 6PK2230 6PK2260 6PK2271
3.0	09/87-09/93	C30LE	115	2969		ALT, CH-NO M1000001⇒ ALT, AC, CH-NO M1000001⇒, ⇒MTR-NO 1039674 ALT, AC, CH-NO M1000001⇒, MTR-NO 1039675⇒	6PK1460 6PK2230 6PK2260
	01/88-09/90	30NE	130			PS, ⇒CH-NO M1000000 ALT, ⇒CH-NO M1000000 AC, ⇒CH-NO M1000000 PS, ⇒CH-NO M1000000, (AC)	AVX10X785 AVX10X888 AVX10X888 AVX10X940
	01/88-09/90	30NE	130			ALT, (-AC), CH-NO M1000001⇒ ALT, (AC), ⇒MTR-NO 1039674, CH-NO M1000001⇒ ALT, (AUTOM-AC), MTR-NO 1039675⇒, FOR ALT: 120A, CH-NO M1000001⇒ ALT, (-AC), MTR-NO 1039675⇒, CH-NO M1000001⇒	6PK1460 6PK2230 6PK2260 6PK2271
	01/88-09/90	30NE	130			PS, ⇒CH-NO M1000000 ALT, ⇒CH-NO M1000000 AC, ⇒CH-NO M1000000 PS, ⇒CH-NO M1000000, (AC)	AVX10X785 AVX10X888 AVX10X888 AVX10X940
3.0 24V	09/89-09/93	C30SE	150	2969		ALT, (-AC) ALT, (AC), ⇒MTR-NO 1024729 ALT, (AUTOM-AC), MTR-NO 1024730⇒, FOR ALT: 120A ALT, (-AC), MTR-NO 1024730⇒	6PK1460 6PK2230 6PK2260 6PK2271
3.0 i KAT	01/88-09/93	C30NE	130	2969		ALT, (-AC) ALT, (AC), ⇒MTR-NO 1039674 ALT, (AC), MTR-NO 1039675⇒, FOR ALT: 120A ALT, (AC), MTR-NO 1039675⇒, NOT FOR ALT: 120A	6PK1460 6PK2230 6PK2260 6PK2271
<b>SIGNUM</b>							
1.8	08/05-05/08	Z18XER	103	1796		ALT, (-AC) ALT, (AC) CA CA CA	5PK1450 5PK1546
	06/03-07/05	Z18XE	90			ALT, (AC) ALT, (-AC) CA CA CA	5PK1240 5PK940
1.9 CDTI	04/04-03/08	Z19DT	88	1910		ALT, (-AC) ALT, AC ALT, (Denso), FOR ALT: 100A, OE-NO 93180098, FOR ALT: 120A, OE-NO 93180102, FOR ALT: 130A, OE-NO 93180104 ALT, (Bosch), OE-NO 93191921, FOR ALT: 120A, OE-NO 93191922, FOR ALT: 140A ⇒CH-NO 5545149 CA, MTR-CODE: Z19DT CA, MTR-CODE: Z19DT CA, MTR-CODE: Z19DT	6PK1050 6PK1370 AP9017 AP9028 VD1065
1.9 CDTI 16V	04/04-03/08	Z19DTH	110	1910		ALT, (-AC) ALT, (-AC), CH-NO 71021892⇒ ALT, (AC) ALT, (AC), CH-NO 71021892⇒ ONLY WITH VD1067 ALT, (Denso), FOR ALT: 100A, OE-NO 93180098, FOR ALT: 120A, OE-NO 93180102, FOR ALT: 130A, OE-NO 93180104 ALT, (Bosch), OE-NO 93191921, FOR ALT: 120A, OE-NO 93191922, FOR ALT: 140A ⇒CH-NO 71021891	6PK1050 6PK1050D1 6PK1413 6PK1413D2 MS30 AP9017 AP9028 VD1065




**VAUXHALL**
**VAUXHALL**

SIGNUM							
					CT1105 CT1105K1 CT1105WP1	CH-NO 71021892⇒ CA, MTR-CODE: Z19DTH CA CA	VD1067
2.0 DTI	05/03-05/08	Y20DTH	74	1994		ONLY WITH VD1031	MS03 VD1031
2.2 DTI	05/03-05/08	Y22DTR	92	2172		ONLY WITH VD1031	MS03 VD1031
2.2 i	05/03-05/08	Z22YH	114	2198		ALT, (AC) ALT, (-AC)	5PK1030 5PK880
2.8 V6 Turbo	04/02-05/08	Z28NEL	169	2792		ALT	6PK2120
3.0 CDTi	05/03-05/08	Y30DT	130	2958		ALT	6PK1920
					CT1079 CT1079K1	CA CA	
3.0 V6 CDTI	04/02-05/08	Z30DT	135	2959		ALT, (AC) CA	6PK1920
					CT1079 CT1079K1	CA CA	
3.2 V6	05/03-05/08	Z32SE	155	3175		ALT, (-AC) ALT, (AC)	6PK1863 6PK1990
					CT990 CT990K2	CA CA	
SINTRA							
2.2 DTI	07/97-04/99	X22DTH	85	2171		ONLY WITH VD1031	MS03 VD1031
2.2 i 16 V	11/96-04/99	X22XE	104	2198		ALT, PS ALT, WP, PS	6PK1725 6PK1900
					CT924 CT924K1	CA CA	
3.0 i 24V	11/96-04/99	X30XE	148	2962		ALT, WP, AC, PS CA, ⇒08/1998 CA, ⇒MTR-NO 08300000 CA, 09/1998⇒	6PK2020
					CT884 CT884K1 CT990		
TIGRA Mk I (F07)							
1.4 16V	07/94-12/00	X14XE	66	1389		ALT, PS, MTR-CODE: X14XE ALT, PS, AC, MTR-CODE: X14XE ALT, MTR-CODE: X14XE CA, MTR-CODE: X14XE CA, MTR-CODE: X14XE CA, MTR-CODE: X14XE	6PK1530 6PK1800 6PK894
					CT873 CT873K1 CT873WP4		
1.6 16V	07/94-12/00	X16XE	78	1598		ALT, PS ALT, AC ALT CA CA CA	6PK1530 6PK1800 6PK894
					CT873 CT873K1 CT873WP4		
TIGRA TwinTop							
1.3 CDTI	06/04-08/09	Z13DT	51	1248		ALT, (Valeo), FOR ALT: 100A, OE-NO 13283344	AP9035
1.4	06/04-08/09	Z14XEP	66	1364		ALT, PS, (-AC) ALT, PS, AC	5PK1230 5PK1370
1.8	06/04-08/09	Z18XE	92	1796		ALT, (AC) ALT, (-AC) CA CA	5PK1212 5PK940
					CT975 CT975K3 CT975WP2		
VECTRA (B)							
1.6 i	08/95-10/01	X16SZR	55	1598		ALT, PS, MTR-CODE: X16SZR ALT, PS, AC CA CA CA, MTR-CODE: X16SZR	6PK1460 6PK1800
					CT874 CT874K1 CT874WP2		
1.6 i 16V	08/95-10/01	X16XEL, Z16XE, Y16XE	74	1598		ALT ALT, AC ALT, (Bosch), FOR ALT: 120A, OE-NO 9195336, MTR-CODE: X 16 XEL, CH-NO C 4G000001⇒ ALT, (Bosch), FOR ALT: 120A, OE-NO 9195336, MTR-CODE: Z 16 XE	6PK1530 6PK1800 AP9003 AP9003
					CT873 CT873K1 CT873WP1 CT873WP4		
1.7 TD	10/95-11/96	X17DT (TC4EE1)	60	1686		PS ALT, AC ALT CA CA, ENGINE: Isuzu	AVX10X950 AVX13X915 AVX13X925
					CT748 CT748K6		
1.8 i 16V	09/00-03/02	Z18XE	92	1796		ALT, PS	6PK1530





## VAUXHALL

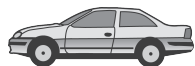
### VECTRA (B)

					<b>CT873</b> <b>CT873K1</b> <b>CT873WP2</b>	ALT, PS, AC CA CA CA	<b>6PK1800</b>
	10/95-09/00	X18XE, X18XE1	85			ALT, MTR-CODE: X18XE1, 01/1999⇒ ALT ALT, AC, MTR-CODE: X18XE1, 01/1999⇒ ALT, AC CA, MTR-CODE: X18XE CA, MTR-CODE: X18XE CA, MTR-CODE: X18XE CA, MTR-CODE: X18XE1, 01/1999⇒ CA, MTR-CODE: X18XE1 CA, MTR-CODE: X18XE1 CA, MTR-CODE: X18XE1, ⇒12/1998	<b>6PK1538</b> <b>6PK1725</b> <b>6PK1800</b> <b>6PK1900</b>
2.0 DI 16V	08/95-10/01	X20DTL	60	1995		ALT ALT, AC ONLY WITH VD1031	<b>6PK1800</b> <b>6PK1900</b> <b>MS03</b> <b>VD1031</b>
2.0 DTI 16V	08/95-10/01	X20DTH, Y20DTH	74	1995		ONLY WITH VD1031	<b>MS03</b> <b>VD1031</b>
2.0 i 16V	10/95-01/01	X20XEV	100	1998	<b>CT870</b> <b>CT870K1</b> <b>CT870WP2</b>	ALT ALT, AC CA CA CA	<b>6PK1725</b> <b>6PK1900</b>
2.2 DTI 16V	08/95-10/01	Y22DTR	92	2172		ONLY WITH VD1031	<b>MS03</b> <b>VD1031</b>
2.2 i 16V	08/95-10/01	Z22SE	108	2198		ALT, (AC) ALT, (-AC)	<b>5PK1030</b> <b>5PK880</b>
2.5 i GSi	03/98-07/00	X25XE	143	2498	<b>CT884</b> <b>CT884K1</b> <b>CT990</b> <b>CT990K1</b>	ALT, (AC) ALT, (AC) CA, ⇒CH-NO W1285446, W5276825, W7154258 CA, ⇒CH-NO W1285446, W5276825, W7154258 CA, CH-NO W1285447, W7154259⇒ CA, CH-NO W1285447, W7154259⇒	<b>6PK1900</b> <b>6PK2030</b>
2.5 i V6	09/95-08/00	X25XE	125	2498	<b>CT884</b> <b>CT884K1</b> <b>CT990</b> <b>CT990K1</b>	ALT, WP, PS ALT, WP, AC, PS CA, ⇒CH-NO W1285446, W5276825, W7154258, MTR-NO 0814430⇒, ⇒MTR- NO 08300418 CA, ⇒CH-NO W1285446, W5276825, W7154258, MTR-NO 08144300⇒, ⇒MTR- NO 08300418 CA, CH-NO W1285447⇒, W7154259⇒, MTR-NO 08300419⇒ CA, CH-NO W1285447⇒, W7154259⇒, MTR-NO 08300419⇒	<b>6PK1900</b> <b>6PK2020</b>
2.6 i V6	09/00-03/02	Y26SE	125	2597	<b>CT990</b> <b>CT990K1</b> <b>CT990K2</b>	ALT, WP, PS ALT, WP, AC, PS CA CA, ⇒MTR-NO 11162841, 17080724 CA, MTR-NO 11162842, 17080725⇒	<b>6PK1900</b> <b>6PK2020</b>
<b>VECTRA (B) CC</b>							
1.6 i	08/95-10/01	X16SZR	55	1598	<b>CT874</b> <b>CT874K1</b> <b>CT874WP2</b>	ALT, MTR-CODE: X16SZR ALT, AC CA CA CA, MTR-CODE: X16SZR	<b>6PK1460</b> <b>6PK1900</b>
1.6 i 16V	08/95-10/01	X16XEL, Z16XE, Y16XE	74	1598	<b>CT873</b> <b>CT873K1</b> <b>CT873WP1</b> <b>CT873WP4</b>	ALT ALT, AC ALT, (Bosch), FOR ALT: 120A, OE-NO 9195336, MTR-CODE: X 16 XEL, CH-NO C 4G000001⇒ ALT, (Bosch), FOR ALT: 120A, OE-NO 9195336, MTR-CODE: Z 16 XE CA CA CA, MTR-NO 02MZ5254⇒, 20U75999⇒ CA, ⇒MTR-NO 02MZ5253, 20U75998	<b>6PK1530</b> <b>6PK1800</b> <b>AP9003</b> <b>AP9003</b>
1.7 TD	10/95-11/96	X17DT (TC4EE1)	60	1686	<b>CT748</b> <b>CT748K6</b>	PS ALT, AC ALT CA CA, ENGINE: Isuzu	<b>AVX10X950</b> <b>AVX13X915</b> <b>AVX13X925</b>
1.8 i 16V	09/00-07/03	Z18XE	92	1796		ALT, PS	<b>6PK1530</b>


**VAUXHALL**
**VAUXHALL**
**VECTRA (B) CC**

						ALT, PS, AC	6PK1800
					CT873 CT873K1 CT873WP2	CA CA CA	
	10/95-09/00	X18XE, X18XE1	85			ALT ALT, AC	6PK1725 6PK1900
					CT870 CT870K1 CT870WP2 CT873 CT873K1 CT873WP2	CA, MTR-CODE: X18XE CA, MTR-CODE: X18XE CA, MTR-CODE: X18XE CA, MTR-CODE: X18XE1 CA, MTR-CODE: X18XE1 CA, MTR-CODE: X18XE1	
2.0 Di 16V	08/95-10/01	X20DTL	60	1995		ALT ALT, AC ONLY WITH VD1031	6PK1800 6PK1900 MS03 VD1031
2.0 DTi 16V	06/97-10/01	X20DTH, Y20DTH	74	1995		ONLY WITH VD1031	MS03 VD1031
2.0 i 16V	10/95-01/01	X20XE	100	1998		ALT ALT, AC	6PK1725 6PK1900
					CT870 CT870K1 CT870WP2	CA CA CA	
2.2 DTi 16V	08/95-10/01	Y22DTR	92	2172		ONLY WITH VD1031	MS03 VD1031
2.2 i 16V	09/00-07/03	Z22SE	108	2198		ALT, (AC) ALT, (-AC)	5PK1030 5PK880
2.5 i GSi	03/98-07/00	X25XE	143	2498		ALT, (-AC) ALT, (AC)	6PK1900 6PK2030
					CT884 CT884K1 CT990 CT990K1	CA, ⇒CH-NO W1285446, W5276825, W7154258 CA, ⇒CH-NO W1285446, W5276825, W7154258 CA, CH-NO W1285447, W7154259⇒ CA, CH-NO W1285447, W7154259⇒	
2.5 i V6	09/95-08/00	X25XE	125	2498		ALT, WP, PS ALT, WP, AC, PS	6PK1900 6PK2020
					CT884 CT884K1 CT990 CT990K1	CA, ⇒CH-NO W1285446, W5276825, W7154258, MTR-NO 0814430⇒, ⇒MTR- NO 08300418 CA, ⇒CH-NO W1285446, W5276825, W7154258, MTR-NO 08144300⇒, ⇒MTR- NO 08300418 CA, CH-NO W1285447⇒, W7154259⇒, MTR-NO 08300419⇒ CA, CH-NO W1285447⇒, W7154259⇒, MTR-NO 08300419⇒	
2.6 i V6	09/00-07/03	Y26SE	125	2597		ALT, WP, PS ALT, WP, AC, PS	6PK1900 6PK2020
					CT990 CT990K1 CT990K2	CA CA, ⇒MTR-NO 11162841, 17080724 CA, MTR-NO 11162841, 17080724⇒	
<b>VECTRA (B) Estate</b>							
1.6 i	11/96-03/02	X16SZR	55	1598		ALT, MTR-CODE: X16SZR ALT, AC	6PK1460 6PK1900
					CT874 CT874K1 CT874WP2	CA CA CA, MTR-CODE: X16SZR	
1.6 i 16V	11/96-03/02	X16XEL, Z16XE, Y16XE	74	1598		ALT ALT, AC ALT, (Bosch), FOR ALT: 120A, OE-NO 9195336, MTR-CODE: X 16 XEL, CH-NO C 4G000001⇒ ALT, (Bosch), FOR ALT: 120A, OE-NO 9195336, MTR-CODE: Z 16 XE	6PK1530 6PK1800 AP9003 AP9003
					CT873 CT873K1 CT873WP1 CT873WP4	CA CA CA, MTR-NO 02MZ5254⇒, 20U75999⇒ CA, ⇒MTR-NO 02MZ5253, 20U75998	
1.8 i 16V	09/00-03/02	Z18XE	92	1796		ALT, PS ALT, PS, AC	6PK1530 6PK1800
					CT873 CT873K1 CT873WP2	CA CA CA	
	11/96-09/00	X18XE, X18XE1	85			ALT ALT, AC	6PK1725 6PK1900
					CT870 CT870K1	CA, MTR-CODE: X18XE CA, MTR-CODE: X18XE	





## VAUXHALL

### VECTRA (B) Estate

					<b>CT870WP2</b> <b>CT873</b> <b>CT873K1</b> <b>CT873WP2</b>	CA, MTR-CODE: X18XE CA, MTR-CODE: X18XE1 CA, MTR-CODE: X18XE1 CA, MTR-CODE: X18XE1	
2.0 DI 16V	08/95-10/01	X20DTL	60	1995		ALT ALT, AC ONLY WITH VD1031	<b>6PK1800</b> <b>6PK1900</b> <b>MS03</b> <b>VD1031</b>
2.0 DTI 16V	08/95-10/01	X20DTH, Y20DTH	74	1995		ONLY WITH VD1031	<b>MS03</b> <b>VD1031</b>
2.0 i 16V	10/95-01/01	X20XEV	100	1998	<b>CT870</b> <b>CT870K1</b> <b>CT870WP2</b>	ALT ALT, AC CA CA CA	<b>6PK1725</b> <b>6PK1900</b>
2.2 DTI 16V	08/95-10/01	Y22DTR	92	2172		ALT, (-AC), MTR-CODE: Y22DTR ALT, (AC) ONLY WITH VD1031	<b>6PK1805</b> <b>6PK1900</b> <b>MS03</b> <b>VD1031</b>
2.2 i 16V	08/95-10/01	Z22SE	108	2198		ALT, (AC) ALT, (-AC)	<b>5PK1030</b> <b>5PK880</b>
2.5 i GSi	05/98-09/99	X25XE	143	2498	<b>CT884</b> <b>CT884K1</b> <b>CT990</b> <b>CT990K1</b>	ALT, (-AC) ALT, (AC) CA, ⇨CH-NO W1285446, W5276825, W7154258 CA, ⇨CH-NO W1285446, W5276825, W7154258 CA, CH-NO W1285447, W7154259⇨ CA, CH-NO W1285447, W7154259⇨	<b>6PK1900</b> <b>6PK2030</b>
2.5 i V6	11/96-08/00	X25XE	125	2498	<b>CT884</b> <b>CT884K1</b> <b>CT990</b> <b>CT990K1</b>	ALT, WP, PS ALT, WP, AC, PS CA, ⇨CH-NO W1285446, W5276825, W7154258, MTR-NO 0814430⇨, ⇨MTR- NO 08300418 CA, ⇨CH-NO W1285446, W5276825, W7154258, MTR-NO 0814430⇨, ⇨MTR- NO 08300418 CA, CH-NO W1285447⇨, W7154259⇨, MTR-NO 08300419⇨ CA, CH-NO W1285447, W7154259⇨, MTR-NO 08300419⇨	<b>6PK1900</b> <b>6PK2020</b>
2.6 i V6	09/00-03/02	Y26SE	125	2597	<b>CT990</b> <b>CT990K1</b> <b>CT990K2</b>	ALT, WP, PS ALT, WP, AC, PS CA CA, ⇨MTR-NO 11162841, 17080724 CA, MTR-NO 11162842, 17080725⇨	<b>6PK1900</b> <b>6PK2020</b>

### VECTRA Mk II (C)

1.6	01/06-07/08	Z16XEP	77	1598	<b>CT1077</b> <b>CT1077K1</b> <b>CT1077WP1</b>	ALT, (-AC) ALT, (AC), ⇨MTR-NO 51999999, 58999999 ALT, (AC), MTR-NO 61000001⇨ CA CA CA	<b>5PK1450</b> <b>5PK1546</b> <b>5PK1570</b> <b>VD1106</b>
1.6 16V	06/04-07/08	Z16XE	74	1598	<b>CT975</b> <b>CT975K3</b> <b>CT975WP1</b>	ALT, (AC) ALT, (-AC) ALT, (Bosch), FOR ALT: 120A, OE-NO 9195336 CA CA CA	<b>5PK1240</b> <b>5PK940</b> <b>AP9003</b>
1.8	04/02-07/08	Z18XEL	81	1796		ALT, (Bosch), FOR ALT: 120A, OE-NO 9195336	<b>AP9003</b>
	01/06-07/08	Z18XER	103		<b>CT1077</b> <b>CT1077K1</b> <b>CT1077WP1</b>	ALT, (-AC) ALT, (AC), ⇨MTR-NO 51999999, 58999999 ALT, (AC), MTR-NO 61000001⇨ CA CA CA	<b>5PK1450</b> <b>5PK1546</b> <b>5PK1570</b> <b>VD1106</b>
1.8 16V	04/02-07/08	Z18XE	90	1796	<b>CT975</b> <b>CT975K3</b> <b>CT975WP2</b>	ALT, (AC), ⇨CH-NO 51058884, 48999999 ALT, (AC), CH-NO 51058885⇨, 58xxxxxx⇨ ALT, (-AC) ALT, (Bosch), FOR ALT: 120A, OE-NO 9195336 CA CA CA	<b>5PK1240</b> <b>5PK1255</b> <b>5PK940</b> <b>AP9003</b>





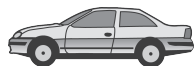
VAUXHALL

**VAUXHALL**

**VECTRA Mk II (C)**

↔ 1.8 16V Dualfuel	04/02-07/08	Z18XE	90	1796	CT975 CT975K3 CT975WP2	ALT, (AC), ⇒CH-NO 51058884, 48999999 ALT, (AC), CH-NO 51058885⇒, 58xxxxxx⇒ ALT, (-AC) ALT, (Bosch), FOR ALT: 120A, OE-NO 9195336 CA CA CA	5PK1240 5PK1255 5PK940 AP9003
1.9 CDTI	04/02-09/08	Z19DT	88	1910	CT1106 CT1106K1 CT1106WP1	ALT, (-AC) ALT, (AC) ALT, (Denso), FOR ALT: 100A, OE-NO 93180098, FOR ALT: 120A, OE-NO 93180102, FOR ALT: 130A, OE-NO 93180104 ALT, (Bosch), OE-NO 93191921, FOR ALT: 120A, OE-NO 93191922, FOR ALT: 140A ⇒CH-NO 5545149 CA, MTR-CODE: Z19DT, Z19DTL CA, MTR-CODE: Z19DT, Z19DTL CA, MTR-CODE: Z19DT, Z19DTL	6PK1050 6PK1413 AP9017  AP9028 VD1065
	10/05-07/08	Z19DTL	74		CT1106 CT1106K1 CT1106WP1	ALT, (-AC) ALT, (AC) ALT, (Denso), FOR ALT: 100A, OE-NO 93180098, FOR ALT: 120A, OE-NO 93180102, FOR ALT: 130A, OE-NO 93180104 ALT, (Bosch), OE-NO 93191921, FOR ALT: 120A, OE-NO 93191922, FOR ALT: 140A ⇒CH-NO 5545149 CA, MTR-CODE: Z19DTL CA, MTR-CODE: Z19DTL CA, MTR-CODE: Z19DTL	6PK1050 6PK1413 AP9017  AP9028 VD1065
1.9 CDTI 16V	04/04-08/08	Z19DTH	110	1910	CT1105 CT1105K1 CT1105WP1	ALT, (-AC) ALT, (-AC), CH-NO 71021892⇒ ALT, AC ALT, AC, CH-NO 71021892⇒ ONLY WITH VD1067 ALT, (Denso), FOR ALT: 100A, OE-NO 93180098, FOR ALT: 120A, OE-NO 93180102, FOR ALT: 130A, OE-NO 93180104 ALT, (Bosch), OE-NO 93191921, FOR ALT: 120A, OE-NO 93191922, FOR ALT: 140A ⇒CH-NO 71021891, 48999999 CH-NO 71021892⇒ CA, MTR-CODE: Z19DTH CA, MTR-CODE: Z19DTH CA, MTR-CODE: Z19DTH	6PK1050 6PK1050D1 6PK1413 6PK1413D2 MS03 AP9017  AP9028 VD1065 VD1067
2.0 DTI 16V	04/02-10/08	Y20DTH	74	1995		ALT, (-AC) ALT, AC ONLY WITH VD1031	6PK1805 6PK1880 MS03 VD1031
2.2 16V	01/02-10/08	Z22SE	108	2198		ALT, (AC) ALT, (-AC)	5PK1030 5PK880
2.2 direct	01/02-10/08	Z22YH	114	2198		ALT, (AC) ALT, (-AC)	5PK1030 5PK880
2.2 DTI 16V	04/02-10/08	Y22DTR	92	2172		ALT, (-AC) ALT, AC ONLY WITH VD1031	6PK1805 6PK1880 MS03 VD1031
2.8 V6 Turbo	08/05-07/08	Z28NEL	169	2792		ALT	6PK2120
	08/06-07/08	Z28NET	184			ALT	6PK2120
	08/05-07/08		188			ALT	6PK2120
3.0 CDTI	08/05-07/08	Z30DT	135	2958	CT1079 CT1079K1	ALT, PS, AC CA CA	6PK1920
3.0 V6 CDTI	06/03-08/05	Y30DT	130	2958	CT1079 CT1079K1	ALT, PS, AC CA CA	6PK1920
3.2 V6	06/03-07/08	Z32SE	155	3175	CT990 CT990K2	ALT, (-AC) ALT, (AC) CA CA	6PK1863 6PK1990
<b>VECTRA Mk II (C) Estate</b>							
1.6 16V	06/04-07/08	Z16XE	74	1598		ALT, (AC), ⇒CH-NO 51058884, 48999999 ALT, (AC), CH-NO 51058885⇒, 58xxxxxx⇒ ALT, (-AC) ALT, (Bosch), FOR ALT: 120A, OE-NO	5PK1240 5PK1255 5PK940 AP9003





## VAUXHALL

VECTRA Mk II (C) Estate

					CT975 CT975K3 CT975WP1	9195336 CA CA CA	
1.8	01/06-07/08	Z18XER	103	1796		ALT, (-AC) ALT, (AC), ⇒MTR-NO 51999999, 58999999 ALT, (AC), MTR-NO 61000001⇒	5PK1450 5PK1546 5PK1570 VD1106
					CT1077 CT1077K1 CT1077WP1	CA CA CA	
1.8 16V	10/03-08/05	Z18XE	90	1796		ALT, AC, OE-NO 6340600 ALT, AC, OE-NO 6340667 ALT, PS ALT, (Bosch), FOR ALT: 120A, OE-NO 9195336	5PK1240 5PK1255 5PK940 AP9003
					CT975 CT975K3 CT975WP2	CA CA CA	
1.9 CDTI	04/04-07/08	Z19DT	88	1910		ALT, (-AC) ALT, (AC) ALT, (Denso), FOR ALT: 100A, OE-NO 93180098, FOR ALT: 120A, OE-NO 93180102, FOR ALT: 130A, OE-NO 93180104 ALT, (Bosch), OE-NO 93191921, FOR ALT: 120A, OE-NO 93191922, FOR ALT: 140A ⇒CH-NO 5545149	6PK1050 6PK1413 AP9017  AP9028 VD1065
					CT1106 CT1106K1 CT1106WP1	CA, MTR-CODE: Z19DT, Z19DTL CA, MTR-CODE: Z19DT, Z19DTL CA, MTR-CODE: Z19DT, Z19DTL	
	10/05-07/08	Z19DTL	74			ALT, (-AC) ALT, (AC) ALT, (Denso), FOR ALT: 100A, OE-NO 93180098, FOR ALT: 120A, OE-NO 93180102, FOR ALT: 130A, OE-NO 93180104 ALT, (Bosch), OE-NO 93191921, FOR ALT: 120A, OE-NO 93191922, FOR ALT: 140A ⇒CH-NO 5545149	6PK1050 6PK1413 AP9017  AP9028 VD1065
					CT1106 CT1106K1 CT1106WP1	CA, MTR-CODE: Z19DTL CA, MTR-CODE: Z19DTL CA, MTR-CODE: Z19DTL	
1.9 CDTI 16V	04/04-07/08	Z19DTH	110	1910		ALT, (-AC) ALT, (-AC), CH-NO 71021892⇒ ALT, AC ALT, AC, CH-NO 71021892⇒ ONLY WITH VD1067 ALT, (Denso), FOR ALT: 100A, OE-NO 93180098, FOR ALT: 120A, OE-NO 93180102, FOR ALT: 130A, OE-NO 93180104 ALT, (Bosch), OE-NO 93191921, FOR ALT: 120A, OE-NO 93191922, FOR ALT: 140A ⇒CH-NO 71021891, 48999999 CH-NO 71021892⇒	6PK1050 6PK1050D1 6PK1413 6PK1413D2 MS30 AP9017  AP9028 VD1065 VD1067
					CT1105 CT1105K1 CT1105WP1	CA, MTR-CODE: Z19DTH CA, MTR-CODE: Z19DTH CA, MTR-CODE: Z19DTH	
2.0 DTI 16V	10/03-07/08	Y20DTH	74	1995		ALT, (-AC) ALT, AC ONLY WITH VD1031	6PK1805 6PK1880 MS03 VD1031
2.2 direct	10/03-07/08	Z22YH	114	2198		ALT, (AC) ALT, (-AC)	5PK1030 5PK880
2.2 DTI 16V	10/03-07/08	Y22DTR	92	2172		ALT, (-AC) ALT, AC ONLY WITH VD1031	6PK1805 6PK1880 MS03 VD1031
2.8 V6 Turbo	08/05-07/08	Z28NEL	169	2792		ALT	6PK2120
	08/06-07/08	Z28NET	188			ALT	6PK2120
3.0 CDTi	08/05-07/08	Z30DT	135	2958		ALT, PS, AC	6PK1920
					CT1079 CT1079K1	CA CA	
3.0 V6 CDTI	10/03-08/05	Y30DT	130	2958		ALT, PS, AC	6PK1920
					CT1079 CT1079K1	CA CA	
3.2 V6	10/03-08/05	Z32SE	155	3175		ALT, (-AC)	6PK1863




**VAUXHALL**
**VAUXHALL**
**VECTRA Mk II (C) Estate**

					CT990 CT990K2	ALT, (AC) CA CA	6PK1990
--	--	--	--	--	------------------	-----------------------	---------

**VECTRA Mk II (C) GTS**

1.6	01/06-07/08	Z16XEP	77	1598	CT1077 CT1077K1 CT1077WP1	ALT, (-AC) ALT, (AC), ⇒MTR-NO 51999999, 58999999 ALT, (AC), MTR-NO 61000001⇒ CA CA CA	5PK1450 5PK1546 5PK1570 VD1106
1.6 16V	06/04-07/08	Z16XE	74	1598	CT975 CT975K3 CT975WP1	ALT, (AC), ⇒CH-NO 51058884, 48999999 ALT, (AC), CH-NO 51058885⇒, 58xxxxxx⇒ ALT, (-AC) ALT, (Bosch), FOR ALT: 120A, OE-NO 9195336 CA CA CA	5PK1240 5PK1255 5PK940 AP9003
1.8	01/06-07/08	Z18XER	103	1796	CT1077 CT1077K1 CT1077WP1	ALT, (-AC) ALT, (AC), ⇒MTR-NO 51999999, 58999999 ALT, (AC), MTR-NO 61000001⇒ CA CA CA	5PK1450 5PK1546 5PK1570 VD1106
1.8 16V	08/02-07/08	Z18XE	90	1796	CT975 CT975K3 CT975WP2	ALT, (AC), OE-NO 6340600 ALT, (AC), OE-NO 6340667 ALT, (-AC) ALT, (Bosch), FOR ALT: 120A, OE-NO 9195336 CA CA CA	5PK1240 5PK1255 5PK940 AP9003
1.8 16V Dualfuel	08/02-07/08	Z18XE	90	1796	CT975 CT975K3 CT975WP2	ALT, (AC), ⇒CH-NO 51058884, 48999999 ALT, (AC), CH-NO 51058885⇒, 58xxxxxx⇒ ALT, (-AC) ALT, (Bosch), FOR ALT: 120A, OE-NO 9195336 CA CA CA	5PK1240 5PK1255 5PK940 AP9003
1.9 CDTI	08/02-07/08	Z19DT	88	1910	CT1106 CT1106K1 CT1106WP1	ALT, (-AC) ALT, (AC) ALT, (Denso), FOR ALT: 100A, OE-NO 93180098, FOR ALT: 120A, OE-NO 93180102, FOR ALT: 130A, OE-NO 93180104 ALT, (Bosch), OE-NO 93191921, FOR ALT: 120A, OE-NO 93191922, FOR ALT: 140A ⇒CH-NO 5545149 CA, MTR-CODE: Z19DT, Z19DTL CA, MTR-CODE: Z19DT, Z19DTL CA, MTR-CODE: Z19DT, Z19DTL	6PK1050 6PK1413 AP9017  AP9028 VD1065
	10/05-07/08	Z19DTL	74		CT1106 CT1106K1 CT1106WP1	ALT, (-AC) ALT, (AC) ALT, (Denso), FOR ALT: 100A, OE-NO 93180098, FOR ALT: 120A, OE-NO 93180102, FOR ALT: 130A, OE-NO 93180104 ALT, (Bosch), OE-NO 93191921, FOR ALT: 120A, OE-NO 93191922, FOR ALT: 140A ⇒CH-NO 5545149 CA, MTR-CODE: Z19DTL CA, MTR-CODE: Z19DTL CA, MTR-CODE: Z19DTL	6PK1050 6PK1413 AP9017  AP9028 VD1065
1.9 CDTI 16V	04/04-07/08	Z19DTH	110	1910		ALT, (-AC) ALT, (-AC), CH-NO 71021892⇒ ALT, AC ALT, AC, CH-NO 71021892⇒ ONLY WITH VD1067 ALT, (Denso), FOR ALT: 100A, OE-NO 93180098, FOR ALT: 120A, OE-NO 93180102, FOR ALT: 130A, OE-NO 93180104 ALT, (Bosch), OE-NO 93191921, FOR ALT: 120A, OE-NO 93191922, FOR ALT: 140A ⇒CH-NO 71021891, 48999999	6PK1050 6PK1050D1 6PK1413 6PK1413D2 MS30 AP9017  AP9028 VD1065





<b>VAUXHALL</b>							
<b>VECTRA Mk II (C) GTS</b>							
					<b>CT1105</b> <b>CT1105K1</b> <b>CT1105WP1</b>	CH-NO 71021892⇨ CA, MTR-CODE: Z19DTH CA, MTR-CODE: DTH CA, MTR-CODE: DTH	<b>VD1067</b>
2.0 DTI 16V	08/02-07/08	Y20DTH	74	1995		ALT, (-AC) ALT, AC ONLY WITH VD1031	<b>6PK1805</b> <b>6PK1880</b> <b>MS03</b> <b>VD1031</b>
2.2 16V	08/02-07/08	Z22SE	108	2198		ALT, (AC) ALT, (-AC)	<b>5PK1030</b> <b>5PK880</b>
2.2 direct	10/03-08/05	Z22YH	114	2198		ALT, (AC) ALT, (-AC)	<b>5PK1030</b> <b>5PK880</b>
2.2 DTI 16V	08/02-07/08	Y22DTR	92	2172		ALT, (-AC) ALT, AC ONLY WITH VD1031	<b>6PK1805</b> <b>6PK1880</b> <b>MS03</b> <b>VD1031</b>
2.8 V6 Turbo	08/05-07/08	Z28NEL	169	2792		ALT	<b>6PK2120</b>
	08/06-07/08	Z28NET	184			ALT	<b>6PK2120</b>
	08/05-07/08		188			ALT	<b>6PK2120</b>
3.0 CDTi	08/05-07/08	Z30DT	135	2958		ALT, PS, AC CA CA	<b>6PK1920</b>
3.0 V6 CDTi	06/03-08/05	Y30DT	130	2958	<b>CT1079</b> <b>CT1079K1</b>	ALT, PS, AC CA CA	<b>6PK1920</b>
3.2 V6	08/02-07/08	Z32SE	155	3175	<b>CT990</b> <b>CT990K2</b>	ALT, (-AC) ALT, (AC)	<b>6PK1863</b> <b>6PK1990</b>
						CA CA	
<b>VICTOR</b>							
1800	10/72-10/76		57	1759		ALT CA	<b>AVX10X913</b>
<b>VICTOR Estate</b>							
1800	10/72-10/76		57	1759	<b>CT719</b>	ALT CA	<b>AVX10X913</b>
2300	10/72-10/76		74	2279		ALT, CH-NO DY100001⇨ ALT, CH-NO CY100001⇨, ⇨CH-NO CY199999 CA	<b>AVX10X888</b> <b>AVX10X913</b>
<b>VIVA</b>							
1800	01/73-10/79		57	1759		ALT, CH-NO DY100001⇨ ALT, CH-NO CY101001⇨, ⇨CH-NO CY199999 CA	<b>AVX10X888</b> <b>AVX10X913</b>
2300	01/72-10/73		81	2279	<b>CT719</b>	ALT, CH-NO DY100001⇨ ALT, CH-NO CY101001⇨, ⇨CH-NO CY199999 CA	<b>AVX10X888</b> <b>AVX10X913</b>
<b>VIVA Estate</b>							
1800	01/73-10/78		57	1759		ALT, CH-NO DY100001⇨ ALT, CH-NO CY101001⇨, ⇨CH-NO CY199999 CA	<b>AVX10X888</b> <b>AVX10X913</b>
2300	01/72-10/73		81	2279	<b>CT719</b>	ALT, CH-NO DY100001⇨ ALT, CH-NO CY101001⇨, ⇨CH-NO CY199999 CA	<b>AVX10X888</b> <b>AVX10X913</b>
<b>VIVARO Combi (J7)</b>							
1.9 DI	08/01-12/06	F9Q762	59	1870		ALT, (-AC) ALT, (AC) ALT, (Valeo), FOR ALT: 125A, OE-NO 9111540, 93160665, 93161425, 93189523 ALT, (-AC) CA CA CA CA	<b>5PK1125</b> <b>6PK1795</b> <b>AP9039</b> <b>AP9043</b>
1.9 DTI	08/01-12/06	F9Q760	74	1870	<b>CT1025</b> <b>CT1025K1</b> <b>CT1025WP1</b> <b>CT1025WP2</b>	ALT, (-AC) ALT, (AC) ALT, (Valeo), FOR ALT: 125A, OE-NO 9111540, 93160665, 93161425, 93189523 ALT, (-AC) CA CA CA CA	<b>5PK1125</b> <b>6PK1795</b> <b>AP9039</b> <b>AP9043</b>
2.0 16V	08/01-12/06	F4R720	88	1998		ALT, (-AC), MTR-CODE: F4R 720, F4R 820 ALT, (AC), MTR-CODE: F4R 720, F4R 820	<b>5PK1125</b> <b>6PK1795</b>

**VAUXHALL**



**VAUXHALL**
**VAUXHALL**
**VIVARO Combi (J7)**

					<b>CT1130</b>	CA, MTR-CODE: F4R 720, F4R 820	
2.0 CDTI	01/06-	M9R780, M9R782, M9R630, M9R786	66	1995		ALT, (-AC), (-PTO) ALT, (-AC), (PTO), OE-NO 93161809, 4431667 ALT, (AC), (PTO) ALT, (-AC), (PTO), OE-NO 93198427, 4434866	<b>7PK1741</b> <b>7PK1970</b>  <b>7PK1970</b> <b>7PK2000</b>
	08/06-	M9R780, M9R784, M9R788, M9R630, M9R786	84			ALT, (-AC), (-PTO) ALT, (-AC), (PTO), OE-NO 93161809, 4431667 ALT, (AC), (PTO) ALT, (-AC), (PTO), OE-NO 93198427, 4434866	<b>7PK1741</b> <b>7PK1970</b>  <b>7PK1970</b> <b>7PK2000</b>
2.5 CDTI	01/06-	G9U630	107	2464		ALT, (Valeo), FOR ALT: 125A, OE-NO 9111540, 93160665, 93161425, 93189523	<b>AP9039</b>
2.5 DTI	04/04-	G9U730, G9U630	99	2463	<b>CT1046</b> <b>CT1046K1</b>	ALT, (-AC) ALT, (AC) ALT, (Valeo), FOR ALT: 125A, OE-NO 9111540, 93160665, 93161425, 93189523 CA CA	<b>6PK1153</b> <b>7PK1795</b> <b>AP9039</b>

**VIVARO Kasten (F7)**

1.9 DI	08/01-12/06	F9Q762	59	1870	<b>CT1025</b> <b>CT1025K1</b> <b>CT1025WP1</b> <b>CT1025WP2</b>	ALT, (-AC) ALT, (AC) ALT, (Valeo), FOR ALT: 125A, OE-NO 9111540, 93160665, 93161425, 93189523 ALT, (-AC) CA CA CA CA CA	<b>5PK1125</b> <b>6PK1795</b> <b>AP9039</b>  <b>AP9043</b>
1.9 DTI	08/01-12/06	F9Q760	74	1870	<b>CT1025</b> <b>CT1025K1</b> <b>CT1025WP1</b> <b>CT1025WP2</b>	ALT, (-AC) ALT, (AC) ALT, (Valeo), FOR ALT: 125A, OE-NO 9111540, 93160665, 93161425, 93189523 ALT, (-AC) CA CA CA CA	<b>5PK1125</b> <b>6PK1795</b> <b>AP9039</b>  <b>AP9043</b> <b>VD1101</b>
2.0 16V	08/01-12/06	F4R720	88	1998	<b>CT1130</b>	ALT, (-AC), MTR-CODE: F4R 720, F4R 820 ALT, (AC), MTR-CODE: F4R 720, F4R 820 CA, MTR-CODE: F4R 720, F4R 820	<b>5PK1125</b> <b>6PK1795</b>
2.0 CDTI	08/06-	M9R780, M9R788, M9R630	84	1995		ALT, (-AC), (-PTO) ALT, (-AC), (PTO), OE-NO 93161809, 4431667 ALT, (AC), (PTO) ALT, (-AC), (PTO), OE-NO 93198427, 4434866	<b>7PK1741</b> <b>7PK1970</b>  <b>7PK1970</b> <b>7PK2000</b>
	01/06-	M9R780, M9R782, M9R630, M9R786	66			ALT, (-AC), (-PTO) ALT, (-AC), (PTO), OE-NO 93161809, 4431667 ALT, (AC), (PTO) ALT, (-AC), (PTO), OE-NO 93198427, 4434866	<b>7PK1741</b> <b>7PK1970</b>  <b>7PK1970</b> <b>7PK2000</b>
2.5 CDTI	08/06-	G9U630	107	2464	<b>CT1046</b> <b>CT1046K1</b>	ALT ALT, (AC), (PTO), OE-NO 4434612, 8200778717 ALT, (Valeo), FOR ALT: 125A, OE-NO 9111540, 93160665, 93161425, 93189523 CA CA	<b>7PK1795</b> <b>7PK1834</b>  <b>AP9039</b>
2.5 DTI	04/04-	G9U730, G9U630	99	2463	<b>CT1046</b> <b>CT1046K1</b>	ALT, (-AC) ALT, (AC) ALT, (Valeo), FOR ALT: 125A, OE-NO 9111540, 93160665, 93161425, 93189523 CA CA	<b>6PK1153</b> <b>7PK1795</b> <b>AP9039</b>

**VIVARO Pritsche/Fahrgestell (E7)**

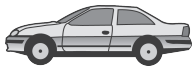
2.0 CDTI	01/06-	M9R782, M9R630	66	1995		ALT, (-AC), (-PTO) ALT, (-AC), (PTO), OE-NO 93161809, 4431667 ALT, (AC), (PTO) ALT, (-AC), (PTO), OE-NO 93198427, 4434866	<b>7PK1741</b> <b>7PK1970</b>  <b>7PK1970</b> <b>7PK2000</b>
	08/06-	M9R780, M9R788,	84			ALT, (-AC), (-PTO) ALT, (-AC), (PTO), OE-NO 93161809,	<b>7PK1741</b> <b>7PK1970</b>





<b>VAUXHALL</b>							
<b>VIVARO Pritsche/Fahrgestell (E7)</b>							
		M9R630				4431667 ALT, (AC), (PTO) ALT, (-AC), (PTO), OE-NO 93198427, 4434866	<b>7PK1970</b> <b>7PK2000</b>
2.5 CDTI	08/06-	G9U730	107	2463		ALT ALT, (AC), (PTO), OE-NO 4434612, 8200778717 ALT, (Valeo), FOR ALT: 125A, OE-NO 9111540, 93160665, 93161425, 93189523	<b>7PK1795</b> <b>7PK1834</b> <b>AP9039</b>
					<b>CT1046</b> <b>CT1046K1</b>	CA CA	
	04/03-07/06	G9U730, G9U630	99			ALT, (Valeo), FOR ALT: 125A, OE-NO 9111540, 93160665, 93161425, 93189523	<b>AP9039</b>
	08/06-	G9U630	107	2464		ALT, (Valeo), FOR ALT: 125A, OE-NO 9111540, 93160665, 93161425, 93189523	<b>AP9039</b>
<b>VX</b>							
1800	01/76-10/78		65	1759		ALT CA	<b>AVX10X888</b>
					<b>CT719</b>		
2000 4/90	01/69-10/71		78	1975		ALT CA	<b>AVX10X913</b>
					<b>CT719</b>		
2300	01/76-10/78		81	2279		ALT, CH-NO DY100001⇔ ALT, CH-NO CY100001⇔, ⇔CH-NO CY199999	<b>AVX10X888</b> <b>AVX10X913</b>
					<b>CT719</b>	CA	
2300 4/90	01/72-10/78		82	2279		ALT, CH-NO DY100001⇔ ALT, CH-NO CY100001⇔, ⇔CH-NO CY199999	<b>AVX10X888</b> <b>AVX10X913</b>
					<b>CT719</b>	CA	
<b>VX Estate</b>							
1800	01/76-10/78		65	1759		ALT, CH-NO DY100001⇔ ALT, CH-NO CY100001⇔, ⇔CH-NO CY199999	<b>AVX10X888</b> <b>AVX10X913</b>
					<b>CT719</b>	CA	
2300	01/76-10/78		81	2279		ALT, CH-NO DY100001⇔ ALT, CH-NO CY100001⇔, ⇔CH-NO CY199999	<b>AVX10X888</b> <b>AVX10X913</b>
					<b>CT719</b>	CA	
<b>VX220</b>							
2.0 i Turbo	03/01-04/04	Z20LET	147	1998		ALT, AC CA CA, MTR-CODE: Z20LET, ⇔CH-NO 3-999999	<b>5PK1680</b>
					<b>CT1023</b> <b>CT1023K2</b> <b>CT1023K3</b>	CA, MTR-CODE: Z20LET, CH-NO 3-000001⇔	
2.2 i	09/00-07/05	Z22SE	108	2198		ALT, (AC) ALT, (-AC)	<b>5PK1030</b> <b>5PK880</b>
<b>ZAFIRA Mk I (A) (F75)</b>							
1.6 16V	04/99-08/05	X16XEL, Z16XE	74	1598		ALT, (AC) ALT, (AC), FOR ALT: 100A, CH-NO 22999999⇔, 2H999999⇔ ALT, (AC), FOR ALT: 100A, ⇔CH-NO 12999999, 1H999999 ALT, (-AC) ALT, (Bosch), FOR ALT: 120A, OE-NO 9195336, MTR-CODE: X 16 XEL, CH-NO C 4G000001⇔ ALT, (Bosch), FOR ALT: 120A, OE-NO 9195336, MTR-CODE: Z 16 XE	<b>5PK1212</b> <b>5PK1212</b> <b>5PK1255</b> <b>5PK940</b> <b>AP9003</b> <b>AP9003</b>
					<b>CT975</b> <b>CT975K2</b> <b>CT975K3</b> <b>CT975WP1</b> <b>CT975WP3</b> <b>CT975WP6</b>	CA CA, ⇔MTR-NO 02HL5117, 20041690 CA, MTR-NO 02HL5118⇔, 20041691⇔ CA, MTR-NO 02MV7225⇔, 20U75999⇔ CA, MTR-NO 02HL5118⇔, 20041691⇔, ⇔MTR-NO 02MV7224, 20U75998 CA, ⇔MTR-NO 02HL5117, 20041690	
1.8 16V	05/99-08/00	X18XE1	85	1796		ALT, (AC), FOR ALT: 120A ALT, (AC), FOR ALT: 100A MTR-CODE: Z18XE, ALT, (-AC) ALT, (Bosch), FOR ALT: 120A, OE-NO 9195336 CA CA, ⇔MTR-NO 02HL5117, 20041690 CA, MTR-NO 02HL5118⇔, 20041691⇔ CA, MTR-NO 02HL5118⇔, 20041691⇔ CA, ⇔MTR-NO 02HL5117, 20041690	<b>5PK1212</b> <b>5PK1255</b> <b>5PK940</b> <b>AP9003</b>
					<b>CT975</b> <b>CT975K2</b> <b>CT975K3</b> <b>CT975WP2</b> <b>CT975WP5</b>		
	09/00-08/05	Z18XE	92			ALT, (AC), FOR ALT: 120A ALT, (AC), FOR ALT: 100A MTR-CODE: Z18XE, ALT, (-AC)	<b>5PK1212</b> <b>5PK1255</b> <b>5PK940</b>

**VAUXHALL**



**VAUXHALL**
**VAUXHALL**
**ZAFIRA Mk I (A) (F75)**

						ALT, (Bosch), FOR ALT: 120A, OE-NO 9195336	<b>AP9003</b>
					<b>CT975</b> <b>CT975K2</b> <b>CT975K3</b> <b>CT975WP2</b> <b>CT975WP5</b>	CA CA, ⇒MTR-NO 02HL5117, 20041690 CA, MTR-NO 02HL5118⇒, 20041691⇒ CA, MTR-NO 02HL5118⇒, 20041691⇒ CA, ⇒MTR-NO 02HL5117, 20041690	
2.0 DI 16V	10/99-08/05	X20DTL	60	1995		ALT, (-AC) ALT, (-AC) ALT, (AC), ⇒CH-NO 2H019030, 22109974 ALT, (AC), ⇒CH-NO 2H019030, 22109974 ALT, (AC), CH-NO 2H019031⇒, 22109975⇒ ALT, (AC), CH-NO 2H019031⇒, 22109975⇒ ONLY WITH VD1031	<b>6PK1800</b> <b>6PK1800D1</b> <b>6PK1863</b> <b>6PK1863D1</b> <b>6PK1873</b>  <b>6PK1873D1</b>  <b>MS03</b> <b>VD1031</b>
2.0 DTI 16V	04/99-08/05	Y20DTH	74	1995		ALT, (-AC) ALT, (-AC) ALT, (AC), ⇒CH-NO 2H019030, 22109974 ALT, (AC), ⇒CH-NO 2H019030, 22109974 ALT, (AC), CH-NO 2H019031⇒, 22109975⇒ ALT, (AC), CH-NO 2H019031⇒, 22109975⇒ ONLY WITH VD1031	<b>6PK1800</b> <b>6PK1800D1</b> <b>6PK1863</b> <b>6PK1863D1</b> <b>6PK1873</b>  <b>6PK1873D1</b>  <b>MS03</b> <b>VD1031</b>
2.0 GSI Turbo	09/01-06/05	Z20LET	141	1998	<b>CT1023</b> <b>CT1023K2</b>	ALT, AC CA CA, ⇒12/2003	<b>5PK1680</b>
2.2 16V	11/98-08/04	Z22SE	108	2198		ALT, (AC) ALT, (-AC)	<b>5PK1030</b> <b>5PK880</b>
2.2 D	06/01-06/05	Y22DTR	92	2172		ALT, (-AC) ALT, (AC) ONLY WITH VD1031	<b>6PK1805</b> <b>6PK1863</b> <b>MS03</b>

**ZAFIRA Mk II (B) (M75)**

1.6	07/05-	Z16XEP	77	1598		ALT, (-AC) ALT, AC	<b>5PK1450</b> <b>5PK1546</b> <b>VD1106</b>
					<b>CT1077</b> <b>CT1077K1</b> <b>CT1077WP1</b>	CA CA CA	
	12/07-	Z16XER, A16XER	85			ALT, (-AC) ALT, (AC) CA CA CA CA	<b>5PK1450</b> <b>5PK1546</b>
					<b>CT1077</b> <b>CT1077K1</b> <b>CT1077WP1</b>	CA CA CA CA	
1.7 CDTI	04/09-	Z17DTJ	81	1686		ALT, (Delco Remy), FOR ALT: 100A, OE-NO 98031154, FOR ALT: 140A, OE-NO 98031155	<b>AP9044</b>
	01/08-	A17DTR	92			ALT, (Delco Remy), FOR ALT: 100A, OE-NO 98031154, FOR ALT: 140A, OE-NO 98031155	<b>AP9044</b>
1.8	04/05-	Z18XER, A18XER	103	1796		ALT, (-AC) ALT, (AC) CA CA CA CA	<b>5PK1450</b> <b>5PK1546</b>
					<b>CT1077</b> <b>CT1077K1</b> <b>CT1077WP1</b>	CA CA CA CA	
1.9 CDTI	07/05-	Z19DT	88	1910		ALT, (-AC) ALT, (AC), OE-NO 93 185 361 ALT, (AC), OE-NO 55 561 329 ALT, (Denso), FOR ALT: 100A, OE-NO 93180098, FOR ALT: 120A, OE-NO 93180102, FOR ALT: 130A, OE-NO 93180104 ALT, (Bosch), OE-NO 93191921, FOR ALT: 120A, OE-NO 93191922, FOR ALT: 140A ⇒CH-NO 5545149	<b>6PK1050</b> <b>6PK1370</b> <b>6PK1380</b> <b>AP9017</b>  <b>AP9028</b>  <b>VD1065</b>
					<b>CT1106</b> <b>CT1106K1</b> <b>CT1106WP1</b>	CA, MTR-CODE: Z19DT CA, MTR-CODE: Z19DT CA, MTR-CODE: Z19DT	
		Z19DTH	110			ALT, (-AC) ALT, (-AC), CH-NO 72156709⇒, 7G150346⇒ ALT, (AC), OE-NO 93 185 361 ALT, (AC), CH-NO 72156709⇒, 75189053⇒, 78104401⇒, OE-NO 93 185 361	<b>6PK1050</b> <b>6PK1050D1</b>  <b>6PK1370</b> <b>6PK1370D1</b>





## VAUXHALL

### ZAFIRA Mk II (B) (M75)

						ALT, (AC), OE-NO 55 561 329 ONLY WITH VD1067 ALT, (Denso), FOR ALT: 100A, OE-NO 93180098, FOR ALT: 120A, OE-NO 93180102, FOR ALT: 130A, OE-NO 93180104 ALT, (Bosch), OE-NO 93191921, FOR ALT: 120A, OE-NO 93191922, FOR ALT: 140A ⇒CH-NO 72156708, 7G150345 CH-NO 72156709⇒, 7G150346⇒ CA, MTR-CODE: Z19DTH CA, MTR-CODE: Z19DTH CA, MTR-CODE: Z19DTH	6PK1380 MS30 AP9017  AP9028  VD1065 VD1067
2.0	07/05-	Z20LER	147	1998	CT1105 CT1105K1 CT1105WP1	ALT CA CA	5PK1680
	01/06-	Z20LEH	176		CT1023 CT1023K3	ALT CA CA	5PK1680
2.2	07/05-	Z22YH	110	2198		ALT, (AC) ALT, (-AC)	5PK1030 5PK880

## VOLVO

### 140 (142, 144)

1.8	08/66-07/68	B18A	55	1780		DYN, FAN	AVX10X888
1.8 S	07/67-01/72	B18B	74	1780		DYN, FAN	AVX10X888
2.0	08/68-07/74	B20A	60	1986		ALT, WP, FAN	AVX10X888
	09/70-04/75	B20E	91			ALT	AVX10X888
	08/71-07/72	B20D	70			DYN, FAN	AVX10X888
2.0 S	11/68-09/72	B20B	74	1986		DYN, FAN	AVX10X888
	09/72-08/75	B20F	85	1985		DYN, FAN	AVX10X888

### 140 Kombi (145)

2.0 S	08/72-07/74	B20B	74	1986		DYN, FAN	AVX10X888
	08/68-07/74	B20A	60			DYN, FAN	AVX10X888
	09/73-02/75	B20F	85	1985		DYN, FAN	AVX10X888
	08/72-07/73	B20B	73	1986		DYN, FAN	AVX10X888
		B20E	91			DYN, FAN	AVX10X888

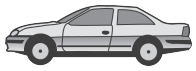
### 164

2.9	08/72-07/74	B30E	118	2978		DYN, FAN	AVX10X875
2.9 E	08/68-07/73	B30A	96	2978		DYN, FAN	AVX10X875

### 240 (P242, P244)

2.0	08/76-07/79	B19A	66	1986		PS, (AC) ALT PS AC, (PS), OE-NO 958493, 967114 AC, (PS), OE-NO 958504, 967133 AC, OE-NO 958487, 967103 AC, OE-NO 967107, 963489 CA CA	AVX10X850 AVX10X925 AVX10X940 AVX13X1075 AVX13X1350 AVX13X925 AVX13X975
	09/84-12/93	B200E	89		CT643 CT643K1	ALT MODEL '93⇒, PS, (AC) ⇒MODEL '92, PS, (AC) ⇒MODEL '90, PS, (-AC) MODEL '91⇒, PS, (-AC), (RHD) MODEL '91⇒, ALT, (-AC), (LHD) AC, (PS), OE-NO 958493, 967114 AC, (PS), OE-NO 958504, 967133 AC, (-PS), OE-NO 958487, 967103 AC, (-PS), OE-NO 967107, 973489 CA, ⇒MODEL '92 CA, ⇒MODEL '92 CA, MODEL '93⇒ CA, MODEL '93⇒	2XAVX10X925 AVX10X838 AVX10X850 AVX10X940 AVX10X940 AVX10X990 AVX13X1075 AVX13X1350 AVX13X925 AVX13X975
	09/88-12/93	B19E, B200F	82		CT643 CT643K1 CT825 CT825K1	ALT MODEL '93⇒, PS, (AC) ⇒MODEL '92, PS, (AC) ⇒MODEL '90, PS, (-AC) MODEL '91⇒, PS, (-AC), (RHD) MODEL '91⇒, ALT, (-AC), (LHD) AC, (PS), OE-NO 958493, 967114 AC, (PS), OE-NO 958504, 967133 AC, (-PS), OE-NO 958487, 967103 AC, (-PS), OE-NO 967107, 973489 CA, ⇒MODEL '92 CA, ⇒MODEL '92 CA, MODEL '93⇒	2XAVX10X925 AVX10X838 AVX10X850 AVX10X940 AVX10X940 AVX10X990 AVX13X1075 AVX13X1350 AVX13X925 AVX13X975





**VOLVO**

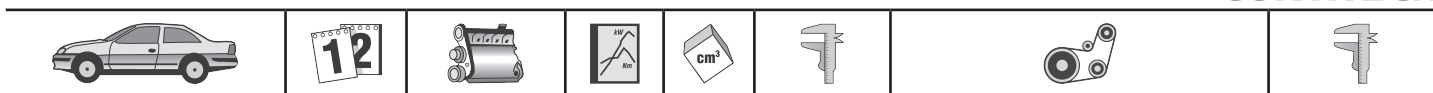
**VOLVO**

240 (P242, P244)



					<b>CT825K1</b>	CA, MODEL '93⇒	
	09/78-08/83	B19A, B19K	71		<b>CT643</b> <b>CT643K1</b>	ALT, 2X CA CA	<b>AVX10X935</b>
	08/74-07/76	B20A	60		<b>CT643</b> <b>CT643K1</b>	ALT PS CA CA	<b>AVX10X888</b> <b>AVX10X935</b>
	08/84-07/85	B200K	76		<b>CT643</b> <b>CT643K1</b>	PS, (AC) PS, (AC) ALT PS PS, (LHD) AC, (PS), OE-NO 958493, 967114 AC, OE-NO 958504, 967133 AC, OE-NO 958487, 967103 AC, OE-NO 967107, 973489 CA CA	<b>AVX10X838</b> <b>AVX10X850</b> <b>AVX10X925</b> <b>AVX10X940</b> <b>AVX10X990</b> <b>AVX13X1075</b> <b>AVX13X1350</b> <b>AVX13X925</b> <b>AVX13X975</b>
2.1	08/74-07/75	B21A	71	2127	<b>CT643</b> <b>CT643K1</b>	PS ALT, 2X CA CA	<b>AVX10X875</b> <b>AVX10X935</b>
	08/75-07/80		74		<b>CT643</b> <b>CT643K1</b>	PS ALT, 2X CA CA	<b>AVX10X875</b> <b>AVX10X935</b>
	08/80-07/84		79		<b>CT643</b> <b>CT643K1</b>	PS ALT, 2X CA CA	<b>AVX10X875</b> <b>AVX10X935</b>
	08/74-07/80	B21E	90		<b>CT643</b> <b>CT643K1</b>	PS ALT, 2X CA CA	<b>AVX10X875</b> <b>AVX10X935</b>
2.1 Turbo	08/80-07/84	B21ET	114	2127	<b>CT643</b> <b>CT643K1</b>	ALT, 2X PS CA CA	<b>AVX10X935</b> <b>AVX10X935</b>
2.3	08/84-07/86	B230A	81	2315	<b>CT643</b> <b>CT643K1</b>	ALT, 2X ALT, (AC), 2X PS, (AC) PS AC, (PS) AC CA CA	<b>AVX10X1100</b> <b>AVX10X920</b> <b>AVX10X935</b> <b>AVX10X950</b> <b>AVX13X1075</b> <b>AVX13X975</b>
	08/80-07/84	B23A	82		<b>CT643</b> <b>CT643K1</b>	ALT, (AC), 2X PS, (AC) AC, (PS) AC CA CA	<b>AVX10X920</b> <b>AVX10X935</b> <b>AVX13X1075</b> <b>AVX13X975</b>
	08/86-07/87	B230F	83		<b>CT643</b> <b>CT643K1</b>	ALT, (AC), 2X PS, (AC) AC, (PS) AC CA CA	<b>AVX10X920</b> <b>AVX10X935</b> <b>AVX13X1075</b> <b>AVX13X975</b>
	08/83-07/85	B230E	96	2316	<b>CT643</b> <b>CT643K1</b>	ALT, (AC), 2X PS, (AC) AC, (PS) AC CA CA	<b>AVX10X920</b> <b>AVX10X935</b> <b>AVX13X1075</b> <b>AVX13X975</b>
	08/80-07/83	B23E, B230FX	100		<b>CT643</b> <b>CT643K1</b>	ALT, (AC), 2X PS, (AC) AC, (PS) AC CA CA	<b>AVX10X920</b> <b>AVX10X935</b> <b>AVX13X1075</b> <b>AVX13X975</b>
	08/78-07/80	B23E	103		<b>CT643</b> <b>CT643K1</b>	ALT, (AC), 2X PS, (AC) AC, (PS) AC CA CA	<b>AVX10X920</b> <b>AVX10X935</b> <b>AVX13X1075</b> <b>AVX13X975</b>
	08/84-12/89		98			ALT, 2X	<b>AVX10X1100</b>





## VOLVO

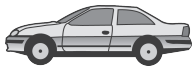
### 240 (P242, P244)

						ALT, (AC), 2X PS, (AC) PS AC, (PS) AC CA CA	AVX10X920 AVX10X935 AVX10X950 AVX13X1075 AVX13X975
2.3 i KAT	08/86-07/93	B230F	85	2316	CT643 CT643K1	ALT ALT, (AC), 2X PS, (AC) PS AC, (PS) AC CA, ⇒12/1992 CA, ⇒12/1992 CA, 01/1993⇒ CA, 01/1993⇒	AVX10X910 AVX10X920 AVX10X935 AVX10X940 AVX13X1075 AVX13X975
2.4 Diesel	08/78-07/85	D24	60	2383	CT641 CT704	PS ALT, 2X AC INJP CA	AVX10X888 AVX10X975 AVX13X915
	08/87-08/93		58			ALT, (PS), (AC), OE-NO 966923 PS, (AC) ALT, (PS), (AC), OE-NO 958302 PS AC ALT	AVX10X1238 AVX10X1238 AVX10X800 AVX10X888 AVX10X925 AVX10X975
2.8	10/82-09/84	B28E	114	2849		ALT, OE-NO 968936 ALT, OE-NO 966980 PS AC	AVX10X1100 AVX10X1125 AVX10X965 AVX13X1400

### 240 Kombi (P245)

2.0	09/88-12/93	B200F	82	1986	CT643 CT643K1 CT825 CT825K1	ALT MODEL '93⇒, PS, (AC) ⇒MODEL '92, PS, (AC) ⇒MODEL '90, PS, (-AC) MODEL '91⇒, PS, (-AC), (RHD) MODEL '91⇒, ALT, (-AC), (LHD) AC, (PS), OE-NO 958493, 967114 AC, (PS), OE-NO 958504, 967133 AC, (-PS), OE-NO 958487, 967103 AC, (-PS), OE-NO 967107, 973489 CA, ⇒MODEL '92 CA, ⇒MODEL '92 CA, MODEL '93⇒ CA, MODEL '93⇒	2XAVX10X925 AVX10X838 AVX10X850 AVX10X940 AVX10X940 AVX10X990 AVX13X1075 AVX13X1350 AVX13X925 AVX13X975
	08/74-07/75	B20A	60		CT643 CT643K1	ALT, 2X PS CA CA	AVX10X888 AVX10X935
	08/80-12/84	B19A, B19K	71		CT643 CT643K1	ALT, 2X CA CA	AVX10X935
	08/76-01/82	B19A	66		CT643 CT643K1	ALT, 2X CA CA	AVX10X935
	08/84-07/85	B200K	76		CT643 CT643K1	PS, (AC) PS, (AC) ALT PS PS, (LHD) AC, (PS), OE-NO 958493, 967114 AC, OE-NO 958504, 967133 AC, OE-NO 958487, 967103 AC, OE-NO 967107, 973489 CA CA	AVX10X838 AVX10X850 AVX10X925 AVX10X940 AVX10X990 AVX13X1075 AVX13X1350 AVX13X925 AVX13X975
	08/83-07/93	B200E	86			ALT MODEL '93⇒, PS, (AC) ⇒MODEL '92, PS, (AC) ⇒MODEL '90, PS, (-AC) MODEL '91⇒, PS, (-AC), (RHD) MODEL '91⇒, ALT, (-AC), (LHD) AC, (PS), OE-NO 958493, 967114 AC, (PS), OE-NO 958504, 967133 AC, (-PS), OE-NO 958487, 967103 AC, (-PS), OE-NO 967107, 973489	2XAVX10X925 AVX10X838 AVX10X850 AVX10X940 AVX10X940 AVX10X990 AVX13X1075 AVX13X1350 AVX13X925 AVX13X975





VOLVO

**VOLVO**

240 Kombi (P245)

					CT643 CT643K1 CT825 CT825K1	CA, ⇒MODEL '92 CA, ⇒MODEL '92 CA, MODEL '93⇒ CA, MODEL '93⇒	
2.1	08/80-07/84	B21A	79	2127		PS, (AC) PS, (-AC), ⇒CH-NO 115349 ALT, 2x PS, (-AC), CH-NO 115350⇒ AC, (PS), CH-NO 115350⇒ AC, (PS), ⇒CH-NO 115349 CA CA CA	AVX10X850 AVX10X875 AVX10X925 AVX10X940 AVX13X1075 AVX13X1550
	08/75-07/80		74		CT643 CT643K1	PS ALT, 2X CA CA	AVX10X875 AVX10X935
	08/80-07/84	B21F	80		CT643 CT643K1	PS ALT, 2X CA CA	AVX10X875 AVX10X935
	08/74-07/79	B21E	90		CT643 CT643K1	PS ALT, 2X CA CA	AVX10X875 AVX10X935
	08/74-07/75	B21A	71		CT643 CT643K1	PS ALT, 2X CA CA	AVX10X875 AVX10X935
2.1 Turbo	08/80-07/85	B21ET	114	2127	CT643 CT643K1	ALT, 2X PS CA CA	AVX10X935 AVX10X935
2.3	08/84-07/86	B230A	81	2315	CT643 CT643K1	ALT, 2X ALT, (AC), 2X PS, (AC) PS AC, (PS) AC CA CA	AVX10X1100 AVX10X920 AVX10X935 AVX10X950 AVX13X1075 AVX13X975
	08/80-07/84	B23A	82		CT643 CT643K1	ALT, (AC), 2X PS, (AC) AC, (PS) AC CA CA	AVX10X920 AVX10X935 AVX13X1075 AVX13X975
	08/86-07/87	B230F	83	2316	CT643 CT643K1	ALT, (AC), 2X AC, (AC) AC, (PS) AC CA CA	AVX10X920 AVX10X935 AVX13X1075 AVX13X975
	08/84-07/85	B230E	96		CT643 CT643K1	ALT, (AC), 2X PS, (AC) AC, (PS) AC CA CA	AVX10X920 AVX10X935 AVX13X1075 AVX13X975
	08/84-12/88	B23E	98		CT643 CT643K1	ALT, (AC), 2X PS, (AC) AC, (PS) AC CA CA	AVX10X920 AVX10X935 AVX13X1075 AVX13X975
	01/83-12/84		100		CT643 CT643K1	ALT, (AC), 2X PS, (AC) AC, (PS) AC CA CA	AVX10X920 AVX10X935 AVX13X1075 AVX13X975
2.3 i KAT	08/86-07/93	B230F	85	2316	CT643 CT643K1	ALT ALT, (AC), 2X PS, (AC) PS AC, (PS) AC CA CA	AVX10X910 AVX10X920 AVX10X935 AVX10X940 AVX13X1075 AVX13X975
					CT643 CT643K1	CA, ⇒12/1992 CA, ⇒12/1992	





<b>VOLVO</b>							
<b>240 Kombi (P245)</b>							
2.4 Diesel	08/88-08/93	D24	58	2383	<b>CT825</b> <b>CT825K1</b>	CA, 01/1993⇒ CA, 01/1993⇒	
					<b>CT641</b> <b>CT704</b> <b>CT704K1</b> <b>CT704WP1</b>	PS ALT, 2X AC INJP CA CA CA	<b>AVX10X888</b> <b>AVX10X975</b> <b>AVX13X915</b>
	04/79-08/93		60			PS ALT, 2X AC INJP CA	<b>AVX10X888</b> <b>AVX10X975</b> <b>AVX13X915</b>
2.8	10/80-09/82	B28E	114	2849	<b>CT641</b> <b>CT704</b>	ALT, OE-NO 968936 ALT, OE-NO 966980 PS AC	<b>AVX10X1100</b> <b>AVX10X1125</b> <b>AVX10X965</b> <b>AVX13X1400</b>
<b>260 (P262, P264)</b>							
2.7	08/74-07/80	B27E	103	2664		ALT, 2X ALT, 2X AC PS PS AC	<b>AVX10X1100</b> <b>AVX10X1125</b> <b>AVX10X1400</b> <b>AVX10X960</b> <b>AVX10X975</b> <b>AVX13X1400</b>
	08/78-07/82		109			ALT, 2X ALT, 2X AC PS PS AC	<b>AVX10X1100</b> <b>AVX10X1125</b> <b>AVX10X1400</b> <b>AVX10X960</b> <b>AVX10X975</b> <b>AVX13X1400</b>
	08/76-07/82	B27A	92			ALT, FAN, 2X PS	<b>AVX10X1125</b> <b>AVX10X975</b>
2.8	08/80-07/82	B28A	95	2849		ALT, FAN, 2X	<b>AVX10X1125</b>
		B28E	114			ALT, FAN, 2X	<b>AVX10X1125</b>
<b>260 Kombi (P265)</b>							
2.7	10/78-07/82	B27F	109	2664		ALT, 2X, (MARCHALL) ALT, 2X, (BOSCH) PS AC	<b>AVX10X1100</b> <b>AVX10X1125</b> <b>AVX10X960</b> <b>AVX13X1400</b>
	07/75-07/82	B27E	103			ALT, 2X ALT, 2X AC PS PS AC	<b>AVX10X1100</b> <b>AVX10X1125</b> <b>AVX10X1400</b> <b>AVX10X960</b> <b>AVX10X975</b> <b>AVX13X1400</b>
	08/75-07/77	B27A	92			ALT, 2X ALT, 2X AC PS PS AC	<b>AVX10X1100</b> <b>AVX10X1125</b> <b>AVX10X1400</b> <b>AVX10X960</b> <b>AVX10X975</b> <b>AVX13X1400</b>
2.8	08/80-07/82	B28F	114	2849		ALT, FAN PS	<b>AVX10X1125</b> <b>AVX10X838</b>
<b>340-360 (343, 345)</b>							
1.4	08/79-07/83	B14.3E	47	1397		ALT, ⇒CH-NO 609999, ⇒12/1981 ALT, CH-NO 610000⇒, 01/1982⇒	<b>AVX10X1215</b> <b>AVX10X1238</b>
	08/75-07/83	B14.4S	51			ALT, ⇒CH-NO 609999, ⇒12/1981 ALT, CH-NO 610000⇒, 01/1982⇒	<b>AVX10X1215</b> <b>AVX10X1238</b>
	08/83-07/86		52			ALT, CH-NO 610000⇒ CA CA	<b>AVX10X1238</b>
	08/82-08/85	B14.3E	46			ALT, CH-NO 610000⇒	<b>AVX10X1238</b>
	08/86-12/88	B14.4S	50			ALT, CH-NO 610000⇒	<b>AVX10X1238</b>
1.6 Diesel	08/87-07/88		51			ALT, CH-NO 610000⇒	<b>AVX10X1238</b>
	08/84-07/91	D16	40	1596		ALT, ⇒MTR-NO 14931 ALT, MTR-NO 14932⇒ VACP CA, ⇒MTR-NO 32767 CA, ⇒MTR-NO 32767 CA, MTR-NO 32768⇒ CA, MTR-NO 32768⇒	<b>4PK885</b> <b>5PK884</b> <b>AVX10X750</b>
1.7	08/85-07/91	B172K	59	1721		ALT CA, ⇒MTR-NO B18E16529, B18F1725, B18FT1455 CA, ⇒MTR-NO 51891 CA, MTR-NO B18E16530⇒, B18F1726⇒, B18FT1456-95⇒	<b>5PK847</b>

**VOLVO**



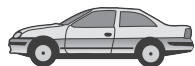

VOLVO

**VOLVO**

340-360 (343, 345)

2.0	08/80-07/83	B19A, B200K	70	1986	CT684K1	CA, MTR-NO 51892⇒	AVX10X865 AVX10X920 AVX10X940 AVX13X1000	
					CT643 CT643K1	CA CA		
	08/80-07/84	B19A	65		CT643 CT643K1	PS, (AC) ALT, 2X PS AC CA CA	AVX10X865 AVX10X920 AVX10X940 AVX13X1000	
	08/88-07/89	B200F	80		CT643 CT643K1	PS, (AC) ALT, 2X PS AC CA CA	AVX10X865 AVX10X920 AVX10X940 AVX13X1000	
	08/86-07/88	B200E, B200F	82		CT643 CT643K1	PS, (AC) ALT, 2X PS AC CA CA	AVX10X865 AVX10X920 AVX10X940 AVX13X1000	
	08/82-07/84	B19E	83		CT643 CT643K1	PS, (AC) ALT, 2X PS AC CA CA	AVX10X865 AVX10X920 AVX10X940 AVX13X1000	
			85		CT643 CT643K1	PS, (AC) ALT, 2X PS AC CA CA	AVX10X865 AVX10X920 AVX10X940 AVX13X1000	
	08/83-07/84	B19A	68		CT643 CT643K1	PS, (AC) ALT PS AC CA CA	AVX10X865 AVX10X925 AVX10X940 AVX13X1000	
	08/84-07/87	B200K	77		CT643 CT643K1	PS, (AC) ALT PS AC CA CA	AVX10X865 AVX10X925 AVX10X940 AVX13X1000	
	08/84-07/86	B200E	87		CT643 CT643K1	PS, (AC) ALT PS AC CA CA	AVX10X865 AVX10X925 AVX10X940 AVX13X1000	
	08/87-07/88	B200F	81		CT643 CT643K1	PS, (AC) ALT PS AC CA CA	AVX10X865 AVX10X925 AVX10X940 AVX13X1000	
	2.1	08/81-07/82	B21E	90	2127	CT643 CT643K1	PS, (AC) ALT PS AC CA CA	AVX10X865 AVX10X925 AVX10X940 AVX13X1000
	<b>340-360 Stufenheck (344)</b>							
	1.4	08/86-12/88	B14.4S	50	1397		ALT, CH-NO 610000⇒	AVX10X1238
08/87-07/88		51				ALT, ⇒CH-NO 609999 ALT, CH-NO 610000⇒	AVX10X1215 AVX10X1238	
08/83-07/86		53				ALT, ⇒CH-NO 609999 ALT, CH-NO 610000⇒	AVX10X1215 AVX10X1238	
1.6 Diesel	08/84-07/91	D16	40	1596	CT596 CT596K1	ALT, ⇒MTR-NO 14931 ALT, MTR-NO 14932⇒ VACP CA, ⇒MTR-NO 32767 CA, ⇒MTR-NO 32767	4PK885 5PK884 AVX10X750	





## VOLVO

**340-360 Stufenheck (344)**

1.7	08/85-07/91	B172K	59	1721	CT604	CA, MTR-NO 32768⇒					
					CT604K1	CA, MTR-NO 32768⇒					
2.0	08/82-07/84	B19A	66	1986	CT553	ALT CA, ⇒MTR-NO B18E16529, B18F1725, B18FT1455	5PK847				
					CT553K1	CA, ⇒MTR-NO 51891					
					CT684	CA, MTR-NO B18E16530⇒, B18F1726⇒, B18FT1456-95⇒					
					CT684K1	CA, MTR-NO 51892⇒					
					CT643	PS, (AC) ALT, 2X PS AC CA	AVX10X865 AVX10X920 AVX10X940 AVX13X1000				
					CT643K1	CA					
					08/84-07/90	B200K	75		CT643	PS, (AC) ALT, 2X PS AC CA	AVX10X865 AVX10X920 AVX10X940 AVX13X1000
										CT643K1	CA
					08/84-07/86	B200E	85		CT643	PS, (AC) ALT, 2X PS AC CA	AVX10X865 AVX10X920 AVX10X940 AVX13X1000
										CT643K1	CA
					08/83-07/84	B19A	68		CT643	PS, (AC) ALT PS AC CA	AVX10X865 AVX10X925 AVX10X940 AVX13X1000
										CT643K1	CA
08/84-07/87	B200K	77		CT643	PS, (AC) ALT PS AC CA	AVX10X865 AVX10X925 AVX10X940 AVX13X1000					
					CT643K1	CA					
08/84-07/86	B200E	87		CT643	PS, (AC) ALT PS AC CA	AVX10X865 AVX10X925 AVX10X940 AVX13X1000					
					CT643K1	CA					
08/86-07/88	B200EA	82		CT643	PS, (AC) ALT PS AC CA	AVX10X865 AVX10X925 AVX10X940 AVX13X1000					
					CT643K1	CA					
08/88-07/89	B200F	80		CT643	PS, (AC) ALT PS AC CA	AVX10X865 AVX10X925 AVX10X940 AVX13X1000					
					CT643K1	CA					
08/87-07/88	B200EA	81		CT643	PS, (AC) ALT PS AC CA	AVX10X865 AVX10X925 AVX10X940 AVX13X1000					
					CT643K1	CA					
08/83-07/84	B19E	83		CT643	PS, (AC) ALT, 2X PS AC CA	AVX10X865 AVX10X920 AVX10X940 AVX13X1000					
					CT643K1	CA					
440 K (445) 1.6	09/88-12/96	B16F	61	1596	CT684	ALT, (PS), (AC), ⇒CH-NO 656031 ALT, (PS), (AC), CH-NO 656032⇒ ALT, (PS), (AC) AC, (PS) ALT, (PS), (AC) ALT, (-PS), (-AC) CA	3PK590 4PK582 6PK1153 6PK1548 6PK1555 6PK850				
					CT684K1	CA					
1.7	08/88-07/89	B18F	70	1721	CT684	ALT, (PS), (AC), ⇒CH-NO 656031 ALT, (PS), (AC), CH-NO 656032⇒	3PK590 4PK582				

**VOLVO**



VOLVO

**VOLVO**

440 K (445)



					ALT, (PS), (AC) AC, (PS) ALT, (PS), (AC) ALT, (-PS), (-AC) CA, ⇒MTR-NO 01725 CA CA, MTR-NO 01726⇒	6PK1153 6PK1548 6PK1555 6PK850
	09/88-12/96	B18EP	78		ALT, (PS), (AC), ⇒CH-NO 656031 ALT, (PS), (AC), CH-NO 656032⇒ ALT, (PS), (AC) AC, (PS) ALT, (PS), (AC) ALT, (-PS), (-AC) CA CA	3PK590 4PK582 6PK1153 6PK1548 6PK1555 6PK850
		B18KP	64		ALT, (PS), (AC), ⇒CH-NO 656031 ALT, (PS), (AC), CH-NO 656032⇒ ALT, (PS), (AC) AC, (PS) ALT, (PS), (AC) ALT, (-PS), (-AC) CA CA	3PK590 4PK582 6PK1153 6PK1548 6PK1555 6PK850
	08/89-12/96	B18FP	75		ALT, (PS), (AC), ⇒CH-NO 656031 ALT, (PS), (AC), CH-NO 656032⇒ ALT, (PS), (AC) AC, (PS) ALT, (PS), (AC) ALT, (-PS), (-AC) CA CA	3PK590 4PK582 6PK1153 6PK1548 6PK1555 6PK850
1.7 Turbo	08/88-07/96	B18FT	88	1721	ALT, (PS), (AC), ⇒CH-NO 656031 ALT, (PS), (AC), CH-NO 656032⇒ ALT, (PS), (AC) AC, (PS) ALT, (PS), (AC) ALT, (-PS), (-AC) CA CA	3PK590 4PK582 6PK1153 6PK1548 6PK1555 6PK850
	01/91-12/96		90		ALT, (PS), (AC), ⇒CH-NO 656031 ALT, (PS), (AC), CH-NO 656032⇒ ALT, (PS), (AC) AC, (PS) ALT, (PS), (AC) ALT, (-PS), (-AC) CA CA	3PK590 4PK582 6PK1153 6PK1548 6PK1555 6PK850
1.8	08/91-07/96	B18U	66	1794	ALT, (PS), (AC), ⇒CH-NO 656031 ALT, (PS), (AC), CH-NO 656032⇒ ALT, (PS), (AC) AC, (PS) ALT, (PS), (AC) ALT, (-PS), (-AC) CA, OILP CA, OILP	3PK590 4PK582 6PK1153 6PK1548 6PK1555 6PK850
	09/95-12/96				ALT, (PS), (AC), ⇒CH-NO 656031 ALT, (PS), (AC), CH-NO 656032⇒ ALT, (PS), (AC) AC, (PS) ALT, (PS), (AC) ALT, (-PS), (-AC) CA, OILP CA, OILP	3PK590 4PK582 6PK1153 6PK1548 6PK1555 6PK850
1.9 Turbo-Diesel	07/94-12/96	D19T	66	1870	ALT ALT, AC CA CA	6PK1153 6PK1180
2.0	08/92-07/95	B20F	81	1998	ALT, (PS), (AC) ALT, (PS), (-AC) AC, (PS) ALT, (-PS), (-AC) CA CA	3PK600 6PK1153 6PK1555 6PK844
	08/93-07/96		80		AC ALT, PS ALT CA	6PK1153 6PK1270 6PK1548 6PK844





<b>VOLVO</b>							
<b>440 K (445)</b>							
					<b>CT840K1</b>	CA	
<b>460 L (464)</b>							
1.6	07/92-07/96	B16F	61	1596	<b>CT684</b> <b>CT684K1</b>	ALT, (PS), (AC), ⇒CH-NO 656031 ALT, (PS), (AC), CH-NO 656032⇒ ALT, (PS), (AC) AC, (PS) ALT, (PS), (AC) ALT, (-PS), (-AC) CA CA	<b>3PK590</b> <b>4PK582</b> <b>6PK1153</b> <b>6PK1548</b> <b>6PK1555</b> <b>6PK850</b>
1.7	08/89-07/92	B18EP	75	1721	<b>CT684</b> <b>CT684K1</b>	ALT, (PS), (AC), ⇒CH-NO 656031 ALT, (PS), (AC), CH-NO 656032⇒ ALT, (PS), (AC) AC, (PS) ALT, (PS), (AC) ALT, (-PS), (-AC) CA CA	<b>3PK590</b> <b>4PK582</b> <b>6PK1153</b> <b>6PK1548</b> <b>6PK1555</b> <b>6PK850</b>
	09/90-07/96	B18KP	66		<b>CT684</b>	ALT, PS, ⇒12/1991 ALT, PS, 01/1992⇒ ALT, PS, AC CA	<b>6PK1145</b> <b>6PK1270</b> <b>6PK1555</b>
	09/88-07/96		64		<b>CT684</b> <b>CT684K1</b>	ALT, (PS), (AC), ⇒CH-NO 656031 ALT, (PS), (AC), CH-NO 656032⇒ ALT, (PS), (AC) AC, (PS) ALT, (PS), (AC) ALT, (-PS), (-AC) CA CA	<b>3PK590</b> <b>4PK582</b> <b>6PK1153</b> <b>6PK1548</b> <b>6PK1555</b> <b>6PK850</b>
1.7 Turbo	08/89-07/96	B18FT	88	1721	<b>CT684</b> <b>CT684K1</b>	ALT, (PS), (AC), ⇒CH-NO 656031 ALT, (PS), (AC), CH-NO 656032⇒ ALT, (PS), (AC) AC, (PS) ALT, (PS), (AC) ALT, (-PS), (-AC) CA CA	<b>3PK590</b> <b>4PK582</b> <b>6PK1153</b> <b>6PK1548</b> <b>6PK1555</b> <b>6PK850</b>
	01/91-07/96		90		<b>CT684</b> <b>CT684K1</b>	ALT, (PS), (AC), ⇒CH-NO 656031 ALT, (PS), (AC), CH-NO 656032⇒ ALT, (PS), (AC) AC, (PS) ALT, (PS), (AC) ALT, (-PS), (-AC) CA CA	<b>3PK590</b> <b>4PK582</b> <b>6PK1153</b> <b>6PK1548</b> <b>6PK1555</b> <b>6PK850</b>
1.8	08/91-07/96	B18U	66	1794	<b>CT684</b> <b>CT684K1</b>	ALT, (PS), (AC), ⇒CH-NO 656031 ALT, (PS), (AC), CH-NO 656032⇒ ALT, (PS), (AC) AC, (PS) ALT, (PS), (AC) ALT, (-PS), (-AC) CA, OILP CA, OILP	<b>3PK590</b> <b>4PK582</b> <b>6PK1153</b> <b>6PK1548</b> <b>6PK1555</b> <b>6PK850</b>
1.9 Turbo-Diesel	07/94-07/96	D19T	66	1870	<b>CT604</b> <b>CT604K1</b>	ALT ALT, AC CA CA	<b>6PK1153</b> <b>6PK1180</b>
2.0	08/92-07/95	B20F	81	1998	<b>CT840</b> <b>CT840K1</b>	ALT, (PS), (AC) ALT, (PS), (-AC) AC, (PS) ALT, (-PS), (-AC) CA CA	<b>3PK600</b> <b>6PK1153</b> <b>6PK1555</b> <b>6PK844</b>
	08/93-07/96		80		<b>CT840</b> <b>CT840K1</b>	ALT, (AC) ALT, PS  ALT, PS, AC ALT CA CA	<b>3PK600</b> <b>6PK1153</b> <b>6PK1548</b> <b>6PK1555</b> <b>6PK844</b>
<b>480 E</b>							
1.7	08/87-07/89	B18F	70	1721	<b>CT553</b>	ALT, (PS), (AC) ALT, (PS), (-AC) AC, (PS), ⇒CH-NO 60000 AC, (PS), CH-NO 60001⇒ ALT, (-PS), (-AC) CA, ⇒MTR-NO B18E16529, B18F1725,	<b>3PK600</b> <b>6PK1153</b> <b>6PK1548</b> <b>6PK1555</b> <b>6PK844</b>

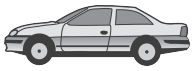
**VOLVO**



**VOLVO**
**VOLVO**
**480 E**


					<b>CT553K1</b> <b>CT684</b>	CA, ⇒MTR-NO 01725 CA, MTR-NO B18E16530⇒, B18F1726⇒, B18FT1456-95⇒ CA, MTR-NO 01726⇒	
	08/86-07/88	B18E	80		<b>CT684K1</b>	ALT, (PS), (AC) ALT, (PS), (-AC) AC, (PS) ALT, (-PS), (-AC) CA, ⇒MTR-NO B18E16529, B18F1725, B18FT1455	<b>3PK600</b> <b>6PK1153</b> <b>6PK1555</b> <b>6PK844</b>
	08/89-07/96	B18EP	75		<b>CT553</b> <b>CT553K1</b> <b>CT684</b> <b>CT684K1</b>	CA, ⇒MTR-NO 16529 CA, MTR-NO B18E16530⇒, B18F1726⇒, B18FT1456-95⇒ CA, MTR-NO 16530⇒ ALT, (PS), (AC) ALT, (PS), (-AC) AC, (PS), ⇒CH-NO 60000 AC, (PS), CH-NO 60001⇒ ALT, (-PS), (-AC) CA, ⇒MTR-NO B18E16529, B18F1725, B18FT1455 CA, MTR-NO B18E16530⇒, B18F1726⇒, B18FT1456-95⇒ CA	<b>3PK600</b> <b>6PK1153</b> <b>6PK1548</b> <b>6PK1555</b> <b>6PK844</b>
	04/86-07/89	B18E	78		<b>CT553</b> <b>CT553K1</b> <b>CT684</b> <b>CT684K1</b>	ALT, PS AC  ALT, PS, AC ALT CA, ⇒MTR-NO B18E16529, B18F1725, B18FT1455 CA, ⇒MTR-NO 16529 CA, MTR-NO B18E16530⇒, B18F1726⇒, B18FT1456-95⇒ CA, MTR-NO 16530⇒	<b>6PK1145</b> <b>6PK1153</b> <b>6PK1548</b> <b>6PK1555</b> <b>6PK844</b>
1.7 Turbo	08/87-07/96	B18FT	88	1721	<b>CT553</b> <b>CT553K1</b> <b>CT684</b> <b>CT684K1</b>	ALT, (PS), (AC) ALT, (PS), (-AC) AC, (PS) ALT, (-PS), (-AC) CA, ⇒MTR-NO B18E16529, B18F1725, B18FT1455 CA, ⇒MTR-NO 01455 CA, MTR-NO B18E16530⇒, B18F1726⇒, B18FT1456-95⇒ CA, MTR-NO 01456⇒	<b>3PK600</b> <b>6PK1153</b> <b>6PK1555</b> <b>6PK844</b>
	01/91-07/96		90		<b>CT553</b> <b>CT553K1</b> <b>CT684</b> <b>CT684K1</b>	ALT, PS, ⇒12/1991 AC ALT, PS, 01/1992⇒  ALT, PS, AC, ⇒12/1991 ALT CA, ⇒MTR-NO B18E16529, B18F1725, B18FT1455 CA, ⇒MTR-NO 01455 CA, MTR-NO B18E16530⇒, B18F1726⇒, B18FT1456-95⇒ CA, MTR-NO 01456⇒	<b>6PK1145</b> <b>6PK1153</b> <b>6PK1270</b> <b>6PK1548</b> <b>6PK1555</b> <b>6PK844</b>
2.0	08/92-09/95	B20F	81	1998	<b>CT840</b> <b>CT840K1</b>	ALT, (PS), (AC) ALT, (PS), (-AC) AC, (PS) CA CA	<b>3PK600</b> <b>6PK1153</b> <b>6PK1555</b>
<b>66</b>							
DL 1.1	08/75-08/78	B11	33	1108		ALT	<b>AVX10X1225</b>
GL 1.3	08/75-08/78	B130	42	1289		ALT	<b>AVX10X1225</b>
<b>66 Kombi</b>							
DL 1.1	10/75-11/79	B11	33	1108		ALT	<b>AVX10X1225</b>
GL 1.3	10/75-11/79	B130	42	1289		DYN, WP, FAN	<b>AVX10X1225</b>
<b>740 (744)</b>							
2.0 GLE	04/83-07/84	B19E	85	1986	<b>CT643</b> <b>CT643K1</b>	PS, (AC) ALT PS, (-AC) AC CA CA	<b>AVX10X865</b> <b>AVX10X925</b> <b>AVX10X940</b> <b>AVX13X1000</b>
2.0 Turbo	09/90-08/91	B200FT	114	1986		PS ALT AC	<b>11,9X1000Ld</b> <b>11,9X1013Ld</b> <b>AVX13X975</b>





## VOLVO

740 (744)

					CT643 CT643K1	CA CA	
2.3	09/85-12/89	B230F	83	2315		PS, (AC) ALT, 2X PS AC	AVX10X875 AVX10X920 AVX10X935 AVX13X975
					CT643 CT643K1	CA CA CA	
	08/84-07/90	B23A, B230F	84	2316		PS, (AC) ALT, 2X PS, ⇨12/1987 PS, 01/1988⇨ AC	AVX10X875 AVX10X920 AVX10X935 AVX10X950 AVX13X975
					CT643 CT643K1	CA CA CA	
	08/84-07/88	B230E	96			PS, (AC) ALT, 2X PS, ⇨12/1987 PS, 01/1988⇨ AC	AVX10X875 AVX10X920 AVX10X935 AVX10X950 AVX13X975
					CT643	CA CA	
	08/88-07/91	B234F	114			ALT PS AC	AVX10X1000 AVX10X1000 AVX13X975
					CT643	CA	
	08/87-07/92	B230F	85			ALT, (AC) PS ALT AC	AVX10X1000 AVX10X1000 AVX10X925 AVX13X975
					CT643 CT643K1	CA CA	
	08/88-07/90	B230FB	100			PS ALT AC	11,9X1000Ld 11,9X1013Ld AVX13X975
					CT643 CT643K1	CA CA	
	08/86-07/88	B230K	86			PS, 08/1987⇨ ALT PS, ⇨07/1987, ⇨CH-NO 167109 PS, ⇨07/1987, CH-NO 167110⇨ AC	AVX10X800 AVX10X910 AVX10X940 AVX10X950 AVX13X975
					CT643 CT643K1	CA CA CA	
	08/83-07/84	B23E	95			ALT PS PS, AC AC	AVX10X913 AVX10X940 AVX13X1075 AVX13X925
					CT643 CT643K1	CA CA CA	
	08/87-07/89	B234F	117			PS, CH-NO 408725⇨ AC ALT PS, ⇨CH-NO 408724	11,9X1042Ld 2XAVX13X1200 AVX10X1275 AVX13X1060
					CT712 CT752 CT831	CA BS CA	
	08/88-08/92		111			AC ALT PS	2XAVX13X1200 AVX10X1275 AVX13X1075
					CT643	CA	
2.3 Turbo	08/86-07/89	B230FT	115	2316		PS ALT AC	11,9X1000Ld 11,9X1013Ld AVX13X975
					CT643 CT643K1	CA CA	
	08/89-07/90		121			PS ALT AC	11,9X1000Ld 11,9X1013Ld AVX13X975
					CT643 CT643K1	CA CA	
			140			PS ALT AC	11,9X1000Ld 11,9X1013Ld AVX13X975
					CT643 CT643K1	CA CA	
2.4 Diesel	08/84-07/92	D24	60	2383		PS, 01/1987⇨ ALT, 01/1987⇨ ALT, (PS), ⇨12/1986	AVX10X1013 AVX10X1150 AVX10X1238





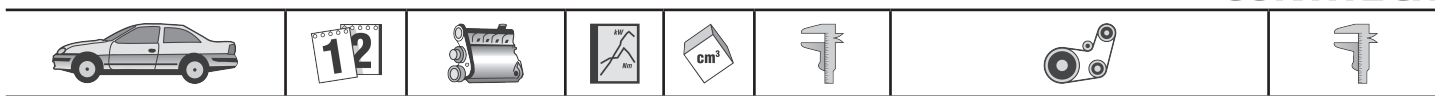


VOLVO

**VOLVO**

740 (744)						PS, ⇨12/1986 ALT, OE-NO 958300, 966894, ⇨12/1986 ALT, OE-NO 958309 AC INJP CA	AVX10X1238 AVX10X750 AVX10X975 AVX13X925
					CT641 CT704		
740 Kombi (745) 2.0	08/89-07/91	B200F	82	1986		ALT, (AC) PS ALT AC CA CA	AVX10X1000 AVX10X1000 AVX10X925 AVX13X975
					CT643 CT643K1		
2.0 16V	09/87-08/90	B204E	100	1986		PS, CH-NO 408725⇨, 4-DOOR PS, CH-NO 250081⇨, 5-DOOR AC ALT PS, ⇨CH-NO 408724, 4-DOOR PS, ⇨CH-NO 250080, 5-DOOR CA, (MANL-TP) BS CA, (AUTOM-TP)	11,9X1025Ld 11,9X1025Ld 2XAVX13X1200 AVX10X1275 AVX13X1060 AVX13X1060
					CT712 CT752 CT831		
2.0 Turbo	09/90-08/91	B200FT	114	1986		PS ALT AC CA CA	11,9X1000Ld 11,9X1013Ld AVX13X975
					CT643 CT643K1		
	05/85-08/87	B200ET	121			ALT PS AC CA CA	11,9X995Ld 11,9X995Ld AVX13X975
					CT643 CT643K1		
2.3	08/85-12/89	B230F	83	2315		ALT, (AC) PS ALT AC CA CA	AVX10X1000 AVX10X1000 AVX10X925 AVX13X975
					CT643 CT643K1		
	09/85-07/90	B230K	84	2316		PS, (AC) ALT, 2X PS, ⇨12/1987 PS, 01/1988⇨ AC CA CA	AVX10X875 AVX10X920 AVX10X935 AVX10X950 AVX13X975
					CT643 CT643K1		
	08/85-07/88	B230E	96			PS, (AC) ALT, 2X PS, ⇨12/1987 PS, 01/1988⇨ AC CA	AVX10X875 AVX10X920 AVX10X935 AVX10X950 AVX13X975
					CT643		
	08/87-07/92	B230F	85			ALT, (AC) PS ALT AC CA CA	AVX10X1000 AVX10X1000 AVX10X925 AVX13X975
					CT643 CT643K1		
	08/88-07/90	B234F	114			AC ALT PS, ⇨CH-NO 250080 CA, (MANL-TP) BS CA, (AUTOM-TP)	2XAVX13X1200 AVX10X1275 AVX13X1075
					CT712 CT752 CT831		
	08/89-07/90	B230FB	100			ALT, (AC) PS ALT AC CA CA	11,9X1013Ld 11,9X1013Ld AVX10X925 AVX13X975
					CT643 CT643K1		
	08/87-07/89	B234F	117			PS, CH-NO 250081⇨ AC ALT PS, ⇨CH-NO 250080 CA BS CA	11,9X1042Ld 2XAVX13X1200 AVX10X1275 AVX13X1060
					CT712 CT752 CT831		
	07/89-08/92		111			AC ALT	2XAVX13X1200 AVX10X1275





## VOLVO

### 740 Kombi (745)

					CT643	PS CA	AVX13X1075
2.3 Turbo	08/86-07/89	B230FT	115	2316	CT643 CT643K1	PS ALT AC CA CA	11,9X1000Ld 11,9X1013Ld AVX13X975
	08/89-07/90	B230FT, B230GT	121		CT643 CT643K1	PS ALT AC CA CA	11,9X1000Ld 11,9X1013Ld AVX13X975
	08/85-07/88	B230ET	134		CT643 CT643K1	ALT PS AC CA CA	11,9X1013Ld 11,9X1013Ld AVX13X975
	08/89-07/90	B230FT	140		CT643 CT643K1	PS ALT AC CA CA	11,9X1000Ld 11,9X1013Ld AVX13X975
2.4 Diesel	08/85-07/88	D24	60	2383	CT641 CT704 CT704K1 CT704WP1	PS, 01/1987⇒ ALT, 01/1987⇒ ALT, ⇒12/1986, (PS) PS, ⇒12/1986 ALT, ⇒12/1986 AC INJP CA CA CA	AVX10X1013 AVX10X1150 AVX10X1238 AVX10X1238 AVX10X750 AVX13X915
2.4 TD Interc.	08/86-07/88	D24TIC	90	2383	CT641 CT704	PS ALT AC INJP CA	AVX10X1013 AVX10X1150 AVX13X925
2.4 Turbo-Diesel	09/85-07/92	D24T	80	2383	CT641 CT704	PS, 01/1987⇒ ALT, 01/1987⇒ ALT, ⇒12/1986, (PS) PS, ⇒12/1986 ALT, ⇒12/1986 ALT, ⇒12/1986 AC INJP CA	AVX10X1013 AVX10X1150 AVX10X1238 AVX10X1238 AVX10X750 AVX10X975 AVX13X925

### 760 (704, 764)

2.3 Turbo (704)	08/84-10/88	B230ET	134	2316	CT643 CT643K1	ALT, 01/1985⇒ PS, 01/1985⇒ AC, 01/1985⇒ CA CA	AVX10X1000 AVX10X1000 AVX13X975
	08/82-07/84	B23ET	127	2315	CT643 CT643K1	ALT, 2X PS PS, (AC) AC CA CA	AVX10X913 AVX10X940 AVX13X1075 AVX13X925
2.4 TD Interc. (704)	08/87-07/92	D24TIC	85	2383	CT641 CT704	PS ALT AC INJP CA	AVX10X1013 AVX10X1150 AVX13X925
2.4 Turbo Diesel (704)	04/87-07/92	D24T	80	2383	CT641 CT704	PS ALT AC INJP CA	AVX10X1013 AVX10X1150 AVX13X925
	08/82-07/87		82			PS, 01/1987⇒ ALT, 01/1987⇒ ALT, ⇒12/1986, (PS) PS, ⇒12/1986 ALT, ⇒12/1986 ALT, ⇒12/1986 AC	AVX10X1013 AVX10X1150 AVX10X1238 AVX10X1238 AVX10X750 AVX10X975 AVX13X925
2.8 (704)	05/86-08/91	B280F	105	2849		ALT, 2X PS AC, ⇒12/1987	AVX10X1100 AVX10X983 AVX13X1400


**VOLVO**
**VOLVO**
**760 (704, 764)**

↔						AC, 01/1988⇒	AVX13X1425
2.8 (704, 764)	08/81-07/88	B28E, B280E	115	2849		ALT, 2X PS AC AC	AVX10X1100 AVX10X983 AVX13X1400 AVX13X1425
2.8 (764)	08/86-07/90	B280F	108	2849		ALT, 2X, CH-NO 135627⇒ ALT, 2X, ⇒CH-NO 135626 PS AC, ⇒12/1987, OE-NO 958506, 967137 AC, ⇒12/1987, OE-NO 969135, 967139	AVX10X1075 AVX10X1100 AVX10X990 AVX13X1400 AVX13X1425

**760 Kombi (704, 765)**

2.4 TD Interc. (765)	08/87-07/92	D24TIC	85	2383		PS ALT AC	AVX10X1013 AVX10X1150 AVX13X925
					<b>CT641</b> <b>CT704</b>	INJP CA	
2.8 (765)	05/86-08/91	B280F	105	2849		ALT, 01/1988⇒, 2X PS AC, ⇒12/1987 AC, 01/1988⇒	AVX10X1100 AVX10X983 AVX13X1400 AVX13X1425
	08/86-08/90	B28E, B280E	115			ALT, 2X PS AC	AVX10X1100 AVX10X983 AVX13X1425

**780**

2.9	08/86-07/87	B280E	115	2849		ALT PS AC	AVX10X1100 AVX10X990 AVX13X1425
	08/87-07/90	B280F	108			ALT PS AC	AVX10X1100 AVX10X990 AVX13X1425

**850 (LS)**

2.0	06/91-12/96	B5204F	105	1984		ALT, (-AC), (AUTOM) ALT, (-AC), (MANL) ALT, (AC) CA, ⇒MTR-NO 131034, ⇒12/1993 CA, ⇒MTR-NO 131 034 CA, MTR-NO 131035⇒, 01/1994⇒ CA, MTR-NO 131 035⇒	6PK1256 6PK1270 6PK1623
					<b>CT737</b> <b>CT737K1</b> <b>CT759</b> <b>CT759K1</b>		
	08/94-12/96	B5202S	93			ALT, PS, (AUTOM) ALT, PS, (MANL) ALT, PS, AC, ⇒MTR-NO 565356 ALT, PS, AC, MTR-NO 565357⇒ CA, ⇒MTR-NO 131154 CA, ⇒MTR-NO 131154 CA, MTR-NO 131155⇒ CA, MTR-NO 131155⇒	6PK1256 6PK1270 6PK1613 6PK1743
					<b>CT854</b> <b>CT854K1</b> <b>CT855</b> <b>CT855K1</b>		
2.0 Turbo	08/93-12/96	B5204FT, B5204T	155	1984		ALT, (-AC), (AUTOM) ALT, (-AC), (MANL) ALT, (AC) CA, ⇒MTR-NO 131 154 CA, ⇒MTR-NO 131 154 CA, MTR-NO 131 155⇒ CA, MTR-NO 131 155⇒	6PK1256 6PK1270 6PK1623
					<b>CT737</b> <b>CT737K1</b> <b>CT759</b> <b>CT759K1</b>		
2.3	01/96-10/96	B5234FS	106	2319		ALT, (-AC), (AUTOM) ALT, (-AC), (MANL) ALT, (AC), ⇒MTR-NO 565356 ALT, (AC), MTR-NO 565357⇒ CA, ⇒MTR-NO 131154 CA, ⇒MTR-NO 131154 CA, MTR-NO 131155⇒ CA, MTR-NO 131155⇒	6PK1250 6PK1270 6PK1623 6PK1740
					<b>CT737</b> <b>CT737K1</b> <b>CT759</b> <b>CT759K1</b>		
2.3 T5	08/93-07/96	B5234FT	166	2319		ALT, (-AC), (AUTOM) ALT, (-AC), (MANL) ALT, (AC) CA, ⇒MTR-NO 131 154 CA, ⇒MTR-NO 131 154 CA, MTR-NO 131 155⇒ CA, MTR-NO 131 155⇒	6PK1256 6PK1270 6PK1623
					<b>CT737</b> <b>CT737K1</b> <b>CT759</b> <b>CT759K1</b>		
2.3 T5-R	08/95-12/96	B5234T4	184	2319		ALT, (-AC), (AUTOM) ALT, (-AC), (MANL) ALT, (AC) CA, ⇒MTR-NO 131 154 CA, ⇒MTR-NO 131 154 CA, MTR-NO 131 155⇒ CA, MTR-NO 131 155⇒	6PK1256 6PK1270 6PK1623
					<b>CT737</b> <b>CT737K1</b> <b>CT759</b> <b>CT759K1</b>		
2.4 GLE	09/93-10/97	B5254T	142	2435		ALT, (-AC), (AUTOM) ALT, (-AC), (MANL) ALT, (AC), ⇒MTR-NO 565356	6PK1250 6PK1270 6PK1623





<b>VOLVO</b>							
<b>850 (LS)</b>							
					<b>CT737</b>	ALT, (AC), MTR-NO 565357⇒	<b>6PK1740</b>
					<b>CT737K1</b>	CA, ⇒MTR-NO 131154	
					<b>CT759</b>	CA, ⇒MTR-NO 131154	
					<b>CT759K1</b>	CA, MTR-NO 131155⇒	
					<b>CT759K1</b>	CA, MTR-NO 131155⇒	
2.5	06/91-07/94	B5252	103	2435		ALT, (-AC), (AUTOM)	<b>6PK1256</b>
						ALT, (-AC), (MANL)	<b>6PK1270</b>
						ALT, (AC), ⇒MTR-NO 565356	<b>6PK1623</b>
						ALT, (AC), MTR-NO 565357⇒	<b>6PK1743</b>
					<b>CT854</b>	CA, ⇒MTR-NO 131154	
					<b>CT854K1</b>	CA, ⇒MTR-NO 131154	
					<b>CT855</b>	CA, MTR-NO 131155⇒	
					<b>CT855K1</b>	CA, MTR-NO 131155⇒	
	08/91-12/96	B5254S	125			ALT, (-AC), (AUTOM)	<b>6PK1256</b>
						ALT, (-AC), (MANL)	<b>6PK1270</b>
						ALT, (AC), ⇒MTR-NO 565356	<b>6PK1623</b>
						ALT, (AC), MTR-NO 565357⇒	<b>6PK1743</b>
					<b>CT737</b>	CA, ⇒MTR-NO 131154	
					<b>CT737K1</b>	CA, ⇒MTR-NO 131154	
					<b>CT759</b>	CA, MTR-NO 131155⇒	
					<b>CT759K1</b>	CA, MTR-NO 131155⇒	
	08/94-12/96	B5252S	106			ALT, (-AC), (AUTOM)	<b>6PK1256</b>
						ALT, (-AC), (MANL)	<b>6PK1270</b>
						ALT, (AC), ⇒MTR-NO 565356	<b>6PK1623</b>
						ALT, (AC), MTR-NO 565357⇒	<b>6PK1743</b>
					<b>CT854</b>	CA, ⇒MTR-NO 131154	
					<b>CT854K1</b>	CA, ⇒MTR-NO 131154	
					<b>CT855</b>	CA, MTR-NO 131155⇒	
					<b>CT855K1</b>	CA, MTR-NO 131155⇒	
2.5 TDI	08/95-12/96	D5252T	103	2461		ALT, (-AC), OE-NO 1275725	<b>6PK1420</b>
						ALT, (-AC), OE-NO 9186320	<b>6PK1432</b>
						ALT, (AC), OE-NO 1275726	<b>6PK1675</b>
						ALT, (AC), OE-NO 9186319	<b>6PK1685</b>
						ONLY WITH VD1002	<b>MS09</b>
						ONLY WITH VD1002	<b>MS42</b>
							<b>VD1002</b>
					<b>CT914</b>	INJP	
					<b>CT914K1</b>	INJP	
					<b>CT939</b>	CA	
					<b>CT939K3</b>	CA	
					<b>CT939WP6</b>	CA	
<b>850 Kombi (LW)</b>							
2.0	08/94-12/96	B5202S	93	1984		ALT, (-AC), (AUTOM)	<b>6PK1256</b>
						ALT, (-AC), (MANL)	<b>6PK1270</b>
						ALT, (AC), ⇒MTR-NO 565356	<b>6PK1623</b>
						ALT, (AC), MTR-NO 565357⇒	<b>6PK1743</b>
					<b>CT854</b>	CA, ⇒MTR-NO 131154	
					<b>CT854K1</b>	CA, ⇒MTR-NO 131154	
					<b>CT855</b>	CA, MTR-NO 131155⇒	
					<b>CT855K1</b>	CA, MTR-NO 131155⇒	
	02/93-12/96	B5204F	105			ALT, (-AC), (AUTOM)	<b>6PK1256</b>
						ALT, (-AC), (MANL)	<b>6PK1270</b>
						ALT, (AC), ⇒MTR-NO 565356	<b>6PK1623</b>
						ALT, (AC), MTR-NO 565357⇒	<b>6PK1743</b>
					<b>CT737</b>	CA, ⇒MTR-NO 131154	
					<b>CT737K1</b>	CA, ⇒MTR-NO 131 154	
					<b>CT759</b>	CA, MTR-NO 131155⇒	
					<b>CT759K1</b>	CA, MTR-NO 131 155⇒	
2.0 Turbo	09/93-10/97	B5204T2	132	1984		ALT, (-AC), (AUTOM)	<b>6PK1250</b>
						ALT, (-AC), (MANL)	<b>6PK1270</b>
						ALT, (AC), ⇒MTR-NO 565356	<b>6PK1623</b>
						ALT, (AC), MTR-NO 565357⇒	<b>6PK1740</b>
					<b>CT737</b>	CA, ⇒MTR-NO 131154	
					<b>CT737K1</b>	CA, ⇒MTR-NO 131154	
					<b>CT759</b>	CA, MTR-NO 131155⇒	
					<b>CT759K1</b>	CA, MTR-NO 131155⇒	
	02/93-12/96	B5204FT, B5204T	155			ALT, (-AC), (AUTOM)	<b>6PK1256</b>
						ALT, (-AC), (MANL)	<b>6PK1270</b>
						ALT, (AC), ⇒MTR-NO 565356	<b>6PK1623</b>
						ALT, (AC), MTR-NO 565357⇒	<b>6PK1743</b>
					<b>CT737</b>	CA, ⇒MTR-NO 131154	
					<b>CT737K1</b>	CA, ⇒MTR-NO 131 154	
					<b>CT759</b>	CA, MTR-NO 131155⇒	
					<b>CT759K1</b>	CA, MTR-NO 131 155⇒	
2.3	01/96-10/96	B5234FS	106	2319		ALT, (-AC), (AUTOM)	<b>6PK1250</b>
						ALT, (-AC), (MANL)	<b>6PK1270</b>
						ALT, (AC), ⇒MTR-NO 565356	<b>6PK1623</b>
						ALT, (AC), MTR-NO 565357⇒	<b>6PK1740</b>

**VOLVO**




**VOLVO**

**VOLVO**

850 Kombi (LW)

					CT737 CT737K1 CT759 CT759K1	CA, ⇨MTR-NO 131154 CA, ⇨MTR-NO 131154 CA, MTR-NO 131155⇨ CA, MTR-NO 131155⇨	
2.3 T5	02/93-12/96	B5234FT	166	2319	CT737 CT737K1 CT759 CT759K1	ALT, (-AC), (AUTOM) ALT, (-AC), (MANL) ALT, (AC), ⇨MTR-NO 565356 ALT, (AC), MTR-NO 565357⇨ CA, ⇨MTR-NO 131154 CA, ⇨MTR-NO 131 154 CA, MTR-NO 131155⇨ CA, MTR-NO 131 155⇨	6PK1256 6PK1270 6PK1623 6PK1743
2.3 T5-R	08/95-12/96	B5234T4	184	2319	CT737 CT737K1 CT759 CT759K1	ALT, PS, (AUTOM) ALT, PS, (MANL) ALT, PS, AC, ⇨MTR-NO 565356 ALT, PS, AC, MTR-NO 565357⇨ CA, ⇨MTR-NO 131154 CA, ⇨MTR-NO 131 154 CA, MTR-NO 131155⇨ CA, MTR-NO 131 155⇨	6PK1256 6PK1270 6PK1623 6PK1743
2.3 Turbo R	06/95-10/97	B5234T5	177	2319	CT737 CT737K1 CT759 CT759K1	ALT, (-AC), (AUTOM) ALT, (-AC), (MANL) ALT, (AC), ⇨MTR-NO 565356 ALT, (AC), MTR-NO 565357⇨ CA, ⇨MTR-NO 131154 CA, ⇨MTR-NO 131154 CA, MTR-NO 131155⇨ CA, MTR-NO 131155⇨	6PK1250 6PK1270 6PK1623 6PK1740
2.4 GLE	09/93-10/97	B5254T	142	2435	CT737 CT737K1 CT759 CT759K1	ALT, (-AC), (AUTOM) ALT, (-AC), (MANL) ALT, (AC), ⇨MTR-NO 565356 ALT, (AC), MTR-NO 565357⇨ CA, ⇨MTR-NO 131154 CA, ⇨MTR-NO 131154 CA, MTR-NO 131155⇨ CA, MTR-NO 131155⇨	6PK1250 6PK1270 6PK1623 6PK1740
2.5	09/92-12/96	B5254S	125	2435	CT737 CT737K1 CT759 CT759K1	ALT, PS, (AUTOM) ALT, PS, (MANL) ALT, PS, AC, ⇨MTR-NO 565356 ALT, PS, AC, MTR-NO 565357⇨ CA, ⇨MTR-NO 131154 CA, ⇨MTR-NO 131 154 CA, MTR-NO 131155⇨ CA, MTR-NO 131 155⇨	6PK1256 6PK1270 6PK1623 6PK1743
	08/92-07/94	B5252	103		CT854 CT854K1 CT855 CT855K1	ALT, PS, (AUTOM) ALT, PS, (MANL) ALT, PS, AC, ⇨MTR-NO 565356 ALT, PS, AC, MTR-NO 565357⇨ CA, ⇨MTR-NO 131154 CA, ⇨MTR-NO 131154 CA, MTR-NO 131155⇨ CA, MTR-NO 131155⇨	6PK1256 6PK1270 6PK1623 6PK1743
	08/94-12/96	B5252S	106		CT854 CT854K1 CT855 CT855K1	ALT, PS, (AUTOM) ALT, PS, (MANL) ALT, PS, AC, ⇨MTR-NO 565356 ALT, PS, AC, MTR-NO 565357⇨ CA, ⇨MTR-NO 131154 CA, ⇨MTR-NO 131154 CA, MTR-NO 131155⇨ CA, MTR-NO 131155⇨	6PK1256 6PK1270 6PK1623 6PK1743
2.5 AWD	04/96-12/96	B5254T	142	2435	CT737 CT737K1 CT759 CT759K1	ALT, PS, (AUTOM) ALT, PS, (MANL) ALT, PS, AC, ⇨MTR-NO 565356 ALT, PS, AC, MTR-NO 565357⇨ CA, ⇨MTR-NO 131154 CA, ⇨MTR-NO 131 154 CA, MTR-NO 131155⇨ CA, MTR-NO 131 155⇨	6PK1256 6PK1270 6PK1623 6PK1743
2.5 TDI	08/95-12/96	D5252T	103	2461	CT914 CT914K1 CT939	ALT, (-AC), OE-NO 1275725 ALT, (-AC), OE-NO 9186320 ALT, (AC), OE-NO 1275726 ALT, (AC), OE-NO 9186319 ONLY WITH VD1002 ONLY WITH VD1002  INJP INJP CA	6PK1420 6PK1432 6PK1675 6PK1685 MS09 MS42 VD1002





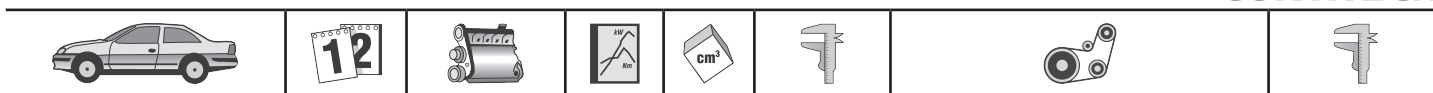
<b>VOLVO</b>							
<b>850 Kombi (LW)</b>							
					<b>CT939K3</b>	CA	
					<b>CT939WP6</b>	CA	
<b>940 (944)</b>							
2.0	01/92-07/94	B200F	82	1986		ALT, (AC) ALT, (-AC), 4-DOOR, CH-NO 174394⇒ ALT, (-AC), 5-DOOR, CH-NO 117442⇒ ALT, (-AC), ⇒CH-NO 174393, 4-DOOR ALT, (-AC), ⇒CH-NO 117441, 5-DOOR AC, (AUTOM) AC, (MANL) CA, ⇒12/1992 CA, ⇒12/1992 CA, 01/1993⇒ CA, 01/1993⇒	11,9X1013Ld 11,9X885Ld 11,9X885Ld AVX10X925 AVX10X925 AVX13X950 AVX13X975
					<b>CT643</b> <b>CT643K1</b> <b>CT825</b> <b>CT825K1</b>		
2.0 Turbo	08/90-12/94	B200FT	114	1986		PS ALT AC, MODEL '93⇒ AC, ⇒MODEL '92 CA, ⇒MODEL '92 CA, ⇒MODEL '92 CA, MODEL '93⇒ CA, MODEL '93⇒	11,9X1000Ld 11,9X1013Ld AVX13X950 AVX13X975
					<b>CT643</b> <b>CT643K1</b> <b>CT825</b> <b>CT825K1</b>		
2.3	08/90-07/91	B234F, B234G	114	2316		PS AC ALT BS CA	11,9X1042Ld 2XAVX13X1200 AVX10X1275
					<b>CT752</b> <b>CT831</b>		
	08/90-12/94	B230G, B230FB	96			ALT, (AC) ALT, (-AC), 4-DOOR, CH-NO 174394⇒ ALT, (-AC), 5-DOOR, CH-NO 117442⇒ ALT, (-AC), ⇒CH-NO 174393, 4-DOOR ALT, (-AC), ⇒CH-NO 117441, 5-DOOR AC, (AUTOM) AC, (MANL) CA, ⇒12/1992 CA, ⇒12/1992 CA, 01/1993⇒ CA, 01/1993⇒	11,9X1013Ld 11,9X885Ld 11,9X885Ld AVX10X925 AVX10X925 AVX13X950 AVX13X975
					<b>CT643</b> <b>CT643K1</b> <b>CT825</b> <b>CT825K1</b>		
	09/90-09/93	B230FT	118			ALT, (AC) ALT, (-AC), 4-DOOR, CH-NO 174394⇒ ALT, (-AC), 5-DOOR, CH-NO 117442⇒ ALT, (-AC), ⇒CH-NO 174393, 4-DOOR ALT, (-AC), ⇒CH-NO 117441, 5-DOOR AC, (AUTOM) AC, (MANL) CA, ⇒12/1992 CA, ⇒12/1992 CA, 01/1993⇒ CA, 01/1993⇒	11,9X1013Ld 11,9X885Ld 11,9X885Ld AVX10X925 AVX10X925 AVX13X950 AVX13X975
					<b>CT643</b> <b>CT643K1</b> <b>CT825</b> <b>CT825K1</b>		
	08/92-07/94	B230FD	85			ALT, (AC) ALT, (-AC), 4-DOOR, CH-NO 174394⇒ ALT, (-AC), 5-DOOR, CH-NO 117442⇒ ALT, (-AC), ⇒CH-NO 174393, 4-DOOR ALT, (-AC), ⇒CH-NO 117441, 5-DOOR AC, (AUTOM) AC, (MANL) CA, ⇒12/1992 CA, ⇒12/1992 CA, 01/1993⇒ CA, 01/1993⇒	11,9X1013Ld 11,9X885Ld 11,9X885Ld AVX10X925 AVX10X925 AVX13X950 AVX13X975
					<b>CT643</b> <b>CT643K1</b> <b>CT825</b> <b>CT825K1</b>		
2.3 Turbo	08/90-07/94	B230FT	121	2316		ALT, (AC) PS ALT AC, 01/1993⇒ AC, ⇒12/1992 CA, ⇒12/1992 CA, ⇒12/1992 CA, 01/1993⇒ CA, 01/1993⇒	AVX10X1000 AVX10X1000 AVX10X925 AVX13X950 AVX13X975
					<b>CT643</b> <b>CT643K1</b> <b>CT825</b> <b>CT825K1</b>		
	08/91-07/93	B230FT+	140			ALT PS AC, (AUTOM) AC CA, ⇒12/1992 CA, ⇒12/1992 CA, 01/1993⇒ CA, 01/1993⇒	11,9X1013Ld 11,9X1013Ld AVX13X950 AVX13X975
					<b>CT643</b> <b>CT643K1</b> <b>CT825</b> <b>CT825K1</b>		
2.4 TD Intercooler	08/90-12/94	D24TIC	90	2383		PS	AVX10X1013

**VOLVO**


**VOLVO**
**VOLVO**

<b>940 (944)</b>										ALT AC, 09/1992⇒ AC, ⇒08/1992 INJP CA, ⇒08/1994 CA, 08/1994⇒	AVX10X1150 AVX13X900 AVX13X915
					<b>CT641</b> <b>CT704</b> <b>CT758</b>						
2.4 Turbo Diesel	08/90-12/94	D24T	80	2383					PS ALT AC, 09/1992⇒ AC, ⇒08/1992 INJP CA, ⇒08/1994 CA, 08/1994⇒	AVX10X1013 AVX10X1150 AVX13X900 AVX13X915	
					<b>CT641</b> <b>CT704</b> <b>CT758</b>						
<b>940 II (944)</b>											
2.0 Turbo	04/96-10/98	B200FT	114	1986					PS ALT, (AC) ALT, (-AC) AC, (AUTOM) AC, (MANL) CA CA	11,9X1000Ld 11,9X1013Ld AVX10X888 AVX13X950 AVX13X975	
					<b>CT825</b> <b>CT825K1</b>						
2.3	10/94-05/97	B230GK	113	2316					ALT, (AC) ALT, (-AC) AC, MTR-NO 181518⇒ AC, ⇒MTR-NO 181517 CA CA	11,9X1013Ld AVX10X888 AVX13X950 AVX13X975	
					<b>CT825</b> <b>CT825K1</b>						
	08/94-10/98	B230FB	96						ALT, (AC) ALT, (-AC), 4-DOOR, CH-NO 174394⇒ ALT, (-AC), 5-DOOR, CH-NO 117442⇒ ALT, (-AC), ⇒CH-NO 174393, 4-DOOR ALT, (-AC), ⇒CH-NO 117441, 5-DOOR AC, (AUTOM) AC, (MANL) CA CA	11,9X1013Ld 11,9X885Ld 11,9X885Ld AVX10X925 AVX10X925 AVX13X950 AVX13X975	
					<b>CT825</b> <b>CT825K1</b>						
	08/94-07/95	B230FD	85						ALT, (AC) ALT, (-AC), 4-DOOR, CH-NO 174394⇒ ALT, (-AC), 5-DOOR, CH-NO 117442⇒ ALT, (-AC), ⇒CH-NO 174393, 4-DOOR ALT, (-AC), ⇒CH-NO 117441, 5-DOOR AC, (AUTOM) AC, (MANL) CA CA	11,9X1013Ld 11,9X885Ld 11,9X885Ld AVX10X925 AVX10X925 AVX13X950 AVX13X975	
					<b>CT825</b> <b>CT825K1</b>						
2.3 ti	01/95-10/98	B230FK	99	2316					ALT, (-AC), 4-DOOR, CH-NO 174394⇒ ALT, (-AC), 5-DOOR, CH-NO 117442⇒ ALT, (-AC), ⇒CH-NO 174393, 4-DOOR ALT, (-AC), ⇒CH-NO 117441, 5-DOOR AC, (AUTOM) AC, (MANL) CA CA	11,9X885Ld 11,9X885Ld AVX10X925 AVX10X925 AVX13X950 AVX13X975	
					<b>CT825</b> <b>CT825K1</b>						
2.3 Turbo	08/94-10/98	B230FT	121	2316					ALT, (AC) PS ALT AC CA CA	AVX10X1000 AVX10X1000 AVX10X925 AVX13X950	
					<b>CT643</b> <b>CT825K1</b>						
2.4 TD Interc.	08/94-10/98	D24TIC	90	2383					PS ALT AC INJP CA	AVX10X1013 AVX10X1150 AVX13X900	
					<b>CT641</b> <b>CT758</b>						
<b>940 II Kombi (945)</b>											
2.0 Turbo	04/96-10/98	B200FT	114	1986					PS ALT, (AC) ALT, (-AC) AC, (AUTOM) AC, (MANL) CA CA	11,9X1000Ld 11,9X1013Ld AVX10X888 AVX13X950 AVX13X975	
					<b>CT825</b> <b>CT825K1</b>						
2.3	10/94-05/97	B230GK	113	2316					ALT, (AC) ALT, (-AC) AC, MTR-NO 181518⇒ AC, ⇒MTR-NO 181517 CA CA	11,9X1013Ld AVX10X888 AVX13X950 AVX13X975	
					<b>CT825</b> <b>CT825K1</b>						





## VOLVO

### 940 II Kombi (945)

	08/94-10/98	B230FB	96		CT825 CT825K1	ALT, (AC) ALT, (-AC), 4-DOOR, CH-NO 174394⇒ ALT, (-AC), 5-DOOR, CH-NO 117442⇒ ALT, (-AC), ⇒CH-NO 174393, 4-DOOR ALT, (-AC), ⇒CH-NO 117441, 5-DOOR AC, (AUTOM) AC, (MANL) CA CA	11,9X1013Ld 11,9X885Ld 11,9X885Ld AVX10X925 AVX10X925 AVX13X950 AVX13X975
	08/94-07/95	B230FD	85		CT825 CT825K1	ALT, (AC) ALT, (-AC), 4-DOOR, CH-NO 174394⇒ ALT, (-AC), 5-DOOR, CH-NO 117442⇒ ALT, (-AC), ⇒CH-NO 174393, 4-DOOR ALT, (-AC), ⇒CH-NO 117441, 5-DOOR AC, (AUTOM) AC, (MANL) CA CA	11,9X1013Ld 11,9X885Ld 11,9X885Ld AVX10X925 AVX10X925 AVX13X950 AVX13X975
2.3 ti	01/95-10/98	B230FK	99	2316	CT825 CT825K1	ALT, (AC) ALT, (-AC), 4-DOOR, CH-NO 174394⇒ ALT, (-AC), 5-DOOR, CH-NO 117442⇒ ALT, (-AC), ⇒CH-NO 174393, 4-DOOR ALT, (-AC), ⇒CH-NO 117441, 5-DOOR AC, (AUTOM) AC, (MANL) CA CA	11,9X1013Ld 11,9X885Ld 11,9X885Ld AVX10X925 AVX10X925 AVX13X950 AVX13X975
2.3 Turbo	08/94-10/98	B230FT	121	2316	CT825 CT825K1	PS ALT, (-AC), CH-NO 117442⇒ ALT, (-AC), ⇒CH-NO 117441 AC, (AUTOM) AC, (MANL) CA CA	AVX10X1005 AVX10X888 AVX10X925 AVX13X950 AVX13X975
	08/95-10/98		126		CT825 CT825K1	PS ALT, (-AC), CH-NO 117442⇒ ALT, (-AC), ⇒CH-NO 117441 AC, (AUTOM) AC, (MANL) CA CA	AVX10X1005 AVX10X888 AVX10X925 AVX13X950 AVX13X975
2.4 TD Interc.	08/94-10/98	D24TIC	90	2383	CT641 CT758	PS ALT AC INJP CA	AVX10X1013 AVX10X1150 AVX13X900
<b>940 Kombi (945)</b>							
2.0	01/92-07/94	B200F	82	1986	CT643 CT643K1 CT825 CT825K1	ALT, (AC) ALT, (-AC), 4-DOOR, CH-NO 174394⇒ ALT, (-AC), 5-DOOR, CH-NO 117442⇒ ALT, (-AC), ⇒CH-NO 174393, 4-DOOR ALT, (-AC), ⇒CH-NO 117441, 5-DOOR AC, (AUTOM) AC, (MANL) CA, ⇒12/1992 CA, ⇒12/1992 CA, 01/1993⇒ CA, 01/1993⇒	11,9X1013Ld 11,9X885Ld 11,9X885Ld AVX10X925 AVX10X925 AVX13X950 AVX13X975
	2.0 Turbo	01/91-07/95	B200FT	114	1986	CT643 CT643K1 CT825 CT825K1	PS ALT AC, MODEL '93⇒ AC, ⇒MODEL '92 CA, ⇒MODEL '92 CA, ⇒MODEL '92 CA, MODEL '93⇒ CA, MODEL '93⇒
2.3	08/90-12/94	B230FB	96	2316	CT643 CT643K1 CT825 CT825K1	ALT, (AC) PS ALT AC, 01/1993⇒ AC, ⇒12/1992 CA, ⇒12/1992 CA, ⇒12/1992 CA, 01/1993⇒ CA, 01/1993⇒	AVX10X1000 AVX10X1000 AVX10X925 AVX13X950 AVX13X975
	08/92-07/94	B230FD	85			ALT, (AC) ALT, (-AC), 4-DOOR, CH-NO 174394⇒ ALT, (-AC), 5-DOOR, CH-NO 117442⇒	11,9X1013Ld 11,9X885Ld 11,9X885Ld




**VOLVO**
**VOLVO**
**940 Kombi (945)**

						ALT, (-AC), ⇒CH-NO 174393, 4-DOOR ALT, (-AC), ⇒CH-NO 117441, 5-DOOR AC, (AUTOM) AC, (MANL) CA, ⇒12/1992 CA, ⇒12/1992 CA, 01/1993⇒ CA, 01/1993⇒	AVX10X925 AVX10X925 AVX13X950 AVX13X975
	08/90-07/91	B234F	114			PS AC ALT BS CA	11,9X1042Ld 2XAVX13X1200 AVX10X1275
2.3 Turbo	08/90-07/94	B230FT	121	2316		ALT, (AC) PS ALT AC, 01/1993⇒ AC, ⇒12/1992 CA, ⇒12/1992 CA, ⇒12/1992 CA, 01/1993⇒ CA, 01/1993⇒	AVX10X1000 AVX10X1000 AVX10X925 AVX13X950 AVX13X975
	08/91-07/93	B230FT+	140			ALT PS AC, (AUTOM) AC CA, ⇒12/1992 CA, ⇒12/1992 CA, 01/1993⇒ CA, 01/1993⇒	11,9X1013Ld 11,9X1013Ld AVX13X950 AVX13X975
2.4 Turbo Diesel	08/90-07/94	D24T	80	2383		PS ALT AC, 09/1992⇒ AC, ⇒08/1992 INJP CA INJP INJP	AVX10X1013 AVX10X1150 AVX13X900 AVX13X915

<b>960 (964)</b> 2.0	09/90-09/93	B200F	82	1986		ALT, (AC) PS ALT AC, 01/1993⇒ AC, ⇒12/1992 CA, ⇒12/1992 CA, ⇒12/1992 CA, 01/1993⇒ CA, 01/1993⇒	AVX10X1000 AVX10X1000 AVX10X925 AVX13X950 AVX13X975
2.4 TD Interc.	09/91-07/94	D24TIC	85	2383		PS ALT AC, 01/1993⇒ AC, ⇒12/1992 INJP CA	AVX10X1013 AVX10X1150 AVX13X900 AVX13X925
2.8 GL	09/90-05/92	B280F	108	2849		ALT WP PS ALT WP PS	AVX10X1075 AVX10X1100 AVX10X990 AVX10X1075 AVX10X1100 AVX10X990
		B280E	115				
2.9	08/90-07/94	B6304F	150	2922		ALT, (-AC), (AUTOM) ALT, (-AC), (MANL) ALT, (AC) CA, ⇒MTR-NO 131034 CA, ⇒MTR-NO 131034 CA, MTR-NO 131035⇒ CA, MTR-NO 131035⇒	6PK1256 6PK1270 6PK1623

<b>960 II (964)</b> 2.5	07/94-12/96	B6254S	125	2473		ALT, (-AC), (AUTOM) ALT, (-AC), (MANL) ALT, (AC), ⇒12/1994 ALT, (AC), 01/1995⇒ CA CA, 01/1995⇒	6PK1256 6PK1270 6PK1623 6PK1635
2.9	07/94-12/96	B6304S	150	2922		ALT, (-AC), (AUTOM) ALT, (-AC), (MANL) ALT, (AC), (1994) ALT, (AC), (1995, 1996)	6PK1256 6PK1270 6PK1623 6PK1642





<b>VOLVO</b>							
<b>960 II (964)</b>							
					CT759 CT759K1 CT902 CT902K1	CA, (1994) CA, (1994) CA, (1995, 1996) CA, (1995, 1996)	
<b>960 II Kombi (965)</b>							
2.5	08/94-12/96	B6254S	125	2473	CT902 CT902K1	ALT, (-AC), (AUTOM), ⇒12/1996 ALT, (-AC), (MANL), ⇒12/1996 ALT, (AC), ⇒12/1994 ALT, (AC), 01/1995⇒ CA CA, 01/1995⇒	6PK1256 6PK1270 6PK1623 6PK1635
2.9	09/94-12/96	B6304S	150	2922	CT759 CT759K1 CT902 CT902K1	ALT, (-AC), (AUTOM) ALT, (-AC), (MANL) ALT, (AC), (1994) ALT, (AC), (1995, 1996) CA, (1994) CA, (1994) CA, (1995, 1996) CA, (1995, 1996)	6PK1256 6PK1270 6PK1623 6PK1642
<b>960 Kombi (965)</b>							
2.4 TD Interc.	09/91-07/94	D24TIC	85	2383	CT641 CT704	PS ALT AC, 01/1993⇒ AC, ⇒12/1992 INJP CA	AVX10X1013 AVX10X1150 AVX13X900 AVX13X925
2.4 Tdi	09/90-08/93	D24TIC	90	2383	CT641 CT704	PS ALT AC, 01/1993⇒ AC, ⇒12/1992 INJP CA	AVX10X1013 AVX10X1150 AVX13X900 AVX13X925
2.8	09/90-05/92	B280F	108	2849		ALT WP PS	AVX10X1075 AVX10X1100 AVX10X990
		B280E	115			ALT WP PS	AVX10X1075 AVX10X1100 AVX10X990
2.9	08/90-07/94	B6304F, B6304S	150	2922	CT737 CT737K1 CT759 CT759K1	ALT, (-AC), (AUTOM) ALT, (-AC), (MANL) ALT, (AC), (1994) ALT, (AC), (1995/ 1996) CA, ⇒MTR-NO 131034 CA, ⇒MTR-NO 131034 CA, MTR-NO 131035⇒ CA, MTR-NO 131035⇒	6PK1256 6PK1270 6PK1623 6PK1642
<b>C30</b>							
1.6	10/06-	B4164S3	74	1596	CT881 CT881K3 CT881K5	AC ALT ALT, (AC) CA CA, ⇒08/2009 CA, 08/2009⇒	5PK868 ELAST 6PK1059 ELAST 6PK1059 ELAST T2
1.6 D	10/06-	D4164T	80	1560	CT1092 CT1092K1 CT1092WP1	ALT, (-AC) ALT, (AC) ONLY WITH VD1094 ALT, (Denso), FOR ALT: 120A, ALT-No: 104210-3511, 104210-3512, 104210-3513 ⇒CH-NO 219999 CA CA CA	6PK800 6PK976 MS08 AP9029 VD1094
1.8	10/06-	B4184S11	92	1798		AC AC ALT, ⇒CH-NO 73764	5PK705 ELAST 5PK705 ELAST T1 6PK1306
1.8 FlexFuel	01/07-	B4184S8	92	1798		AC AC ALT, ⇒CH-NO 73764	5PK705 ELAST 5PK705 ELAST T1 6PK1306
2.0	10/06-	B4204S3	107	1999		ALT, ⇒CH-NO 73764 AC AC	5PK705 ELAST 5PK705 ELAST T1 6PK1306
2.0 D	10/06-	D4204T	100	1998	CT1091	ALT, ⇒CH-NO 73764 ALT, AC ALT, (Denso), FOR ALT: 120A, ALT-No: 104210-3511, 104210-3512, 104210-3513 CA	6PK1217 AP9029

**VOLVO**



VOLVO

**VOLVO**

C30



					CT1091K1 CT1091WP1	CA CA	
2.4 i	10/06-	B5244S4	125	2435	CT979 CT979K3	AC ALT CA CA	5PK847 5PK890
D3	10/10-	D5204T5	110	1984	CT1010 CT1010K1	AC ALT CA CA	5PK847 5PK890
D4	10/10-	D5204T	130	1984	CT1010 CT1010K1	AC ALT CA CA	5PK847 5PK890
D5	10/06-	D5244T8, D5244T13	132	2400	CT1010 CT1010K1 CT1010WP1	AC ALT CA CA CA	5PK847 5PK890
		D5244T9	120		CT1010 CT1010K1 CT1010WP1	AC ALT CA CA CA	5PK847 5PK890
T5	10/06-	B5254T3	162	2521	CT979 CT979K2 CT979K3	AC ALT CA CA, ⇨MTR-NO 3887615 CA, MTR-NO 3887616⇨	5PK847 5PK890
	03/07-	B5254T7	169		CT979 CT979K3	AC ALT CA CA	5PK847 5PK890

**C70 I Cabriolet**

2.0	03/98-10/05	B5204T2	132	1984	CT759 CT759K1 CT979 CT979K1 CT979WP1	ALT, (-AC), (AUTOM) ALT, (-AC), (MANL) ALT, (AC) CA, ⇨MTR-NO 1266127 CA, ⇨MTR-NO 1266127 CA, MTR-NO 1266128⇨ CA, MTR-NO 1266128⇨ CA, MTR-NO 1266128⇨	6PK1256 6PK1270 6PK1743
2.0 T	03/00-10/05	B5204T4	120	1984	CT979 CT979K1 CT979WP1	ALT, (-AC) ALT, (AC), ⇨12/2000 ALT, (AC) ALT, (Bosch), FOR ALT: 120A, OE-NO 8601841, 9459077, MTR-CODE: B 5204 T4 01/2003⇨	6DPK1825 6DPK1841 6DPK1853 AP9041 VD1102
	03/98-10/05	B5204T3	166		CT759 CT759K1 CT979 CT979K1 CT979WP1	ALT, (-AC), (1999) ALT, (AC), (1999) ALT, (AC), (2000-) ALT, (-AC), (AUTOM), (1998) ALT, (-AC), (MANL), (1998) ALT, (AC), (1998) ALT, (Bosch), FOR ALT: 120A, OE-NO 8601841, 9459077, MTR-CODE: B 5204 T3 01/2003⇨	6DPK1825 6DPK1841 6DPK1853 6PK1256 6PK1270 6PK1743 AP9041 VD1102
2.3 T5	07/02-10/05	B5234T9	180	2319	CT979 CT979K1 CT979WP1	ALT, (AC) ALT, (Bosch), FOR ALT: 120A, OE-NO 8601841, 9459077, MTR-CODE: B 5234 T9 01/2003⇨	6DPK1841 AP9041 VD1102
2.3 T-5	03/98-10/05	B5234T3	176	2319		ALT, (-AC), (1999) ALT, (AC), (1999) ALT, (AC), (2000-) ALT, (-AC), (AUTOM), (1998) ALT, (-AC), (MANL), (1998) ALT, (AC), (1998)	6DPK1825 6DPK1841 6DPK1853 6PK1256 6PK1270 6PK1743





<b>VOLVO</b>							
<b>C70 I Cabriolet</b>							
					<b>CT759</b> <b>CT759K1</b> <b>CT979</b> <b>CT979K1</b> <b>CT979WP1</b>	ALT, (Bosch), FOR ALT: 120A, OE-NO 8601841, 9459077, MTR-CODE: B 5234 T3 01/2003⇒ CA, ⇒MTR-NO 1266127 CA, ⇒MTR-NO 1266127 CA, MTR-NO 1266128⇒ CA, MTR-NO 1266128⇒ CA, MTR-NO 1266128⇒	<b>AP9041</b> <b>VD1102</b>
2.4 T	07/02-10/05	B5244T7	147	2435	<b>CT979</b> <b>CT979K1</b> <b>CT979WP1</b>	ALT, (-AC) ALT, (AC) ALT, (Bosch), FOR ALT: 120A, OE-NO 8601841, 9459077, MTR-CODE: B 5244 T7 01/2003⇒ CA CA CA	<b>6DPK1841</b> <b>6DPK1853</b> <b>AP9041</b> <b>VD1102</b>
2.5	06/98-10/05	B5254S	125	2435	<b>CT759</b> <b>CT759K1</b> <b>CT979</b> <b>CT979K1</b> <b>CT979WP1</b>	ALT, (-AC), (1999) ALT, (AC), (1999) ALT, (AC), (2000-) ALT, (-AC), (AUTOM), (1998) ALT, (-AC), (MANL), (1998) ALT, (AC), (1998) ALT, (Bosch), FOR ALT: 120A, OE-NO 9459077 CA, ⇒MTR-NO 1266127 CA, ⇒MTR-NO 1266127 CA, MTR-NO 1266128⇒ CA, MTR-NO 1266128⇒ CA, MTR-NO 1266128⇒	<b>6DPK1825</b> <b>6DPK1841</b> <b>6DPK1853</b> <b>6PK1256</b> <b>6PK1270</b> <b>6PK1743</b> <b>AP9041</b>
2.5 T	03/98-10/05	B5254T, B5244T	142	2435	<b>CT759</b> <b>CT759K1</b> <b>CT979</b> <b>CT979K1</b> <b>CT979WP1</b>	ALT, PS, 07/1998⇒, ⇒03/1999 ALT, PS, 03/1999⇒ ALT, PS, AC, 07/1998⇒, ⇒07/1999 ALT, PS, AC, 07/1999⇒ ALT, PS, 07/1999⇒ ALT, PS, (AUTOM), ⇒06/1998 ALT, PS, (MANL), ⇒06/1998 ALT, PS, AC, 01/1998⇒, ⇒06/1998 ALT, (Bosch), FOR ALT: 120A, OE-NO 8601841, 9459077, MTR-CODE: B 5254 T, B 5244 T 01/2003⇒ CA, ⇒MTR-NO 1266127 CA, ⇒MTR-NO 1266127 CA, MTR-NO 1266128⇒ CA, MTR-NO 1266128⇒ CA, MTR-NO 1266128⇒	<b>6DPK1825</b> <b>6DPK1841</b> <b>6DPK1841</b> <b>6DPK1853</b> <b>6DPK1853</b> <b>6PK1256</b> <b>6PK1270</b> <b>6PK1733</b> <b>AP9041</b> <b>VD1102</b>
<b>C70 I Coupe</b>							
2.0	03/97-09/02	B5204T2	132	1984	<b>CT759</b> <b>CT759K1</b> <b>CT979</b> <b>CT979K1</b> <b>CT979WP1</b>	ALT, (-AC), (AUTOM) ALT, (-AC), (MANL) ALT, (AC) CA, ⇒MTR-NO 1266127 CA, ⇒MTR-NO 1266127 CA, MTR-NO 1266128⇒ CA, MTR-NO 1266128⇒ CA, MTR-NO 1266128⇒	<b>6PK1256</b> <b>6PK1270</b> <b>6PK1743</b>
2.0 T	03/00-09/02	B5204T4	120	1984	<b>CT979</b> <b>CT979K1</b> <b>CT979WP1</b>	ALT, (-AC), (⇒1999) ALT, (AC), (⇒1999) ALT, (-AC), (⇒2000) ALT, (AC), (⇒2000) ALT, (Bosch), FOR ALT: 120A, OE-NO 8601841, 9459077, MTR-CODE: B 5204 T4 CA CA CA	<b>6DPK1825</b> <b>6DPK1841</b> <b>6DPK1841</b> <b>6DPK1853</b> <b>AP9041</b>
	03/97-09/02	B5204T3	166		<b>CT759</b> <b>CT759K1</b> <b>CT979</b> <b>CT979K1</b> <b>CT979WP1</b>	ALT, (-AC), (1999) ALT, (AC), (1999) ALT, (AC), (2000-) ALT, (-AC), (AUTOM), (1998) ALT, (-AC), (MANL), (1998) ALT, (AC), (1998) ALT, (Bosch), FOR ALT: 120A, OE-NO 8601841, 9459077, MTR-CODE: B 5204 T3 CA, ⇒MTR-NO 1266127 CA, ⇒MTR-NO 1266127 CA, MTR-NO 1266128⇒ CA, MTR-NO 1266128⇒ CA, MTR-NO 1266128⇒	<b>6DPK1825</b> <b>6DPK1841</b> <b>6DPK1853</b> <b>6PK1256</b> <b>6PK1270</b> <b>6PK1743</b> <b>AP9041</b>
2.3 T-5	03/97-09/02	B5234T3	176	2319	<b>CT979</b> <b>CT979K1</b> <b>CT979WP1</b>	ALT, (-AC), (1999)	<b>6DPK1825</b>

**VOLVO**



VOLVO

**VOLVO**

C70 I Coupe

						ALT, (AC), (1999) ALT, (AC), (2000-) ALT, (-AC), (AUTOM), (1998) ALT, (-AC), (MANL), (1998) ALT, (AC), (1998) ALT, (Bosch), FOR ALT: 120A, OE-NO 8601841, 9459077, MTR-CODE: B 5234 T3 CA, ⇨MTR-NO 1266127 CA, ⇨MTR-NO 1266127 CA, MTR-NO 1266128⇨ CA, MTR-NO 1266128⇨ CA, MTR-NO 1266128⇨	6DPK1841 6DPK1853 6PK1256 6PK1270 6PK1743 AP9041
2.5	03/99-09/02	B5254S	121	2435	CT759 CT759K1 CT979 CT979K1 CT979WP1	ALT, (-AC), (1999) ALT, (AC), (1999) ALT, (AC), (2000-) ALT, (-AC), (AUTOM), (1998) ALT, (-AC), (MANL), (1998) ALT, (AC), (1998) ALT, (Bosch), FOR ALT: 120A, OE-NO 9459077 CA, ⇨MTR-NO 1266127 CA, ⇨MTR-NO 1266127 CA, MTR-NO 1266128⇨ CA, MTR-NO 1266128⇨ CA, MTR-NO 1266128⇨	6DPK1825 6DPK1841 6DPK1853 6PK1256 6PK1270 6PK1743 AP9041
	05/99-09/02	B5254S, B5244S	125		CT759 CT759K1 CT979 CT979K1 CT979WP1	ALT, (-AC), (1999) ALT, (AC), (1999) ALT, (AC), (2000-) ALT, (-AC), (AUTOM), (1998) ALT, (-AC), (MANL), (1998) ALT, (AC), (1998) ALT, (Bosch), FOR ALT: 120A, OE-NO 8601841, 9459077, MTR-CODE: B 5244 S CA, ⇨MTR-NO 1266127 CA, ⇨MTR-NO 1266127 CA, MTR-NO 1266128⇨ CA, MTR-NO 1266128⇨ CA, MTR-NO 1266128⇨	6DPK1825 6DPK1841 6DPK1853 6PK1256 6PK1270 6PK1743 AP9041
2.5 T	03/97-09/02	B5254T, B5244T	142	2435	CT759 CT759K1 CT979 CT979K1 CT979WP1	ALT, (-AC), (1999) ALT, (AC), (1999) ALT, (AC), (2000-) ALT, (-AC), (AUTOM), (1998) ALT, (-AC), (MANL), (1998) ALT, (AC), (1998) ALT, (Bosch), FOR ALT: 120A, OE-NO 8601841, 9459077, MTR-CODE: B 5254 T, B 5244 T CA, ⇨MTR-NO 1266127 CA, ⇨MTR-NO 1266127 CA, MTR-NO 1266128⇨ CA, MTR-NO 1266128⇨ CA, MTR-NO 1266128⇨	6DPK1825 6DPK1841 6DPK1853 6PK1256 6PK1270 6PK1743 AP9041

**C70 II Cabriolet**

2.0 D	01/08-	D4204T	100	1997	CT1091 CT1091K1 CT1091WP1	ALT ALT, (Denso), FOR ALT: 120A, ALT-No: 104210-3511, 104210-3512, 104210-3513 CA CA CA	6PK1217 AP9029
2.4	03/06-	B5244S5	103	2435	CT979 CT979K2 CT979K3	AC ALT CA CA, ⇨CH-NO 1186 CA, CH-NO 1187⇨	5PK847 5PK890
2.4 i	03/06-	B5244S4	125	2435	CT979 CT979K2 CT979K3	AC ALT CA CA, ⇨CH-NO 1186 CA, CH-NO 1187⇨	5PK847 5PK890
D5	03/06-	D5244T8, D5244T13	132	2400	CT1010 CT1010K1 CT1010WP1	AC ALT CA CA CA	5PK847 5PK890
T5	03/06-	B5254T3	162	2521	CT979 CT979K2	AC ALT CA CA, ⇨CH-NO 1186	5PK847 5PK890





<b>VOLVO</b>							
<b>C70 II Cabriolet</b>							
	03/07-	B5254T7	169		<b>CT979K3</b>	CA, CH-NO 1187⇒ AC ALT CA CA, ⇒CH-NO 1186 CA, CH-NO 1187⇒	<b>5PK847</b> <b>5PK890</b>
<b>P 121</b>							
1.6	05/59-09/66	B16A	44	1596		DYN, FAN	<b>AVX10X888</b>
1.8	05/59-09/66	B18A	50	1775		DYN, FAN	<b>AVX10X888</b>
	02/67-05/71	B18	55	1780		DYN, FAN	<b>AVX10X888</b>
2.0	11/68-05/71	B20A	60	1986		DYN, FAN	<b>AVX10X888</b>
<b>P 122 S AMAZON</b>							
1.6	05/59-09/66	B16	61	1596		DYN, FAN	<b>AVX10X888</b>
1.8	05/59-07/67	B18	59	1780		DYN, FAN	<b>AVX10X888</b>
	09/66-05/71		63			DYN, FAN	<b>AVX10X888</b>
			76			DYN, FAN	<b>AVX10X888</b>
	02/67-05/71	B18D	66			DYN, FAN	<b>AVX10X888</b>
2.0	11/68-05/71	B20B	74	1986		DYN, FAN	<b>AVX10X888</b>
<b>P 122 S AMAZON Kombi</b>							
1.8	08/61-07/67	B18	59	1780		DYN, FAN	<b>AVX10X888</b>
<b>P 1800</b>							
1.8	04/62-05/70		76	1767		DYN, FAN	<b>AVX10X888</b>
			66			DYN, FAN	<b>AVX10X888</b>
1.8 S	04/62-05/70		71	1767		DYN, FAN	<b>AVX10X888</b>
2.0 ES	04/72-11/73	B20E	91	1954		DYN, FAN	<b>AVX10X888</b>
<b>P 2200 Kombi</b>							
1.8	09/64-08/67		50	1761		ALT	<b>AVX10X888</b>
			59			ALT	<b>AVX10X888</b>
			63			ALT	<b>AVX10X888</b>
<b>P 544</b>							
1.6	08/61-07/66	B16A	44	1596		DYN, FAN	<b>AVX10X838</b>
	08/61-07/67	B16B	61			DYN, FAN	<b>AVX10X838</b>
1.8	08/61-07/67	B18D	59	1780		DYN, FAN	<b>AVX10X838</b>
		B18A	50	1775		DYN, FAN	<b>AVX10X838</b>
<b>S40 I (VS)</b>							
1.6	03/99-12/03	B4164S2	80	1587		ALT, (AC), 01/2000⇒ ALT, (-AC), ⇒MTR-NO 1440994 ALT, (-AC), MTR-NO 1440995⇒, ⇒12/1999 ALT, (AC), ⇒MTR-NO 1440994 ALT, (AC), MTR-NO 1440995⇒, ⇒12/1999 ALT, (Nippon Denso), FOR ALT: 120A, OE-NO 8601699 CA, ⇒MTR-NO 1219110 CA, ⇒MTR-NO 1219110 CA, MTR-NO 1219111⇒, ⇒MTR-NO 2816209 CA, MTR-NO 1219111⇒ CA, MTR-NO 1219111⇒	<b>6DPK1841</b> <b>6PK1613</b> <b>6PK1623</b> <b>6PK1750</b> <b>6PK1760</b> <b>AP9051</b>
	09/95-08/99	B4164S	77	1588		ALT, PS, ⇒MTR-NO 1440994 ALT, PS, MTR-NO 1440995⇒ ALT, PS, AC, ⇒MTR-NO 1440994 ALT, PS, AC, MTR-NO 1440995⇒ ALT, (Nippon Denso), FOR ALT: 120A, OE-NO 8601699 CA, ⇒MTR-NO 1219110 CA, ⇒MTR-NO 1219110 CA, MTR-NO 1219111⇒ CA, MTR-NO 1219111⇒ CA, MTR-NO 1219111⇒	<b>6PK1613</b> <b>6PK1623</b> <b>6PK1750</b> <b>6PK1760</b> <b>AP9051</b>
1.8	03/99-12/03	B4184S2, B4184S9	90	1783		ALT ALT, (Nippon Denso), FOR ALT: 120A, OE-NO 8601699 CH-NO CH920000⇒ CA, (AUTOM-TP) CA, (AUTOM-TP) CA, (MANL-TP), MTR-NO 1266196⇒ CA, (MANL-TP), MTR-NO 1266196⇒ CA, (MANL-TP), MTR-NO 1266196⇒	<b>6DPK1841</b> <b>AP9051</b> <b>VD1102</b>
	07/95-08/99	B4184S, B4184S3	85	1731		ALT, PS, ⇒MTR-NO 1440994 ALT, PS, MTR-NO 1440995⇒ ALT, PS, AC, ⇒MTR-NO 1440994 ALT, PS, AC, MTR-NO 1440995⇒ ALT, (Nippon Denso), FOR ALT: 120A, OE-NO 8601699 CH-NO CH920000⇒ CA, ⇒MTR-NO 1219110 CA, ⇒MTR-NO 1219110 CA, MTR-NO 1219111⇒	<b>6PK1613</b> <b>6PK1623</b> <b>6PK1750</b> <b>6PK1760</b> <b>AP9051</b> <b>VD1102</b>

**VOLVO**



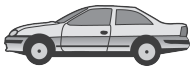
**VOLVO**

**VOLVO**

S40 I (VS)

					CT979K1 CT979WP1	CA, MTR-NO 1219111⇒ CA, MTR-NO 1219111⇒	
1.8 i	03/98-12/03	B4184SM	92	1834		ALT PS, (-AC) PS, (AC) ALT, CH-NO 415000⇒, ⇒CH-NO 964074, (Nippon Denso), FOR ALT: 120A, OE-NO 8601699	4PK780 5PK1090 5PK1345 AP9051
	06/01-12/03	B4184SJ	90		CT941 CT941K1	CA CA	
					CT941 CT941K1	ALT PS, (-AC) PS, (AC) ALT, CH-NO 415000⇒, ⇒CH-NO 964076, (Nippon Denso), FOR ALT: 120A, OE-NO 8601699	4PK780 5PK1090 5PK1345 AP9051
1.9 DI	03/99-07/00	D4192T2	70	1870		ALT, (-AC) ALT, (AC) ALT, (Valeo), FOR ALT: 120A, OE-NO 8251635, 8251641, 8251644, 8251647, 8251648 ALT, (Valeo), FOR ALT: 125A, OE-NO 8251725, 3602231 ALT, (Valeo), FOR ALT: 80A, OE-NO 8251638, 8251640 ALT, (Valeo), FOR ALT: 110A, OE-NO 8251637, 8251646, 8602185, 8251645 ALT, (Valeo), FOR ALT: 120A, OE-NO 8251648, 8251641, 8251647, 8251635, 8251644	6PK1138 6PK1642 AP9039  AP9039 AP9052 AP9052 AP9052
	07/00-12/03	D4192T4	75		CT940 CT940K1 CT940K2	CA CA CA	
					CT1025 CT1025K1 CT1025WP1 CT1025WP2	ALT, (-AC) ALT, (AC) ALT, (Valeo), FOR ALT: 120A, OE-NO 8251635, 8251641, 8251644, 8251647, 8251648 ALT, (Valeo), FOR ALT: 125A, OE-NO 8251725, 3602231 ALT, (Valeo), FOR ALT: 80A, OE-NO 8251638, 8251640 ALT, (Valeo), FOR ALT: 110A, OE-NO 8251637, 8251646, 8602185, 8251645 ALT, (Valeo), FOR ALT: 120A, OE-NO 8251648, 8251641, 8251647, 8251635, 8251644	5PK1120 6PK1795 AP9039  AP9039 AP9052 AP9052 AP9052
		D4192T3	85			ALT, (-AC) ALT, (AC) ALT, (Valeo), FOR ALT: 120A, OE-NO 8251635, 8251641, 8251644, 8251647, 8251648 ALT, (Valeo), FOR ALT: 125A, OE-NO 8251725, 3602231 ALT, (Valeo), OE-NO 36002231, FOR ALT: 125A, (-AUTOM-AC) ALT, (Valeo), FOR ALT: 80A, OE-NO 8251638, 8251640 ALT, (Valeo), FOR ALT: 110A, OE-NO 8251637, 8251646, 8602185, 8251645 ALT, (Valeo), FOR ALT: 120A, OE-NO 8251648, 8251641, 8251647, 8251635, 8251644	5PK1120 6PK1795 AP9039  AP9039 AP9043 AP9052 AP9052 AP9052
					CT1025 CT1025K1 CT1025WP1 CT1025WP2	CA CA CA CA	
1.9 T4	05/97-07/00	B4194T, B4194T2	147	1855		ALT, 01/2000⇒ ALT, PS, ⇒MTR-NO 1440994, ⇒12/1999 ALT, PS, MTR-NO 1440995⇒, ⇒12/1999 ALT, PS, AC, ⇒MTR-NO 1440994, ⇒12/1999	6DPK1841 6PK1613 6PK1623 6PK1750





## VOLVO

S40 I (VS)

					ALT, PS, AC, MTR-NO 1440995⇒, ⇒12/1999 ALT, (Nippon Denso), FOR ALT: 120A, OE- NO 8601699 CH-NO CH920000⇒ CA, ⇒MTR-NO 1219110 CA, ⇒MTR-NO 1219110 CA, MTR-NO 1219111⇒ CA, MTR-NO 1219111⇒ CA, MTR-NO 1219111⇒	6PK1760 AP9051 VD1102
1.9 TD	07/95-08/99	D4192T	66	1870	ALT, PS ALT, PS, AC ALT, (Valeo), FOR ALT: 120A, OE-NO 8251635, 8251641, 8251644, 8251647, 8251648 ALT, (Valeo), FOR ALT: 125A, OE-NO 8251725, 3602231 ALT, (Valeo), FOR ALT: 80A, OE-NO 8251638, 8251640 ALT, (Valeo), FOR ALT: 110A, OE-NO 8251637, 8251646, 8251645, 8602185 ALT, (Valeo), FOR ALT: 120A, OE-NO 8251648, 8251644, 8251635, 8251647, 8251641 CA, MTR-NO 3535⇒, (SEE BELT SPEC), (HTD2) CA, MTR-NO 20 560⇒, (SEE BELT SPEC), (HTD2) CA, MTR-NO 20 560⇒, (SEE BELT SPEC), (HTD2) CA, ⇒MTR-NO 3534	6PK1138 6PK1642 AP9039 AP9039 AP9052 AP9052 AP9052
2.0	07/95-12/03	B4204S, B4204S2	100	1948	ALT, MTR-CODE: B4204S2 ALT, PS, ⇒MTR-NO 1440994, MTR-CODE: B4204S ALT, PS, MTR-NO 1440995⇒, MTR-CODE: B4204S ALT, PS, AC, ⇒MTR-NO 1440994, MTR- CODE: B4204S ALT, PS, AC, MTR-NO 1440995⇒, MTR- CODE: B4204S ALT, (Nippon Denso), FOR ALT: 120A, OE- NO 8601699 CH-NO CH920000⇒ CA, ⇒MTR-NO 1219110 CA, ⇒MTR-NO 1219110 CA, MTR-NO 1219111⇒ CA, MTR-NO 1219111⇒ CA, MTR-NO 1219111⇒	6DPK1841 6PK1613 6PK1623 6PK1750 6PK1760 AP9051 VD1102
	07/95-08/99	B4204S	103		ALT, PS, ⇒MTR-NO 1440994 ALT, PS, MTR-NO 1440995⇒ ALT, PS, AC, ⇒MTR-NO 1440994 ALT, PS, AC, MTR-NO 1440995⇒ ALT, (Nippon Denso), FOR ALT: 120A, OE- NO 8601699 CH-NO CH920000⇒ CA, ⇒MTR-NO 1219110 CA, ⇒MTR-NO 1219110 CA, MTR-NO 1219111⇒ CA, MTR-NO 1219111⇒ CA, MTR-NO 1219111⇒	6PK1613 6PK1623 6PK1750 6PK1760 AP9051 VD1102
2.0 T	10/97-07/00	B4204T	118	1948	ALT, 01/2000⇒ ALT, PS, ⇒MTR-NO 1440994, ⇒12/1999 ALT, PS, MTR-NO 1440995⇒, ⇒12/1999 ALT, PS, AC, ⇒MTR-NO 1440994, ⇒12/1999 ALT, PS, AC, MTR-NO 1440995⇒, ⇒12/1999 ALT, (Nippon Denso), FOR ALT: 120A, OE- NO 8601699 CH-NO CH920000⇒ CA, ⇒MTR-NO 1219110 CA, ⇒MTR-NO 1219110 CA, MTR-NO 1219111⇒ CA, MTR-NO 1219111⇒ CA, MTR-NO 1219111⇒	6DPK1841 6PK1613 6PK1623 6PK1750 6PK1760 AP9051 VD1102
	07/00-06/01	B4204T3, B4204T2	121		ALT ALT, (Nippon Denso), FOR ALT: 120A, OE- NO 8601699	6DPK1841 AP9051





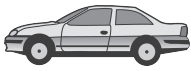


VOLVO

**VOLVO**

S40 I (VS)							
					CT979 CT979K1 CT979WP1	CH-NO CH920000⇒ CA CA CA	VD1102
	06/01-12/03	B4204T3	120			ALT ALT, (Nippon Denso), FOR ALT: 120A, OE-NO 8601699 CH-NO CH920000⇒ CA CA CA	6DPK1841 AP9051 VD1102
2.0 T4	07/00-12/03	B4204T5	147	1948		ALT ALT, (Nippon Denso), FOR ALT: 120A, OE-NO 8601699 CH-NO CH920000⇒ CA CA CA	6DPK1841 AP9051 VD1102
					CT979 CT979K1 CT979WP1	CA CA CA	
S40 II (MS)							
1.6	01/05-	B4164S3	74	1596	CT881 CT881K2 CT881K3 CT881K5	AC ALT ALT, (AC) CA CA, ⇒CH-NO 115002 CA, CH-NO 115003⇒, ⇒08/2009 CA, 08/2009⇒	5PK868 ELAST 6PK1059 ELAST 6PK1059 ELAST T2
1.6 D	01/05-	D4164T	81	1560	CT1092 CT1092K1 CT1092WP1	ALT, (-AC) ALT, (AC) ONLY WITH VD1094 ALT, (Denso), FOR ALT: 120A, ALT-No: 104210-3511, 104210-3512, 104210-3513 CA CA CA	6PK800 6PK976 MS08 AP9029 VD1094
1.8	04/04-	B4184S11	92	1798		AC AC ALT, ⇒CH-NO 395828	5PK705 ELAST 5PK705 ELAST T1 6PK1306
1.8 FlexFuel	01/06-	B4184S8	92	1798		AC AC ALT, ⇒CH-NO 395828	5PK705 ELAST 5PK705 ELAST T1 6PK1306
2.0	10/06-	B4204S3	107	1999		AC AC ALT, ⇒CH-NO 395828	5PK705 ELAST 5PK705 ELAST T1 6PK1306
2.0 D	01/04-	D4204T	100	1998	CT1091 CT1091K1 CT1091WP1	ALT, AC ALT, (Denso), FOR ALT: 120A, ALT-No: 104210-3511, 104210-3512, 104210-3513 CA CA CA	6PK1217 AP9029
2.0 D4	07/05-	D4204T2	96	1998	CT1091 CT1091K1 CT1091WP1	ALT ALT, (Denso), FOR ALT: 120A, ALT-No: 104210-3511, 104210-3512, 104210-3513 CA CA CA	6PK1217 AP9029
2.4	01/04-	B5244S5	103	2435	CT979 CT979K2 CT979K3	AC ALT CA CA, ⇒CH-NO 202464 CA, CH-NO 202465⇒, MTR-CODE: B5244S4, B5244S5	5PK847 5PK890
		B5244S	125		CT979 CT979K3	AC ALT ALT, (Bosch), FOR ALT: 140A, OE-NO 8602710, 8602343, MTR-CODE: B 5244 S CA CA, CH-NO 202465⇒, MTR-CODE: B5244S4, B5244S5	5PK847 5PK890 AP9041
2.4 AWD	08/06-	B5244S4	125	2435	CT979 CT979K2 CT979K3	AC ALT CA CA, ⇒MTR-NO 3887615 CA, MTR-NO 3887616⇒	5PK847 5PK890
2.4 D5	03/06-	D5244T8	132	2400		AC	5PK847





## VOLVO

S40 II (MS)

					CT1010 CT1010K1 CT1010WP1	ALT CA CA CA	5PK890
D3	10/10-	D5204T5	110	1984	CT1010 CT1010K1	AC ALT CA CA	5PK847 5PK890
T5	01/04-	B5254T3	162	2521	CT979 CT979K2 CT979K3	AC ALT CA CA, ⇨CH-NO 202464 CA, CH-NO 202465⇨, MTR-CODE: B5254T3, B5254T7	5PK847 5PK890
	03/07-	B5254T7	169		CT979 CT979K2 CT979K3	AC ALT CA CA, ⇨CH-NO 202464 CA, CH-NO 202465⇨	5PK847 5PK890
T5 AWD	04/04-	B5254T3	162	2521	CT979 CT979K2 CT979K3	AC ALT CA CA, ⇨CH-NO 202464 CA, CH-NO 202465⇨, MTR-CODE: B5254T3, B5254T7	5PK847 5PK890
	03/07-	B5254T7	169		CT979 CT979K2 CT979K3	AC ALT CA CA, ⇨CH-NO 202464 CA, CH-NO 202465⇨	5PK847 5PK890

S60

2.0 T	09/01-04/10	B5204T5	132	1984	CT979 CT979K1 CT979K2 CT979WP1	ALT, PS, AC ALT, (Bosch), FOR ALT: 120A, OE-NO 8602276, 8251071, FOR ALT: 140A, OE- NO 8602343, 8602710, FOR ALT: 160A, OE-NO 8602714, MTR-CODE: B 5204 T5 01/2003⇨ CA CA, ⇨MTR-NO 3188688 CA, MTR-NO 3188689⇨ CA, ⇨MTR-NO 3188688	6DPK1841 AP9041  VD1102
2.3 T5	07/00-09/02	B5234T7	195	2319	CT979 CT979K1 CT979K2	ALT ALT ONLY WITH VD1077 ALT, (Bosch), FOR ALT: 120A, OE-NO 8602276, 8251071, FOR ALT: 140A, OE- NO 8602710, 8602343, FOR ALT: 160A, OE-NO 8602714, MTR-CODE: B 5234 T7  CA CA, ⇨MTR-NO 3188688 CA, MTR-NO 3188689⇨	6DPK1841 6DPK1841D1 MS39 AP9041  VD1077
2.4	11/00-04/10	B5244S2	103	2435	CT979 CT979K1 CT979K2 CT979WP1	ALT, PS, AC ALT, (Bosch), FOR ALT: 120A, OE-NO 8602276, 8251071, FOR ALT: 140A, OE- NO 8602710, 8602343, FOR ALT: 160A, OE-NO 8602714, MTR-CODE: B 5244 S2 01/2003⇨ CA CA, ⇨MTR-NO 3188688 CA, MTR-NO 3188689⇨ CA, ⇨MTR-NO 3188688	6DPK1841 AP9041  VD1102
		B5244S	125		CT979 CT979K1 CT979K2 CT979WP1	ALT, PS, AC ALT, (Bosch), FOR ALT: 120A, OE-NO 8602276, 8251071, FOR ALT: 140A, OE- NO 8602710, FOR ALT: 160A, OE-NO 8602714, MTR-CODE: B 5244 S 01/2003⇨ CA CA, ⇨MTR-NO 3188688 CA, MTR-NO 3188689⇨ CA, ⇨MTR-NO 3188688	6DPK1841 AP9041  VD1102
2.4 AWD	02/04-04/10	B5244T5	191	2401		ALT, CH-NO 545225⇨ ALT, ⇨CH-NO 545224 ALT, MODEL '08⇨, ⇨CH-NO 545224 ONLY WITH VD1077 ALT, (Bosch), FOR ALT: 140A, OE-NO 36050263, FOR ALT: 160A, OE-NO	6DPK1825 6DPK1841 6DPK1841D1 MS39 AP9041

VOLVO



**VOLVO**

**VOLVO**

S60



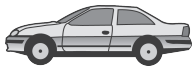
					<p>MODEL '08⇒, ⇒CH-NO 545224 CA, MODEL '08⇒ CA, MODEL '08⇒ CA, ⇒MODEL '07 CA, ⇒MTR-NO 3188688 CA, MTR-NO 3188689⇒, ⇒MODEL '07</p>	<p>VD1077</p>
2.4 Bifuel	06/02-04/10	B5244SG2	103	2435	<p>ALT, PS, AC ALT, (Bosch), FOR ALT: 120A, OE-NO 8602276, 8251071, FOR ALT: 140A, OE-NO 8602710, FOR ALT: 160A, OE-NO 8602714, MTR-CODE: B 5244 SG2 01/2003⇒ CA CA, ⇒MTR-NO 3188688 CA, MTR-NO 3188689⇒ CA, ⇒MTR-NO 3188688</p>	<p>6DPK1841 AP9041</p> <p>VD1102</p>
2.4 D	12/01-04/10	D5244T2	96	2401	<p>ALT, CH-NO 545225⇒ ALT, ⇒CH-NO 545224 ALT, PS, AC ONLY WITH VD1077 ALT, (Bosch), FOR ALT: 160A, OE-NO 8602714 ALT, (Bosch), FOR ALT: 120A, OE-NO 8111122, FOR ALT: 140A, OE-NO 8602710, FOR ALT: 160A, OE-NO 8602714, MTR-CODE: D 5244 T2 CA CA CA</p>	<p>6DPK1825 6DPK1841 6DPK1841D1 MS39 AP9033</p> <p>AP9041</p> <p>VD1077</p>
	09/05-04/10	D5244T7	93		<p>ALT, PS, AC ALT, PS, AC ONLY WITH VD1077 ALT, (Bosch), FOR ALT: 140A, OE-NO 36050263, FOR ALT: 160A, OE-NO 36050266 CA CA CA</p>	<p>6DPK1841 6DPK1841D1 MS39 AP9041</p> <p>VD1077</p>
	09/05-01/09	D5244T5	120	2400	<p>ALT, CH-NO 545225⇒ ALT, ⇒CH-NO 545224 ALT, (Bosch), FOR ALT: 140A, OE-NO 8603262, FOR ALT: 160A, OE-NO 8603265, MTR-CODE: D 5244 T5 CA CA CA</p>	<p>6DPK1825 6DPK1841 AP9041</p>
2.4 D5	07/01-04/10	D5244T	120	2401	<p>ALT ALT ONLY WITH VD1077 ALT, (Bosch), FOR ALT: 160A, OE-NO 8602714 ALT, (Bosch), FOR ALT: 120A, OE-NO 8111122, FOR ALT: 140A, OE-NO 8602710, FOR ALT: 160A, OE-NO 8602714, MTR-CODE: D 5244 T CA CA CA</p>	<p>6DPK1841 6DPK1841D1 MS39 AP9033</p> <p>AP9041</p> <p>VD1077</p>
	09/05-04/10	D5244T4	136		<p>ALT ALT ONLY WITH VD1077 ALT, (Bosch), FOR ALT: 140A, OE-NO 8603262, FOR ALT: 160A, OE-NO 8603265, MTR-CODE: D 5244 T4 CA CA CA</p>	<p>6DPK1841 6DPK1841D1 MS39 AP9041</p> <p>VD1077</p>
2.4 T	11/00-04/10	B5244T3	147	2435	<p>ALT, PS, AC ALT, (Bosch), FOR ALT: 120A, OE-NO 8602276, 8251071, FOR ALT: 140A, OE-NO 8602710, 8602343, FOR ALT: 160A, OE-NO 8602714, MTR-CODE: B 5244 T3 01/2003⇒ CA</p>	<p>6DPK1841 AP9041</p> <p>VD1102</p>





<b>VOLVO</b>						
<b>S60</b>						
2.4 T AWD	11/01-04/10	B5244T3	147	2435	<b>CT979K1</b> <b>CT979K2</b> <b>CT979WP1</b>	CA, ⇒MTR-NO 3188688 CA, MTR-NO 3188689⇒ CA, ⇒MTR-NO 3188688
					<b>CT979</b> <b>CT979K1</b> <b>CT979K2</b> <b>CT979WP1</b>	ALT, PS, AC ALT, (Bosch), FOR ALT: 120A, OE-NO 8602276, 8251071, FOR ALT: 140A, OE-NO 8602710, 8602343, FOR ALT: 160A, OE-NO 8602714, MTR-CODE: B 5244 T3 01/2003⇒ CA CA, ⇒MTR-NO 3188688 CA, MTR-NO 3188689⇒ CA, ⇒MTR-NO 3188688
						<b>6DPK1841</b> <b>AP9041</b>  <b>VD1102</b>
2.4 T5	04/04-04/10	B5244T5	191	2401	<b>CT1010</b> <b>CT1010K1</b> <b>CT979</b> <b>CT979K1</b> <b>CT979K2</b> <b>CT979WP1</b>	ALT, CH-NO 545225⇒ ALT, ⇒CH-NO 545224 ALT, (Bosch), FOR ALT: 140A, OE-NO 36050263, FOR ALT: 160A, OE-NO 36050266 MODEL '08⇒, ⇒CH-NO 545224 CA, MODEL '08⇒ CA, MODEL '08⇒ CA, ⇒MODEL '07 CA, ⇒MTR-NO 3188688, ⇒MODEL '07 CA, MTR-NO 3188689⇒, ⇒MODEL '07 CA, ⇒MTR-NO 3188688, ⇒MODEL '07
						<b>6DPK1825</b> <b>6DPK1841</b> <b>AP9041</b>  <b>VD1102</b>
2.5 T	02/04-04/10	B5254T2	154	2521	<b>CT979</b> <b>CT979K1</b> <b>CT979K2</b> <b>CT979WP1</b>	ALT, PS, AC ALT, (Bosch), FOR ALT: 160A, OE-NO 8602714 ALT, (Bosch), FOR ALT: 120A, OE-NO 8602276, 8251071, FOR ALT: 140A, OE-NO 8602710, MTR-CODE: B 5254 T2 CA CA, ⇒MTR-NO 3188688 CA, MTR-NO 3188689⇒ CA, ⇒MTR-NO 3188688
						<b>6DPK1841</b> <b>AP9033</b>  <b>AP9041</b>  <b>VD1102</b>
2.5 T AWD	04/04-04/10	B5254T2	154	2521	<b>CT979</b> <b>CT979K1</b> <b>CT979K2</b> <b>CT979WP1</b>	ALT, PS, AC ALT, (Bosch), FOR ALT: 160A, OE-NO 8602714 ALT, (Bosch), FOR ALT: 120A, OE-NO 8602276, 8251071, FOR ALT: 140A, OE-NO 8602710, MTR-CODE: B 5254 T2 CA CA, ⇒MTR-NO 3188688 CA, MTR-NO 3188689⇒ CA, ⇒MTR-NO 3188688
						<b>6DPK1841</b> <b>AP9033</b>  <b>AP9041</b>  <b>VD1102</b>
R 2,5 T AWD	03/03-04/10	B5254T4	221	2521	<b>CT979</b> <b>CT979K1</b> <b>CT979K2</b> <b>CT979WP1</b>	ALT, PS, AC ALT, (Bosch), FOR ALT: 160A, OE-NO 8602714 ALT, (Bosch), FOR ALT: 120A, OE-NO 8602276, 8251071, FOR ALT: 140A, OE-NO 8602710, FOR ALT: 160A, OE-NO 8602714, MTR-CODE: B 5254 T4 CA CA, ⇒MTR-NO 3188688 CA, MTR-NO 3188689⇒ CA, ⇒MTR-NO 3188688
						<b>6DPK1825</b> <b>AP9033</b>  <b>AP9041</b>  <b>VD1102</b>
T5	11/00-04/10	B5234T3	184	2319	<b>CT979</b> <b>CT979K1</b> <b>CT979K2</b> <b>CT979WP1</b>	ALT, PS, AC ALT, (Bosch), FOR ALT: 120A, OE-NO 8602276, 8251071, FOR ALT: 140A, OE-NO 8602710, 8602343, FOR ALT: 160A, OE-NO 8602714, MTR-CODE: B 5234 T3 01/2003⇒ CA CA, ⇒MTR-NO 3188688 CA, MTR-NO 3188689⇒ CA, ⇒MTR-NO 3188688
						<b>6DPK1841</b> <b>AP9041</b>  <b>VD1102</b>
<b>S60 II</b>						
D3	04/10-04/12	D5204T2, D5204T3	120	1984	<b>CT1010</b> <b>CT1010K1</b>	ALT AC CA CA
						<b>5PK1120</b> <b>5PK628 ELAST</b>
D5	06/11-	D5244T11, D5244T15	158	2400	<b>CT1010</b> <b>CT1010K1</b> <b>CT1010WP1</b>	ALT CA CA CA
						<b>5PK1120</b>

**VOLVO**

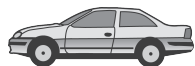


VOLVO

**VOLVO**

S60 II ↔	04/10-	D5244T10	151		CT1010 CT1010K1	ALT CA CA	5PK1120	
	D5 AWD	06/11-	D5244T11, D5244T15	158	2400	CT1010 CT1010K1 CT1010WP1	ALT CA CA CA	5PK1120
		04/10-	D5244T10	151		CT1010 CT1010K1	ALT CA CA	5PK1120
S70 (P80_) 2.0	01/97-11/00	B5204T4	120	1984	CT759 CT759K1 CT979 CT979K1 CT979WP1	ALT, (-AC), (1999)	6DPK1825	
						ALT, (AC), (1999)	6DPK1841	
						ALT, (AC), (2000-)	6DPK1853	
						ALT, (-AC), (AUTOM), (1998)	6PK1256	
						ALT, (-AC), (MANL), (1998)	6PK1270	
ALT, (AC), (1998)	6PK1743							
ALT, (Bosch), FOR ALT: 120A, OE-NO 8601841, 9459077, MTR-CODE: B 5204 T4	AP9041							
					CA, ⇒MTR-NO 1266127			
					CA, ⇒MTR-NO 1266127			
					CA, MTR-NO 1266128⇒			
					CA, MTR-NO 1266128⇒			
					CA, MTR-NO 1266128⇒			
		B5202S	93		CT855 CT855K1 CT981 CT981K1	ALT, (-AC), (1999)	6DPK1825	
						ALT, (AC), (1999)	6DPK1841	
						ALT, (AC), (2000-)	6DPK1853	
						ALT, (-AC), (AUTOM), (1997,1998)	6PK1256	
						ALT, (-AC), (MANL), (1997,1998)	6PK1270	
					ALT, (AC), (1997,1998)	6PK1743		
					CA, ⇒MTR-NO 1266127			
					CA, ⇒MTR-NO 1266127			
					CA, MTR-NO 1266128⇒			
					CA, MTR-NO 1266128⇒			
		B5204F	105		CT855 CT855K1 CT981 CT981K1	ALT, PS, 07/1998⇒, ⇒03/1999	6DPK1825	
						ALT, PS, 03/1999⇒	6DPK1841	
						ALT, PS, AC, 07/1998⇒, ⇒07/1999	6DPK1841	
						ALT, PS, AC, 07/1999⇒	6DPK1853	
						ALT, PS, 07/1999⇒	6DPK1853	
						ALT, PS, (AUTOM), ⇒06/1998	6PK1256	
						ALT, PS, (MANL), ⇒06/1998	6PK1270	
						ALT, PS, AC, 01/1998⇒, ⇒06/1998	6PK1733	
						ALT, PS, AC, ⇒12/1997	6PK1743	
						CA, ⇒MTR-NO 1266127		
					CA, ⇒MTR-NO 1266127			
					CA, MTR-NO 1266128⇒			
					CA, MTR-NO 1266128⇒			
		B5204T2	132		CT759 CT759K1 CT979 CT979K1 CT979WP1	ALT, (-AC), (1999)	6DPK1825	
						ALT, (AC), (1999)	6DPK1841	
						ALT, (AC), (2000-)	6DPK1853	
						ALT, (-AC), (AUTOM), (1998)	6PK1256	
						ALT, (-AC), (MANL), (1998)	6PK1270	
					ALT, (AC), (1998)	6PK1743		
					CA, ⇒MTR-NO 1266127			
					CA, ⇒MTR-NO 1266127			
					CA, MTR-NO 1266128⇒			
					CA, MTR-NO 1266128⇒			
		B5204T	155	1984	CT759 CT759K1 CT979 CT979K1 CT979WP1	ALT, PS, 07/1998⇒, ⇒03/1999	6DPK1825	
						ALT, PS, 03/1999⇒	6DPK1841	
						ALT, PS, AC, 07/1998⇒, ⇒07/1999	6DPK1841	
						ALT, PS, AC, 07/1999⇒	6DPK1853	
						ALT, PS, 07/1999⇒	6DPK1853	
						ALT, PS, (AUTOM), ⇒06/1998	6PK1256	
						ALT, PS, (MANL), ⇒06/1998	6PK1270	
						ALT, PS, AC, 01/1998⇒, ⇒06/1998	6PK1733	
						ALT, PS, AC, ⇒12/1997	6PK1743	
						CA, ⇒MTR-NO 1266127		
					CA, ⇒MTR-NO 1266127			
					CA, MTR-NO 1266128⇒			
					CA, MTR-NO 1266128⇒			
					CA, MTR-NO 1266128⇒			
		B5204T3	166		CT759 CT759K1 CT979 CT979K1 CT979WP1	ALT, (-AC), (1999)	6DPK1825	
						ALT, (AC), (1999)	6DPK1841	
						ALT, (AC), (2000-)	6DPK1853	
						ALT, (-AC), (AUTOM), (1997,1998)	6PK1256	
						ALT, (-AC), (MANL), (1997,1998)	6PK1270	
					ALT, (AC), (1997,1998)	6PK1743		





## VOLVO

S70 (P80\_)

					<p>ALT, (Bosch), FOR ALT: 120A, OE-NO 8601841, 9459077, MTR-CODE: B 5204 T3            CA, ⇒MTR-NO 1266127            CA, ⇒MTR-NO 1266127            CA, MTR-NO 1266128⇒            CA, MTR-NO 1266128⇒            CA, MTR-NO 1266128⇒</p>	<p><b>AP9041</b></p>
2.3	04/99-09/00	B5234T7	195	2319	<p>ALT, (-AC), (1999)            ALT, (AC), (1999)            ALT, (AC), (2000-)            ALT, (-AC), (AUTOM), (1997,1998)            ALT, (-AC), (MANL), (1997,1998)            ALT, (AC), (1997,1998)            ALT, (Bosch), FOR ALT: 120A, OE-NO 8601841, 9459077, MTR-CODE: B 5234 T7            CA, ⇒MTR-NO 1266127            CA, ⇒MTR-NO 1266127            CA, MTR-NO 1266128⇒            CA, MTR-NO 1266128⇒            CA, MTR-NO 1266128⇒</p>	<p><b>6DPK1825</b>  <b>6DPK1841</b>  <b>6DPK1853</b>  <b>6PK1256</b>  <b>6PK1270</b>  <b>6PK1743</b>  <b>AP9041</b></p>
2.3 AWD	04/99-09/00	B5234T7	195	2319	<p>ALT, (Bosch), FOR ALT: 120A, OE-NO 8601841, 9459077, MTR-CODE: B 5234 T7</p>	<p><b>AP9041</b></p>
2.3 T-5	01/97-11/00	B5234T3	176	2319	<p>ALT, (-AC), (1999)            ALT, (AC), (1999)            ALT, (AC), (2000-)            ALT, (-AC), (AUTOM), (1997,1998)            ALT, (-AC), (MANL), (1997,1998)            ALT, (AC), (1997,1998)            ALT, (Bosch), FOR ALT: 120A, OE-NO 8601841, 9459077, MTR-CODE: B 5234 T3            CA, ⇒MTR-NO 1266127            CA, ⇒MTR-NO 1266127            CA, MTR-NO 1266128⇒            CA, MTR-NO 1266128⇒            CA, MTR-NO 1266128⇒</p>	<p><b>6DPK1825</b>  <b>6DPK1841</b>  <b>6DPK1853</b>  <b>6PK1256</b>  <b>6PK1270</b>  <b>6PK1743</b>  <b>AP9041</b></p>
2.3 T5 AWD	11/96-09/98	B5234T3	177	2319	<p>ALT, (-AC), (AUTOM)            ALT, (-AC), (MANL)            ALT, (AC)            ALT, (Bosch), FOR ALT: 120A, OE-NO 8601841, 9459077, MTR-CODE: B 5234 T3            CA, ⇒MTR-NO 1266127, (AUTOM-TP)            CA, ⇒MTR-NO 1266127, (AUTOM-TP)            CA, MTR-NO 1266128⇒, (MANL-TP)            CA, MTR-NO 1266128⇒, (MANL-TP)</p>	<p><b>6PK1256</b>  <b>6PK1270</b>  <b>6PK1750</b>  <b>AP9041</b></p>
	07/97-09/00	B5234T4	184		<p>ALT, (-AC), (AUTOM)            ALT, (-AC), (MANL)            ALT, (AC)            CA, (AUTOM-TP)            CA, (AUTOM-TP)            CA, (MANL-TP)            CA, (MANL-TP)</p>	<p><b>6PK1256</b>  <b>6PK1270</b>  <b>6PK1750</b></p>
2.3 T5 R AWD	11/96-09/98	B5234T2	176	2319	<p>ALT, (-AC), (AUTOM)            ALT, (-AC), (MANL)            ALT, (AC)            CA, ⇒MTR-NO 1266127, (AUTOM-TP)            CA, ⇒MTR-NO 1266127, (AUTOM-TP)            CA, MTR-NO 1266128⇒, (MANL-TP)            CA, MTR-NO 1266128⇒, (MANL-TP)</p>	<p><b>6PK1256</b>  <b>6PK1270</b>  <b>6PK1750</b></p>
2.3 Turbo	01/97-11/00	B5234FT+	184	2319	<p>ALT, (-AC), (1999)            ALT, (AC), (1999)            ALT, (AC), (2000-)            ALT, (-AC), (AUTOM), (1997,1998)            ALT, (-AC), (MANL), (1997,1998)            ALT, (AC), (1997,1998)            CA, ⇒MTR-NO 1266127            CA, ⇒MTR-NO 1266127            CA, MTR-NO 1266128⇒            CA, MTR-NO 1266128⇒            CA, MTR-NO 1266128⇒</p>	<p><b>6DPK1825</b>  <b>6DPK1841</b>  <b>6DPK1853</b>  <b>6PK1256</b>  <b>6PK1270</b>  <b>6PK1743</b></p>
2.4	08/99-11/00	B5244S2, B5244SG	103	2435	<p>ALT, (-AC), (⇒1999)            ALT, (AC), (⇒1999)            ALT, (-AC), (⇒2000)            ALT, (AC), (⇒2000)            ALT, (Bosch), FOR ALT: 120A, OE-NO 8601841, 9459077, MTR-CODE: B 5244 S2, B 5244 SG            CA, MTR-CODE: B5244S2            CA, MTR-CODE: B5244S2</p>	<p><b>6DPK1825</b>  <b>6DPK1841</b>  <b>6DPK1841</b>  <b>6DPK1853</b>  <b>AP9041</b></p>




**VOLVO**
**VOLVO**

S70 (P80\_)

	01/97-11/00	B5254S, B5244S	125		<b>CT979WP1</b> CA ALT, (-AC), (1999) ALT, (AC), (1999) ALT, (AC), (2000-) ALT, (-AC), (AUTOM), (1997,1998) ALT, (-AC), (MANL), (1997,1998) ALT, (AC), (1997,1998) ALT, (Bosch), FOR ALT: 120A, OE-NO 8601841, 9459077, MTR-CODE: B 5244 S CA, ⇒MTR-NO 1266127 CA, ⇒MTR-NO 1266127 CA, MTR-NO 1266128⇒ CA, MTR-NO 1266128⇒ CA, MTR-NO 1266128⇒	6DPK1825 6DPK1841 6DPK1853 6PK1256 6PK1270 6PK1743 AP9041
2.4 AWD	04/99-09/00	B5244S2	103	2435	ALT, (-AC), (⇒1999) ALT, (AC), (⇒1999) ALT, (-AC), (⇒2000) ALT, (AC), (⇒2000) ALT, (Bosch), FOR ALT: 120A, OE-NO 8601841, 9459077, MTR-CODE: B 5244 S2 CA CA CA	6DPK1825 6DPK1841 6DPK1841 6DPK1853 AP9041
	11/96-05/99	B5252FS	106		<b>CT979</b> <b>CT979K1</b> <b>CT979WP1</b> ALT, (-AC), (1999) ALT, (AC), (1999) ALT, (AC), (2000-) ALT, (-AC), (AUTOM), (1997,1998) ALT, (-AC), (MANL), (1997,1998) ALT, (AC), (1997,1998) ALT, (Bosch), FOR ALT: 120A, OE-NO 8601841, 9459077, MTR-CODE: B 5252 FS CA, ⇒MTR-NO 1266127 CA, ⇒MTR-NO 1266127 CA, MTR-NO 1266128⇒ CA, MTR-NO 1266128⇒	6DPK1825 6DPK1841 6DPK1853 6PK1256 6PK1270 6PK1743 AP9041
	10/98-05/99	B5254S	121		<b>CT979</b> <b>CT979K1</b> <b>CT979WP1</b> ALT, (-AC), (⇒1999) ALT, (AC), (⇒1999) ALT, (-AC), (⇒2000) ALT, (AC), (⇒2000) ALT, (Bosch), FOR ALT: 120A, OE-NO 8601841, 9459077, MTR-CODE: B 5244 S CA CA CA	6DPK1825 6DPK1841 6DPK1841 6DPK1853 AP9041
	04/99-09/00	B5244S	125		<b>CT979</b> <b>CT979K1</b> <b>CT979WP1</b> ALT, (-AC), (⇒1999) ALT, (AC), (⇒1999) ALT, (-AC), (⇒2000) ALT, (AC), (⇒2000) ALT, (Bosch), FOR ALT: 120A, OE-NO 8601841, 9459077, MTR-CODE: B 5244 S CA CA CA	6DPK1825 6DPK1841 6DPK1841 6DPK1853 AP9041
2.4 Blu-Fuel	07/97-09/00	B5244S2, B5244SG	103	2435	<b>CT979</b> <b>CT979K1</b> <b>CT979WP1</b> ALT, (-AC), (⇒1999) ALT, (AC), (⇒1999) ALT, (-AC), (⇒2000) ALT, (AC), (⇒2000) ALT, (Bosch), FOR ALT: 120A, OE-NO 8601841, 9459077, MTR-CODE: B 5244 S2, B 5244 SG CA CA CA	6DPK1825 6DPK1841 6DPK1841 6DPK1853 AP9041
2.4 T5 AWD	11/96-04/99	B5254T	142	2435	<b>CT759</b> <b>CT759K1</b> <b>CT979</b> <b>CT979K1</b> <b>CT979WP1</b> ALT, (-AC), (AUTOM) ALT, (-AC), (MANL) ALT, (AC) ALT, (Bosch), FOR ALT: 120A, OE-NO 8601841, 9459077, MTR-CODE: B 5254 T CA, ⇒MTR-NO 1266127, (AUTOM-TP) CA, ⇒MTR-NO 1266127, (AUTOM-TP) CA, MTR-NO 1266128⇒, (MANL-TP) CA, MTR-NO 1266128⇒, (MANL-TP) CA, MTR-NO 1266128⇒	6PK1256 6PK1270 6PK1750 AP9041
2.4 Turbo	01/97-11/00	B5254T, B5244T	142	2435	ALT, (-AC), (1999) ALT, (AC), (1999) ALT, (AC), (2000-) ALT, (-AC), (AUTOM), (1997,1998)	6DPK1825 6DPK1841 6DPK1853 6PK1256





<b>VOLVO</b>						
<b>S70 (P80_)</b>						
					ALT, (-AC), (MANL), (1997,1998) ALT, (AC), (1997,1998) ALT, (Bosch), FOR ALT: 120A, OE-NO 8601841, 9459077, MTR-CODE: B 5254 T, B 5244 T CA, ⇒MTR-NO 1266127 CA, ⇒MTR-NO 1266127 CA, MTR-NO 1266128⇒ CA, MTR-NO 1266128⇒ CA, MTR-NO 1266128⇒	6PK1270 6PK1743 AP9041
2.5	06/98-11/00	B5254S	121	2435	ALT, PS, (-AC), 08/1998⇒ ALT, PS, AC, 08/1998⇒ ALT, PS, (-AC), (AUTOM), ⇒07/1998 PS, (-AC), (MANL), ⇒07/1998 ALT, PS, AC, ⇒07/1998 CA, MTR-CODE: B5254S CA, MTR-CODE: B5254S CA, MTR-CODE: B5254S	6DPK1825 6DPK1841 6PK1256 6PK1270 6PK1743
	01/97-11/00	B5252S	106		ALT, (-AC), (1999) ALT, (AC), (1999) ALT, (AC), (2000-) ALT, (-AC), (AUTOM), (1997,1998) ALT, (-AC), (MANL), (1997,1998) ALT, (AC), (1997,1998) CA, ⇒MTR-NO 1266127 CA, ⇒MTR-NO 1266127 CA, MTR-NO 1266128⇒ CA, MTR-NO 1266128⇒	6DPK1825 6DPK1841 6DPK1853 6PK1256 6PK1270 6PK1743
2.5 Bifuel	10/98-11/00	GB5252S	106	2435	ALT, (-AC), (⇒ 1999) ALT, (AC), (⇒ 1999) ALT, (AC), (2000 ⇒) ALT, (Bosch), FOR ALT: 120A, OE-NO 8601841, 9459077, MTR-CODE: GB 5252 S CA CA	6DPK1825 6DPK1841 6DPK1853 AP9041
	07/99-11/00	B5244SG	103		ALT, (-AC), (⇒1999) ALT, (AC), (⇒1999) ALT, (-AC), (⇒2000) ALT, (AC), (⇒2000) ALT, (Bosch), FOR ALT: 120A, OE-NO 8601841, 9459077, MTR-CODE: B 5252 SG CA CA CA	6DPK1825 6DPK1841 6DPK1841 6DPK1853 AP9041
2.5 TDI	01/97-11/00	D5252T	103	2461	ALT, (-AC) ALT, (AC) ONLY WITH VD1002 ONLY WITH VD1002 ALT, (Bosch), FOR ALT: 120A, OE-NO 8111122 INJP INJP CA CA CA	6PK1432 6PK1685 MS09 MS42 AP9033 VD1002
2.5 TDi AWD	10/99-09/00	D5252T	103	2460	ALT, (-AC) ALT, (AC) ONLY WITH VD1002 ALT, (Bosch), FOR ALT: 120A, OE-NO 8111122 INJP INJP CA CA CA	6PK1432 6PK1685 MS42 AP9033 VD1002
<b>S80 I (TS, XY)</b>						
2.0	06/98-07/06	B5204T4	120	1984	ALT, PS, ⇒03/1999 ALT, PS, 03/1999⇒ ALT, PS, AC, ⇒07/1999 ALT, PS, AC, 07/1999⇒ ALT, PS, 07/1999⇒ ALT, (Bosch), FOR ALT: 120A, OE-NO 8111001, 8251071, FOR ALT: 140A, OE-NO 8602712, 8602710, FOR ALT: 160A,	6DPK1825 6DPK1841 6DPK1841 6DPK1853 6DPK1853 AP9041

**VOLVO**





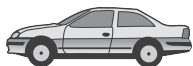
**VOLVO**

**VOLVO**

S80 I (TS, XY)

						OE-NO 8602714, MTR-CODE: B 5204 T4 01/2003⇒	<b>VD1102</b>
					<b>CT979</b> <b>CT979K1</b> <b>CT979K2</b> <b>CT979WP1</b>	CA CA, ⇒MTR-NO 3188688 CA, MTR-NO 3188689⇒ CA, ⇒MTR-NO 3188688	
2.0 T	12/99-07/06	B5204T5	132	1984		ALT, ⇒CH-NO 44276 ALT, CH-NO 44277⇒ ALT, (Bosch), FOR ALT: 120A, OE-NO 8111001, 8251071, FOR ALT: 140A, OE- NO 8602710, 8602712, 8603262, FOR ALT: 160A, OE-NO 8602714, 8603265, MTR- CODE: B 5204 T5 01/2003⇒	<b>6DPK1825</b> <b>6DPK1841</b> <b>AP9041</b>  <b>VD1102</b>
	06/98-07/06	B5204T3	166			ALT, PS, ⇒03/1999 ALT, PS, 03/1999⇒ ALT, PS, AC, ⇒07/1999 ALT, PS, AC, 07/1999⇒ ALT, PS, 07/1999⇒ ALT, (Bosch), FOR ALT: 120A, OE-NO 8111001, 8251071, MTR-CODE: B 5204 T3 01/2003⇒	<b>6DPK1825</b> <b>6DPK1841</b> <b>6DPK1841</b> <b>6DPK1853</b> <b>6DPK1853</b> <b>AP9041</b>  <b>VD1102</b>
					<b>CT979</b> <b>CT979K1</b> <b>CT979K2</b> <b>CT979WP1</b>	CA CA, ⇒MTR-NO 3188688 CA, MTR-NO 3188689⇒ CA, ⇒MTR-NO 3188688	
2.3 R	04/00-08/05	B5234T7	195	2319		ALT, (Bosch), FOR ALT: 120A, OE-NO 8111001, 8251071, FOR ALT: 140A, OE- NO 8602712, 8602710, FOR ALT: 160A, OE-NO 8602714, MTR-CODE: B 5234 T7	<b>AP9041</b>
2.4	01/99-07/06	B5244S	125	2435		ALT, PS, ⇒03/1999 ALT, PS, 03/1999⇒ ALT, PS, AC, ⇒07/1999 ALT, PS, AC, 07/1999⇒ ALT, PS, 07/1999⇒ ALT, (Bosch), FOR ALT: 120A, OE-NO 8111001, 8251071, FOR ALT: 140A, OE- NO 8602712, 8602710, 8603262, FOR ALT: 160A, OE-NO 8602714, 8603265, MTR- CODE: B 5244 S 01/2003⇒	<b>6DPK1825</b> <b>6DPK1841</b> <b>6DPK1841</b> <b>6DPK1853</b> <b>6DPK1853</b> <b>AP9041</b>  <b>VD1102</b>
					<b>CT979</b> <b>CT979K1</b> <b>CT979K2</b> <b>CT979WP1</b>	CA CA, ⇒MTR-NO 3188688 CA, MTR-NO 3188689⇒ CA, ⇒MTR-NO 3188688	
		B5244S2	103			ALT, PS, ⇒03/1999 ALT, PS, 03/1999⇒ ALT, PS, AC, ⇒07/1999 ALT, PS, AC, 07/1999⇒ ALT, PS, 07/1999⇒ ALT, (Bosch), FOR ALT: 120A, OE-NO 8111001, 8251071, FOR ALT: 140A, OE- NO 8602712, 8602710, 8603262, FOR ALT: 160A, OE-NO 8602714, 8603265, MTR- CODE: B 5244 S2 01/2003⇒	<b>6DPK1825</b> <b>6DPK1841</b> <b>6DPK1841</b> <b>6DPK1853</b> <b>6DPK1853</b> <b>AP9041</b>  <b>VD1102</b>
					<b>CT979</b> <b>CT979K1</b> <b>CT979K2</b> <b>CT979WP1</b>	CA CA, ⇒MTR-NO 3188688 CA, MTR-NO 3188689⇒ CA, ⇒MTR-NO 3188688	
2.4 Bifuel	09/01-07/06	B5244SG2	103	2435		ALT, ⇒CH-NO 44276 ALT, CH-NO 44277⇒ ALT, (Bosch), FOR ALT: 120A, OE-NO 8111001, 8251071, FOR ALT: 140A, OE- NO 8602712, 8602710, FOR ALT: 160A, OE-NO 8602714, 8603265, MTR-CODE: B 5244 SG2 01/2003⇒	<b>6DPK1825</b> <b>6DPK1841</b> <b>AP9041</b>  <b>VD1102</b>
					<b>CT979</b> <b>CT979K1</b> <b>CT979K2</b> <b>CT979WP1</b>	CA CA, ⇒MTR-NO 3188688 CA, MTR-NO 3188689⇒ CA, ⇒MTR-NO 3188688	
2.4 D	10/01-07/06	D5244T2	96	2401		ALT ALT	<b>6DPK1841</b> <b>6DPK1841D1</b>





## VOLVO

S80 I (TS, XY)

						ONLY WITH VD1077 ALT, (Bosch), FOR ALT: 120A, OE-NO 8111122, FOR ALT: 140A, OE-NO 8602710, FOR ALT: 160A, OE-NO 8602714 ALT, (Bosch), FOR ALT: 120A, OE-NO 8111122, FOR ALT: 140A, OE-NO 8602710, 8603262, FOR ALT: 160A, OE-NO 8602714, 8603265, MTR-CODE: D 5244 T2	MS39 AP9033  AP9041  VD1077
					CT1010 CT1010K1 CT1010WP1	CA CA CA	
2.4 D5	08/01-07/06	D5244T	120	2401		ALT ALT ONLY WITH VD1077 ALT, (Bosch), FOR ALT: 140A, OE-NO 8602710, FOR ALT: 160A, OE-NO 8602714 ALT, (Bosch), FOR ALT: 140A, OE-NO 8603262, 8602710, FOR ALT: 160A, OE-NO 8602714, 8603265, MTR-CODE: D 5244 T	6DPK1841 6DPK1841D1 MS39 AP9033  AP9041  VD1077
					CT1010 CT1010K1 CT1010WP1	CA CA CA	
2.4 LTP	06/04-07/06	B5244T4	132	2435		ALT, (Bosch), FOR ALT: 140A, OE-NO 8603262, FOR ALT: 160A, OE-NO 8603265, MTR-CODE: B 5244 T4	AP9041
2.4 T	06/00-07/06	B5244T3	147	2435		ALT, ⇨CH-NO 44276 ALT, CH-NO 44277⇨ ALT, (Bosch), FOR ALT: 120A, OE-NO 8111122 ALT, (Bosch), FOR ALT: 120A, OE-NO 8111122, 8111001, 8251071, FOR ALT: 140A, OE-NO 8602712, 8602710, FOR ALT: 160A, OE-NO 8602714, MTR-CODE: B 5244 T3 01/2003⇨	6DPK1825 6DPK1841 AP9033  AP9041  VD1102
					CT979 CT979K1 CT979K2 CT979WP1	CA CA, ⇨MTR-NO 3188688 CA, MTR-NO 3188689⇨ CA, ⇨MTR-NO 3188688	
2.4 T5 AWD	04/00-09/03	B5244T3	147	2435		ALT, (Bosch), FOR ALT: 120A, OE-NO 8111122 ALT, (Bosch), FOR ALT: 120A, OE-NO 8111122, 8111001, 8251071, FOR ALT: 140A, OE-NO 8602712, 8602710, FOR ALT: 160A, OE-NO 8602714, MTR-CODE: B 5244 T3	AP9033  AP9041
2.5 T	03/03-07/06	B5254T2	154	2521		ALT, ⇨CH-NO 44276 ALT, CH-NO 44277⇨ ALT, (Bosch), FOR ALT: 120A, OE-NO 8111001, 8251071, FOR ALT: 140A, OE-NO 8602712, 8602710, 8603262, FOR ALT: 160A, OE-NO 8603265, 8602714, MTR-CODE: B 5254 T2	6DPK1825 6DPK1841 AP9041  VD1102
					CT979 CT979K1 CT979K2 CT979WP1	CA CA, ⇨MTR-NO 3188688 CA, MTR-NO 3188689⇨ CA, ⇨MTR-NO 3188688	
2.5 T AWD	07/03-07/06	B5254T2	154	2521		ALT, ⇨CH-NO 44276 ALT, CH-NO 44277⇨ ALT, (Bosch), FOR ALT: 120A, OE-NO 8111001, 8251071, FOR ALT: 140A, OE-NO 8602712, 8602710, 8603262, FOR ALT: 160A, OE-NO 8603265, MTR-CODE: B 5254 T2	6DPK1825 6DPK1841 AP9041  VD1102
					CT979 CT979K1 CT979K2 CT979WP1	CA CA, ⇨MTR-NO 3188688 CA, MTR-NO 3188689⇨ CA, ⇨MTR-NO 3188688	
2.5 TDI	01/99-07/06	D5252T	103	2461		ALT, (-AC) ALT, (AC), ⇨CH-NO 116809 ALT, (AC), CH-NO 116810⇨ ONLY WITH VD1002	6PK1432 6PK1685 6PK1795 MS09

VOLVO



**VOLVO**

**VOLVO**

S80 I (TS, XY)

						ONLY WITH VD1002 ALT, (Bosch), Ø 73 mm, FOR ALT: 120A, FOR ALT: 140A, FOR ALT: 160A ALT, (Bosch), FOR ALT: 120A, OE-NO 8111122, FOR ALT: 140A, OE-NO 8602710, FOR ALT: 160A, OE-NO 8602714, MTR-CODE: D 5252 T	MS42 AP9033 AP9041 VD1002
					CT914 CT914K1 CT939 CT939K3 CT939WP6	INJP INJP CA CA CA	
2.8 T6	05/98-07/06	B6284T	200	2783		ALT, PS, ⇨06/1999 ALT, PS, AC, ⇨06/1999 ALT, PS, AC, 07/1999⇨ ALT, PS, 07/1999⇨ ALT, (Bosch), FOR ALT: 120A, OE-NO 8111001, 8251071, MTR-CODE: B 6284 T CA, ⇨12/1999 CA, 01/2000⇨ CA, 01/2000⇨	6DPK1841 6DPK1841 6DPK1853 6DPK1853 AP9041
2.9	03/99-07/06	B6294S	147	2922		ALT, PS, ⇨06/1999 ALT, PS, AC, ⇨06/1999 ALT, PS, AC, 07/1999⇨ ALT, PS, 07/1999⇨ ALT, (Bosch), FOR ALT: 120A, OE-NO 8111001, 8251071, MTR-CODE: B 6294 S CA, ⇨12/1999 CA, 01/2000⇨ CA, 01/2000⇨	6DPK1841 6DPK1841 6DPK1853 6DPK1853 AP9041
	05/98-07/06	B6304S3	150			ALT, PS, ⇨06/1999 ALT, PS, AC, ⇨06/1999 ALT, PS, AC, 07/1999⇨ ALT, PS, 07/1999⇨ ALT, (Bosch), FOR ALT: 120A, OE-NO 8111001, 8251071, MTR-CODE: B 6304 S3 CA, ⇨12/1999 CA, 01/2000⇨ CA, 01/2000⇨	6DPK1841 6DPK1841 6DPK1853 6DPK1853 AP9041
3.0	06/01-07/06	B6294S2	144	2922		ALT, ⇨CH-NO 44276 ALT, CH-NO 44277⇨ CA, 01/2000⇨ CA, 01/2000⇨	6DPK1825 6DPK1841
3.0 T6	06/01-07/06	B6294T	200	2922		ALT, ⇨CH-NO 44276 ALT, CH-NO 44277⇨ CA CA	6DPK1825 6DPK1841
					CT982 CT982K1		
S80 II (AS)							
1.6 D DRIVe	01/10-	D4164T	80	1560		ALT, (-AC) ALT, (AC) ALT, (Valeo), FOR ALT: 150A, OE-NO 360000909, ⇨CH-NO 125246 CA CA CA	6PK800 6PK976 AP9013 VD1094
					CT1092 CT1092K1 CT1092WP1		
2.0 FlexFuel	01/08-	B4204S4	107	1999		ALT	6PK2215
2.0 TDi	02/08-	D4204T	100	1997		ALT, (Bosch), FOR ALT: 150A, OE-NO 30795169, 36000798, ALT-No: 0 121 615 028, FOR ALT: 180A, OE-NO 36000223 CA CA CA	AP9023
					CT1091 CT1091K1 CT1091WP1		
2.4 D	03/06-	D5244T, D5244T5	120	2400		ALT AC ALT, (Bosch), FOR ALT: 140A, OE-NO 8602710, FOR ALT: 160A, OE-NO 8602714 ALT, (Bosch), FOR ALT: 120A, OE-NO 8603262, 8602710, FOR ALT: 160A, OE- NO 8603265, 8602714, MTR-CODE: D 5244 T CA CA CA CA	5PK1120 5PK628 ELAST AP9033 AP9041
	01/10-	D5244T14	129			ALT AC CA	5PK1120 5PK628 ELAST
					CT1010 CT1010K1 CT1010WP1		
					CT1010		





<b>VOLVO</b>							
<b>S80 II (AS)</b>							
2.5 T	03/06-	B5254T6	147	2521	CT1010K1	CA ALT AC	5PK1095 5PK628 ELAST
					CT979 CT979K3	CA, MTR-CODE: B5254T6 CA, MTR-CODE: B5254T6	
2.5 T AWD	10/06-	B5254T6	147	2521	CT979 CT979K3	ALT AC CA, MTR-CODE: B5254T6 CA, MTR-CODE: B5254T6	5PK1095 5PK628 ELAST
2.5 T FlexFuel	05/08-	B5254T8	147	2521	CT979 CT979K3	ALT AC CA CA	5PK1095 5PK628 ELAST
3.2	03/06-	B6324S	175	3192		ALT	6PK1200
3.2 AWD	01/07-	B6324S	175	3192		ALT	6PK1200
D3	01/10-	D5204T2, D5204T3	120	1984	CT1010 CT1010K1	ALT AC CA CA	5PK1120 5PK628 ELAST
D5	06/11-	D5244T11, D5244T15	158	2400	CT1010 CT1010K1 CT1010WP1	ALT CA CA CA	5PK1120
	03/06-	D5244T4	136		CT1010 CT1010K1 CT1010WP1	ALT AC CA, 08/2006⇒ CA CA	5PK1120 5PK628 ELAST
	01/10-	D5244T10	151		CT1010 CT1010K1	ALT AC CA CA	5PK1120 5PK628 ELAST
D5 AWD	06/11-	D5244T11, D5244T15	158	2400	CT1010 CT1010K1 CT1010WP1	ALT CA CA CA	5PK1120
	01/07-	D5244T4	136		CT1010 CT1010K1	ALT AC CA CA	5PK1120 5PK628 ELAST
	01/10-	D5244T10	151		CT1010 CT1010K1	ALT AC CA CA	5PK1120 5PK628 ELAST
T6 AWD	01/07-	B6304T2	210	2953		ALT	6PK1200
<b>S90</b>							
2.5	11/96-10/98	B6254FS	125	2473	CT902 CT902K1	ALT, (-AC), (AUTOM-TP) ALT, (-AC), (MANL-TP) ALT, (AC), ⇒MODEL '96 ALT, (AC), MODEL '97⇒ CA CA	6PK1256 6PK1270 6PK1642 6PK1750
	11/96-10/97	B6244FS	132		CT902 CT902K1	ALT, (-AC), (AUTOM) ALT, (-AC), (MANL) ALT, (AC), ⇒MODEL '96 ALT, (AC), MODEL '97⇒ CA CA	6PK1256 6PK1270 6PK1642 6PK1750
2.9	01/97-05/98	B6304S2	132	2922	CT902 CT902K1	ALT, (-AC), (AUTOM) ALT, (-AC), (MANL) ALT, (AC), (1996) ALT, (AC), (1997,1998) CA CA	6PK1256 6PK1270 6PK1642 6PK1755
		B6304G	150		CT902 CT902K1	ALT, (-AC), (AUTOM) ALT, (-AC), (MANL) ALT, (AC), (1996) ALT, (AC), (1997,1998) CA CA	6PK1256 6PK1270 6PK1642 6PK1755
<b>V40 Kombi (VW)</b>							
1.6	03/99-06/04	B4164S2	80	1587	CT979 CT979K1 CT979WP1	ALT, AC, PS ALT, (Nippon Denso), FOR ALT: 120A, OE- NO 8601699 CA CA CA	6DPK1841 AP9051
	12/95-08/99	B4164S	77	1588		ALT, PS, ⇒MTR-NO 1440994	6PK1613

**VOLVO**



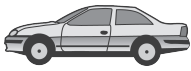

VOLVO

**VOLVO**

V40 Kombi (VW)

						ALT, PS, MTR-NO 1440995⇒ ALT, PS, AC, ⇒MTR-NO 1440994 ALT, PS, AC, MTR-NO 1440995⇒ ALT, (Nippon Denso), FOR ALT: 120A, OE-NO 8601699 CA, ⇒MTR-NO 1219110 CA, ⇒MTR-NO 1219110 CA, MTR-NO 1219111⇒ CA, MTR-NO 1219111⇒ CA, MTR-NO 1219111⇒	6PK1623 6PK1750 6PK1760 AP9051
1.8	03/99-06/04	B4184S2, B4184S9	90	1783	CT759 CT759K1 CT979 CT979K1 CT979WP1	ALT ALT, (Nippon Denso), FOR ALT: 120A, OE-NO 8601699 CH-NO CH920000⇒ CA CA CA	6DPK1841 AP9051 VD1102
	07/95-08/99	B4184S, B4184S3	85	1731	CT759 CT759K1 CT979 CT979K1 CT979WP1	ALT, PS, ⇒MTR-NO 1440994 ALT, PS, MTR-NO 1440995⇒ ALT, PS, AC, ⇒MTR-NO 1440994 ALT, PS, AC, MTR-NO 1440995⇒ ALT, (Nippon Denso), FOR ALT: 120A, OE-NO 8601699 CH-NO CH920000⇒ CA, ⇒MTR-NO 1219110 CA, ⇒MTR-NO 1219110 CA, MTR-NO 1219111⇒ CA, MTR-NO 1219111⇒ CA, MTR-NO 1219111⇒	6PK1613 6PK1623 6PK1750 6PK1760 AP9051 VD1102
1.8 Bi-Fuel	11/99-08/03	B4184S9	88	1783	CT979 CT979K1	ALT ALT, (Nippon Denso), FOR ALT: 120A, OE-NO 8601699 CA CA	6DPK1841 AP9051
1.8 Blu-Fuel	06/01-08/03	B4184S2	85	1783		ALT, (Nippon Denso), FOR ALT: 120A, OE-NO 8601699	AP9051
1.8 i	03/98-06/04	B4184SM	92	1834	CT941 CT941K1	ALT PS, (-AC) PS, (AC) ALT, CH-NO 415000⇒, ⇒CH-NO 964074, (Nippon Denso), FOR ALT: 120A, OE-NO 8601699 CA CA	4PK780 5PK1090 5PK1345 AP9051
	06/01-06/04	B4184SJ	90		CT941 CT941K1	ALT PS, (-AC) PS, (AC) ALT, CH-NO 415000⇒, ⇒CH-NO 964074, (Nippon Denso), FOR ALT: 120A, OE-NO 8601699 CA CA, MTR-CODE: B4184SJ	4PK780 5PK1090 5PK1345 AP9051
1.9 DI	03/99-07/00	D4192T2	70	1870	CT940 CT940K1 CT940K2	ALT, (-AC) ALT, (AC) ALT, (Valeo), FOR ALT: 120A, OE-NO 8251635, 8251641, 8251644, 8251647, 8251648 ALT, (Valeo), FOR ALT: 125A, OE-NO 8251725, 3602231 ALT, (Valeo), FOR ALT: 80A, OE-NO 8251638, 8251640 ALT, (Valeo), FOR ALT: 110A, OE-NO 8251637, 8251646, 8602185, 8251645 ALT, (Valeo), FOR ALT: 120A, OE-NO 8251648, 8251641, 8251647, 8251635, 8251644 CA CA CA	6PK1138 6PK1642 AP9039 AP9039 AP9052 AP9052 AP9052
	07/00-06/04	D4192T4	75			ALT, WP, PS ALT, WP, PS, AC ALT, (Valeo), FOR ALT: 120A, OE-NO 8251635, 8251641, 8251644, 8251647, 8251648 ALT, (Valeo), FOR ALT: 125A, OE-NO 8251725, 3602231 ALT, (Valeo), FOR ALT: 80A, OE-NO 8251638, 8251640	5PK1120 6PK1795 AP9039 AP9039 AP9052



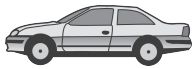


**VOLVO**

V40 Kombi (VW)

					<p>ALT, (Valeo), FOR ALT: 110A, OE-NO 8251637, 8251646, 8602185, 8251645</p> <p>ALT, (Valeo), FOR ALT: 120A, OE-NO 8251648, 8251641, 8251647, 8251635, 8251644</p> <p>CA</p> <p>CT1025 CT1025K1 CT1025WP1 CT1025WP2</p> <p>CA, MTR-CODE: D4192T4 CA, MTR-CODE: D4192T4 CA, MTR-CODE: D4192T4</p>	<p>AP9052</p> <p>AP9052</p>
		D4192T3	85		<p>ALT, WP, PS</p> <p>ALT, WP, PS, AC</p> <p>ALT, (Valeo), FOR ALT: 120A, OE-NO 8251635, 8251641, 8251644, 8251647, 8251648</p> <p>ALT, (Valeo), FOR ALT: 125A, OE-NO 8251725, 3602231</p> <p>ALT, (Valeo), FOR ALT: 80A, OE-NO 8251638, 8251640</p> <p>ALT, (Valeo), FOR ALT: 110A, OE-NO 8251637, 8251646, 8602185, 8251645</p> <p>ALT, (Valeo), FOR ALT: 120A, OE-NO 8251648, 8251641, 8251647, 8251635, 8251644</p> <p>CA</p> <p>CT1025 CT1025K1 CT1025WP1 CT1025WP2</p> <p>CA, MTR-CODE: D4192T3 CA, MTR-CODE: D4192T3 CA, MTR-CODE: D4192T3</p>	<p>5PK1120</p> <p>6PK1795</p> <p>AP9039</p> <p>AP9039</p> <p>AP9052</p> <p>AP9052</p> <p>AP9052</p>
1.9 T4	05/97-07/00	B4194T	147	1855	<p>ALT, PS, ⇒MTR-NO 1440994</p> <p>ALT, PS, MTR-NO 1440995⇒</p> <p>ALT, PS, AC, ⇒MTR-NO 1440994</p> <p>ALT, PS, AC, MTR-NO 1440995⇒</p> <p>ALT, (Nippon Denso), FOR ALT: 120A, OE-NO 8601699</p> <p>CH-NO CH920000⇒</p> <p>CA, ⇒MTR-NO 1219110</p> <p>CA, ⇒MTR-NO 1219110</p> <p>CA, MTR-NO 1219111⇒</p> <p>CA, MTR-NO 1219111⇒</p> <p>CA, MTR-NO 1219111⇒</p> <p>CT759 CT759K1 CT979 CT979K1 CT979WP1</p>	<p>6PK1613</p> <p>6PK1623</p> <p>6PK1750</p> <p>6PK1760</p> <p>AP9051</p> <p>VD1102</p>
1.9 TD	07/95-08/99	D4192T	66	1870	<p>ALT, PS</p> <p>ALT, PS, AC</p> <p>ALT, (Valeo), FOR ALT: 120A, OE-NO 8251635, 8251641, 8251644, 8251647, 8251648</p> <p>ALT, (Valeo), FOR ALT: 125A, OE-NO 8251725, 3602231</p> <p>ALT, (Valeo), FOR ALT: 80A, OE-NO 8251638, 8251640</p> <p>ALT, (Valeo), FOR ALT: 110A, OE-NO 8251637, 8251646, 8602185, 8251645</p> <p>ALT, (Valeo), FOR ALT: 120A, OE-NO 8251648, 8251641, 8251647, 8251635, 8251644</p> <p>CA, MTR-NO 3535⇒, (SEE BELT SPEC), (HTD2)</p> <p>CA, MTR-NO 20 560⇒, (SEE BELT SPEC), (HTD2)</p> <p>CA, MTR-NO 20 560⇒, (SEE BELT SPEC), (HTD2)</p> <p>CA, ⇒MTR-NO 3534</p> <p>CT935 CT935K1 CT935K2 CT966</p>	<p>6PK1138</p> <p>6PK1642</p> <p>AP9039</p> <p>AP9039</p> <p>AP9052</p> <p>AP9052</p> <p>AP9052</p>
2.0	07/95-06/04	B4204S, B4204S2	100	1948	<p>ALT, MTR-CODE: B4204S2</p> <p>ALT, PS, ⇒MTR-NO 1440994, MTR-CODE: B4204S</p> <p>ALT, PS, MTR-NO 1440995⇒, MTR-CODE: B4204S</p> <p>ALT, PS, AC, ⇒MTR-NO 1440994, MTR-CODE: B4204S</p> <p>ALT, PS, AC, MTR-NO 1440995⇒, MTR-CODE: B4204S</p> <p>ALT, (Nippon Denso), FOR ALT: 120A, OE-NO 8601699</p> <p>CH-NO CH920000⇒</p> <p>CA, ⇒MTR-NO 1219110</p> <p>CA, ⇒MTR-NO 1219110</p> <p>CA, MTR-NO 1219111⇒</p> <p>CA, MTR-NO 1219111⇒</p> <p>CA, MTR-NO 1219111⇒</p> <p>CT759 CT759K1 CT979 CT979K1 CT979WP1</p>	<p>6DPK1841</p> <p>6PK1613</p> <p>6PK1623</p> <p>6PK1750</p> <p>6PK1760</p> <p>AP9051</p> <p>VD1102</p>
	07/95-08/99	B4204S	103		<p>ALT, PS, ⇒MTR-NO 1440994</p>	<p>6PK1613</p>





VOLVO

**VOLVO**

V40 Kombi (VW)

						ALT, PS, MTR-NO 1440995⇒ ALT, PS, AC, ⇒MTR-NO 1440994 ALT, PS, AC, MTR-NO 1440995⇒ ALT, (Nippon Denso), FOR ALT: 120A, OE-NO 8601699 CH-NO CH920000⇒ CA, ⇒MTR-NO 1219110 CA, ⇒MTR-NO 1219110 CA, MTR-NO 1219111⇒ CA, MTR-NO 1219111⇒ CA, MTR-NO 1219111⇒	6PK1623 6PK1750 6PK1760 AP9051 VD1102
2.0 T	10/97-07/00	B4204T	118	1948	CT759 CT759K1 CT979 CT979K1 CT979WP1	ALT, PS, ⇒MTR-NO 1440994 ALT, PS, MTR-NO 1440995⇒ ALT, PS, AC, ⇒MTR-NO 1440994 ALT, PS, AC, MTR-NO 1440995⇒ ALT, (Nippon Denso), FOR ALT: 120A, OE-NO 8601699 CH-NO CH920000⇒ CA, ⇒MTR-NO 1219110 CA, ⇒MTR-NO 1219110 CA, MTR-NO 1219111⇒ CA, MTR-NO 1219111⇒ CA, MTR-NO 1219111⇒	6PK1613 6PK1623 6PK1750 6PK1760 AP9051 VD1102
	07/99-06/01	B4204T2	121		CT759 CT759K1 CT979 CT979K1 CT979WP1	ALT, PS, ⇒MTR-NO 1440994 ALT, PS, MTR-NO 1440995⇒ ALT, PS, AC, ⇒MTR-NO 1440994 ALT, PS, AC, MTR-NO 1440995⇒ ALT, (Nippon Denso), FOR ALT: 120A, OE-NO 8601699 CH-NO CH920000⇒ CA, ⇒MTR-NO 1219110 CA, ⇒MTR-NO 1219110 CA, MTR-NO 1219111⇒ CA, MTR-NO 1219111⇒ CA, MTR-NO 1219111⇒	6PK1613 6PK1623 6PK1750 6PK1760 AP9051 VD1102
	06/01-06/04	B4204T3	120		CT979 CT979K1 CT979WP1	ALT ALT, (Nippon Denso), FOR ALT: 120A, OE-NO 8601699 CH-NO CH920000⇒ CA CA CA	6DPK1841 AP9051 VD1102
2.0 T4	07/00-06/04	B4204T5	147	1948	CT979 CT979K1 CT979WP1	ALT ALT, (Nippon Denso), FOR ALT: 120A, OE-NO 8601699 CH-NO CH920000⇒ CA CA CA	6DPK1841 AP9051 VD1102
<b>V40 Schrägheck</b>							
D3	03/12-	D5204T6	110	1984	CT1010 CT1010K1	AC ALT CA CA	5PK847 5PK890
D4	03/12-	D5204T4	130	1984	CT1010 CT1010K1	AC ALT CA CA	5PK847 5PK890
<b>V50 (MW)</b>							
1.6	01/05-	B4164S3	74	1596	CT881 CT881K2 CT881K3 CT881K5	AC ALT ALT, (AC) CA CA, ⇒CH-NO 115449 CA, CH-NO 115450⇒, ⇒08/2009 CA, 08/2009⇒	5PK868 ELAST 6PK1059 ELAST 6PK1059 ELAST T2
1.6 D	01/05-	D4164T	81	1560	CT1092 CT1092K1 CT1092WP1	ALT, (-AC) ALT, (AC) ONLY WITH VD1094 ALT, (Denso), FOR ALT: 120A, ALT-No: 104210-3511, 104210-3512, 104210-3513 CA CA CA	6PK800 6PK976 MS08 AP9029 VD1094
1.8	04/04-	B4184S11	92	1798		AC AC	5PK705 ELAST 5PK705 ELAST T1





<b>VOLVO</b>							
<b>V50 (MW)</b>							
1.8 FlexFuel	01/05-	B4184S8	92	1798		ALT, ⇨CH-NO 415544 AC AC	6PK1306 5PK705 ELAST 5PK705 ELAST T1
2.0	10/06-	B4204S3	107	1999		ALT, ⇨CH-NO 415544 AC AC	6PK1306 5PK705 ELAST 5PK705 ELAST T1
2.0 D	04/04-	D4204T	100	1998		ALT, ⇨CH-NO 415544 ALT, AC ALT, (Denso), FOR ALT: 120A, ALT-No: 104210-3511, 104210-3512, 104210-3513	6PK1306 6PK1217 AP9029
2.4	04/04-	B5244S5	103	2435	CT1091 CT1091K1 CT1091WP1	CA CA CA	
		B5244S	125		CT979 CT979K2 CT979K3	CA, ⇨CH-NO 206721 CA, CH-NO 206722⇨, MTR-CODE: B5244S4, B5244S5	5PK847 5PK890
2.4 AWD	08/06-	B5244S4	125	2435		AC ALT CA	5PK847 5PK890
					CT979	CA	
2.4 D5	03/06-	D5244T8, D5244T13	132	2400		AC ALT CA	5PK847 5PK890
					CT1010 CT1010K1 CT1010WP1	CA CA CA	
2.4 Tdi	05/07-	D5244T9	120	2400		AC ALT CA	5PK847 5PK890
					CT1010 CT1010K1 CT1010WP1	CA CA CA	
D3	10/10-	D5204T5	110	1984		AC ALT CA	5PK847 5PK890
					CT1010 CT1010K1	CA CA	
D4	10/10-	D5204T	130	1984		AC ALT CA	5PK847 5PK890
					CT1010 CT1010K1	CA CA	
T5	04/04-	B5254T3	162	2521		AC ALT CA	5PK847 5PK890
					CT979 CT979K2 CT979K3	CA, ⇨CH-NO 206721 CA, CH-NO 206722⇨, MTR-CODE: B5254T3, B5254T7	
	03/07-	B5254T7	169			AC ALT CA	5PK847 5PK890
					CT979 CT979K2 CT979K3	CA, ⇨CH-NO 206721 CA, CH-NO 206722⇨	
T5 AWD	04/04-	B5254T3	162	2521		AC ALT CA	5PK847 5PK890
					CT979 CT979K2 CT979K3	CA, ⇨CH-NO 206721 CA, CH-NO 206722⇨, MTR-CODE: B5254T3, B5254T7	
	03/07-	B5254T7	169			AC ALT CA	5PK847 5PK890
					CT979 CT979K2 CT979K3	CA, ⇨CH-NO 206721 CA, CH-NO 206722⇨	
<b>V60</b>							
2.4 D5	06/11-	D5244T11, D5244T15	158	2400		ALT CA	5PK1120
					CT1010 CT1010K1 CT1010WP1	CA CA CA	
2.4 D5 AWD	06/11-	D5244T11, D5244T15	158	2400		ALT CA	5PK1120
					CT1010 CT1010K1	CA CA	

**VOLVO**






VOLVO

**VOLVO**

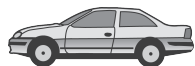
V60

2.4 Hybrid AWD	06/12-	D5244T15	158	2400	CT1010WP1 CT1010 CT1010K1 CT1010WP1	CA ALT CA CA CA	5PK1120
D3	09/10-	D5204T2, D5204T3	120	1984	CT1010 CT1010K1	ALT AC CA CA	5PK1120 5PK628 ELAST
D5	09/10-	D5244T10	151	2400	CT1010 CT1010K1	ALT CA CA	5PK1120
D5 AWD	09/10-	D5244T10	151	2400	CT1010 CT1010K1	ALT CA CA	5PK1120

V70 I (P80.)  
2.0

B5204T4	01/97-03/00	120	1984	CT979 CT979K1 CT979WP1	ALT, (-AC), (⇒1999)	6DPK1825
					ALT, (AC), (⇒1999)	6DPK1841
					ALT, (-AC), (⇒2000)	6DPK1841
					ALT, (AC), (⇒2000)	6DPK1853
					ALT, (Bosch), FOR ALT: 120A, OE-NO 8601841, 9459077, MTR-CODE: B 5204 T4	AP9041
B5202S	93	CT855 CT855K1 CT981 CT981K1	ALT, PS, 07/1998⇒, ⇒03/1999	6DPK1825		
			ALT, PS, 03/1999⇒	6DPK1841		
			ALT, PS, AC, 07/1998⇒, ⇒07/1999	6DPK1841		
			ALT, PS, AC, 07/1999⇒	6DPK1853		
			ALT, PS, 07/1999⇒	6DPK1853		
			ALT, PS, (AUTOM), ⇒06/1998	6PK1256		
			ALT, PS, (MANL), ⇒06/1998	6PK1270		
			ALT, PS, AC, 01/1998⇒, ⇒06/1998	6PK1733		
			ALT, PS, AC, ⇒12/1997	6PK1743		
					CA, ⇒MTR-NO 1266127	
					CA, MTR-NO 1266128⇒	
					CA, MTR-NO 1266128⇒	
B5204F	105	CT759 CT759K1 CT979 CT979K1 CT979WP1	ALT, PS, 07/1998⇒, ⇒03/1999	6DPK1825		
			ALT, PS, 03/1999⇒	6DPK1841		
			ALT, PS, AC, 07/1998⇒, ⇒07/1999	6DPK1841		
			ALT, PS, AC, 07/1999⇒	6DPK1853		
			ALT, PS, 07/1999⇒	6DPK1853		
			ALT, PS, (AUTOM), ⇒06/1998	6PK1256		
			ALT, PS, (MANL), ⇒06/1998	6PK1270		
			ALT, PS, AC, 01/1998⇒, ⇒06/1998	6PK1733		
			ALT, PS, AC, ⇒12/1997	6PK1743		
					CA, ⇒MTR-NO 1266127	
					CA, MTR-NO 1266128⇒	
					CA, MTR-NO 1266128⇒	
					CA, MTR-NO 1266128⇒	
B5204T2	132	CT759 CT759K1 CT979 CT979K1 CT979WP1	ALT, PS, 07/1998⇒, ⇒03/1999	6DPK1825		
			ALT, PS, 03/1999⇒	6DPK1841		
			ALT, PS, AC, 07/1998⇒, ⇒07/1999	6DPK1841		
			ALT, PS, AC, 07/1999⇒	6DPK1853		
			ALT, PS, 07/1999⇒	6DPK1853		
			ALT, PS, (AUTOM), ⇒06/1998	6PK1256		
			ALT, PS, (MANL), ⇒06/1998	6PK1270		
			ALT, PS, AC, 01/1998⇒, ⇒06/1998	6PK1733		
			ALT, PS, AC, ⇒12/1997	6PK1743		
					CA, ⇒MTR-NO 1266127	
					CA, MTR-NO 1266128⇒	
					CA, MTR-NO 1266128⇒	
					CA, MTR-NO 1266128⇒	
B5204T	01/97-03/00	CT759 CT759K1 CT979	ALT, PS, 07/1998⇒, ⇒03/1999	6DPK1825		
			ALT, PS, 03/1999⇒	6DPK1841		
			ALT, PS, AC, 07/1998⇒, ⇒07/1999	6DPK1841		
			ALT, PS, AC, 07/1999⇒	6DPK1853		
			ALT, PS, 07/1999⇒	6DPK1853		
			ALT, PS, (AUTOM), ⇒06/1998	6PK1256		
			ALT, PS, (MANL), ⇒06/1998	6PK1270		
			ALT, PS, AC, 01/1998⇒, ⇒06/1998	6PK1733		
			ALT, PS, AC, ⇒12/1997	6PK1743		
					CA, ⇒MTR-NO 1266127	
					CA, MTR-NO 1266128⇒	





## VOLVO

V70 I (P80\_)

					<b>CT979K1</b> <b>CT979WP1</b>	CA, MTR-NO 1266128⇒ CA, MTR-NO 1266128⇒	
		B5204T3	166			ALT, PS, 07/1998⇒, ⇒03/1999 ALT, PS, 03/1999⇒ ALT, PS, AC, 07/1998⇒, ⇒07/1999 ALT, PS, AC, 07/1999⇒ ALT, PS, 07/1999⇒ ALT, PS, (AUTOM), ⇒06/1998 ALT, PS, (MANL), ⇒06/1998 ALT, PS, AC, 01/1998⇒, ⇒06/1998 ALT, PS, AC, ⇒12/1997 ALT, (Bosch), FOR ALT: 120A, OE-NO 8601841, 9459077, MTR-CODE: B 5204 T3	<b>6DPK1825</b> <b>6DPK1841</b> <b>6DPK1841</b> <b>6DPK1853</b> <b>6DPK1853</b> <b>6PK1256</b> <b>6PK1270</b> <b>6PK1733</b> <b>6PK1743</b> <b>AP9041</b>
2.0 Turbo AWD	01/97-03/00	B5204T3	166	1984		ALT, PS, 07/1998⇒, ⇒03/1999 ALT, PS, 03/1999⇒ ALT, PS, AC, 07/1998⇒, ⇒07/1999 ALT, PS, AC, 07/1999⇒ ALT, PS, 07/1999⇒ ALT, PS, (AUTOM), ⇒06/1998 ALT, PS, (MANL), ⇒06/1998 ALT, PS, AC, 01/1998⇒, ⇒06/1998 ALT, PS, AC, ⇒12/1997 ALT, (Bosch), FOR ALT: 120A, OE-NO 8601841, 9459077, MTR-CODE: B 5204 T3	<b>6DPK1825</b> <b>6DPK1841</b> <b>6DPK1841</b> <b>6DPK1853</b> <b>6DPK1853</b> <b>6PK1256</b> <b>6PK1270</b> <b>6PK1733</b> <b>6PK1743</b> <b>AP9041</b>
2.3 AWD	12/98-02/00	B5234T7, B5234T8	195	2319		ALT, (Bosch), FOR ALT: 120A, OE-NO 8601841, 9459077, MTR-CODE: B 5234 T7, B 5234 T8	<b>AP9041</b>
	04/97-09/98	B5234T3	177			ALT, PS, 07/1998⇒, ⇒03/1999 ALT, PS, AC, 07/1998⇒, ⇒07/1999 ALT, PS, (AUTOM), ⇒06/1998 ALT, PS, (MANL), ⇒06/1998 ALT, PS, AC, 01/1998⇒, ⇒06/1998 ALT, PS, AC, ⇒12/1997 ALT, (Bosch), FOR ALT: 120A, OE-NO 8601841, 9459077, MTR-CODE: B 5234 T3	<b>6DPK1825</b> <b>6DPK1841</b> <b>6PK1256</b> <b>6PK1270</b> <b>6PK1733</b> <b>6PK1743</b> <b>AP9041</b>
					<b>CT759</b> <b>CT759K1</b> <b>CT979</b> <b>CT979K1</b> <b>CT979WP1</b>	CA, ⇒MTR-NO 1266127 CA, ⇒MTR-NO 1266127 CA, MTR-NO 1266128⇒ CA, MTR-NO 1266128⇒ CA, MTR-NO 1266128⇒	
2.3 T AWD	04/97-03/00	B5234FT+	184	2319		ALT, PS, 07/1998⇒, ⇒03/1999 ALT, PS, 03/1999⇒ ALT, PS, AC, 07/1998⇒, ⇒07/1999 ALT, PS, AC, 07/1999⇒ ALT, PS, 07/1999⇒ ALT, PS, (AUTOM), ⇒06/1998 ALT, PS, (MANL), ⇒06/1998 ALT, PS, AC, 01/1998⇒, ⇒06/1998 ALT, PS, AC, ⇒12/1997 CA, ⇒MTR-NO 1266127 CA, ⇒MTR-NO 1266127 CA, MTR-NO 1266128⇒ CA, MTR-NO 1266128⇒ CA, MTR-NO 1266128⇒	<b>6DPK1825</b> <b>6DPK1841</b> <b>6DPK1841</b> <b>6DPK1853</b> <b>6DPK1853</b> <b>6PK1256</b> <b>6PK1270</b> <b>6PK1733</b> <b>6PK1743</b>
					<b>CT759</b> <b>CT759K1</b> <b>CT979</b> <b>CT979K1</b> <b>CT979WP1</b>	CA, ⇒MTR-NO 1266127 CA, ⇒MTR-NO 1266127 CA, MTR-NO 1266128⇒ CA, MTR-NO 1266128⇒ CA, MTR-NO 1266128⇒	
2.3 T-5	01/97-03/00	B5234T3	176	2319		ALT, PS, 07/1998⇒, ⇒03/1999 ALT, PS, 03/1999⇒ ALT, PS, AC, 07/1998⇒, ⇒07/1999 ALT, PS, AC, 07/1999⇒ ALT, PS, 07/1999⇒ ALT, PS, (AUTOM), ⇒06/1998 ALT, PS, (MANL), ⇒06/1998 ALT, PS, AC, 01/1998⇒, ⇒06/1998 ALT, PS, AC, ⇒12/1997 ALT, (Bosch), FOR ALT: 120A, OE-NO 8601841, 9459077, MTR-CODE: B 5234 T3	<b>6DPK1825</b> <b>6DPK1841</b> <b>6DPK1841</b> <b>6DPK1853</b> <b>6DPK1853</b> <b>6PK1256</b> <b>6PK1270</b> <b>6PK1733</b> <b>6PK1743</b> <b>AP9041</b>
					<b>CT759</b> <b>CT759K1</b> <b>CT979</b>	CA, ⇒MTR-NO 1266127 CA, ⇒MTR-NO 1266127 CA, MTR-NO 1266128⇒	

VOLVO



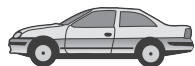
VOLVO

**VOLVO**

V70 I (P80\_)

					CT979K1 CT979WP1	CA, MTR-NO 1266128⇒ CA, MTR-NO 1266128⇒	
2.3 T-5 AWD	01/97-03/00	B5234T3	176	2319		ALT, PS, 07/1998⇒, ⇒03/1999 ALT, PS, 03/1999⇒ ALT, PS, AC, 07/1998⇒, ⇒07/1999 ALT, PS, AC, 07/1999⇒ ALT, PS, 07/1999⇒ ALT, PS, (AUTOM), ⇒06/1998 ALT, PS, (MANL), ⇒06/1998 ALT, PS, AC, 01/1998⇒, ⇒06/1998 ALT, PS, AC, ⇒12/1997 ALT, (Bosch), FOR ALT: 120A, OE-NO 8601841, 9459077, MTR-CODE: B 5234 T3 CA, ⇒MTR-NO 1266127 CA, ⇒MTR-NO 1266127 CA, MTR-NO 1266128⇒ CA, MTR-NO 1266128⇒ CA, MTR-NO 1266128⇒	6DPK1825 6DPK1841 6DPK1841 6DPK1853 6DPK1853 6PK1256 6PK1270 6PK1733 6PK1743 AP9041
2.3 Turbo	01/97-03/00	B5234FT+	184	2319		ALT, PS, 07/1998⇒, ⇒03/1999 ALT, PS, 03/1999⇒ ALT, PS, AC, 07/1998⇒, ⇒07/1999 ALT, PS, AC, 07/1999⇒ ALT, PS, 07/1999⇒ ALT, PS, (AUTOM), ⇒06/1998 ALT, PS, (MANL), ⇒06/1998 ALT, PS, AC, 01/1998⇒, ⇒06/1998 ALT, PS, AC, ⇒12/1997 CA, ⇒MTR-NO 1266127 CA, ⇒MTR-NO 1266127 CA, MTR-NO 1266128⇒ CA, MTR-NO 1266128⇒ CA, MTR-NO 1266128⇒	6DPK1825 6DPK1841 6DPK1841 6DPK1853 6DPK1853 6PK1256 6PK1270 6PK1733 6PK1743
2.4	08/99-05/00	B5244S2, B5244SG2	103	2435		ALT, (-AC), (⇒1999) ALT, (AC), (⇒1999) ALT, (-AC), (⇒2000) ALT, (AC), (⇒2000) ALT, (Bosch), FOR ALT: 120A, OE-NO 8601841, 9459077, MTR-CODE: B 5244 S2, B 5244 SG2 CA CA CA	6DPK1825 6DPK1841 6DPK1841 6DPK1853 AP9041
	01/97-05/00	B5254S, B5244S	125			ALT, PS, 07/1998⇒, ⇒03/1999 ALT, PS, 03/1999⇒ ALT, PS, AC, 07/1998⇒, ⇒07/1999 ALT, PS, AC, 07/1999⇒ ALT, PS, 07/1999⇒ ALT, PS, (AUTOM), ⇒06/1998 ALT, PS, (MANL), ⇒06/1998 ALT, PS, AC, 01/1998⇒, ⇒06/1998 ALT, PS, AC, ⇒12/1997 CA, ⇒MTR-NO 1266127 CA, ⇒MTR-NO 1266127 CA, MTR-NO 1266128⇒ CA, MTR-NO 1266128⇒ CA, MTR-NO 1266128⇒	6DPK1825 6DPK1841 6DPK1841 6DPK1853 6DPK1853 6PK1256 6PK1270 6PK1733 6PK1743
2.4 AWD	05/99-02/00	B5244T2	195	2435		ALT, (-AC) ALT, (AC), (1999) ALT, (AC), (2000) MTR-CODE: D 5244 T, ALT, (Bosch), FOR ALT: 120A, OE-NO 8111122, FOR ALT: 140A, OE-NO 8602710 ALT, (Bosch), FOR ALT: 120A, OE-NO 8601841, 9459077, MTR-CODE: B 5244 T2 CA CA	6DPK1825 6DPK1841 6DPK1853 AP9033 AP9041
	10/98-05/99	B5254S	121			ALT, (-AC), (⇒1999) ALT, (AC), (⇒1999) ALT, (-AC), (⇒2000) ALT, (AC), (⇒2000) ALT, (Bosch), FOR ALT: 120A, OE-NO 8601841, 9459077, MTR-CODE: B 5244 S CA CA CA	6DPK1825 6DPK1841 6DPK1841 6DPK1853 AP9041
2.4 Bifuel	08/99-03/00	B5244SG	103	2435		ALT, (-AC), (⇒1999) ALT, (AC), (⇒1999) ALT, (-AC), (⇒2000)	6DPK1825 6DPK1841 6DPK1841





## VOLVO

V70 I (P80...)

					ALT, (AC), (⇒2000) ALT, (Bosch), FOR ALT: 120A, OE-NO 8601841, 9459077, MTR-CODE: B 5244 SG CA CA CA	<b>6DPK1853</b> <b>AP9041</b>
2.4 Turbo	01/97-03/00	B5254T, B5244T	142	2435	<b>CT979</b> <b>CT979K1</b> <b>CT979WP1</b> ALT, PS, 07/1998⇒, ⇒03/1999 ALT, PS, 03/1999⇒ ALT, PS, AC, 07/1998⇒, ⇒07/1999 ALT, PS, AC, 07/1999⇒ ALT, PS, 07/1999⇒ ALT, PS, (AUTOM), ⇒06/1998 ALT, PS, (MANL), ⇒06/1998 ALT, PS, AC, 01/1998⇒, ⇒06/1998 ALT, PS, AC, ⇒12/1997 ALT, (Bosch), FOR ALT: 120A, OE-NO 8601841, 9459077, MTR-CODE: B 5254 T, B 5244 T CA, ⇒MTR-NO 1266127 CA, ⇒MTR-NO 1266127 <b>CT759</b> <b>CT759K1</b> <b>CT979</b> <b>CT979K1</b> <b>CT979WP1</b> CA, MTR-NO 1266128⇒ CA, MTR-NO 1266128⇒ CA, MTR-NO 1266128⇒	<b>6DPK1825</b> <b>6DPK1841</b> <b>6DPK1841</b> <b>6DPK1853</b> <b>6DPK1853</b> <b>6PK1256</b> <b>6PK1270</b> <b>6PK1733</b> <b>6PK1743</b> <b>AP9041</b>
2.5	06/98-03/00	B5254S	121	2435	ALT, PS, (-AC), 08/1998⇒ ALT, PS, AC, 08/1998⇒ ALT, PS, (-AC), (AUTOM), ⇒07/1998 PS, (-AC), (MANL), ⇒07/1998 ALT, PS, AC, ⇒07/1998 CA CA, MTR-CODE: B5244S, ⇒MTR-NO 3188688 <b>CT979</b> <b>CT979K1</b> <b>CT979K2</b> <b>CT979WP1</b> CA, MTR-NO 3188689⇒ CA, MTR-NO 1266128⇒	<b>6DPK1825</b> <b>6DPK1841</b> <b>6PK1256</b> <b>6PK1270</b> <b>6PK1743</b>
	01/97-03/00	B5252S	106		ALT, PS, 07/1998⇒, ⇒03/1999 ALT, PS, 03/1999⇒ ALT, PS, AC, 07/1998⇒, ⇒07/1999 ALT, PS, AC, 07/1999⇒ ALT, PS, 07/1999⇒ ALT, PS, (AUTOM), ⇒06/1998 ALT, PS, (MANL), ⇒06/1998 ALT, PS, AC, 01/1998⇒, ⇒06/1998 ALT, PS, AC, ⇒12/1997 CA, ⇒MTR-NO 1266127 CA, ⇒MTR-NO 1266127 <b>CT855</b> <b>CT855K1</b> <b>CT981</b> <b>CT981K1</b> CA, MTR-NO 1266128⇒ CA, MTR-NO 1266128⇒	<b>6DPK1825</b> <b>6DPK1841</b> <b>6DPK1841</b> <b>6DPK1853</b> <b>6DPK1853</b> <b>6PK1256</b> <b>6PK1270</b> <b>6PK1733</b> <b>6PK1743</b>
2.5 AWD	03/99-03/00		195	2435	ALT, (-AC), (⇒1999) ALT, (AC), (⇒1999) ALT, (-AC), (⇒2000) ALT, (AC), (⇒2000) ALT, (Bosch), FOR ALT: 120A, OE-NO 8601841, 9459077, MTR-CODE: B 5244 T2 CA CA CA	<b>6DPK1825</b> <b>6DPK1841</b> <b>6DPK1841</b> <b>6DPK1853</b> <b>AP9041</b>
2.5 Bifuel	10/98-08/99	GB5252S	106	2435	ALT, (-AC) ALT, (AC) ALT, (Bosch), FOR ALT: 120A, OE-NO 8601841, 9459077, MTR-CODE: GB 5252 S CA, ⇒MTR-NO 1266127 CA, ⇒MTR-NO 1266127 <b>CT855</b> <b>CT855K1</b> <b>CT981</b> <b>CT981K1</b> CA, MTR-NO 1266128⇒ CA, MTR-NO 1266128⇒	<b>6DPK1825</b> <b>6DPK1841</b> <b>AP9041</b>
2.5 TDI	01/97-05/00	D5252T	103	2461	ALT, (-AC) ALT, (AC) ONLY WITH VD1002 ONLY WITH VD1002 ALT, (Bosch), FOR ALT: 120A, OE-NO 8111122 ALT, (Bosch), FOR ALT: 120A, OE-NO 8111122, MTR-CODE: D 5252 T INJP INJP CA CA	<b>6PK1432</b> <b>6PK1685</b> <b>MS09</b> <b>MS42</b> <b>AP9033</b> <b>AP9041</b> <b>VD1002</b>

VOLVO



**VOLVO**

**VOLVO**

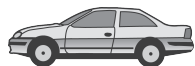
**V70 I (P80\_)**

2.5 TDi AWD	11/96-02/00	D5252T	103	2460	<b>CT939WP6</b> CA	ALT, (-AC) ALT, (AC) ONLY WITH VD1002 ALT, (Bosch), FOR ALT: 120A, OE-NO 8111122 ALT, (Bosch), FOR ALT: 120A, OE-NO 8111122, MTR-CODE: D 5252 T	<b>6PK1432</b> <b>6PK1685</b> <b>MS42</b> <b>AP9033</b>  <b>AP9041</b>  <b>VD1002</b>
2.5 Turbo AWD	01/97-05/00	B5254T, B5244T	142	2435	<b>CT914</b> <b>CT914K1</b> <b>CT939</b> <b>CT939K3</b> <b>CT939WP6</b> INJP INJP CA CA CA	ALT, PS, 07/1998⇒, ⇒03/1999 ALT, PS, 03/1999⇒ ALT, PS, AC, 07/1998⇒, ⇒07/1999 ALT, PS, AC, 07/1999⇒ ALT, PS, 07/1999⇒ ALT, PS, (AUTOM), ⇒06/1998 ALT, PS, (MANL), ⇒06/1998 ALT, PS, AC, 01/1998⇒, ⇒06/1998 ALT, PS, AC, ⇒12/1997 ALT, (Bosch), FOR ALT: 120A, OE-NO 8601841, 9459077, MTR-CODE: B 5254 T, B 5244 T CA, ⇒MTR-NO 1266127 CA, ⇒MTR-NO 1266127 CA, MTR-NO 1266128⇒ CA, MTR-NO 1266128⇒ CA, MTR-NO 1266128⇒	<b>6DPK1825</b> <b>6DPK1841</b> <b>6DPK1841</b> <b>6DPK1853</b> <b>6DPK1853</b> <b>6PK1256</b> <b>6PK1270</b> <b>6PK1733</b> <b>6PK1743</b> <b>AP9041</b>

**V70 II (P80\_)**

2.0 T	07/01-08/07	B5204T5	132	1984	<b>CT979</b> <b>CT979K1</b>  <b>CT979K2</b> <b>CT979WP1</b> CA, MTR-CODE: B 5204 T5 CA, MTR-CODE: B 5204 T5, ⇒MTR-NO 3188688 CA, MTR-NO 3188689⇒ CA, ⇒MTR-NO 3188688	ALT ALT, (Bosch), FOR ALT: 120A, OE-NO 8602276, 8251071, FOR ALT: 140A, OE-NO 8602710, 8602343, FOR ALT: 160A, OE-NO 8602714, MTR-CODE: B 5204 T5 01/2003⇒ CA, MTR-CODE: B 5204 T5	<b>6DPK1841</b> <b>AP9041</b>    <b>VD1102</b>
2.3	10/00-09/04	B5234T7	195	2319	<b>CT759</b> <b>CT759K1</b> <b>CT979</b> <b>CT979K1</b> <b>CT979WP1</b> CA, ⇒MTR-NO 1266127 CA, ⇒MTR-NO 1266127 CA, MTR-NO 1266128⇒ CA, MTR-NO 1266128⇒ CA, MTR-NO 1266128⇒	ALT, (-AC), (1999) ALT, (AC), (1999) ALT, (AC), (2000-) ALT, (-AC), (AUTOM), (1997,1998) ALT, (-AC), (MANL), (1997,1998) ALT, (AC), (1997,1998) ALT, (Bosch), FOR ALT: 120A, OE-NO 8602276, 8251071, FOR ALT: 140A, OE-NO 8602710, FOR ALT: 160A, OE-NO 8602714, MTR-CODE: B 5234 T7	<b>6DPK1825</b> <b>6DPK1841</b> <b>6DPK1853</b> <b>6PK1256</b> <b>6PK1270</b> <b>6PK1743</b> <b>AP9041</b>
2.3 AWD	10/00-09/04	B5234T7, B5234T8	195	2319	<b>CT759</b> <b>CT759K1</b> <b>CT979</b> <b>CT979K1</b> <b>CT979WP1</b> CA, ⇒MTR-NO 1266127 CA, ⇒MTR-NO 1266127 CA, MTR-NO 1266128⇒ CA, MTR-NO 1266128⇒ CA, MTR-NO 1266128⇒	ALT, (Bosch), FOR ALT: 120A, OE-NO 8602276, 8251071, FOR ALT: 140A, OE-NO 8602710, FOR ALT: 160A, OE-NO 8602714, MTR-CODE: B 5234 T7, B 5234 T8	<b>AP9041</b>
2.3 T5	03/00-08/07	B5234T3, B5234T4	184	2319	<b>CT759</b> <b>CT759K1</b> <b>CT979</b> <b>CT979K1</b> <b>CT979WP1</b> CA, ⇒MTR-NO 1266127 CA, ⇒MTR-NO 1266127 CA, MTR-NO 1266128⇒ CA, MTR-NO 1266128⇒ CA, MTR-NO 1266128⇒	ALT, (-AC) ALT, (AC) ALT, (Bosch), FOR ALT: 120A, OE-NO 8602276, 8251071, FOR ALT: 140A, OE-NO 8602710, 8602343, FOR ALT: 160A, OE-NO 8602714, MTR-CODE: B 5234 T3 01/2003⇒ CA, ⇒MTR-NO 1266127 CA, ⇒MTR-NO 1266127 CA, MTR-NO 1266128⇒ CA, MTR-NO 1266128⇒ CA, MTR-NO 1266128⇒	<b>6DPK1841</b> <b>6DPK1853</b> <b>AP9041</b>   <b>VD1102</b>
2.4	03/00-08/07	B5244S2	103	2435	<b>CT759</b> <b>CT759K1</b> <b>CT979</b> <b>CT979K1</b> <b>CT979WP1</b> CA, ⇒MTR-NO 1266127 CA, ⇒MTR-NO 1266127 CA, MTR-NO 1266128⇒ CA, MTR-NO 1266128⇒ CA, MTR-NO 1266128⇒	ALT, (-AC), (1999) ALT, (AC), (1999) ALT, (2000)	<b>6DPK1825</b> <b>6DPK1841</b> <b>6DPK1853</b>





## VOLVO

V70 II (P80\_)

					<p>ALT, (Bosch), FOR ALT: 120A, OE-NO 8602276, 8251071, FOR ALT: 140A, OE-NO 8602710, 8602343, FOR ALT: 160A, OE-NO 8602714, MTR-CODE: B 5244 S2 01/2003⇒</p> <p><b>CT979</b> <b>CT979K1</b> CA, MTR-CODE: B5244S</p> <p><b>CT979K2</b> CA, MTR-CODE: B5244S, ⇒MTR-NO 3188688</p> <p><b>CT979WP1</b> CA, MTR-CODE: B5244S, ⇒MTR-NO 3188688</p>	<p><b>AP9041</b></p> <p><b>VD1102</b></p>
		B5244S	125		<p>ALT, (-AC), (1999)</p> <p>ALT, (AC), (1999)</p> <p>ALT, (2000)</p> <p>ALT, (Bosch), FOR ALT: 120A, OE-NO 8602276, 8251071, FOR ALT: 140A, OE-NO 8602710, 8602343, FOR ALT: 160A, OE-NO 8602714, MTR-CODE: B 5244 S 01/2003⇒</p> <p><b>CT979</b> <b>CT979K1</b> CA, MTR-CODE: B5244S</p> <p><b>CT979K2</b> CA, MTR-CODE: B5244S, ⇒MTR-NO 3188688</p> <p><b>CT979WP1</b> CA, MTR-NO 3188689⇒ CA, ⇒MTR-NO 3188688</p>	<p><b>6DPK1825</b></p> <p><b>6DPK1841</b></p> <p><b>6DPK1853</b></p> <p><b>AP9041</b></p> <p><b>VD1102</b></p>
	03/00-09/03		121		<p>ALT, (Bosch), FOR ALT: 120A, OE-NO 8602276, 8251071, FOR ALT: 140A, OE-NO 8602710, 8602343, FOR ALT: 160A, OE-NO 8602714, MTR-CODE: B 5244 S</p>	<b>AP9041</b>
2.4 AWD	03/00-09/03		121	2435	<p>ALT, (Bosch), FOR ALT: 120A, OE-NO 8602276, 8251071, FOR ALT: 140A, OE-NO 8602710, 8602343, FOR ALT: 160A, OE-NO 8602714, MTR-CODE: B 5244 S</p>	<b>AP9041</b>
2.4 Bifuel	09/01-08/07	B5244SG	103	2435	<p>ALT</p> <p>ALT, (Bosch), FOR ALT: 120A, OE-NO 8602276, 8251071, FOR ALT: 140A, OE-NO 8602710, FOR ALT: 160A, OE-NO 8602714, MTR-CODE: B 5244 SG 01/2003⇒</p> <p><b>CT979</b> <b>CT979K1</b> CA, MTR-CODE: B5244SG</p> <p><b>CT979K2</b> CA, MTR-NO 3188689⇒</p> <p><b>CT979WP1</b> CA, ⇒MTR-NO 3188688</p>	<p><b>6DPK1841</b></p> <p><b>AP9041</b></p> <p><b>VD1102</b></p>
2.4 D	12/01-08/07	D5244T2	96	2401	<p>ALT</p> <p>ONLY WITH VD1077</p> <p>ALT, (Bosch), FOR ALT: 160A, OE-NO 8602714</p> <p>ALT, (Bosch), FOR ALT: 120A, OE-NO 8111122, FOR ALT: 140A, OE-NO 8602710, FOR ALT: 160A, OE-NO 8602714, MTR-CODE: D 5244 T2</p> <p><b>CT1010</b> <b>CT1010K1</b> CA</p> <p><b>CT1010WP1</b> CA</p>	<p><b>6DPK1841</b></p> <p><b>6DPK1841D1</b></p> <p><b>MS39</b></p> <p><b>AP9033</b></p> <p><b>AP9041</b></p> <p><b>VD1077</b></p>
	05/05-08/07	D5244T7	93	2400	<p>ALT, PS, AC</p> <p>ONLY WITH VD1077</p> <p>ALT, (Bosch), FOR ALT: 140A, OE-NO 36050263, FOR ALT: 160A, OE-NO 36050266, MTR-CODE: D 5244 T7</p> <p><b>CT1010</b> <b>CT1010K1</b> CA</p> <p><b>CT1010WP1</b> CA</p>	<p><b>6DPK1841</b></p> <p><b>MS39</b></p> <p><b>AP9041</b></p> <p><b>VD1077</b></p>
2.4 D5	08/01-08/07	D5244T, D5244T5	120	2401	<p>ALT, 08/2007⇒</p> <p>ALT, ⇒07/2007</p> <p>ALT, ⇒07/2007</p> <p>ONLY WITH VD1077</p> <p>ALT, (Bosch), FOR ALT: 160A, OE-NO 8602714</p> <p>ALT, (Bosch), FOR ALT: 120A, OE-NO 8111122, FOR ALT: 140A, OE-NO 8602710, FOR ALT: 160A, OE-NO 8602714, MTR-CODE: D 5244 T</p> <p><b>CT1010</b> CA</p>	<p><b>5PK1120</b></p> <p><b>6DPK1841</b></p> <p><b>6DPK1841D1</b></p> <p><b>MS39</b></p> <p><b>AP9033</b></p> <p><b>AP9041</b></p> <p><b>VD1077</b></p>

VOLVO



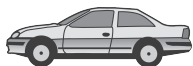
VOLVO

**VOLVO**

V70 II (P80\_)

					CT1010K1 CT1010WP1	CA CA	
	12/05-08/07	D5244T4	136			ALT, 08/2007⇒ AC, 08/2007⇒ ALT, ⇒07/2007 ALT, ⇒07/2007 ONLY WITH VD1077 ALT, (Bosch), FOR ALT: 140A, OE-NO 8603262, FOR ALT: 160A, OE-NO 8603265, MTR-CODE: D 5244 T4	5PK1120 5PK628 ELAST 6DPK1841 6DPK1841D1 MS39 AP9041  VD1077
2.4 D5 AWD	03/03-08/07	D5244T2, D5244T5	120	2401	CT1010 CT1010K1 CT1010WP1	CA CA CA	6DPK1841 6DPK1841D1 MS39 AP9033  AP9041  VD1077
	12/05-08/07	D5244T4	136			ALT, 08/2007⇒ AC, 08/2007⇒ ALT, ⇒07/2007 ALT, ⇒07/2007 ONLY WITH VD1077 ALT, (Bosch), FOR ALT: 140A, OE-NO 8603262, FOR ALT: 160A, OE-NO 8603265, MTR-CODE: D 5244 T4	5PK1120 5PK628 ELAST 6DPK1841 6DPK1841D1 MS39 AP9041  VD1077
2.4 T	03/00-08/07	B5244T3	147	2435	CT979 CT979K1 CT979K2 CT979WP1	CA, MTR-CODE: B5244SG CA, MTR-CODE: B5244SG, ⇒MTR-NO 3188688 CA, MTR-NO 3188689⇒ CA, ⇒MTR-NO 3188688	6DPK1841 AP9041  VD1102
2.4 T AWD	09/01-08/07	B5244T3	147	2435	CT979 CT979K1 CT979K2 CT979WP1	ALT ALT, (Bosch), FOR ALT: 120A, OE-NO 8602276, 8251071, FOR ALT: 140A, OE- NO 8602710, 8602343, FOR ALT: 160A, OE-NO 8602714, MTR-CODE: B 5244 T3 CA, MTR-CODE: B5244SG CA, MTR-CODE: B5244SG, ⇒MTR-NO 3188688 CA, MTR-NO 3188689⇒ CA, ⇒MTR-NO 3188688	6DPK1841 AP9041
2.4 T5	04/04-08/07	B5244T5	191	2401	CT979 CT979K1 CT979K2 CT979WP1	ALT, PS, AC ALT, (Bosch), FOR ALT: 140A, OE-NO 36050263, FOR ALT: 160A, OE-NO 36050266  CA CA, MTR-CODE: B5244SG, ⇒MTR-NO 3188688 CA, MTR-NO 3188689⇒ CA, ⇒MTR-NO 3188688	6DPK1841 AP9041  VD1102
2.5 R Sport	12/02-08/07	B5254T4	221	2521		ALT, (Bosch), FOR ALT: 160A, OE-NO 8602714 ALT, (Bosch), FOR ALT: 120A, OE-NO 8602276, 8251071, FOR ALT: 140A, OE- NO 8602710, FOR ALT: 160A, OE-NO 8602714, MTR-CODE: B 5254 T4	AP9033  AP9041
2.5 T	04/04-08/07	B5254T2	154	2521		ALT ALT, (Bosch), FOR ALT: 160A, OE-NO	6DPK1841 AP9033





## VOLVO

### V70 II (P80\_)

						8602714 ALT, (Bosch), FOR ALT: 120A, OE-NO 8602276, 8251071, FOR ALT: 140A, OE-NO 8602710, FOR ALT: 160A, OE-NO 8602714, MTR-CODE: B 5254 T2	AP9041 VD1102
					CT979 CT979K1 CT979K2 CT979WP1	CA, MTR-CODE: B5244SG CA, MTR-CODE: B5244SG, ⇒MTR-NO 3188688 CA, MTR-NO 3188689⇒ CA, ⇒MTR-NO 3188688	
2.5 T AWD	09/02-08/07	B5254T2	154	2521		ALT ALT, (Bosch), FOR ALT: 160A, OE-NO 8602714 ALT, (Bosch), FOR ALT: 120A, OE-NO 8602276, 8251071, FOR ALT: 140A, OE-NO 8602710, FOR ALT: 160A, OE-NO 86027143, MTR-CODE: B 5254 T2 01/2003⇒	6DPK1841 AP9033 AP9041 VD1102
					CT979 CT979K1 CT979K2 CT979WP1	CA CA, ⇒MTR-NO 3188688 CA, MTR-NO 3188689⇒ CA, ⇒MTR-NO 3188688	
2.5 TDI	03/00-08/07	D5252T	103	2461		ALT, (-AC) ALT, (AC) ONLY WITH VD1002 ALT, (Bosch), Ø 73 mm, FOR ALT: 120A, FOR ALT: 140A, FOR ALT: 160A, ⇒06/2004 ALT, (Bosch), FOR ALT: 120A, OE-NO 8111122, MTR-CODE: D 5252 T	6PK1555 6PK1795 MS42 AP9033 AP9041 VD1002
					CT914 CT914K1 CT939 CT939K3 CT939WP6	INJP INJP CA CA CA	
R 2,5 T AWD	03/03-08/07	B5254T4	221	2521		ALT, PS, AC, CH-NO 349000⇒ ALT, PS, AC, ⇒CH-NO 348999 ALT, (Bosch), FOR ALT: 160A, OE-NO 8602714 ALT, (Bosch), FOR ALT: 120A, OE-NO 8602276, 8251071, FOR ALT: 140A, OE-NO 8602710, FOR ALT: 160A, OE-NO 8602714, MTR-CODE: B 5254 T4	6DPK1825 6DPK1841 AP9033 AP9041 VD1102
					CT979 CT979K1 CT979K2 CT979WP1	CA, MTR-CODE: B5254T4 CA, ⇒MTR-NO 3188688 CA, MTR-NO 3188689⇒ CA, ⇒MTR-NO 3188688	

### V70 III

1.6 D	01/10-	D4164T	80	1560		ALT, (-AC) ALT, (-AC) ALT, (Valeo), FOR ALT: 150A, OE-NO 360000909, ⇒CH-NO 147048	6PK800 6PK976 AP9013 VD1094
					CT1092 CT1092K1 CT1092WP1	CA CA CA	
2.0	10/07-	B4204S3	107	1999		ALT	6PK2215
2.0 D	10/07-	D4204T	100	1997		ALT ALT, (Bosch), FOR ALT: 150A, OE-NO 30795169, 36000798, ALT-No: 0 121 615 028, FOR ALT: 180A, OE-NO 36000223 ALT, (Denso), FOR ALT: 120A, ALT-No: 104210-3511, 104210-3512, 104210-3513 CA, 02/2008⇒ CA, 02/2008⇒ CA, 02/2008⇒	6PK1845 AP9023 AP9029
					CT1091 CT1091K1 CT1091WP1	CA CA CA	
2.0 FlexiFuel	01/08-	B4204S4	107	1999		ALT	6PK2215
2.4 D	08/07-	D5244T5	120	2400		ALT AC ALT, (Bosch), FOR ALT: 140A, OE-NO 8603262, FOR ALT: 160A, OE-NO 8603265, MTR-CODE: D 5244 T5	5PK1120 5PK628 ELAST AP9041
					CT1010 CT1010K1 CT1010WP1	CA CA CA	






**VOLVO**
**VOLVO**

VOLVO							
<b>V70 III</b>							
	10/09-	D5244T14	129			ALT AC CA CA	5PK1120 5PK628 ELAST
						<b>CT1010</b> <b>CT1010K1</b>	
2.5 T	08/07-	B5254T6	147	2521		ALT AC CA, MTR-CODE: B5254T6 CA, MTR-CODE: B5254T6	5PK1095 5PK628 ELAST
						<b>CT979</b> <b>CT979K3</b>	
2.5 T FlexiFuel	05/08-	B5254T8	147	2521		ALT AC CA CA	5PK1095 5PK628 ELAST
						<b>CT979</b> <b>CT979K3</b>	
3.2	08/07-	B6324S	175	3192		ALT	6PK1200
3.2 AWD	08/07-	B6324S	175	3192		ALT	6PK1200
D3	03/10-	D5204T2, D5204T3	120	1984		ALT AC CA CA	5PK1120 5PK628 ELAST
						<b>CT1010</b> <b>CT1010K1</b>	
D5	06/11-	D5244T11, D5244T15	158	2400		ALT CA CA CA CA	5PK1120
						<b>CT1010</b> <b>CT1010K1</b> <b>CT1010WP1</b>	
	08/07-	D5244T4	136			ALT AC ALT, (Bosch), FOR ALT: 140A, OE-NO 8603262, FOR ALT: 160A, OE-NO 8603265, MTR-CODE: D 5244 T4 CA CA CA CA	5PK1120 5PK628 ELAST AP9041
						<b>CT1010</b> <b>CT1010K1</b> <b>CT1010WP1</b>	
	12/09-	D5244T10	151			ALT AC CA CA	5PK1120 5PK628 ELAST
						<b>CT1010</b> <b>CT1010K1</b>	
D5 AWD	06/11-	D5244T11, D5244T15	158	2400		ALT CA CA CA CA	5PK1120
						<b>CT1010</b> <b>CT1010K1</b> <b>CT1010WP1</b>	
	10/07-	D5244T4	136			ALT AC ALT, (Bosch), FOR ALT: 140A, OE-NO 8603262, FOR ALT: 160A, OE-NO 8603265, MTR-CODE: D 5244 T4 CA CA CA CA	5PK1120 5PK628 ELAST AP9041
						<b>CT1010</b> <b>CT1010K1</b> <b>CT1010WP1</b>	
	12/09-	D5244T10	151			ALT AC CA CA	5PK1120 5PK628 ELAST
						<b>CT1010</b> <b>CT1010K1</b>	
T6 AWD	08/07-	B6304T2	210	2953		ALT	6PK1200
<b>V90 Kombi</b>							
2.5	11/96-10/98	B6254FS	125	2473		ALT, (-AC), (AUTOM-TP) ALT, (-AC), (MANL-TP) ALT, (AC), ⇒MODEL '96 ALT, (AC), MODEL '97⇒ CA CA CA	6PK1256 6PK1270 6PK1642 6PK1750
						<b>CT902</b> <b>CT902K1</b>	
	11/96-10/97	B6244FS	132			ALT, (-AC), (AUTOM) ALT, (-AC), (MANL) ALT, (AC), ⇒MODEL '96 ALT, (AC), MODEL '97⇒ CA CA CA	6PK1256 6PK1270 6PK1642 6PK1750
						<b>CT902</b> <b>CT902K1</b>	
2.9	01/97-12/98	B6304S2	132	2922		ALT, (-AC), (AUTOM) ALT, (-AC), (MANL) ALT, (AC) CA CA CA	6PK1256 6PK1270 6PK1755
						<b>CT902</b> <b>CT902K1</b>	
		B6304G	150			ALT, (-AC), (AUTOM) ALT, (-AC), (MANL) ALT, (AC) CA CA CA	6PK1256 6PK1270 6PK1755
						<b>CT902</b> <b>CT902K1</b>	
<b>XC60</b>							
2.4 D	07/09-	D5244T14	129	2400		ALT AC CA	5PK1120 5PK628 ELAST
						<b>CT1010</b>	





<b>VOLVO</b>							
<b>XC60</b>							
↔					<b>CT1010K1</b>	CA	
2.4 D AWD	05/08-	D5244T5, D5244T16, D5244T17	120	2400	<b>CT1010</b> <b>CT1010K1</b> <b>CT1010WP1</b>	ALT AC CA CA CA	<b>5PK1120</b> <b>5PK628 ELAST</b>
D3	03/10-	D5204T2, D5204T3	120	1984	<b>CT1010</b> <b>CT1010K1</b>	ALT AC CA CA	<b>5PK1120</b> <b>5PK628 ELAST</b>
D5 AWD	06/11-	D5244T11, D5244T15	158	2400	<b>CT1010</b> <b>CT1010K1</b> <b>CT1010WP1</b>	ALT CA CA CA	<b>5PK1120</b>
	05/08-	D5244T4	136		<b>CT1010</b> <b>CT1010K1</b> <b>CT1010WP1</b>	ALT AC CA CA CA	<b>5PK1120</b> <b>5PK628 ELAST</b>
	07/09-	D5244T10	151		<b>CT1010</b> <b>CT1010K1</b>	ALT AC CA CA	<b>5PK1120</b> <b>5PK628 ELAST</b>
T6 AWD	05/08-	B6304T2	210	2953		ALT	<b>6PK1200</b>
<b>XC70 CROSS COUNTRY</b>							
2.4 D5 AWD	12/05-08/07	D5244T4	136	2401	<b>CT1010</b> <b>CT1010K1</b> <b>CT1010WP1</b>	ALT, CH-NO 234794⇒ ALT, ⇒CH-NO 234793 ONLY WITH VD1077 ALT, (Bosch), FOR ALT: 140A, OE-NO 8603262, FOR ALT: 160A, OE-NO 8603265, MTR-CODE: D 5244 T4  CA CA CA	<b>6DPK1825</b> <b>6DPK1841</b> <b>MS39</b> <b>AP9041</b>  <b>VD1077</b>
2.4 D5 XC AWD	09/02-08/07	D5244T	120	2401	<b>CT1010</b> <b>CT1010K1</b> <b>CT1010WP1</b>	ALT, ⇒08/2005 ONLY WITH VD1077 ALT, (Bosch), FOR ALT: 160A, OE-NO 8602714 ALT, (Bosch), FOR ALT: 120A, OE-NO 8111122, FOR ALT: 140A, OE-NO 8602710, FOR ALT: 160A, OE-NO 8602714, MTR-CODE: D 5244 T  CA, ⇒08/2005 CA, ⇒08/2005 CA, ⇒08/2005	<b>6DPK1841</b> <b>MS39</b> <b>AP9033</b>  <b>AP9041</b>  <b>VD1077</b>
2.4 T XC AWD	03/00-09/02	B5244T3	147	2435	<b>CT979</b> <b>CT979K1</b> <b>CT979WP1</b>	ALT, (-AC) ALT, (AC) ALT, (Bosch), FOR ALT: 120A, OE-NO 8602276, 8251071, FOR ALT: 140A, OE- NO 8602710, 8602343, FOR ALT: 160A, OE-NO 8602714, MTR-CODE: B 5244 T3  CA CA CA	<b>6DPK1841</b> <b>6DPK1853</b> <b>AP9041</b>
2.5 T XC AWD	09/02-08/07	B5254T2	154	2521	<b>CT979</b> <b>CT979K1</b>  <b>CT979K2</b> <b>CT979WP1</b>	ALT ALT, (Bosch), FOR ALT: 160A, OE-NO 8602714 ALT, (Bosch), FOR ALT: 120A, OE-NO 8602276, 8251071, FOR ALT: 140A, OE- NO 8602710, FOR ALT: 160A, OE-NO 8602714, MTR-CODE: B 5254 T2 01/2003⇒ CA, MTR-CODE: B5244SG CA, MTR-CODE: B5244SG, ⇒MTR-NO 3188688 CA, MTR-NO 3188689⇒ CA, ⇒MTR-NO 3188688	<b>6DPK1841</b> <b>AP9033</b>  <b>AP9041</b>  <b>VD1102</b>
<b>XC70 II</b>							
2.4 D	01/10-	D5244T14	129	2400	<b>CT1010</b> <b>CT1010K1</b>	ALT AC CA CA	<b>5PK1120</b> <b>5PK628 ELAST</b>
2.4 D AWD	08/07-	D5244T5, D5244T16	120	2400		ALT AC ALT, (Bosch), FOR ALT: 140A, OE-NO 8603262, FOR ALT: 160A, OE-NO	<b>5PK1120</b> <b>5PK628 ELAST</b> <b>AP9041</b>

**VOLVO**




VOLVO

**VOLVO**

**XC70 II**

					CT1010 CT1010K1 CT1010WP1	CA CA CA	
3.2 AWD D3	08/07- 08/11-	B6324S D5204T2, D5204T3	175 120	3192 1984		ALT AC CA CA CA	6PK1200 5PK1120 5PK628 ELAST
D3 AWD	08/11-	D5204T2	120	1984	CT1010 CT1010K1	CA CA CA	
						ALT AC CA CA CA	5PK1120 5PK628 ELAST
D5 AWD	06/11-	D5244T11, D5244T15	158	2400	CT1010 CT1010K1 CT1010WP1	ALT CA CA CA	5PK1120
	08/07-	D5244T4	136			ALT AC ALT, (Bosch), FOR ALT: 140A, OE-NO 8603262, FOR ALT: 160A, OE-NO 8603265, MTR-CODE: D 5244 T4 CA CA CA	5PK1120 5PK628 ELAST AP9041
	12/09-	D5244T10	151			ALT AC CA CA CA	5PK1120 5PK628 ELAST
T6 AWD	01/08-	B6304T2	210	2953		ALT	6PK1200

**XC90**

2.5 T	10/02-	B5254T2	154	2521		ALT, (-AC) ALT, (AC) ALT, (Bosch), FOR ALT: 140A, OE-NO 8603262, 8602710, FOR ALT: 160A, OE- NO 8602714, 8603265, MTR-CODE: B 5254 T2 CA CA, MTR-CODE: B5244S, ⇒MTR-NO 3188688 CA, MTR-NO 3188689⇒ CA, ⇒MTR-NO 3188688	6DPK1825 6DPK1841 AP9041  VD1102
3.2 D5	05/06- 10/02-	B6324S D5244T, D5244T5	175 120	3192 2401		ALT ALT, CH-NO 288076⇒ ALT, ⇒CH-NO 288075 ALT, ⇒CH-NO 288075 ONLY WITH VD1077 ALT, (Bosch), FOR ALT: 140A, OE-NO 8602710, 8603262, FOR ALT: 160A, OE- NO 8602714, 8603265, MTR-CODE: B 5244 T CA CA CA	6PK1200 6DPK1825 6DPK1841 6DPK1841D1 MS39 AP9041  VD1077
	05/06-	D5244T4	136			ALT ALT, ⇒CH-NO 288075 ONLY WITH VD1077 ALT, (Bosch), FOR ALT: 140A, OE-NO 8603262, FOR ALT: 160A, OE-NO 8603265, MTR-CODE: B 5244 T4 CA CA CA	6DPK1825 6DPK1841D1 MS39 AP9041  VD1077
	04/09-	D5244T5	120	2400		ALT ONLY WITH VD1077 ALT, (Bosch), FOR ALT: 140A, OE-NO 8603262, FOR ALT: 160A, OE-NO 8603265, MTR-CODE: B 5244 T5 CA CA CA	6DPK1825 MS39 AP9041  VD1077
	01/11-	D5244T18	147			ALT ALT, (Bosch), FOR ALT: 160A, OE-NO 36050266 CA	6DPK1825 AP9041





VOLVO							
<b>XC90</b>							
						CT1010K1 CA CT1010WP1 CA	
T6	10/02-	B6294T	200	2922		ALT CA CA CA CA CA	6DPK1825

VOLVO (CHANGAN)							
<b>S40 (MS)</b>							
2.0	01/09-		107	1999		AC AC ALT	5PK705 ELAST 5PK705 ELAST T1 6PK1306
2.4	06/06-	B5244S	125	2435		AC ALT CA	5PK847 5PK890
2.5	06/06-	B5254T6	162	2521	CT979	AC ALT CA	5PK847 5PK890
<b>S80L</b>							
2.5	03/09-	B5254T6	147	2521		ALT AC CA	5PK1095 5PK628 ELAST
3.0 AWD	03/09-	B6304T2	210	2953	CT979	ALT, (AC) CA	6PK1205

VW							
<b>1500,1600 (31)</b>							
1.5	04/61-07/73	K	33	1493		ALT, MTR-NO 141841⇒ ALT, ⇒MTR-NO 141840	AVX10X1000 AVX10X1050
1.5 S	08/63-07/65		40	1493		ALT, MTR-NO 141841⇒ ALT, ⇒MTR-NO 141840	AVX10X1000 AVX10X1050
1.6	08/65-07/73	T, U	40	1584		ALT, MTR-NO 141841⇒ ALT, ⇒MTR-NO 141840	AVX10X1000 AVX10X1050
1.6 L	07/64-07/73	P	37	1584		ALT, MTR-NO 141841⇒ ALT, ⇒MTR-NO 141840	AVX10X1000 AVX10X1050
1.6 TL	08/65-07/73	T, U	40	1584		ALT, MTR-NO 141841⇒ ALT, ⇒MTR-NO 141840	AVX10X1000 AVX10X1050
<b>1500,1600 Schrägheck (31)</b>							
1.5 L	07/68-07/73	K	33	1493		ALT, MTR-NO 141841⇒ ALT, ⇒MTR-NO 141840	AVX10X1000 AVX10X1050
1.6 TL	08/65-07/73	T, U	40	1584		ALT, MTR-NO 141841⇒ ALT, ⇒MTR-NO 141840	AVX10X1000 AVX10X1050
<b>1500,1600 Variant (36)</b>							
1.5	04/61-07/73	K	33	1493		ALT, MTR-NO 141841⇒ ALT, ⇒MTR-NO 141840	AVX10X1000 AVX10X1050
1.5 S	08/63-07/65		40	1493		ALT, MTR-NO 141841⇒ ALT, ⇒MTR-NO 141840	AVX10X1000 AVX10X1050
1.6 L	08/65-07/73	T, U	40	1584		ALT, MTR-NO 141841⇒ ALT, ⇒MTR-NO 141840	AVX10X1000 AVX10X1050
<b>181</b>							
1.5	09/69-07/70	H	32	1493		ALT	AVX10X900
1.6	08/70-07/73	AG	32	1584		DYN ALT	AVX10X900 AVX10X905
	03/73-02/79	AL, AM	35			DYN ALT	AVX10X900 AVX10X905
<b>411,412</b>							
1.7	07/68-08/73	Z, V	50	1679		ALT	AVX10X965
	09/69-08/73	W	59			ALT	AVX10X965
1.8	07/73-03/75	AT	55	1795		ALT	AVX10X965
		AN	63			ALT	AVX10X965
<b>412 Variant</b>							
1.7	01/72-12/73	W	59	1679		ALT	AVX10X965
1.8 E,LE	07/73-03/75	AT	55	1795		ALT	AVX10X965
		AN	63			ALT	AVX10X965
<b>AMAROK</b>							
2.0 BiTDI	09/10-	CDCA	120	1968		MTR-CODE: CDCA, ALT, (-AC) MTR-CODE: CDCA, ALT, (AC) ALT, (Bosch), FOR ALT: 110A, OE-NO 06F903023L, FOR ALT: 140A, OE-NO 06F903023N, MTR-CODE: CDCA, CDBA MTR-CODE: CDCA	6PK1080 6PK1555 AP9022 VD1111
					CT1139 CT1139K1 CT1139K2 CT1139WP4 CT1139WP6	MTR-CODE: CDCA, CA MTR-CODE: CDCA, CA, ⇒11/2010 MTR-CODE: CDCA, CA, 12/2010⇒ MTR-CODE: CDCA, CA, WP, ⇒11/2010 MTR-CODE: CDCA, CA, WP, 12/2010⇒	
2.0 BiTDI 4motion	09/10-	CDCA	120	1968		MTR-CODE: CDCA, ALT, (-AC)	6PK1080

**VW**



**VW**









**AMAROK**

						MTR-CODE: CDCA, ALT, (AC) ALT, (Bosch), FOR ALT: 110A, OE-NO 06F903023L, FOR ALT: 140A, OE-NO 06F903023N, MTR-CODE: GDCA, CDBA MTR-CODE: CDCA MTR-CODE: CDCA, CA MTR-CODE: CDCA, CA, ⇒11/2010 MTR-CODE: CDCA, CA, 12/2010⇒ MTR-CODE: CDCA, CA, WP, ⇒11/2010 MTR-CODE: CDCA, CA, WP, 12/2010⇒	<b>6PK1555</b> <b>AP9022</b> <b>VD1111</b>
2.0 TDI	09/10-	CDBA, CNFA	90	1968	<b>CT1139</b> <b>CT1139K1</b> <b>CT1139K2</b> <b>CT1139WP4</b> <b>CT1139WP6</b>	MTR-CODE: CDCA, ALT, (-AC) MTR-CODE: CDCA, ALT, (AC) ALT, (Bosch), FOR ALT: 110A, OE-NO 06F903023L, FOR ALT: 140A, OE-NO 06F903023N MTR-CODE: CDBA MTR-CODE: CDBA, CA MTR-CODE: CDBA, CA, ⇒11/2010 MTR-CODE: CDCA, CA, 12/2010⇒ MTR-CODE: CDBA, CA, WP, ⇒11/2010 MTR-CODE: CDBA, CA, WP, 12/2010⇒	<b>6PK1080</b> <b>6PK1555</b> <b>AP9022</b> <b>VD1111</b>
2.0 TDI 4motion	09/10-	CDBA, CNFA	90	1968	<b>CT1139</b> <b>CT1139K1</b> <b>CT1139K2</b> <b>CT1139WP4</b> <b>CT1139WP6</b>	MTR-CODE: CDBA, ALT, (-AC) MTR-CODE: CDBA, ALT, (AC) ALT, (Bosch), FOR ALT: 110A, OE-NO 06F903023L, FOR ALT: 140A, OE-NO 06F903023N MTR-CODE: CDBA MTR-CODE: CDBA, CA MTR-CODE: CDBA, CA, ⇒11/2010 MTR-CODE: CDCA, CA, 12/2010⇒ MTR-CODE: CDBA, CA, WP, ⇒11/2010 MTR-CODE: CDBA, CA, WP, 12/2010⇒	<b>6PK1080</b> <b>6PK1555</b> <b>AP9022</b> <b>VD1111</b>

**BEETLE (5C1)**

1.2 TSI	07/11-	CBZB	77	1197		ALT, (-AC) ALT, (AC) ALT, (Bosch), FOR ALT: 140A, OE-NO 03F 903 023 D, 03C 903 025 F ALT, (Valeo), FOR ALT: 110A, OE-NO 03F 903 023 E	<b>6PK1432</b> <b>6PK1693</b> <b>AP9012</b> <b>AP9012</b>
1.4 TSI	04/11-	CAVD, CNWA	118	1390		AIRC ALT, (-AC) ALT, (AC) ALT, (Valeo), OE-NO 03C 903 023 G, FOR ALT: 110A, OE-NO 03C 903 023 C, FOR ALT: 140A (Bosch), OE-NO 03C 903 023 A, FOR ALT: 140A	<b>5PK491</b> <b>6PK1600</b> <b>6PK1698</b> <b>AP9012</b> <b>AP9012</b>
1.6 TDI	10/11-	CAYC	77	1598	<b>CT1139</b> <b>CT1139K2</b> <b>CT1139WP6</b>	MTR-CODE: CAYB, CAYC, ALT, (AC) MTR-CODE: CAYB, CAYC, ALT, (-AC) MTR-CODE: CAYB, CAYC, ALT, (-AC)  ALT, (Bosch), FOR ALT: 140A, OE-NO 06F903023F, 03L903023 ALT, (Valeo), FOR ALT: 140A, OE-NO 03L903023F, 03L903023A MTR-CODE: CAYB, CAYC MTR-CODE: CAYB, CAYC, CA MTR-CODE: CAYB, CAYC, CA, 12/2010⇒ MTR-CODE: CAYC, CA, WP	<b>6PK1070</b> <b>6PK842 ELAST</b> <b>6PK842 ELAST</b> <b>T1</b> <b>AP9001</b> <b>AP9001</b> <b>VD1111</b>
2.0 TDI	04/11-	CFFB, CJAA	103	1968	<b>CT1134</b> <b>CT1134K1</b> <b>CT1134WP1</b> <b>CT1134WP2</b> <b>CT1139</b> <b>CT1139K2</b> <b>CT1139WP6</b>	MTR-CODE: CJAA, CFFB, ALT, (AC) MTR-CODE: CJAA, CFFB, ALT, (-AC) MTR-CODE: CJAA, CFFB, ALT, (-AC)  ONLY WITH VD1076 ALT, (Bosch), FOR ALT: 140A, OE-NO 06F903023F, 03L903023 ALT, (Valeo), FOR ALT: 140A, OE-NO 03L903023F, 03L903023A MTR-CODE: CJAA MTR-CODE: CFFA, CFFB MTR-CODE: CJAA, CA MTR-CODE: CJAA, CA MTR-CODE: CJAA, CA, WP, 05/2012⇒ MTR-CODE: CJAA, CA, WP, ⇒04/2012 MTR-CODE: CFFA, CFFB, CA MTR-CODE: CFFA, CFFB, CA, 12/2010⇒ MTR-CODE: CFFB, CA, WP	<b>6PK1070</b> <b>6PK842 ELAST</b> <b>6PK842 ELAST</b> <b>T1</b> <b>MS18</b> <b>AP9001</b> <b>AP9001</b> <b>VD1076</b> <b>VD1111</b>
2.0 TSI	04/11-	CCTA, CBFA,	147	1984		ALT	<b>6PK1120</b>



							
<b>VW</b>							
<b>BEETLE (5C1)</b>		CCZA				ALT, (Bosch), FOR ALT: 140A, OE-NO 06B 903 016 AB WP	<b>AP9009</b>
					<b>CT1143</b>		
<b>BEETLE Cabriolet</b>							
1.2 TSI	12/12-	CBZB	77	1197		ALT, (-AC) ALT, (AC) ALT, (Bosch), FOR ALT: 140A, OE-NO 03F 903 023 D, 03C 903 025 F ALT, (Valeo), FOR ALT: 110A, OE-NO 03F 903 023 E	<b>6PK1432</b> <b>6PK1693</b> <b>AP9012</b> <b>AP9012</b>
1.4 TSI	12/12-	CAVD, CNWA, CTHD, CTKA	118	1390		AIRC ALT, (-AC) ALT, (AC) ALT, (Valeo), OE-NO 03C 903 023 G, FOR ALT: 110A, OE-NO 03C 903 023 C, FOR ALT: 140A (Bosch), OE-NO 03C 903 023 A, FOR ALT: 140A	<b>5PK491</b> <b>6PK1600</b> <b>6PK1698</b> <b>AP9012</b> <b>AP9012</b>
1.6 TDI	12/12-	CAYC	77	1598		MTR-CODE: CAYB, CAYC, ALT, (AC) MTR-CODE: CAYB, CAYC, ALT, (-AC) MTR-CODE: CAYB, CAYC, ALT, (-AC)  ALT, (Bosch), FOR ALT: 140A, OE-NO 06F903023F, 03L903023 ALT, (Valeo), FOR ALT: 140A, OE-NO 03L903023F, 03L903023A MTR-CODE: CAYB, CAYC MTR-CODE: CAYB, CAYC, CA MTR-CODE: CAYB, CAYC, CA, 12/2010⇒ MTR-CODE: CAYC, CA, WP	<b>6PK1070</b> <b>6PK842 ELAST</b> <b>6PK842 ELAST T1</b> <b>AP9001</b> <b>AP9001</b> <b>VD1111</b>
					<b>CT1139</b> <b>CT1139K2</b> <b>CT1139WP6</b>		
2.0 TDI	12/12-	CFFB, CJAA	103	1968		MTR-CODE: CJAA, CFFB, ALT, (AC) MTR-CODE: CJAA, CFFB, ALT, (-AC) MTR-CODE: CJAA, CFFB, ALT, (-AC)  ONLY WITH VD1076 ALT, (Bosch), FOR ALT: 140A, OE-NO 06F903023F, 03L903023 ALT, (Valeo), FOR ALT: 140A, OE-NO 03L903023F, 03L903023A MTR-CODE: CFFA, CFFB MTR-CODE: CJAA, CA MTR-CODE: CJAA, CA MTR-CODE: CJAA, CA, WP, 05/2012⇒ MTR-CODE: CFFA, CFFB, CA MTR-CODE: CFFA, CFFB, CA, 12/2010⇒ MTR-CODE: CFFB, CA, WP	<b>6PK1070</b> <b>6PK842 ELAST</b> <b>6PK842 ELAST T1</b> <b>MS18</b> <b>AP9001</b> <b>AP9001</b> <b>VD1111</b>
					<b>CT1134</b> <b>CT1134K1</b> <b>CT1134WP1</b> <b>CT1139</b> <b>CT1139K2</b> <b>CT1139WP6</b>		
2.0 TSI	12/12-	CCTA, CBFA, CCZA	147	1984		ALT ALT, (Bosch), FOR ALT: 140A, OE-NO 06B 903 016 AB WP	<b>6PK1120</b> <b>AP9009</b>
					<b>CT1143</b>		
<b>BORA (1J2)</b>							
1.4 16V	03/00-05/05	AHW, AKQ, APE, AXP, BCA	55	1390		ALT, (-AC) ALT, (AC) CA CA, MTR-CODE: AHW, MTR-NO 160 001⇒ CA, MTR-CODE: AKQ, MTR-NO 242 001⇒ CA, MTR-CODE: APE, AXP, BCA CA, MTR-CODE: AHW, ⇒MTR-NO 160 000 CA, MTR-CODE: AKQ, ⇒MTR-NO 242 000 CA, MTR-CODE: APE, AXP, BCA CA, MTR-CODE: AKQ, MTR-NO 242 001⇒ CA, MTR-CODE: AHW, MTR-NO 160 001⇒ CA, MTR-CODE: AHW, ⇒MTR-NO 160 000 CA, MTR-CODE: AKQ, ⇒MTR-NO 242 000	<b>6PK1080</b> <b>6PK1548</b>
					<b>CT957(SET)</b> <b>CT957K1</b>  <b>CT957K1</b> <b>CT957K1</b> <b>CT957K2</b>  <b>CT957K2</b> <b>CT957WP1</b> <b>CT957WP1</b> <b>CT957WP1</b>  <b>CT957WP4</b>  <b>CT957WP4</b>		
1.6	10/98-05/05	AEH, AKL, APF	74	1595		ALT, (AC) ALT, (-AC) MTR-CODE: AEH, AKL, ALT, (Valeo), FOR ALT: 120A, OE-NO 038903023S CA CA CA	<b>6DPK1195</b> <b>6PK1120</b> <b>AP9001</b>
					<b>CT908</b> <b>CT908K1</b> <b>CT908WP1</b>		
	08/00-05/05	AVU, BFQ, BJH	75			ALT, PS, AC ALT, PS ALT, (Bosch), FOR ALT: 120A, OE-NO 028	<b>6DPK1195</b> <b>6PK1120</b> <b>AP9001</b>

**VW**

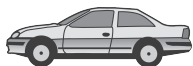



**VW**

**BORA (1J2)**

						ALT, (Hitachi), FOR ALT: 120A, OE-NO 028 903 023 G, MTR-CODE: AVU ALT, (Valeo), FOR ALT: 120A, OE-NO 038 903 023 S, MTR-CODE: AVU	<b>AP9001</b> <b>AP9001</b>
	06/02-10/04	AWB	78		<b>CT908</b> <b>CT908K1</b> <b>CT908WP1</b>	CA CA CA	
					<b>CT909</b> <b>CT909K2</b> <b>CT909K3</b>	ALT, (AC) ALT, (-AC) CA CA CA	<b>6DPK1195</b> <b>6PK1120</b>
1.6 16V	05/00-05/05	ATN, AUS, AZD, BCB	77	1598	<b>CT957(SET)</b> <b>CT957K1</b> <b>CT957WP2</b>	ALT, PS ALT, PS, AC CA CA CA	<b>6PK1080</b> <b>6PK1548</b>
1.6 FSI	01/02-05/05	BAD	81	1598	<b>CT957(SET)</b> <b>CT957K1</b> <b>CT957WP2</b>	ALT, (-AC) ALT, (AC) CA CA CA	<b>6PK1080</b> <b>6PK1538</b>
1.8	10/98-05/05	AGN, BAF	92	1781	<b>CT909</b> <b>CT909K2</b> <b>CT909K3</b> <b>CT909K6</b> <b>CT909K7</b> <b>CT909WP1</b>	ALT, (AC) ALT, (-AC) CA CA, CH-NO 1J-Y-850 001⇒ CA, CH-NO 1J-Y-850 001⇒ CA, ⇒CH-NO 1J-Y-850 000 CA, ⇒CH-NO 1J-Y-850 000 CA, CH-NO 1J-Y-850 001⇒	<b>6DPK1195</b> <b>6PK1120</b>
1.8 4motion	02/99-05/05	AGN	92	1781	<b>CT909</b> <b>CT909K2</b> <b>CT909K3</b> <b>CT909K6</b> <b>CT909K7</b> <b>CT909WP1</b>	ALT, (AC) ALT, (-AC) CA CA, CH-NO 1J-Y-850 001⇒ CA, CH-NO 1J-Y-850 001⇒ CA, ⇒CH-NO 1J-Y-850 000 CA, ⇒CH-NO 1J-Y-850 000 CA, CH-NO 1J-Y-850 001⇒	<b>6DPK1195</b> <b>6PK1120</b> <b>VD1107</b>
1.8 T	05/00-05/05	AGU, ARX, AUM, BAE	110	1781	<b>CT909</b> <b>CT909K2</b> <b>CT909K3</b> <b>CT909K6</b> <b>CT909K7</b> <b>CT909WP1</b>	ALT, (AC) ALT, (-AC) ALT, (Bosch), FOR ALT: 120A, OE-NO 028 903 028 E, MTR-CODE: AGU, AUM CA CA, CH-NO 1J-Y-850 001⇒ CA, CH-NO 1J-Y-850 001⇒ CA, ⇒CH-NO 1J-Y-850 000 CA, ⇒CH-NO 1J-Y-850 000 CA, CH-NO 1J-Y-850 001⇒	<b>6DPK1195</b> <b>6PK1120</b> <b>AP9001</b> <b>VD1107</b>
	03/02-05/05	AUQ	132		<b>CT909</b> <b>CT909K2</b> <b>CT909K3</b> <b>CT909WP1</b>	ALT, PS, AC ALT, PS ALT, (Bosch), FOR ALT: 120A, OE-NO 028 903 028 E, 038 903 024 F ALT, (Valeo), FOR ALT: 120A, OE-NO 038 903 023 S, 038 903 024 G ALT, (Hitachi), FOR ALT: 120A, OE-NO 028 903 029 G CA CA CA CA	<b>6DPK1195</b> <b>6PK1120</b> <b>AP9001</b> <b>AP9001</b> <b>AP9001</b> <b>VD1107</b>
1.9 SDI	10/98-05/05	AGP, AQM	50	1896	<b>CT909</b> <b>CT909K2</b> <b>CT909K3</b> <b>CT909WP1</b>	ALT, PS, (AC) ALT, PS, (AC), CH-NO 1J-3D016 001⇒ ALT, PS, (AC), CH-NO 1J-3W350 001⇒ ALT, PS, (-AC) ONLY WITH VD1089 ONLY WITH VD1076 ALT, (Bosch), FOR ALT: 70A, OE-NO 038 903 023 K, FOR ALT: 90A, OE-NO 038 903 023 L, FOR ALT: 120A, OE-NO 028 903 028 E ALT, (Valeo), FOR ALT: 70A, OE-NO 038 903 023 Q, FOR ALT: 90A, OE-NO 038 903 023 R, FOR ALT: 120A, OE-NO 038 903 023 ALT, (Hitachi), FOR ALT: 120A, OE-NO 028	<b>6PK1660</b> <b>6PK1660D1</b> <b>6PK1660D1</b> <b>6PK906</b> <b>MS17</b> <b>MS18</b> <b>AP9001</b> <b>AP9001</b> <b>AP9001</b>





**VW**

BORA (1J2)

1.9 TDI	10/98-06/01	AGR, ALH	66	1896		903 029 G CH-NO 1J-3D016 001⇒, 1J-3W350 001⇒ ⇒CH-NO 1J-3D016 000, 1J-3W350 000	<b>VD1076</b> <b>VD1089</b>
					<b>CT1044</b>	CA, WP, MTR-CODE: AGP, MTR-NO 400 001⇒	
					<b>CT1044</b>	CA, WP, MTR-CODE: AQM, MTR-NO 045 001⇒	
					<b>CT1044K1</b>	CA, WP, MTR-CODE: AGP, MTR-NO 595 001⇒, CA, WP, MTR-CODE: AQM, MTR-NO 045 001⇒	
					<b>CT1044WP1</b>	CA, WP, MTR-CODE: AQM, MTR-NO 045 001⇒	
					<b>CT1044WP1</b>	CA, WP, MTR-CODE: AGP, MTR-NO 595 001⇒	
					<b>CT946</b>	CA, WP, MTR-CODE: AGP, ⇒MTR-NO 400 000	
					<b>CT946</b>	CA, WP, MTR-CODE: AQM, ⇒MTR-NO 045 000	
					<b>CT946K1</b>	CA, WP, MTR-CODE: AGP, ⇒MTR-NO 400 000	
					<b>CT946K1</b>	CA, WP, MTR-CODE: AQM, ⇒MTR-NO 030 000	
1.9 TDI	10/98-06/01	AGR, ALH	66	1896		ALT, (AC) ALT, (-AC) ONLY WITH VD1089 ONLY WITH VD1076 ALT, (Bosch), FOR ALT: 70A, OE-NO 038903023K, 038903023B, FOR ALT: 90A, OE-NO 038903023L, 038903023D, FOR ALT: 120A, OE-NO 028903028E ALT, (Valeo), FOR ALT: 70A, OE-NO 028903023Q, 038903024C, FOR ALT: 90A, OE-NO 038903023R, 038903024E, FOR ALT: 120A, OE-NO 03890023S, 03890024G ALT, (Hitachi), FOR ALT: 120A, OE-NO 028903029G	<b>6PK1660</b> <b>6PK906</b> <b>MS17</b> <b>MS18</b> <b>AP9001</b>
						CH-NO 1J-3D016 001⇒, 1J-3W350 001⇒ ⇒CH-NO 1J-3D016 000, 1J-3W350 000	<b>VD1076</b> <b>VD1089</b>
					<b>CT1044</b>	CA, MTR-CODE: AGR, MTR-NO 565 001⇒	
					<b>CT1044</b>	CA, MTR-CODE: ALH, MTR-NO 500 001⇒	
					<b>CT1044K1</b>	CA, MTR-CODE: AGR, MTR-NO 565 001⇒	
					<b>CT1044K1</b>	CA, MTR-CODE: ALH, MTR-NO 500 001⇒	
					<b>CT1044WP1</b>	CA, MTR-CODE: AGR, MTR-NO 565 001⇒	
					<b>CT1044WP1</b>	CA, MTR-CODE: ALH, MTR-NO 500 001⇒	
					<b>CT946</b>	CA, MTR-CODE: AGR, ⇒MTR-NO 565 000	
					<b>CT946</b>	CA, MTR-CODE: ALH, ⇒MTR-NO 500 000	
1.9 TDI	10/98-06/01	AHF, ASV	81			ALT, PS, AC ALT, PS ONLY WITH VD1089 ONLY WITH VD1076 ALT, (Bosch), FOR ALT: 70A, OE-NO 038903023K, 038903024B, FOR ALT: 90A, OE-NO 038903023L, 038903024D, FOR ALT: 120A, OE-NO 028903023E ALT, (Valeo), FOR ALT: 70A, OE-NO 028903023Q, 038903023C, FOR ALT: 90A, OE-NO 038903023R, 038903023E, FOR ALT: 120A, OE-NO 038903023S, 038903024G ALT, (Hitachi), FOR ALT: 120A, OE-NO 028 903 029 G	<b>6PK1660</b> <b>6PK906</b> <b>MS17</b> <b>MS18</b> <b>AP9001</b>
						CH-NO 1J-3D016 001⇒, 1J-3W350 001⇒ ⇒CH-NO 1J-3D016 000, 1J-3W350 000	<b>VD1076</b> <b>VD1089</b>
					<b>CT1044</b>	CA, MTR-CODE: ASV	
					<b>CT1044</b>	MTR-CODE: AHF, MTR-NO 595001⇒	
					<b>CT1044K1</b>	CA, MTR-CODE: AHF, MTR-NO 595 001⇒, CA, MTR-CODE: ASV	
					<b>CT1044WP1</b>	CA, MTR-CODE: ASV	
					<b>CT1044WP1</b>	MTR-CODE: AHF, MTR-NO 595 001⇒	
					<b>CT1044WP1</b>	CA, MTR-CODE: AHF, ⇒MTR-NO 595000	
					<b>CT946</b>		
1.9 TDI	12/98-06/01	AJM, AUY	85			ALT, (-AC), MTR-CODE: AUY ALT, (AC), MTR-CODE: AUY, AJM ALT, (-AC), MTR-CODE: AJM ALT, (Bosch), FOR ALT: 70A, OE-NO 038 903 023 K, FOR ALT: 90A, OE-NO 038 903 023 L, FOR ALT: 120A, OE-NO 028 903 028 E, MTR-CODE: AJM / AUY	<b>5PK1432</b> <b>6DPK1195</b> <b>6PK1120</b> <b>AP9001</b>







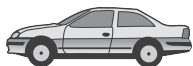
**VW**

BORA (1J2)



				<p>ALT, (Valeo), FOR ALT: 70A, OE-NO 038 903 023 Q, FOR ALT: 90A, OE-NO 038 903 023 R, FOR ALT: 120A, OE-NO 038 903 023 S, MTR-CODE: AJM / AUY</p> <p>ALT, (Hitachi), FOR ALT: 120A, OE-NO 028 903 029 G, MTR-CODE: AJM / AUY</p> <p>CA, MTR-CODE: AUY, AJM</p> <p>CA, MTR-CODE: AJM, ⇒MTR-NO 185 670</p> <p>CA, MTR-CODE: AUY</p> <p>CA, MTR-CODE: AJM, MTR-NO 185 671⇒</p> <p>CA, MTR-CODE: AUY</p> <p>CA, MTR-CODE: AJM, MTR-NO 185 671⇒</p> <p>CA, MTR-CODE: AJM, ⇒MTR-NO 185 670</p> <p>CA, MTR-CODE: AUY</p> <p>CA, MTR-CODE: AJM, CH-NO 185 671⇒</p>	<p><b>AP9001</b></p> <p><b>AP9001</b></p> <p><b>VD1091</b></p>
09/00-05/05	ATD, AXR	74		<p>ALT, PS, (AC)</p> <p>ALT, PS, (-AC)</p> <p>ALT, (Bosch), FOR ALT: 70A, OE-NO 038903023K, 038903023B, FOR ALT: 90A, OE-NO 038903023L, 038903024D, FOR ALT: 120A, OE-NO 028903023E</p> <p>ALT, (Valeo), FOR ALT: 70A, OE-NO 028903023Q, 038903024C, FOR ALT: 90A, OE-NO 038903023R, 038903024E, FOR ALT: 120A, OE-NO 03890023S, 038903024G</p> <p>ALT, (Hitachi), FOR ALT: 120A, OE-NO 028903029G</p> <p>MTR-CODE: ATD, AXR, CA, WP</p> <p>CA, WP, MTR-CODE: ATD, ⇒CH-NO 1J-2-592 782, 1J-2D352 773</p> <p>CA, WP, MTR-CODE: AXR, ⇒MTR-NO AXR 010 000</p> <p>CA, WP, MTR-CODE: ATD, CH-NO 1J-2-592 783⇒, 1J-2D352 774⇒</p> <p>CA, WP, MTR-CODE: AXR, MTR-NO AXR 010 001⇒</p> <p>CA, WP, MTR-CODE: ATD, ⇒CH-NO 1J-2-592 782, 1J-2D352 773</p> <p>CA, WP, MTR-CODE: AXR, ⇒MTR-NO AXR 010 000</p> <p>MTR-CODE: ATD, ⇒MODEL '02, CA, WP, CH-NO 1J-2-592 783⇒, 1J-2D352 774⇒</p> <p>MTR-CODE: AXR, MTR-NO AXR 010 001⇒, ⇒MODEL '02, CA, WP</p> <p>MTR-CODE: ATD, AXR, MODEL '03⇒, CA, WP</p> <p>MTR-CODE: ATD, ⇒MODEL '02, CA, WP, ⇒CH-NO 1J-2-592 782, 1J-2D352 773</p> <p>MTR-CODE: AXR, ⇒MTR-NO AXR 010 000, ⇒MODEL '02, CA, WP</p>	<p><b>6DPK1195</b></p> <p><b>6PK1120</b></p> <p><b>AP9001</b></p> <p><b>AP9001</b></p> <p><b>AP9001</b></p> <p><b>AP9001</b></p> <p><b>VD1091</b></p>
05/00-05/05	ARL	110		<p>ALT, (AC)</p> <p>ALT, (-AC)</p> <p>ALT, (Bosch), OE-NO 038903023K, 038903024B, FOR ALT: 70A, OE-NO 038903023L, 038903024D, FOR ALT: 90A, OE-NO 028903028E, FOR ALT: 120A (Valeo), OE-NO 028903023Q, 038903023C, FOR ALT: 70A, OE-NO 038903023R, 038903024E, FOR ALT: 90A, OE-NO 038903023S, 038903024G, FOR ALT: 120A</p> <p>ALT, (Hitachi), FOR ALT: 120A, OE-NO 028903029G</p> <p>CA</p> <p>CA, ⇒CH-NO 1J-2-592 782, 1J-2D352 773</p> <p>CA, CH-NO 1J-2-592 783⇒, 1J-2D352 774⇒</p> <p>CA, ⇒CH-NO 1J-2-592 782, 1J-2D352 773</p> <p>CA, CH-NO 1J-2-592 783⇒, 1J-2D352 774⇒</p>	<p><b>6DPK1195</b></p> <p><b>6PK1120</b></p> <p><b>AP9001</b></p> <p><b>AP9001</b></p> <p><b>AP9001</b></p> <p><b>VD1091</b></p>
11/00-05/05	ASZ	96		<p>ALT, PS, AC</p> <p>ALT, PS</p> <p>ONLY WITH VD1091</p>	<p><b>6DPK1195</b></p> <p><b>6PK1120</b></p> <p><b>MS17</b></p>





**VW**

BORA (1J2)

					<p>ONLY WITH VD1076 ALT, (Bosch), OE-NO 038903023K, 038903023B, FOR ALT: 70A, OE-NO 038903023L, 038903023D, FOR ALT: 90A, OE-NO 028903028E, FOR ALT: 120A ALT, (Valeo), OE-NO 028903023Q, 038903024C, FOR ALT: 70A, OE-NO 038903023R, 038903023E, FOR ALT: 90A, OE-NO 038903023S, 038903023G, FOR ALT: 120A ALT, (Hitachi), FOR ALT: 120A, OE-NO 028903029 G MTR-CODE: ASZ, MTR-NO 435 001⇒ MTR-CODE: ASZ, ⇒MTR-NO 435 000 CA CA, ⇒12/2002 CA, 01/2003⇒ CA, ⇒12/2002 CA, 01/2003⇒ CA, ⇒07/2002</p>	<p><b>MS18</b> <b>AP9001</b>  <b>AP9001</b>  <b>AP9001</b>  <b>VD1076</b> <b>VD1091</b></p>
1.9 TDI 4motion	02/99-06/01	AGR	66	1896	<p>ALT, (AC) ALT, (-AC) ONLY WITH VD1089 ONLY WITH VD1076 ALT, (Bosch), FOR ALT: 70A, OE-NO 038903023K, 038903023B, FOR ALT: 90A, OE-NO 038903023L, 038903024D, FOR ALT: 120A, OE-NO 028903028E ALT, (Valeo), FOR ALT: 70A, OE-NO 028903023Q, 038903024C, FOR ALT: 90A, OE-NO 038903023R, 038903024E, FOR ALT: 120A, OE-NO 038903023S, 038903024G ALT, (Hitachi), FOR ALT: 120A, OE-NO 028903029G CH-NO 1J-3D016 001⇒, 1J-3W350 001⇒ ⇒CH-NO 1J-3D016 000, 1J-3W350 000 CA, MTR-CODE: AGR, MTR-NO 565 001⇒ CA, MTR-CODE: ALH, MTR-NO 500 001⇒ CA, MTR-CODE: AGR, MTR-NO 565 001⇒ CA, MTR-CODE: ALH, MTR-NO 500 001⇒ CA, MTR-CODE: AGR, MTR-NO 565 001⇒ CA, MTR-CODE: ALH, MTR-NO 500 001⇒ CA, MTR-CODE: AGR, ⇒MTR-NO 565 000 CA, MTR-CODE: ALH, ⇒MTR-NO 500 000</p>	<p><b>6PK1660</b> <b>6PK906</b> <b>MS17</b> <b>MS18</b> <b>AP9001</b>  <b>AP9001</b>  <b>AP9001</b>  <b>VD1076</b> <b>VD1089</b></p>
		AJM, AUY	85		<p>ALT, (-AC), MTR-CODE: AUY ALT, (AC), MTR-CODE: AUY, AJM ALT, (-AC), MTR-CODE: AJM ALT, (Bosch), FOR ALT: 70A, OE-NO 038903023 K, FOR ALT: 90A, OE-NO 038903023 L, FOR ALT: 120A, OE-NO 028903028 E, MTR-CODE: AJM / AUY ALT, (Valeo), FOR ALT: 70A, OE-NO 038903023 Q, FOR ALT: 90A, OE-NO 038903023 R, FOR ALT: 120A, OE-NO 038903023 S, MTR-CODE: AJM / AUY ALT, (Hitachi), FOR ALT: 120A, OE-NO 028903029 G, MTR-CODE: AJM / AUY CA, MTR-CODE: AUY, AJM CA, MTR-CODE: AJM, ⇒MTR-NO 185 670 CA, MTR-CODE: AUY CA, MTR-CODE: AJM, MTR-NO 185 671⇒ CA, MTR-CODE: AUY CA, MTR-CODE: AJM, MTR-NO 185 671⇒ CA, MTR-CODE: AJM, ⇒MTR-NO 185 670 CA, MTR-CODE: AJM, ⇒MTR-NO 185 670 CA, MTR-CODE: AUY CA, MTR-CODE: AJM, CH-NO 185 671⇒</p>	<p><b>5PK1432</b> <b>6DPK1195</b> <b>6PK1120</b> <b>AP9001</b>  <b>AP9001</b>  <b>AP9001</b>  <b>AP9001</b>  <b>VD1091</b></p>
	09/00-05/05	ATD	74		<p>ALT, PS, (AC) ALT, PS, (-AC) ALT, (Bosch), FOR ALT: 70A, OE-NO 038903023K, 038903023B, FOR ALT: 90A, OE-NO 038903023L, 038903024D, FOR ALT: 120A, OE-NO 028903028E ALT, (Valeo), FOR ALT: 70A, OE-NO 028903023Q, 038903024C, FOR ALT: 90A, OE-NO 038903023R, 038903024E, FOR</p>	<p><b>6DPK1195</b> <b>6PK1120</b> <b>AP9001</b>  <b>AP9001</b></p>





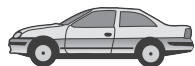
**VW**

BORA (1J2)



					ALT: 120A, OE-NO 038903024G ALT, (Hitachi), FOR ALT: 120A, OE-NO 028903029G <b>AP9001</b>  <b>VD1091</b>  <b>CT1028</b> CA, WP <b>CT1028K2</b> CA, WP, MTR-CODE: ATD, ⇒CH-NO 1J-2-592 782 <b>CT1028K2</b> CA, WP, MTR-CODE: ATD, ⇒CH-NO 1J-2D352 773 <b>CT1028K3</b> CA, WP, MTR-CODE: ATD, CH-NO 1J-2-592 783⇒ <b>CT1028K3</b> CA, WP, MTR-CODE: ATD, CH-NO 1J-2D352 774⇒ <b>CT1028K3</b> MTR-CODE: AXR <b>CT1028K4</b> CA, WP, MTR-CODE: ATD, ⇒CH-NO 1J-2-592 782 <b>CT1028K4</b> CA, WP, MTR-CODE: ATD, ⇒CH-NO 1J-2D352 773 <b>CT1028WP4</b> CA, WP, MTR-CODE: ATD, CH-NO 1J-2-592 783⇒ <b>CT1028WP4</b> CA, WP, MTR-CODE: ATD, CH-NO 1J-2D352 774⇒ <b>CT1028WP4</b> MTR-CODE: AXR <b>CT1028WP7</b> CA, WP, MTR-CODE: ATD, ⇒CH-NO 1J-2-592 782, ⇒07/2002 <b>CT1028WP7</b> CA, WP, MTR-CODE: ATD, ⇒CH-NO 1J-2D352 773, ⇒07/2002
05/00-05/05	ARL	110			ALT, (AC) ALT, (-AC) ALT, (Bosch), FOR ALT: 70A, OE-NO 038903023K, 038903024B, FOR ALT: 90A, OE-NO 038903023L, 038903023D, FOR ALT: 120A, OE-NO 028903028E ALT, (Valeo), FOR ALT: 70A, OE-NO 028903023Q, 038903023C, FOR ALT: 90A, OE-NO 038903023R, 038903023E, FOR ALT: 120A, OE-NO 038903023S, 038903023G ALT, (Hitachi), FOR ALT: 120A, OE-NO 028903029G <b>AP9001</b>  <b>AP9001</b>  <b>AP9001</b>  <b>AP9001</b>  <b>VD1091</b>  <b>CT1028</b> CA <b>CT1028K2</b> CA, ⇒CH-NO 1J-2-592 782, 1J-2D352 773 <b>CT1028K3</b> CA, CH-NO 1J-2-592 783⇒, 1J-2D352 774⇒ <b>CT1028K4</b> CA, ⇒CH-NO 1J-2-592 782, 1J-2D352 773 <b>CT1028WP5</b> CA, CH-NO 1J-2-592 783⇒, 1J-2D352 774⇒
11/00-05/05	ASZ	96			ALT, PS, AC ALT, PS ONLY WITH VD1091 ONLY WITH VD1076 ALT, (Bosch), OE-NO 038903023K, 038903024B, FOR ALT: 70A, OE-NO 038903023L, 038903023D, FOR ALT: 90A, OE-NO 028903023E, FOR ALT: 120A ALT, (Valeo), OE-NO 028903023Q, 038903023C, FOR ALT: 70A, OE-NO 038903023R, 038903023E, FOR ALT: 90A, OE-NO 038903023S, 038903023G, FOR ALT: 120A ALT, (Hitachi), FOR ALT: 120A, OE-NO 028 903 029 G MTR-CODE: ASZ, MTR-NO 435 001⇒ MTR-CODE: ASZ, ⇒MTR-NO 435 000 <b>AP9001</b>  <b>AP9001</b>  <b>AP9001</b>  <b>AP9001</b>  <b>VD1076</b> <b>VD1091</b>  <b>CT1028</b> CA <b>CT1028K2</b> CA, ⇒12/2002 <b>CT1028K3</b> CA, 01/2003⇒ <b>CT1028K4</b> CA, ⇒12/2002 <b>CT1028WP4</b> CA, 01/2003⇒ <b>CT1028WP7</b> CA, ⇒07/2002
2.0	10/98-05/05	AQY, APK, AZG, AZH, AZJ, BBW	85	1984	ALT, (AC) ALT, (-AC) ALT, (Bosch), FOR ALT: 120A, OE-NO 028 903 028 E, 038 903 024 F, MTR-CODE: AQY,AZG,AZH,AZJ,APK ALT, (Valeo), FOR ALT: 120A, OE-NO 038 903 023 S, 038 903 024 G, MTR-CODE:





**VW**

**BORA (1J2)**

						ALT, (Hitachi), FOR ALT: 120A, OE-NO 028 903 029 G, MTR-CODE: AZG,AZH,AZ J,APK	<b>AP9001</b>
					<b>CT908</b> <b>CT908K1</b> <b>CT908WP2</b>	CA CA CA	<b>VD1107</b>
2.0 4motion	04/00-05/05	AZH, AZJ	85	1984		ALT, PS, AC ALT, PS ALT, (Bosch), FOR ALT: 120A, OE-NO 028 903 028 E, 038 903 024 F ALT, (Valeo), FOR ALT: 120A, OE-NO 038 903 023 S, 038 903 024 G ALT, (Hitachi), FOR ALT: 120A, OE-NO 028 903 029 G	<b>6DPK1195</b> <b>6PK1120</b> <b>AP9001</b> <b>AP9001</b> <b>AP9001</b>
					<b>CT908</b> <b>CT908K1</b> <b>CT908WP2</b>	CA CA CA	<b>VD1107</b>
2.3 V5	10/98-10/00	AGZ	110	2324		ALT, (AC) ALT, (-AC) ALT, (Bosch), FOR ALT: 70A, OE-NO 038 903 023 K, FOR ALT: 90A, OE-NO 038 903 023 L, FOR ALT: 120A, OE-NO 028 903 028 E ALT, (Valeo), FOR ALT: 70A, OE-NO 038 903 023 Q, FOR ALT: 90A, OE-NO 038 903 023 R, FOR ALT: 120A, OE-NO 038 903 023 S ALT, (Hitachi), FOR ALT: 120A, OE-NO 028 903 029 G	<b>6DPK1352</b> <b>6PK1285</b> <b>AP9001</b> <b>AP9001</b> <b>AP9001</b>
	10/00-05/05	AQN	125			ALT, (AC) ALT, (-AC) ALT, (Bosch), FOR ALT: 70A, OE-NO 038903023K, 038903024B, FOR ALT: 90A, OE-NO 038903023L, 038903024D, FOR ALT: 120A, OE-NO 028903028E ALT, (Valeo), FOR ALT: 70A, OE-NO 028903023Q, 038903024C, FOR ALT: 90A, OE-NO 038903023R, 038903024E, FOR ALT: 120A, OE-NO 038903023S, 038903024G ALT, (Hitachi), FOR ALT: 120A, OE-NO 028903029G	<b>6DPK1320</b> <b>6PK1264</b> <b>AP9001</b> <b>AP9001</b> <b>AP9001</b>
2.3 V5 4motion	12/98-10/00	AGZ	110	2324		ALT, (AC) ALT, (-AC) ALT, (Bosch), FOR ALT: 70A, OE-NO 038 903 023 K, FOR ALT: 90A, OE-NO 038 903 023 L, FOR ALT: 120A, OE-NO 028 903 028 E ALT, (Valeo), FOR ALT: 70A, OE-NO 038 903 023 Q, FOR ALT: 90A, OE-NO 038 903 023 R, FOR ALT: 120A, OE-NO 038 903 023 S ALT, (Hitachi), FOR ALT: 120A, OE-NO 028 903 029 G	<b>6DPK1352</b> <b>6PK1285</b> <b>AP9001</b> <b>AP9001</b> <b>AP9001</b>
	10/00-05/05	AQN	125			ALT, (AC) ALT, (-AC) ALT, (Bosch), FOR ALT: 70A, OE-NO 038903023K, 038903024B, FOR ALT: 90A, OE-NO 038903023L, 038903024D, FOR ALT: 120A, OE-NO 028903028E ALT, (Valeo), FOR ALT: 70A, OE-NO 028903023Q, 038903024C, FOR ALT: 90A, OE-NO 038903023R, 038903024E, FOR ALT: 120A, OE-NO 038903023S, 038903024G ALT, (Hitachi), FOR ALT: 120A, OE-NO 028903029G	<b>6DPK1320</b> <b>6PK1264</b> <b>AP9001</b> <b>AP9001</b> <b>AP9001</b>
2.8 V6 4motion	03/99-05/05	AQP, AUE, BDE	150	2792		ALT, (AC) ALT, (-AC) ALT, (Bosch), FOR ALT: 70A, OE-NO 038 903 023 K, FOR ALT: 90A, OE-NO 038 903 023 L, FOR ALT: 120A, OE-NO 028 903 028 E ALT, (Valeo), FOR ALT: 70A, OE-NO 038 903 023 Q, FOR ALT: 90A, OE-NO 038 903 023 R, FOR ALT: 120A, OE-NO 038 903	<b>6DPK1320</b> <b>6PK1264</b> <b>AP9001</b> <b>AP9001</b>





**VW**

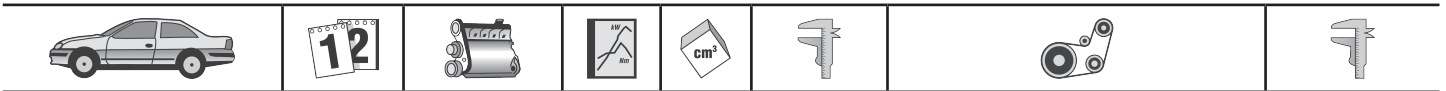
**BORA (1J2)**

					023 ALT, (Hitachi), FOR ALT: 120A, OE-NO 028 903 029 G	<b>AP9001</b>
2.8 VR6	02/02-07/05	BDF	147	2792	ALT, (AC)	<b>6DPK1320</b>

**BORA Kombi (1J6)**

1.4 16V	09/01-05/05	AHW, AXP, BCA	55	1390	ALT, (-AC) ALT, (AC) CA CA, MTR-CODE: AHW, MTR-NO 160 001⇒ CA, MTR-CODE: AKQ, MTR-NO 242 001⇒ CA, MTR-CODE: APE, AXP, BCA CA, MTR-CODE: AHW, ⇒MTR-NO 160 000 CA, MTR-CODE: AKQ, ⇒MTR-NO 242 000 CA, MTR-CODE: APE, AXP, BCA CA, MTR-CODE: AKQ, MTR-NO 242 001⇒ CA, MTR-CODE: AHW, MTR-NO 160 001⇒ CA, MTR-CODE: AHW, ⇒MTR-NO 160 000 CA, MTR-CODE: AKQ, ⇒MTR-NO 242 000	<b>6PK1080</b> <b>6PK1548</b>
1.6	05/99-05/05	AEH, AKL, APF	74	1595	ALT, (AC) ALT, (-AC) ALT, (Bosch), FOR ALT: 120A, OE-NO 028 903 028 E, 038 903 024 F ALT, (Valeo), FOR ALT: 120A, OE-NO 038 903 023 S, 038 903 024 G ALT, (Hitachi), FOR ALT: 120A, OE-NO 028 903 029 G MTR-CODE: AKL, AEH CA CA CA	<b>6DPK1195</b> <b>6PK1120</b> <b>AP9001</b> <b>AP9001</b> <b>AP9001</b> <b>AP9001</b> <b>AP9001</b>
	08/00-05/05	AVU, BFQ	75		ALT, PS, AC ALT, PS ALT, (Bosch), FOR ALT: 120A, OE-NO 028 903 028 E, MTR-CODE: AVU ALT, (Hitachi), FOR ALT: 120A, OE-NO 028 903 023 G, MTR-CODE: AVU ALT, (Valeo), FOR ALT: 120A, OE-NO 038 903 023 S, MTR-CODE: AVU CA CA CA	<b>6DPK1195</b> <b>6PK1120</b> <b>AP9001</b> <b>AP9001</b> <b>AP9001</b>
1.6 16V	02/00-05/05	ATN, AUS, AZD, BCB	77	1598	ALT, PS ALT, PS, AC CA CA CA	<b>6PK1080</b> <b>6PK1548</b>
1.6 FSI	01/02-05/05	BAD	81	1598	ALT, (-AC) ALT, (AC) CA CA CA	<b>6PK1080</b> <b>6PK1538</b>
1.8 4motion	05/99-05/05	AGN	92	1781	ALT, (AC) ALT, (-AC) CA CA, CH-NO 1J-Y-850 001⇒ CA, CH-NO 1J-Y-850 001⇒ CA, ⇒CH-NO 1J-Y-850 000 CA, ⇒CH-NO 1J-Y-850 000 CA, CH-NO 1J-Y-850 001⇒	<b>6DPK1195</b> <b>6PK1120</b> <b>VD1107</b>
1.8 T	05/00-05/05	AGU, ARX, AUM	110	1781	ALT, PS, AC ALT, PS ALT, (Bosch), FOR ALT: 120A, OE-NO 028 903 028 E, 038 903 024 F ALT, (Valeo), FOR ALT: 120A, OE-NO 038 903 023 S, 038 903 024 G ALT, (Hitachi), FOR ALT: 120A, OE-NO 028 903 029 G MTR-CODE: AUM, AGU CA CA, CH-NO 1J-Y-850 001⇒ CA, CH-NO 1J-Y-850 001⇒ CA, ⇒CH-NO 1J-Y-850 000	<b>6DPK1195</b> <b>6PK1120</b> <b>AP9001</b> <b>AP9001</b> <b>AP9001</b> <b>AP9001</b> <b>VD1107</b> <b>VD1107</b>





VW						
BORA Kombi (1J6)						
	05/02-05/05	AUQ	132		<b>CT909K7</b> CA, ⇨CH-NO 1J-Y-850 000 <b>CT909WP1</b> CA, CH-NO 1J-Y-850 001⇨	
					ALT, PS, AC ALT, PS ALT, (Bosch), FOR ALT: 120A, OE-NO 028 903 028 E, 038 903 024 F ALT, (Valeo), FOR ALT: 120A, OE-NO 038 903 023 S, 038 903 024 G ALT, (Hitachi), FOR ALT: 120A, OE-NO 028 903 029 G	<b>6DPK1195</b> <b>6PK1120</b> <b>AP9001</b>  <b>AP9001</b>  <b>AP9001</b>  <b>VD1107</b>
1.9 TDI	05/99-06/01	AJM, AUJ	85	1896	<b>CT909</b> CA <b>CT909K2</b> CA <b>CT909K3</b> CA <b>CT909WP1</b> CA	
					ALT, (-AC), MTR-CODE: AUJ ALT, (AC), MTR-CODE: AUJ, AJM ALT, (-AC), MTR-CODE: AJM ALT, (Bosch), FOR ALT: 70A, OE-NO 038 903 023 K, FOR ALT: 90A, OE-NO 038 903 023 L, FOR ALT: 120A, OE-NO 028 903 028 E ALT, (Valeo), FOR ALT: 70A, OE-NO 038 903 023 Q, FOR ALT: 90A, OE-NO 038 903 023 R, FOR ALT: 120A, OE-NO 038 903 023 S ALT, (Hitachi), FOR ALT: 120A, OE-NO 028 903 029 G	<b>5PK1432</b> <b>6DPK1195</b> <b>6PK1120</b> <b>AP9001</b>  <b>AP9001</b>  <b>AP9001</b>  <b>VD1091</b>
		AHF, ASV	81		<b>CT1028</b> CA, MTR-CODE: AUJ, AJM <b>CT1028K1</b> CA, MTR-CODE: AJM, ⇨MTR-NO 185 670 <b>CT1028K2</b> CA, MTR-CODE: AUJ <b>CT1028K2</b> CA, MTR-CODE: AJM, MTR-NO 185 671⇨ <b>CT1028K4</b> CA, MTR-CODE: AUJ <b>CT1028K4</b> CA, MTR-CODE: AJM, MTR-NO 185 671⇨ <b>CT1028K5</b> CA, MTR-CODE: AJM, ⇨MTR-NO 185 670 <b>CT1028WP6</b> CA, MTR-CODE: AJM, ⇨MTR-NO 185 670 <b>CT1028WP7</b> CA, MTR-CODE: AUJ <b>CT1028WP7</b> CA, MTR-CODE: AJM, CH-NO 185 671⇨	
					ALT, PS, AC ALT, PS ONLY WITH VD1089 ONLY WITH VD1076 ALT, (Bosch), FOR ALT: 70A, OE-NO 038903023K, 038903024B, FOR ALT: 90A, OE-NO 038903023L, 038903024D, FOR ALT: 120A, OE-NO 028903023E ALT, (Valeo), FOR ALT: 70A, OE-NO 028903023Q, 038903023C, FOR ALT: 90A, OE-NO 038903023R, 038903023E, FOR ALT: 120A, OE-NO 038903023S, 038903024G ALT, (Hitachi), FOR ALT: 120A, OE-NO 028 903 029 G CH-NO 1J-3D016 001⇨, 1J-3W350 001⇨ ⇨CH-NO 1J-3D016 000, 1J-3W350 000	<b>6PK1660</b> <b>6PK906</b> <b>MS17</b> <b>MS18</b> <b>AP9001</b>  <b>AP9001</b>  <b>AP9001</b>  <b>VD1076</b> <b>VD1089</b>
					<b>CT1044</b> CA, MTR-CODE: ASV <b>CT1044</b> MTR-CODE: AHF, MTR-NO 595001⇨ <b>CT1044K1</b> CA, MTR-CODE: AHF, MTR-NO 595 001⇨, CA, MTR-CODE: ASV <b>CT1044WP1</b> CA, MTR-CODE: ASV <b>CT1044WP1</b> MTR-CODE: AHF, MTR-NO 595 001⇨ <b>CT946</b> CA, MTR-CODE: AHF, ⇨MTR-NO 595000	
	07/04-05/05	AGR	66		ALT, (AC) ALT, (-AC) ALT, (Valeo), FOR ALT: 70A, OE-NO 038 903 023 Q, FOR ALT: 90A, OE-NO 038 903 023 R, FOR ALT: 120A, OE-NO 038 903 023 S CA, MTR-CODE: AGR, MTR-NO 565 001⇨ CA, MTR-CODE: ALH, MTR-NO 500 001⇨ CA, MTR-CODE: AGR, MTR-NO 565 001⇨ CA, MTR-CODE: ALH, MTR-NO 500 001⇨ CA, MTR-CODE: AGR, MTR-NO 565 001⇨ CA, MTR-CODE: ALH, MTR-NO 500 001⇨ CA, MTR-CODE: AGR, ⇨MTR-NO 565 000 CA, MTR-CODE: ALH, ⇨MTR-NO 500 000	<b>6PK1660</b> <b>6PK906</b> <b>AP9001</b>
	09/00-05/05	ATD, AXR	74		ALT, PS, (AC)	<b>6DPK1195</b>

VW





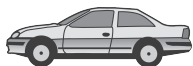
**VW**

BORA Kombi (1J6)



					<p>ALT, PS, (-AC) ALT, (Bosch), FOR ALT: 70A, OE-NO 038 903 023 K, FOR ALT: 90A, OE-NO 038 903 023 L, FOR ALT: 120A, OE-NO 028 903 028 E ALT, (Valeo), FOR ALT: 70A, OE-NO 038 903 023 Q, FOR ALT: 90A, OE-NO 038 903 023 R, FOR ALT: 120A, OE-NO 038 903 023 S ALT, (Hitachi), FOR ALT: 120A, OE-NO 028 903 029 G</p> <p><b>6PK1120</b> <b>AP9001</b></p> <p><b>AP9001</b></p> <p><b>AP9001</b></p> <p><b>AP9001</b></p> <p><b>VD1091</b></p> <p><b>CT1028</b> MTR-CODE: ATD, AXR, CA, WP <b>CT1028K2</b> CA, WP, MTR-CODE: ATD, ⇒CH-NO 1J-2-592 782, 1J-2D352 773 <b>CT1028K2</b> CA, WP, MTR-CODE: AXR, ⇒MTR-NO AXR 010 000 <b>CT1028K3</b> CA, WP, MTR-CODE: ATD, CH-NO 1J-2-592 783⇒, 1J-2D352 774⇒ <b>CT1028K3</b> CA, WP, MTR-CODE: AXR, MTR-NO AXR 010 001⇒ <b>CT1028K4</b> CA, WP, MTR-CODE: ATD, ⇒CH-NO 1J-2-592 782, 1J-2D352 773 <b>CT1028K4</b> CA, WP, MTR-CODE: AXR, ⇒MTR-NO AXR 010 000 <b>CT1028WP2</b> MTR-CODE: ATD, ⇒MODEL '02, CA, WP, CH-NO 1J-2-592 783⇒, 1J-2D352 774⇒ <b>CT1028WP2</b> MTR-CODE: AXR, MTR-NO AXR 010 001⇒, ⇒MODEL '02, CA, WP <b>CT1028WP4</b> MTR-CODE: ATD, AXR, MODEL '03⇒, CA, WP <b>CT1028WP7</b> MTR-CODE: ATD, ⇒MODEL '02, CA, WP, ⇒CH-NO 1J-2-592 782, 1J-2D352 773 <b>CT1028WP7</b> MTR-CODE: AXR, ⇒MTR-NO AXR 010 000, ⇒MODEL '02, CA, WP</p>
11/00-05/05	ASZ	96		<p>ALT, PS, AC ALT, PS ONLY WITH VD1091 ONLY WITH VD1076 ALT, (Bosch), FOR ALT: 70A, OE-NO 038 903 023 K, FOR ALT: 90A, OE-NO 038 903 023 L, FOR ALT: 120A, OE-NO 028 903 028 E ALT, (Valeo), FOR ALT: 70A, OE-NO 038 903 023 Q, FOR ALT: 90A, OE-NO 038 903 023 R, FOR ALT: 120A, OE-NO 038 903 023 ALT, (Hitachi), FOR ALT: 120A, OE-NO 028 903 029 G MTR-CODE: ASZ, MTR-NO 435 001⇒ MTR-CODE: ASZ, ⇒MTR-NO 435 000</p> <p><b>6DPK1195</b> <b>6PK1120</b> <b>MS17</b> <b>MS18</b> <b>AP9001</b></p> <p><b>AP9001</b></p> <p><b>AP9001</b></p> <p><b>AP9001</b></p> <p><b>VD1076</b> <b>VD1091</b></p> <p><b>CT1028</b> CA <b>CT1028K2</b> CA, ⇒12/2002 <b>CT1028K3</b> CA, 01/2003⇒ <b>CT1028K4</b> CA, ⇒12/2002 <b>CT1028WP4</b> CA, 01/2003⇒ <b>CT1028WP7</b> CA, ⇒07/2002</p>	
05/01-05/05	ARL	110		<p>ALT, (AC) ALT, (-AC) ALT, (Bosch), FOR ALT: 70A, OE-NO 038903023K, 038903024B, FOR ALT: 90A, OE-NO 038903023L, 038903024D, FOR ALT: 120A, OE-NO 028903023E ALT, (Valeo), FOR ALT: 70A, OE-NO 028903023Q, 038903023C, FOR ALT: 90A, OE-NO 038903023R, 038903023E, FOR ALT: 120A, OE-NO 038903023S, 038903024G ALT, (Hitachi), FOR ALT: 120A, OE-NO 028 903 029 G</p> <p><b>6DPK1195</b> <b>6PK1120</b> <b>AP9001</b></p> <p><b>AP9001</b></p> <p><b>AP9001</b></p> <p><b>AP9001</b></p> <p><b>VD1091</b></p> <p><b>CT1028</b> CA <b>CT1028K2</b> CA, ⇒CH-NO 1J-2-592 782, 1J-2D352 773 <b>CT1028K3</b> CA, CH-NO 1J-2-592 783⇒, 1J-2D352 774⇒ <b>CT1028K4</b> CA, ⇒CH-NO 1J-2-592 782, 1J-2D352 773 <b>CT1028WP5</b> CA, CH-NO 1J-2-592 783⇒, 1J-2D352 774⇒</p>	





**VW**

**BORA Kombi (1J6)**

↔ 1.9 TDI 4motion

05/99-06/01	AJM, AUY	85	1896	<p>ALT, (-AC), MTR-CODE: AUY <b>5PK1432</b></p> <p>ALT, (AC), MTR-CODE: AUY, AJM <b>6DPK1195</b></p> <p>ALT, (-AC), MTR-CODE: AJM <b>6PK1120</b></p> <p>ALT, (Bosch), FOR ALT: 70A, OE-NO 038 <b>AP9001</b></p> <p>903 023 K, FOR ALT: 90A, OE-NO 038 903</p> <p>023 L, FOR ALT: 120A, OE-NO 028 903</p> <p>028 E</p> <p>ALT, (Valeo), FOR ALT: 70A, OE-NO 038 <b>AP9001</b></p> <p>903 023 Q, FOR ALT: 90A, OE-NO 038 903</p> <p>023 R, FOR ALT: 120A, OE-NO 038 903</p> <p>023 S</p> <p>ALT, (Hitachi), FOR ALT: 120A, OE-NO 028 <b>AP9001</b></p> <p>903 029 G <b>VD1091</b></p> <p><b>CT1028</b> CA, MTR-CODE: AUY, AJM</p> <p><b>CT1028K1</b> CA, MTR-CODE: AJM, ⇒MTR-NO 185 670</p> <p><b>CT1028K2</b> CA, MTR-CODE: AUY</p> <p><b>CT1028K2</b> CA, MTR-CODE: AJM, MTR-NO 185 671⇒</p> <p><b>CT1028K4</b> CA, MTR-CODE: AUY</p> <p><b>CT1028K4</b> CA, MTR-CODE: AJM, MTR-NO 185 671⇒</p> <p><b>CT1028K5</b> CA, MTR-CODE: AJM, ⇒MTR-NO 185 670</p> <p><b>CT1028WP6</b> CA, MTR-CODE: AJM, ⇒MTR-NO 185 670</p> <p><b>CT1028WP7</b> CA, MTR-CODE: AUY</p> <p><b>CT1028WP7</b> CA, MTR-CODE: AJM, CH-NO 185 671⇒</p>
09/00-05/05	ATD	74		<p>ALT, PS, (AC) <b>6DPK1195</b></p> <p>ALT, PS, (-AC) <b>6PK1120</b></p> <p>ALT, (Bosch), FOR ALT: 70A, OE-NO 038 <b>AP9001</b></p> <p>903 023 K, FOR ALT: 90A, OE-NO 038 903</p> <p>023 L, FOR ALT: 120A, OE-NO 028 903</p> <p>028 E</p> <p>ALT, (Valeo), FOR ALT: 70A, OE-NO 038 <b>AP9001</b></p> <p>903 023 Q, FOR ALT: 90A, OE-NO 038 903</p> <p>023 R, FOR ALT: 120A, OE-NO 038 903</p> <p>023 S</p> <p>ALT, (Hitachi), FOR ALT: 120A, OE-NO 028 <b>AP9001</b></p> <p>903 029 G <b>VD1091</b></p> <p><b>CT1028</b> MTR-CODE: ATD, AXR, CA, WP</p> <p><b>CT1028K2</b> CA, WP, MTR-CODE: ATD, ⇒CH-NO 1J-2-592 782, 1J-2D352 773</p> <p><b>CT1028K2</b> CA, WP, MTR-CODE: AXR, ⇒MTR-NO AXR 010 000</p> <p><b>CT1028K3</b> CA, WP, MTR-CODE: ATD, CH-NO 1J-2-592 783⇒, 1J-2D352 774⇒</p> <p><b>CT1028K3</b> CA, WP, MTR-CODE: AXR, MTR-NO AXR 010 001⇒</p> <p><b>CT1028K4</b> CA, WP, MTR-CODE: ATD, ⇒CH-NO 1J-2-592 782, 1J-2D352 773</p> <p><b>CT1028K4</b> CA, WP, MTR-CODE: AXR, ⇒MTR-NO AXR 010 000</p> <p><b>CT1028WP2</b> MTR-CODE: ATD, ⇒MODEL '02, CA, WP, CH-NO 1J-2-592 783⇒, 1J-2D352 774⇒</p> <p><b>CT1028WP2</b> MTR-CODE: AXR, MTR-NO AXR 010 001⇒, ⇒MODEL '02, CA, WP</p> <p><b>CT1028WP4</b> MTR-CODE: ATD, AXR, MODEL '03⇒, CA, WP</p> <p><b>CT1028WP7</b> MTR-CODE: ATD, ⇒MODEL '02, CA, WP, ⇒CH-NO 1J-2-592 782, 1J-2D352 773</p> <p><b>CT1028WP7</b> MTR-CODE: AXR, ⇒MTR-NO AXR 010 000, ⇒MODEL '02, CA, WP</p>
11/00-05/05	ASZ	96		<p>ALT, PS, AC <b>6DPK1195</b></p> <p>ALT, PS <b>6PK1120</b></p> <p>ONLY WITH VD1091 <b>MS17</b></p> <p>ONLY WITH VD1076 <b>MS18</b></p> <p>ALT, (Bosch), FOR ALT: 70A, OE-NO 038 <b>AP9001</b></p> <p>903 023 K, FOR ALT: 90A, OE-NO 038 903</p> <p>023 L, FOR ALT: 120A, OE-NO 028 903</p> <p>028 E</p> <p>ALT, (Valeo), FOR ALT: 70A, OE-NO 038 <b>AP9001</b></p> <p>903 023 Q, FOR ALT: 90A, OE-NO 038 903</p> <p>023 R, FOR ALT: 120A, OE-NO 038 903</p> <p>023</p> <p>ALT, (Hitachi), FOR ALT: 120A, OE-NO 028 <b>AP9001</b></p> <p>903 029 G <b>VD1076</b></p> <p>MTR-CODE: ASZ, MTR-NO 435 001⇒ <b>VD1091</b></p> <p>MTR-CODE: ASZ, ⇒MTR-NO 435 000</p> <p><b>CT1028</b> CA</p> <p><b>CT1028K2</b> CA, ⇒12/2002</p>



VW





**VW**

**BORA Kombi (1J6)**



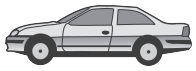
					<b>CT1028K3</b> CA, 01/2003⇒ <b>CT1028K4</b> CA, ⇒12/2002 <b>CT1028WP4</b> CA, 01/2003⇒ <b>CT1028WP7</b> CA, ⇒07/2002		
	05/01-05/05	ARL	110		ALT, (AC) ALT, (-AC) ALT, (Bosch), FOR ALT: 70A, OE-NO 038903023K, 038903024B, FOR ALT: 90A, OE-NO 038903023L, 038903024D, FOR ALT: 120A, OE-NO 028903023E ALT, (Valeo), FOR ALT: 70A, OE-NO 028903023Q, 038903023C, FOR ALT: 90A, OE-NO 038903023R, 038903023E, FOR ALT: 120A, OE-NO 038903023S, 038903024G ALT, (Hitachi), FOR ALT: 120A, OE-NO 028 903 029 G	<b>6DPK1195</b> <b>6PK1120</b> <b>AP9001</b>  <b>AP9001</b>  <b>AP9001</b>  <b>VD1091</b>	
2.0	05/99-05/05	AQY, APK, AZG, AZH, AZJ	85	1984	<b>CT1028</b> CA <b>CT1028K2</b> CA, ⇒CH-NO 1J-2-592 782, 1J-2D352 773 <b>CT1028K3</b> CA, CH-NO 1J-2-592 783⇒, 1J-2D352 774⇒ <b>CT1028K4</b> CA, ⇒CH-NO 1J-2-592 782, 1J-2D352 773 <b>CT1028WP5</b> CA, CH-NO 1J-2-592 783⇒, 1J-2D352 774⇒	<b>6DPK1195</b> <b>6PK1120</b> <b>AP9001</b>  <b>AP9001</b>  <b>AP9001</b>  <b>VD1107</b>	
2.0 4motion	04/00-05/05	AZH, AZJ	85	1984	<b>CT908</b> CA <b>CT908K1</b> CA <b>CT908WP2</b> CA	ALT, PS, AC ALT, PS ALT, (Bosch), FOR ALT: 120A, OE-NO 028 903 028 E, 038 903 024 F ALT, (Valeo), FOR ALT: 120A, OE-NO 038 903 023 S, 038 903 024 G ALT, (Hitachi), FOR ALT: 120A, OE-NO 028 903 029 G	<b>6DPK1195</b> <b>6PK1120</b> <b>AP9001</b>  <b>AP9001</b>  <b>AP9001</b>  <b>VD1107</b>
2.3 V5	05/99-10/00	AGZ	110	2324	<b>CT908</b> CA <b>CT908K1</b> CA <b>CT908WP2</b> CA	ALT, (AC) ALT, (-AC) ALT, (Bosch), FOR ALT: 70A, OE-NO 038 903 023 K, FOR ALT: 90A, OE-NO 038 903 023 L, FOR ALT: 120A, OE-NO 028 903 028 E ALT, (Valeo), FOR ALT: 70A, OE-NO 038 903 023 Q, FOR ALT: 90A, OE-NO 038 903 023 R, FOR ALT: 120A, OE-NO 038 903 023 S ALT, (Hitachi), FOR ALT: 120A, OE-NO 028 903 029 G	<b>6DPK1352</b> <b>6PK1285</b> <b>AP9001</b>  <b>AP9001</b>  <b>AP9001</b>
	10/00-05/05	AQN	125		ALT, (AC) ALT, (-AC) ALT, (Bosch), FOR ALT: 70A, OE-NO 038 903 023 K, FOR ALT: 90A, OE-NO 038 903 023 L, FOR ALT: 120A, OE-NO 028 903 028 E ALT, (Valeo), FOR ALT: 70A, OE-NO 038 903 023 Q, FOR ALT: 90A, OE-NO 038 903 023 R ALT, (Hitachi), FOR ALT: 120A, OE-NO 028 903 029 G	<b>6DPK1320</b> <b>6PK1264</b> <b>AP9001</b>  <b>AP9001</b>  <b>AP9001</b>	
2.3 V5 4motion	05/99-10/00	AGZ	110	2324	<b>CT908</b> CA <b>CT908K1</b> CA <b>CT908WP2</b> CA	ALT, (AC) ALT, (-AC) ALT, (Bosch), FOR ALT: 70A, OE-NO 038 903 023 K, FOR ALT: 90A, OE-NO 038 903 023 L, FOR ALT: 120A, OE-NO 028 903 028 E	<b>6DPK1352</b> <b>6PK1285</b> <b>AP9001</b>




**VW**
**BORA Kombi (1J6)**

						ALT, (Valeo), FOR ALT: 70A, OE-NO 038 903 023 Q, FOR ALT: 90A, OE-NO 038 903 023 R, FOR ALT: 120A, OE-NO 038 903 023 S ALT, (Hitachi), FOR ALT: 120A, OE-NO 028 903 029 G	<b>AP9001</b> <b>AP9001</b>
	10/00-05/05	AQN	125			ALT, (AC) ALT, (-AC) ALT, (Bosch), FOR ALT: 70A, OE-NO 038 903 023 K, FOR ALT: 90A, OE-NO 038 903 023 L, FOR ALT: 120A, OE-NO 028 903 028 E ALT, (Valeo), FOR ALT: 70A, OE-NO 038 903 023 Q, FOR ALT: 90A, OE-NO 038 903 023 R ALT, (Hitachi), FOR ALT: 120A, OE-NO 028 903 029 G	<b>6DPK1320</b> <b>6PK1264</b> <b>AP9001</b> <b>AP9001</b> <b>AP9001</b> <b>AP9001</b>
2.8 V6 4motion	05/99-05/05	AQP, AUE, BDE	150	2792		ALT, (AC) ALT, (-AC) ALT, (Bosch), FOR ALT: 70A, OE-NO 038 903 023 K, FOR ALT: 90A, OE-NO 038 903 023 L, FOR ALT: 120A, OE-NO 028 903 028 E ALT, (Valeo), FOR ALT: 70A, OE-NO 038 903 023 Q, FOR ALT: 90A, OE-NO 038 903 023 R, FOR ALT: 120A, OE-NO 038 903 023 ALT, (Hitachi), FOR ALT: 120A, OE-NO 028 903 029 G	<b>6DPK1320</b> <b>6PK1264</b> <b>AP9001</b> <b>AP9001</b> <b>AP9001</b> <b>AP9001</b>
2.8 VR6	03/00-05/00	AUE	150	2792		ALT, (AC) ALT, (-AC) ALT, (Bosch), FOR ALT: 70A, OE-NO 038 903 023 K, FOR ALT: 90A, OE-NO 038 903 023 L, FOR ALT: 120A, OE-NO 028 903 028 E ALT, (Valeo), FOR ALT: 70A, OE-NO 038 903 023 Q, FOR ALT: 90A, OE-NO 038 903 023 R, FOR ALT: 120A, OE-NO 038 903 023 ALT, (Hitachi), FOR ALT: 120A, OE-NO 028 903 029 G	<b>6DPK1320</b> <b>6PK1264</b> <b>AP9001</b> <b>AP9001</b> <b>AP9001</b> <b>AP9001</b>
<b>CADDY I (14)</b>							
1.5	08/82-07/83	JB	51	1457		PS ALT, ⇒CH-NO 14E020000 ALT, CH-NO 14F000001⇒ CA	<b>AVX10X730</b> <b>AVX10X940</b> <b>AVX10X950</b>
					<b>CT637</b>		
1.6	01/83-07/92	EW	55	1595		PS ALT, ⇒CH-NO 14E020000 ALT, CH-NO 14F000001⇒ CA	<b>AVX10X730</b> <b>AVX10X940</b> <b>AVX10X950</b>
					<b>CT637</b>		
1.6 D	08/82-07/92	ME, JK	40	1588		ALT CA	<b>AVX10X875</b>
					<b>CT513</b>		
1.8	08/85-07/92	JH	70	1781		PS ALT, ⇒CH-NO 14E020000 ALT, CH-NO 14F000001⇒ CA	<b>AVX10X730</b> <b>AVX10X940</b> <b>AVX10X950</b>
					<b>CT637</b>		
<b>CADDY II Kasten (9K9A)</b>							
1.4	08/00-01/04	AUA	55	1390		ALT, PS, (-AC) ALT, PS, (AC) CA CA CA	<b>6PK1070</b> <b>6PK1185</b>
					<b>CT957(SET)</b> <b>CT957K1</b> <b>CT957WP1</b>		
1.7 SDI	07/96-09/00	AHB	42	1716		PS, WP, (AC) ALT, WP ALT, AC PS, (-AC) ALT, ⇒CH-NO 9K-X-505715, (Bosch), FOR ALT: 90A, OE-NO 028 903 028 J ALT, CH-NO 9K-X-505716⇒, (Bosch), FOR ALT: 70A, OE-NO 6K0 903 028 ALT, (Bosch), FOR ALT: 120A, OE-NO 028 903 026 G CA CA	<b>11,5X790Ld</b> <b>6PK1045</b> <b>6PK1145</b> <b>AVX10X730</b> <b>AP9004</b> <b>AP9004</b> <b>AP9004</b> <b>AP9004</b>
					<b>CT945</b> <b>CT945K1</b>		
1.9 D	11/95-01/04	1Y	47	1896		PS PS, WP 2.FAN ALT, (AC)	<b>11,5X730Ld</b> <b>11,5X790Ld</b> <b>2PJ860</b> <b>6PK1145</b>





**VW**

**CADDY II Kasten (9K9A)**



					CT867 CT867K1 CT867K2	ALT, (-AC) ONLY WITH VD1084 MTR-CODE: 1Y CA CA, MTR-CODE: 1Y, ⇒MTR-NO 705 902 CA, MTR-CODE: 1Y, MTR-NO 705 903⇒	6PK923 MS13 VD1084
1.9 SDI	11/95-01/04	AEY, AYQ	47	1896	CT1044 CT1044K1 CT1044WP1 CT945 CT945K1 CT946	PS, (-AC), MTR-CODE: AEY PS, WP, (AC), MTR-CODE: AEY 2.FAN ALT, (-AC), MTR-CODE: AEY ALT, (AC), MTR-CODE: AEY ALT, (AC), MTR-CODE: AYQ ALT, (-AC), MTR-CODE: AYQ ONLY WITH VD1084 ONLY WITH VD1076 MTR-CODE: AYQ, ALT, (Bosch), FOR ALT: 70A, OE-NO 038903023K, FOR ALT: 90A, OE-NO 038903023L, FOR ALT: 120A, OE- NO 038903028E ALT, MTR-CODE: AEY ⇒CH-NO 9K-X-505715, (Bosch), FOR ALT: 90A, OE-NO 028 903 028 J ALT, CH-NO 9K-X-505716⇒, (Bosch), FOR ALT: 70A, OE-NO 6K0 903 028 ALT, (Bosch), FOR ALT: 120A, OE-NO 028 903 026 G MTR-CODE: AYQ, MTR-NO 074 038⇒ MTR-CODE: AEY MTR-CODE: AYQ, ⇒MTR-NO 074 037 CA, MTR-CODE: AYQ, MTR-NO 005 518⇒, 11/2000⇒ CA, MTR-CODE: AYQ, MTR-NO 005 518⇒, 11/2000⇒ CA, MTR-CODE: AYQ, MTR-NO 005 518⇒, 11/2000⇒ CA, MTR-CODE: AEY CA, MTR-CODE: AEY CA, MTR-CODE: AYQ, ⇒MTR-NO 005 517, ⇒10/2000	11,5X730Ld 11,5X790Ld 2PJ860 6PK1045 6PK1145 6PK1660 6PK906 MS13 MS17 AP9001 AP9004 AP9004 AP9004 AP9004 VD1076 VD1084 VD1089
1.9 TDI	09/96-01/04	1Z, AHU, ALH	66	1896	CT1044 CT1044K1 CT1044WP1 CT867 CT867K4 CT946	PS, (-AC) PS, WP, (AC) 2.FAN ALT, (-AC), MTR-CODE: 1Z, AHU ALT, (AC), MTR-CODE: 1Z, AHU ALT, (AC), MTR-CODE: ALH ALT, (-AC), MTR-CODE: ALH ONLY WITH VD1084 ONLY WITH VD1076 ALT, (Bosch), FOR ALT: 70A, OE-NO 038 903 023 K, FOR ALT: 90A, OE-NO 038 903 23 L, FOR ALT: 120A, OE-NO 028 903 028 E, MTR-CODE: ALH ALT, MTR-CODE: AHU, ALE., ⇒CH-NO 9K- X505715, (Bosch), FOR ALT: 90A, OE-NO 028 903 028 J ALT, MTR-CODE: AHU, ALE, 1Z, CH-NO 9K-X-505716⇒, (Bosch), FOR ALT: 70A, OE-NO 6K0 903 028 ALT, MTR-CODE: AHU, ALE, 1Z, (Bosch), FOR ALT: 120A, OE-NO 028 903 026 G MTR-CODE: ALH, MTR-NO 896 340⇒ MTR-CODE: 1Z, AHU MTR-CODE: ALH, ⇒MTR-NO 896 339 CA, MTR-CODE: ALH, MTR-NO 500 001⇒ CA, MTR-CODE: ALH, MTR-NO 500 001⇒, 10/2001⇒ CA, MTR-CODE: ALH, MTR-NO 500 001⇒, 10/2001⇒ CA, MTR-CODE: 1Z, AHU CA, MTR-CODE: 1Z, AHU CA, MTR-CODE: ALH, ⇒MTR-NO 500 000	11,5X730Ld 11,5X790Ld 2PJ860 6PK1045 6PK1145 6PK1660 6PK906 MS13 MS17 AP9001 AP9004 AP9004 AP9004 VD1076 VD1084 VD1089
60 1.4	11/95-01/04	AEX, AUD, APQ	44	1390	CT846 CT846K1 CT846K2	ALT, PS ALT, PS, AC, ⇒08/1997 ALT, PS, AC, 09/1997⇒ ALT CA CA, MTR-CODE: AEX, AKV, APQ CA, MTR-CODE: AUD	6PK1070 6PK1125 6PK1185 6PK751





<b>VW</b>						
<b>CADDY II Kasten (9K9A)</b>						
					<b>CT846WP2</b> <b>CT846WP3</b>	CA, MTR-CODE: AUD CA, MTR-CODE: APQ, AEX
75 1.6	11/95-05/97	1F	55	1595		2.FAN ALT, PS, AC ALT, (-AC) CA CA
					<b>CT637</b> <b>CT637K1</b>	2PJ860 6PK1153 6PK894
	11/95-09/00	AEE		1598		ALT, PS, MTR-CODE: AEE ALT, AC, MTR-CODE: AEE ALT, PS, AC, MTR-CODE: AEE ALT, MTR-CODE: AEE CA, MTR-CODE: AEE, ALM CA, MTR-CODE: AEE, ALM CA, MTR-CODE: AEE, ALM
					<b>CT847</b> <b>CT847K1</b> <b>CT847WP1</b>	6PK1070 6PK1080 6PK1185 6PK751
<b>CADDY II Kombi (9K9B)</b>						
1.4	11/95-01/04	AEX, AKV, AUD, APQ	44	1390		ALT, PS ALT, PS, AC, ⇨08/1997 ALT, PS, AC, 09/1997⇨ ALT CA CA, MTR-CODE: AEX, AKV, APQ CA, MTR-CODE: AUD CA, MTR-CODE: AUD CA, MTR-CODE: AEX, AKV, APQ
					<b>CT846</b> <b>CT846K1</b> <b>CT846K2</b> <b>CT846WP2</b> <b>CT846WP3</b>	6PK1070 6PK1125 6PK1185 6PK751
1.4 16V	08/00-01/04	AUA	55	1390		ALT, (-AC) ALT, (AC) CA CA CA
					<b>CT957(SET)</b> <b>CT957K1</b> <b>CT957WP1</b>	6PK1070 6PK1185
1.6	11/95-05/97	1F	55	1595		2.FAN ALT, PS, AC ALT, (-AC) CA CA
					<b>CT637</b> <b>CT637K1</b>	2PJ860 6PK1153 6PK894
	06/97-09/00	AEE		1598		ALT, PS, MTR-CODE: AEE ALT, AC, MTR-CODE: AEE ALT, PS, AC, MTR-CODE: AEE ALT, MTR-CODE: AEE CA, MTR-CODE: AEE, ALM CA, MTR-CODE: AEE, ALM CA, MTR-CODE: AEE, ALM
					<b>CT847</b> <b>CT847K1</b> <b>CT847WP1</b>	6PK1070 6PK1080 6PK1185 6PK751
1.7 SDI	07/96-09/00	AHB	42	1716		PS, WP, (AC) ALT, WP ALT, AC PS, (-AC) ALT, ⇨CH-NO 9K-X505715, (Bosch), FOR ALT: 90A, OE-NO 028 903 028 J ALT, CH-NO 9K-X-505716⇨, (Bosch), FOR ALT: 70A, OE-NO 6K0 903 028 ALT, (Bosch), FOR ALT: 120A, OE-NO 028 903 026 G CA CA
					<b>CT945</b> <b>CT945K1</b>	11,5X790Ld 6PK1045 6PK1145 AVX10X730 AP9004 AP9004 AP9004
1.9 D	11/95-01/04	1Y	47	1896		PS, (-AC) PS, WP, (AC) 2.FAN ALT, (AC) ALT, (-AC) ONLY WITH VD1084 MTR-CODE: 1Y CA CA, MTR-CODE: 1Y, ⇨MTR-NO 705 902 CA, MTR-CODE: 1Y, MTR-NO 705 903⇨
					<b>CT867</b> <b>CT867K1</b> <b>CT867K2</b>	11,5X730Ld 11,5X790Ld 2PJ860 6PK1145 6PK923 MS13 VD1084
1.9 SDI	11/95-01/04	AEY, AYQ	47	1896		PS, (-AC), MTR-CODE: AEY PS, WP, (AC), MTR-CODE: AEY 2.FAN ALT, (-AC), MTR-CODE: AEY ALT, (AC), MTR-CODE: AEY ALT, (AC), MTR-CODE: AYQ ALT, (-AC), MTR-CODE: AYQ ONLY WITH VD1084 ONLY WITH VD1076 MTR-CODE: AYQ, ALT, (Bosch), FOR ALT: 70A, OE-NO 038903023K, FOR ALT: 90A, OE-NO 038903023L, FOR ALT: 120A, OE- NO 038903028E ALT, MTR-CODE: AEY ⇨CH-NO 9K-X505715, (Bosch), FOR ALT:
						11,5X730Ld 11,5X790Ld 2PJ860 6PK1045 6PK1145 6PK1660 6PK906 MS13 MS17 AP9001 AP9004 AP9004





**VW**

**CADDY II Kombi (9K9B)**

						90A, OE-NO 028 903 028 J ALT, CH-NO 9K-X-505716⇒, (Bosch), FOR ALT: 70A, OE-NO 6K0 903 028 ALT, (Bosch), FOR ALT: 120A, OE-NO 028 903 026 G MTR-CODE: AYQ, MTR-NO 074 038⇒ MTR-CODE: AEY MTR-CODE: AYQ, ⇒MTR-NO 074 037 CA, MTR-CODE: AYQ, MTR-NO 005 518⇒, 11/2000⇒ CA, MTR-CODE: AYQ, MTR-NO 005 518⇒, 11/2000⇒ CA, MTR-CODE: AYQ, MTR-NO 005 518⇒, 11/2000⇒ CA, MTR-CODE: AYQ, ⇒MTR-NO 005 517, ⇒10/2000	<b>AP9004</b>  <b>AP9004</b>  <b>VD1076</b> <b>VD1084</b> <b>VD1089</b>
1.9 TDI	10/96-01/04	AHU, ALH, ALE	66	1896	<b>CT1044</b> <b>CT1044K1</b> <b>CT1044WP1</b> <b>CT946</b>	PS, (-AC) PS, WP, (AC) 2.FAN ALT, (-AC), MTR-CODE: ALE, AHU ALT, (AC), MTR-CODE: ALE, AHU ALT, (AC), MTR-CODE: ALH ALT, (-AC), MTR-CODE: ALH ONLY WITH VD1084 ONLY WITH VD1076 ALT, (Bosch), FOR ALT: 70A, OE-NO 038 903 023 K, FOR ALT: 90A, OE-NO 038 903 23 L, FOR ALT: 120A, OE-NO 028 903 028 E, MTR-CODE: ALH ALT, MTR-CODE: AHU,ALE, ⇒CH-NO 9K-X505715, (Bosch), FOR ALT: 90A, OE-NO 028 903 028 J ALT, MTR-CODE: AHU,ALE, CH-NO 9K-X-505716⇒, (Bosch), FOR ALT: 70A, OE-NO 6K0 903 028 ALT, MTR-CODE: AHU,ALE, (Bosch), FOR ALT: 120A, OE-NO 028 903 026 G MTR-CODE: ALH, MTR-NO 896 340⇒ MTR-CODE: ALE, AHU MTR-CODE: ALH, ⇒MTR-NO 896 339 CA, MTR-CODE: ALH, MTR-NO 500 001⇒ CA, MTR-CODE: ALH, MTR-NO 500 001⇒, 10/2001⇒ CA, MTR-CODE: ALH, MTR-NO 500 001⇒, 10/2001⇒ CA, MTR-CODE: ALE, AHU CA, MTR-CODE: ALE, AHU CA, MTR-CODE: ALH, ⇒MTR-NO 500 000	<b>11,5X730Ld</b> <b>11,5X790Ld</b> <b>2PJ860</b> <b>6PK1045</b> <b>6PK1145</b> <b>6PK1660</b> <b>6PK906</b> <b>MS13</b> <b>MS17</b> <b>AP9001</b>  <b>AP9004</b>  <b>AP9004</b>  <b>AP9004</b>  <b>VD1076</b> <b>VD1084</b> <b>VD1089</b>
<b>CADDY II Pick-up (9U7)</b>							
1.6	06/96-12/00	AEE	55	1598	<b>CT847</b> <b>CT847K1</b> <b>CT847WP1</b>	ALT, PS ALT, PS, AC ALT CA, MTR-CODE: AEE, ALM CA, MTR-CODE: AEE, ALM CA, MTR-CODE: AEE, ALM	<b>6PK1070</b> <b>6PK1125</b> <b>6PK751</b>
1.9 D	06/96-12/00	AEF	47	1896	<b>CT1012</b> <b>CT1012K1</b>	ALT ALT, (Bosch), FOR ALT: 70A, OE-NO 028 903 026 B CA CA	<b>5PK1219</b> <b>AP9059</b>
<b>CADDY III Kasten (2KA, 2KH, 2CA, 2CH)</b>							
1.2 TSI	09/10-	CBZA	63	1197		MTR-CODE: CBZA, CBZB, ALT, (-AC) MTR-CODE: CBZA, CBZB, ALT, (AC) ALT, (Bosch), FOR ALT: 110A, OE-NO 03F 903 023 E ALT, (Valeo), FOR ALT: 140A, OE-NO 06F 903 023 D	<b>6PK1432</b> <b>6PK1693</b> <b>AP9012</b>  <b>AP9012</b>
		CBZB	77			MTR-CODE: CBZA, CBZB, ALT, (-AC) MTR-CODE: CBZA, CBZB, ALT, (AC) ALT, (Bosch), FOR ALT: 110A, OE-NO 03F 903 023 E ALT, (Valeo), FOR ALT: 140A, OE-NO 06F 903 023 D	<b>6PK1432</b> <b>6PK1693</b> <b>AP9012</b>  <b>AP9012</b>
1.4	03/04-05/06	BCA	55	1390	<b>CT957(SET)</b> <b>CT957K1</b>	ALT, PS, (AC) ALT, PS, (-AC) CA MTR-CODE: BCA, CA, ⇒CH-NO 2K-6-150 000	<b>6PK1100</b> <b>6PK737</b>





<b>VW</b>							
<b>CADDY III Kasten (2KA, 2KH, 2CA, 2CH)</b>							
					<b>CT957K3</b> MTR-CODE: BCA, CA, CH-NO 2K-7-000 <b>CT957WP1</b> MTR-CODE: BCA, CA, ⇒CH-NO 2K-6-150 <b>CT957WP3</b> MTR-CODE: BCA, CA, CH-NO 2K-7-000		
1.4 16V	05/06-08/10	BUD	59	1390	<b>CT957(SET)</b> <b>CT957K3</b> <b>CT957WP3</b>	ALT, PS, (-AC) ALT, PS, (AC) MTR-CODE: BUD, CA MTR-CODE: BUD, CA MTR-CODE: BUD, CA	<b>6PK1070</b> <b>6PK1100</b>
1.6	04/04-	BGU, BSE, BSF	75	1595	<b>CT908</b> <b>CT908K1</b> <b>CT908WP1</b>	ALT, (AC) ALT, (-AC) ALT, (Bosch), FOR ALT: 140A, OE-NO 06F903023F ALT, (Valeo), FOR ALT: 140A, OE-NO 06F903023C CA CA CA	<b>6PK1045</b> <b>6PK900</b> <b>AP9001</b> <b>AP9001</b>
1.6 BiFuel	05/11-	CHGA	75	1595		ALT, (Bosch), FOR ALT: 140A, OE-NO 06F903023F ALT, (Valeo), FOR ALT: 140A, OE-NO 03L903023F	<b>AP9001</b> <b>AP9001</b>
1.6 TDI	08/10-	CAYE	55	1598	<b>CT1139</b> <b>CT1139K1</b> <b>CT1139K2</b> <b>CT1139WP4</b> <b>CT1139WP6</b>	ALT, (AC) ALT, (-AC) ALT, (-AC) ALT, (Bosch), FOR ALT: 110A, OE-NO 06F903023D, FOR ALT: 140A, OE-NO 06F903023F, 03L903023 ALT, (Valeo), FOR ALT: 110A, OE-NO 06F903023E, FOR ALT: 140A, OE-NO 03L903023F, 03L903023A CA CA, ⇒11/2010 CA, 12/2010⇒ MTR-CODE: CAYD, CAYE, CA, WP, ⇒11/2010 MTR-CODE: CAYD, CAYE, CA, WP, 12/2010⇒	<b>6PK1070</b> <b>6PK842 ELAST</b> <b>6PK842 ELAST</b> <b>T1</b> <b>AP9001</b> <b>AP9001</b> <b>VD1111</b>
		CAYD	75		ALT, (AC) ALT, (-AC) ALT, (-AC) ALT, (Bosch), FOR ALT: 110A, OE-NO 06F903023D, FOR ALT: 140A, OE-NO 06F903023F, 03L903023 ALT, (Valeo), FOR ALT: 110A, OE-NO 06F903023E, FOR ALT: 140A, OE-NO 03L903023F, 03L903023A CA CA, ⇒11/2010 CA, 12/2010⇒ MTR-CODE: CAYD, CAYE, CA, WP, ⇒11/2010 MTR-CODE: CAYD, CAYE, CA, WP, 12/2010⇒	<b>6PK1070</b> <b>6PK842 ELAST</b> <b>6PK842 ELAST</b> <b>T1</b> <b>AP9001</b> <b>AP9001</b> <b>VD1111</b>	
1.9 TDI	04/04-08/10	BJB, BLS	77	1896	<b>CT1028</b> <b>CT1028K3</b> <b>CT1028WP3</b>	ALT, (AC), (PS) ALT, (AC), (PS) ALT, (AC), (STRONIC) ALT, (AC), (STRONIC) ALT, (-AC), (PS) ALT, (-AC), (STRONIC) ONLY WITH VD1076 ALT, (Valeo), FOR ALT: 110A, OE-NO 06F903023E, FOR ALT: 140A, OE-NO 06F903023C ALT, (Bosch), FOR ALT: 110A, OE-NO 06F903023D, FOR ALT: 140A, OE-NO 06F903023F CA, WP CA, WP CA, WP	<b>6DPK1215</b> <b>6DPK1215D1</b> <b>6PK1050</b> <b>6PK1050D2</b> <b>6PK1138</b> <b>6PK948</b> <b>MS18</b> <b>AP9001</b> <b>AP9001</b> <b>VD1076</b>
	09/05-08/10	BSU	55			ALT, (AC), (PS)	<b>6DPK1215</b>

**VW**



**VW**

**CADDY III Kasten (2KA, 2KH, 2CA, 2CH)**

↔						ALT, (AC), (PS) ALT, (AC), (STRONIC) ALT, (AC), (STRONIC) ALT, (-AC), (PS) ALT, (-AC), (STRONIC) ONLY WITH VD1076 ALT, (Valeo), FOR ALT: 110A, OE-NO 06F903023E, FOR ALT: 140A, OE-NO 06F903023C ALT, (Bosch), FOR ALT: 110A, OE-NO 06F903023D, FOR ALT: 140A, OE-NO 06F903023F	6DPK1215D1 6PK1050 6PK1050D2 6PK1138 6PK948 MS18 AP9001  AP9001  VD1076	
					CT1028 CT1028K3 CT1028WP3	CA, WP CA, WP CA, WP		
	1.9 TDI 4motion	11/08-08/10	BLS	77	1896		ALT, (Bosch), FOR ALT: 110A, OE-NO 06F903023D, FOR ALT: 140A, OE-NO 06F903023F ALT, (Valeo), FOR ALT: 110A, OE-NO 06F903023E, FOR ALT: 140A, OE-NO 06F903023C	AP9001  AP9001
	2.0 EcoFuel	04/06-	BSX	80	1984		ALT, PS, (AC) ALT, PS, (-AC) ALT, (Valeo), FOR ALT: 140A, OE-NO 06F903023C ALT, (Bosch), FOR ALT: 140A, OE-NO 06F903023F	6PK1045 6PK900 AP9001  AP9001  VD1107
						CT908 CT908K1 CT908WP2	CA, WP CA, WP CA	
2.0 SDI	03/04-08/10	BDJ, BST	51	1968		ALT, (AC), (PS) ALT, (AC), (PS) ALT, (AC), (STRONIC) ALT, (AC), (STRONIC) ALT, (-AC), (PS) ALT, (-AC), (STRONIC) ONLY WITH VD1076 ALT, (Valeo), FOR ALT: 110A, OE-NO 06F903023E, FOR ALT: 140A, OE-NO 06F903023C ALT, (Bosch), FOR ALT: 110A, OE-NO 06F903023D, FOR ALT: 140A, OE-NO 06F903023F	6DPK1215 6DPK1215D1 6PK1050 6PK1050D2 6PK1138 6PK948 MS18 AP9001  AP9001  VD1076	
					CT1028 CT1028K3 CT1028WP3	CA, WP CA, WP CA, WP		
2.0 TDI	11/10-	CFHE	62	1968		ALT, (Bosch), FOR ALT: 110A, OE-NO 06F903023D, FOR ALT: 140A, OE-NO 06F903023F, 03L903023 ALT, (Valeo), FOR ALT: 110A, OE-NO 06F903023E, FOR ALT: 140A, OE-NO 03L903023F, 03L903023A	AP9001  AP9001	
	05/12-	CFJA	125			MTR-CODE: CFJA, ALT, (AC) MTR-CODE: CFJA, ALT, (-AC) MTR-CODE: CFJA, ALT, (-AC)  ALT, (Bosch), FOR ALT: 110A, OE-NO 06F903023D, FOR ALT: 140A, OE-NO 06F903023F ALT, (Valeo), FOR ALT: 110A, OE-NO 06F903023E, FOR ALT: 140A, OE-NO 06F903023C MTR-CODE: CFJA	6PK1070 6PK842 ELAST 6PK842 ELAST T1 AP9001  AP9001  VD1111	
					CT1139 CT1139K2 CT1139WP6	MTR-CODE: CFJA, CA MTR-CODE: CFJA, CA, 12/2010⇒ MTR-CODE: CFJA, CA, WP, 12/2010⇒		
	09/07-08/10	BMM	103			ALT, (AC), (PS) ALT, (AC), (PS) ALT, (AC), (STRONIC) ALT, (AC), (STRONIC) ALT, (-AC), (PS) ALT, (-AC), (STRONIC) ONLY WITH VD1076 ALT, (Valeo), FOR ALT: 110A, OE-NO 06F903023E, FOR ALT: 140A, OE-NO	6DPK1215 6DPK1215D1 6PK1050 6PK1050D2 6PK1138 6PK948 MS18 AP9001	





<b>VW</b>						
<b>CADDY III Kasten (2KA, 2KH, 2CA, 2CH)</b>						
						06F903023C ALT, (Bosch), FOR ALT: 110A, OE-NO 06F903023D, FOR ALT: 140A, OE-NO 06F903023F <b>AP9001</b>  <b>VD1076</b>
					<b>CT1028</b> <b>CT1028K3</b> <b>CT1028WP3</b>	CA, WP CA, WP CA, WP
2.0 TDI 16V	11/10-	CFHC	103	1968		ALT ALT, (-AC) ALT, (-AC)  ALT, (Bosch), FOR ALT: 110A, OE-NO 06F903023D, FOR ALT: 140A, OE-NO 06F903023F, 03L903023 ALT, (Valeo), FOR ALT: 110A, OE-NO 06F903023E, FOR ALT: 140A, OE-NO 03L903023F, 03L903023A <b>6PK1070</b> <b>6PK842 ELAST</b> <b>6PK842 ELAST</b> <b>T1</b> <b>AP9001</b>  <b>AP9001</b>  <b>VD1111</b>
					<b>CT1139</b> <b>CT1139K1</b> <b>CT1139K2</b> <b>CT1139WP4</b> <b>CT1139WP6</b>	CA CA, ⇒11/2010 CA, 12/2010⇒ MTR-CODE: CFHC, CA, WP, ⇒11/2010 MTR-CODE: CFHC, CA, WP, 12/2010⇒
2.0 TDI 16V 4motion	11/10-	CFHC	103	1968		ALT, (Bosch), FOR ALT: 110A, OE-NO 06F903023D, FOR ALT: 140A, OE-NO 06F903023F, 03L903023 ALT, (Valeo), FOR ALT: 110A, OE-NO 06F903023E, FOR ALT: 140A, OE-NO 03L903023F, 03L903023A <b>AP9001</b>  <b>AP9001</b>
2.0 TDI 4motion	12/10-	CFHE	62	1968		ALT, (Bosch), FOR ALT: 110A, OE-NO 06F903023D, FOR ALT: 140A, OE-NO 06F903023F, 03L903023 ALT, (Valeo), FOR ALT: 110A, OE-NO 06F903023E, FOR ALT: 140A, OE-NO 03L903023F, 03L903023A <b>AP9001</b>  <b>AP9001</b>
	08/10-	CFHF	81			ALT, (AC) ALT, (-AC) ALT, (-AC)  ALT, (Bosch), FOR ALT: 110A, OE-NO 06F903023D, FOR ALT: 140A, OE-NO 06F903023F, 03L903023 ALT, (Valeo), FOR ALT: 110A, OE-NO 06F903023E, FOR ALT: 140A, OE-NO 03L903023F, 03L903023A <b>6PK1070</b> <b>6PK842 ELAST</b> <b>6PK842 ELAST</b> <b>T1</b> <b>AP9001</b>  <b>AP9001</b>  <b>VD1111</b>
					<b>CT1139</b> <b>CT1139K1</b> <b>CT1139K2</b> <b>CT1139WP4</b> <b>CT1139WP6</b>	CA CA, ⇒11/2010 CA, 12/2010⇒ MTR-CODE: CFHF, CA, WP, ⇒11/2010 MTR-CODE: CFHF, CA, WP, 12/2010⇒
<b>CADDY III Kombi (2KB, 2KJ, 2CB, 2CJ)</b>						
1.2 TSI	09/10-	CBZA	63	1197		MTR-CODE: CBZA, CBZB, ALT, (-AC) MTR-CODE: CBZA, CBZB, ALT, (AC) ALT, (Bosch), FOR ALT: 110A, OE-NO 03F 903 023 E ALT, (Valeo), FOR ALT: 140A, OE-NO 06F 903 023 D <b>6PK1432</b> <b>6PK1693</b> <b>AP9012</b>  <b>AP9012</b>
		CBZB	77			MTR-CODE: CBZA, CBZB, ALT, (-AC) MTR-CODE: CBZA, CBZB, ALT, (AC) ALT, (Bosch), FOR ALT: 110A, OE-NO 03F 903 023 E ALT, (Valeo), FOR ALT: 140A, OE-NO 06F 903 023 D <b>6PK1432</b> <b>6PK1693</b> <b>AP9012</b>  <b>AP9012</b>
1.4	03/04-05/06	BCA	55	1390		ALT, PS, (AC) ALT, PS, (-AC)  <b>CT957(SET)</b> <b>CT957K1</b> MTR-CODE: BCA, CA, ⇒CH-NO 2K-6-150 000 <b>CT957K3</b> MTR-CODE: BCA, CA, CH-NO 2K-7-000 001⇒ <b>CT957WP1</b> MTR-CODE: BCA, CA, ⇒CH-NO 2K-6-150 000 <b>CT957WP3</b> MTR-CODE: BCA, CA, CH-NO 2K-7-000 001⇒ <b>6PK1100</b> <b>6PK737</b>
1.4 16V	05/06-08/10	BUD	59	1390		ALT, PS, (-AC) ALT, PS, (AC) <b>6PK1070</b> <b>6PK1100</b>

**VW**





**VW**

**CADDY III Kombi (2KB, 2KJ, 2CB, 2CJ)**

					<b>CT957(SET)</b> <b>CT957K3</b> <b>CT957WP3</b>	MTR-CODE: BUD, CA MTR-CODE: BUD, CA MTR-CODE: BUD, CA	
1.6	04/04-	BGU, BSE, BSF	75	1595	<b>CT908</b> <b>CT908K1</b> <b>CT908WP1</b>	ALT, (AC) ALT, (-AC) CA CA CA	<b>6PK1045</b> <b>6PK900</b>
	03/05-	BRY	74		<b>CT908</b> <b>CT908K1</b> <b>CT908WP2</b>	ALT, (AC) CA CA CA	<b>6PK1045</b>
1.6 BiFuel	05/11-	CHGA	75	1595		ALT, (Bosch), FOR ALT: 140A, OE-NO 06F903023F ALT, (Valeo), FOR ALT: 140A, OE-NO 03L903023F	<b>AP9001</b> <b>AP9001</b>
1.6 TDI	08/10-	CAYE	55	1598	<b>CT1139</b> <b>CT1139K1</b> <b>CT1139K2</b> <b>CT1139WP4</b> <b>CT1139WP6</b>	ALT, (AC) ALT, (-AC) ALT, (-AC)  ALT, (Bosch), FOR ALT: 110A, OE-NO 06F903023D, FOR ALT: 140A, OE-NO 06F903023F, 03L903023 ALT, (Valeo), FOR ALT: 110A, OE-NO 06F903023E, FOR ALT: 140A, OE-NO 03L903023F, 03L903023A  CA CA, ⇒11/2010 CA, 12/2010⇒ MTR-CODE: CAYD, CAYE, CA, WP, ⇒11/2010 MTR-CODE: CAYD, CAYE, CA, WP, 12/2010⇒	<b>6PK1070</b> <b>6PK842 ELAST</b> <b>6PK842 ELAST</b> <b>T1</b> <b>AP9001</b>  <b>AP9001</b>  <b>VD1111</b>
		CAYD	75		<b>CT1139</b> <b>CT1139K1</b> <b>CT1139K2</b> <b>CT1139WP4</b> <b>CT1139WP6</b>	ALT, (AC) ALT, (-AC) ALT, (-AC)  ALT, (Bosch), FOR ALT: 110A, OE-NO 06F903023D, FOR ALT: 140A, OE-NO 06F903023F, 03L903023 ALT, (Valeo), FOR ALT: 110A, OE-NO 06F903023E, FOR ALT: 140A, OE-NO 03L903023F, 03L903023A  CA CA, ⇒11/2010 CA, 12/2010⇒ MTR-CODE: CAYD, CAYE, CA, WP, ⇒11/2010 MTR-CODE: CAYD, CAYE, CA, WP, 12/2010⇒	<b>6PK1070</b> <b>6PK842 ELAST</b> <b>6PK842 ELAST</b> <b>T1</b> <b>AP9001</b>  <b>AP9001</b>  <b>VD1111</b>
1.9 TDI	04/04-08/10	BJB, BLS	77	1896	<b>CT1028</b> <b>CT1028K3</b> <b>CT1028WP3</b>	ALT, (AC), (PS) ALT, (AC), (PS) ALT, (AC), (STRONIC) ALT, (AC), (STRONIC) ALT, (-AC), (PS) ALT, (-AC), (STRONIC) ONLY WITH VD1076 ALT, (Bosch), FOR ALT: 110A, OE-NO 06F903023D, FOR ALT: 140A, OE-NO 06F903023F ALT, (Valeo), FOR ALT: 110A, OE-NO 06F903023E, FOR ALT: 140A, OE-NO 06F903023C  CA, WP CA, WP CA, WP	<b>6DPK1215</b> <b>6DPK1215D1</b> <b>6PK1050</b> <b>6PK1050D2</b> <b>6PK1138</b> <b>6PK948</b> <b>MS18</b> <b>AP9001</b>  <b>AP9001</b>  <b>VD1076</b>
	09/05-08/10	BSU	55			ALT, (AC), (PS) ALT, (AC), (PS) ALT, (AC), (STRONIC) ALT, (AC), (STRONIC) ALT, (-AC), (PS) ALT, (-AC), (STRONIC) ONLY WITH VD1076 ALT, (Bosch), FOR ALT: 110A, OE-NO 06F903023D, FOR ALT: 140A, OE-NO	<b>6DPK1215</b> <b>6DPK1215D1</b> <b>6PK1050</b> <b>6PK1050D2</b> <b>6PK1138</b> <b>6PK948</b> <b>MS18</b> <b>AP9001</b>





<b>VW</b>						
<b>CADDY III Kombi (2KB, 2KJ, 2CB, 2CJ)</b>						
						06F903023F ALT, (Valeo), FOR ALT: 110A, OE-NO 06F903023E, FOR ALT: 140A, OE-NO 06F903023C <b>AP9001</b>  <b>VD1076</b>  <b>CT1028</b> CA, WP <b>CT1028K3</b> CA, WP <b>CT1028WP3</b> CA, WP
1.9 TDI 4motion	05/08-08/10	BLS	77	1896		ALT, (AC), (PS) ALT, (AC), (PS) ALT, (AC), (STRONIC) ALT, (AC), (STRONIC) ALT, (-AC), (PS) ALT, (-AC), (STRONIC) ONLY WITH VD1076 ALT, (Bosch), FOR ALT: 110A, OE-NO 06F903023D, FOR ALT: 140A, OE-NO 06F903023F ALT, (Valeo), FOR ALT: 110A, OE-NO 06F903023E, FOR ALT: 140A, OE-NO 06F903023C <b>AP9001</b>  <b>VD1076</b>  <b>CT1028</b> CA, WP <b>CT1028K3</b> CA, WP <b>CT1028WP3</b> CA, WP
2.0 EcoFuel	04/06-	BSX	80	1984		ALT, PS, (AC) ALT, PS, (-AC) ALT, (Valeo), FOR ALT: 140A, OE-NO 06F903023C ALT, (Bosch), FOR ALT: 140A, OE-NO 06F903023F <b>AP9001</b>  <b>VD1107</b>  <b>CT908</b> CA <b>CT908K1</b> CA <b>CT908WP2</b> CA
2.0 SDI	03/04-08/10	BDJ, BST	51	1968		ALT, (AC), (PS) ALT, (AC), (PS) ALT, (AC), (STRONIC) ALT, (AC), (STRONIC) ALT, (-AC), (PS) ALT, (-AC), (STRONIC) ONLY WITH VD1076 ALT, (Bosch), FOR ALT: 110A, OE-NO 06F903023D, FOR ALT: 140A, OE-NO 06F903023F ALT, (Valeo), FOR ALT: 110A, OE-NO 06F903023E, FOR ALT: 140A, OE-NO 06F903023C <b>AP9001</b>  <b>VD1076</b>  <b>CT1028</b> CA, WP <b>CT1028K3</b> CA, WP <b>CT1028WP3</b> CA, WP
2.0 TDI	05/12-	CFJA	125	1968		MTR-CODE: CFJA, ALT, (AC) MTR-CODE: CFJA, ALT, (-AC) MTR-CODE: CFJA, ALT, (-AC)  ALT, (Bosch), FOR ALT: 110A, OE-NO 06F903023D, FOR ALT: 140A, OE-NO 06F903023F ALT, (Valeo), FOR ALT: 110A, OE-NO 06F903023E, FOR ALT: 140A, OE-NO 06F903023C MTR-CODE: CFJA <b>VD1111</b>  <b>CT1139</b> MTR-CODE: CFJA, CA <b>CT1139K2</b> MTR-CODE: CFJA, CA, 12/2010⇒ <b>CT1139WP6</b> MTR-CODE: CFJA, CA, WP, 12/2010⇒
	09/07-08/10	BMM	103			ALT, (AC), (PS) ALT, (AC), (PS) ALT, (AC), (STRONIC) ALT, (AC), (STRONIC) ALT, (-AC), (PS) ALT, (-AC), (STRONIC) ONLY WITH VD1076 ALT, (Bosch), FOR ALT: 110A, OE-NO 06F903023D, FOR ALT: 140A, OE-NO 06F903023F ALT, (Valeo), FOR ALT: 110A, OE-NO 06F903023E, FOR ALT: 140A, OE-NO <b>AP9001</b>

**VW**



**VW**

**CADDY III Kombi (2KB, 2KJ, 2CB, 2CJ)**

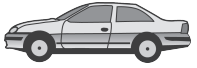
						06F903023C	VD1076
					<b>CT1028</b> <b>CT1028K3</b> <b>CT1028WP4</b>	CA, WP CA, WP CA, WP	
2.0 TDI 16V	11/10-	CFHC	103	1968		ALT, (AC) ALT, (-AC) ALT, (-AC)  ALT, (Bosch), FOR ALT: 110A, OE-NO 06F903023D, FOR ALT: 140A, OE-NO 06F903023F, 03L903023 ALT, (Valeo), FOR ALT: 110A, OE-NO 06F903023E, FOR ALT: 140A, OE-NO 03L903023F, 03L903023A	<b>6PK1070</b> <b>6PK842 ELAST</b> <b>6PK842 ELAST</b> <b>T1</b> <b>AP9001</b>  <b>AP9001</b>  <b>VD1111</b>
					<b>CT1139</b> <b>CT1139K1</b> <b>CT1139K2</b> <b>CT1139WP4</b> <b>CT1139WP6</b>	CA CA, ⇨11/2010 CA, 12/2010⇨ MTR-CODE: CFHC, CA, WP, ⇨11/2010 MTR-CODE: CFHC, CA, WP, 12/2010⇨	
2.0 TDI 16V 4motion	11/10-	CFHC	103	1968		ALT, (Bosch), FOR ALT: 110A, OE-NO 06F903023D, FOR ALT: 140A, OE-NO 06F903023F, 03L903023 ALT, (Valeo), FOR ALT: 110A, OE-NO 06F903023E, FOR ALT: 140A, OE-NO 03L903023F, 03L903023A	<b>AP9001</b>  <b>AP9001</b>
2.0 TDI 4motion	08/10-	CFHF	81	1968		ALT, (AC) ALT, (-AC) ALT, (-AC)  ALT, (Bosch), FOR ALT: 110A, OE-NO 06F903023D, FOR ALT: 140A, OE-NO 06F903023F, 03L903023 ALT, (Valeo), FOR ALT: 110A, OE-NO 06F903023E, FOR ALT: 140A, OE-NO 03L903023F, 03L903023A	<b>6PK1070</b> <b>6PK842 ELAST</b> <b>6PK842 ELAST</b> <b>T1</b> <b>AP9001</b>  <b>AP9001</b>  <b>VD1111</b>
					<b>CT1139</b> <b>CT1139K1</b> <b>CT1139K2</b> <b>CT1139WP4</b> <b>CT1139WP6</b>	CA CA, ⇨11/2010 CA, 12/2010⇨ MTR-CODE: CFHF, CA, WP, ⇨11/2010 MTR-CODE: CFHF, CA, WP, 12/2010⇨	
<b>CC (358)</b>							
1.8 TSI	11/11-	CDAA	118	1798		ALT	<b>6PK1120</b>
					<b>CT1143</b>	WP	
2.0 TDI	11/11-	CFGB, CLLA	125	1968		ALT	<b>6PK1070</b> <b>VD1111</b>
					<b>CT1139</b> <b>CT1139K2</b> <b>CT1139WP6</b>	CA CA CA, WP	
		CFFB	103			ALT	<b>6PK1070</b> <b>VD1111</b>
					<b>CT1139</b> <b>CT1139K2</b> <b>CT1139WP6</b>	CA CA CA, WP	
2.0 TSI	11/11-	CCZB	155	1984		ALT	<b>6PK1120</b>
					<b>CT1143</b>	WP	
3.6 FSI 4motion	11/11-	BWS	220	3597		ALT	<b>6PK1613</b>
<b>CORRADO (53l)</b>							
1.8 16V	04/89-07/92	KR	100	1781		ALT, (AC) PS, CH-NO 50M005060⇨ PS, ⇨CH-NO 50M005059 ALT AC CA CA	<b>AVX10X625</b> <b>AVX10X625</b> <b>AVX10X730</b> <b>AVX10X950</b> <b>AVX13X950</b>
					<b>CT869</b> <b>CT869K1</b>	CA CA	
1.8 G60	09/88-09/93	PG	118	1781		ALT ALT, AC PS PS, (AC) G-COMPR CA CA CA	<b>6PK1653</b> <b>6PK1760</b> <b>AVX10X660</b> <b>AVX10X735</b>
					<b>CT1060</b> <b>CT637</b> <b>CT637K1</b>	CA CA CA	
2.0 i	04/93-12/95	2E, ADY	85	1984		PS PS, (AC) ALT, AC ALT	<b>11,5X685Ld</b> <b>11,5X755Ld</b> <b>6PK1153</b> <b>6PK894</b>





<b>VW</b>						
<b>CORRADO (53I)</b>						
					CT630 CT630K1	ALT, (TP) CA CA CA 6PK976
2.0 i 16V	08/91-12/95	9A	100	1984	CT869 CT869K1 CT869K2	ALT, (AC), PS ALT, (-AC) AC CA CA, ⇨MTR-NO 131261 CA, MTR-NO 131262⇨ AVX10X630 AVX10X950 AVX13X950
2.9 VR6	08/91-12/95	ABV	140	2861		2.FAN ALT, PS, AC ALT, PS 2PJ860 7DPK1360 7PK1290
<b>CRAFTER 30-35 Bus (2E_)</b>						
2.0 TDI	05/11-	CKTB	80	1968	CT1139 CT1139K2 CT1139WP6	FAN ALT, (-AC) ALT, (AC) 2.GEN, 14 V, 28 V 2.GEN, 230 V ALT, (Valeo), FOR ALT: 110A, OE-NO 06F903023M, FOR ALT: 140A, OE-NO 03L903023P, 03L903023L, FOR ALT: 180A, OE-NO 03L903023Q, 03L903023N MTR-CODE: CKTB, CKTC, CA MTR-CODE: CKTB, CKTC, CA MTR-CODE: CKTB, CKTC, CA, WP 4PK711 ELAST 6PK1080 6PK1613 6PK844 6PK976 AP9022
		CKTC	100		CT1139 CT1139K2 CT1139WP6	FAN ALT, (-AC) ALT, (AC) 2.GEN, 14 V, 28 V 2.GEN, 230 V ALT, (Valeo), FOR ALT: 110A, OE-NO 06F903023M, FOR ALT: 140A, OE-NO 03L903023P, 03L903023L, FOR ALT: 180A, OE-NO 03L903023Q, 03L903023N MTR-CODE: CKTB, CKTC, CA MTR-CODE: CKTB, CKTC, CA MTR-CODE: CKTB, CKTC, CA, WP 4PK711 ELAST 6PK1080 6PK1613 6PK844 6PK976 AP9022
	07/11-	CKUB	120		CT1139 CT1139K2 CT1139WP6	FAN ALT, (-AC) ALT, (AC) 2.GEN, 14 V, 28 V 2.GEN, 230 V ALT, (Valeo), FOR ALT: 110A, OE-NO 06F903023M, FOR ALT: 140A, OE-NO 03L903023P, 03L903023L, FOR ALT: 180A, OE-NO 03L903023Q, 03L903023N MTR-CODE: CKUB, CKUC, CA MTR-CODE: CKUB, CKUC, CA MTR-CODE: CKUB, CKUC, CA, WP 4PK711 ELAST 6PK1080 6PK1613 6PK844 6PK976 AP9022
	10/11-	CKUC	105		CT1139 CT1139K2 CT1139WP6	FAN ALT, (-AC) ALT, (AC) 2.GEN, 14 V, 28 V 2.GEN, 230 V ALT, (Valeo), FOR ALT: 110A, OE-NO 06F903023M, FOR ALT: 140A, OE-NO 03L903023P, 03L903023L, FOR ALT: 180A, OE-NO 03L903023Q, 03L903023N MTR-CODE: CKUB, CKUC, CA MTR-CODE: CKUB, CKUC, CA MTR-CODE: CKUB, CKUC, CA, WP 4PK711 ELAST 6PK1080 6PK1613 6PK844 6PK976 AP9022
2.0 TDI 4motion	11/11-	CKUB	120	1968	CT1139 CT1139K2 CT1139WP6	FAN ALT, (-AC) ALT, (AC) 2.GEN, 14 V, 28 V 2.GEN, 230 V ALT, (Valeo), FOR ALT: 110A, OE-NO 06F903023M, FOR ALT: 140A, OE-NO 03L903023P, 03L903023L, FOR ALT: 180A, OE-NO 03L903023Q, 03L903023N MTR-CODE: CKUB, CKUC, CA MTR-CODE: CKUB, CKUC, CA MTR-CODE: CKUB, CKUC, CA, WP 4PK711 ELAST 6PK1080 6PK1613 6PK844 6PK976 AP9022
2.5 TDI	04/06-07/11	BJJ, CEBA	65	2461		AC ALT, (-AC) ALT, (2x ALT) ALT, (AC) ONLY WITH VD1002 4PK970 ELAST 6PK2000 6PK2523 6PK2585 MS06



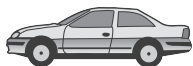


**VW**

**CRAFTER 30-35 Bus (2E\_)**

					ONLY WITH VD1002 ALT, (Bosch), FOR ALT: 110A, OE-NO 06F903023D, FOR ALT: 140A, OE-NO 06F903023F, FOR ALT: 180A, OE-NO 03G903023	MS42 AP9001
				CT1120 CT1120K1	CA CA	VD1002
04/06-	BJK, CEBB	80			ALT, (-AC) ALT, (2x ALT) ALT, (AC) ONLY WITH VD1002 ONLY WITH VD1002 ALT, (Bosch), FOR ALT: 110A, OE-NO 06F903023D, FOR ALT: 140A, OE-NO 06F903023F, FOR ALT: 180A, OE-NO 03G903023	6PK2000 6PK2523 6PK2585 MS06 MS42 AP9001
				CT1120 CT1120K1	CA CA	VD1002
	BJL, CECA	100			AC ALT, (-AC) ALT, (2x ALT) ALT, (AC) ONLY WITH VD1002 ONLY WITH VD1002 ALT, (Bosch), FOR ALT: 110A, OE-NO 06F903023D, FOR ALT: 140A, OE-NO 06F903023F, FOR ALT: 180A, OE-NO 03G903023	4PK970 ELAST 6PK2000 6PK2523 6PK2585 MS06 MS42 AP9001
				CT1120 CT1120K1	CA CA	VD1002
04/06-07/11	BJM, CECB	120			AC ALT, (-AC) ALT, (2x ALT) ALT, (AC) ONLY WITH VD1002 ONLY WITH VD1002 ALT, (Bosch), FOR ALT: 110A, OE-NO 06F903023D, FOR ALT: 140A, OE-NO 06F903023F, FOR ALT: 180A, OE-NO 03G903023	4PK970 ELAST 6PK2000 6PK2523 6PK2585 MS06 MS42 AP9001
				CT1120 CT1120K1	CA CA	VD1002
<b>CRAFTER 30-50 Kasten (2E_)</b>						
2.0 TDI						
05/11-	CKTB	80	1968		FAN ALT, (-AC) ALT, (AC) 2.GEN, 14 V, 28 V 2.GEN, 230 V ALT, (Valeo), FOR ALT: 110A, OE-NO 06F903023M, FOR ALT: 140A, OE-NO 03L903023P, 03L903023L, FOR ALT: 180A, OE-NO 03L903023Q, 03L903023N MTR-CODE: CKTB, CKTC, CA MTR-CODE: CKTB, CKTC, CA MTR-CODE: CKTB, CKTC, CA, WP	4PK711 ELAST 6PK1080 6PK1613 6PK844 6PK976 AP9022
				CT1139 CT1139K2 CT1139WP6		
	CKTC	100			FAN ALT, (-AC) ALT, (AC) 2.GEN, 14 V, 28 V 2.GEN, 230 V ALT, (Valeo), FOR ALT: 110A, OE-NO 06F903023M, FOR ALT: 140A, OE-NO 03L903023P, 03L903023L, FOR ALT: 180A, OE-NO 03L903023Q, 03L903023N MTR-CODE: CKTB, CKTC, CA MTR-CODE: CKTB, CKTC, CA MTR-CODE: CKTB, CKTC, CA, WP	4PK711 ELAST 6PK1080 6PK1613 6PK844 6PK976 AP9022
				CT1139 CT1139K2 CT1139WP6		
07/11-	CKUB	120			FAN ALT, (-AC) ALT, (AC) 2.GEN, 14 V, 28 V 2.GEN, 230 V ALT, (Valeo), FOR ALT: 110A, OE-NO 06F903023M, FOR ALT: 140A, OE-NO	4PK711 ELAST 6PK1080 6PK1613 6PK844 6PK976 AP9022



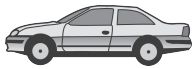


**VW**

**CRAFTER 30-50 Kasten (2E\_)**

					<p>03L903023P, 03L903023L, FOR ALT: 180A, OE-NO 03L903023Q, 03L903023N  <b>CT1139</b> MTR-CODE: CKUB, CKUC, CA  <b>CT1139K2</b> MTR-CODE: CKUB, CKUC, CA  <b>CT1139WP6</b> MTR-CODE: CKUB, CKUC, CA, WP</p>	
	10/11-	CKUC	105		<p>FAN            ALT, (-AC)            ALT, (AC)            2.GEN, 14 V, 28 V            2.GEN, 230 V            ALT, (Valeo), FOR ALT: 110A, OE-NO 06F903023M, FOR ALT: 140A, OE-NO 03L903023P, 03L903023L, FOR ALT: 180A, OE-NO 03L903023Q, 03L903023N  <b>CT1139</b> MTR-CODE: CKUB, CKUC, CA  <b>CT1139K2</b> MTR-CODE: CKUB, CKUC, CA  <b>CT1139WP6</b> MTR-CODE: CKUB, CKUC, CA, WP</p>	<p>4PK711 ELAST            6PK1080            6PK1613            6PK844            6PK976            AP9022</p>
2.0 TDI 4motion	11/11-	CKUB	120	1968	<p>FAN            ALT, (-AC)            ALT, (AC)            2.GEN, 14 V, 28 V            2.GEN, 230 V            ALT, (Valeo), FOR ALT: 110A, OE-NO 06F903023M, FOR ALT: 140A, OE-NO 03L903023P, 03L903023L, FOR ALT: 180A, OE-NO 03L903023Q, 03L903023N  <b>CT1139</b> MTR-CODE: CKUB, CKUC, CA  <b>CT1139K2</b> MTR-CODE: CKUB, CKUC, CA  <b>CT1139WP6</b> MTR-CODE: CKUB, CKUC, CA, WP</p>	<p>4PK711 ELAST            6PK1080            6PK1613            6PK844            6PK976            AP9022</p>
2.5 TDI	04/06-07/11	BJJ, CEBA	65	2461	<p>ALT, (-AC)            ALT, (2x ALT)            ALT, (AC)            ONLY WITH VD1002            ONLY WITH VD1002            ALT, (Bosch), FOR ALT: 110A, OE-NO 06F903023D, FOR ALT: 140A, OE-NO 06F903023F, FOR ALT: 180A, OE-NO 03G903023  <b>CT1120</b> CA  <b>CT1120K1</b> CA</p>	<p>6PK2000            6PK2523            6PK2585            MS06            MS42            AP9001            VD1002</p>
	04/06-	BJK, CEBB	80		<p>ALT, (-AC)            ALT, (2x ALT)            ALT, (AC)            ONLY WITH VD1002            ONLY WITH VD1002            ALT, (Bosch), FOR ALT: 110A, OE-NO 06F903023D, FOR ALT: 140A, OE-NO 06F903023F, FOR ALT: 180A, OE-NO 03G903023  <b>CT1120</b> CA  <b>CT1120K1</b> CA</p>	<p>6PK2000            6PK2523            6PK2585            MS06            MS42            AP9001            VD1002</p>
		BJL, CECA	100		<p>AC            ALT, (-AC)            ALT, (2x ALT)            ALT, (AC)            ONLY WITH VD1002            ONLY WITH VD1002            ALT, (Bosch), FOR ALT: 110A, OE-NO 06F903023D, FOR ALT: 140A, OE-NO 06F903023F, FOR ALT: 180A, OE-NO 03G903023  <b>CT1120</b> CA  <b>CT1120K1</b> CA</p>	<p>4PK970 ELAST            6PK2000            6PK2523            6PK2585            MS06            MS42            AP9001            VD1002</p>
	04/06-07/11	BJM, CECB	120		<p>AC            ALT, (-AC)            ALT, (2x ALT)            ALT, (AC)            ONLY WITH VD1002            ONLY WITH VD1002            ALT, (Bosch), FOR ALT: 110A, OE-NO 06F903023D, FOR ALT: 140A, OE-NO 06F903023F, FOR ALT: 180A, OE-NO 03G903023  <b>CT1120</b> CA</p>	<p>4PK970 ELAST            6PK2000            6PK2523            6PK2585            MS06            MS42            AP9001            VD1002</p>

VW



**VW**

**CRAFTER 30-50 Kasten (2E\_)**

					<b>CT1120K1</b>	CA	
--	--	--	--	--	-----------------	----	--

**CRAFTER 30-50 Pritsche/Fahrgestell (2F\_)**

2.0 TDI	05/11-	CKTB	80	1968	<b>CT1139</b> <b>CT1139K2</b> <b>CT1139WP6</b>	FAN ALT, (-AC) ALT, (AC) 2.GEN, 14 V, 28 V 2.GEN, 230 V ALT, (Valeo), FOR ALT: 110A, OE-NO 06F903023M, FOR ALT: 140A, OE-NO 03L903023P, 03L903023L, FOR ALT: 180A, OE-NO 03L903023Q, 03L903023N MTR-CODE: CKTB, CKTC, CA	4PK711 ELAST 6PK1080 6PK1613 6PK844 6PK976 AP9022
		CKTC	100			FAN ALT, (-AC) ALT, (AC) 2.GEN, 14 V, 28 V 2.GEN, 230 V ALT, (Valeo), FOR ALT: 110A, OE-NO 06F903023M, FOR ALT: 140A, OE-NO 03L903023P, 03L903023L, FOR ALT: 180A, OE-NO 03L903023Q, 03L903023N MTR-CODE: CKTB, CKTC, CA MTR-CODE: CKTB, CKTC, CA MTR-CODE: CKTB, CKTC, CA, WP	4PK711 ELAST 6PK1080 6PK1613 6PK844 6PK976 AP9022
	07/11-	CKUB	120		<b>CT1139</b> <b>CT1139K2</b> <b>CT1139WP6</b>	FAN ALT, (-AC) ALT, (AC) 2.GEN, 14 V, 28 V 2.GEN, 230 V ALT, (Valeo), FOR ALT: 110A, OE-NO 06F903023M, FOR ALT: 140A, OE-NO 03L903023P, 03L903023L, FOR ALT: 180A, OE-NO 03L903023Q, 03L903023N MTR-CODE: CKUB, CKUC, CA MTR-CODE: CKUB, CKUC, CA MTR-CODE: CKUB, CKUC, CA, WP	4PK711 ELAST 6PK1080 6PK1613 6PK844 6PK976 AP9022
	10/11-	CKUC	105			FAN ALT, (-AC) ALT, (AC) 2.GEN, 14 V, 28 V 2.GEN, 230 V ALT, (Valeo), FOR ALT: 110A, OE-NO 06F903023M, FOR ALT: 140A, OE-NO 03L903023P, 03L903023L, FOR ALT: 180A, OE-NO 03L903023Q, 03L903023N MTR-CODE: CKUB, CKUC, CA MTR-CODE: CKUB, CKUC, CA MTR-CODE: CKUB, CKUC, CA, WP	4PK711 ELAST 6PK1080 6PK1613 6PK844 6PK976 AP9022
2.0 TDI 4motion	11/11-	CKUB	120	1968	<b>CT1139</b> <b>CT1139K2</b> <b>CT1139WP6</b>	FAN ALT, (-AC) ALT, (AC) 2.GEN, 14 V, 28 V 2.GEN, 230 V ALT, (Valeo), FOR ALT: 110A, OE-NO 06F903023M, FOR ALT: 140A, OE-NO 03L903023P, 03L903023L, FOR ALT: 180A, OE-NO 03L903023Q, 03L903023N MTR-CODE: CKUB, CKUC, CA MTR-CODE: CKUB, CKUC, CA MTR-CODE: CKUB, CKUC, CA, WP	4PK711 ELAST 6PK1080 6PK1613 6PK844 6PK976 AP9022
						ALT, (-AC) ALT, (2x ALT) ALT, (AC) ONLY WITH VD1002 ONLY WITH VD1002 ALT, (Bosch), FOR ALT: 110A, OE-NO 06F903023D, FOR ALT: 140A, OE-NO 06F903023F, FOR ALT: 180A, OE-NO 03G903023	6PK2000 6PK2523 6PK2585 MS06 MS42 AP9001
2.5 TDI	04/06-07/11	BJJ, CEBA	65	2461	<b>CT1120</b> <b>CT1120K1</b>	CA CA	VD1002
	04/06-	BJK, CEBB	80			ALT, (-AC) ALT, (2x ALT) ALT, (AC) ONLY WITH VD1002	6PK2000 6PK2523 6PK2585 MS06





<b>VW</b>						
<b>CRAFTER 30-50 Pritsche/Fahrgestell (2F_)</b>						
						ONLY WITH VD1002 ALT, (Bosch), FOR ALT: 110A, OE-NO 06F903023D, FOR ALT: 140A, OE-NO 06F903023F, FOR ALT: 180A, OE-NO 03G903023 <b>MS42</b> <b>AP9001</b>  <b>VD1002</b>
					<b>CT1120</b> <b>CT1120K1</b>	CA CA
		BJL, CECA	100			AC ALT, (-AC) ALT, (2x ALT) ALT, (AC) ONLY WITH VD1002 ONLY WITH VD1002 ALT, (Bosch), FOR ALT: 110A, OE-NO 06F903023D, FOR ALT: 140A, OE-NO 06F903023F, FOR ALT: 180A, OE-NO 03G903023 <b>4PK970 ELAST</b> <b>6PK2000</b> <b>6PK2523</b> <b>6PK2585</b> <b>MS06</b> <b>MS42</b> <b>AP9001</b>  <b>VD1002</b>
					<b>CT1120</b> <b>CT1120K1</b>	CA CA
	04/06-07/11	BJM, CECB	120			AC ALT, (-AC) ALT, (2x ALT) ALT, (AC) ONLY WITH VD1002 ONLY WITH VD1002 ALT, (Bosch), FOR ALT: 110A, OE-NO 06F903023D, FOR ALT: 140A, OE-NO 06F903023F, FOR ALT: 180A, OE-NO 03G903023 <b>4PK970 ELAST</b> <b>6PK2000</b> <b>6PK2523</b> <b>6PK2585</b> <b>MS06</b> <b>MS42</b> <b>AP9001</b>  <b>VD1002</b>
					<b>CT1120</b> <b>CT1120K1</b>	CA CA
<b>DERBY (86)</b>						
0.9	02/77-09/81	HA	29	895		ALT, CH-NO 86A0087521⇒ ALT, ⇒CH-NO 86A0087520 CA CA
					<b>CT633</b> <b>CT633WP1</b>	
1.1	02/77-09/81	HB	37	1093		ALT, CH-NO 86A0087521⇒, ⇒09/1981 ALT, ⇒CH-NO 86A0087520 CA CA
					<b>CT633</b> <b>CT633WP1</b>	
1.3	02/77-09/81	HH	44	1272		ALT, CH-NO 86A0087521⇒, ⇒09/1981 ALT, ⇒CH-NO 86A0087520 CA CA
					<b>CT633</b> <b>CT633WP1</b>	
<b>DERBY (86C, 80)</b>						
1.0	10/81-12/84	GL	29	1043		ALT, CH-NO 86E0000000⇒ ALT, ⇒CH-NO 86D9999999 CA CA
					<b>CT633</b> <b>CT633WP1</b>	
	08/81-12/84	HZ	33			CH-NO ..-E-000 001⇒, ALT ⇒CH-NO ..-D-200 000, ALT
					<b>CT633</b> <b>CT633WP1</b>	
1.1	10/81-07/83	HB	37	1093		ALT CA CA
					<b>CT633</b> <b>CT633WP1</b>	
1.3	08/83-12/84	HK	40	1272		ALT, 10/1983⇒ ALT, ⇒09/1983 CA CA
					<b>CT633</b> <b>CT633WP1</b>	
	08/81-07/83	HH	44			ALT CA CA
					<b>CT633</b> <b>CT633WP1</b>	
	09/82-12/84	GK	55			ALT, 09/1983⇒ ALT, ⇒08/1983 CA CA
					<b>CT633</b> <b>CT633WP1</b>	
<b>EOS (1F7, 1F8)</b>						
1.4 TSI	11/07-	CAXA	90	1390		ALT, (-AC) ALT, (AC) ALT, (Bosch), FOR ALT: 140A, OE-NO 03C903023A ALT, (Bosch), FOR ALT: 140A, OE-NO 03C903023S ALT, (Valeo), FOR ALT: 140A, OE-NO 03C903023T <b>6PK1090</b> <b>6PK1733</b> <b>AP9009</b>  <b>AP9012</b>  <b>AP9012</b>
	05/08-	CAVD, CTHD	118			AIRC <b>5PK491</b>





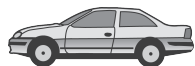


**VW**

EOS (1F7, 1F8)

Engine	Year	Code	Power (kW)	Power (hp)	Accessories	Part Numbers
					ALT, (-AC) ALT, (AC) ALT, (Bosch), FOR ALT: 140A, OE-NO 03C 903 023 A	<b>6PK1600</b> <b>6PK1698</b> <b>AP9012</b>
1.6 FSI	06/06-05/08	BLF	85	1598	ALT, PS, (-AC) ALT, PS, (AC)	<b>6PK1090</b> <b>6PK1733</b>
2.0 FSI	03/06-05/08	BVY, BVZ	110	1984	ALT, (AC) ALT, (-AC) CH-NO 1F-7-030001⇒, MTR-CODE: BVY, ALT, (Bosch), FOR ALT: 140A, OE-NO 06F903023F ALT, (Valeo), FOR ALT: 140A, OE-NO 06F903023C ALT, (Bosch), FOR ALT: 110A, OE-NO 06F903023L, FOR ALT: 140A, OE-NO 06F903023N, CH-NO 1F-7-030001⇒ ALT, (Valeo), FOR ALT: 110A, OE-NO 06F903023M, FOR ALT: 140A, OE-NO 06F903023P, CH-NO 1F-7-030001⇒	<b>6PK1045</b> <b>6PK900</b> <b>AP9001</b>  <b>AP9001</b>  <b>AP9022</b>  <b>AP9022</b>  <b>VD1107</b>
					<b>CT1088</b> <b>CT1088K1</b> CA CA	
2.0 TDI	05/08-	CFFA	100	1968	ALT, (Bosch), FOR ALT: 140A, OE-NO 06F903023F ALT, (Valeo), FOR ALT: 140A, OE-NO 06F903023C, 03L903023F	<b>AP9001</b>  <b>AP9001</b>
	06/06-05/08	BMM	103		ALT, PS, (AC) ALT, PS, (AC) ONLY WITH VD1076 CH-NO 1F-7-030001⇒, ALT, (Bosch), FOR ALT: 110A, OE-NO 06F903023D, FOR ALT: 140A, OE-NO 06F903023F ALT, (Valeo), FOR ALT: 110A, OE-NO 06F903023E, FOR ALT: 140A, OE-NO 06F903023C ALT, (Bosch), FOR ALT: 110A, OE-NO 06F903023L, FOR ALT: 140A, OE-NO 06F903023N, CH-NO 1F-7-030001⇒, MTR-CODE: BUB ALT, (Valeo), FOR ALT: 110A, OE-NO 06F903023M, FOR ALT: 140A, OE-NO 06F903023P, CH-NO 1F-7-030001⇒, MTR-CODE: BUB	<b>6PK1050</b> <b>6PK1050D2</b> <b>MS18</b> <b>AP9001</b>  <b>AP9001</b>  <b>AP9022</b>  <b>AP9022</b>  <b>VD1076</b>
					<b>CT1028</b> <b>CT1028K3</b> <b>CT1028WP4</b> CA, WP CA, WP CA, WP	
2.0 TDI 16V	05/08-	CBAB, CFFB	103	1968	MTR-CODE: CBAA, CBAB, CFFA, CFFB, ALT, (AC) MTR-CODE: CBAA, CBAB, CFFA, CFFB, ALT, (-AC) MTR-CODE: CBAA, CBAB, CFFA, CFFB, ALT, (-AC) ALT, (Bosch), FOR ALT: 140A, OE-NO 06F903023F ALT, (Valeo), FOR ALT: 140A, OE-NO 06F903023C, 03L903023F MTR-CODE: CBAA, CBAB, ⇒MODEL '10 MTR-CODE: CBAA, CBAB, MODEL '11⇒ MTR-CODE: CFFA, CFFB	<b>6PK1070</b>  <b>6PK842 ELAST</b>  <b>6PK842 ELAST</b> <b>T1</b> <b>AP9001</b>  <b>AP9001</b>  <b>VD1076</b> <b>VD1111</b> <b>VD1111</b>
					<b>CT1134</b> <b>CT1134K1</b> <b>CT1134WP2</b> <b>CT1139</b> <b>CT1139K1</b> <b>CT1139K2</b> <b>CT1139WP4</b>  <b>CT1139WP6</b> MTR-CODE: CBAA, CBAB, CA MTR-CODE: CBAA, CBAB, CA MTR-CODE: CBAA, CBAB, CA, WP MTR-CODE: CFFA, CFFB, CA MTR-CODE: CFFA, CFFB, CA, ⇒11/2010 MTR-CODE: CFFA, CFFB, CA, 12/2010⇒ MTR-CODE: CFFA, CFFB, CA, WP, ⇒11/2010 MTR-CODE: CFFA, CFFB, CA, WP, 12/2010⇒	
2.0 TFSI	03/06-	BWA, BPY, CAWB, CCTA, CBFA, CCZA	147	1984	MTR-CODE: BWA, BPY, ALT MTR-CODE: CBFA, CAWB, CCZA, CCTA, ALT MTR-CODE: BWA, CH-NO 1F-7-030001⇒ ALT, (Bosch), FOR ALT: 140A, OE-NO 06F903023F ALT, (Valeo), FOR ALT: 140A, OE-NO 06F903023C	<b>6PK1054</b> <b>6PK1120</b>  <b>AP9001</b> <b>AP9001</b>  <b>AP9001</b>





**VW**

**EOS (1F7, 1F8)**

						MTR-CODE: CAWB, CCTA, CCZA ALT, (Bosch), FOR ALT: 140A, OE-NO 06B903016AB ALT, (Valeo), FOR ALT: 140A, OE-NO 06D903016A, 06J903023C ALT, (Bosch), FOR ALT: 110A, OE-NO 06F903023L, FOR ALT: 140A, OE-NO 06F903023N, CH-NO 1F-7-030001⇒, MTR-CODE: BWA ALT, (Valeo), FOR ALT: 110A, OE-NO 06F903023M, FOR ALT: 140A, OE-NO 06F903023P, CH-NO 1F-7-030001⇒, MTR-CODE: BWA MTR-CODE: BWA, BPY, CA MTR-CODE: BWA, BPY, CA WP, MTR-CODE: CBFA, CAWB, CCZA, CCTA	AP9009 AP9009 AP9009 AP9022 AP9022
2.0 TSI	11/09-	CCZB	155	1984	CT1088 CT1088K1 CT1143	ALT ALT, (Bosch), FOR ALT: 140A, OE-NO 06B903016AB ALT, (Valeo), FOR ALT: 140A, OE-NO 06J903023C WP, MTR-CODE: CCZB	6PK1120 AP9009 AP9009
3.2 V6	06/06-	BUB, CBRA	184	3189	CT1143	ALT, PS, AC, CH-NO 1F-7-022 287⇒ ALT, PS, AC, ⇒CH-NO 1F-7-022 286 ALT, (Bosch), FOR ALT: 110A, OE-NO 06F903023D, FOR ALT: 140A, OE-NO 06F903023F, MTR-CODE: BUB ALT, (Valeo), FOR ALT: 110A, OE-NO 06F903023E, FOR ALT: 140A, OE-NO 06F903023C, MTR-CODE: BUB ALT, (Bosch), FOR ALT: 110A, OE-NO 06F903023L, FOR ALT: 140A, OE-NO 06F903023F, 06F903023N, CH-NO 1F-7-030001⇒, MTR-CODE: BUB ALT, (Valeo), FOR ALT: 110A, OE-NO 06F903023M, FOR ALT: 140A, OE-NO 06F903023P, CH-NO 1F-7-030001⇒, MTR-CODE: BUB	6PK1613 6PK1623 AP9001 AP9001 AP9022 AP9022
3.6 V6	05/09-	CDVA	191	3597		ALT ALT, (Bosch), FOR ALT: 140A, OE-NO 06F903023N ALT, (Valeo), FOR ALT: 140A, OE-NO 06F903023P	6PK1613 AP9022 AP9022

**FOX (5Z1, 5Z3)**

1.0	10/03-	AQZ, BNX, BJE	53	999		ALT, (PS), (-AC), ⇒CH-NO 5Z-6P002 625, 5Z-64157 000 ALT, (PS), (-AC), CH-NO 5Z-6P002 626⇒, 5Z-64157 001⇒ ALT, (AC) ALT, (-PS), (-AC) CA	6PK1070 6PK1165 6PK1698 6PK759
	04/08-	CCNA	54		CT846	ALT, (PS), (-AC), ⇒CH-NO 5Z-6P002 625, 5Z-64157 000 ALT, (PS), (-AC), CH-NO 5Z-6P002 626⇒, 5Z-64157 001⇒ ALT, (AC) ALT, (-PS), (-AC) CA	6PK1070 6PK1165 6PK1698 6PK759
1.0 Alcohol	10/03-	BNX, BJE	53	999	CT846	ALT, (PS), (-AC), ⇒CH-NO 5Z-6P002 625, 5Z-64157 000 ALT, (PS), (-AC), CH-NO 5Z-6P002 626⇒, 5Z-64157 001⇒ ALT, (AC) ALT, (-PS), (-AC) CA	6PK1070 6PK1165 6PK1698 6PK759
1.0 Total Flex	03/08-	CCNA	54	999	CT846	ALT, (PS), (-AC), ⇒CH-NO 5Z-6P002 625, 5Z-64157 000 ALT, (PS), (-AC), CH-NO 5Z-6P002 626⇒, 5Z-64157 001⇒ ALT, (AC) ALT, (-PS), (-AC) CA	6PK1070 6PK1165 6PK1698 6PK759
1.2	04/05-	BMD, CHFB	40	1198	CT846	ALT, PS, (-AC) ALT, PS, AC ALT, MTR-CODE: BMD, CHFB (Valeo), FOR ALT: 70A, OE-NO 03D903025H, FOR ALT: 90A, OE-NO	6PK1453 6PK1873 AP9006 AP9006



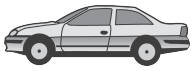

**VW**
**FOX (5Z1, 5Z3)**

						03D903025J	
	09/10-	CHFA	44			ALT, (-AC) ALT, (AC) ALT, (Bosch), FOR ALT: 90A, OE-NO 03D903025J ALT, (Valeo), FOR ALT: 70A, OE-NO 03D903025H	6PK1453 6PK1873 AP9006 AP9006
1.4	04/05-	BKR	55	1390	CT846 CT846K2	ALT, (AC) ALT, (-AC) CA, WP CA	6PK1080 6PK759
1.4 TDI	04/05-	BNM	51	1422	CT1028 CT1028K3 CT1028WP3	ALT, (-AC) ALT, AC ALT, (Bosch), FOR ALT: 70A, OE-NO 045903023B, FOR ALT: 90A, OE-NO 038903018R, 045903023 ALT, (Bosch), FOR ALT: 70A, OE-NO 045903023C CA CA CA	6PK858 6PK995 AP9001 AP9022
1.6	10/03-	BAH, BPA, BLH, CCRA, CFZA	74	1598	CT846 CT846K2	ALT, (PS), (-AC), ⇒CH-NO 5Z-6P002 625, 5Z-64157 000 ALT, (PS), (-AC), CH-NO 5Z-6P002 626⇒, 5Z-64157 001⇒ ALT, (AC) ALT, (-PS), (-AC) CA CA	6PK1070 6PK1165 6PK1698 6PK759
1.6 Total Flex	10/03-	BPA, CCRA, BJA	74	1598	CT846	ALT, (PS), (-AC), ⇒CH-NO 5Z-6P002 625, 5Z-64157 000 ALT, (PS), (-AC), CH-NO 5Z-6P002 626⇒, 5Z-64157 001⇒ ALT, (AC) ALT, (-PS), (-AC) CA	6PK1070 6PK1165 6PK1698 6PK759
1.9 D	12/07-	ASY	47	1896	CT1044 CT1044K2	ALT, (AC) CA CA	6PK1095

**GOLF I (17)**

1.1	04/74-07/83	GG, FA	37	1093	CT633 CT633WP1	ALT, CH-NO 17A0279404⇒ ALT, ⇒CH-NO 17A0279403 CA CA	AVX10X685 AVX10X695
	01/81-07/83	FJ	38		CT633 CT633WP1	ALT, CH-NO 17A0279404⇒ ALT, ⇒CH-NO 17A0279403 CA CA	AVX10X685 AVX10X695
		HC	44		CT633	ALT, CH-NO 17A0279404⇒ ALT, ⇒CH-NO 17A0279403 CA	AVX10X685 AVX10X695
1.3	08/79-07/83	GF	44	1272	CT633 CT633WP1	ALT, CH-NO 17A0279404⇒, ⇒07/1983 ALT, ⇒CH-NO 17A0279403 CA CA	AVX10X685 AVX10X695
1.5	08/77-07/83	JB	51	1457	CT637	AC, CH-NO 1773262001⇒, ⇒CH-NO 1773800000 ALT, (AIRC) AIRC ALT, (AC), CH-NO 1773800001⇒ ALT, (AC), ⇒CH-NO 1773800000 AC, CH-NO 1773800001⇒ AC, ⇒CH-NO 1773262000 CA	AVX10X1125 AVX10X1150 AVX10X825 AVX10X850 AVX10X950 AVX13X1050 AVX13X1125
	04/74-12/75	FH		1471	CT637	AC, CH-NO 1773262001⇒, ⇒CH-NO 1773800000 ALT, (AIRC) AIRC ALT, (AC), CH-NO 1773800001⇒ ALT, (AC), ⇒CH-NO 1773800000 AC, CH-NO 1773800001⇒ AC, ⇒CH-NO 1773262000 CA	AVX10X1125 AVX10X1150 AVX10X825 AVX10X850 AVX10X950 AVX13X1050 AVX13X1125
1.5 D	08/76-07/80	CK	37	1471	CT513 CT513K1	ALT AC CA CA	AVX10X875 AVX13X950
1.6	08/75-02/84	EM, FN, FP	55	1588		AC, CH-NO 1773262001⇒, ⇒CH-NO	AVX10X1125





**VW**

**GOLF I (17)**

						ALT, (AIRC) AIRC ALT, (AC) ALT, ⇨CH-NO 1773800000, (AC) AC, ⇨CH-NO 1773262000 CA CA	AVX10X1150 AVX10X825 AVX10X850 AVX10X950 AVX13X1125
	01/83-02/84	EW, HN		1595	CT637 CT637K1	ALT, 01/1984⇨, (AC) PS, CH-NO 15M009001⇨, (AC) PS, 01/1984⇨ ALT, 01/1984⇨, (PS) ALT, 01/1984⇨ AC, 01/1984⇨, ⇨CH-NO 15E007195 AC, CH-NO 15E007196⇨ CA	AVX10X625 AVX10X625 AVX10X725 AVX10X865 AVX10X950 AVX13X1025 AVX13X950
1.6 D	08/80-07/83	CR, JK	40	1588	CT637 CT513 CT513K1	ALT AC CA CA	AVX10X875 AVX13X950
1.6 GTI	08/76-07/82	EG	81	1588	CT637 CT637K1	AC, CH-NO 1773262001⇨, ⇨CH-NO 1773800000 ALT, (AIRC) AIRC ALT, (AC) ALT ALT, ⇨CH-NO 1773800000, (AC) ALT AC, CH-NO 1773800001⇨ AC, ⇨CH-NO 1773262000 CA CA	AVX10X1125 AVX10X1150 AVX10X825 AVX10X850 AVX10X940 AVX10X950 AVX10X950 AVX13X1050 AVX13X1125
1.6 TD	03/82-07/83	CY	51	1588	CT513 CT513K1	ALT AC CA CA	AVX10X875 AVX13X950
1.8 GTI	08/82-12/83	DX, JJ	82	1781	CT637 CT637K1	ALT, ⇨12/1983, (AC) ALT, ⇨12/1983 AC, ⇨12/1983 CA CA	AVX10X850 AVX10X940 AVX13X1025

**GOLF I Cabriolet (155)**

1.3	08/83-07/86	HK	40	1272	CT633 CT633WP1	ALT, CH-NO MB000001⇨, MW000001⇨ ALT, ⇨CH-NO LW990000, LB300000 CA CA	11,9X710Ld AVX10X685
1.5	01/79-11/83	JB	51	1457	CT637 CT637K1	AC, CH-NO 1773262001⇨, ⇨CH-NO 1773800000 ALT, ⇨12/1980, (AIRC) AIRC, ⇨12/1980 ALT, (AC), ⇨12/1980, CH-NO 1773800001⇨ ALT, 01/1981⇨ ALT, 09/1981⇨ ALT, ⇨CH-NO 1773800000 AC, 01/1981⇨ AC, ⇨12/1980, CH-NO 1773800001⇨ AC, ⇨CH-NO 1773262000, ⇨12/1980 CA CA	AVX10X1125 AVX10X1150 AVX10X825 AVX10X850 AVX10X850 AVX10X940 AVX10X950 AVX13X1025 AVX13X1050 AVX13X1125
1.6	04/86-02/90	RE	53	1595	CT637 CT637K1	ALT, (AC) PS, CH-NO 15M009001⇨, (AC) PS ALT, (PS) ALT AC, ⇨CH-NO 15E007195 AC, CH-NO 15E007196⇨ CA CA	AVX10X625 AVX10X625 AVX10X725 AVX10X865 AVX10X950 AVX13X1025 AVX13X950
	08/83-04/92	EW, HN	55		CT637 CT637K1	ALT, 01/1984⇨, (AC) PS, CH-NO 15M009001⇨, (AC) PS, 01/1984⇨ ALT, 01/1984⇨, (PS) ALT, 01/1984⇨ AC, 01/1984⇨, ⇨CH-NO 15E007195 AC, CH-NO 15E007196⇨ CA CA	AVX10X625 AVX10X625 AVX10X725 AVX10X865 AVX10X950 AVX13X1025 AVX13X950
	08/79-07/82	EG	81	1588		AC, CH-NO 1773262001⇨, ⇨CH-NO	AVX10X1125



VW



**VW**

**GOLF I Cabriolet (155)**

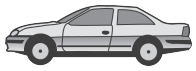
					1773800000 ALT, (AIRC), ⇒12/1980 AIRC, ⇒12/1980 ALT, (AC) ALT ALT, ⇒CH-NO 1773800000, (AC) ALT, ⇒12/1980 AC AC, ⇒CH-NO 1773262000 CA CA CA	AVX10X1150 AVX10X825 AVX10X850 AVX10X940 AVX10X950 AVX10X950 AVX13X1025 AVX13X1125
	08/83-07/87	EWA	51	1595	CT637 CT637K1 ALT, (AC) PS ALT, (PS), (-AC) ALT, (-PS), (-AC) AC, ⇒CH-NO 15-E-007 195 AC, CH-NO 15-E-007 196⇒ CA CA CA	AVX10X630 AVX10X730 AVX10X865 AVX10X950 AVX13X1030 AVX13X947
1.8	08/83-09/92	EX	66	1781	CT637 CT637K1 ALT, 01/1984⇒, (AC) PS, CH-NO 15M009001⇒, (AC) PS, 01/1984⇒ ALT, 01/1984⇒, (PS) ALT, 01/1984⇒ AC, 01/1984⇒, ⇒CH-NO 15E007195 AC, CH-NO 15E007196⇒ CA CA CA	AVX10X625 AVX10X625 AVX10X725 AVX10X865 AVX10X950 AVX13X1025 AVX13X950
	08/83-04/93	JH	70		CT637 CT637K1 ALT, 01/1984⇒, (AC) PS, CH-NO 15M009001⇒, (AC) PS, 01/1984⇒ ALT, 01/1984⇒, (PS) ALT, 01/1984⇒ AC, 01/1984⇒, ⇒CH-NO 15E007195 AC, CH-NO 15E007196⇒ CA CA CA	AVX10X625 AVX10X625 AVX10X725 AVX10X865 AVX10X950 AVX13X1025 AVX13X950
	08/82-12/89	DX, EV, PB	82		CT637 CT637K1 ALT, 01/1984⇒, (AC) PS, CH-NO 15M009001⇒, (AC) PS, 01/1984⇒ ALT, ⇒12/1983, (AC) ALT, 01/1984⇒, (PS) ALT, ⇒12/1983 ALT, 01/1984⇒ AC, ⇒CH-NO 15E007195 AC, CH-NO 15E007196⇒ CA CA CA	AVX10X625 AVX10X625 AVX10X725 AVX10X850 AVX10X865 AVX10X940 AVX10X950 AVX13X1025 AVX13X950
	08/89-03/93	2H	72		CT637 CT637K1 ALT, (AC) PS, CH-NO 15-M-009 001⇒ PS, ⇒CH-NO 15-M-009 000 ALT, (PS) ALT, (-AC) AC, ⇒CH-NO 15-E-007 195 AC, CH-NO 15-E-007 196⇒ CA CA CA	AVX10X630 AVX10X635 AVX10X735 AVX10X865 AVX10X950 AVX13X1030 AVX13X950
	08/83-12/92	DX	82		CT637 CT637K1 ALT, 01/1984⇒, (AC) PS, CH-NO 15M009001⇒, (AC) PS, 01/1984⇒ ALT, ⇒12/1983, (AC) ALT, 01/1984⇒, (PS) ALT, ⇒12/1983 ALT, 01/1984⇒ AC, ⇒CH-NO 15E007195 AC, CH-NO 15E007196⇒ CA CA CA	AVX10X625 AVX10X625 AVX10X725 AVX10X850 AVX10X865 AVX10X940 AVX10X950 AVX13X1025 AVX13X950
<b>GOLF II (19E, 1G1)</b>						
1.0	11/83-08/85	GN	33	1043	CT633 CT633WP1 ALT, CH-NO MB000001⇒, MW000001⇒ ALT, ⇒CH-NO LW990000, LB300000 CA CA CA	11,9X710Ld AVX10X685
	08/85-10/91	HZ	37		CT629 CT629WP1 CT633 ALT, CH-NO MB000001⇒, MW000001⇒ ALT, ⇒CH-NO LW990000, LB300000 CA, MTR-NO HZ786023⇒ CA, MTR-NO HZ786023⇒ CA, ⇒MTR-NO HZ786022	11,9X710Ld AVX10X685





<b>VW</b>							
<b>GOLF II (19E, 1G1)</b>							
1.3	08/83-06/87	MH, HK	40	1272	<b>CT633WP1</b>	CA, ⇒MTR-NO HZ786022	
					<b>CT633</b> <b>CT633WP1</b>	ALT, CH-NO MB000001⇒, MW000001⇒ ALT, ⇒CH-NO LW990000, LB300000 CA CA	<b>11,9X710Ld</b> <b>AVX10X685</b>
	08/85-12/87	NU	37		<b>CT633</b>	ALT, CH-NO MB000001⇒, MW000001⇒ ALT, ⇒CH-NO LB300000, LW990000 CA	<b>11,9X710Ld</b> <b>AVX10X690</b>
	08/83-10/86	GT	43		<b>CT633</b>	ALT CA	<b>AVX10X675</b>
1.3 KAT	06/86-12/92	MH, NZ, 2G	40	1272	<b>CT629</b> <b>CT629WP1</b> <b>CT629WP1</b> <b>CT633</b> <b>CT633</b> <b>CT633WP1</b> <b>CT633WP1</b>	ALT, CH-NO MB000001⇒, MW000001⇒ ALT, ⇒CH-NO LW990000, LB300000 CA, MTR-CODE: NZ, MTR-NO NZ200001⇒ MTR-CODE: 2G, MTR-NO 2G262740⇒ CA, MTR-CODE: NZ, MTR-NO 200001⇒ MTR-CODE: 2G, MTR-NO 262740⇒ CA, MTR-CODE: MH MTR-CODE: NZ, ⇒MTR-NO NZ200000 MTR-CODE: 2G, ⇒MTR-NO 2G262739 CA, MTR-CODE: NZ, ⇒MTR-NO 200000 MTR-CODE: 2G, ⇒MTR-NO 262739	<b>11,9X710Ld</b> <b>AVX10X685</b>
	10/86-12/92	PN	51	1595	<b>CT637</b> <b>CT637K1</b>	ALT, (PS) ALT, (AC) PS ALT, (-PS), (-AC) AC CA CA	<b>11,2X866Ld</b> <b>AVX10X630</b> <b>AVX10X730</b> <b>AVX10X950</b> <b>AVX13X950</b>
	02/86-10/91	RF	53		<b>CT637</b> <b>CT637K1</b>	ALT, (PS) ALT, (AC) PS ALT AC CA CA	<b>11,2X866Ld</b> <b>AVX10X630</b> <b>AVX10X730</b> <b>AVX10X950</b> <b>AVX13X950</b>
	08/83-07/92	EZ, ABN, HM	55		<b>CT637</b> <b>CT637K1</b>	ALT, (PS) ALT, (AC) PS ALT, 07/1985⇒ AC CA CA	<b>11,2X866Ld</b> <b>AVX10X630</b> <b>AVX10X730</b> <b>AVX10X950</b> <b>AVX13X950</b>
	08/86-07/91	EZA, PN	51		<b>CT637</b> <b>CT637K1</b>	ALT, (AC) PS ALT, (PS) ALT, (-PS), (-AC) AC CA CA	<b>AVX10X630</b> <b>AVX10X730</b> <b>AVX10X865</b> <b>AVX10X950</b> <b>AVX13X950</b>
	08/83-10/91	JP, ME	40	1588	<b>CT513</b> <b>CT513K1</b>	ALT, ⇒CH-NO F350000, (AC) ALT, (AC), ⇒CH-NO F350001 PS ALT AC CA CA	<b>AVX10X685</b> <b>AVX10X700</b> <b>AVX10X735</b> <b>AVX10X965</b> <b>AVX13X950</b>
1.6 TD	08/83-10/91	JR, MF	51	1588	<b>CT513</b> <b>CT513K1</b>	ALT, (AC), ⇒CH-NO F350000 ALT, (AC), CH-NO F350001⇒ PS ALT AC CA CA	<b>AVX10X685</b> <b>AVX10X700</b> <b>AVX10X735</b> <b>AVX10X965</b> <b>AVX13X950</b>
	04/89-10/91	RA, SB	59		<b>CT513</b> <b>CT513K1</b>	PS ALT, (AC) ALT AC CA CA	<b>11,2X866Ld</b> <b>AVX10X695</b> <b>AVX10X965</b> <b>AVX13X950</b>
	08/89-10/91	1V	44	1589	<b>CT513</b> <b>CT513K1</b>	ALT ALT, ⇒CH-NO F350000, (AC) ALT, (AC), ⇒CH-NO F350001 PS AC CA CA	<b>11,9X950Ld</b> <b>AVX10X685</b> <b>AVX10X700</b> <b>AVX10X735</b> <b>AVX13X950</b>
1.8	08/86-01/90	RH	62	1781	<b>CT513</b> <b>CT513K1</b>	ALT, (PS)	<b>11,2X866Ld</b>





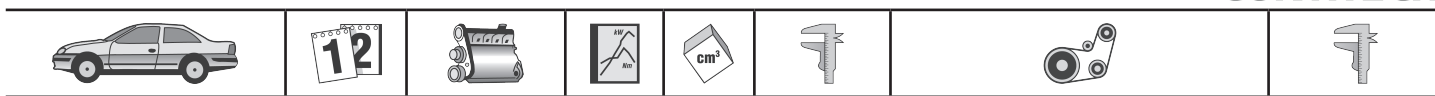
**VW**

GOLF II (19E, 1G1)



						ALT, (AC) ALT, (PS), (AC) PS ALT AC CA CA	AVX10X630 AVX10X630 AVX10X730 AVX10X950 AVX13X950
	08/84-10/91	GX, HV, GU	66			ALT, (PS) ALT, (AC) PS, CH-NO 15M009001⇒ PS, ⇒CH-NO 15M009000 ALT AC, ⇒CH-NO 15E007195 AC, CH-NO 15E007196⇒ CA CA	11,2X866Ld AVX10X630 AVX10X630 AVX10X730 AVX10X950 AVX13X1025 AVX13X950
1.8 GTI	08/83-10/91	DX, EV, GZ, PB	82	1781		ALT, (PS) ALT, (AC) PS ALT, ⇒07/1985 ALT, 07/1985⇒ AC CA CA	11,2X866Ld AVX10X630 AVX10X730 AVX10X940 AVX10X950 AVX13X950
	01/85-07/85	HT, RV	77			PS ALT AC CA CA	AVX10X730 AVX10X950 AVX13X950
	08/85-10/87	RD	79			ALT, (PS) ALT, (AC) ALT, (AC), (PS) PS ALT AC CA CA, ENGINE: 16V	11,2X866Ld AVX10X630 AVX10X630 AVX10X730 AVX10X950 AVX13X950
1.8 GTI 16V	02/86-10/91	PL	95	1781		ALT, (PS) ALT, (AC) PS ALT, ⇒08/1987 ALT, 08/1987⇒ AC CA CA	11,2X866Ld AVX10X630 AVX10X730 AVX10X940 AVX10X950 AVX13X950
	02/86-06/90	KR	102			ALT, (PS) ALT, (AC) PS ALT, ⇒08/1987 ALT, 08/1987⇒ AC CA CA	11,2X866Ld AVX10X630 AVX10X730 AVX10X940 AVX10X950 AVX13X950
1.8 GTI G60	04/90-07/91	PG	118	1781		ALT ALT, AC PS PS, (AC) G-COMPR CA CA	6PK1653 6PK1760 AVX10X666 AVX10X735
1.8 GTI G60 Syncro	08/88-07/91	1H, PG	118	1781		ALT ALT, AC PS PS, (AC) G-COMPR CA	6PK1653 6PK1760 AVX10X666 AVX10X735
1.8 GTI KAT	01/87-10/91	PF	79	1781		ALT, (PS) ALT, (AC) PS ALT AC CA CA CA, ENGINE: 16V	11,2X866Ld AVX10X630 AVX10X730 AVX10X950 AVX13X950
1.8 i KAT	08/87-10/91	GX, RP	66	1781		ALT, (PS) ALT, (AC) ALT, (PS), (AC) PS	11,2X866Ld AVX10X630 AVX10X630 AVX10X730





<b>VW</b>						
<b>GOLF II (19E, 1G1)</b>						
					CT637 CT637K1	ALT AC CA CA AVX10X950 AVX13X950
1.8 i Syncro KAT	08/87-10/91	RP	66	1781	CT637 CT637K1	ALT, (PS) ALT, (AC) ALT, (PS), (AC) PS ALT AC CA CA 11,2X866Ld AVX10X630 AVX10X630 AVX10X730 AVX10X950 AVX13X950
1.8 Syncro	02/86-07/91	GX, GU	66	1781	CT637 CT637K1	ALT, (PS) ALT, (AC) ALT, (PS), (AC) PS ALT AC CA CA 11,2X866Ld AVX10X630 AVX10X630 AVX10X730 AVX10X950 AVX13X950
	08/88-07/91	1P	72		CT637 CT637K1	ALT, (PS) ALT, (AC) PS ALT AC CA CA 11,2X866Ld AVX10X630 AVX10X730 AVX10X950 AVX13X950
<b>GOLF III (1H1)</b>						
1.3	08/91-07/92	2G	40	1272	CT629 CT629WP1	ALT, CH-NO 1G-M-368 061⇒ ALT, ⇒CH-NO 1G-M-368 060 CA CA 11,9X793Ld AVX10X675
1.4	11/91-08/97	ABD, AEX	40	1390	CT629 CT629WP1 CT846 CT846K1 CT846WP3	PS, (AC) ALT, (PS), CH-NO F1H-S-120 001⇒, MTR-CODE: ABU, ABD, AEA, AEX ALT, PS, ⇒CH-NO F1H-S-120 000, MTR-CODE: ABD, ABU ALT, AC ALT CA, MTR-CODE: ABD CA, MTR-CODE: ABD CA, MTR-CODE: AEX CA, MTR-CODE: AEX CA, MTR-CODE: AEX 11,5X755Ld 6PK1070 6PK1100 6PK1153 6PK737
	10/91-08/97		44		CT629 CT629WP1 CT846 CT846K1 CT846WP3	PS, (AC) ALT, PS, MTR-CODE: ABD, AEX, AEA, ABU, CH-NO F1H-S-120 001⇒, (-AC) ALT, PS, MTR-CODE: ABD, ABU, ⇒CH-NO 1H-S-120 000, (-AC) ALT, AC ALT, ⇒07/1995, (-PS) ALT, 01/1995⇒, (-PS) CA, ⇒07/1995, MTR-CODE: ABD CA, ⇒07/1995, MTR-CODE: ABD CA, 07/1995⇒, MTR-CODE: AEX CA, MTR-CODE: AEX CA, MTR-CODE: AEX 11,5X755Ld 6PK1070 6PK1100 6PK1153 6PK737 6PK751
1.6	09/92-08/97	AEA, ABU, AEE	55	1598	CT732 CT732WP1 CT847 CT847K1 CT847WP1	PS, (-TENS DAMPER), MTR-CODE: ABU, AEA ALT, PS, MTR-CODE: AEA, (TENS DAMPER), CH-NO 1H-S-120 001⇒ MTR-CODE: AEE, ALT, PS, (-AC) ALT, PS, MTR-CODE: ABU, AEA, (TENS DAMPER), ⇒CH-NO 1H-S-120 000 MTR-CODE: AEE, ALT, PS, (AC) ALT, MTR-CODE: ABU, (-TENS DAMPER), (-PS) MTR-CODE: ABU, AEA, ALT, (-TENS DAMPER), (PS) MTR-CODE: ABU, AEA, ALT, FOR ALT: 120A CA, MTR-CODE: ABU, ⇒12/1994 CA, MTR-CODE: ABU, ⇒12/1994 CA, MTR-CODE: AEA, AEE, 01/1995⇒ CA, MTR-CODE: AEA, AEE, 01/1995⇒ CA, MTR-CODE: AEA, AEE, 01/1995⇒ 11,5X685Ld 6PK1070 6PK1070 6PK1100 6PK1153 6PK737 6PK894 6PK976
	07/95-08/97	AEK, AFT, AKS	74	1595		PS PS, (AC) 11,5X685Ld 11,5X755Ld

**VW**





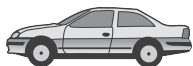
**VW**

**GOLF III (1H1)**



					ALT, (AUTOM-TP), CH-NO 1H-T-240 001⇒ ALT, AC ALT, (MANL-TP) ALT, (AUTOM-TP), ⇒CH-NO 1H-T-240 000 CA CA	<b>6PK1033</b> <b>6PK1153</b> <b>6PK894</b> <b>6PK976</b>
1.8	11/91-08/97	AAM	55	1781	<b>CT848</b> <b>CT848K4</b> PS, (-AC) PS, (AC) 2.FAN 2.FAN ALT, (-AC), FOR ALT: 120A, CH-NO 1H-T-240 001⇒ ALT, (AC) ALT, (-AC) ALT, (-AC), FOR ALT: 120A, ⇒CH-NO 1H-T-240 000 CA, ⇒07/1994 CA, ⇒07/1994 CA, 08/1994⇒ CA, 08/1994⇒	<b>11,5X685Ld</b> <b>11,5X755Ld</b> <b>2PJ800</b> <b>2PJ860</b> <b>6PK1033</b> <b>6PK1153</b> <b>6PK894</b> <b>6PK976</b>
		ACC, ABS, ADZ	66		<b>CT637</b> <b>CT637K1</b> <b>CT848</b> <b>CT848K4</b> PS PS, (AC) 2.FAN 2.FAN ALT, (AUTOM-TP), CH-NO 1H-T-240 001⇒ ALT, AC ALT, (MANL-TP) ALT, (AUTOM-TP), ⇒CH-NO 1H-T-240 000 CA, ⇒MODEL '94 CA, ⇒MODEL '94 CA, MODEL '95⇒ CA, MODEL '95⇒	<b>11,5X685Ld</b> <b>11,5X755Ld</b> <b>2PJ800</b> <b>2PJ860</b> <b>6PK1033</b> <b>6PK1153</b> <b>6PK894</b> <b>6PK976</b>
1.8 Syncro (1HX1)	01/93-08/97	ABS, ADZ	66	1781	<b>CT637</b> <b>CT637K1</b> <b>CT848</b> <b>CT848K4</b> PS PS, (AC) 2.FAN 2.FAN ALT, (AUTOM-TP), CH-NO 1H-T-240 001⇒ ALT, AC ALT, (MANL-TP) ALT, (AUTOM-TP), ⇒CH-NO 1H-T-240 000 CA, ⇒MODEL '94 CA, ⇒MODEL '94 CA, MODEL '95⇒ CA, MODEL '95⇒	<b>11,5X685Ld</b> <b>11,5X755Ld</b> <b>2PJ800</b> <b>2PJ860</b> <b>6PK1033</b> <b>6PK1153</b> <b>6PK894</b> <b>6PK976</b>
1.9 D	11/91-08/97	1Y	48	1896	<b>CT867</b> <b>CT867K1</b> <b>CT867K2</b> PS, (-AC) PS, WP, (AC) 2.FAN, OE-NO 1H0 119 137 2.FAN, OE-NO 1H0 119 137 A ALT, (-AC), (MANL-TP) ALT, (AC) ALT, (-AC), (AUTOM-TP) ONLY WITH VD1084 ALT, (Bosch), FOR ALT: 70A, OE-NO 028 903 025 H, FOR ALT: 90A, OE-NO 028 903 025 Q, 028 903 028 J CA CA, MTR-CODE: 1Y, ⇒MTR-NO 378 364 CA, MTR-CODE: 1Y, MTR-NO 378 365⇒	<b>11,5X730Ld</b> <b>11,5X790Ld</b> <b>2PJ800</b> <b>2PJ860</b> <b>6PK1045</b> <b>6PK1145</b> <b>6PK923</b> <b>MS13</b> <b>AP9004</b> <b>VD1084</b>
1.9 SDI	07/95-08/97	AEY	47	1896	<b>CT867</b> <b>CT867K4</b> PS, (-AC) PS, WP, (AC) 2.FAN, OE-NO 1H0 119 137 2.FAN, OE-NO 1H0 119 137 A ALT, (-AC) ALT, (AC) ONLY WITH VD1084 CA CA	<b>11,5X730Ld</b> <b>11,5X790Ld</b> <b>2PJ800</b> <b>2PJ860</b> <b>6PK1045</b> <b>6PK1145</b> <b>MS13</b> <b>VD1084</b>
1.9 TD,GTD	11/91-08/97	AAZ	55	1896	PS, (-AC) PS, WP, (AC) 2.FAN, OE-NO 1H0 119 137 2.FAN, OE-NO 1H0 119 137 A ALT, (-AC), (TENS DAMPER), FOR ALT: 120A ALT, (AC) ALT, (-AC), (-TENS DAMPER) ONLY WITH VD1084	<b>11,5X730Ld</b> <b>11,5X790Ld</b> <b>2PJ800</b> <b>2PJ860</b> <b>6PK1045</b> <b>6PK1145</b> <b>6PK923</b> <b>MS13</b>





**VW**

**GOLF III (1H1)**

						ALT, (Bosch), FOR ALT: 70A, OE-NO 028 903 025 H, FOR ALT: 90A, OE-NO 028 903 025 Q, 028 903 028 J	<b>AP9004</b>
						CA	<b>VD1084</b>
					<b>CT867</b>	CA, MTR-CODE: AAZ, ⇨MTR-NO 552 765	
					<b>CT867K1</b>	CA, MTR-CODE: AAZ, MTR-NO 552 766⇨	
					<b>CT867K2</b>		
1.9 TDI	09/93-08/97	1Z, AHU, ALE	66	1896		PS, (-AC) PS, WP, (AC) 2.FAN, OE-NO 1H0 119 137 2.FAN, OE-NO 1H0 119 137 A ALT, (-AC) ALT, (AC) ONLY WITH VD1084 ALT, (AC), MTR-CODE: AHU, ALE, (Bosch), FOR ALT: 90A, OE-NO 028 903 028 J, FOR ALT: 120A, OE-NO 028 903 026 G	<b>11,5X730Ld</b> <b>11,5X790Ld</b> <b>2PJ800</b> <b>2PJ860</b> <b>6PK1045</b> <b>6PK1145</b> <b>MS13</b> <b>AP9004</b>
					<b>CT867</b>	CA	<b>VD1084</b>
					<b>CT867K3</b>	CA, MTR-CODE: 1Z, ⇨MTR-NO 289 575	
					<b>CT867K4</b>	CA, MTR-CODE: 1Z, MTR-NO 289 576⇨	
					<b>CT867K4</b>	CA, MTR-CODE: AHU, ALE	
	04/96-08/97	AFN	81			PS, (-AC) PS, WP, (AC) 2.FAN, OE-NO 1H0 119 137 2.FAN, OE-NO 1H0 119 137 A ALT, (-AC) ALT, (AC) ONLY WITH VD1084 ALT, (Bosch), FOR ALT: 120A, OE-NO 028 903 026 G	<b>11,5X730Ld</b> <b>11,5X790Ld</b> <b>2PJ800</b> <b>2PJ860</b> <b>6PK1045</b> <b>6PK1145</b> <b>MS13</b> <b>AP9004</b>
					<b>CT867</b>	CA	<b>VD1084</b>
					<b>CT867K4</b>	CA	
1.9 TDI Syncro (1HX1)	08/95-08/97	1Z, AHU, ALE	66	1896		PS, (-AC) PS, WP, (AC) 2.FAN, OE-NO 1H0 119 137 2.FAN, OE-NO 1H0 119 137 A ALT, (-AC) ALT, (AC) ONLY WITH VD1084 ALT, (AC), MTR-CODE: AHU, ALE, (Bosch), FOR ALT: 90A, OE-NO 028 903 028 J, FOR ALT: 120A, OE-NO 028 903 026 G	<b>11,5X730Ld</b> <b>11,5X790Ld</b> <b>2PJ800</b> <b>2PJ860</b> <b>6PK1045</b> <b>6PK1145</b> <b>MS13</b> <b>AP9004</b>
					<b>CT867</b>	CA	<b>VD1084</b>
					<b>CT867K3</b>	CA, MTR-CODE: 1Z, ⇨MTR-NO 289 575	
					<b>CT867K4</b>	CA, MTR-CODE: 1Z, MTR-NO 289 576⇨	
					<b>CT867K4</b>	CA, MTR-CODE: AHU, ALE	
2.0	11/91-08/97	2E, ADY, AGG, AKR, ABA	85	1984		PS, (-AC) PS, (AC) 2.FAN ALT, (-AC), (AUTOM-TP), CH-NO 1H-T-240 001⇨ ALT, (AC) ALT, (-AC), (MANL-TP) ALT, (-AC), (AUTOM-TP), ⇨CH-NO 1H-T-240 000	<b>11,5X685Ld</b> <b>11,5X755Ld</b> <b>2PJ860</b> <b>6PK1033</b>
					<b>CT630</b>	CA	<b>6PK1153</b>
					<b>CT630K1</b>	CA	<b>6PK894</b>
					<b>CT630K1</b>	CA	<b>6PK976</b>
2.0 GTI 16V	08/92-08/97	ABF	110	1984		PS PS, (AC) 2.FAN 2.FAN ALT, (AUTOM-TP), CH-NO 1H-T-240 001⇨ ALT, AC ALT, (MANL-TP) ALT, (AUTOM-TP), ⇨CH-NO 1H-T-240 000	<b>11,5X685Ld</b> <b>11,5X755Ld</b> <b>2PJ800</b> <b>2PJ860</b> <b>6PK1033</b> <b>6PK1153</b> <b>6PK894</b> <b>6PK976</b>
					<b>CT872</b>	CA	
					<b>CT872K1</b>	CA, ⇨MTR-NO 020 922	
					<b>CT872K2</b>	CA, MTR-NO 020 923⇨	
2.0 Syncro (1HX1)	08/95-08/97	AGG	85	1984		PS PS, (AC) 2.FAN 2.FAN ALT, (AUTOM-TP), CH-NO 1H-T-240 001⇨ ALT, AC ALT, (MANL-TP)	<b>11,5X685Ld</b> <b>11,5X755Ld</b> <b>2PJ800</b> <b>2PJ860</b> <b>6PK1033</b> <b>6PK1153</b> <b>6PK894</b>



VW



**VW**

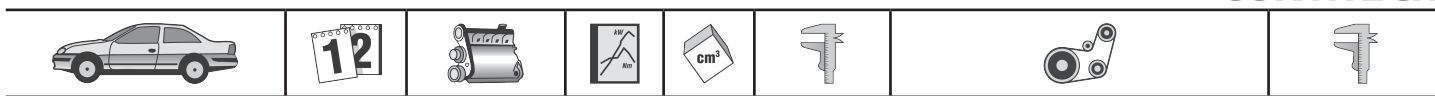
**GOLF III (1H1)**

					<b>CT630</b> <b>CT630K1</b>	ALT, (AUTOM-TP), ⇒CH-NO 1H-T-240 000 CA CA	<b>6PK976</b>
2.8 VR6	01/92-08/97	AAA	128	2792		2.FAN 2.FAN ALT, PS, AC ALT, PS	<b>2PJ800</b> <b>2PJ860</b> <b>7DPK1360</b> <b>7PK1290</b>
	08/95-09/97		120			2.FAN 2.FAN ALT, PS, AC ALT, PS	<b>2PJ800</b> <b>2PJ860</b> <b>7DPK1360</b> <b>7PK1290</b>
2.9 VR6 Syncro (1HX1)	10/94-08/97	ABV	140	2861		ALT, PS, AC ALT, PS	<b>7DPK1360</b> <b>7PK1290</b>

**GOLF III Cabriolet (1E7)**

1.6	10/94-05/98	AEK, AFT, AKS	74	1595	<b>CT848</b> <b>CT848K4</b>	PS PS, (AC) ALT, (AUTOM-TP), CH-NO 1H-T-240 001⇒ ALT, AC ALT, (MANL-TP) ALT, (AUTOM-TP), ⇒CH-NO 1H-T-240 000 CA CA	<b>11,5X685Ld</b> <b>11,5X755Ld</b> <b>6PK1033</b> <b>6PK1153</b> <b>6PK894</b> <b>6PK976</b>
1.8	07/93-05/98	AAM	55	1781	<b>CT848</b> <b>CT848K4</b>	PS PS, (AC) 2.FAN 2.FAN ALT, (AUTOM-TP), CH-NO 1H-T-240 001⇒ ALT, AC ALT, (MANL-TP) ALT, (AUTOM-TP), ⇒CH-NO 1H-T-240 000 CA CA	<b>11,5X685Ld</b> <b>11,5X755Ld</b> <b>2PJ800</b> <b>2PJ860</b> <b>6PK1033</b> <b>6PK1153</b> <b>6PK894</b> <b>6PK976</b>
		ABS, ADZ	66		<b>CT637</b> <b>CT637K1</b>	PS PS, (AC) 2.FAN 2.FAN ALT, (AUTOM-TP), CH-NO 1H-T-240 001⇒ ALT, AC ALT, (MANL-TP) ALT, (AUTOM-TP), ⇒CH-NO 1H-T-240 000 CA CA	<b>11,5X685Ld</b> <b>11,5X755Ld</b> <b>2PJ800</b> <b>2PJ860</b> <b>6PK1033</b> <b>6PK1153</b> <b>6PK894</b> <b>6PK976</b>
1.9 TDI	08/95-05/98	1Z, AHU, ALE	66	1896	<b>CT867</b> <b>CT867K4</b>	PS, (-AC) PS, WP, (AC) 2.FAN, OE-NO 1H0 119 137 2.FAN, OE-NO 1H0 119 137 A ALT, (-AC) ALT, (AC) ONLY WITH VD1084 ALT, (AC), MTR-CODE: AHU, ALE, (Bosch), FOR ALT: 90A, OE-NO 028 903 028 J, FOR ALT: 120A, OE-NO 028 903 026 G CA CA	<b>11,5X730Ld</b> <b>11,5X790Ld</b> <b>2PJ800</b> <b>2PJ860</b> <b>6PK1045</b> <b>6PK1145</b> <b>MS13</b> <b>AP9004</b> <b>VD1084</b>
	07/96-05/98	AFN	81		<b>CT867</b> <b>CT867K4</b>	PS, (-AC) PS, WP, (AC) 2.FAN, OE-NO 1H0 119 137 2.FAN, OE-NO 1H0 119 137 A ALT, (-AC) ALT, (AC) ONLY WITH VD1084 ALT, (Bosch), FOR ALT: 120A, OE-NO 028 903 026 G CA CA	<b>11,5X730Ld</b> <b>11,5X790Ld</b> <b>2PJ800</b> <b>2PJ860</b> <b>6PK1045</b> <b>6PK1145</b> <b>MS13</b> <b>AP9004</b> <b>VD1084</b>
2.0	07/93-05/98	2E, ADY, AGG, AKR	85	1984	<b>CT630</b> <b>CT630K1</b>	PS PS, (AC) 2.FAN 2.FAN ALT, (AUTOM-TP), CH-NO 1H-T-240 001⇒ ALT, AC ALT, (MANL-TP) ALT, (AUTOM-TP), ⇒CH-NO 1H-T-240 000 CA CA	<b>11,5X685Ld</b> <b>11,5X755Ld</b> <b>2PJ800</b> <b>2PJ860</b> <b>6PK1033</b> <b>6PK1153</b> <b>6PK894</b> <b>6PK976</b>




**VW**
**GOLF III Variant (1H5)**

1.4	07/93-04/99	ABD	40	1390	PS, (AC) ALT, PS ALT, AC ALT CA CA	11,5X755Ld 6PK1100 6PK1153 6PK737
		ABD, AEX, APQ	44		PS, (AC) ALT, PS ALT, PS, ⇨07/1995, MTR-CODE: ABD ALT, AC, ⇨07/1995, MTR-CODE: ABD ALT, ⇨07/1995 ALT, 01/1995⇨ CA, ⇨07/1995, MTR-CODE: ABD CA, ⇨07/1995, MTR-CODE: ABD CA, 07/1995⇨, MTR-CODE: AEX, APQ CA, MTR-CODE: AEX, APQ CA, MTR-CODE: AEX, APQ	11,5X755Ld 6PK1070 6PK1100 6PK1153 6PK737 6PK751
1.6	07/93-12/97	AEA, ABU, AEE	55	1598	PS, (-TENS DAMPER), MTR-CODE: ABU, AEA ALT, PS, MTR-CODE: AEA, (TENS DAMPER), CH-NO 1H-S-120 001⇨ MTR-CODE: AEE, ALT, PS, (-AC) ALT, PS, MTR-CODE: ABU, AEA, (TENS DAMPER), ⇨CH-NO 1H-S-120 000 MTR-CODE: AEE, ALT, PS, (AC) ALT, MTR-CODE: ABU, (-TENS DAMPER), (-PS) MTR-CODE: AEE, ALT, PS, (-AC) MTR-CODE: ABU, AEA, ALT, (-TENS DAMPER), (PS) MTR-CODE: ABU, AEA, ALT, FOR ALT: 120A CA, MTR-CODE: ABU, ⇨12/1994 CA, MTR-CODE: ABU, ⇨12/1994 CA, MTR-CODE: AEA, AEE, 01/1995⇨ CA, MTR-CODE: AEA, AEE, 01/1995⇨ CA, MTR-CODE: AEA, AEE, 01/1995⇨	11,5X685Ld 6PK1070 6PK1070 6PK1100 6PK1153 6PK737 6PK751 6PK894 6PK976
	07/94-04/99	AEK, AFT, AKS	74	1595	PS PS, (AC) ALT, (AUTOM-TP), CH-NO 1H-T-240 001⇨ ALT, AC ALT, (MANL-TP) ALT, (AUTOM-TP), ⇨CH-NO 1H-T-240 000 CA CA	11,5X685Ld 11,5X755Ld 6PK1033 6PK1153 6PK894 6PK976
1.8	07/93-04/99	AAM, ANN	55	1781	PS PS, (AC) 2.FAN 2.FAN ALT, CH-NO 1H-T-240001⇨ ALT, AC ALT ALT, ⇨CH-NO 1H-T-240000 CA, ⇨07/1994 CA, ⇨07/1994 CA, 08/1994⇨ CA, 08/1994⇨	11,5X685Ld 11,5X755Ld 2PJ800 2PJ860 6PK1033 6PK1153 6PK894 6PK976
		ABS, ADZ, ANP	66		PS PS, (AC) 2.FAN 2.FAN ALT, (AUTOM-TP), CH-NO 1H-T-240 001⇨ ALT, AC ALT, (MANL-TP) ALT, (AUTOM-TP), ⇨CH-NO 1H-T-240 000 CA, ⇨MODEL '94 CA, ⇨MODEL '94 CA, MODEL '95⇨ CA, MODEL '95⇨	11,5X685Ld 11,5X755Ld 2PJ800 2PJ860 6PK1033 6PK1153 6PK894 6PK976
1.8 Syncro	10/94-04/99	ADZ	66	1781	PS AC, PS 2.FAN, OE-NO 1H0 119 137 2.FAN, OE-NO 1H0 119 137 A ALT, (AUTOM-TP), CH-NO 1H-T-240 001⇨ ALT, AC ALT, (MANL-TP) ALT, (AUTOM-TP), ⇨CH-NO 1H-T-240 000 CA	11,5X685Ld 11,5X755Ld 2PJ800 2PJ860 6PK1033 6PK1153 6PK894 6PK976



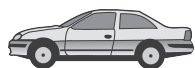


**VW**

**GOLF III Variant (1H5)**

Engine	Start Date	Code	Power (kW)	Power (hp)	Accessories	Parts	
1.9 D	07/93-04/99	1Y	48	1896	CT848K4	CA PS, (-AC) PS, WP, (AC) 2.FAN, OE-NO 1H0 119 137 2.FAN, OE-NO 1H0 119 137 A ALT, (AC) ALT, (-AC) ONLY WITH VD1084 ALT, (Bosch), FOR ALT: 70A, OE-NO 028 903 025 H, FOR ALT: 90A, OE-NO 028 903 025 Q, 028 903 028 J	11,5X730Ld 11,5X790Ld 2PJ800 2PJ860 6PK1145 6PK923 MS13 AP9004 VD1084
					CT867 CT867K1 CT867K2	CA CA, MTR-CODE: 1Y, ⇨MTR-NO 378 364 CA, MTR-CODE: 1Y, MTR-NO 378 365⇨	
1.9 SDI	07/95-04/99	AEY	47	1896	CT867 CT867K4	PS, (-AC) PS, WP, (AC) 2.FAN, OE-NO 1H0 119 137 2.FAN, OE-NO 1H0 119 137 A ALT, (-AC) ALT, (AC) ONLY WITH VD1084 CA, MTR-CODE: AEY CA, MTR-CODE: AEY	11,5X730Ld 11,5X790Ld 2PJ800 2PJ860 6PK1045 6PK1145 MS13 VD1084
1.9 TD	07/93-04/99	AAZ	55	1896	CT867 CT867K1 CT867K2	PS, (-AC) PS, WP, (AC) 2.FAN, OE-NO 1H0 119 137 2.FAN, OE-NO 1H0 119 137 A ALT, (-AC), (TENS DAMPER), FOR ALT: 120A ALT, (AC) ALT, (-AC), (-TENS DAMPER) ONLY WITH VD1084 ALT, (Bosch), FOR ALT: 70A, OE-NO 028 903 025 H, FOR ALT: 90A, OE-NO 028 903 025 Q, 028 903 028 J CA CA, MTR-CODE: AAZ, ⇨MTR-NO 552 765 CA, MTR-CODE: AAZ, MTR-NO 552 766⇨	11,5X730Ld 11,5X790Ld 2PJ800 2PJ860 6PK1045 6PK1145 6PK923 MS13 AP9004 VD1084
1.9 TDI	03/94-04/99	1Z, AHU, ALE	66	1896	CT867 CT867K3 CT867K4 CT867K4	PS, (-AC) PS, WP, (AC) 2.FAN, OE-NO 1H0 119 137 2.FAN, OE-NO 1H0 119 137 A ALT, (-AC) ALT, (AC) ONLY WITH VD1084 ALT, (AC), MTR-CODE: AHU, ALE, (Bosch), FOR ALT: 90A, OE-NO 028 903 028 J, FOR ALT: 120A, OE-NO 028 903 026 G CA CA, MTR-CODE: 1Z, ⇨MTR-NO 289 575 CA, MTR-CODE: 1Z, MTR-NO 289 576⇨ CA, MTR-CODE: AHU, ALE	11,5X730Ld 11,5X790Ld 2PJ800 2PJ860 6PK1045 6PK1145 MS13 AP9004 VD1084
		04/96-04/99	AFN	81		CT867 CT867K4	PS, (-AC) PS, WP, (AC) 2.FAN, OE-NO 1H0 119 137 2.FAN, OE-NO 1H0 119 137 A ALT, (-AC) ALT, (AC) ONLY WITH VD1084 ALT, (Bosch), FOR ALT: 120A, OE-NO 028 903 026 G CA CA
1.9 TDI Syncro	07/95-04/99	1Z, AHU, ALE	66	1896	CT867 CT867K4	PS, (-AC) PS, WP, (AC) 2.FAN, OE-NO 1H0 119 137 2.FAN, OE-NO 1H0 119 137 A ALT, (-AC) ALT, (AC) ONLY WITH VD1084 ALT, (Bosch), FOR ALT: 90A, OE-NO 028 903 028 J, FOR ALT: 120A, OE-NO 028 903 025 G	11,5X730Ld 11,5X790Ld 2PJ800 2PJ860 6PK1045 6PK1145 MS13 AP9004





**VW**

**GOLF III Variant (1H5)**

					<b>CT867</b> <b>CT867K3</b> <b>CT867K4</b> <b>CT867K4</b>	CA CA, MTR-CODE: 1Z, ⇨MTR-NO 289 575 CA, MTR-CODE: 1Z, MTR-NO 289 576⇨ CA, MTR-CODE: AHU	<b>VD1084</b>
2.0	07/93-04/99	2E, ADY, AGG, AKR	85	1984		PS PS, (AC) 2.FAN 2.FAN ALT, (AUTOM-TP), CH-NO 1H-T-240 001⇨ ALT, AC ALT, (MANL-TP) ALT, (AUTOM-TP), ⇨CH-NO 1H-T-240 000 CA CA	<b>11,5X685Ld</b> <b>11,5X755Ld</b> <b>2PJ800</b> <b>2PJ860</b> <b>6PK1033</b> <b>6PK1153</b> <b>6PK894</b> <b>6PK976</b>
2.0 Syncro	08/95-04/99	AGG	85	1984	<b>CT630</b> <b>CT630K1</b>	PS PS, (AC) 2.FAN 2.FAN ALT, (AUTOM-TP), CH-NO 1H-T-240 001⇨ ALT, AC ALT, (MANL-TP) ALT, (AUTOM-TP), ⇨CH-NO 1H-T-240 000 CA CA	<b>11,5X685Ld</b> <b>11,5X755Ld</b> <b>2PJ800</b> <b>2PJ860</b> <b>6PK1033</b> <b>6PK1153</b> <b>6PK894</b> <b>6PK976</b>
2.9 VR6	10/94-04/99	ABV	140	2861		ALT, PS, AC ALT, PS	<b>7DPK1360</b> <b>7PK1290</b>
2.9 VR6 Syncro	10/94-04/99	ABV	140	2861		ALT, PS, AC ALT, PS	<b>7DPK1360</b> <b>7PK1290</b>

**GOLF IV (1J1)**

1.4 16V	08/97-06/05	AHW, AKQ, APE, AXP, BCA	55	1390	<b>CT957(SET)</b> <b>CT957K1</b> <b>CT957K1</b> <b>CT957K1</b> <b>CT957K1</b> <b>CT957K2</b> <b>CT957K2</b> <b>CT957K3</b> <b>CT957WP1</b> <b>CT957WP1</b> <b>CT957WP1</b> <b>CT957WP1</b> <b>CT957WP3</b> <b>CT957WP4</b> <b>CT957WP4</b>	ALT, PS, (-AC) ALT, PS, (AC) MTR-CODE: AKQ, AHW, APE, AXP, BCA, CA CA, MTR-CODE: AHW, MTR-NO 164201⇨, ⇨CH-NO 1J-6-050 000 CA, MTR-CODE: AKQ, MTR-NO 241245⇨ MTR-CODE: BCA, CA, ⇨CH-NO 1J-6-050 000 CA, MTR-CODE: APE, AXP CA, MTR-CODE: AHW, ⇨MTR-NO 164200 CA, MTR-CODE: AKQ, ⇨MTR-NO 241244 MTR-CODE: AHW, BCA, CH-NO 1J-7-000 001⇨, CA CA, MTR-CODE: AKQ, MTR-NO 241245⇨ CA, MTR-CODE: AHW, MTR-NO 164201⇨, ⇨CH-NO 1J-6-050 000 MTR-CODE: BCA, CA, ⇨CH-NO 1J-6-050 000 CA, MTR-CODE: APE, AXP MTR-CODE: AHW, BCA, CH-NO 1J-7-000 001⇨, CA CA, MTR-CODE: AHW, ⇨MTR-NO 164200 CA, MTR-CODE: AKQ, ⇨MTR-NO 241244	<b>6PK1080</b> <b>6PK1548</b>
1.6	08/00-06/05	AVU, BFQ, BJH	75	1595		ALT, PS, AC ALT, PS ALT, (Bosch), FOR ALT: 120A, OE-NO 028 903 028 E, MTR-CODE: AVU ALT, (Hitachi), FOR ALT: 120A, OE-NO 028 903 023 G, MTR-CODE: AVU ALT, (Valeo), FOR ALT: 120A, OE-NO 038 903 023 S, MTR-CODE: AVU CA CA CA	<b>6DPK1195</b> <b>6PK1120</b> <b>AP9001</b> <b>AP9001</b> <b>AP9001</b>
	08/03-06/05	AWB	78			ALT, (AC) ALT, (-AC) CA CA CA	<b>6DPK1195</b> <b>6PK1120</b>
	02/01-06/01	BAH	74	1598	<b>CT909</b> <b>CT909K2</b> <b>CT909K3</b>	ALT, PS, AC ALT, PS CA CA CA	<b>6DPK1195</b> <b>6PK1120</b>
	08/97-02/00	AEH, AKL, APF		1595	<b>CT908</b> <b>CT908K1</b>	ALT, PS, AC ALT, PS MTR-CODE: AKL, AEH ALT, (Bosch), FOR ALT: 70A, OE-NO	<b>6DPK1195</b> <b>6PK1120</b> <b>AP9001</b> <b>AP9001</b>

VW

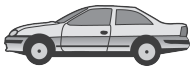


**VW**

**GOLF IV (1J1)**

						ALT, (Valeo), FOR ALT: 70A, OE-NO 038903023Q, 038903024C, FOR ALT: 90A, OE-NO 038903023R, 038903024E, FOR ALT: 120A, OE-NO 038903023S ALT, (Hitachi), FOR ALT: 120A, OE-NO 028903029G	<b>AP9001</b> <b>AP9001</b>
					<b>CT908</b> <b>CT908K1</b> <b>CT908WP1</b>	CA CA CA	
1.6 16V	02/00-06/05	ATN, AUS, AZD, BCB	77	1598		ALT, PS ALT, PS, AC	<b>6PK1080</b> <b>6PK1548</b>
					<b>CT957(SET)</b> <b>CT957K1</b> <b>CT957WP2</b>	CA CA CA	
1.6 FSI	01/02-06/05	BAD	81	1598		ALT, (-AC) ALT, (AC)	<b>6PK1080</b> <b>6PK1538</b>
					<b>CT957(SET)</b> <b>CT957K1</b> <b>CT957WP2</b>	CA CA CA	
1.8	10/97-09/99	ACC	66	1781		PS, (-AC) PS, (AC) 2.FAN 2.FAN ALT, FOR ALT: 120A, (-AC), CH-NO 1H-T-240001⇒ ALT, (AC) ALT, (-AC) ALT, FOR ALT: 120A, (-AC), ⇒CH-NO 1H-T-240000	<b>11,5X685Ld</b> <b>11,5X755Ld</b> <b>2PJ800</b> <b>2PJ860</b> <b>6PK1033</b> <b>6PK1153</b> <b>6PK894</b> <b>6PK976</b>
	08/97-06/05	AGN, BAF	92			ALT, (AC) ALT, (-AC)	<b>6DPK1195</b> <b>6PK1120</b> <b>VD1107</b>
					<b>CT909</b> <b>CT909K2</b> <b>CT909K3</b> <b>CT909K6</b> <b>CT909K7</b> <b>CT909WP1</b>	CA CA, CH-NO 1J-Y-850 001⇒ CA, CH-NO 1J-Y-850 001⇒ CA, ⇒CH-NO 1J-Y-850 000 CA, ⇒CH-NO 1J-Y-850 000 CA, CH-NO 1J-Y-850 001⇒	
1.8 4motion	05/98-06/05	AGN	92	1781		ALT, (AC) ALT, (-AC)	<b>6DPK1195</b> <b>6PK1120</b> <b>VD1107</b>
					<b>CT909</b> <b>CT909K2</b> <b>CT909K3</b> <b>CT909K6</b> <b>CT909K7</b> <b>CT909WP1</b>	CA CA, CH-NO 1J-Y-850 001⇒ CA, CH-NO 1J-Y-850 001⇒ CA, ⇒CH-NO 1J-Y-850 000 CA, ⇒CH-NO 1J-Y-850 000 CA, CH-NO 1J-Y-850 001⇒	
1.8 T	08/97-06/05	AGU, AUM, ARZ, AWD, AQA	110	1781		ALT, PS, AC ALT, PS	<b>6DPK1195</b> <b>6PK1120</b> <b>VD1107</b>
					<b>CT909</b> <b>CT909K2</b> <b>CT909K3</b> <b>CT909K6</b> <b>CT909K7</b> <b>CT909WP1</b>	CA CA, CH-NO 1J-Y-850 001⇒ CA, CH-NO 1J-Y-850 001⇒ CA, ⇒CH-NO 1J-Y-850 000 CA, ⇒CH-NO 1J-Y-850 000 CA, CH-NO 1J-Y-850 001⇒	
1.8 T GTI	08/01-06/05	AUQ	132	1781		ALT, PS, AC ALT, PS ALT, (Bosch), FOR ALT: 70A, OE-NO 038903023K, 038903024B, FOR ALT: 90A, OE-NO 038903023L, 038903024D, FOR ALT: 120A, OE-NO 028903028E ALT, (Valeo), FOR ALT: 70A, OE-NO 038903023Q, 038903024C, FOR ALT: 90A, OE-NO 038903023R, 038903024E, FOR ALT: 120A, OE-NO 038903023S ALT, (Hitachi), FOR ALT: 120A, OE-NO 028903029G	<b>6DPK1195</b> <b>6PK1120</b> <b>AP9001</b> <b>AP9001</b> <b>AP9001</b> <b>AP9001</b> <b>VD1107</b>
					<b>CT909</b> <b>CT909K2</b> <b>CT909K3</b> <b>CT909WP1</b>	CA CA CA CA	
1.9 SDI	08/97-06/05	AGP, AQM	50	1896		ALT, PS, (AC) ALT, PS, (AC), CH-NO 1J-3B075 001⇒, 1J3D016 001⇒, 1J-3P066 001⇒, 1J-3U205 001⇒, 1J-3B350 001⇒, MTR-CODE: AQM	<b>6PK1660</b> <b>6PK1660D1</b>





**VW**

GOLF IV (1J1)

						ALT, PS, (-AC) ONLY WITH VD1089 ONLY WITH VD1076 ALT, (Bosch), FOR ALT: 70A, OE-NO 038903023K, 038903024B, FOR ALT: 90A, OE-NO 038903023L, 038903024D, FOR ALT: 120A, OE-NO 028903028E ALT, (Valeo), FOR ALT: 70A, OE-NO 038903023Q, 038903024C, FOR ALT: 90A, OE-NO 038903023R, 038903024E, FOR ALT: 120A, OE-NO 038903023S ALT, (Hitachi), FOR ALT: 120A, OE-NO 028903029G ALT, MTR-CODE: AGP, ⇒CH-NO 1J-W-200 000, (Bosch), FOR ALT: 70A, OE-NO 038 903 023 G, FOR ALT: 90A, OE-NO 038 903 023 H, FOR ALT: 120A, OE-NO 038 903 023 J CH-NO 1J-3B075 001⇒, 1J-3D016 001⇒, 1J-3P066 001⇒, 1J-3U205 001⇒, 1J-3W350 001⇒ ⇒CH-NO 1J-3B075 000, 1J-3D016 000, 1J-3P066 000, 1J-3U205 000, 1J-3W350 000 CA, WP, MTR-CODE: AGP, MTR-NO 400 001⇒ CA, WP, MTR-CODE: AQM, MTR-NO 045 001⇒ CA, WP, MTR-CODE: AGP, MTR-NO 595 001⇒ CA, WP, MTR-CODE: AQM, MTR-NO 045 001⇒ CA, WP, MTR-CODE: AQM, MTR-NO 045 001⇒ CA, WP, MTR-CODE: AGP, MTR-NO 595 001⇒ CA, WP, MTR-CODE: AGP, ⇒MTR-NO 400 000 CA, WP, MTR-CODE: AQM, ⇒MTR-NO 045 000 CA, WP, MTR-CODE: AGP, ⇒MTR-NO 400 000 CA, WP, MTR-CODE: AQM, ⇒MTR-NO 030 000	6PK906 MS17 MS18 AP9001 AP9001 AP9001 AP9016 VD1076 VD1089
1.9 TD	10/97-09/99	AAZ	55	1896		PS, (-AC) PS, WP, (AC) 2.FAN, OE-NO 1H0 119 137 2.FAN, OE-NO 1H0 119 137 A ALT, (-AC), (TENS DAMPER), FOR ALT: 120A ALT, (AC) ALT, (-AC), (-TENS DAMPER) CA, MTR-CODE: AAZ, ⇒MTR-NO 552 765	11,5X730Ld 11,5X790Ld 2PJ800 2PJ860 6PK1045 6PK1145 6PK923
1.9 TDI	12/98-06/01	AJM, AUY	85	1896	CT867K1 CT1028 CT1028K1 CT1028K2 CT1028K2 CT1028K4 CT1028K4 CT1028K5 CT1028WP6 CT1028WP7 CT1028WP7	ALT, (-AC), MTR-CODE: AUY ALT, (AC), MTR-CODE: AUY, AJM ALT, (-AC), MTR-CODE: AJM ALT, (Bosch), FOR ALT: 70A, OE-NO 038 903 023 K, FOR ALT: 90A, OE-NO 038 903 023 L, FOR ALT: 120A, OE-NO 028 903 028 E ALT, (Valeo), FOR ALT: 70A, OE-NO 038 903 023 Q, FOR ALT: 90A, OE-NO 038 903 023 R, FOR ALT: 120A, OE-NO 038 903 023 S ALT, (Hitachi), FOR ALT: 120A, OE-NO 028 903 029 G CA, MTR-CODE: AUY, AJM CA, MTR-CODE: AJM, ⇒MTR-NO 185 670 CA, MTR-CODE: AUY CA, MTR-CODE: AJM, MTR-NO 185 671⇒ CA, MTR-CODE: AUY CA, MTR-CODE: AJM, MTR-NO 185 671⇒ CA, MTR-CODE: AJM, ⇒MTR-NO 185 670 CA, MTR-CODE: AJM, ⇒MTR-NO 185 670 CA, MTR-CODE: AUY CA, MTR-CODE: AJM, MTR-NO 185 671⇒	5PK1432 6DPK1195 6PK1120 AP9001 AP9001 AP9001 AP9001 VD1091
	09/00-06/05	ATD, AXR	74			ALT, PS, (AC)	6DPK1195



VW





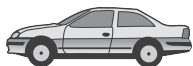
**VW**

GOLF IV (1J1)



					<p>ALT, PS, (AC), CH-NO 1J-6-005 001⇒                  ALT, PS, (-AC)                  ONLY WITH VD1091                  ONLY WITH VD1076                  ALT, (Bosch), FOR ALT: 70A, OE-NO 038903023K, 038903024B, FOR ALT: 90A, OE-NO 038903023L, 038903024D, FOR ALT: 120A, OE-NO 028903028E                  ALT, (Valeo), FOR ALT: 70A, OE-NO 038903023Q, 038903024C, FOR ALT: 90A, OE-NO 038903023R, 038903024E, FOR ALT: 120A, OE-NO 038903023S                  ALT, (Hitachi), FOR ALT: 120A, OE-NO 028903029G                  CH-NO 1J-6-005 001⇒                  ⇒CH-NO 1J-6-005 000</p>	<p><b>6DPK1195D1</b>  <b>6PK1120</b>  <b>MS17</b>  <b>MS18</b>  <b>AP9001</b></p> <p><b>AP9001</b></p> <p><b>AP9001</b></p> <p><b>VD1076</b>  <b>VD1091</b></p>
				<p><b>CT1028</b>  <b>CT1028K2</b>  <b>CT1028K2</b>  <b>CT1028K3</b>  <b>CT1028K3</b>  <b>CT1028K4</b>  <b>CT1028K4</b>  <b>CT1028WP2</b>  <b>CT1028WP2</b>  <b>CT1028WP4</b>  <b>CT1028WP7</b>  <b>CT1028WP7</b></p>	<p>CA, WP                  CA, WP, MTR-CODE: ATD, ⇒CH-NO 1J-2W592 782, 1J-2U403 276, 1J-2D352 773, 1J-2B123 078, 1J-2P394 000                  MTR-CODE: AXR, ⇒MTR-NO AXR 021 000, CA, WP                  CA, WP, MTR-CODE: ATD, CH-NO 1J-2W592 783⇒, 1J-2U403 277⇒, 1J-2D352 774⇒, 1J-2B123 079⇒, 1J-2P394 001⇒                  MTR-CODE: AXR, MTR-NO AXR 025 001⇒, CA, WP                  CA, WP, MTR-CODE: ATD, ⇒CH-NO 1J-2W592 782, 1J-2U403 276, 1J-2D352 773, 1J-2B123 078, 1J-2P394 000                  MTR-CODE: AXR, ⇒MTR-NO AXR 025 000, CA, WP                  ⇒MODEL '02, CA, WP, MTR-CODE: ATD, CH-NO 1J-2W592 783⇒, 1J-2U403 277⇒, 1J-2D352 774⇒, 1J-2B123 079⇒, 1J-2P394 001⇒                  ⇒MODEL '02, MTR-CODE: AXR, MTR-NO AXR 025 001⇒, CA, WP                  MODEL '03⇒, MTR-CODE: ATD, AXR, CA, WP                  ⇒MODEL '02, MTR-CODE: ATD, CA, WP, ⇒CH-NO 1J-2W592 782, 1J-2U403 276, 1J-2D352 773, 1J-2B123 078, 1J-2P394 000                  ⇒MODEL '02, MTR-CODE: AXR, ⇒MTR-NO AXR 025 000, CA, WP</p>	
05/00-06/05	ARL	110			<p>ALT, (AC)                  ALT, (-AC)                  ALT, (Bosch), FOR ALT: 70A, OE-NO 038903023K, 038903024B, FOR ALT: 90A, OE-NO 038903023L, 038903024D, FOR ALT: 120A, OE-NO 028903028E                  ALT, (Valeo), FOR ALT: 70A, OE-NO 038903023Q, 038903024C, FOR ALT: 90A, OE-NO 038903023R, 038903024E, FOR ALT: 120A, OE-NO 038903023S                  ALT, (Hitachi), FOR ALT: 120A, OE-NO 028903029G</p>	<p><b>6DPK1195</b>  <b>6PK1120</b>  <b>AP9001</b></p> <p><b>AP9001</b></p> <p><b>AP9001</b></p> <p><b>VD1091</b></p>
				<p><b>CT1028</b>  <b>CT1028K2</b>  <b>CT1028K3</b>  <b>CT1028K4</b>  <b>CT1028WP5</b></p>	<p>CA                  CA, ⇒CH-NO 1J-2W592 782, 1J2U403 276, 1J-2D352 773, 1J-2B123 078, 1J-2P394 000                  CA, CH-NO 1J-2W592 783⇒, 1J2U403 277⇒, 1J-2D352 774⇒, 1J-2B123 079⇒, 1J-2P394 001⇒                  CA, ⇒CH-NO 1J-2W592 782, 1J2U403 276, 1J-2D352 773, 1J-2B123 078, 1J-2P394 000                  CA, CH-NO 1J-2W592 783⇒, 1J2U403 277⇒, 1J-2D352 774⇒, 1J-2B123 079⇒, 1J-2P394 001⇒</p>	
11/00-06/05	ASZ	96			<p>ALT, PS, (AC)                  ALT, PS, (AC), CH-NO 1J-4D008 312⇒, 1J-4U001 139⇒, 1J-4W040 232⇒                  ALT, PS, (-AC)                  ONLY WITH VD1091                  ONLY WITH VD1076</p>	<p><b>6DPK1195</b>  <b>6DPK1195D1</b></p> <p><b>6PK1120</b>  <b>MS17</b>  <b>MS18</b></p>





**VW**

GOLF IV (1J1)

					ALT, (Bosch), FOR ALT: 70A, OE-NO 038903023K, 038903024B, FOR ALT: 90A, OE-NO 038903023L, 038903024D, FOR ALT: 120A, OE-NO 028903028E	<b>AP9001</b>
					ALT, (Valeo), FOR ALT: 70A, OE-NO 038903023Q, 038903024C, FOR ALT: 90A, OE-NO 038903023R, 038903024E, FOR ALT: 120A, OE-NO 038903023S	<b>AP9001</b>
					ALT, (Hitachi), FOR ALT: 120A, OE-NO 028903029G	<b>AP9001</b>
					MTR-CODE: ASZ, CH-NO 1J-4D008 312⇒, 1J-4U001 139⇒, 1J-4W040 232⇒	<b>VD1076</b>
					MTR-CODE: ASZ, ⇒CH-NO 1J-4D008 311, 1J-4U001 138, 1J-4W040 231	<b>VD1091</b>
					<b>CT1028</b> <b>CT1028K2</b>	CA, WP CA, WP, ⇒CH-NO 1J-2W592 782, 1J-2U403 276, 1J-2D352 773, 1J-2B123 078, 1J-2P394 000
					<b>CT1028K3</b>	CA, WP, CH-NO 1J-2W592 783⇒, 1J-2U403 277⇒, 1J-2D352 774⇒, 1J-2B123 079⇒, 1J-2P394 001⇒
					<b>CT1028K4</b>	CA, WP, ⇒CH-NO 1J-2W592 782, 1J-2U403 276, 1J-2D352 773, 1J-2B123 078, 1J-2P394 000
					<b>CT1028WP2</b>	⇒MODEL '02, CA, WP, CH-NO 1J-2W592 783⇒, 1J-2U403 277⇒, 1J-2D352 774⇒, 1J-2B123 079⇒, 1J-2P394 001⇒
					<b>CT1028WP4</b> <b>CT1028WP7</b>	MODEL '03⇒, CA, WP ⇒MODEL '02, CA, WP, ⇒CH-NO 1J-2W592 782, 1J-2U403 276, 1J-2D352 773, 1J-2B123 078, 1J-2P394 000
10/97-05/04	AGR, ALH	66			ALT, PS, (AC) ALT, PS, (AC), CH-NO 1J-3B075 001⇒, 1J3D016 001⇒, 1J-3P066 001⇒, 1J-3U205 001⇒, 1J-3B350 001⇒	<b>6PK1660</b> <b>6PK1660D1</b>
					ALT, PS, (-AC) ONLY WITH VD1089 ONLY WITH VD1076	<b>6PK906</b> <b>MS17</b> <b>MS18</b>
					ALT, (Bosch), FOR ALT: 70A, OE-NO 038903023K, 038903024B, FOR ALT: 90A, OE-NO 038903023L, 038903024D, FOR ALT: 120A, OE-NO 028903028E	<b>AP9001</b>
					ALT, (Valeo), FOR ALT: 70A, OE-NO 038903023Q, 038903024C, FOR ALT: 90A, OE-NO 038903023R, 038903024E, FOR ALT: 120A, OE-NO 038903023S	<b>AP9001</b>
					ALT, (Hitachi), FOR ALT: 120A, OE-NO 028903029G	<b>AP9001</b>
					ALT, ⇒CH-NO 1J-W-200 000, (Bosch), FOR ALT: 70A, OE-NO 038 903 023 G, FOR ALT: 90A, OE-NO 038 903 023 H, FOR ALT: 120A, OE-NO 038 903 023 J CH-NO 1J-3B075 001⇒, 1J-3D016 001⇒, 1J-3P066 001⇒, 1J-3U205 001⇒, 1J-3W350 001⇒	<b>AP9016</b> <b>VD1076</b>
					⇒CH-NO 1J-3B075 000, 1J-3D016 000, 1J-3P066 000, 1J-3U205 000, 1J-3W350 000	<b>VD1089</b>
					<b>CT1044</b> CA, WP, MTR-CODE: AGR, MTR-NO 565001⇒	
					<b>CT1044</b> CA, WP, MTR-CODE: ALH, MTR-NO 500001⇒	
					<b>CT1044K1</b> CA, WP, MTR-CODE: AGR, MTR-NO 565 001⇒	
					<b>CT1044K1</b> CA, WP, MTR-CODE: ALH, MTR-NO 500 001⇒	
					<b>CT1044WP1</b> CA, WP, MTR-CODE: AGR, MTR-NO 565 001⇒	
					<b>CT1044WP1</b> CA, WP, MTR-CODE: ALH, MTR-NO 500 001⇒	
					<b>CT946</b> CA, WP, MTR-CODE: AGR, ⇒MTR-NO 565000	
					<b>CT946</b> CA, WP, MTR-CODE: ALH, ⇒MTR-NO 500000	
08/97-05/04	AHF, ASV	81			ALT, PS, (AC) ALT, PS, (AC), CH-NO 1J-3B075 001⇒, 1J3D016 001⇒, 1J-3P066 001⇒, 1J-3U205 001⇒, 1J-3B350 001⇒	<b>6PK1660</b> <b>6PK1660D1</b>





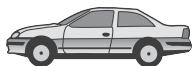
**VW**

GOLF IV (1J1)



					<p>ALT, PS, (-AC) ONLY WITH VD1089 ONLY WITH VD1076 ALT, (Bosch), FOR ALT: 70A, OE-NO 038903023K, 038903024B, FOR ALT: 90A, OE-NO 038903023L, 038903024D, FOR ALT: 120A, OE-NO 028903028E ALT, (Valeo), FOR ALT: 70A, OE-NO 038903023Q, 038903024C, FOR ALT: 90A, OE-NO 038903023R, 038903024E, FOR ALT: 120A, OE-NO 038903023S ALT, (Hitachi), FOR ALT: 120A, OE-NO 028903029G ALT, MTR-CODE: AHF, ⇒CH-NO 1J-W-200 000, (Bosch), FOR ALT: 70A, OE-NO 038 903 023 G, FOR ALT: 90A, OE-NO 038 903 023 H, FOR ALT: 120A, OE-NO 038 903 023 J CH-NO 1J-3B075 001⇒, 1J-3D016 001⇒, 1J-3P066 001⇒, 1J-3U205 001⇒, 1J-3W350 001⇒ ⇒CH-NO 1J-3B075 000, 1J-3D016 000, 1J-3P066 000, 1J-3U205 000, 1J-3W350 000</p> <p><b>CT1044</b> CA, WP, MTR-CODE: ASV, MTR-NO 150001⇒ <b>CT1044</b> CA, WP, MTR-CODE: AHF, MTR-NO 595001⇒ <b>CT1044K1</b> CA, WP, MTR-CODE: ASV <b>CT1044K1</b> CA, WP, MTR-CODE: AHF, MTR-NO 595 001⇒ <b>CT1044WP1</b> CA, WP, MTR-CODE: ASV <b>CT1044WP1</b> CA, WP, MTR-CODE: AHF, MTR-NO 595 001⇒ <b>CT946</b> CA, WP, MTR-CODE: ASV, ⇒MTR-NO 150000 <b>CT946</b> CA, WP, MTR-CODE: AHF, ⇒MTR-NO 595000</p>	<p><b>6PK906</b> <b>MS17</b> <b>MS18</b> <b>AP9001</b></p> <p><b>AP9001</b></p> <p><b>AP9001</b></p> <p><b>AP9001</b></p> <p><b>VD1076</b></p> <p><b>VD1089</b></p>
1.9 TDI 4motion	09/99-06/01	AJM, AUJ	85	1896	<p>ALT, (-AC), MTR-CODE: AUJ ALT, (AC), MTR-CODE: AUJ, AJM ALT, (-AC), MTR-CODE: AJM ALT, (Bosch), FOR ALT: 70A, OE-NO 038 903 023 K, FOR ALT: 90A, OE-NO 038 903 023 L, FOR ALT: 120A, OE-NO 028 903 028 E ALT, (Valeo), FOR ALT: 70A, OE-NO 038 903 023 Q, FOR ALT: 90A, OE-NO 038 903 023 R, FOR ALT: 120A, OE-NO 038 903 023 S ALT, (Hitachi), FOR ALT: 120A, OE-NO 028 903 029 G</p> <p><b>CT1028</b> CA, MTR-CODE: AUJ, AJM <b>CT1028K1</b> CA, MTR-CODE: AJM, ⇒MTR-NO 185 670 <b>CT1028K2</b> CA, MTR-CODE: AUJ <b>CT1028K2</b> CA, MTR-CODE: AJM, MTR-NO 185 671⇒ <b>CT1028K4</b> CA, MTR-CODE: AUJ <b>CT1028K4</b> CA, MTR-CODE: AJM, MTR-NO 185 671⇒ <b>CT1028K5</b> CA, MTR-CODE: AJM, ⇒MTR-NO 185 670 <b>CT1028WP6</b> CA, MTR-CODE: AJM, ⇒MTR-NO 185 670 <b>CT1028WP7</b> CA, MTR-CODE: AUJ <b>CT1028WP7</b> CA, MTR-CODE: AJM, CH-NO 185 671⇒</p>	<p><b>5PK1432</b> <b>6DPK1195</b> <b>6PK1120</b> <b>AP9001</b></p> <p><b>AP9001</b></p> <p><b>AP9001</b></p> <p><b>AP9001</b></p> <p><b>VD1091</b></p>
	09/00-06/05	ATD	74		<p>ALT, PS, (AC) ALT, PS, (AC), CH-NO 1J-6-005 001⇒ ALT, PS, (-AC) ONLY WITH VD1091 ONLY WITH VD1076 ALT, (Bosch), FOR ALT: 70A, OE-NO 038903023K, 038903024B, FOR ALT: 90A, OE-NO 038903023L, 038903024D, FOR ALT: 120A, OE-NO 028903028E ALT, (Valeo), FOR ALT: 70A, OE-NO 038903023Q, 038903024C, FOR ALT: 90A, OE-NO 038903023R, 038903024E, FOR ALT: 120A, OE-NO 038903023S ALT, (Hitachi), FOR ALT: 120A, OE-NO 028903029G CH-NO 1J-6-005 001⇒</p>	<p><b>6DPK1195</b> <b>6DPK1195D1</b> <b>6PK1120</b> <b>MS17</b> <b>MS18</b> <b>AP9001</b></p> <p><b>AP9001</b></p> <p><b>AP9001</b></p> <p><b>VD1076</b></p>





**VW**

GOLF IV (1J1)

				CT1028	⇒CH-NO 1J-6-005 000	VD1091
				CT1028K2	CA, WP	
				CT1028K2	CA, WP, MTR-CODE: ATD, ⇒CH-NO 1J-2W592 782, 1J-2U403 276, 1J-2D352 773, 1J-2B123 078, 1J-2P394 000	
				CT1028K2	MTR-CODE: AXR, ⇒MTR-NO AXR 021 000, CA, WP	
				CT1028K3	CA, WP, MTR-CODE: ATD, CH-NO 1J-2W592 783⇒, 1J-2U403 277⇒, 1J-2D352 774⇒, 1J-2B123 079⇒, 1J-2P394 001⇒	
				CT1028K3	MTR-CODE: AXR, MTR-NO AXR 021 001⇒, CA, WP	
				CT1028K4	CA, WP, MTR-CODE: ATD, ⇒CH-NO 1J-2W592 782, 1J-2U403 276, 1J-2D352 773, 1J-2B123 078, 1J-2P394 000	
				CT1028K4	MTR-CODE: AXR, ⇒MTR-NO AXR 021 000, CA, WP	
				CT1028WP2	⇒MODEL '02, CA, WP, MTR-CODE: ATD, CH-NO 1J-2W592 783⇒, 1J-2U403 277⇒, 1J-2D352 774⇒, 1J-2B123 079⇒, 1J-2P394 001⇒	
				CT1028WP2	⇒MODEL '02, MTR-CODE: AXR, MTR-NO AXR 021 001⇒, CA, WP	
CT1028WP4	MODEL '03⇒, MTR-CODE: ATD, AXR, CA, WP					
CT1028WP7	⇒MODEL '02, MTR-CODE: ATD, CA, WP, ⇒CH-NO 1J-2W592 782, 1J-2U403 276, 1J-2D352 773, 1J-2B123 078, 1J-2P394 000					
CT1028WP7	⇒MODEL '02, MTR-CODE: AXR, ⇒MTR-NO AXR 021 000, CA, WP					
02/00-06/05	ARL	110		ALT, (AC) ALT, (-AC) ALT, (Bosch), FOR ALT: 70A, OE-NO 038903023K, 038903024B, FOR ALT: 90A, OE-NO 038903023L, 038903024D, FOR ALT: 120A, OE-NO 028903028E ALT, (Valeo), FOR ALT: 70A, OE-NO 038903023Q, 038903024C, FOR ALT: 90A, OE-NO 038903023R, 038903024E, FOR ALT: 120A, OE-NO 038903023S ALT, (Hitachi), FOR ALT: 120A, OE-NO 028903029G	6DPK1195 6PK1120 AP9001  AP9001  AP9001  VD1091	
				CT1028	CA	
				CT1028K2	CA, ⇒CH-NO 1J-2W592 782, 1J2U403 276, 1J-2D352 773, 1J-2B123 078, 1J-2P394 000	
				CT1028K3	CA, CH-NO 1J-2W592 783⇒, 1J2U403 277⇒, 1J-2D352 774⇒, 1J-2B123 079⇒, 1J-2P394 001⇒	
				CT1028K4	CA, ⇒CH-NO 1J-2W592 782, 1J2U403 276, 1J-2D352 773, 1J-2B123 078, 1J-2P394 000	
				CT1028WP5	CA, CH-NO 1J-2W592 783⇒, 1J2U403 277⇒, 1J-2D352 774⇒, 1J-2B123 079⇒, 1J-2P394 001⇒	
11/00-06/05	ASZ	96		ALT, PS, (AC) ALT, PS, (AC), CH-NO 1J-4D008 312⇒, 1J-4U001 139⇒, 1J-4W040 232⇒ ALT, PS, (-AC) ONLY WITH VD1091 ONLY WITH VD1076 ALT, (Bosch), FOR ALT: 70A, OE-NO 038903023K, 038903024B, FOR ALT: 90A, OE-NO 038903023L, 038903024D, FOR ALT: 120A, OE-NO 028903028E ALT, (Valeo), FOR ALT: 70A, OE-NO 038903023Q, 038903024C, FOR ALT: 90A, OE-NO 038903023R, 038903024E, FOR ALT: 120A, OE-NO 038903023S ALT, (Hitachi), FOR ALT: 120A, OE-NO 028903029G MTR-CODE: ASZ, CH-NO 1J-4D008 312⇒, 1J-4U001 139⇒, 1J-4W040 232⇒ MTR-CODE: ASZ, ⇒CH-NO 1J-4D008 311, 1J-4U001 138, 1J-4W040 231	6DPK1195 6DPK1195D1  6PK1120 MS17 MS18 AP9001  AP9001  AP9001  VD1076 VD1091	
				CT1028	CA, WP	

VW



**VW**

**GOLF IV (1J1)**



					<p><b>CT1028K2</b> CA, WP, ⇒CH-NO 1J-2W592 782, 1J-2U403 276, 1J-2D352 773, 1J-2B123 078, 1J-2P394 000</p> <p><b>CT1028K3</b> CA, WP, CH-NO 1J-2W592 783⇒, 1J-2U403 277⇒, 1J-2D352 774⇒, 1J-2B123 079⇒, 1J-2P394 001⇒</p> <p><b>CT1028K4</b> CA, WP, ⇒CH-NO 1J-2W592 782, 1J-2U403 276, 1J-2D352 773, 1J-2B123 078, 1J-2P394 000</p> <p><b>CT1028WP2</b> ⇒MODEL '02, CA, WP, CH-NO 1J-2W592 783⇒, 1J-2U403 277⇒, 1J-2D352 774⇒, 1J-2B123 079⇒, 1J-2P394 001⇒</p> <p><b>CT1028WP4</b> MODEL '03⇒, CA, WP</p> <p><b>CT1028WP7</b> ⇒MODEL '02, CA, WP, ⇒CH-NO 1J-2W592 782, 1J-2U403 276, 1J-2D352 773, 1J-2B123 078, 1J-2P394 000</p>	
	07/98-04/02	AGR, ALH	66		<p>ALT, PS, (AC)</p> <p>ALT, PS, (AC), CH-NO 1J-3B075 001⇒, 1J3D016 001⇒, 1J-3P066 001⇒, 1J-3U205 001⇒, 1J-3B350 001⇒</p> <p>ALT, PS, (-AC)</p> <p>ONLY WITH VD1089</p> <p>ONLY WITH VD1076</p> <p>ALT, (Bosch), FOR ALT: 70A, OE-NO 038903023K, 038903024B, FOR ALT: 90A, OE-NO 038903023L, 038903024D, FOR ALT: 120A, OE-NO 028903028E</p> <p>ALT, (Valeo), FOR ALT: 70A, OE-NO 038903023Q, 038903024C, FOR ALT: 90A, OE-NO 038903023R, 038903024E, FOR ALT: 120A, OE-NO 038903023S</p> <p>ALT, (Hitachi), FOR ALT: 120A, OE-NO 028903029G</p> <p>ALT, ⇒CH-NO 1J-W-200 000, (Bosch), FOR ALT: 70A, OE-NO 038 903 023 G, FOR ALT: 90A, OE-NO 038 903 023 H, FOR ALT: 120A, OE-NO 038 903 023 J</p> <p>CH-NO 1J-3B075 001⇒, 1J-3D016 001⇒, 1J-3P066 001⇒, 1J-3U205 001⇒, 1J-3W350 001⇒</p> <p>⇒CH-NO 1J-3B075 000, 1J-3D016 000, 1J-3P066 000, 1J-3U205 000, 1J-3W350 000</p> <p><b>CT1044</b> CA, WP, MTR-CODE: AGR, MTR-NO 565001⇒</p> <p><b>CT1044</b> CA, WP, MTR-CODE: ALH, MTR-NO 500001⇒</p> <p><b>CT1044K1</b> CA, WP, MTR-CODE: AGR, MTR-NO 565 001⇒</p> <p><b>CT1044K1</b> CA, WP, MTR-CODE: ALH, MTR-NO 500 001⇒</p> <p><b>CT1044WP1</b> CA, WP, MTR-CODE: AGR, MTR-NO 565 001⇒</p> <p><b>CT1044WP1</b> CA, WP, MTR-CODE: ALH, MTR-NO 500 001⇒</p> <p><b>CT946</b> CA, WP, MTR-CODE: AGR, ⇒MTR-NO 565000</p> <p><b>CT946</b> CA, WP, MTR-CODE: ALH, ⇒MTR-NO 500000</p>	<p><b>6PK1660</b></p> <p><b>6PK1660D1</b></p> <p><b>6PK906</b></p> <p><b>MS17</b></p> <p><b>MS18</b></p> <p><b>AP9001</b></p> <p><b>AP9001</b></p> <p><b>AP9001</b></p> <p><b>AP9001</b></p> <p><b>VD1076</b></p> <p><b>VD1089</b></p>
2.0	07/98-05/04	AQY, APK, AZG, AZJ	85	1984	<p>ALT, (AC)</p> <p>ALT, (-AC)</p> <p>ALT, (Bosch), FOR ALT: 120A, OE-NO 028 903 028 E, 038 903 024 F</p> <p>ALT, (Valeo), FOR ALT: 120A, OE-NO 038 903 023 S, 038 903 024 G</p> <p>ALT, (Hitachi), FOR ALT: 120A, OE-NO 028 903 029 G</p> <p>CA</p> <p>CA</p> <p>CA</p>	<p><b>6DPK1195</b></p> <p><b>6PK1120</b></p> <p><b>AP9001</b></p> <p><b>AP9001</b></p> <p><b>AP9001</b></p> <p><b>VD1107</b></p>
2.0 4motion	10/00-06/05	AZH, AZJ	85	1984	<p>ALT, PS, AC</p> <p>ALT, PS</p> <p>CA</p> <p>CA</p> <p>CA</p>	<p><b>6DPK1195</b></p> <p><b>6PK1120</b></p> <p><b>VD1107</b></p>
2.3 V5	10/00-06/05	AQN	125	2324	<p>ALT, (AC)</p>	<p><b>6DPK1320</b></p>





<b>VW</b>							
<b>GOLF IV (1J1)</b>							
						ALT, (-AC) ALT, (Bosch), FOR ALT: 70A, OE-NO 038903023K, 038903024B, FOR ALT: 90A, OE-NO 038903023L, 038903024D, FOR ALT: 120A, OE-NO 028903028E ALT, (Valeo), FOR ALT: 70A, OE-NO 038903023Q, 038903024C, FOR ALT: 90A, OE-NO 038903023R, 038903024E, FOR ALT: 120A, OE-NO 038903023S ALT, (Hitachi), FOR ALT: 120A, OE-NO 028903029G	<b>6PK1264</b> <b>AP9001</b>  <b>AP9001</b>  <b>AP9001</b>
	08/97-10/00	AGZ	110			ALT, (AC) ALT, (-AC) ALT, (Bosch), FOR ALT: 70A, OE-NO 038903023K, FOR ALT: 90A, OE-NO 038903023L, FOR ALT: 120A, OE-NO 028903028E ALT, (Valeo), FOR ALT: 70A, OE-NO 038903023Q, FOR ALT: 90A, OE-NO 038903023R, FOR ALT: 120A, OE-NO 038903023S ALT, (Hitachi), FOR ALT: 120A, OE-NO 028903029G ALT, ⇒CH-NO 1J-W-200 000, (Bosch), FOR ALT: 90A, OE-NO 071 903 023, FOR ALT: 120A, OE-NO 071 903 023 A	<b>6DPK1352</b> <b>6PK1285</b> <b>AP9001</b>  <b>AP9001</b>  <b>AP9001</b>  <b>AP9016</b>
2.3 V5 4motion	12/98-10/00	AGZ	110	2324		ALT, (AC) ALT, (-AC) ALT, (Bosch), FOR ALT: 70A, OE-NO 038903023K, FOR ALT: 90A, OE-NO 038903023L, FOR ALT: 120A, OE-NO 028903028E ALT, (Valeo), FOR ALT: 70A, OE-NO 038903023Q, FOR ALT: 90A, OE-NO 038903023R, FOR ALT: 120A, OE-NO 038903023S ALT, (Hitachi), FOR ALT: 120A, OE-NO 028903029G ALT, ⇒CH-NO 1J-W-200 000, (Bosch), FOR ALT: 90A, OE-NO 071 903 023, FOR ALT: 120A, OE-NO 071 903 023 A	<b>6DPK1352</b> <b>6PK1285</b> <b>AP9001</b>  <b>AP9001</b>  <b>AP9001</b>  <b>AP9016</b>
	10/00-06/05	AQN	125			ALT, (AC) ALT, (-AC) ALT, (Bosch), FOR ALT: 70A, OE-NO 038903023K, 038903024B, FOR ALT: 90A, OE-NO 038903023L, 038903024D, FOR ALT: 120A, OE-NO 028903028E ALT, (Valeo), FOR ALT: 70A, OE-NO 038903023Q, 038903024C, FOR ALT: 90A, OE-NO 038903023R, 038903024E, FOR ALT: 120A, OE-NO 038903023S ALT, (Hitachi), FOR ALT: 120A, OE-NO 028903029G	<b>6DPK1320</b> <b>6PK1264</b> <b>AP9001</b>  <b>AP9001</b>  <b>AP9001</b>
2.8	08/97-09/99	AAA	128	2792		2.FAN 2.FAN ALT, PS, AC ALT, PS	<b>2PJ800</b> <b>2PJ860</b> <b>7DPK1360</b> <b>7PK1290</b>
2.8 V6 4motion	03/99-06/05	AQP, AUE, BDE	150	2792		ALT, (AC) ALT, (-AC) MTR-CODE: BDE, AUE ALT, (Bosch), FOR ALT: 70A, OE-NO 038903023K, 038903024B, FOR ALT: 90A, OE-NO 038903023L, 038903024D, FOR ALT: 120A, OE-NO 028903028E ALT, (Valeo), FOR ALT: 70A, OE-NO 038903023Q, 038903024C, FOR ALT: 90A, OE-NO 038903023R, 038903024E, FOR ALT: 120A, OE-NO 038903023S ALT, (Hitachi), FOR ALT: 120A, OE-NO 028903029G	<b>6DPK1320</b> <b>6PK1264</b> <b>AP9001</b> <b>AP9001</b>  <b>AP9001</b>  <b>AP9001</b>
2.8 VR6	03/02-10/05	BDF	147	2792		ALT, (AC)	<b>6DPK1320</b>
3.2 R32 4motion	09/02-06/05	BFH, BML	177	3189		ALT, (AC) ALT, (-AC)	<b>6DPK1320</b> <b>6PK1264</b>
<b>GOLF IV Cabriolet (1E7)</b>							
1.6	06/98-06/02	AFT, AKS	74	1595		PS PS, (AC) ALT, (-AC), FOR ALT: 120A ALT, AC	<b>11,5X685Ld</b> <b>11,5X755Ld</b> <b>6PK1033</b> <b>6PK1153</b>

**VW**

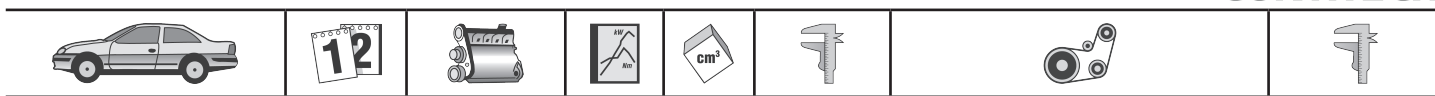




**VW**

**GOLF IV Cabriolet (1E7)**

					<b>CT848</b> <b>CT848K4</b>	ALT, (-AC), FOR ALT: 70A, FOR ALT: 90A CA CA	<b>6PK894</b>
1.8	06/98-06/02	AAM, ANN	55	1781	<b>CT848</b> <b>CT848K4</b>	PS PS, (AC) 2.FAN ALT, (TP) ALT, AC ALT CA CA	<b>11,5X685Ld</b> <b>11,5X755Ld</b> <b>2PJ800</b> <b>6PK1033</b> <b>6PK1153</b> <b>6PK894</b>
		ADZ, ANP	66		<b>CT848</b> <b>CT848K4</b>	PS, (-AC) PS, (AC) 2.FAN ALT, (-AC), FOR ALT: 120A ALT, (AC) ALT, (-AC), FOR ALT: 70A, FOR ALT: 90A CA CA	<b>11,5X685Ld</b> <b>11,5X755Ld</b> <b>2PJ800</b> <b>6PK1033</b> <b>6PK1153</b> <b>6PK894</b>
1.9 TDI	06/98-06/02	AHU, ALE	66	1896	<b>CT637</b> <b>CT637K1</b>	PS, (-AC) PS, WP, (AC) 2.FAN, OE-NO 1H0 119 137 2.FAN, OE-NO 1H0 119 137 A ALT, (-AC) ALT, (AC) ONLY WITH VD1084 ALT, (AC), (Bosch), FOR ALT: 90A, OE-NO 028 903 028 J, FOR ALT: 120A, OE-NO 028 903 026 G CA CA	<b>11,5X730Ld</b> <b>11,5X790Ld</b> <b>2PJ800</b> <b>2PJ860</b> <b>6PK1045</b> <b>6PK1145</b> <b>MS13</b> <b>AP9004</b>  <b>VD1084</b>
		AFN, AVG	81		<b>CT867</b> <b>CT867K4</b>	PS, (-AC) PS, WP, (AC) 2.FAN, OE-NO 1H0 119 137 2.FAN, OE-NO 1H0 119 137 A ALT, (-AC) ALT, (AC) ONLY WITH VD1084 ALT, (Bosch), FOR ALT: 120A, OE-NO 028 903 026 G CA CA	<b>11,5X730Ld</b> <b>11,5X790Ld</b> <b>2PJ800</b> <b>2PJ860</b> <b>6PK1045</b> <b>6PK1145</b> <b>MS13</b> <b>AP9004</b>  <b>VD1084</b>
2.0	06/98-06/02	AGG, AKR, AWF, AWG, ATU	85	1984	<b>CT630</b> <b>CT630K1</b> <b>CT630K4</b>	PS PS, (AC) 2.FAN ALT, (-AC), FOR ALT: 120A ALT, AC ALT, (-AC), FOR ALT: 70A, FOR ALT: 90A CA CA, MTR-CODE: AGG, AKR CA, MTR-CODE: ATU, AWF, AWG	<b>11,5X685Ld</b> <b>11,5X755Ld</b> <b>2PJ800</b> <b>6PK1033</b> <b>6PK1153</b> <b>6PK894</b>
<b>GOLF IV Variant (1J5)</b>							
1.4 16V	05/99-06/06	AHW, AKQ, APE, AXP, BCA	55	1390	<b>CT957(SET)</b> <b>CT957K1</b> <b>CT957K1</b> <b>CT957K1</b> <b>CT957K1</b> <b>CT957K2</b> <b>CT957K2</b> <b>CT957K3</b> <b>CT957WP1</b> <b>CT957WP1</b> <b>CT957WP1</b> <b>CT957WP1</b> <b>CT957WP3</b> <b>CT957WP4</b> <b>CT957WP4</b>	ALT, PS, (-AC) ALT, PS, (AC) MTR-CODE: AKQ, AHW, APE, AXP, BCA, CA CA, MTR-CODE: AHW, MTR-NO 164201⇒, ⇒CH-NO 1J-6-050 000 CA, MTR-CODE: AKQ, MTR-NO 241245⇒ MTR-CODE: BCA, CA, ⇒CH-NO 1J-6-050 000 CA, MTR-CODE: APE, AXP CA, MTR-CODE: AHW, ⇒MTR-NO 164200 CA, MTR-CODE: AKQ, ⇒MTR-NO 241244 MTR-CODE: AHW, BCA, CH-NO 1J-7-000 001⇒, CA CA, MTR-CODE: AKQ, MTR-NO 241245⇒ CA, MTR-CODE: AHW, MTR-NO 164201⇒, ⇒CH-NO 1J-6-050 000 MTR-CODE: BCA, CA, ⇒CH-NO 1J-6-050 000 CA, MTR-CODE: APE, AXP MTR-CODE: AHW, BCA, CH-NO 1J-7-000 001⇒, CA CA, MTR-CODE: AHW, ⇒MTR-NO 164200 CA, MTR-CODE: AKQ, ⇒MTR-NO 241244	<b>6PK1080</b> <b>6PK1548</b>

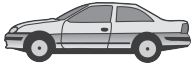




<b>VW</b>						
<b>GOLF IV Variant (1J5)</b>						
 1.6	05/99-02/00	AEH, AKL, APF	74	1595	ALT, (AC) ALT, (-AC) MTR-CODE: AKL, AEH ALT, (Bosch), FOR ALT: 70A, OE-NO 038903023K, 038903024B, FOR ALT: 90A, OE-NO 038903023L, 038903024D, FOR ALT: 120A, OE-NO 028903028E ALT, (Valeo), FOR ALT: 70A, OE-NO 038903023Q, 038903024C, FOR ALT: 90A, OE-NO 038903023R, 038903024E, FOR ALT: 120A, OE-NO 038903023S ALT, (Hitachi), FOR ALT: 120A, OE-NO 028903029G	<b>6DPK1195</b> <b>6PK1120</b> <b>AP9001</b> <b>AP9001</b>  <b>AP9001</b>  <b>AP9001</b>
					<b>CT908</b> <b>CT908K1</b> <b>CT908WP1</b>	CA CA CA
	08/00-06/06	AVU, BFQ	75		ALT, PS, AC ALT, PS ALT, (Bosch), FOR ALT: 120A, OE-NO 028 903 028 E ALT, (Hitachi), FOR ALT: 120A, OE-NO 028 903 023 G ALT, (Valeo), FOR ALT: 120A, OE-NO 038 903 023 S	<b>6DPK1195</b> <b>6PK1120</b> <b>AP9001</b>  <b>AP9001</b>  <b>AP9001</b>
					<b>CT908</b> <b>CT908K1</b> <b>CT908WP1</b>	CA CA CA
1.6 16V	02/00-06/06	ATN, AUS, AZD, BCB	77	1598	ALT, PS ALT, PS, AC	<b>6PK1080</b> <b>6PK1548</b>
					<b>CT957(SET)</b> <b>CT957K1</b> <b>CT957WP2</b>	CA CA CA
1.6 FSI	01/02-06/06	BAD	81	1598	ALT, (-AC) ALT, (AC)	<b>6PK1080</b> <b>6PK1538</b>
					<b>CT957(SET)</b> <b>CT957K1</b> <b>CT957WP2</b>	CA CA CA
1.6 FSi	10/03-07/04	BAG	85	1598	ALT, PS, (-AC) ALT, PS, AC	<b>6PK1190</b> <b>6PK1733</b>
1.8 4motion	05/99-06/06	AGN	92	1781	ALT, (AC) ALT, (-AC)	<b>6DPK1195</b> <b>6PK1120</b> <b>VD1107</b>
					<b>CT909</b> <b>CT909K2</b> <b>CT909K3</b> <b>CT909K6</b> <b>CT909K7</b> <b>CT909WP1</b>	CA CA, CH-NO 1J-Y-850 001⇒ CA, CH-NO 1J-Y-850 001⇒ CA, ⇒CH-NO 1J-Y-850 000 CA, ⇒CH-NO 1J-Y-850 000 CA, CH-NO 1J-Y-850 001⇒
1.8 T	05/00-06/06	AGU, AUM, ARZ, AWD, AQA	110	1781	ALT, PS, AC ALT, PS	<b>6DPK1195</b> <b>6PK1120</b> <b>VD1107</b>
					<b>CT909</b> <b>CT909K2</b> <b>CT909K3</b> <b>CT909K6</b> <b>CT909K7</b> <b>CT909WP1</b>	CA CA, CH-NO 1J-Y-850 001⇒ CA, CH-NO 1J-Y-850 001⇒ CA, ⇒CH-NO 1J-Y-850 000 CA, ⇒CH-NO 1J-Y-850 000 CA, CH-NO 1J-Y-850 001⇒
1.9 SDI	05/99-06/06	AGP, AQM	50	1896	ALT, PS, (AC) ALT, PS, (AC), CH-NO 1J-3B075 001⇒, 1J3D016 001⇒, 1J-3P066 001⇒, 1J-3U205 001⇒, 1J-3B350 001⇒, MTR-CODE: AQM ALT, PS, (-AC) ONLY WITH VD1089 ONLY WITH VD1076 ALT, (Bosch), FOR ALT: 70A, OE-NO 038903023K, 038903024B, FOR ALT: 90A, OE-NO 038903023L, 038903024D, FOR ALT: 120A, OE-NO 028903028E ALT, (Valeo), FOR ALT: 70A, OE-NO 038903023Q, 038903024C, FOR ALT: 90A, OE-NO 038903023R, 038903024E, FOR ALT: 120A, OE-NO 038903023S ALT, (Hitachi), FOR ALT: 120A, OE-NO 028903029G ALT, MTR-CODE: AGP, ⇒CH-NO 1J-W-200 000, (Bosch), FOR ALT: 70A, OE-NO 038 903 023 G, FOR ALT: 90A, OE-NO 038 903	<b>6PK1660</b> <b>6PK1660D1</b>  <b>6PK906</b> <b>MS17</b> <b>MS18</b> <b>AP9001</b>  <b>AP9001</b>  <b>AP9001</b>  <b>AP9016</b>







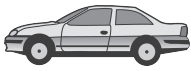
**VW**

GOLF IV Variant (1J5)



					<p>023 H, FOR ALT: 120A, OE-NO 038 903 023 J CH-NO 1J-3B075 001⇒, 1J-3D016 001⇒, 1J-3P066 001⇒, 1J-3U205 001⇒, 1J-3W350 001⇒ ⇒CH-NO 1J-3B075 000, 1J-3D016 000, 1J-3P066 000, 1J-3U205 000, 1J-3W350 000</p> <p><b>VD1076</b></p> <p><b>VD1089</b></p> <p><b>CT1044</b> CA, WP, MTR-CODE: AGP, MTR-NO 400 001⇒ <b>CT1044</b> CA, WP, MTR-CODE: AQM, MTR-NO 045 001⇒ <b>CT1044K1</b> CA, WP, MTR-CODE: AGP, MTR-NO 595 001⇒ <b>CT1044K1</b> CA, WP, MTR-CODE: AQM, MTR-NO 045 001⇒ <b>CT1044WP1</b> CA, WP, MTR-CODE: AQM, MTR-NO 045 001⇒ <b>CT1044WP1</b> CA, WP, MTR-CODE: AGP, MTR-NO 595 001⇒ <b>CT946</b> CA, WP, MTR-CODE: AGP, ⇒MTR-NO 400 000 <b>CT946</b> CA, WP, MTR-CODE: AQM, ⇒MTR-NO 045 000 <b>CT946K1</b> CA, WP, MTR-CODE: AGP, ⇒MTR-NO 400 000 <b>CT946K1</b> CA, WP, MTR-CODE: AQM, ⇒MTR-NO 030 000</p>	
1.9 TDI	05/99-05/06	AGR, ALH	66	1896	<p>ALT, PS, (AC) ALT, PS, (AC), CH-NO 1J-3B075 001⇒, 1J3D016 001⇒, 1J-3P066 001⇒, 1J-3U205 001⇒, 1J-3B350 001⇒ ALT, PS, (-AC) ONLY WITH VD1089 ONLY WITH VD1076 ALT, (Bosch), FOR ALT: 70A, OE-NO 038903023K, 038903024B, FOR ALT: 90A, OE-NO 038903023L, 038903024D, FOR ALT: 120A, OE-NO 028903028E ALT, (Valeo), FOR ALT: 70A, OE-NO 038903023Q, 038903024C, FOR ALT: 90A, OE-NO 038903023R, 038903024E, FOR ALT: 120A, OE-NO 038903023S ALT, (Hitachi), FOR ALT: 120A, OE-NO 028903029G ALT, ⇒CH-NO 1J-W-200 000, (Bosch), FOR ALT: 70A, OE-NO 038 903 023 G, FOR ALT: 90A, OE-NO 038 903 023 H, FOR ALT: 120A, OE-NO 038 903 023 J CH-NO 1J-3B075 001⇒, 1J-3D016 001⇒, 1J-3P066 001⇒, 1J-3U205 001⇒, 1J-3W350 001⇒ ⇒CH-NO 1J-3B075 000, 1J-3D016 000, 1J-3P066 000, 1J-3U205 000, 1J-3W350 000</p> <p><b>6PK1660</b> <b>6PK1660D1</b></p> <p><b>6PK906</b> <b>MS17</b> <b>MS18</b> <b>AP9001</b></p> <p><b>AP9001</b></p> <p><b>AP9001</b></p> <p><b>AP9016</b></p> <p><b>VD1076</b></p> <p><b>VD1089</b></p> <p><b>CT1044</b> CA, WP, MTR-CODE: AGR, MTR-NO 565001⇒ <b>CT1044</b> CA, WP, MTR-CODE: ALH, MTR-NO 500001⇒ <b>CT1044K1</b> CA, WP, MTR-CODE: AGR, MTR-NO 565 001⇒ <b>CT1044K1</b> CA, WP, MTR-CODE: ALH, MTR-NO 500 001⇒ <b>CT1044WP1</b> CA, WP, MTR-CODE: AGR, MTR-NO 565 001⇒ <b>CT1044WP1</b> CA, WP, MTR-CODE: ALH, MTR-NO 500 001⇒ <b>CT946</b> CA, WP, MTR-CODE: AGR, ⇒MTR-NO 565000 <b>CT946</b> CA, WP, MTR-CODE: ALH, ⇒MTR-NO 500000</p>	
	05/99-06/01	AHF, ASV	81		<p>ALT, PS, (AC) ALT, PS, (AC), CH-NO 1J-3B075 001⇒, 1J3D016 001⇒, 1J-3P066 001⇒, 1J-3U205 001⇒, 1J-3B350 001⇒ ALT, PS, (-AC) ONLY WITH VD1089 ONLY WITH VD1076</p> <p><b>6PK1660</b> <b>6PK1660D1</b></p> <p><b>6PK906</b> <b>MS17</b> <b>MS18</b></p>	





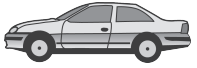
**VW**

**GOLF IV Variant (1J5)**

				ALT, (Bosch), FOR ALT: 70A, OE-NO 038903023K, 038903024B, FOR ALT: 90A, OE-NO 038903023L, 038903024D, FOR ALT: 120A, OE-NO 028903028E	<b>AP9001</b>
				ALT, (Valeo), FOR ALT: 70A, OE-NO 038903023Q, 038903024C, FOR ALT: 90A, OE-NO 038903023R, 038903024E, FOR ALT: 120A, OE-NO 038903023S	<b>AP9001</b>
				ALT, (Hitachi), FOR ALT: 120A, OE-NO 028903029G	<b>AP9001</b>
				ALT, MTR-CODE: AHF, ⇒CH-NO 1J-W-200 000, (Bosch), FOR ALT: 70A, OE-NO 038 903 023 G, FOR ALT: 90A, OE-NO 038 903 023 H, FOR ALT: 120A, OE-NO 038 903 023 J	<b>AP9016</b>
				CH-NO 1J-3B075 001⇒, 1J-3D016 001⇒, 1J-3P066 001⇒, 1J-3U205 001⇒, 1J-3W350 001⇒	<b>VD1076</b>
				⇒CH-NO 1J-3B075 000, 1J-3D016 000, 1J-3P066 000, 1J-3U205 000, 1J-3W350 000	<b>VD1089</b>
				<b>CT1044</b>	CA, WP, MTR-CODE: ASV, MTR-NO 150001⇒
<b>CT1044</b>	CA, WP, MTR-CODE: AHF, MTR-NO 595001⇒				
<b>CT1044K1</b>	CA, WP, MTR-CODE: ASV				
<b>CT1044K1</b>	CA, WP, MTR-CODE: AHF, MTR-NO 595 001⇒				
<b>CT1044WP1</b>	CA, WP, MTR-CODE: ASV				
<b>CT1044WP1</b>	CA, WP, MTR-CODE: AHF, MTR-NO 595 001⇒				
<b>CT946</b>	CA, WP, MTR-CODE: AHF, ⇒MTR-NO 595000				
<b>CT946</b>	CA, WP, MTR-CODE: ASV, ⇒MTR-NO 150000				
08/99-06/01	AJM, AUY	85		ALT, (-AC), MTR-CODE: AUY	<b>5PK1432</b>
				ALT, (AC), MTR-CODE: AUY, AJM	<b>6DPK1195</b>
				ALT, (-AC), MTR-CODE: AJM	<b>6PK1120</b>
				ALT, (Bosch), FOR ALT: 70A, OE-NO 038 903 023 K, FOR ALT: 90A, OE-NO 038 903 023 L, FOR ALT: 120A, OE-NO 028 903 028 E	<b>AP9001</b>
				ALT, (Valeo), FOR ALT: 70A, OE-NO 038 903 023 Q, FOR ALT: 90A, OE-NO 038 903 023 R, FOR ALT: 120A, OE-NO 038 903 023 S	<b>AP9001</b>
				ALT, (Hitachi), FOR ALT: 120A, OE-NO 028 903 029 G	<b>AP9001</b>
					<b>VD1091</b>
				<b>CT1028</b>	CA, MTR-CODE: AUY, AJM
				<b>CT1028K1</b>	CA, MTR-CODE: AJM, ⇒MTR-NO 185 670
				<b>CT1028K2</b>	CA, MTR-CODE: AUY
				<b>CT1028K2</b>	CA, MTR-CODE: AJM, MTR-NO 185 671⇒
				<b>CT1028K4</b>	CA, MTR-CODE: AUY
				<b>CT1028K4</b>	CA, MTR-CODE: AJM, MTR-NO 185 671⇒
				<b>CT1028K5</b>	CA, MTR-CODE: AJM, ⇒MTR-NO 185 670
				<b>CT1028WP6</b>	CA, MTR-CODE: AJM, ⇒MTR-NO 185 670
				<b>CT1028WP7</b>	CA, MTR-CODE: AUY
				<b>CT1028WP7</b>	CA, MTR-CODE: AJM, CH-NO 185 671⇒
09/00-06/06	ATD, AXR	74		ALT, PS, (AC)	<b>6DPK1195</b>
				ALT, PS, (AC), CH-NO 1J-6-005 001⇒	<b>6DPK1195D1</b>
				ALT, PS, (-AC)	<b>6PK1120</b>
				ONLY WITH VD1091	<b>MS17</b>
				ONLY WITH VD1076	<b>MS18</b>
				ALT, (Bosch), FOR ALT: 70A, OE-NO 038903023K, 038903024B, FOR ALT: 90A, OE-NO 038903023L, 038903024D, FOR ALT: 120A, OE-NO 028903028E	<b>AP9001</b>
				ALT, (Valeo), FOR ALT: 70A, OE-NO 038903023Q, 038903024C, FOR ALT: 90A, OE-NO 038903023R, 038903024E, FOR ALT: 120A, OE-NO 038903023S	<b>AP9001</b>
				ALT, (Hitachi), FOR ALT: 120A, OE-NO 028903029G	<b>AP9001</b>
				CH-NO 1J-6-005 001⇒	<b>VD1076</b>
				⇒CH-NO 1J-6-005 000	<b>VD1091</b>
				<b>CT1028</b>	CA, WP
				<b>CT1028K2</b>	CA, WP, MTR-CODE: ATD, ⇒CH-NO 1J-



VW

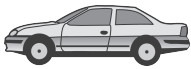


**VW**

GOLF IV Variant (1J5)

					CT1028K2	MTR-CODE: AXR, ⇒MTR-NO AXR 025 000, CA, WP	
					CT1028K3	CA, WP, MTR-CODE: ATD, CH-NO 1J-2W592 783⇒, 1J-2U403 277⇒, 1J-2D352 774⇒, 1J-2B123 079⇒, 1J-2P394 001⇒	
					CT1028K3	MTR-CODE: AXR, MTR-NO AXR 025 001⇒, CA, WP	
					CT1028K4	CA, WP, MTR-CODE: ATD, ⇒CH-NO 1J-2W592 782, 1J-2U403 276, 1J-2D352 773, 1J-2B123 078, 1J-2P394 000	
					CT1028K4	MTR-CODE: AXR, ⇒MTR-NO AXR 025 000, CA, WP	
					CT1028WP2	⇒MODEL '02, CA, WP, MTR-CODE: ATD, CH-NO 1J-2W592 783⇒, 1J-2U403 277⇒, 1J-2D352 774⇒, 1J-2B123 079⇒, 1J-2P394 001⇒	
					CT1028WP2	⇒MODEL '02, MTR-CODE: AXR, MTR-NO AXR 025 001⇒, CA, WP	
					CT1028WP4	CA, MTR-CODE: ATD, AXR, MODEL '03⇒	
					CT1028WP7	⇒MODEL '02, MTR-CODE: ATD, CA, WP, ⇒CH-NO 1J-2W592 782, 1J-2U403 276, 1J-2D352 773, 1J-2B123 078, 1J-2P394 000	
11/00-06/06	ASZ	96			CT1028WP7	⇒MODEL '02, MTR-CODE: AXR, ⇒MTR-NO AXR 025 000, CA, WP	
						ALT, PS, (AC) ALT, PS, (AC), CH-NO 1J-4D008 312⇒, 1J-4U001 139⇒, 1J-4W040 232⇒ ALT, PS, (-AC) ONLY WITH VD1091 ONLY WITH VD1076 ALT, (Bosch), FOR ALT: 70A, OE-NO 038903023K, 038903024B, FOR ALT: 90A, OE-NO 038903023L, 038903024D, FOR ALT: 120A, OE-NO 028903028E ALT, (Valeo), FOR ALT: 70A, OE-NO 038903023Q, 038903024C, FOR ALT: 90A, OE-NO 038903023R, 038903024E, FOR ALT: 120A, OE-NO 038903023S ALT, (Hitachi), FOR ALT: 120A, OE-NO 028903029G MTR-CODE: ASZ, CH-NO 1J-4D008 312⇒, 1J-4U001 139⇒, 1J-4W040 232⇒ MTR-CODE: ASZ, ⇒CH-NO 1J-4D008 311, 1J-4U001 138, 1J-4W040 231	6DPK1195 6DPK1195D1  6PK1120 MS17 MS18 AP9001  AP9001  AP9001  VD1076 VD1091
					CT1028	CA, WP	
					CT1028K2	CA, WP, ⇒CH-NO 1J-2W592 782, 1J-2U403 276, 1J-2D352 773, 1J-2B123 078, 1J-2P394 000	
					CT1028K3	CA, WP, CH-NO 1J-2W592 783⇒, 1J-2U403 277⇒, 1J-2D352 774⇒, 1J-2B123 079⇒, 1J-2P394 001⇒	
					CT1028K4	CA, WP, ⇒CH-NO 1J-2W592 782, 1J-2U403 276, 1J-2D352 773, 1J-2B123 078, 1J-2P394 000	
					CT1028WP2	⇒MODEL '02, CA, WP, CH-NO 1J-2W592 783⇒, 1J-2U403 277⇒, 1J-2D352 774⇒, 1J-2B123 079⇒, 1J-2P394 001⇒	
					CT1028WP4	MODEL '03⇒, CA, WP	
					CT1028WP7	⇒MODEL '02, CA, WP, ⇒CH-NO 1J-2W592 782, 1J-2U403 276, 1J-2D352 773, 1J-2B123 078, 1J-2P394 000	
1.9 TDI 4motion	05/99-04/02	AGR, ALH	66	1896		ALT, PS, (AC) ALT, PS, (AC), CH-NO 1J-3B075 001⇒, 1J3D016 001⇒, 1J-3P066 001⇒, 1J-3U205 001⇒, 1J-3B350 001⇒, MTR-CODE: AQM ALT, PS, (-AC) ONLY WITH VD1089 ONLY WITH VD1076 ALT, (Bosch), FOR ALT: 70A, OE-NO 038903023K, 038903024B, FOR ALT: 90A, OE-NO 038903023L, 038903024D, FOR ALT: 120A, OE-NO 028903028E ALT, (Valeo), FOR ALT: 70A, OE-NO 038903023Q, 038903024C, FOR ALT: 90A, OE-NO 038903023R, 038903024E, FOR ALT: 120A, OE-NO 038903023S	6PK1660 6PK1660D1  6PK906 MS17 MS18 AP9001  AP9001





**VW**

**GOLF IV Variant (1J5)**

↔					<p>ALT, (Hitachi), FOR ALT: 120A, OE-NO 028903029G <b>AP9001</b></p> <p>ALT, ⇒CH-NO 1J-W-200 000, (Bosch), FOR ALT: 70A, OE-NO 038 903 023 G, FOR ALT: 90A, OE-NO 038 903 023 H, FOR ALT: 120A, OE-NO 038 903 023 J CH-NO 1J-3B075 001⇒, 1J-3D016 001⇒, 1J-3P066 001⇒, 1J-3U205 001⇒, 1J-3W350 001⇒ <b>VD1076</b></p> <p>⇒CH-NO 1J-3B075 000, 1J-3D016 000, 1J-3P066 000, 1J-3U205 000, 1J-3W350 000 <b>VD1089</b></p> <p><b>CT1044</b> CA, WP, MTR-CODE: AGR, MTR-NO 565 001⇒</p> <p><b>CT1044</b> CA, WP, MTR-CODE: ALH, MTR-NO 500 001⇒</p> <p><b>CT1044K1</b> CA, WP, MTR-CODE: AGP, MTR-NO 595 001⇒</p> <p><b>CT1044K1</b> CA, WP, MTR-CODE: AQM, MTR-NO 045 001⇒</p> <p><b>CT1044K1</b> MTR-CODE: ALG, ALH</p> <p><b>CT1044WP1</b> CA, WP, MTR-CODE: AQM, MTR-NO 045 001⇒</p> <p><b>CT1044WP1</b> CA, WP, MTR-CODE: AGP, MTR-NO 595 001⇒</p> <p><b>CT946</b> CA, WP, MTR-CODE: AGR, ⇒MTR-NO 565 000</p> <p><b>CT946</b> CA, WP, MTR-CODE: ALH, ⇒MTR-NO 500 000</p> <p><b>CT946K1</b> CA, MTR-CODE: AGP, ⇒MTR-NO 400 000</p> <p><b>CT946K1</b> CA, MTR-CODE: AQM, ⇒MTR-NO 045 000</p>
	05/99-06/01	AJM	85	<p>ALT, (-AC), MTR-CODE: AUJ <b>5PK1432</b></p> <p>ALT, (AC), MTR-CODE: AUJ, AJM <b>6DPK1195</b></p> <p>ALT, (-AC), MTR-CODE: AJM <b>6PK1120</b></p> <p>ALT, (Bosch), FOR ALT: 70A, OE-NO 038 903 023 K, FOR ALT: 90A, OE-NO 038 903 023 L, FOR ALT: 120A, OE-NO 028 903 028 E <b>AP9001</b></p> <p>ALT, (Valeo), FOR ALT: 70A, OE-NO 038 903 023 Q, FOR ALT: 90A, OE-NO 038 903 023 R, FOR ALT: 120A, OE-NO 038 903 023 S <b>AP9001</b></p> <p>ALT, (Hitachi), FOR ALT: 120A, OE-NO 028 903 029 G <b>AP9001</b></p> <p><b>VD1091</b></p> <p><b>CT1028</b> CA, MTR-CODE: AUJ, AJM</p> <p><b>CT1028K1</b> CA, MTR-CODE: AJM, ⇒MTR-NO 185 670</p> <p><b>CT1028K2</b> CA, MTR-CODE: AUJ</p> <p><b>CT1028K2</b> CA, MTR-CODE: AJM, MTR-NO 185 671⇒</p> <p><b>CT1028K4</b> CA, MTR-CODE: AUJ</p> <p><b>CT1028K4</b> CA, MTR-CODE: AJM, MTR-NO 185 671⇒</p> <p><b>CT1028K5</b> CA, MTR-CODE: AJM, ⇒MTR-NO 185 670</p> <p><b>CT1028WP6</b> CA, MTR-CODE: AJM, ⇒MTR-NO 185 670</p> <p><b>CT1028WP7</b> CA, MTR-CODE: AUJ</p> <p><b>CT1028WP7</b> CA, MTR-CODE: AJM, CH-NO 185 671⇒</p>	
	09/00-06/06	ATD	74	<p>ALT, PS, (AC) <b>6DPK1195</b></p> <p>ALT, PS, (AC), CH-NO 1J-6-005 001⇒ <b>6DPK1195D1</b></p> <p>ALT, PS, (-AC) <b>6PK1120</b></p> <p>ONLY WITH VD1091 <b>MS17</b></p> <p>ONLY WITH VD1076 <b>MS18</b></p> <p>ALT, (Bosch), FOR ALT: 70A, OE-NO 038903023K, 038903024B, FOR ALT: 90A, OE-NO 038903023L, 038903024D, FOR ALT: 120A, OE-NO 028903028E <b>AP9001</b></p> <p>ALT, (Valeo), FOR ALT: 70A, OE-NO 038903023Q, 038903024C, FOR ALT: 90A, OE-NO 038903023R, 038903024E, FOR ALT: 120A, OE-NO 038903023S <b>AP9001</b></p> <p>ALT, (Hitachi), FOR ALT: 120A, OE-NO 028903029G <b>AP9001</b></p> <p>CH-NO 1J-6-005 001⇒ <b>VD1076</b></p> <p>⇒CH-NO 1J-6-005 000 <b>VD1091</b></p> <p><b>CT1028</b> CA, WP</p> <p><b>CT1028K2</b> CA, WP, MTR-CODE: ATD, ⇒CH-NO 1J-2W592 782, 1J-2U403 276, 1J-2D352 773, 1J-2B123 078, 1J-2P394 000</p> <p><b>CT1028K2</b> MTR-CODE: AXR, ⇒MTR-NO AXR 021</p>	



VW



**VW**

GOLF IV Variant (1J5)



					<p>000, CA, WP</p> <p><b>CT1028K3</b> CA, WP, MTR-CODE: ATD, CH-NO 1J-2W592 783⇒, 1J-2U403 277⇒, 1J-2D352 774⇒, 1J-2B123 078⇒, 1J-2P394 001⇒</p> <p><b>CT1028K3</b> MTR-CODE: AXR, MTR-NO AXR 021 001⇒, CA, WP</p> <p><b>CT1028K4</b> CA, WP, MTR-CODE: ATD, ⇒CH-NO 1J-2W592 782, 1J-2U403 276, 1J-2D352 773, 1J-2B123 078, 1J-2P394 000</p> <p><b>CT1028K4</b> MTR-CODE: AXR, ⇒MTR-NO AXR 021 000, CA, WP</p> <p><b>CT1028WP2</b> ⇒MODEL '02, CA, WP, MTR-CODE: ATD, CH-NO 1J-2W592 783⇒, 1J-2U403 277⇒, 1J-2D352 774⇒, 1J-2B123 079⇒, 1J-2P394 001⇒</p> <p><b>CT1028WP2</b> ⇒MODEL '02, MTR-CODE: AXR, MTR-NO AXR 021 001⇒, CA, WP</p> <p><b>CT1028WP4</b> MODEL '03⇒, MTR-CODE: ATD, AXR, CA, WP</p> <p><b>CT1028WP7</b> ⇒MODEL '02, MTR-CODE: ATD, CA, WP, ⇒CH-NO 1J-2W592 782, 1J-2U403 276, 1J-2D352 773, 1J-2B123 078, 1J-2P394 000</p> <p><b>CT1028WP7</b> ⇒MODEL '02, MTR-CODE: AXR, ⇒MTR-NO AXR 021 000, CA, WP</p>	
11/00-06/06	ASZ	96			<p>ALT, PS, (AC)</p> <p>ALT, PS, (AC), CH-NO 1J-4D008 312⇒, 1J-4U001 139⇒, 1J-4W040 232⇒</p> <p>ALT, PS, (-AC)</p> <p>ONLY WITH VD1091</p> <p>ONLY WITH VD1076</p> <p>ALT, (Bosch), FOR ALT: 70A, OE-NO 038903023K, 038903024B, FOR ALT: 90A, OE-NO 038903023L, 038903024D, FOR ALT: 120A, OE-NO 028903028E</p> <p>ALT, (Valeo), FOR ALT: 70A, OE-NO 038903023Q, 038903024C, FOR ALT: 90A, OE-NO 038903023R, 038903024E, FOR ALT: 120A, OE-NO 038903023S</p> <p>ALT, (Hitachi), FOR ALT: 120A, OE-NO 028903029G</p> <p>MTR-CODE: ASZ, CH-NO 1J-4D008 312⇒, 1J-4U001 139⇒, 1J-4W040 232⇒</p> <p>MTR-CODE: ASZ, ⇒CH-NO 1J-4D008 311, 1J-4U001 138, 1J-4W040 231</p> <p><b>6DPK1195</b></p> <p><b>6DPK1195D1</b></p> <p><b>6PK1120</b></p> <p><b>MS17</b></p> <p><b>MS18</b></p> <p><b>AP9001</b></p> <p><b>AP9001</b></p> <p><b>AP9001</b></p> <p><b>AP9001</b></p> <p><b>VD1076</b></p> <p><b>VD1091</b></p> <p><b>CT1028</b> CA, WP</p> <p><b>CT1028K2</b> CA, WP, ⇒CH-NO 1J-2W592 782, 1J-2U403 276, 1J-2D352 773, 1J-2B123 078, 1J-2P394 000</p> <p><b>CT1028K3</b> CA, WP, CH-NO 1J-2W592 783⇒, 1J-2U403 277⇒, 1J-2D352 774⇒, 1J-2B123 079⇒, 1J-2P394 001⇒</p> <p><b>CT1028K4</b> CA, WP, ⇒CH-NO 1J-2W592 782, 1J-2U403 276, 1J-2D352 773, 1J-2B123 078, 1J-2P394 000</p> <p><b>CT1028WP2</b> ⇒MODEL '02, CA, WP, CH-NO 1J-2W592 783⇒, 1J-2U403 277⇒, 1J-2D352 774⇒, 1J-2B123 079⇒, 1J-2P394 001⇒</p> <p><b>CT1028WP4</b> MODEL '03⇒, CA, WP</p> <p><b>CT1028WP7</b> ⇒MODEL '02, CA, WP, ⇒CH-NO 1J-2W592 782, 1J-2U403 276, 1J-2D352 773, 1J-2B123 078, 1J-2P394 000</p>	
1.9 TDi GTi	06/01-06/06	ARL	110	1896	<p>ALT, (AC)</p> <p>ALT, (-AC)</p> <p>ALT, (Bosch), FOR ALT: 70A, OE-NO 038903023K, 038903024B, FOR ALT: 90A, OE-NO 038903023L, 038903024D, FOR ALT: 120A, OE-NO 028903028E</p> <p>ALT, (Valeo), FOR ALT: 70A, OE-NO 038903023Q, 038903024C, FOR ALT: 90A, OE-NO 038903023R, 038903024E, FOR ALT: 120A, OE-NO 038903023S</p> <p>ALT, (Hitachi), FOR ALT: 120A, OE-NO 028903029G</p> <p><b>6DPK1195</b></p> <p><b>6PK1120</b></p> <p><b>AP9001</b></p> <p><b>AP9001</b></p> <p><b>AP9001</b></p> <p><b>AP9001</b></p> <p><b>CT1028</b> CA</p> <p><b>CT1028K2</b> CA, ⇒CH-NO 1J-2W592 782, 1J-2U403 276, 1J-2D352 773, 1J-2B123 078, 1J-2P394 000</p>	





<b>VW</b>						
<b>GOLF IV Variant (1J5)</b>						
					<b>CT1028K3</b> CA, CH-NO 1J-2W592 783⇒, 1J2U403 277⇒, 1J-2D352 774⇒, 1J-2B123 079⇒, 1J-2P394 001⇒ <b>CT1028K4</b> CA, ⇒CH-NO 1J-2W592 782, 1J2U403 276, 1J-2D352 773, 1J-2B123 078, 1J-2P394 000 <b>CT1028WP5</b> CA, CH-NO 1J-2W592 783⇒, 1J2U403 277⇒, 1J-2D352 774⇒, 1J-2B123 079⇒, 1J-2P394 001⇒	
2.0	05/99-06/06	AQY, APK, AZJ	85	1984	<b>CT908</b> <b>CT908K1</b> <b>CT908WP2</b>	ALT, (AC) ALT, (-AC) 6DPK1195 6PK1120 VD1107
2.0 4motion	10/00-06/06	AZH, AZJ	85	1984	<b>CT908</b> <b>CT908K1</b> <b>CT908WP2</b>	ALT, PS, AC ALT, PS 6DPK1195 6PK1120 VD1107
2.0 Bi-Fuel	02/02-06/06	BEH	85	1984	<b>CT908</b> <b>CT908K1</b> <b>CT908WP2</b>	ALT, PS, AC ALT, PS ALT, (Bosch), FOR ALT: 120A, OE-NO 028 903 028 E ALT, (Valeo), FOR ALT: 120A, OE-NO 038 903 023 S ALT, (Hitachi), FOR ALT: 120A, OE-NO 028 903 029 G 6DPK1195 6PK1120 AP9001 AP9001 AP9001 VD1107
2.3 V5	05/99-06/06	AGZ	110	2324	<b>CT908</b> <b>CT908K1</b> <b>CT908WP2</b>	ALT, (AC) ALT, (-AC) ALT, (Bosch), FOR ALT: 70A, OE-NO 038 903 023 K, FOR ALT: 90A, OE-NO 038 903 023 L, FOR ALT: 120A, OE-NO 028 903 028 E ALT, (Valeo), FOR ALT: 70A, OE-NO 038 903 023 Q, FOR ALT: 90A, OE-NO 038 903 023 R, FOR ALT: 120A, OE-NO 038 903 023 S ALT, (Hitachi), FOR ALT: 120A, OE-NO 028 903 029 G ALT, ⇒CH-NO 1J-W-200 000, (Bosch), FOR ALT: 90A, OE-NO 071 903 023, FOR ALT: 120A, OE-NO 071 903 023 A 6DPK1352 6PK1285 AP9001 AP9001 AP9001 AP9016
	10/00-06/06	AQN	125			ALT, (AC) ALT, (-AC) ALT, (Bosch), FOR ALT: 70A, OE-NO 038903023K, 038903024B, FOR ALT: 90A, OE-NO 038903023L, 038903024D, FOR ALT: 120A, OE-NO 028903028E ALT, (Valeo), FOR ALT: 70A, OE-NO 038903023Q, 038903024C, FOR ALT: 90A, OE-NO 038903023R, 038903024E, FOR ALT: 120A, OE-NO 038903023S ALT, (Hitachi), FOR ALT: 120A, OE-NO 028903029G 6DPK1320 6PK1264 AP9001 AP9001
2.3 V5 4motion	05/99-06/06	AGZ	110	2324	<b>CT908</b> <b>CT908K1</b> <b>CT908WP2</b>	ALT, (AC) ALT, (-AC) ALT, (Bosch), FOR ALT: 70A, OE-NO 038 903 023 K, FOR ALT: 90A, OE-NO 038 903 023 L, FOR ALT: 120A, OE-NO 028 903 028 E ALT, (Valeo), FOR ALT: 70A, OE-NO 038 903 023 Q, FOR ALT: 90A, OE-NO 038 903 023 R, FOR ALT: 120A, OE-NO 038 903 023 S ALT, (Hitachi), FOR ALT: 120A, OE-NO 028 903 029 G ALT, ⇒CH-NO 1J-W-200 000, (Bosch), FOR ALT: 90A, OE-NO 071 903 023, FOR ALT: 120A, OE-NO 071 903 023 A 6DPK1352 6PK1285 AP9001 AP9001 AP9001 AP9016
	10/00-06/06	AQN	125			ALT, (AC) ALT, (-AC) ALT, (Bosch), FOR ALT: 70A, OE-NO





**VW**

**GOLF IV Variant (1J5)**

					038903023K, 038903024B, FOR ALT: 90A, OE-NO 038903023L, 038903024D, FOR ALT: 120A, OE-NO 028903028E ALT, (Valeo), FOR ALT: 70A, OE-NO 038903023Q, 038903024C, FOR ALT: 90A, OE-NO 038903023R, 038903024E, FOR ALT: 120A, OE-NO 038903023S ALT, (Hitachi), FOR ALT: 120A, OE-NO 028903029G	<b>AP9001</b> <b>AP9001</b>
2.8 V6 4motion	05/99-06/06	AQP, AUE, BDE	150	2792	ALT, (AC) ALT, (-AC) MTR-CODE: BDE, AUE ALT, (Bosch), FOR ALT: 70A, OE-NO 038903023K, 038903024B, FOR ALT: 90A, OE-NO 038903023L, 038903024D, FOR ALT: 120A, OE-NO 028903028E ALT, (Valeo), FOR ALT: 70A, OE-NO 038903023Q, 038903024C, FOR ALT: 90A, OE-NO 038903023R, 038903024E, FOR ALT: 120A, OE-NO 038903023S ALT, (Hitachi), FOR ALT: 120A, OE-NO 028903029G	<b>6DPK1320</b> <b>6PK1264</b> <b>AP9001</b> <b>AP9001</b> <b>AP9001</b>
<b>GOLF PLUS (5M1, 521)</b> 1.2 TSI	11/09-	CBZB	77	1197	MTR-CODE: CBZB, ALT, (-AC) MTR-CODE: CBZB, ALT, (AC) ALT, (Valeo), FOR ALT: 110A, OE-NO 03F903023E ALT, (Bosch), FOR ALT: 140A, OE-NO 03F903023D, 03C903023F	<b>6PK1432</b> <b>6PK1693</b> <b>AP9012</b> <b>AP9012</b>
	05/10-	CBZA	63		ALT, (Bosch), FOR ALT: 140A, OE-NO 03F903023D, 03C903025F ALT, (Valeo), FOR ALT: 140A, OE-NO 03F903023E	<b>AP9012</b> <b>AP9012</b>
1.4 16V	01/05-	BCA	55	1390	ALT, (AC) ALT, (-AC) MTR-CODE: BCA, CA MTR-CODE: BCA, CA, ⇒CH-NO 1K-6-650 000 MTR-CODE: BCA, CA, CH-NO 1K-7-500 001⇒ MTR-CODE: BCA, CA, ⇒CH-NO 1K-6-650 000 MTR-CODE: BCA, CA, CH-NO 1K-7-500 001⇒	<b>6PK1100</b> <b>6PK737</b>
	05/06-	BUD, CGGA	59		ALT, PS, (AC) ALT, PS, (-AC) CA, MTR-CODE: BUD, CGGA CA, MTR-CODE: BUD, CGGA MTR-CODE: BUD, CGGA, CA	<b>6PK1100</b> <b>6PK737</b>
1.4 TSI	05/06-06/08	BMV	103	1390	AIRC, MTR-CODE: BMV ALT, (-AC) ALT, (AC) ALT, (Valeo), OE-NO 03C 903 023 G, FOR ALT: 110A ALT, (Bosch), OE-NO 03C 903 023 A, FOR ALT: 140A	<b>5PK491</b> <b>6PK1600</b> <b>6PK1698</b> <b>AP9012</b> <b>AP9012</b>
		BLG	125		AIRC, MTR-CODE: BLG ALT, (-AC) ALT, (AC) ALT, (Valeo), OE-NO 03C 903 023 G, FOR ALT: 110A ALT, (Bosch), OE-NO 03C 903 023 A, FOR ALT: 140A	<b>5PK491</b> <b>6PK1600</b> <b>6PK1698</b> <b>AP9012</b> <b>AP9012</b>
	06/07-	CAXA	90		ALT, (-AC) ALT, (AC) ALT, (Valeo), FOR ALT: 110A, OE-NO 03C 903 023 G, FOR ALT: 140A, OE-NO 03C 903 023 T ALT, (Bosch), FOR ALT: 140A, OE-NO 03C 903 023	<b>6PK1090</b> <b>6PK1733</b> <b>AP9012</b> <b>AP9012</b>
	06/08-	CAVD, CNWA	118		AIRC ALT, (-AC) ALT, (AC) ALT, (Valeo), FOR ALT: 110A, OE-NO 03C 903 023 G, FOR ALT: 140A, OE-NO 03C 903 023 T ALT, (Bosch), FOR ALT: 140A, OE-NO 03C 903 023 S, 03C 903 023	<b>5PK491</b> <b>6PK1600</b> <b>6PK1698</b> <b>AP9012</b> <b>AP9012</b>

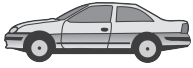




<b>VW</b>							
<b>GOLF PLUS (5M1, 521)</b>							
↔ 1.6	05/05-	BSE, BSF, CCSA, CMXA	75	1595		ALT, (AC) ALT, (-AC) MTR-CODE: BSE, BSF ALT, (Bosch), FOR ALT: 140A, OE-NO 06F903023F ALT, (Valeo), FOR ALT: 140A, OE-NO 03L903023F CA CA CA	<b>6PK1045</b> <b>6PK900</b> <b>AP9001</b> <b>AP9001</b> <b>AP9001</b>
					<b>CT908</b> <b>CT908K1</b> <b>CT908WP1</b>		
1.6 BiFuel	05/09-	CHGA	75	1595		ALT, (Bosch), FOR ALT: 140A, OE-NO 06F903023F ALT, (Valeo), FOR ALT: 140A, OE-NO 03L903023F	<b>AP9001</b> <b>AP9001</b>
1.6 FSI	01/05-05/08	BLF	85	1598		ALT, (-AC) ALT, AC	<b>6PK1090</b> <b>6PK1733</b>
1.6 MultiFuel	11/07-	CCSA, CMXA	75	1595		ALT, (AC) ALT, (-AC) ALT, (Bosch), FOR ALT: 140A, OE-NO 06F903023F ALT, (Valeo), FOR ALT: 140A, OE-NO 03L903023F CA CA CA	<b>6PK1045</b> <b>6PK900</b> <b>AP9001</b> <b>AP9001</b>
					<b>CT908</b> <b>CT908K1</b> <b>CT908WP1</b>		
1.6 TDI	03/09-	CAYC	77	1598		MTR-CODE: CAYB, CAYC, ALT, (AC) MTR-CODE: CAYB, CAYC, ALT, (-AC) MTR-CODE: CAYB, CAYC, ALT, (-AC)  ONLY WITH VD1076 ALT, (Bosch), FOR ALT: 140A, OE-NO 06F903023F, 03L903023 ALT, (Valeo), FOR ALT: 140A, OE-NO 03L903023F, 03L903023A MTR-CODE: CAYB, CAYC, ⇨10/2009 MTR-CODE: CAYB, CAYC, 11/2009⇨ MTR-CODE: CAYB, CAYC, CA MTR-CODE: CAYB, CAYC, CA, ⇨11/2010 MTR-CODE: CAYB, CAYC, CA, 12/2010⇨ MTR-CODE: CAYB, CAYC, ⇨11/2010, CA, WP MTR-CODE: CAYB, CAYC, 12/2010⇨, ⇨MODEL '11, CA, WP MTR-CODE: CAYB, CAYC, MODEL '12⇨, CA, WP	<b>6PK1070</b> <b>6PK842 ELAST</b> <b>6PK842 ELAST T1</b> <b>MS18</b> <b>AP9001</b> <b>AP9001</b> <b>VD1076</b> <b>VD1111</b>
					<b>CT1139</b> <b>CT1139K1</b> <b>CT1139K2</b> <b>CT1139WP1</b> <b>CT1139WP2</b> <b>CT1139WP6</b>		
	02/09-	CAYB	66			MTR-CODE: CAYB, CAYC, ALT, (AC) MTR-CODE: CAYB, CAYC, ALT, (-AC) MTR-CODE: CAYB, CAYC, ALT, (-AC)  ONLY WITH VD1076 ALT, (Bosch), FOR ALT: 140A, OE-NO 06F903023F, 03L903023 ALT, (Valeo), FOR ALT: 140A, OE-NO 03L903023F, 03L903023A MTR-CODE: CAYB, CAYC, ⇨10/2009 MTR-CODE: CAYB, CAYC, 11/2009⇨ MTR-CODE: CAYB, CAYC, CA MTR-CODE: CAYB, CAYC, CA, ⇨11/2010 MTR-CODE: CAYB, CAYC, CA, 12/2010⇨ MTR-CODE: CAYB, CAYC, ⇨11/2010, CA, WP MTR-CODE: CAYB, CAYC, 12/2010⇨, ⇨MODEL '11, CA, WP MTR-CODE: CAYB, CAYC, MODEL '12⇨, CA, WP	<b>6PK1070</b> <b>6PK842 ELAST</b> <b>6PK842 ELAST T1</b> <b>MS18</b> <b>AP9001</b> <b>AP9001</b> <b>VD1076</b> <b>VD1111</b>
					<b>CT1139</b> <b>CT1139K1</b> <b>CT1139K2</b> <b>CT1139WP1</b> <b>CT1139WP2</b> <b>CT1139WP6</b>		
1.9 TDI	01/05-01/09	BKC, BLS, BXE	77	1896		ALT, (AC) ALT, (AC) ALT, (-AC) ONLY WITH VD1076 ALT, (Bosch), FOR ALT: 110A, OE-NO 06F903023D, FOR ALT: 140A, OE-NO 06F903023F ALT, (Valeo), FOR ALT: 110A, OE-NO 06F903023E, FOR ALT: 140A, OE-NO 06F903023C CA, WP CA, WP	<b>6PK1050</b> <b>6PK1050D2</b> <b>6PK948</b> <b>MS18</b> <b>AP9001</b> <b>AP9001</b> <b>VD1076</b>
					<b>CT1028</b> <b>CT1028K3</b>		







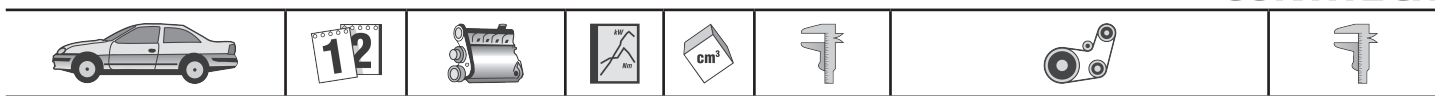
**VW**

**GOLF PLUS (5M1, 521)**



	05/05-12/08	BRU, BXF, BXJ	66		<b>CT1028WP3</b> CA, WP	ALT, PS, (AC) ALT, PS, (AC) ALT, PS, (-AC) ONLY WITH VD1076 MTR-CODE: BXF, BRU, ALT, (Bosch), FOR ALT: 110A, OE-NO 06F903023D, FOR ALT: 140A, OE-NO 06F903023F ALT, (Valeo), FOR ALT: 110A, OE-NO 06F903023E, FOR ALT: 140A, OE-NO 06F903023C	<b>6PK1050</b> <b>6PK1050D2</b> <b>6PK948</b> <b>MS18</b> <b>AP9001</b>  <b>AP9001</b>  <b>VD1076</b>
2.0 FSI	05/05-06/08	BLY, BLR, BVY, BVZ	110	1984	<b>CT1028</b> <b>CT1028K3</b> <b>CT1028WP3</b> CA, WP CA, WP CA, WP	ALT, AC ALT, (-AC) ALT, (Bosch), FOR ALT: 140A, OE-NO 06F903023F ALT, (Valeo), FOR ALT: 140A, OE-NO 06F903023C	<b>6PK1045</b> <b>6PK900</b> <b>AP9001</b>  <b>AP9001</b>  <b>VD1107</b>
2.0 TDI	05/05-	AZV, CBDA, CFHB	100	1968	<b>CT1088</b> <b>CT1088K1</b> CA CA	MTR-CODE: AZV, BKD, ALT, (AC) MTR-CODE: AZV, BKD, ALT, (AC) MTR-CODE: CBDA, CBDB, CBDC, CFHB, CFHC, ALT, (AC) MTR-CODE: CBDA, CBDB, CBDC, CFHB, CFHC, ALT, (-AC) MTR-CODE: CBDA, CBDB, CBDC, CFHB, CFHC, ALT, (-AC) MTR-CODE: AZV, BKD, ALT, (-AC) MTR-CODE: AZV, BKD, ONLY WITH VD1076 MTR-CODE: AZV, ALT, (Bosch), FOR ALT: 110A, OE-NO 06F903023D MTR-CODE: AZV, (Valeo), FOR ALT: 110A, OE-NO 06F903023E MTR-CODE: CBDA, ALT, (Bosch), FOR ALT: 140A, OE-NO 06F903023F MTR-CODE: CBDA, (Valeo), FOR ALT: 140A, OE-NO 03L903023F MTR-CODE: AZV, BKD, CBDA, CBDB, CBDC MTR-CODE: CFHB, CFHC	<b>6PK1050</b> <b>6PK1050D2</b> <b>6PK1070</b>  <b>6PK842 ELAST</b>  <b>6PK842 ELAST T1</b> <b>6PK948</b> <b>MS18</b>  <b>AP9001</b>  <b>AP9001</b>  <b>AP9001</b>  <b>VD1076</b>  <b>VD1111</b>
	12/05-05/09	BMM	103		<b>CT1051</b> <b>CT1051K1</b> <b>CT1051K2</b> <b>CT1051WP1</b> <b>CT1051WP2</b> <b>CT1134</b> <b>CT1134K1</b> <b>CT1134WP2</b> <b>CT1139</b> <b>CT1139K1</b> <b>CT1139K2</b> <b>CT1139WP1</b> <b>CT1139WP2</b> <b>CT1139WP6</b> MTR-CODE: AZV, BKD, CA CA, MTR-CODE: AZV, BKD, ⇒CH-NO 1K-6-650 000 CA, MTR-CODE: AZV, BKD, CH-NO 1K-7-500 001⇒ CA, WP, MTR-CODE: AZV, BKD, ⇒CH-NO 1K-6-650 000 CA, WP, MTR-CODE: AZV, BKD, CH-NO 1K-7-500 001⇒ MTR-CODE: CBDA, CBDB, CBDC, CA MTR-CODE: CBDA, CBDB, CBDC, CA MTR-CODE: CBDA, CBDB, CBDC, CA, WP MTR-CODE: CFHB, CFHC, CA MTR-CODE: CFHB, CFHC, CA, ⇒11/2010 MTR-CODE: CFHB, CFHC, CA, 12/2010⇒ MTR-CODE: CFHB, CFHC, CA, WP, ⇒11/2010 MTR-CODE: CFHB, CFHC, ⇒MODEL '11, CA, WP, 12/2010⇒ MTR-CODE: CFHB, CFHC, MODEL '12⇒, CA, WP	ALT, PS, (AC) ALT, PS, (AC) ALT, PS, (-AC) ONLY WITH VD1076 ALT, (Bosch), FOR ALT: 110A, OE-NO 06F903023D, FOR ALT: 140A, OE-NO 06F903023F ALT, (Valeo), FOR ALT: 110A, OE-NO 06F903023E, FOR ALT: 140A, OE-NO 06F903023C	<b>6PK1050</b> <b>6PK1050D2</b> <b>6PK948</b> <b>MS18</b> <b>AP9001</b>  <b>AP9001</b>  <b>AP9001</b>  <b>VD1076</b>





<b>VW</b>					
<b>GOLF PLUS (5M1, 521)</b>					
					<b>CT1028</b> CA, WP <b>CT1028K3</b> CA, WP <b>CT1028WP4</b> CA, WP
	05/05-05/07	BEE	96		ALT, (Bosch), FOR ALT: 110A, OE-NO 06F903023D, FOR ALT: 140A, OE-NO 06F903023F <b>AP9001</b> ALT, (Valeo), FOR ALT: 110A, OE-NO 06F903023E, FOR ALT: 140A, OE-NO 06F903023C <b>AP9001</b>
	01/09-	CBDC, CLCA	81		MTR-CODE: CBDA, CBDB, CBDC, CLCA, ALT, (AC) <b>6PK1070</b> MTR-CODE: CBDA, CBDB, CBDC, CLCA, ALT, (-AC) <b>6PK842 ELAST</b> MTR-CODE: CBDA, CBDB, CBDC, CLCA, ALT, (-AC) <b>6PK842 ELAST T1</b> CH-NO 1K-9-900 001⇒ <b>AP9001</b> ALT, (Bosch), FOR ALT: 140A, OE-NO 06F903023F <b>AP9001</b> ALT, (Valeo), FOR ALT: 140A, OE-NO 03L903023F <b>AP9001</b> MTR-CODE: CBDA, CBDB, CBDC <b>VD1076</b> MTR-CODE: CLCA <b>VD1111</b> <b>CT1134</b> MTR-CODE: CBDA, CBDB, CBDC, CA <b>CT1134K1</b> MTR-CODE: CBDA, CBDB, CBDC, CA <b>CT1134WP2</b> MTR-CODE: CBDA, CBDB, CBDC, CA, WP <b>CT1139</b> MTR-CODE: CLCA, CA <b>CT1139K1</b> MTR-CODE: CLCA, CA, ⇒11/2010 <b>CT1139K2</b> MTR-CODE: CLCA, CA, 12/2010⇒ <b>CT1139WP1</b> MTR-CODE: CLCA, CA, WP, ⇒11/2010 <b>CT1139WP2</b> MTR-CODE: CLCA, ⇒MODEL '11, CA, WP, 12/2010⇒ <b>CT1139WP6</b> MTR-CODE: CLCA, MODEL '12⇒, CA, WP
2.0 TDI 16V	01/05-	BKD, CBDB, CFHC	103	1968	MTR-CODE: AZV, BKD, ALT, (AC) <b>6PK1050</b> MTR-CODE: AZV, BKD, ALT, (AC) <b>6PK1050D2</b> MTR-CODE: CBDA, CBDB, CBDC, CFHB, CFHC, ALT, (AC) <b>6PK1070</b> MTR-CODE: CBDA, CBDB, CBDC, CFHB, CFHC, ALT, (-AC) <b>6PK842 ELAST</b> MTR-CODE: CBDA, CBDB, CBDC, CFHB, CFHC, ALT, (-AC) <b>6PK842 ELAST T1</b> MTR-CODE: AZV, BKD, ALT, (-AC) <b>6PK948</b> MTR-CODE: AZV, BKD, ONLY WITH VD1076 <b>MS18</b> ALT, (Valeo), FOR ALT: 110A, OE-NO 06F903023E, FOR ALT: 140A, OE-NO 06F903023C <b>AP9001</b> ALT, (Bosch), FOR ALT: 110A, OE-NO 06F903023D, FOR ALT: 140A, OE-NO 06F903023F <b>AP9001</b> MTR-CODE: AZV, BKD, CBDA, CBDB, CBDC <b>VD1076</b> MTR-CODE: CFHB, CFHC <b>VD1111</b> <b>CT1051</b> MTR-CODE: AZV, BKD, CA <b>CT1051K1</b> CA, MTR-CODE: AZV, BKD, ⇒CH-NO 1K-6-650 000 <b>CT1051K2</b> CA, MTR-CODE: AZV, BKD, CH-NO 1K-7-500 001⇒ <b>CT1051WP1</b> CA, WP, MTR-CODE: AZV, BKD, ⇒CH-NO 1K-6-650 000 <b>CT1051WP2</b> CA, WP, MTR-CODE: AZV, BKD, CH-NO 1K-7-500 001⇒ <b>CT1134</b> MTR-CODE: CBDA, CBDB, CBDC, CA <b>CT1134K1</b> MTR-CODE: CBDA, CBDB, CBDC, CA <b>CT1134WP2</b> MTR-CODE: CBDA, CBDB, CBDC, CA, WP <b>CT1139</b> MTR-CODE: CFHB, CFHC, CA <b>CT1139K1</b> MTR-CODE: CFHB, CFHC, CA, ⇒11/2010 <b>CT1139K2</b> MTR-CODE: CFHB, CFHC, CA, 12/2010⇒ <b>CT1139WP1</b> MTR-CODE: CFHB, CFHC, CA, WP, ⇒11/2010 <b>CT1139WP2</b> MTR-CODE: CFHB, CFHC, ⇒MODEL '11, CA, WP, 12/2010⇒ <b>CT1139WP6</b> MTR-CODE: CFHB, CFHC, MODEL '12⇒, CA, WP
<b>GOLF V (1K1)</b> 1.4 16V	10/03-05/06	BCA	55	1390	ALT, (AC) <b>6PK1100</b> ALT, (-AC) <b>6PK737</b> <b>CT957(SET)</b> MTR-CODE: BCA, CA <b>CT957K1</b> MTR-CODE: BCA, CA, ⇒CH-NO 1K-6-250

**VW**



**VW**

**GOLF V (1K1)**



					<b>CT957K3</b> 000 MTR-CODE: BCA, CA, CH-NO 1K-7-000 001⇒ <b>CT957WP1</b> MTR-CODE: BCA, CA, ⇒CH-NO 1K-6-250 000 <b>CT957WP3</b> MTR-CODE: BCA, CA, CH-NO 1K-7-000 001⇒		
	05/06-11/08	BUD	59		<b>CT957(SET)</b> <b>CT957K3</b> <b>CT957WP3</b>	ALT, PS, (AC) ALT, PS, (-AC) CA, MTR-CODE: BUD CA, MTR-CODE: BUD MTR-CODE: BUD, CA	<b>6PK1100</b> <b>6PK737</b>
1.4 FSI	10/03-07/06	BKG, BLN	66	1390		ALT, PS, (-AC) ALT, PS, AC	<b>6PK1090</b> <b>6PK1733</b>
1.4 TSI	11/05-11/08	BLG	125	1390		AIRC, MTR-CODE: BLG ALT, (-AC) ALT, (AC) ALT, (Valeo), OE-NO 03C 903 023 G, FOR ALT: 110A ALT, (Bosch), OE-NO 03C 903 023 A, FOR ALT: 140A	<b>5PK491</b> <b>6PK1600</b> <b>6PK1698</b> <b>AP9012</b>
	05/06-11/08	BMY	103			AIRC, MTR-CODE: BMY ALT, (-AC) ALT, (AC) ALT, (Valeo), OE-NO 03C 903 023 G, FOR ALT: 110A ALT, (Bosch), OE-NO 03C 903 023 A, FOR ALT: 140A	<b>5PK491</b> <b>6PK1600</b> <b>6PK1698</b> <b>AP9012</b>
	05/07-11/08	CAXA	90			ALT, (-AC) ALT, (AC) ALT, (Valeo), OE-NO 03C 903 023 G, FOR ALT: 110A, OE-NO 03C 903 023 C, FOR ALT: 140A ALT, (Bosch), OE-NO 03C 903 023 A, FOR ALT: 140A	<b>6PK1090</b> <b>6PK1733</b> <b>AP9012</b>
1.6	01/04-11/08	BGU, BSE, BSF	75	1595		ALT, (AC) ALT, (-AC) MTR-CODE: BGU ALT, (Bosch), FOR ALT: 140A, OE-NO 06F903023F ALT, (Valeo), FOR ALT: 140A, OE-NO 06F903023C	<b>6PK1045</b> <b>6PK900</b> <b>AP9001</b> <b>AP9001</b>
					<b>CT908</b> <b>CT908K1</b> <b>CT908WP1</b>	CA CA CA	
1.6 FSI	10/03-07/08	BAG, BLF, BLP	85	1598		ALT, PS, (-AC) ALT, PS, AC	<b>6PK1190</b> <b>6PK1733</b>
1.6 MultiFuel	10/07-11/08	CCSA	75	1595		ALT, (AC) ALT, (-AC) ALT, (Bosch), FOR ALT: 120A, OE-NO 06F903023F ALT, (Valeo), FOR ALT: 120A, OE-NO 03L903023C	<b>6PK1045</b> <b>6PK900</b> <b>AP9001</b> <b>AP9001</b>
					<b>CT908</b> <b>CT908K1</b> <b>CT908WP1</b>	CA CA CA	
1.9 TDI	10/03-11/08	BKC, BLS, BXE	77	1896		ALT, (AC) ALT, (AC) ALT, (-AC) ONLY WITH VD1076 ALT, (Bosch), FOR ALT: 110A, OE-NO 06F903023D, FOR ALT: 140A, OE-NO 06F903023F ALT, (Valeo), FOR ALT: 110A, OE-NO 06F903023E, FOR ALT: 140A, OE-NO 06F903023C	<b>6PK1050</b> <b>6PK1050D2</b> <b>6PK948</b> <b>MS18</b> <b>AP9001</b> <b>AP9001</b>
					<b>CT1028</b> <b>CT1028K3</b> <b>CT1028WP3</b>	CA, WP CA, WP CA	<b>VD1076</b>
	05/04-11/08	BRU, BXF, BXJ	66			ALT, (AC) ALT, (AC) ALT, (-AC) ONLY WITH VD1076 MTR-CODE: BRU ALT, (Valeo), FOR ALT: 110A, OE-NO 06F903023E, FOR ALT: 140A, OE-NO 06F903023C	<b>6PK1050</b> <b>6PK1050D2</b> <b>6PK948</b> <b>MS18</b> <b>AP9001</b> <b>AP9001</b>




**VW**
**GOLF V (1K1)**

						ALT, (Bosch), FOR ALT: 110A, OE-NO 06F 903 023 D, FOR ALT: 140A, OE-NO 06F903023F	<b>AP9001</b>
					<b>CT1028</b> <b>CT1028K3</b> <b>CT1028WP3</b>	CA, WP CA, WP CA, WP	<b>VD1076</b>
1.9 TDI 4motion	08/04-11/08	BKC, BLS, BXE	77	1896		ALT, (AC) ALT, (AC) ALT, (-AC) ONLY WITH VD1076 ALT, (Bosch), FOR ALT: 110A, OE-NO 06F903023D, FOR ALT: 140A, OE-NO 06F903023F ALT, (Valeo), FOR ALT: 110A, OE-NO 06F903023E, FOR ALT: 140A, OE-NO 06F903023C	<b>6PK1050</b> <b>6PK1050D2</b> <b>6PK948</b> <b>MS18</b> <b>AP9001</b>  <b>AP9001</b>  <b>VD1076</b>
					<b>CT1028</b> <b>CT1028K3</b> <b>CT1028WP3</b>	CA, WP CA, WP CA, WP	
2.0	08/06-11/08	BHY	85	1984		ALT, (AC) ALT, (-AC)	<b>6PK1045</b> <b>6PK900</b>
					<b>CT908</b> <b>CT908K1</b> <b>CT908WP2</b>	CA CA CA	
2.0 FSI	01/04-11/08	AXW, BLX, BLY, BLR, BVY, BVZ, BVX	110	1984		ALT, (AC) ALT, (-AC) ALT, (Bosch), FOR ALT: 140A, OE-NO 06F903023F ALT, (Valeo), FOR ALT: 140A, OE-NO 06F903023C	<b>6PK1045</b> <b>6PK900</b> <b>AP9001</b>  <b>AP9001</b>  <b>VD1107</b>
					<b>CT1056</b> <b>CT1056K1</b> <b>CT1088</b>  <b>CT1088K1</b>	CA, MTR-CODE: AXW CA, MTR-CODE: AXW CA, MTR-CODE: BLX, BLY, BLR, BVX, BVY, BVZ CA, MTR-CODE: BLX, BLY, BLR, BVX, BVY, BVZ	
2.0 FSI 4motion	08/04-11/08	BLX, BVX	110	1984		ALT, (AC) ALT, (-AC) MTR-CODE: BLX, CH-NO 1K-4-000 001⇨ ALT, (Bosch), FOR ALT: 140A, OE-NO 06F903023F ALT, (Valeo), FOR ALT: 140A, OE-NO 06F903023C	<b>6PK1045</b> <b>6PK900</b> <b>AP9001</b> <b>AP9001</b>  <b>AP9001</b>  <b>VD1107</b>
					<b>CT1088</b> <b>CT1088K1</b>	CA, MTR-CODE: BLX CA, MTR-CODE: BLX	
2.0 GTI	10/04-02/09	AXX, BWA, BPY, CAWB, CCTA, CBFA	147	1984		ALT, (AC), MTR-CODE: BWA, AXX, BPY ALT, (AC), MTR-CODE: CCTA, CAWB, CBFA  ALT, (-AC), MTR-CODE: BWA, AXX, BPY MTR-CODE: BWA, BPY, AXX ALT, (Bosch), FOR ALT: 140A, OE-NO 06F903023F ALT, (Valeo), FOR ALT: 140A, OE-NO 06F903023C MTR-CODE: CCTA, CBFA ALT, (Bosch), FOR ALT: 140A, OE-NO 06B903016AB ALT, (Valeo), FOR ALT: 140A, OE-NO 06J903023C	<b>6PK1054</b> <b>6PK1120</b>  <b>6PK955</b> <b>AP9001</b> <b>AP9001</b>  <b>AP9001</b>  <b>AP9009</b> <b>AP9009</b>  <b>AP9009</b>
					<b>CT1088</b> <b>CT1088K1</b> <b>CT1143</b>	CA, WP, MTR-CODE: BWA, AXX, BPY CA, WP, MTR-CODE: BWA, AXX, BPY WP, MTR-CODE: CCTA, CAWB, CBFA	
	09/06-12/08	BYD	169			MTR-CODE: BYD, ALT, (AC) MTR-CODE: BYD, ALT, (-AC) ALT, (Bosch), FOR ALT: 140A, OE-NO 06F903023F ALT, (Valeo), FOR ALT: 140A, OE-NO 06F903023C	<b>6PK1054</b> <b>6PK955</b> <b>AP9001</b>  <b>AP9001</b>
					<b>CT1088</b>	MTR-CODE: BYD, CA, WP	
2.0 SDI	01/04-11/08	BDK	55	1968		ALT, (AC) ALT, (AC) ALT, (-AC) ONLY WITH VD1076 ALT, (Bosch), FOR ALT: 110A, OE-NO 06F	<b>6PK1050</b> <b>6PK1050D2</b> <b>6PK948</b> <b>MS18</b> <b>AP9001</b>





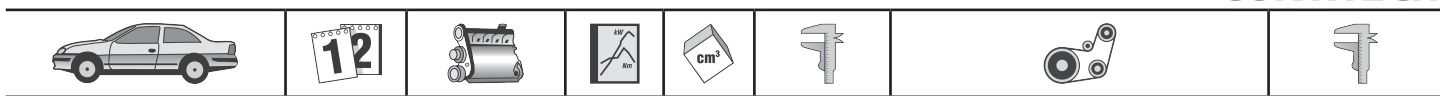
**VW**

GOLF V (1K1)



					<p>903 023 D, FOR ALT: 140A, OE-NO 06F 903 023 F ALT, (Valeo), FOR ALT: 110A, OE-NO 06F 903 023 E, FOR ALT: 140A, OE-NO 06F 903 023 C</p> <p><b>AP9001</b></p> <p><b>VD1076</b></p> <p><b>CT1028</b> CA, WP <b>CT1028K3</b> CA, WP <b>CT1028WP3</b> CA, WP</p>
2.0 TDI	11/05-11/08	BMN	125	1968	<p>MTR-CODE: BMN, ALT, PS, (AC) MTR-CODE: BMN, ALT, PS, (AC) MTR-CODE: BMN, ALT, PS, (-AC) ONLY WITH VD1076 ALT, (Bosch), FOR ALT: 110A, OE-NO 06F903023D, FOR ALT: 140A, OE-NO 06F903023F ALT, (Valeo), FOR ALT: 110A, OE-NO 06F903023E, FOR ALT: 140A, OE-NO 06F903023C</p> <p><b>6PK1050</b> <b>6PK1050D2</b> <b>6PK948</b> <b>MS18</b> <b>AP9001</b></p> <p><b>AP9001</b></p> <p><b>VD1076</b></p> <p><b>CT1051</b> MTR-CODE: BMN, CA, WP <b>CT1051K2</b> CA, WP, MTR-CODE: BMN <b>CT1051WP2</b> MTR-CODE: BMN, CA, WP</p>
	10/03-11/08	AZV, CBDA	100		<p>MTR-CODE: AZV, BKD, ALT, (AC) MTR-CODE: AZV, BKD, ALT, (AC) MTR-CODE: CBDA, CBDB, CBDC, ALT, (AC) MTR-CODE: CBDA, CBDB, CBDC, ALT, (-AC) MTR-CODE: CBDA, CBDB, CBDC, ALT, (-AC) MTR-CODE: AZV, BKD, ALT, (-AC) ONLY WITH VD1076 ALT, (Bosch), FOR ALT: 140A, OE-NO 06F903023F ALT, (Valeo), FOR ALT: 140A, OE-NO 06F903023C</p> <p><b>6PK1050</b> <b>6PK1050D2</b> <b>6PK1070</b></p> <p><b>6PK842 ELAST</b></p> <p><b>6PK842 ELAST</b> <b>T1</b> <b>6PK948</b> <b>MS18</b> <b>AP9001</b></p> <p><b>AP9001</b></p> <p><b>VD1076</b></p> <p><b>CT1051</b> MTR-CODE: AZV, BKD, CA, WP <b>CT1051K1</b> MTR-CODE: AZV, BKD, ⇒MODEL '05, CA, WP <b>CT1051K1</b> MTR-CODE: AZV, BKD, MODEL '06⇒, CA, WP, ⇒CH-NO 1K-6-250 000 <b>CT1051K2</b> MTR-CODE: AZV, BKD, ⇒MODEL '05, CA, WP <b>CT1051K2</b> MTR-CODE: AZV, BKD, MODEL '06⇒, CA, WP, CH-NO 1K-7-000 001⇒ <b>CT1051WP1</b> MTR-CODE: AZV, BKD, ⇒MODEL '05, CA, WP <b>CT1051WP1</b> MTR-CODE: AZV, BKD, MODEL '06⇒, CA, WP, ⇒CH-NO 1K-6-250 000 <b>CT1051WP2</b> MTR-CODE: AZV, BKD, ⇒MODEL '05, CA, WP <b>CT1051WP2</b> MTR-CODE: AZV, BKD, MODEL '06⇒, CA, WP, CH-NO 1K-7-000 001⇒ <b>CT1134</b> MTR-CODE: CBDA, CBDB, CBDC, CA <b>CT1134K1</b> MTR-CODE: CBDA, CBDB, CBDC, CA <b>CT1134WP2</b> MTR-CODE: CBDA, CBDB, CBDC, CA, WP</p>
	12/04-11/08	BMM	103		<p>ALT, PS, (AC) ALT, PS, (AC) ALT, PS, (-AC) ONLY WITH VD1076 ALT, (Bosch), FOR ALT: 110A, OE-NO 06F903023D, FOR ALT: 140A, OE-NO 06F903023F ALT, (Valeo), FOR ALT: 110A, OE-NO 06F903023E, FOR ALT: 140A, OE-NO 06F903023C</p> <p><b>6PK1050</b> <b>6PK1050D2</b> <b>6PK948</b> <b>MS18</b> <b>AP9001</b></p> <p><b>AP9001</b></p> <p><b>VD1076</b></p> <p><b>CT1028</b> CA, WP <b>CT1028K3</b> CA, WP <b>CT1028WP4</b> CA, WP</p>
2.0 TDI 16V	10/03-11/08	BKD	103	1968	<p>MTR-CODE: AZV, BKD, ALT, (AC) MTR-CODE: AZV, BKD, ALT, (AC) MTR-CODE: AZV, BKD, ALT, (-AC) ONLY WITH VD1076 ALT, (Valeo), FOR ALT: 110A, OE-NO 06F903023E, FOR ALT: 140A, OE-NO</p> <p><b>6PK1050</b> <b>6PK1050D2</b> <b>6PK948</b> <b>MS18</b> <b>AP9001</b></p>





VW						
GOLF V (1K1)						
					ALT, (Bosch), FOR ALT: 110A, OE-NO 06F903023D, FOR ALT: 140A, OE-NO 06F903023F <b>AP9001</b> <b>VD1076</b> <b>CT1051</b> MTR-CODE: AZV, BKD, CA, WP <b>CT1051K1</b> MTR-CODE: AZV, BKD, ⇒MODEL '05, CA, WP <b>CT1051K1</b> MTR-CODE: AZV, BKD, MODEL '06⇒, CA, WP, ⇒CH-NO 1K-6-250 000 <b>CT1051K2</b> MTR-CODE: AZV, BKD, ⇒MODEL '05, CA, WP <b>CT1051K2</b> MTR-CODE: AZV, BKD, MODEL '06⇒, CA, WP, CH-NO 1K-7-000 001⇒ <b>CT1051WP1</b> MTR-CODE: AZV, BKD, ⇒MODEL '05, CA, WP <b>CT1051WP1</b> MTR-CODE: AZV, BKD, MODEL '06⇒, CA, WP, ⇒CH-NO 1K-6-250 000 <b>CT1051WP2</b> MTR-CODE: AZV, BKD, ⇒MODEL '05, CA, WP <b>CT1051WP2</b> MTR-CODE: AZV, BKD, MODEL '06⇒, CA, WP, CH-NO 1K-7-000 001⇒	
2.0 TDI 16V 4motion	08/04-11/08	BKD	103	1968	MTR-CODE: AZV, BKD, ALT, (AC) MTR-CODE: AZV, BKD, ALT, (AC) MTR-CODE: AZV, BKD, ALT, (-AC) ONLY WITH VD1076 ALT, (Valeo), FOR ALT: 110A, OE-NO 06F903023E, FOR ALT: 140A, OE-NO 06F903023C (Bosch), FOR ALT: 110A, OE-NO 06F903023D, FOR ALT: 140A, OE-NO 06F903023F <b>6PK1050</b> <b>6PK1050D2</b> <b>6PK948</b> <b>MS18</b> <b>AP9001</b> <b>AP9001</b> <b>VD1076</b> <b>CT1051</b> MTR-CODE: AZV, BKD, CA, WP <b>CT1051K1</b> MTR-CODE: AZV, BKD, ⇒MODEL '05, CA, WP <b>CT1051K1</b> MTR-CODE: AZV, BKD, MODEL '06⇒, CA, WP, ⇒CH-NO 1K-6-250 000 <b>CT1051K2</b> MTR-CODE: AZV, BKD, ⇒MODEL '05, CA, WP <b>CT1051K2</b> MTR-CODE: AZV, BKD, MODEL '06⇒, CA, WP, CH-NO 1K-7-000 001⇒ <b>CT1051WP1</b> MTR-CODE: AZV, BKD, ⇒MODEL '05, CA, WP <b>CT1051WP1</b> MTR-CODE: AZV, BKD, MODEL '06⇒, CA, WP, ⇒CH-NO 1K-6-250 000 <b>CT1051WP2</b> MTR-CODE: AZV, BKD, ⇒MODEL '05, CA, WP <b>CT1051WP2</b> MTR-CODE: AZV, BKD, MODEL '06⇒, CA, WP, CH-NO 1K-7-000 001⇒	
2.0 TDI 4motion	08/04-11/08	BMM	103	1968	ALT, PS, (AC) ALT, PS, (AC) ALT, PS, (-AC) ONLY WITH VD1076 ALT, (Bosch), FOR ALT: 110A, OE-NO 06F903023D, FOR ALT: 140A, OE-NO 06F903023F ALT, (Valeo), FOR ALT: 110A, OE-NO 06F903023E, FOR ALT: 140A, OE-NO 06F903023C <b>6PK1050</b> <b>6PK1050D2</b> <b>6PK948</b> <b>MS18</b> <b>AP9001</b> <b>AP9001</b> <b>VD1076</b> <b>CT1028</b> CA, WP <b>CT1028K3</b> CA, WP <b>CT1028WP4</b> CA, WP	
3.2	09/05-11/08	BUB	184	3189	ALT, (-AC) ALT, (AC), CH-NO 1K-7B083 210⇒, 1K-7P015 320⇒, 1K-7U015 406⇒, 1K-7W102 691⇒ ALT, (AC), ⇒CH-NO 1K-7B083 209, 1K-7P015 319, 1K-7U015 405, 1K-7W102 690 ALT, (Bosch), FOR ALT: 110A, OE-NO 06F903023D, FOR ALT: 140A, OE-NO 06F903023F ALT, (Valeo), FOR ALT: 110A, OE-NO 06F903023E, FOR ALT: 140A, OE-NO 06F903023C ALT, (Valeo), FOR ALT: 140A, OE-NO 06F903023P, CH-NO 1K-7-120001⇒, ⇒CH-NO 1K-9-200000 <b>6PK1240</b> <b>6PK1613</b> <b>6PK1623</b> <b>AP9001</b> <b>AP9001</b> <b>AP9022</b>	





**VW**

**GOLF V (1K1)**

↔ 3.2 R32 4motion

11/05-11/08

BUB, CBRA

184

3189

ALT, (-AC)  
ALT, (AC), CH-NO 1K-7B083 210⇒, 1K-7P015 320⇒, 1K-7U015 406⇒, 1K-7W102 691⇒

**6PK1240**  
**6PK1613**

ALT, (AC), ⇒CH-NO 1K-7B083 209, 1K-7P015 319, 1K-7U015 405, 1K-7W102 690

**6PK1623**

MTR-CODE: BUB  
ALT, (Bosch), FOR ALT: 110A, OE-NO 06F903023D, FOR ALT: 140A, OE-NO 06F903023F

**AP9001**  
**AP9001**

ALT, (Valeo), FOR ALT: 110A, OE-NO 06F903023E, FOR ALT: 140A, OE-NO 06F903023C

**AP9001**

ALT, (Valeo), FOR ALT: 140A, OE-NO 06F903023P, CH-NO 1K-7-120001⇒, ⇒CH-NO 1K-9-200000, MTR-CODE: BUB

**AP9022**

01/04-11/08

BJS

177

ALT, (-AC)  
ALT, (AC), CH-NO 1K-7B083 210⇒, 1K-7P015 320⇒, 1K-7U015 406⇒, 1K-7W102 691⇒

**6PK1240**  
**6PK1613**

ALT, (AC), ⇒CH-NO 1K-7B083 209, 1K-7P015 319, 1K-7U015 405, 1K-7W102 690

**6PK1623**

**GOLF V Variant (1K5)**

1.4

06/07-

BUD

59

1390

**CT957(SET)**  
**CT957K3**  
**CT957WP3**

ALT, (AC)  
ALT, (-AC)

**6PK1100**  
**6PK737**

MTR-CODE: BUD, CA  
MTR-CODE: BUD, CA  
MTR-CODE: BUD, CA

1.4 TSI

06/07-

BMY

103

1390

AIRC, MTR-CODE: BMY  
ALT, (-AC)  
ALT, (AC)  
ALT, (Bosch), FOR ALT: 140A, OE-NO 03C 903 023 A  
ALT, (Valeo), FOR ALT: 110A, OE-NO 03C 903 023 G, FOR ALT: 140A, OE-NO 03C 903 023 C

**5PK491**  
**6PK1600**  
**6PK1698**  
**AP9012**

CAXA

90

ALT, (-AC)  
ALT, (AC)  
ALT, (Bosch), FOR ALT: 140A, OE-NO 03C 903 023 A  
ALT, (Valeo), FOR ALT: 110A, OE-NO 03C 903 023 G, FOR ALT: 140A, OE-NO 03C 903 023 C

**6PK1090**  
**6PK1733**  
**AP9012**

BLG

125

AIRC, MTR-CODE: BLG  
ALT, (-AC)  
ALT, (AC)  
ALT, (Bosch), FOR ALT: 110A, OE-NO 03C 903 023 B, FOR ALT: 140A, OE-NO 03C 903 023 A  
ALT, (Valeo), FOR ALT: 110A, OE-NO 03C 903 023 G, FOR ALT: 140A, OE-NO 03C 903 023 C

**5PK491**  
**6PK1600**  
**6PK1698**  
**AP9012**

07/08-

CAVD

118

AIRC  
ALT, (-AC)  
ALT, (AC)  
ALT, (Bosch), FOR ALT: 140A, OE-NO 03C 903 023 A

**5PK491**  
**6PK1600**  
**6PK1698**  
**AP9012**

1.6

06/07-

BSE, BSF, CCSA

75

1595

**CT908**  
**CT908K1**  
**CT908WP1**

ALT, (AC)  
ALT, (-AC)  
MTR-CODE: BSF, BSE  
ALT, (Bosch), FOR ALT: 140A, OE-NO 06F903023F  
ALT, (Valeo), FOR ALT: 140A, OE-NO 06F903023C

**6PK1045**  
**6PK900**  
**AP9001**  
**AP9001**

CA  
CA  
CA

1.6 MultiFuel

11/07-

CCSA

75

1595

ALT, (AC)  
ALT, (-AC)  
ALT, (Bosch), FOR ALT: 120A, OE-NO 06F903023F  
ALT, (Valeo), FOR ALT: 120A, OE-NO 03L903023C

**6PK1045**  
**6PK900**  
**AP9001**  
**AP9001**

**CT908**  
**CT908K1**  
**CT908WP1**

CA  
CA  
CA

1.9 TDI

06/07-

BLS, BXE

77

1896

ALT, (AC)  
ALT, (AC)

**6PK1050**  
**6PK1050D2**





<b>VW</b>							
<b>GOLF V Variant (1K5)</b>							
						ALT, (-AC) ONLY WITH VD1076 ALT, (Bosch), FOR ALT: 110A, OE-NO 06F903023D, FOR ALT: 140A, OE-NO 06F903023F ALT, (Valeo), FOR ALT: 110A, OE-NO 06F903023E, FOR ALT: 140A, OE-NO 06F903023C  <b>CT1028</b> <b>CT1028K3</b> <b>CT1028WP3</b>	<b>6PK948</b> <b>MS18</b> <b>AP9001</b>  <b>AP9001</b>  <b>VD1076</b>
1.9 TDI 4motion	01/08-	BLS	77	1896		ALT, (AC) ALT, (AC) ALT, (-AC) ONLY WITH VD1076 ALT, (Bosch), FOR ALT: 140A, OE-NO 06F903023F ALT, (Valeo), FOR ALT: 140A, OE-NO 06F903023C  <b>CT1028</b> <b>CT1028K3</b> <b>CT1028WP3</b>	<b>6PK1050</b> <b>6PK1050D2</b> <b>6PK948</b> <b>MS18</b> <b>AP9001</b>  <b>AP9001</b>  <b>VD1076</b>
2.0	06/07-	BWA, CAWB, CCTA	147	1984		ALT, (AC), MTR-CODE: BWA, AXX, BPY ALT, (AC), MTR-CODE: CCTA, CAWB, CBFA ALT, (-AC), MTR-CODE: BWA, AXX, BPY MTR-CODE: BWA, CH-NO 1K-6-000 001⇒ ALT, (Bosch), FOR ALT: 140A, OE-NO 06F903023F ALT, (Valeo), FOR ALT: 140A, OE-NO 06F903023C ALT, (Bosch), FOR ALT: 140A, OE-NO 06B903016AB ALT, (Valeo), FOR ALT: 140A, OE-NO 06J903023C MTR-CODE: CCTA CA, WP, MTR-CODE: BWA, AXX, BPY CA, WP, MTR-CODE: BWA, AXX, BPY WP, MTR-CODE: CCTA, CAWB, CBFA  <b>CT1088</b> <b>CT1088K1</b> <b>CT1143</b>	<b>6PK1054</b> <b>6PK1120</b>  <b>6PK955</b> <b>AP9001</b> <b>AP9001</b>  <b>AP9001</b>  <b>AP9009</b>  <b>AP9009</b>  <b>AP9009</b>
2.0 TDI	06/07-	BMM	103	1968		ALT, PS, (AC) ALT, PS, (AC) ONLY WITH VD1076 ALT, (Bosch), FOR ALT: 140A, OE-NO 06F903023F ALT, (Valeo), FOR ALT: 140A, OE-NO 06F903023C  <b>CT1028</b> <b>CT1028K3</b> <b>CT1028WP4</b>	<b>6PK1050</b> <b>6PK1050D2</b> <b>MS18</b> <b>AP9001</b>  <b>AP9001</b>  <b>VD1076</b>
		AZV	100			MTR-CODE: AZV, BKD, ALT, (AC) MTR-CODE: AZV, BKD, ALT, (AC) MTR-CODE: AZV, BKD, ALT, (-AC) ONLY WITH VD1076 ALT, (Bosch), FOR ALT: 110A, OE-NO 06F903023D, FOR ALT: 140A, OE-NO 06F903023F ALT, (Valeo), FOR ALT: 110A, OE-NO 06F903023E, FOR ALT: 140A, OE-NO 06F903023C  <b>CT1051</b> <b>CT1051K1</b>  <b>CT1051K2</b>  <b>CT1051WP1</b>  <b>CT1051WP2</b>	<b>6PK1050</b> <b>6PK1050D2</b> <b>6PK948</b> <b>MS18</b> <b>AP9001</b>  <b>AP9001</b>  <b>VD1076</b>
2.0 TDI 16V	06/07-	BKD, CBDB	103	1968		MTR-CODE: AZV, BKD, ALT, (AC) MTR-CODE: AZV, BKD, ALT, (AC) MTR-CODE: CBDA, CBDB, ALT, (AC) MTR-CODE: CBDA, CBDB, ALT, (-AC) MTR-CODE: CBDA, CBDB, ALT, (-AC)  <b>CT1051</b> <b>CT1051K1</b>  <b>CT1051K2</b>  <b>CT1051WP1</b>  <b>CT1051WP2</b>	<b>6PK1050</b> <b>6PK1050D2</b> <b>6PK1070</b> <b>6PK842 ELAST</b> <b>6PK842 ELAST</b> <b>T1</b>

**VW**






**VW**

**GOLF V Variant (1K5)**

						MTR-CODE: AZV, BKD, ALT, (-AC) ONLY WITH VD1076 ALT, (Valeo), FOR ALT: 110A, OE-NO 06F903023E, FOR ALT: 140A, OE-NO 06F903023C ALT, (Bosch), FOR ALT: 110A, OE-NO 06F903023D, FOR ALT: 140A, OE-NO 06F903023F	<b>6PK948</b> <b>MS18</b> <b>AP9001</b>  <b>AP9001</b>  <b>VD1076</b>
					<b>CT1051</b> <b>CT1051K1</b> <b>CT1051K2</b> <b>CT1051WP1</b> <b>CT1051WP2</b> <b>CT1134</b> <b>CT1134K1</b> <b>CT1134WP1</b> <b>CT1134WP2</b>	MTR-CODE: AZV, BKD, CA, WP CA, WP, MTR-CODE: AZV, BKD, ⇒CH-NO 1K-6-250 000 CA, WP, MTR-CODE: AZV, BKD, CH-NO 1K-7-000 001⇒ CA, WP, MTR-CODE: AZV, BKD, ⇒CH-NO 1K-6-250 000 CA, WP, MTR-CODE: AZV, BKD, CH-NO 1K-7-000 001⇒ MTR-CODE: CBDA, CBDB, CA, WP MTR-CODE: CBDA, CBDB, CA, WP MTR-CODE: CBDA, CBDB, CA, WP, 05/2012⇒ MTR-CODE: CBDA, CBDB, CA, WP, ⇒04/2012	
2.0 TDI 4motion	06/07-	AZV	100	1968		MTR-CODE: AZV, BKD, ALT, (AC) MTR-CODE: AZV, BKD, ALT, (AC) MTR-CODE: AZV, BKD, ALT, (-AC) ONLY WITH VD1076 ALT, (Bosch), FOR ALT: 110A, OE-NO 06F903023D, FOR ALT: 140A, OE-NO 06F903023F ALT, (Valeo), FOR ALT: 110A, OE-NO 06F903023E, FOR ALT: 140A, OE-NO 06F903023C	<b>6PK1050</b> <b>6PK1050D2</b> <b>6PK948</b> <b>MS18</b> <b>AP9001</b>  <b>AP9001</b>  <b>VD1076</b>
					<b>CT1051</b> <b>CT1051K1</b> <b>CT1051K2</b> <b>CT1051WP1</b> <b>CT1051WP2</b>	MTR-CODE: AZV, BKD, CA, WP CA, WP, MTR-CODE: AZV, BKD, ⇒CH-NO 1K-6-250 000 CA, WP, MTR-CODE: AZV, BKD, CH-NO 1K-7-000 001⇒ CA, WP, MTR-CODE: AZV, BKD, ⇒CH-NO 1K-6-250 000 CA, WP, MTR-CODE: AZV, BKD, CH-NO 1K-7-000 001⇒	

**GOLF VI (5K1)**

1.2 TSI	05/09-11/12	CBZB	77	1197		MTR-CODE: CBZB, ALT, (-AC) MTR-CODE: CBZB, ALT, (AC) ALT, (Valeo), FOR ALT: 110A, OE-NO 03F903023E ALT, (Bosch), FOR ALT: 140A, OE-NO 03F903023D, 03C903025F	<b>6PK1432</b> <b>6PK1693</b> <b>AP9012</b>  <b>AP9012</b>
	05/10-11/12	CBZA	63			MTR-CODE: CBZB, ALT, (-AC) MTR-CODE: CBZB, ALT, (AC) ALT, (Bosch), FOR ALT: 140A, OE-NO 03F903023D, 03C903025F ALT, (Valeo), FOR ALT: 140A, OE-NO 03F903023E	<b>6PK1432</b> <b>6PK1693</b> <b>AP9012</b>  <b>AP9012</b>
1.4	10/08-11/12	CGGA	59	1390		ALT, (AC) ALT, (-AC) MTR-CODE: CGGA, CA MTR-CODE: CGGA, CA MTR-CODE: CGGA, CA	<b>6PK1100</b> <b>6PK737</b>
1.4 TSI	10/08-11/12	CAXA	90	1390		ALT, (-AC) ALT, (AC) ALT, (Valeo), OE-NO 03C 903 023 G, FOR ALT: 110A ALT, (Valeo), OE-NO 03C 903 023 C, FOR ALT: 140A (Bosch), OE-NO 03C 903 023 A, FOR ALT: 140A	<b>6PK1090</b> <b>6PK1733</b> <b>AP9012</b>  <b>AP9012</b>
		CAVD, CNWA, CTHD, CTKA	118			AIRC ALT, (-AC) ALT, (AC) ALT, (Valeo), OE-NO 03C 903 023 G, FOR ALT: 110A, OE-NO 03C 903 023 C, FOR ALT: 140A (Bosch), OE-NO 03C 903 023 A, FOR ALT: 140A	<b>5PK491</b> <b>6PK1600</b> <b>6PK1698</b> <b>AP9012</b>  <b>AP9012</b>





<b>VW</b>							
<b>GOLF VI (5K1)</b>							
↔ 1.6	10/08-11/12	BSE, BSF, CCSA, CMXA	75	1595		ALT, (AC) ALT, (-AC) MTR-CODE: CCSA ALT, (Bosch), FOR ALT: 140A, OE-NO 06F903023F ALT, (Valeo), FOR ALT: 140A, OE-NO 03L903023F	<b>6PK1045</b> <b>6PK900</b> <b>AP9001</b> <b>AP9001</b> <b>AP9001</b>
					<b>CT908</b> <b>CT908K1</b> <b>CT908WP1</b>	CA CA CA	
1.6 BiFuel	03/09-11/12	CHGA	75	1595		ALT, (AC) ALT, (-AC) ALT, (Bosch), FOR ALT: 140A, OE-NO 06F903023F ALT, (Valeo), FOR ALT: 140A, OE-NO 03L903023F	<b>6PK1045</b> <b>6PK900</b> <b>AP9001</b> <b>AP9001</b>
					<b>CT908</b> <b>CT908K1</b>	CA CA	
1.6 MultiFuel	10/08-11/12	CCSA, CMXA	75	1595		ALT, (Bosch), FOR ALT: 140A, OE-NO 06F903023F ALT, (Valeo), FOR ALT: 140A, OE-NO 03L903023F	<b>AP9001</b> <b>AP9001</b>
1.6 TDI	02/09-11/12	CAYC	77	1598		MTR-CODE: CAYB, CAYC, ALT, (AC) MTR-CODE: CAYB, CAYC, ALT, (-AC) MTR-CODE: CAYB, CAYC, ALT, (-AC)  ALT, (Bosch), FOR ALT: 140A, OE-NO 06F903023F, 03L903023 ALT, (Valeo), FOR ALT: 140A, OE-NO 03L903023F, 03L903023A MTR-CODE: CAYB, CAYC MTR-CODE: CAYB, CAYC, CA MTR-CODE: CAYB, CAYC, CA, ⇒11/2010 MTR-CODE: CAYB, CAYC, CA, 12/2010⇒ MTR-CODE: CAYB, CAYC, ⇒11/2010, CA, WP MTR-CODE: CAYB, CAYC, 12/2010⇒, ⇒MODEL '11, CA, WP MTR-CODE: CAYB, CAYC, MODEL '12⇒, CA, WP	<b>6PK1070</b> <b>6PK842 ELAST</b> <b>6PK842 ELAST T1</b> <b>AP9001</b> <b>AP9001</b> <b>VD1111</b>
		CAYB	66			MTR-CODE: CAYB, CAYC, ALT, (AC) MTR-CODE: CAYB, CAYC, ALT, (-AC) MTR-CODE: CAYB, CAYC, ALT, (-AC)  ONLY WITH VD1076 ALT, (Bosch), FOR ALT: 140A, OE-NO 06F903023F, 03L903023 ALT, (Valeo), FOR ALT: 140A, OE-NO 03L903023F, 03L903023A MTR-CODE: CAYB, CAYC, ⇒10/2009 MTR-CODE: CAYB, CAYC, 11/2009⇒ MTR-CODE: CAYB, CAYC, CA MTR-CODE: CAYB, CAYC, CA, ⇒11/2010 MTR-CODE: CAYB, CAYC, CA, 12/2010⇒ MTR-CODE: CAYB, CAYC, ⇒11/2010, CA, WP MTR-CODE: CAYB, CAYC, 12/2010⇒, ⇒MODEL '11, CA, WP MTR-CODE: CAYB, CAYC, MODEL '12⇒, CA, WP	<b>6PK1070</b> <b>6PK842 ELAST</b> <b>6PK842 ELAST T1</b> <b>MS18</b> <b>AP9001</b> <b>AP9001</b> <b>VD1076</b> <b>VD1111</b>
1.8 TSI	06/09-01/11	CDA A	118	1798		ALT ALT, (Bosch), FOR ALT: 140A, OE-NO 06B903016AB ALT, (Valeo), FOR ALT: 140A, OE-NO 06J903023C	<b>6PK1120</b> <b>AP9009</b> <b>AP9009</b>
2.0 GTi	04/09-11/12	CCZB	155	1984		ALT ALT, (Bosch), FOR ALT: 140A, OE-NO 06B903016AB ALT, (Valeo), FOR ALT: 140A, OE-NO 06J903023C	<b>6PK1120</b> <b>AP9009</b> <b>AP9009</b>
					<b>CT1143</b>	WP	
2.0 R 4motion	11/09-11/12	CDLF	199	1984		MTR-CODE: CDLC, CDLF, ALT, (AC) MTR-CODE: CDLC, CDLF, ALT, (-AC) ALT, (Bosch), FOR ALT: 140A, OE-NO 06F903023F ALT, (Valeo), FOR ALT: 140A, OE-NO 03L903023F	<b>6PK1054</b> <b>6PK955</b> <b>AP9001</b> <b>AP9001</b>
					<b>CT1088</b>	MTR-CODE: CDLC, CDLF, CA	


**VW**

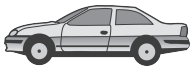


**VW**

**GOLF VI (5K1)**

↔	11/09-11/13	CDLC, CRZA	188		ALT, (Bosch), FOR ALT: 140A, OE-NO 06F903023F ALT, (Valeo), FOR ALT: 140A, OE-NO 03L903023F	<b>AP9001</b> <b>AP9001</b>		
	2.0 TDI	CBAB, CFFB, CJAA	103	1968	MTR-CODE: CBAA, CBAB, CJAA, CFFB, ALT, (AC) MTR-CODE: CBAA, CBAB, CJAA, CFFB, ALT, (-AC) MTR-CODE: CBAA, CBAB, CJAA, CFFB, ALT, (-AC) ALT, (Bosch), FOR ALT: 140A, OE-NO 06F903023F, 03L903023 ALT, (Valeo), FOR ALT: 140A, OE-NO 03L903023F, 03L903023A MTR-CODE: CBAA, CBAB, CJAA MTR-CODE: CFFA, CFFB	<b>6PK1070</b> <b>6PK842 ELAST</b> <b>6PK842 ELAST T1</b> <b>AP9001</b> <b>AP9001</b> <b>VD1076</b> <b>VD1111</b>		
	CT1134 CT1134K1 CT1134WP2 CT1139 CT1139K1 CT1139K2 CT1139WP1				MTR-CODE: CBAA, CBAB, CJAA, CA MTR-CODE: CBAA, CBAB, CJAA, CA MTR-CODE: CBAA, CBAB, CJAA, CA, WP MTR-CODE: CFFA, CFFB, CA MTR-CODE: CFFA, CFFB, CA, ⇒11/2010 MTR-CODE: CFFA, CFFB, CA, 12/2010⇒ MTR-CODE: CFFA, CFFB, CA, WP, ⇒11/2010			
	CT1139WP2 CT1139WP6				MTR-CODE: CFFA, CFFB, ⇒MODEL '11, CA, WP, 12/2010⇒ MTR-CODE: CFFA, CFFB, MODEL '12⇒, CA, WP			
	10/08-11/12				CBDC, CLCA	81		MTR-CODE: CBDC, CLCA, ALT, (AC) MTR-CODE: CBDC, CLCA, ALT, (-AC) MTR-CODE: CBDC, CLCA, ALT, (-AC)  ALT, (Bosch), FOR ALT: 140A, OE-NO 06F903023F ALT, (Valeo), FOR ALT: 140A, OE-NO 03L903023F MTR-CODE: CBDC MTR-CODE: CLCA MTR-CODE: CBDC, CA MTR-CODE: CBDC, CA MTR-CODE: CBDC, CA, WP MTR-CODE: CLCA, CA MTR-CODE: CLCA, CA, ⇒11/2010 MTR-CODE: CLCA, CA, 12/2010⇒ MTR-CODE: CLCA, CA, WP, ⇒11/2010 MTR-CODE: CLCA, ⇒MODEL '11, CA, WP, 12/2010⇒ MTR-CODE: CLCA, MODEL '12⇒, CA, WP
CT1134 CT1134K1 CT1134WP2 CT1139 CT1139K1 CT1139K2 CT1139WP1 CT1139WP2 CT1139WP6	MTR-CODE: CBDC, CA MTR-CODE: CBDC, CA MTR-CODE: CBDC, CA, WP MTR-CODE: CLCA, CA MTR-CODE: CLCA, CA, ⇒11/2010 MTR-CODE: CLCA, CA, 12/2010⇒ MTR-CODE: CLCA, CA, WP, ⇒11/2010 MTR-CODE: CLCA, ⇒MODEL '11, CA, WP, 12/2010⇒ MTR-CODE: CLCA, MODEL '12⇒, CA, WP							
04/09-11/12	CBBB, CFGB	125		MTR-CODE: CBBB, CFGB, ALT, (AC) MTR-CODE: CBBB, CFGB, ALT, (-AC) MTR-CODE: CBBB, CFGB, ALT, (-AC)  ALT, (Bosch), FOR ALT: 140A, OE-NO 06F903023F, 03L903023 ALT, (Valeo), FOR ALT: 140A, OE-NO 03L903023F, 03L903023A MTR-CODE: CBAB, CBBB MTR-CODE: CFGB MTR-CODE: CBBB, CA MTR-CODE: CBBB, CA MTR-CODE: CBBB, CA, WP MTR-CODE: CFGB, CA MTR-CODE: CFGB, CA, ⇒11/2010 MTR-CODE: CFGB, CA, 12/2010⇒ MTR-CODE: CFGB, CA, WP, ⇒11/2010 MTR-CODE: CFGB, CA, WP, 12/2010⇒	<b>6PK1070</b> <b>6PK842 ELAST</b> <b>6PK842 ELAST T1</b> <b>AP9001</b> <b>AP9001</b> <b>VD1076</b> <b>VD1111</b>			
CT1134 CT1134K1 CT1134WP1 CT1139 CT1139K1 CT1139K2 CT1139WP4 CT1139WP6	MTR-CODE: CBBB, CA MTR-CODE: CBBB, CA MTR-CODE: CBBB, CA, WP MTR-CODE: CFGB, CA MTR-CODE: CFGB, CA, ⇒11/2010 MTR-CODE: CFGB, CA, 12/2010⇒ MTR-CODE: CFGB, CA, WP, ⇒11/2010 MTR-CODE: CFGB, CA, WP, 12/2010⇒							
10/08-11/12	CBAA, CFFA	100		MTR-CODE: CBAA, CBAB, CJAA, CFFB, ALT, (AC) MTR-CODE: CBAA, CBAB, CJAA, CFFB, ALT, (-AC) MTR-CODE: CBAA, CBAB, CJAA, CFFB, ALT, (-AC) ALT, (Bosch), FOR ALT: 140A, OE-NO 06F903023F, 03L903023 ALT, (Valeo), FOR ALT: 140A, OE-NO 03L903023F, 03L903023A MTR-CODE: CBAA, CBAB, CJAA MTR-CODE: CFFA, CFFB	<b>6PK1070</b> <b>6PK842 ELAST</b> <b>6PK842 ELAST T1</b> <b>AP9001</b> <b>AP9001</b> <b>VD1076</b> <b>VD1111</b>			





**VW**

**GOLF VI (5K1)**

					<b>CT1134</b> MTR-CODE: CBAA, CBAB, CJAA, CA <b>CT1134K1</b> MTR-CODE: CBAA, CBAB, CJAA, CA <b>CT1134WP2</b> MTR-CODE: CBAA, CBAB, CJAA, CA, WP <b>CT1139</b> MTR-CODE: CFFA, CFFB, CA <b>CT1139K1</b> MTR-CODE: CFFA, CFFB, CA, ⇒11/2010 <b>CT1139K2</b> MTR-CODE: CFFA, CFFB, CA, 12/2010⇒ <b>CT1139WP1</b> MTR-CODE: CFFA, CFFB, CA, WP, ⇒11/2010  <b>CT1139WP2</b> MTR-CODE: CFFA, CFFB, ⇒MODEL '11, CA, WP, 12/2010⇒ <b>CT1139WP6</b> MTR-CODE: CFFA, CFFB, MODEL '12⇒, CA, WP	
2.0 TDI 4motion	05/09-11/12	CBAB, CFFB	103	1968	MTR-CODE: CBAA, CBAB, CJAA, CFFB, ALT, (AC) MTR-CODE: CBAA, CBAB, CJAA, CFFB, ALT, (-AC) MTR-CODE: CBAA, CBAB, CJAA, CFFB, ALT, (-AC) ALT, (Bosch), FOR ALT: 140A, OE-NO 06F903023F, 03L903023 ALT, (Valeo), FOR ALT: 140A, OE-NO 03L903023F, 03L903023A MTR-CODE: CBAA, CBAB, CJAA MTR-CODE: CFFA, CFFB  <b>CT1134</b> MTR-CODE: CBAA, CBAB, CJAA, CA <b>CT1134K1</b> MTR-CODE: CBAA, CBAB, CJAA, CA <b>CT1134WP2</b> MTR-CODE: CBAA, CBAB, CJAA, CA, WP <b>CT1139</b> MTR-CODE: CFFA, CFFB, CA <b>CT1139K1</b> MTR-CODE: CFFA, CFFB, CA, ⇒11/2010 <b>CT1139K2</b> MTR-CODE: CFFA, CFFB, CA, 12/2010⇒ <b>CT1139WP1</b> MTR-CODE: CFFA, CFFB, CA, WP, ⇒11/2010  <b>CT1139WP2</b> MTR-CODE: CFFA, CFFB, ⇒MODEL '11, CA, WP, 12/2010⇒ <b>CT1139WP6</b> MTR-CODE: CFFA, CFFB, MODEL '12⇒, CA, WP	<b>6PK1070</b>  <b>6PK842 ELAST</b>  <b>6PK842 ELAST T1</b> <b>AP9001</b>  <b>AP9001</b>  <b>VD1076</b> <b>VD1111</b>
<b>GOLF VI Cabriolet (517)</b>						
1.2 TSI	03/11-	CBZB	77	1197	MTR-CODE: CBZB, ALT, (-AC) MTR-CODE: CBZB, ALT, (AC) MTR-CODE: CBZB ALT, (Valeo), FOR ALT: 110A, OE-NO 03F903023E ALT, (Bosch), FOR ALT: 140A, OE-NO 03F903023D, 03C903025F	<b>6PK1432</b> <b>6PK1693</b> <b>AP9012</b> <b>AP9012</b>  <b>AP9012</b>
1.4 TSI	11/11-	CAXA	90	1390	ALT, (-AC) ALT, (AC) MTR-CODE: CAXA ALT, (Valeo), FOR ALT: 110A, OE-NO 03C903023G, FOR ALT: 140A, OE-NO 03C903025D ALT, (Bosch), FOR ALT: 140A, OE-NO 03C903023A	<b>6PK1090</b> <b>6PK1733</b> <b>AP9012</b> <b>AP9012</b>  <b>AP9012</b>
	03/11-	CAVD, CNWA, CTHD, CTKA	118		AIRC ALT, (-AC) ALT, (AC) MTR-CODE: CAVD ALT, (Valeo), FOR ALT: 110A, OE-NO 03C903023G, FOR ALT: 140A, OE-NO 03C903025D ALT, (Bosch), FOR ALT: 140A, OE-NO 03C903023A	<b>5PK491</b> <b>6PK1600</b> <b>6PK1698</b> <b>AP9012</b> <b>AP9012</b>  <b>AP9012</b>
1.6 TDI	03/11-	CAYC	77	1598	MTR-CODE: CAYB, CAYC, ALT, (AC) MTR-CODE: CAYB, CAYC, ALT, (-AC) MTR-CODE: CAYB, CAYC, ALT, (-AC)  ALT, (Bosch), FOR ALT: 140A, OE-NO 06F903023F ALT, (Valeo), FOR ALT: 140A, OE-NO 03L903023F MTR-CODE: CAYB, CAYC, 11/2009⇒	<b>6PK1070</b> <b>6PK842 ELAST</b> <b>6PK842 ELAST T1</b> <b>AP9001</b>  <b>AP9001</b>  <b>VD1111</b>
					<b>CT1139</b> MTR-CODE: CAYB, CAYC, CA <b>CT1139K2</b> MTR-CODE: CAYB, CAYC, CA <b>CT1139WP6</b> MTR-CODE: CAYC, CA, WP	
2.0 TDI	11/11-	CFHC	103	1968	ALT, (AC) ALT, (-AC) ALT, (-AC)	<b>6PK1070</b> <b>6PK842 ELAST</b> <b>6PK842 ELAST T1</b> <b>VD1111</b>




**VW**
**GOLF VI Cabriolet (517)**

					<b>CT1139</b> <b>CT1139K2</b> <b>CT1139WP6</b>	CA CA CA, WP	
2.0 TSI	11/11-	CCZB	155	1984	<b>CT1143</b>	ALT WP	<b>6PK1120</b>

**GOLF VI Variant (AJ5)**

1.2 TSI	08/09-	CBZB	77	1197		MTR-CODE: CBZB, ALT, (-AC) MTR-CODE: CBZB, ALT, (AC) ALT, (Valeo), FOR ALT: 110A, OE-NO 03F903023E ALT, (Bosch), FOR ALT: 140A, OE-NO 03F903023D, 03C903023F	<b>6PK1432</b> <b>6PK1693</b> <b>AP9012</b> <b>AP9012</b>
	07/10-	CBZA	63			MTR-CODE: CBZA, CBZB, ALT, (-AC) MTR-CODE: CBZA, CBZB, ALT, (AC) ALT, (Bosch), FOR ALT: 110A, OE-NO 03F903023E ALT, (Valeo), FOR ALT: 140A, OE-NO 06F903023D	<b>6PK1432</b> <b>6PK1693</b> <b>AP9012</b> <b>AP9012</b>
1.4	07/09-	BUD, CGGA	59	1390	<b>CT957(SET)</b> <b>CT957K3</b> <b>CT957WP3</b>	ALT, (AC) ALT, (-AC) MTR-CODE: BUD, CA MTR-CODE: BUD, CA MTR-CODE: BUD, CA	<b>6PK1100</b> <b>6PK737</b>
1.4 TSI	07/09-	CAXA	90	1390		ALT, (-AC) ALT, (AC) ALT, (Bosch), FOR ALT: 140A, OE-NO 03C 903 023 A ALT, (Valeo), FOR ALT: 110A, OE-NO 03C 903 023 G, FOR ALT: 140A, OE-NO 03C 903 023 C	<b>6PK1090</b> <b>6PK1733</b> <b>AP9012</b> <b>AP9012</b>
		CAVD, CNWA, CTHD, CTKA	118			AIRC ALT, (-AC) ALT, (AC) ALT, (Bosch), FOR ALT: 140A, OE-NO 03C 903 023 A	<b>5PK491</b> <b>6PK1600</b> <b>6PK1698</b> <b>AP9012</b>
1.6	07/09-	BSE, BSF, CCSA, CMXA	75	1595	<b>CT908</b> <b>CT908K1</b> <b>CT908WP1</b>	ALT, (AC) ALT, (-AC) ALT, (Bosch), FOR ALT: 140A, OE-NO 06F903023F ALT, (Valeo), FOR ALT: 140A, OE-NO 03L903023F	<b>6PK1045</b> <b>6PK900</b> <b>AP9001</b> <b>AP9001</b>
1.6 MultiFuel	07/09-	CMXA	75	1595		ALT, (Bosch), FOR ALT: 140A, OE-NO 06F903023F ALT, (Valeo), FOR ALT: 140A, OE-NO 03L903023F	<b>AP9001</b> <b>AP9001</b>
1.6 TDI	07/09-	CAYC	77	1598	<b>CT1139</b> <b>CT1139K1</b> <b>CT1139WP4</b>	MTR-CODE: CAYB, CAYC, ALT, (AC) MTR-CODE: CAYB, CAYC, ALT, (-AC) MTR-CODE: CAYB, CAYC, ALT, (-AC)  ONLY WITH VD1076 ALT, (Bosch), FOR ALT: 140A, OE-NO 06F903023F, 03L903023 ALT, (Valeo), FOR ALT: 140A, OE-NO 03L903023F, 03L903023A MTR-CODE: CAYB, CAYC, ⇒10/2009 MTR-CODE: CAYB, CAYC, 11/2009⇒ MTR-CODE: CAYB, CAYC, CA MTR-CODE: CAYB, CAYC, CA MTR-CODE: CAYB, CAYC, CA, WP	<b>6PK1070</b> <b>6PK842 ELAST</b> <b>6PK842 ELAST T1</b> <b>MS18</b> <b>AP9001</b> <b>AP9001</b> <b>VD1076</b> <b>VD1111</b>
	12/09-	CAYB	66			MTR-CODE: CAYB, CAYC, ALT, (AC) MTR-CODE: CAYB, CAYC, ALT, (-AC) MTR-CODE: CAYB, CAYC, ALT, (-AC)  ALT, (Bosch), FOR ALT: 140A, OE-NO 06F903023F, 03L903023 ALT, (Valeo), FOR ALT: 140A, OE-NO 03L903023F, 03L903023A MTR-CODE: CAYB, CAYC, 11/2009⇒ MTR-CODE: CAYB, CAYC, CA MTR-CODE: CAYB, CAYC, CA MTR-CODE: CAYB, CAYC, CA, WP	<b>6PK1070</b> <b>6PK842 ELAST</b> <b>6PK842 ELAST T1</b> <b>AP9001</b> <b>AP9001</b> <b>VD1111</b>
1.6 TDI 4motion	07/09-	CAYC	77	1598	<b>CT1139</b> <b>CT1139K1</b> <b>CT1139WP4</b>	MTR-CODE: CAYB, CAYC, ALT, (AC) MTR-CODE: CAYB, CAYC, ALT, (-AC) MTR-CODE: CAYB, CAYC, ALT, (-AC)	<b>6PK1070</b> <b>6PK842 ELAST</b> <b>6PK842 ELAST T1</b>





<b>VW</b>						
<b>GOLF VI Variant (AJ5)</b>						
					ONLY WITH VD1076 ALT, (Bosch), FOR ALT: 140A, OE-NO 06F903023F, 03L903023 ALT, (Valeo), FOR ALT: 140A, OE-NO 03L903023F, 03L903023A MTR-CODE: CAYB, CAYC, ⇒10/2009 MTR-CODE: CAYB, CAYC, 11/2009⇒ MTR-CODE: CAYB, CAYC, CA MTR-CODE: CAYB, CAYC, CA MTR-CODE: CAYB, CAYC, CA, WP	<b>MS18</b> <b>AP9001</b> <b>AP9001</b> <b>VD1076</b> <b>VD1111</b>
2.0 TDI	07/09-	CBDA, CFHB	100	1968	<b>CT1139</b> <b>CT1139K1</b> <b>CT1139WP4</b>	<b>6PK1070</b> <b>6PK842 ELAST</b> <b>6PK842 ELAST</b> <b>T1</b> <b>MS18</b> <b>AP9001</b> <b>AP9001</b> <b>VD1076</b> <b>VD1111</b>
		BMM	103		<b>CT1134</b> <b>CT1134K1</b> <b>CT1134WP1</b> <b>CT1134WP2</b> <b>CT1139</b> <b>CT1139K1</b> <b>CT1139WP4</b>	<b>6PK1050</b> <b>MS18</b> <b>AP9001</b> <b>VD1076</b> <b>6PK1070</b> <b>6PK842 ELAST</b> <b>6PK842 ELAST</b> <b>T1</b> <b>MS18</b> <b>AP9001</b> <b>AP9001</b> <b>VD1076</b> <b>VD1111</b>
2.0 TDI 16V	07/09-	CBDB, CJAA, CFHC, CLCB	103	1968	<b>CT1134</b> <b>CT1134K1</b> <b>CT1134WP1</b> <b>CT1134WP2</b> <b>CT1139</b> <b>CT1139K1</b> <b>CT1139WP4</b>	<b>6PK1050</b> <b>MS18</b> <b>AP9001</b> <b>VD1076</b> <b>6PK1070</b> <b>6PK842 ELAST</b> <b>6PK842 ELAST</b> <b>T1</b> <b>MS18</b> <b>AP9001</b> <b>AP9001</b> <b>VD1076</b> <b>VD1111</b>
<b>GOLF VII (5G1)</b>						
1.2 TSI	11/12-	CJZB	63	1197	<b>CT1167</b>	ALT, (AC) ALT, (-AC) CA <b>6PK1000</b> <b>6PK737</b>
		CJZA	77		<b>CT1167</b>	ALT, (AC) ALT, (-AC) CA <b>6PK1000</b> <b>6PK737</b>
1.4 TSI	11/12-	CPTA, CHPA	103	1395	<b>CT1167</b>	ALT, (AC) ALT, (-AC) CA <b>6PK1000</b> <b>6PK737</b>
		CMBA, CUKA, CXSA	90		<b>CT1167</b>	ALT, (AC) ALT, (-AC) CA <b>6PK1000</b> <b>6PK737</b>
1.4 TSI E85-100	11/12-	CPVA	90	1395	<b>CT1167</b>	ALT, (AC) ALT, (-AC) CA <b>6PK1000</b> <b>6PK737</b>
<b>ILTIS (183)</b>						
1.7	03/79-12/88	YX, WL	55	1714	<b>CT637</b>	ALT CA <b>AVX10X940</b>

**VW**



**VW**

**ILTIS (183)**

					<b>CT637K1</b>	CA	
--	--	--	--	--	----------------	----	--

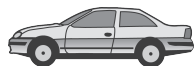
**JETTA I (16)**

1.1	08/78-02/84	GG, FA	37	1093	<b>CT633</b> <b>CT633WP1</b>	ALT, CH-NO 16A0279404⇒, 09/1981⇒ ALT, ⇒CH-NO 16A0279403, ⇒09/1981 CA CA	<b>AVX10X685</b> <b>AVX10X695</b>
1.3	08/79-02/84	GF	44	1272	<b>CT633</b> <b>CT633WP1</b>	ALT, CH-NO 16A0279404⇒, 09/1981⇒ ALT, ⇒CH-NO 16A0279403, ⇒09/1981 CA CA	<b>AVX10X685</b> <b>AVX10X695</b>
1.5	08/78-02/84	JB	51	1457	<b>CT637</b> <b>CT637K1</b>	PS ALT, (AC) ALT, 08/1981⇒ ALT, ⇒08/1981 AC CA CA	<b>AVX10X730</b> <b>AVX10X850</b> <b>AVX10X940</b> <b>AVX10X950</b> <b>AVX13X1025</b>
1.5 D	08/78-07/80	CK	37	1471	<b>CT513</b>	ALT AC CA	<b>AVX10X875</b> <b>AVX13X950</b>
1.6	08/78-02/84	FR	63	1588	<b>CT637</b> <b>CT637K1</b>	PS ALT, (AC) ALT, 08/1981⇒ ALT, ⇒08/1981 AC CA CA	<b>AVX10X730</b> <b>AVX10X850</b> <b>AVX10X940</b> <b>AVX10X950</b> <b>AVX13X1025</b>
	08/82-07/83	EW	55	1595	<b>CT637</b> <b>CT637K1</b>	ALT, (AC) ALT, (-AC) AC CA CA	<b>AVX10X850</b> <b>AVX10X940</b> <b>AVX13X1025</b>
1.6 D	08/80-02/84	CR, JK	40	1588	<b>CT513</b> <b>CT513K1</b>	PS ALT AC CA CA	<b>AVX10X740</b> <b>AVX10X875</b> <b>AVX13X950</b>
1.6 GLI	08/78-07/82	EG	81	1588	<b>CT637</b> <b>CT637K1</b>	PS ALT, 08/1981⇒ ALT, ⇒08/1981 AC CA CA	<b>AVX10X730</b> <b>AVX10X940</b> <b>AVX10X950</b> <b>AVX13X950</b>
1.6 TD	03/82-02/84	CY	51	1588	<b>CT513</b> <b>CT513K1</b>	PS ALT AC CA CA	<b>AVX10X740</b> <b>AVX10X875</b> <b>AVX13X950</b>
1.8	08/82-02/84	DX, JJ	82	1781	<b>CT637</b> <b>CT637K1</b>	ALT, (AC) ALT, (PS), (AC) PS ALT, (PS) ALT AC CA CA	<b>AVX10X630</b> <b>AVX10X630</b> <b>AVX10X730</b> <b>AVX10X865</b> <b>AVX10X940</b> <b>AVX13X950</b>

**JETTA II (19E, 1G2, 165)**

1.3	01/84-06/87	MH, HK	40	1272	<b>CT633</b> <b>CT633WP1</b>	ALT, CH-NO MW000001⇒, MB000001⇒ ALT, ⇒CH-NO LB300000, LW990000 CA CA	<b>11,9X710Ld</b> <b>AVX10X685</b>
1.3 KAT	06/87-12/91	MH, NZ, 2G	40	1272	<b>CT629</b> <b>CT629WP1</b> <b>CT633</b> <b>CT633WP1</b>	ALT, CH-NO MW000001⇒, MB000001⇒ ALT, ⇒CH-NO LB300000, LW990000 CA, MTR-NO NZ200001⇒, 2G262740⇒ CA, MTR-NO NZ200001⇒, 2G262740⇒ CA, ⇒MTR-NO NZ200000, 2G262739 CA, ⇒MTR-NO NZ200000, 2G262739	<b>11,9X710Ld</b> <b>AVX10X685</b>
1.6	10/86-10/91	PN	51	1595	<b>CT637</b> <b>CT637K1</b>	ALT, (AC) PS ALT, (PS) ALT AC CA CA	<b>AVX10X630</b> <b>AVX10X730</b> <b>AVX10X865</b> <b>AVX10X950</b> <b>AVX13X950</b>
	03/86-10/91	RF	53			ALT, (AC) PS ALT, (PS) ALT	<b>AVX10X630</b> <b>AVX10X730</b> <b>AVX10X865</b> <b>AVX10X950</b>





VW

JETTA II (19E, 1G2, 165)

					CT637 CT637K1	AC CA CA	AVX13X950
	01/84-07/92	EZ, ABN, HM	55		CT637 CT637K1	ALT, (AC) PS ALT, (PS) ALT, ⇒07/1985 ALT, 07/1985⇒ AC CA CA	AVX10X630 AVX10X730 AVX10X865 AVX10X940 AVX10X950 AVX13X950
1.6 D	01/84-10/91	JP, ME	40	1588	CT513 CT513K1	ALT ALT, ⇒CH-NO F350000, (AC) ALT, (AC), CH-NO F350001⇒ PS AC CA CA	11,9X950Ld AVX10X685 AVX10X700 AVX10X735 AVX13X950
1.6 TD	01/84-10/91	JR, MF	51	1588	CT513 CT513K1	ALT ALT, ⇒CH-NO F350000, (AC) ALT, (AC), CH-NO F350001⇒ PS AC CA CA	11,9X950Ld AVX10X685 AVX10X700 AVX10X735 AVX13X950
	04/89-10/91	RA, SB	59		CT513 CT513K1	ALT ALT, ⇒CH-NO F350000, (AC) ALT, (AC), CH-NO F350001⇒ PS AC CA CA	11,9X950Ld AVX10X685 AVX10X700 AVX10X735 AVX13X950
	01/90-10/91	1V	44	1589	CT513 CT513K1	ALT ALT, ⇒CH-NO F350000, (AC) ALT, (AC), CH-NO F350001⇒ PS AC CA CA	11,9X950Ld AVX10X685 AVX10X700 AVX10X735 AVX13X950
1.8	08/86-01/90	RH	62	1781	CT637 CT637K1	ALT, (AC) PS ALT, (PS) ALT AC CA CA	AVX10X630 AVX10X730 AVX10X865 AVX10X950 AVX13X950
	01/84-10/91	EV, GZ, PB	82		CT637 CT637K1	ALT, (AC) PS ALT, (PS) ALT, ⇒07/1985 ALT, 07/1985⇒ AC CA CA	AVX10X630 AVX10X730 AVX10X865 AVX10X940 AVX10X950 AVX13X950
	01/85-07/88	HT, RV	77		CT637 CT637K1	ALT, (AC) PS ALT, (PS), (-AC) ALT, (-PS), (-AC), ⇒07/1985 ALT, (-PS), (-AC), 07/1985⇒ AC CA CA	AVX10X625 AVX10X730 AVX10X865 AVX10X940 AVX10X950 AVX13X950
	08/85-10/87	RD	79		CT637	ALT, (AC) PS ALT, (PS) ALT AC CA	AVX10X630 AVX10X730 AVX10X865 AVX10X950 AVX13X950
	08/84-10/91	GX, HV, GU	66		CT637 CT637K1	ALT, (AC) PS ALT, (PS) ALT, ⇒07/1985 ALT, 07/1985⇒ AC CA CA	AVX10X630 AVX10X730 AVX10X865 AVX10X940 AVX10X950 AVX13X950
1.8 16V	08/86-10/91	PL	95	1781	CT637 CT637K1	ALT, (AC) PS	AVX10X630 AVX10X730



VW



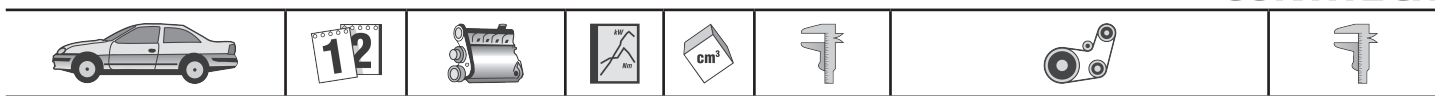


**VW**

**JETTA II (19E, 1G2, 165)**

						ALT, (PS) ALT, ⇒08/1987 ALT, 08/1987⇒ AC CA	AVX10X865 AVX10X940 AVX10X950 AVX13X950
	06/87-12/89	KR	102		CT869	ALT, (AC) PS ALT, (PS) ALT, ⇒08/1987 ALT, 08/1987⇒ AC CA	AVX10X630 AVX10X730 AVX10X865 AVX10X940 AVX10X950 AVX13X950
1.8 KAT	08/87-10/91	GX, RP	66	1781	CT637 CT637K1	ALT, (AC) PS ALT, (PS) ALT AC CA CA	AVX10X630 AVX10X730 AVX10X865 AVX10X950 AVX13X950
	01/87-10/91	PF	79		CT637 CT637K1	ALT, (AC) PS ALT, (PS) ALT AC CA CA	AVX10X630 AVX10X730 AVX10X865 AVX10X950 AVX13X950
1.8 Syncro	08/87-07/88	RH	62	1781	CT637 CT637K1	ALT, (PS) PS ALT, (-PS) AC CA CA	11,2X866Ld AVX10X730 AVX10X950 AVX13X950
	08/88-07/91	1P	72		CT637	ALT, (AC) PS ALT, (PS) ALT AC CA	AVX10X630 AVX10X730 AVX10X865 AVX10X950 AVX13X950
	08/87-12/88	GU, RP	66		CT637 CT637K1	ALT, (AC) PS ALT, (PS) ALT AC CA CA	AVX10X630 AVX10X730 AVX10X865 AVX10X950 AVX13X950
2.0	08/89-07/92	9A	100	1984	CT869 CT869K1	2.FAN ALT, (PS), (AC) PS ALT, (PS), (-AC) ALT, (-PS), (-AC) AC CA CA	2PJ800 AVX10X630 AVX10X730 AVX10X865 AVX10X950 AVX13X950
<b>JETTA III (1K2)</b>							
1.4 TSI	07/06-10/10	BMV	103	1390		AIRC, MTR-CODE: BMV ALT, (AC) ALT, (Valeo), OE-NO 03C 903 023 G, FOR ALT: 110A ALT, (Bosch), OE-NO 03C 903 023 A, FOR ALT: 140A	5PK491 6PK1698 AP9012 AP9012
		BLG	125			AIRC, MTR-CODE: BLG ALT, (AC) ALT, (Valeo), OE-NO 03C 903 023G, FOR ALT: 110A ALT, (Bosch), OE-NO 03C 903 023 A, FOR ALT: 140A	5PK491 6PK1698 AP9012 AP9012
	05/07-10/10	CAXA	90			ALT, (-AC) ALT, (AC) ALT, (Valeo), OE-NO 03C 903 023 G, FOR ALT: 110A ALT, (Bosch), OE-NO 03C 903 023 A, FOR ALT: 140A	6PK1090 6PK1733 AP9012 AP9012
	07/08-10/10	CAVD	118			AIRC ALT, (-AC) ALT, (AC) ALT, (Bosch), FOR ALT: 140A, OE-NO 03C 903 023 A	5PK491 6PK1600 6PK1698 AP9012
1.6	10/05-10/10	BSE, BSF, CCSA	75	1595		ALT, (AC)	6PK1045





<b>VW</b>						
<b>JETTA III (1K2)</b>						
					<b>CT908</b> <b>CT908K1</b> <b>CT908WP1</b>	MTR-CODE: BSF, BSE, ALT, (Bosch), FOR ALT: 140A, OE-NO 06F903023F CA, MTR-CODE: BSE, BSF CA, MTR-CODE: BSE, BSF CA
1.6 FSI	09/05-10/10	BLF	85	1598		ALT, PS, AC <b>6PK1733</b>
1.6 MultiFuel	01/08-10/10	CCSA	75	1595		ALT, (AC) ALT, (Bosch), FOR ALT: 120A, OE-NO 06F903023F ALT, (Valeo), FOR ALT: 120A, OE-NO 03L903023C <b>AP9001</b>
					<b>CT908</b> <b>CT908K1</b> <b>CT908WP1</b>	CA, MTR-CODE: BSE, BSF CA, MTR-CODE: BSE, BSF CA
1.6 TDI	06/09-10/10	CAYC	77	1598		MTR-CODE: CAYB, CAYC, ALT, (AC) MTR-CODE: CAYB, CAYC, ALT, (-AC) MTR-CODE: CAYB, CAYC, ALT, (-AC) ONLY WITH VD1076 ALT, (Bosch), FOR ALT: 140A, OE-NO 06F903023F ALT, (Valeo), FOR ALT: 140A, OE-NO 03L903023 <b>AP9001</b>
					<b>CT1139</b> <b>CT1139K1</b> <b>CT1139WP1</b> <b>CT1139WP4</b>	MTR-CODE: CAYB, CAYC, ⇒10/2009 MTR-CODE: CAYB, CAYC, 11/2009⇒ MTR-CODE: CAYB, CAYC, CA MTR-CODE: CAYB, CAYC, CA MTR-CODE: CAYC, ⇒MODEL '10, CA, WP MTR-CODE: CAYC, MODEL '11⇒, ⇒04/2012, CA, WP <b>6PK1070</b> <b>6PK842 ELAST T1</b> <b>MS18</b> <b>AP9001</b>
1.9 TDI	08/05-10/10	BKC, BLS, BXE	77	1896		ALT, (AC) ALT, (AC) ONLY WITH VD1076 ALT, (Bosch), FOR ALT: 110A, OE-NO 06F903023D, FOR ALT: 140A, OE-NO 06F903023F ALT, (Valeo), FOR ALT: 110A, OE-NO 06F903023E, FOR ALT: 140A, OE-NO 06F903023C ALT, (Valeo), OE-NO 03C 903 023 G, FOR ALT: 110A, MTR-CODE: BLZ ALT, (Bosch), OE-NO 03C 903 023 A, FOR ALT: 140A, MTR-CODE: BLZ <b>AP9001</b>
					<b>CT1028</b> <b>CT1028K3</b> <b>CT1028WP3</b>	CA, WP CA, WP CA, WP <b>6PK1050</b> <b>6PK1050D2</b> <b>MS18</b> <b>AP9001</b>
2.0 FSI	08/05-10/10	BLY, BLR, BVY, BVZ	110	1984		ALT, (AC) ALT, (Bosch), FOR ALT: 140A, OE-NO 06F903023F <b>AP9001</b>
					<b>CT1088</b> <b>CT1088K1</b>	CA, MTR-CODE: BLY, BLR, BWA CA <b>VD1107</b>
2.0 TDI	09/05-10/10	AZV, CBDA	100	1968		MTR-CODE: AZV, BKD, ALT, (AC) MTR-CODE: AZV, BKD, ALT, (AC) MTR-CODE: CBDA, CBDB, CBEA, CJAA, ALT, (AC) MTR-CODE: CBDA, CBDB, CBEA, CJAA, ALT, (-AC) MTR-CODE: CBDA, CBDB, CBEA, CJAA, ALT, (-AC) MTR-CODE: AZV, BKD, ALT, (-AC) ONLY WITH VD1076 ALT, (Bosch), FOR ALT: 110A, OE-NO 06F903023D, FOR ALT: 140A, OE-NO 06F903023F (Valeo), FOR ALT: 110A, OE-NO 06F903023E, FOR ALT: 140A, OE-NO 06F903023C MTR-CODE: AZV, BKD, CBDA, CBDB, CJAA <b>6PK1050</b> <b>6PK1050D2</b> <b>6PK1070</b>
					<b>CT1051</b> <b>CT1051K1</b> <b>CT1051K2</b> <b>CT1051WP1</b>	MTR-CODE: AZV, BKD, CA, WP MTR-CODE: AZV, BKD, CA, WP, ⇒CH-NO 1K-6-899 000 CA, WP, MTR-CODE: AZV, BKD, CH-NO 1K-7-000 001⇒ CA, WP, MTR-CODE: AZV, BKD, ⇒CH-NO 1K-6-899 000 <b>6PK842 ELAST T1</b> <b>6PK948</b> <b>MS18</b> <b>AP9001</b>





**VW**

**JETTA III (1K2)**



					<b>CT1051WP2</b> CA, WP, MTR-CODE: AZV, BKD, CH-NO 1K-7-000 001⇨ <b>CT1134</b> MTR-CODE: CBDA, CBDB, CBEA, CJAA, CA, WP <b>CT1134K1</b> MTR-CODE: CBDA, CBDB, CBEA, CJAA, CA, WP <b>CT1134WP2</b> MTR-CODE: CBDA, CBDB, CJAA, CA, WP	
	10/05-10/10	BMM	103		ALT, PS, (AC) ALT, PS, (AC) ONLY WITH VD1076 ALT, (Valeo), FOR ALT: 110A, OE-NO 06F903023E ALT, (Bosch), FOR ALT: 140A, OE-NO 06F903023F	<b>6PK1050</b> <b>6PK1050D2</b> <b>MS18</b> <b>AP9001</b>  <b>AP9001</b>  <b>VD1076</b>
	10/06-10/10	BMN, CEGA	125		MTR-CODE: BMN, ALT, PS, (AC) MTR-CODE: BMN, ALT, PS, (AC) ONLY WITH VD1076 ALT, (Valeo), FOR ALT: 110A, OE-NO 06F903023E, MTR-CODE: BMN ALT, (Bosch), FOR ALT: 140A, OE-NO 06F903023F, MTR-CODE: BMN  <b>CT1028</b> CA, WP <b>CT1028K3</b> CA, WP <b>CT1028WP4</b> CA, WP	<b>6PK1050</b> <b>6PK1050D2</b> <b>MS18</b> <b>AP9001</b>  <b>AP9001</b>  <b>VD1076</b>
2.0 TDI 16V	08/05-10/10	BKD, CBDB, CJAA	103	1968	MTR-CODE: AZV, BKD, ALT, (AC) MTR-CODE: AZV, BKD, ALT, (AC) MTR-CODE: CBDA, CBDB, CBEA, CJAA, ALT, (AC) MTR-CODE: CBDA, CBDB, CBEA, CJAA, ALT, (-AC) MTR-CODE: CBDA, CBDB, CBEA, CJAA, ALT, (-AC) MTR-CODE: AZV, BKD, ALT, (-AC) ONLY WITH VD1076 ALT, (Bosch), FOR ALT: 110A, OE-NO 06F903023D, FOR ALT: 140A, OE-NO 06F903023F (Valeo), FOR ALT: 110A, OE-NO 06F903023E, FOR ALT: 140A, OE-NO 06F903023C MTR-CODE: AZV, BKD, CBDA, CBDB, CJAA  <b>CT1051</b> MTR-CODE: AZV, BKD, CA, WP <b>CT1051K1</b> MTR-CODE: AZV, BKD, CA, WP, ⇨CH-NO 1K-6-899 000 <b>CT1051K2</b> CA, WP, MTR-CODE: AZV, BKD, CH-NO 1K-7-000 001⇨ <b>CT1051WP1</b> CA, WP, MTR-CODE: AZV, BKD, ⇨CH-NO 1K-6-899 000 <b>CT1051WP2</b> CA, WP, MTR-CODE: AZV, BKD, CH-NO 1K-7-000 001⇨ <b>CT1134</b> MTR-CODE: CBDA, CBDB, CBEA, CJAA, CA, WP <b>CT1134K1</b> MTR-CODE: CBDA, CBDB, CBEA, CJAA, CA, WP <b>CT1134WP2</b> MTR-CODE: CBDA, CBDB, CJAA, CA, WP	<b>6PK1050</b> <b>6PK1050D2</b> <b>6PK1070</b>  <b>6PK842 ELAST</b>  <b>6PK842 ELAST T1</b> <b>6PK948</b> <b>MS18</b> <b>AP9001</b>  <b>AP9001</b>  <b>VD1076</b>
2.0 TFSI	10/05-10/10	BWA, BPY, CAWB, CCTA, CBFA, CCZA	147	1984	ALT, (AC), MTR-CODE: BWA, BPY ALT, (AC), MTR-CODE: CCTA, CAWB, CBFA  ALT, (-AC), MTR-CODE: BWA, BPY MTR-CODE: BWA, BPY, ALT, (Bosch), FOR ALT: 140A, OE-NO 06F903023F CA, WP, MTR-CODE: BWA, BPY CA, WP, MTR-CODE: BWA, BPY WP, MTR-CODE: CCTA, CAWB, CBFA	<b>6PK1054</b> <b>6PK1120</b>  <b>6PK955</b> <b>AP9001</b>
2.5 FSI	01/06-10/10	BTK, BGP	110	2480	ALT, (AC) ALT, (-AC)	<b>5PK1060</b> <b>5PK925</b>
	07/08-10/10	CBTA, CBUA, CCCA	125		ALT, (AC) ALT, (-AC)	<b>5PK1060</b> <b>5PK925</b>
<b>JETTA IV (162)</b> 1.2 TSI	02/11-	CBZB	77	1197	ALT, (-AC) ALT, (AC) ALT, (Bosch), FOR ALT: 140A, OE-NO 03F	<b>6PK1432</b> <b>6PK1693</b> <b>AP9012</b>




**VW**
**JETTA IV (162)**

						903 023 D, 03C 903 025 F ALT, (Valeo), FOR ALT: 110A, OE-NO 03F 903 023 E	<b>AP9012</b>
1.4 TSI	04/11-	CAVD, CTHD	118	1390		AIRC ALT, (-AC) ALT, (AC)	<b>5PK491</b> <b>6PK1600</b> <b>6PK1698</b>
1.6 TDI	02/11-	CAYC	77	1598		MTR-CODE: CAYB, CAYC, ALT, (AC) MTR-CODE: CAYB, CAYC, ALT, (-AC) MTR-CODE: CAYB, CAYC, ALT, (-AC)	<b>6PK1070</b> <b>6PK842 ELAST</b> <b>6PK842 ELAST T1</b>
					<b>CT1139</b> <b>CT1139K1</b> <b>CT1139WP4</b>	ALT, (Bosch), FOR ALT: 140A, OE-NO 06F903023F ALT, (Valeo), FOR ALT: 140A, OE-NO 03L903023F MTR-CODE: CAYB, CAYC MTR-CODE: CAYB, CAYC, CA MTR-CODE: CAYB, CAYC, CA MTR-CODE: CAYC, CA, WP	<b>AP9001</b> <b>AP9001</b> <b>VD1111</b>
2.0	06/10-	CBPA, CKJA	85	1984		ALT, (-AC) CA CA CA	<b>6PK1195</b>
2.0 TDI	02/11-	CFFB, CJAA, CFHC, CLCB	103	1968		ALT, (AC) ALT, (-AC) ALT, (-AC)	<b>6PK1070</b> <b>6PK842 ELAST</b> <b>6PK842 ELAST T1</b>
					<b>CT1134</b> <b>CT1134K1</b> <b>CT1134WP1</b> <b>CT1134WP2</b> <b>CT1139</b>  <b>CT1139K1</b> <b>CT1139WP4</b>	ONLY WITH VD1076 ALT, (Bosch), FOR ALT: 140A, OE-NO 06F 903 023 F MTR-CODE: CJAA MTR-CODE: CLCA, CLCB, CFHC, CFFB MTR-CODE: CJAA, CA MTR-CODE: CJAA, CA MTR-CODE: CJAA, 05/2012→, CA MTR-CODE: CJAA, ⇒04/2012, CA MTR-CODE: CLCB, CLCA, CFHC, CFFB, CA MTR-CODE: CLCB, CLCA, CFHC, CFFB, CA MTR-CODE: CLCB, CLCA, CFHC, CFFB, CA	<b>MS18</b> <b>AP9001</b> <b>VD1076</b> <b>VD1111</b>
	10/10-	CLCA	81			MTR-CODE: CLCA, ALT, (AC) MTR-CODE: CLCA, ALT, (-AC) MTR-CODE: CLCA, ALT, (-AC)	<b>6PK1070</b> <b>6PK842 ELAST</b> <b>6PK842 ELAST T1</b>
					<b>CT1139</b> <b>CT1139K1</b> <b>CT1139WP4</b>	ALT, (Bosch), FOR ALT: 140A, OE-NO 06F903023F MTR-CODE: CLCA	<b>AP9001</b> <b>VD1111</b>
2.0 TSI	12/10-	CCTA, CBFA, CCZA	147	1984		ALT WP	<b>6PK1120</b>
2.5 FSI	04/10-	CBTA, CBUA, CCCA	125	2480	<b>CT1143</b>	ALT, (-AC)	<b>5PK934</b>

**K 70 (48)**

1.6	08/70-07/71	DB	55	1605		ALT, WP, FAN	<b>AVX10X925</b>
	08/70-10/74	DA	66			ALT, WP, FAN	<b>AVX10X925</b>
1.8	08/73-10/74	DC	74	1807		ALT, WP, FAN	<b>AVX10X925</b>

**KAEFER**

1.1 (Brezel)	04/49-12/53	M5	18	1131		ALT	<b>AVX10X905</b>
1.2 (42005)	01/54-07/65	M51	22	1192		ALT ALT	<b>11,3X912Ld</b> <b>AVX10X905</b>
1200 1.2 (11)	01/60-12/85	D	25	1192		ALT	<b>AVX10X900</b>
1300 1.3	08/65-07/70	E	27	1285		ALT	<b>AVX10X905</b>
1300 1.3 (11)	01/65-07/70	F	29	1285		ALT ALT	<b>11,3X912Ld</b> <b>AVX10X905</b>
	01/70-01/73	AB	32			ALT	<b>AVX10X905</b>
1302 1.2 (11)	08/69-08/72	D	25	1192		ALT	<b>AVX10X905</b>
1302 1.3	08/70-07/75	AC	29	1285		ALT	<b>AVX10X905</b>
1302 1.3 (11)	08/70-08/72	AB	32	1285		ALT	<b>AVX10X905</b>
1302 1.6	07/71-07/74	AH, AE, AK	35	1584		ALT	<b>AVX10X905</b>
1302 1.6 (11)	01/70-08/72	AD	37	1584		ALT	<b>AVX10X905</b>
1303 1.2 (13)	07/72-02/76	D	25	1192		ALT	<b>AVX10X905</b>
1303 1.3 (13)	08/72-07/75	AB, AR	32	1285		ALT	<b>AVX10X905</b>
1303 1.6 (13)	08/72-12/79	AD	35	1584		ALT	<b>AVX10X905</b>
1303 LS,S 1.6 (13)	08/72-12/79	AD, AJ, AS	37	1584		ALT	<b>AVX10X905</b>
1500 1.5 (11)	08/66-11/73	H	32	1493		ALT	<b>AVX10X900</b>




**VW**

KAEFER							
1500 1.6	07/70-01/73	AD	37	1584		ALT	AVX10X905
1600 (Mexico)	05/73-09/92	AF	34	1584		ALT	11,3X912Ld
1600 i (Mexico)	10/92-07/03	ACD	34	1584		ALT	11,3X912Ld
KAEFER Cabriolet (15)							
1302 1.3	08/70-07/74	AC	29	1285		ALT	AVX10X905
1302 1.6	08/70-07/74	AF	34	1584		ALT	AVX10X905
1302,1303 1.6	07/70-06/79	AD	37	1584		ALT	AVX10X905
1303 1.2	04/75-12/79	D	25	1192		ALT	AVX10X905
1303 1.3	07/70-03/81	AB	32	1285		ALT	AVX10X905
1303 1.6	08/70-07/74	AH, AE, AK	35	1584		ALT	AVX10X905
1500 1.5	01/66-12/70	H	32	1493		ALT	AVX10X900
1500 1.6	07/69-07/70	B	35	1584		ALT	AVX10X1000
Karmann 1.3	07/64-07/70	F	29	1285		ALT	AVX10X905
KARMANN GHIA Cabriolet (14, 34)							
1200	09/57-12/64	D	25	1192		ALT	AVX10X900
1500	07/64-07/74	F	29	1285		ALT	AVX10X900
KARMANN GHIA Coupe (14, 34)							
1300	07/70-07/74	AB	32	1285		ALT ALT	11,3X912Ld AVX10X905
1500	01/66-12/69	H	32	1493		ALT, MTR-NO 141841⇒ ALT, ⇒MTR-NO 141840	AVX10X1000 AVX10X1050
	08/61-05/70		40			ALT, MTR-NO 141841⇒ ALT, ⇒MTR-NO 141840	AVX10X1000 AVX10X1050
1600	01/70-12/73	AD	37	1584		ALT	AVX10X1000
	07/71-07/74	AD, AL	35			ALT	AVX10X1000
LT 28-35 I Bus (281-363)							
2.0	04/75-09/83	CH	55	1984		ALT HYDP ALT, 1.HYPD ALT, (AC) CA CA	AVX10X1013 AVX10X800 AVX10X900 AVX10X900
					CT637 CT637K1		
2.4	12/82-07/92	DL	66	2383		2.FAN VACP ALT, CH-NO 28-G-016 822⇒ ALT, ⇒CH-NO 28-G-016 821 PS AC CA, ⇒CH-NO 28-E-025 000 CA, CH-NO 28-F-000 001⇒	2PJ860 AVX10X1025 AVX10X800 AVX10X813 AVX13X800 AVX13X875
					CT573 CT685		
2.4 D	01/79-07/92	CP, DW	55	2383		VACP ALT, CH-NO 28-G-016 822⇒ ALT, ⇒CH-NO 28-G-016 821 PS AC INJP CA CA CA	AVX10X1025 AVX10X800 AVX10X813 AVX13X800 AVX13X875
					CT641 CT704 CT704K1 CT704WP1		
	08/89-06/96	ACT, 1S	51			VACP ALT, CH-NO 28-G-016 822⇒ ALT, ⇒CH-NO 28-G-016 821 PS AC INJP, MTR-CODE: 1S, ACL, ACT CA, MTR-CODE: 1S CA, MTR-CODE: 1S CA, MTR-CODE: 1S CA, MTR-CODE: ACL, ACT	AVX10X1025 AVX10X800 AVX10X813 AVX13X800 AVX13X875
					CT641 CT704 CT704K1 CT704WP1 CT758		
2.4 i	08/89-06/96	1E	69	2383		VACP ALT, CH-NO 28G016822⇒ ALT, ⇒CH-NO 28G016821 PS AC CA, ⇒CH-NO 28E025000 CA, CH-NO 28F000001⇒	AVX10X1025 AVX10X800 AVX10X813 AVX13X800 AVX13X875
					CT573 CT685		
2.4 TD	08/89-08/92	1G	68	2383		VACP ALT, CH-NO 28G016822⇒ ALT, ⇒CH-NO 28G016821 PS AC INJP CA CA CA CA CA, MTR-CODE: ACL, ACT	AVX10X1025 AVX10X800 AVX10X813 AVX13X800 AVX13X875
					CT641 CT704 CT704K1 CT704WP1 CT758		
	12/82-07/89	DV	75			VACP ALT, CH-NO 28G016822⇒	AVX10X1025 AVX10X800





VW							
<b>LT 28-35 I Bus (281-363)</b>							
					CT641 CT704 CT704K1 CT704WP1 CT758	ALT, ⇒CH-NO 28G016821 PS AC INJP CA CA CA CA, MTR-CODE: ACL, ACT	AVX10X813 AVX13X800 AVX13X875
	09/92-06/96	ACL	70			VACP ALT, CH-NO 28G016822⇒ PS AC INJP CA, MTR-CODE: ACL, ACT	AVX10X1025 AVX10X800 AVX10X813 AVX13X800 AVX13X875
<b>LT 28-35 I Kasten (281-363)</b>							
2.0	04/75-09/83	CH	55	1984		ALT HYDP ALT, 1.HYPD ALT, (AC) CA	AVX10X1013 AVX10X800 AVX10X900 AVX10X900
2.4	12/82-07/92	DL	66	2383	CT637	2.FAN VACP ALT, CH-NO 28-G-016 822⇒ ALT, ⇒CH-NO 28-G-016 821 PS AC CA, ⇒CH-NO 28-E-025 000 CA, CH-NO 28-F-000 001⇒	2PJ860 AVX10X1025 AVX10X800 AVX10X813 AVX13X800 AVX13X875
2.4 D	01/79-07/92	CP, DW	55	2383		VACP ALT, CH-NO 28-G-016 822⇒ ALT, ⇒CH-NO 28-G-016 821 PS AC INJP CA CA CA	AVX10X1025 AVX10X800 AVX10X813 AVX13X800 AVX13X875
	07/90-05/96	ACT, 1S	51			VACP ALT, CH-NO 28-G-016 822⇒ ALT, ⇒CH-NO 28-G-016 821 PS AC INJP, MTR-CODE: 1S, ACL, ACT CA, MTR-CODE: 1S CA, MTR-CODE: 1S CA, MTR-CODE: 1S CA, MTR-CODE: ACL, ACT	AVX10X1025 AVX10X800 AVX10X813 AVX13X800 AVX13X875
2.4 TD	08/88-08/92	1G	68	2383		VACP ALT, CH-NO 28G016822⇒ ALT, ⇒CH-NO 28G016821 PS AC INJP CA CA CA CA, MTR-CODE: ACL, ACT	AVX10X1025 AVX10X800 AVX10X813 AVX13X800 AVX13X875
	06/92-05/96	ACL	70			VACP ALT, CH-NO 28G016822⇒ PS AC INJP CA, MTR-CODE: ACL, ACT	AVX10X1025 AVX10X800 AVX10X813 AVX13X800 AVX13X875
	02/86-08/92	DV	75			VACP ALT, CH-NO 28G016822⇒ ALT, ⇒CH-NO 28G016821 PS AC INJP CA CA CA CA, MTR-CODE: ACL, ACT	AVX10X1025 AVX10X800 AVX10X813 AVX13X800 AVX13X875
2.4 TD Syncro	08/92-04/96	ACL	70	2383		ALT PS AC	AVX10X800 AVX13X800 AVX13X875

**VW**




**VW**

LT 28-35 I Kasten (281-363)

					CT641 CT758	INJP CA	
LT 28-35 I Pritsche/Fahrgestell (281-363)							
2.0	04/75-09/83	CH	55	1984		ALT HYDP ALT, 1.HYPD ALT, (AC) CA	AVX10X1013 AVX10X800 AVX10X900 AVX10X900
2.4	12/82-07/92	DL	66	2383	CT637	2.FAN VACP ALT, CH-NO 28-G-016 822⇒ ALT, ⇒CH-NO 28-G-016 821 PS AC	2PJ860 AVX10X1025 AVX10X800 AVX10X813 AVX13X800 AVX13X875
2.4 D	12/78-02/91	CP, DW	55	2383	CT573 CT685	CA, ⇒CH-NO 28-E-025 000 CA, CH-NO 28-F-000 001⇒	
						VACP ALT, CH-NO 28-G-016 822⇒ ALT, ⇒CH-NO 28-G-016 821 PS AC	AVX10X1025 AVX10X800 AVX10X813 AVX13X800 AVX13X875
					CT641 CT704 CT704K1 CT704WP1	INJP CA CA CA	
	08/90-06/96	ACT, 1S	51			VACP ALT, CH-NO 28-G-016 822⇒ ALT, ⇒CH-NO 28-G-016 821 PS AC	AVX10X1025 AVX10X800 AVX10X813 AVX13X800 AVX13X875
					CT641 CT704 CT704K1 CT704WP1 CT758	INJP, MTR-CODE: 1S, ACL, ACT CA, MTR-CODE: 1S CA, MTR-CODE: 1S CA, MTR-CODE: 1S CA, MTR-CODE: ACL, ACT	
2.4 D Syncro	08/91-07/92	DW	55	2383		VACP ALT, CH-NO 28-G-016 822⇒ ALT, ⇒CH-NO 28-G-016 821 PS AC	AVX10X1025 AVX10X800 AVX10X813 AVX13X800 AVX13X875
					CT641 CT704 CT704K1 CT704WP1	INJP CA CA CA	
		1S	51			VACP ALT, CH-NO 28-G-016 822⇒ ALT, ⇒CH-NO 28-G-016 821 PS AC	AVX10X1025 AVX10X800 AVX10X813 AVX13X800 AVX13X875
					CT641 CT704 CT704K1 CT704WP1 CT758	INJP, MTR-CODE: 1S, ACL, ACT CA, MTR-CODE: 1S CA, MTR-CODE: 1S CA, MTR-CODE: 1S CA, MTR-CODE: ACL, ACT	
2.4 Syncro	08/91-07/92	DL	66	2383		2.FAN VACP ALT, CH-NO 28-G-016 822⇒ ALT, ⇒CH-NO 28-G-016 821 PS AC	2PJ860 AVX10X1025 AVX10X800 AVX10X813 AVX13X800 AVX13X875
					CT573 CT685	CA, ⇒CH-NO 28-E-025 000 CA, CH-NO 28-F-000 001⇒	
2.4 TD	08/92-06/96	ACL	70	2383		VACP ALT, CH-NO 28G016822⇒  PS AC	AVX10X1025 AVX10X800 AVX10X813 AVX13X800 AVX13X875
					CT641 CT758	INJP CA, MTR-CODE: ACL, ACT	
	12/82-09/93	DV	75			ALT, CH-NO 28-G-016 822⇒ ALT, ⇒CH-NO 28-G-016 821 PS AC	AVX10X800 AVX10X813 AVX13X800 AVX13X875
					CT641 CT704 CT704K1 CT704WP1	INJP CA CA CA	
	08/90-08/92	1G	68			VACP	AVX10X1025





<b>VW</b>							
<b>LT 28-35 I Pritsche/Fahrgestell (281-363)</b>							
					<b>CT641</b> <b>CT704</b> <b>CT704K1</b> <b>CT704WP1</b> <b>CT758</b>	ALT, CH-NO 28G016822⇒ ALT, ⇒CH-NO 28G016821 PS AC INJP CA CA CA CA CA, MTR-CODE: ACL, ACT	<b>AVX10X800</b> <b>AVX10X813</b> <b>AVX13X800</b> <b>AVX13X875</b>
2.4 TD Syncro	08/92-04/96	ACL	70	2383	<b>CT641</b> <b>CT758</b>	ALT PS AC INJP CA	<b>AVX10X800</b> <b>AVX13X800</b> <b>AVX13X875</b>
<b>LT 28-35 II Bus (2DM)</b>							
2.3	05/96-07/06	AGL	105	2295		ALT, WP, PS ALT, WP, AC, PS	<b>6PK2115</b> <b>6PK2215</b>
2.5 SDI	07/96-07/06	AGX	55	2461	<b>CT914</b> <b>CT914K1</b> <b>CT939</b> <b>CT939K3</b> <b>CT939WP3</b>	ALT, (-AC), CH-NO 2D-Y-009 087⇒ ALT, (-AC), CH-NO 2D-Y-009 087⇒ ALT, (-AC), ⇒CH-NO 2D-Y-009 086 ALT, (-AC), ⇒CH-NO 2D-Y-009 086 ALT, 2.GEN, 08/2003⇒ ALT, 2.GEN, ⇒08/2003 ALT, (AC) ALT, 2.HYPD, CH-NO 2D-Y-009 206⇒ ALT, 2.HYPD, ⇒CH-NO 2D-Y-009 205 ONLY WITH VD1002 ONLY WITH VD1002	<b>6PK1715</b> <b>6PK1715D1</b> <b>6PK1750</b> <b>6PK1750D1</b> <b>6PK2080</b> <b>6PK2120</b> <b>6PK2145</b> <b>6PK2145</b> <b>6PK2170</b> <b>MS05</b> <b>MS42</b> <b>VD1002</b>
2.5 TDI	05/99-07/06	APA	66	2461	<b>CT914</b> <b>CT914K1</b> <b>CT939</b> <b>CT939K2</b> <b>CT939WP2</b>	ALT, (-AC), CH-NO 2D-Y-009 087⇒ ALT, (-AC), CH-NO 2D-Y-009 087⇒ ALT, (-AC), ⇒CH-NO 2D-Y-009 086 ALT, (-AC), ⇒CH-NO 2D-Y-009 086 ALT, 2.GEN, 08/2003⇒ ALT, 2.GEN, ⇒08/2003 ALT, (AC) ALT, 2.HYPD, CH-NO 2D-Y-009 206⇒ ALT, 2.HYPD, ⇒CH-NO 2D-Y-009 205 ONLY WITH VD1002 ONLY WITH VD1002	<b>6PK1715</b> <b>6PK1715D1</b> <b>6PK1750</b> <b>6PK1750D1</b> <b>6PK2080</b> <b>6PK2120</b> <b>6PK2145</b> <b>6PK2145</b> <b>6PK2170</b> <b>MS05</b> <b>MS42</b> <b>VD1002</b>
		ANJ, AVR	80		<b>CT914</b> <b>CT914K1</b> <b>CT939</b> <b>CT939K2</b> <b>CT939WP2</b>	ALT, (-AC), CH-NO 2D-Y-009 087⇒ ALT, (-AC), CH-NO 2D-Y-009 087⇒ ALT, (-AC), ⇒CH-NO 2D-Y-009 086 ALT, (-AC), ⇒CH-NO 2D-Y-009 086 ALT, 2.GEN, 08/2003⇒ ALT, 2.GEN, ⇒08/2003 ALT, (AC) ALT, 2.HYPD, CH-NO 2D-Y-009 206⇒ ALT, 2.HYPD, ⇒CH-NO 2D-Y-009 205 ONLY WITH VD1002 ONLY WITH VD1002	<b>6PK1715</b> <b>6PK1715D1</b> <b>6PK1750</b> <b>6PK1750D1</b> <b>6PK2080</b> <b>6PK2120</b> <b>6PK2145</b> <b>6PK2145</b> <b>6PK2170</b> <b>MS05</b> <b>MS42</b> <b>VD1002</b>
	05/01-07/06	BBE	61		<b>CT914</b> <b>CT914K1</b> <b>CT939</b> <b>CT939K2</b> <b>CT939WP2</b>	ALT, (-AC), CH-NO 2D-Y-009 087⇒ ALT, (-AC), CH-NO 2D-Y-009 087⇒ ALT, (-AC), ⇒CH-NO 2D-Y-009 086 ALT, (-AC), ⇒CH-NO 2D-Y-009 086 ALT, 2.GEN ALT, (AC) ALT, 2.HYPD, CH-NO 2D-Y-009 206⇒ ALT, 2.HYPD, ⇒CH-NO 2D-Y-009 205 ONLY WITH VD1002 ONLY WITH VD1002	<b>6PK1715</b> <b>6PK1715D1</b> <b>6PK1750</b> <b>6PK1750D1</b> <b>6PK2080</b> <b>6PK2145</b> <b>6PK2145</b> <b>6PK2170</b> <b>MS05</b> <b>MS42</b>

**VW**






**VW**

**LT 28-35 II Bus (2DM)**

					<b>CT914</b> <b>CT914K1</b> <b>CT939</b> <b>CT939K2</b> <b>CT939WP2</b>	INJP INJP CA CA CA, ⇒CH-NO 2D-6-020 000	<b>VD1002</b>	
	BBF		70			ALT, (-AC), CH-NO 2D-Y-009 087⇒ ALT, (-AC), CH-NO 2D-Y-009 087⇒ ALT, (-AC), ⇒CH-NO 2D-Y-009 086 ALT, (-AC), ⇒CH-NO 2D-Y-009 086 ALT, 2.GEN ALT, (AC) ALT, 2.HYPD, CH-NO 2D-Y-009 206⇒ ALT, 2.HYPD, ⇒CH-NO 2D-Y-009 205 ONLY WITH VD1002 ONLY WITH VD1002	<b>6PK1715</b> <b>6PK1715D1</b> <b>6PK1750</b> <b>6PK1750D1</b> <b>6PK2080</b> <b>6PK2145</b> <b>6PK2145</b> <b>6PK2170</b> <b>MS05</b> <b>MS42</b> <b>VD1002</b>	
	05/96-08/99	AHD	75		<b>CT914</b> <b>CT914K1</b> <b>CT939</b> <b>CT939K2</b> <b>CT939WP2</b>	INJP INJP CA CA CA, ⇒CH-NO 2D-6-020 000		
						ALT, (-AC), CH-NO 2D-Y-009 087⇒ ALT, (-AC), CH-NO 2D-Y-009 087⇒ ALT, (-AC), ⇒CH-NO 2D-Y-009 086 ALT, (-AC), ⇒CH-NO 2D-Y-009 086 ALT, 2.GEN ALT, (AC) ALT, 2.HYPD, CH-NO 2D-Y-009 206⇒ ALT, 2.HYPD, ⇒CH-NO 2D-Y-009 205 ONLY WITH VD1002 ONLY WITH VD1002	<b>6PK1715</b> <b>6PK1715D1</b> <b>6PK1750</b> <b>6PK1750D1</b> <b>6PK2120</b> <b>6PK2145</b> <b>6PK2145</b> <b>6PK2170</b> <b>MS05</b> <b>MS42</b> <b>VD1002</b>	
2.8 TDi	05/01-06/06	BCQ	116	2798	<b>CT914</b> <b>CT914K1</b> <b>CT939</b> <b>CT939K2</b> <b>CT939WP2</b>	INJP INJP CA CA CA	ALT, (-AC) ALT, (AC) ALT, (Bosch), FOR ALT: 90A, ALT-No: 0 124 325 088, OE-NO 074 903 026, FOR ALT: 120A, ALT-No: 0 124 515 110, OE-NO 074 903 025 T	<b>6PK1685</b> <b>6PK2155</b> <b>AP9033</b>

**LT 28-46 II Kasten (2DX0AE)**

2.3	05/96-07/06	AGL	105	2295		ALT, WP, PS ALT, WP, AC, PS	<b>6PK2115</b> <b>6PK2215</b>	
2.5 SDI	09/96-07/06	AGX	55	2461	<b>CT914</b> <b>CT914K1</b> <b>CT939</b> <b>CT939K3</b> <b>CT939WP3</b>	ALT, (-AC), CH-NO 2D-Y-009 087⇒ ALT, (-AC), CH-NO 2D-Y-009 087⇒ ALT, (-AC), ⇒CH-NO 2D-Y-009 086 ALT, (-AC), ⇒CH-NO 2D-Y-009 086 ALT, 2.GEN, 08/2003⇒ ALT, 2.GEN ALT, (AC) ALT, 2.HYPD, CH-NO 2D-Y-009 206⇒ ALT, 2.HYPD, ⇒CH-NO 2D-Y-009 205 ONLY WITH VD1002 ONLY WITH VD1002	<b>6PK1715</b> <b>6PK1715D1</b> <b>6PK1750</b> <b>6PK1750D1</b> <b>6PK2080</b> <b>6PK2120</b> <b>6PK2145</b> <b>6PK2145</b> <b>6PK2170</b> <b>MS05</b> <b>MS42</b> <b>VD1002</b>	
2.5 TDI	05/99-07/06	APA	66	2461	<b>CT914</b> <b>CT914K1</b>	INJP INJP	ALT, (-AC), CH-NO 2D-Y-009 087⇒ ALT, (-AC), CH-NO 2D-Y-009 087⇒ ALT, (-AC), ⇒CH-NO 2D-Y-009 086 ALT, (-AC), ⇒CH-NO 2D-Y-009 086 ALT, 2.GEN, 08/2003⇒ ALT, 2.GEN, ⇒08/2003 ALT, (AC) ALT, 2.HYPD, CH-NO 2D-Y-009 206⇒ ALT, 2.HYPD, ⇒CH-NO 2D-Y-009 205 ONLY WITH VD1002 ONLY WITH VD1002	<b>6PK1715</b> <b>6PK1715D1</b> <b>6PK1750</b> <b>6PK1750D1</b> <b>6PK2080</b> <b>6PK2120</b> <b>6PK2145</b> <b>6PK2145</b> <b>6PK2170</b> <b>MS05</b> <b>MS42</b> <b>VD1002</b>





VW						
LT 28-46 II Kasten (2DX0AE)						
				CT939 CT939K2 CT939WP2	CA CA CA	
	ANJ, AVR	80			ALT, (-AC), CH-NO 2D-Y-009 087⇒ ALT, (-AC), CH-NO 2D-Y-009 087⇒ ALT, (-AC), ⇒CH-NO 2D-Y-009 086 ALT, (-AC), ⇒CH-NO 2D-Y-009 086 ALT, 2.GEN, 08/2003⇒ ALT, 2.GEN, ⇒08/2003 ALT, (AC) ALT, 2.HYPD, CH-NO 2D-Y-009 206⇒ ALT, 2.HYPD, ⇒CH-NO 2D-Y-009 205 ONLY WITH VD1002 ONLY WITH VD1002	6PK1715 6PK1715D1 6PK1750 6PK1750D1 6PK2080 6PK2120 6PK2145 6PK2145 6PK2170 MS05 MS42 VD1002
				CT914 CT914K1 CT939 CT939K2 CT939WP2	INJP INJP CA CA CA	
05/01-07/06	BBE	61			ALT, (-AC), CH-NO 2D-Y-009 087⇒ ALT, (-AC), CH-NO 2D-Y-009 087⇒ ALT, (-AC), ⇒CH-NO 2D-Y-009 086 ALT, (-AC), ⇒CH-NO 2D-Y-009 086 ALT, 2.GEN ALT, (AC) ALT, 2.HYPD, CH-NO 2D-Y-009 206⇒ ALT, 2.HYPD, ⇒CH-NO 2D-Y-009 205 ONLY WITH VD1002 ONLY WITH VD1002	6PK1715 6PK1715D1 6PK1750 6PK1750D1 6PK2080 6PK2145 6PK2145 6PK2170 MS05 MS42 VD1002
	BBF	70			ALT, (-AC), CH-NO 2D-Y-009 087⇒ ALT, (-AC), CH-NO 2D-Y-009 087⇒ ALT, (-AC), ⇒CH-NO 2D-Y-009 086 ALT, (-AC), ⇒CH-NO 2D-Y-009 086 ALT, 2.GEN ALT, (AC) ALT, 2.HYPD, CH-NO 2D-Y-009 206⇒ ALT, 2.HYPD, ⇒CH-NO 2D-Y-009 205 ONLY WITH VD1002 ONLY WITH VD1002	6PK1715 6PK1715D1 6PK1750 6PK1750D1 6PK2080 6PK2145 6PK2145 6PK2170 MS05 MS42 VD1002
				CT914 CT914K1 CT939 CT939K2 CT939WP2	INJP INJP CA CA CA, ⇒CH-NO 2D-6-020 000	
05/96-08/99	AHD	75			ALT, (-AC), CH-NO 2D-Y-009 087⇒ ALT, (-AC), CH-NO 2D-Y-009 087⇒ ALT, (-AC), ⇒CH-NO 2D-Y-009 086 ALT, (-AC), ⇒CH-NO 2D-Y-009 086 ALT, 2.GEN ALT, (AC) ALT, 2.HYPD, CH-NO 2D-Y-009 206⇒ ALT, 2.HYPD, ⇒CH-NO 2D-Y-009 205 ONLY WITH VD1002 ONLY WITH VD1002	6PK1715 6PK1715D1 6PK1750 6PK1750D1 6PK2120 6PK2145 6PK2145 6PK2170 MS05 MS42 VD1002
				CT914 CT914K1 CT939 CT939K2 CT939WP2	INJP INJP CA CA CA	
2.8 TDI	01/99-07/06	ATA	96	2799	ALT, (-AC) 2.GEN, HYDP, (2x ALT) ALT, (AC) VACP	6PK1642 6PK2000 6PK2130 AVX10X900
	04/02-07/06	AUH, BCQ	116		MTR-CODE: AUH, BCQ, ALT, (-AC) MTR-CODE: AUH, BCQ, ALT, (AC) ALT, (Bosch), FOR ALT: 90A, ALT-No: 0 124 325 088, OE-NO 074 903 026, FOR ALT: 120A, ALT-No: 0 124 515 110, OE-NO 074 903 025 T	6PK1685 6PK2155 AP9033

**VW**



**VW**

**LT 28-46 II Kasten (2DX0AE)**

↔	06/97-12/98	AGK	92			ALT, (-AC) 2.GEN, HYDP, (2x ALT) ALT, (AC) VACP	6PK1642 6PK2000 6PK2130 AVX10X900
---	-------------	-----	----	--	--	--	--

**LT 28-46 II Pritsche/Fahrgestell (2DX0FE)**

2.3	06/96-07/06	AGL	105	2295		ALT, WP, PS ALT, WP, AC, PS	6PK2115 6PK2215
2.5 SDI	09/96-07/06	AGX	55	2461		ALT, (-AC), CH-NO 2D-Y-009 087⇒ ALT, (-AC), CH-NO 2D-Y-009 087⇒ ALT, (-AC), ⇒CH-NO 2D-Y-009 086 ALT, (-AC), ⇒CH-NO 2D-Y-009 086 ALT, 2.GEN, 08/2003⇒ ALT, 2.GEN ALT, (AC) ALT, 2.HYPD, CH-NO 2D-Y-009 206⇒ ALT, 2.HYPD, ⇒CH-NO 2D-Y-009 205 ONLY WITH VD1002 ONLY WITH VD1002	6PK1715 6PK1715D1 6PK1750 6PK1750D1 6PK2080 6PK2120 6PK2145 6PK2145 6PK2170 MS05 MS42 VD1002
					CT914 CT914K1 CT939 CT939K3 CT939WP3	INJP INJP CA CA CA	
2.5 TDI	05/99-07/06	APA	66	2461		ALT, (-AC), CH-NO 2D-Y-009 087⇒ ALT, (-AC), CH-NO 2D-Y-009 087⇒ ALT, (-AC), ⇒CH-NO 2D-Y-009 086 ALT, (-AC), ⇒CH-NO 2D-Y-009 086 ALT, 2.GEN, 08/2003⇒ ALT, 2.GEN, ⇒08/2003 ALT, (AC) ALT, 2.HYPD, CH-NO 2D-Y-009 206⇒ ALT, 2.HYPD, ⇒CH-NO 2D-Y-009 205 ONLY WITH VD1002 ONLY WITH VD1002	6PK1715 6PK1715D1 6PK1750 6PK1750D1 6PK2080 6PK2120 6PK2145 6PK2145 6PK2170 MS05 MS42 VD1002
					CT914 CT914K1 CT939 CT939K2 CT939WP2	INJP INJP CA CA CA	
		ANJ, AVR	80			ALT, (-AC), CH-NO 2D-Y-009 087⇒ ALT, (-AC), CH-NO 2D-Y-009 087⇒ ALT, (-AC), ⇒CH-NO 2D-Y-009 086 ALT, (-AC), ⇒CH-NO 2D-Y-009 086 ALT, 2.GEN, 08/2003⇒ ALT, 2.GEN, ⇒08/2003 ALT, (AC) ALT, 2.HYPD, CH-NO 2D-Y-009 206⇒ ALT, 2.HYPD, ⇒CH-NO 2D-Y-009 205 ONLY WITH VD1002 ONLY WITH VD1002	6PK1715 6PK1715D1 6PK1750 6PK1750D1 6PK2080 6PK2120 6PK2145 6PK2145 6PK2170 MS05 MS42 VD1002
					CT914 CT914K1 CT939 CT939K2 CT939WP2	INJP INJP CA CA CA	
	05/01-07/06	BBE	61			ALT, (-AC), CH-NO 2D-Y-009 087⇒ ALT, (-AC), CH-NO 2D-Y-009 087⇒ ALT, (-AC), ⇒CH-NO 2D-Y-009 086 ALT, (-AC), ⇒CH-NO 2D-Y-009 086 ALT, 2.GEN ALT, (AC) ALT, 2.HYPD, CH-NO 2D-Y-009 206⇒ ALT, 2.HYPD, ⇒CH-NO 2D-Y-009 205 ONLY WITH VD1002 ONLY WITH VD1002	6PK1715 6PK1715D1 6PK1750 6PK1750D1 6PK2080 6PK2145 6PK2145 6PK2170 MS05 MS42 VD1002
					CT914 CT914K1 CT939 CT939K2 CT939WP2	INJP INJP CA CA CA, ⇒CH-NO 2D-6-020 000	
		BBF	70			ALT, (-AC), CH-NO 2D-Y-009 087⇒ ALT, (-AC), CH-NO 2D-Y-009 087⇒ ALT, (-AC), ⇒CH-NO 2D-Y-009 086 ALT, (-AC), ⇒CH-NO 2D-Y-009 086	6PK1715 6PK1715D1 6PK1750 6PK1750D1





<b>VW</b>						
<b>LT 28-46 II Pritsche/Fahrgestell (2DX0FE)</b>						
					ALT, 2.GEN ALT, (AC) ALT, 2.HYPD, CH-NO 2D-Y-009 206⇒ ALT, 2.HYPD, ⇒CH-NO 2D-Y-009 205 ONLY WITH VD1002 ONLY WITH VD1002	6PK2080 6PK2145 6PK2145 6PK2170 MS05 MS42 VD1002
				<b>CT914</b> <b>CT914K1</b> <b>CT939</b> <b>CT939K2</b> <b>CT939WP2</b>	INJP INJP CA CA CA, ⇒CH-NO 2D-6-020 000	
	06/96-08/99	AHD	75		ALT, (-AC), CH-NO 2D-Y-009 087⇒ ALT, (-AC), CH-NO 2D-Y-009 087⇒ ALT, (-AC), ⇒CH-NO 2D-Y-009 086 ALT, (-AC), ⇒CH-NO 2D-Y-009 086 ALT, 2.GEN ALT, (AC) ALT, 2.HYPD, CH-NO 2D-Y-009 206⇒ ALT, 2.HYPD, ⇒CH-NO 2D-Y-009 205 ONLY WITH VD1002 ONLY WITH VD1002	6PK1715 6PK1715D1 6PK1750 6PK1750D1 6PK2120 6PK2145 6PK2145 6PK2170 MS05 MS42 VD1002
				<b>CT914</b> <b>CT914K1</b> <b>CT939</b> <b>CT939K2</b> <b>CT939WP2</b>	INJP INJP CA CA CA	
2.8 TDI	01/99-07/06	ATA	96	2799	ALT, (-AC) 2.GEN, HYDP, (2x ALT) ALT, (AC) VACP	6PK1642 6PK2000 6PK2130 AVX10X950
	04/02-07/06	AUH, BCQ	116		MTR-CODE: AUH, BCQ, ALT, (-AC) MTR-CODE: AUH, BCQ, ALT, (AC) ALT, (Bosch), FOR ALT: 90A, ALT-No: 0 124 325 088, OE-NO 074 903 026, FOR ALT: 120A, ALT-No: 0 124 515 110, OE-NO 074 903 025 T	6PK1685 6PK2155 AP9033
	06/97-12/98	AGK	92		ALT, (-AC) 2.GEN, HYDP, (2x ALT) ALT, (AC) VACP	6PK1642 6PK2000 6PK2130 AVX10X900
<b>LT 40-55 I Kasten (291-512)</b>						
2.4	12/82-07/92	DL	66	2383	2.FAN VACP ALT, CH-NO 28-G-016 822⇒ ALT, ⇒CH-NO 28-G-016 821 PS AC CA, ⇒CH-NO 28-E-025 000 CA, CH-NO 28-F-000 001⇒	2PJ860 AVX10X1025 AVX10X800 AVX10X813 AVX13X800 AVX13X875
				<b>CT573</b> <b>CT685</b>	CA, ⇒CH-NO 28-E-025 000 CA, CH-NO 28-F-000 001⇒	
2.4 4WD	12/82-07/92	DL	66	2383	2.FAN VACP ALT, CH-NO 28-G-016 822⇒ ALT, ⇒CH-NO 28-G-016 821 PS AC CA, ⇒CH-NO 28-E-025 000 CA, CH-NO 28-F-000 001⇒	2PJ860 AVX10X1025 AVX10X800 AVX10X813 AVX13X800 AVX13X875
				<b>CT573</b> <b>CT685</b>	CA, ⇒CH-NO 28-E-025 000 CA, CH-NO 28-F-000 001⇒	
2.4 D	01/79-07/92	CP, DW	55	2383	VACP ALT, CH-NO 28-G-016 822⇒ ALT, ⇒CH-NO 28-G-016 821 PS AC INJP CA CA CA	AVX10X1025 AVX10X800 AVX10X813 AVX13X800 AVX13X875
	07/90-05/96	ACT, 1S	51		VACP ALT, CH-NO 28-G-016 822⇒ ALT, ⇒CH-NO 28-G-016 821 PS AC INJP, MTR-CODE: 1S, ACL, ACT CA, MTR-CODE: 1S CA, MTR-CODE: 1S CA, MTR-CODE: 1S CA, MTR-CODE: 1S	AVX10X1025 AVX10X800 AVX10X813 AVX13X800 AVX13X875
				<b>CT641</b> <b>CT704</b> <b>CT704K1</b> <b>CT704WP1</b>	INJP CA CA CA	
				<b>CT641</b> <b>CT704</b> <b>CT704K1</b> <b>CT704WP1</b> <b>CT758</b>	INJP, MTR-CODE: 1S, ACL, ACT CA, MTR-CODE: 1S CA, MTR-CODE: 1S CA, MTR-CODE: 1S CA, MTR-CODE: 1S	

**VW**



**VW**

**LT 40-55 I Kasten (291-512)**  
 ↔ 2.4 D 4WD

	01/79-03/86	DW	55	2383		VACP ALT, CH-NO 28-G-016 822⇒ ALT, ⇒CH-NO 28-G-016 821 PS AC INJP CA CA CA	AVX10X1025 AVX10X800 AVX10X813 AVX13X800 AVX13X875
					<b>CT641</b> <b>CT704</b> <b>CT704K1</b> <b>CT704WP1</b>		
2.4 TD	08/88-08/92	1G	68	2383		ALT, CH-NO 28-G-016822⇒ ALT, ⇒CH-NO 28-G-016821 PS AC CA CA CA CA	AVX10X800 AVX10X813 AVX13X800 AVX13X875
					<b>CT704</b> <b>CT704K1</b> <b>CT704WP1</b>		
	02/86-08/92	DV	75			ALT, CH-NO 28-G-016 822⇒ ALT, ⇒CH-NO 28-G-016 821 PS AC INJP CA CA CA	AVX10X800 AVX10X813 AVX13X800 AVX13X875
					<b>CT641</b> <b>CT704</b> <b>CT704K1</b> <b>CT704WP1</b>		
	06/92-05/96	ACL	70			VACP ALT, CH-NO 28G016822⇒ PS AC INJP CA, MTR-CODE: ACL, ACT	AVX10X1025 AVX10X800 AVX10X813 AVX13X800 AVX13X875
					<b>CT641</b> <b>CT758</b>		
2.4 TD 4WD	08/78-07/92	DV	75	2383		ALT, CH-NO 28-G-016822⇒ ALT, ⇒CH-NO 28-G-016821 PS AC CA CA CA	AVX10X800 AVX10X813 AVX13X800 AVX13X875
					<b>CT704</b> <b>CT704K1</b> <b>CT704WP1</b>		
2.4 TD Syncro	08/92-04/96	ACL	70	2383		ALT PS AC INJP CA	AVX10X800 AVX13X800 AVX13X875
					<b>CT641</b> <b>CT758</b>		

**LT 40-55 I Pritsche/Fahrgestell (293-909)**

2.4	08/85-07/89	DL	66	2383		2.FAN VACP ALT, CH-NO 28-G-016 822⇒ ALT, ⇒CH-NO 28-G-016 821 PS AC CA, ⇒CH-NO 28-E-025 000 CA, CH-NO 28-F-000 001⇒	2PJ860 AVX10X1025 AVX10X800 AVX10X813 AVX13X800 AVX13X875
					<b>CT573</b> <b>CT685</b>		
2.4 D	08/90-06/96	ACT, 1S	51	2383		VACP ALT, CH-NO 28-G-016 822⇒ ALT, ⇒CH-NO 28-G-016 821 PS AC INJP, MTR-CODE: 1S, ACL, ACT CA, MTR-CODE: 1S CA, MTR-CODE: 1S CA, MTR-CODE: 1S CA, MTR-CODE: ACL, ACT	AVX10X1025 AVX10X800 AVX10X813 AVX13X800 AVX13X875
					<b>CT641</b> <b>CT704</b> <b>CT704K1</b> <b>CT704WP1</b> <b>CT758</b>		
	12/78-02/91	CP, DW	55			VACP ALT, CH-NO 28-G-016 822⇒ ALT, ⇒CH-NO 28-G-016 821 PS AC INJP CA CA CA	AVX10X1025 AVX10X800 AVX10X813 AVX13X800 AVX13X875
					<b>CT641</b> <b>CT704</b> <b>CT704K1</b> <b>CT704WP1</b>		
2.4 Syncro	12/82-07/89	DL	66	2383		2.FAN VACP ALT, CH-NO 28-G-016 822⇒ ALT, ⇒CH-NO 28-G-016 821 PS AC CA, ⇒CH-NO 28-E-025 000	2PJ860 AVX10X1025 AVX10X800 AVX10X813 AVX13X800 AVX13X875
					<b>CT573</b>		





<b>VW</b>							
<b>LT 40-55 I Pritsche/Fahrgestell (293-909)</b>							
2.4 TD	08/92-06/96	ACL	70	2383	<b>CT685</b>	CA, CH-NO 28-F-000 001⇒ VACP ALT, CH-NO 28G016822⇒  PS AC	<b>AVX10X1025</b> <b>AVX10X800</b> <b>AVX10X813</b> <b>AVX13X800</b> <b>AVX13X875</b>
	12/82-09/93	DV	75		<b>CT641</b>	INJP	
					<b>CT758</b>	CA, MTR-CODE: ACL, ACT	
2.4 TD Syncro	08/92-04/96	ACL	70	2383	<b>CT641</b>	ALT, CH-NO 28-G-016 822⇒ ALT, ⇒CH-NO 28-G-016 821	<b>AVX10X800</b> <b>AVX10X813</b> <b>AVX13X800</b> <b>AVX13X875</b>
					<b>CT704</b> <b>CT704K1</b> <b>CT704WP1</b>	PS AC INJP CA CA CA CA	
1.0	10/98-05/00	AHT	37	997		ALT, (-PS), (AC), MTR-CODE: AHT ALT, (PS), (-AC), MTR-CODE: AHT ALT, (PS), (AC), MTR-CODE: AHT	<b>6PK1480</b> <b>6PK1520</b> <b>6PK1880</b>
	09/98-07/05	AER, ALL, ALD, ANV, AUC		999		ALT, (PS), (-AC), MTR-CODE: AER, AUC, ALL, ALD, ANV	<b>6PK1070</b>
					ALT, (PS), (AC), MTR-CODE: AER, AUC, ALL, ALD, ANV	<b>6PK1125</b>	
					ALT, (-PS), (-AC), MTR-CODE: AER, AUC, ALL, ALD, ANV	<b>6PK751</b>	
<b>CT846</b>					CA, MTR-CODE: AER, ALL, ALD, ANV, AUC		
<b>CT846K1</b>					CA, MTR-CODE: AER, ALL, ALD, ANV, AUC, ⇒CH-NO 6X-Y-060 000		
1.2 TDI 3L	07/99-07/05	ANY, AYZ	45	1191		ALT, (PS), (-AC) ALT, (PS), (AC) ALT, (Bosch), FOR ALT: 70A, OE-NO 045903023B, FOR ALT: 90A, OE-NO 045903023, FOR ALT: 120A, OE-NO 045903023A	<b>6PK858</b> <b>6PK995</b> <b>AP9001</b>
					<b>CT1090</b> <b>CT1090K1</b> <b>CT1090K2</b>	CA CA CA	
					<b>CT846K2</b>	CA, MTR-CODE: AER, ALL, ANV, ALD, AUC, CH-NO 6X-Y-060 001⇒	
1.4	10/00-07/05	AUD	44	1390		ALT, (PS), (-AC) ALT, (PS), (AC) ALT, (-PS), (-AC)	<b>6PK1070</b> <b>6PK1125</b> <b>6PK751</b>
					<b>CT846</b> <b>CT846K2</b> <b>CT846WP2</b>	CA CA CA	
1.4 16V	08/99-07/05	AFK, AQQ, AUB	74	1390		ALT, (PS), (-AC) ALT, (PS), (AC)	<b>6PK1070</b> <b>6PK1125</b>
	09/98-07/05	AHW, AKQ, APE, AUA, BBY	55		<b>CT957(SET)</b> <b>CT957K1</b> <b>CT957WP1</b>	CA CA CA	
<b>CT957(SET)</b>					ALT, (PS), (-AC) ALT, (PS), (AC) CA	<b>6PK1070</b> <b>6PK1125</b>	
<b>CT957K1</b>					CA, MTR-CODE: AHW, MTR-NO 164201⇒		
<b>CT957K1</b>					MTR-CODE: AKQ, CA, MTR-NO 241245⇒		
<b>CT957K1</b>					MTR-CODE: APE, AUA, BBY, CA		
<b>CT957K2</b>					CA, MTR-CODE: AHW, ⇒MTR-NO 164200		
<b>CT957K2</b>					MTR-CODE: AKQ, CA, ⇒MTR-NO 241244		
<b>CT957WP1</b>					MTR-CODE: APE, AUA, BBY, CA		
<b>CT957WP1</b>					MTR-CODE: AHW, CA, MTR-NO 164201⇒		
<b>CT957WP1</b>					MTR-CODE: AKQ, CA, MTR-NO 241245⇒		
1.4 FSI	02/01-07/05	ARR	77	1390		ALT, (AC) ALT, (-AC)	<b>6PK1084</b> <b>6PK745</b>
					<b>CT957(SET)</b> <b>CT957K1</b>	CA CA	

**VW**



**VW**

**LUPO (6X1, 6E1)**

1.4 TDI	01/99-07/05	AMF	55	1422	CT957WP1 CA	ALT, PS, (AC) ALT, PS, (-AC) ALT, (Bosch), FOR ALT: 70A, OE-NO 045903023B, FOR ALT: 90A, OE-NO 045903023, FOR ALT: 120A, OE-NO 04590323A CA, WP CA, WP, ⇒MTR-NO 011 494 CA, WP, MTR-NO 011 495⇒, ⇒CH-NO 6X-2-015 000 CA, WP, CH-NO 6X-2-015 001⇒ CA, WP, MTR-NO 011 495⇒, ⇒CH-NO 6X-2-015 000 CA, WP, ⇒MTR-NO 011 494 CA, WP, CH-NO 6X-2-015 001⇒, ⇒CH-NO 6X-2-100 000	6DPK1188 6PK1120 AP9001
1.6 GTI	09/00-07/05	AVY	92	1598	CT957(SET) CT957K1 CT957WP2 CA	ALT, PS ALT, PS, AC CA CA CA	6PK1070 6PK1153
1.7 SDI	09/98-07/05	AKU	44	1716	CT1012 CT1012K1 CT1012K2 CA	ALT, PS ALT, (Bosch), FOR ALT: 70A, OE-NO 038 903 025, FOR ALT: 90A, OE-NO 038 903 025 A CA CA CA	5PK1219 AP9057

**MULTIVAN V (7HM, 7HN, 7HF, 7EF, 7EM, 7EN)**

1.9 TDI	04/03-11/09	AXB	77	1896	CT1028 CT1028K3 CT1028WP3 CA, WP CA, WP CA, WP	ALT, PS, (AC), ⇒CH-NO 7H-6H079 890 ALT, PS, (AC), ⇒CH-NO 7H-6X022 356 ALT, PS, (AC), CH-NO 7H-5-075 001⇒, ⇒CH-NO 7H-6H079 890, 7H-6X022 356 ALT, PS, (AC), CH-NO 7H-6H079 891⇒ ALT, PS, (AC), CH-NO 7H-6X022 357⇒ ALT, PS, (AC), CH-NO 7H-6H079 891⇒ ALT, PS, (AC), CH-NO 7H-6X022 357⇒ ALT, PS, (-AC), ⇒CH-NO 7H-6H079 890 ALT, PS, (-AC), ⇒CH-NO 7H-6X022 356 ALT, PS, (-AC), CH-NO 7H-6H079 891⇒ ALT, PS, (-AC), CH-NO 7H-6X022 357⇒ ONLY WITH VD1091 ONLY WITH VD1076 ALT, (Bosch), FOR ALT: 90A, OE-NO 038903023L, 038903024D, FOR ALT: 120A, OE-NO 028903028E, 038903024F, FOR ALT: 140A, OE-NO 06F903023A, 06F903023J MTR-CODE: AXB, AXC, CH-NO 7J-5-022 001⇒, 7H-5H081 001⇒, 7H-5X022 401⇒ MTR-CODE: AXB, AXC, ⇒CH-NO 7J-5-022 000, 7H-5H081 000, 7H-5X022 400	6DPK1195 6DPK1195 6DPK1195D1  6DPK1215 6DPK1215 6DPK1215D1 6DPK1215D1 6PK1120 6PK1120 6PK1138 6PK1138 MS17 MS18 AP9001  VD1076 VD1091
	06/06-11/09	BRS	75		CT1028 CT1028K3 CT1028WP3 CA, WP CA, WP CA, WP	ALT, (AC), CH-NO 7J-6-000 001⇒, 7H-6-000 001⇒, ⇒CH-NO 7J-6-050 000, 7H-6-200 000 ALT, PS, (AC) ALT, (-AC), CH-NO 7J-6-000 001⇒, 7H-6-000 001⇒, ⇒CH-NO 7J-6-050 000, 7H-6-200 000 ONLY WITH VD1091 ONLY WITH VD1076 ALT, (Bosch), FOR ALT: 90A, OE-NO 038903023L, 038903024D, FOR ALT: 120A, OE-NO 028903028E, 038903024F, FOR ALT: 140A, OE-NO 06F903023A, 06F903023J	6DPK1215  6DPK1215D1 6PK1138  MS17 MS18 AP9001  VD1076
	01/06-11/09	BRR	62		CT1028 CT1028K3 CT1028WP3 CA, WP CA, WP CA, WP	ALT, (AC) ALT, PS, (AC) ALT, (-AC) ONLY WITH VD1091	6DPK1215 6DPK1215D1 6PK1138 MS17





<b>VW</b>						
<b>MULTIVAN V (7HM, 7HN, 7HF, 7EF, 7EM, 7EN)</b>						
					ONLY WITH VD1076 ALT, (Bosch), FOR ALT: 90A, OE-NO 038903023L, 038903024D, FOR ALT: 120A, OE-NO 028903028E, 038903024F, FOR ALT: 140A, OE-NO 06F903023A, 06F903023J	<b>MS18</b> <b>AP9001</b>  <b>VD1076</b>
					<b>CT1028</b> <b>CT1028K3</b> <b>CT1028WP3</b> CA CA CA	
2.0	11/03-	AXA	85	1984	ALT, PS, AC ALT, PS ALT, (Bosch), FOR ALT: 120A, OE-NO 028 903 028 E, 038 903 024 F, FOR ALT: 140A, OE-NO 06F903023A, 06F903023J	<b>6DPK1195</b> <b>6PK1120</b> <b>AP9001</b>  <b>VD1107</b>
					<b>CT908</b> <b>CT908K1</b> <b>CT908WP2</b> CA CA CA	
2.0 BitDI	09/09-	CFCA	132	1968	MTR-CODE: CAAA, CAAB, CAAC, CAAE, CCHA, CCHB, CFCA, ALT, (-AC) MTR-CODE: CAAA, CAAB, CAAC, CAAE, CCHA, CCHB, CFCA, ALT, (AC) ALT, (Bosch), FOR ALT: 110A, OE-NO 06F903023L, FOR ALT: 140A, OE-NO 06F903023N, FOR ALT: 180A, OE-NO 03G903023F MTR-CODE: CAAA, CAAB, CAAC, CAAE, CCHA, CCHB, CFCA MTR-CODE: CAAA, CAAB, CAAC, CAAE, CCHA, CCHB, CFCA, CA MTR-CODE: CAAA, CAAB, CAAC, CAAE, CCHA, CCHB, CFCA, CA, ⇨11/2010 MTR-CODE: CAAA, CAAB, CAAC, CAAE, CCHA, CCHB, CFCA, CA, 12/2010⇨ MTR-CODE: CAAA, CAAB, CAAC, CAAE, CCHA, CCHB, CFCA, CA, WP, ⇨11/2010 MTR-CODE: CAAA, CAAB, CAAC, CAAE, CCHA, CCHB, CFCA, CA, WP, 12/2010⇨	<b>6PK1080</b>  <b>6PK1555</b>  <b>AP9022</b>  <b>VD1111</b>
					<b>CT1139</b> <b>CT1139K1</b> <b>CT1139K2</b> <b>CT1139WP4</b> <b>CT1139WP6</b> MTR-CODE: CAAA, CAAB, CAAC, CAAE, CCHA, CCHB, CFCA, CA MTR-CODE: CAAA, CAAB, CAAC, CAAE, CCHA, CCHB, CFCA, CA, ⇨11/2010 MTR-CODE: CAAA, CAAB, CAAC, CAAE, CCHA, CCHB, CFCA, CA, 12/2010⇨ MTR-CODE: CAAA, CAAB, CAAC, CAAE, CCHA, CCHB, CFCA, CA, WP, ⇨11/2010 MTR-CODE: CAAA, CAAB, CAAC, CAAE, CCHA, CCHB, CFCA, CA, WP, 12/2010⇨	
2.0 BitDI 4motion	09/09-	CFCA	132	1968	MTR-CODE: CAAA, CAAB, CAAC, CAAE, CCHA, CCHB, CFCA, ALT, (-AC) MTR-CODE: CAAA, CAAB, CAAC, CAAE, CCHA, CCHB, CFCA, ALT, (AC) ALT, (Bosch), FOR ALT: 110A, OE-NO 06F903023L, FOR ALT: 140A, OE-NO 06F903023N, FOR ALT: 180A, OE-NO 03G903023F MTR-CODE: CAAA, CAAB, CAAC, CAAE, CCHA, CCHB, CFCA MTR-CODE: CAAA, CAAB, CAAC, CAAE, CCHA, CCHB, CFCA, CA MTR-CODE: CAAA, CAAB, CAAC, CAAE, CCHA, CCHB, CFCA, CA, ⇨11/2010 MTR-CODE: CAAA, CAAB, CAAC, CAAE, CCHA, CCHB, CFCA, CA, 12/2010⇨ MTR-CODE: CAAA, CAAB, CAAC, CAAE, CCHA, CCHB, CFCA, CA, WP, ⇨11/2010 MTR-CODE: CAAA, CAAB, CAAC, CAAE, CCHA, CCHB, CFCA, CA, WP, 12/2010⇨	<b>6PK1080</b>  <b>6PK1555</b>  <b>AP9022</b>  <b>VD1111</b>
					<b>CT1139</b> <b>CT1139K1</b> <b>CT1139K2</b> <b>CT1139WP4</b> <b>CT1139WP6</b> MTR-CODE: CAAA, CAAB, CAAC, CAAE, CCHA, CCHB, CFCA, CA MTR-CODE: CAAA, CAAB, CAAC, CAAE, CCHA, CCHB, CFCA, CA, ⇨11/2010 MTR-CODE: CAAA, CAAB, CAAC, CAAE, CCHA, CCHB, CFCA, CA, 12/2010⇨ MTR-CODE: CAAA, CAAB, CAAC, CAAE, CCHA, CCHB, CFCA, CA, WP, ⇨11/2010 MTR-CODE: CAAA, CAAB, CAAC, CAAE, CCHA, CCHB, CFCA, CA, WP, 12/2010⇨	
2.0 TDI	05/11-	CAAD	84	1968	ALT, (-AC) ALT, (AC)  CA CA CA, WP	<b>6PK1080</b> <b>6PK1555</b> <b>VD1111</b>
	09/09-	CAAA	62		MTR-CODE: CAAA, CAAB, CAAC, CAAE, CCHA, CCHB, CFCA, ALT, (-AC) MTR-CODE: CAAA, CAAB, CAAC, CAAE, CCHA, CCHB, CFCA, ALT, (AC) ALT, (Bosch), FOR ALT: 110A, OE-NO 06F903023L, FOR ALT: 140A, OE-NO 06F903023N, FOR ALT: 180A, OE-NO 03G903023F MTR-CODE: CAAA, CAAB, CAAC, CAAE, CCHA, CCHB, CFCA MTR-CODE: CAAA, CAAB, CAAC, CAAE, CCHA, CCHB, CFCA, CA MTR-CODE: CAAA, CAAB, CAAC, CAAE, CCHA, CCHB, CFCA, CA	<b>6PK1080</b>  <b>6PK1555</b>  <b>AP9022</b>  <b>VD1111</b>
					<b>CT1139</b> <b>CT1139K1</b> MTR-CODE: CAAA, CAAB, CAAC, CAAE, CCHA, CCHB, CFCA, CA	

VW







**VW**

MULTIVAN V (7HM, 7HN, 7HF, 7EF, 7EM, 7EN)

		CAAB	75		CT1139K2	CCHA, CCHB, CFCA, CA, ⇒11/2010 MTR-CODE: CAAA, CAAB, CAAC, CAEE, CCHA, CCHB, CFCA, CA, 12/2010⇒	
					CT1139WP4	MTR-CODE: CAAA, CAAB, CAAC, CAEE, CCHA, CCHB, CFCA, CA, WP, ⇒11/2010	
					CT1139WP6	MTR-CODE: CAAA, CAAB, CAAC, CAEE, CCHA, CCHB, CFCA, CA, WP, 12/2010⇒	
						MTR-CODE: CAAA, CAAB, CAAC, CAEE, CCHA, CCHB, CFCA, ALT, (-AC)	6PK1080
						MTR-CODE: CAAA, CAAB, CAAC, CAEE, CCHA, CCHB, CFCA, ALT, (AC)	6PK1555
						ALT, (Bosch), FOR ALT: 110A, OE-NO 06F903023L, FOR ALT: 140A, OE-NO 06F903023N, FOR ALT: 180A, OE-NO 03G903023F	AP9022
						MTR-CODE: CAAA, CAAB, CAAC, CAEE, CCHA, CCHB, CFCA	VD1111
					CT1139	MTR-CODE: CAAA, CAAB, CAAC, CAEE, CCHA, CCHB, CFCA, CA	
					CT1139K1	MTR-CODE: CAAA, CAAB, CAAC, CAEE, CCHA, CCHB, CFCA, CA, ⇒11/2010	
					CT1139K2	MTR-CODE: CAAA, CAAB, CAAC, CAEE, CCHA, CCHB, CFCA, CA, 12/2010⇒	
CT1139WP4	MTR-CODE: CAAA, CAAB, CAAC, CAEE, CCHA, CCHB, CFCA, CA, WP, ⇒11/2010						
CT1139WP6	MTR-CODE: CAAA, CAAB, CAAC, CAEE, CCHA, CCHB, CFCA, CA, WP, 12/2010⇒						
		CAAC, CCHA	103			MTR-CODE: CAAA, CAAB, CAAC, CAEE, CCHA, CCHB, CFCA, ALT, (-AC)	6PK1080
						MTR-CODE: CAAA, CAAB, CAAC, CAEE, CCHA, CCHB, CFCA, ALT, (AC)	6PK1555
						ALT, (Bosch), FOR ALT: 110A, OE-NO 06F903023L, FOR ALT: 140A, OE-NO 06F903023N, FOR ALT: 180A, OE-NO 03G903023F	AP9022
						MTR-CODE: CAAA, CAAB, CAAC, CAEE, CCHA, CCHB, CFCA	VD1111
					CT1139	MTR-CODE: CAAA, CAAB, CAAC, CAEE, CCHA, CCHB, CFCA, CA	
					CT1139K1	MTR-CODE: CAAA, CAAB, CAAC, CAEE, CCHA, CCHB, CFCA, CA, ⇒11/2010	
					CT1139K2	MTR-CODE: CAAA, CAAB, CAAC, CAEE, CCHA, CCHB, CFCA, CA, 12/2010⇒	
					CT1139WP4	MTR-CODE: CAAA, CAAB, CAAC, CAEE, CCHA, CCHB, CFCA, CA, WP, ⇒11/2010	
					CT1139WP6	MTR-CODE: CAAA, CAAB, CAAC, CAEE, CCHA, CCHB, CFCA, CA, WP, 12/2010⇒	
					05/10-		CAAE, CCHB
	MTR-CODE: CAAA, CAAB, CAAC, CAEE, CCHA, CCHB, CFCA, ALT, (AC)	6PK1555					
	ALT, (Bosch), FOR ALT: 110A, OE-NO 06F903023L, FOR ALT: 140A, OE-NO 06F903023N, FOR ALT: 180A, OE-NO 03G903023F	AP9022					
	ALT, (Valeo), FOR ALT: 180A, OE-NO 03L903023Q	AP9022					
	MTR-CODE: CAAA, CAAB, CAAC, CAEE, CCHA, CCHB, CFCA	VD1111					
CT1139	MTR-CODE: CAAA, CAAB, CAAC, CAEE, CCHA, CCHB, CFCA, CA						
CT1139K1	MTR-CODE: CAAA, CAAB, CAAC, CAEE, CCHA, CCHB, CFCA, CA, ⇒11/2010						
CT1139K2	MTR-CODE: CAAA, CAAB, CAAC, CAEE, CCHA, CCHB, CFCA, CA, 12/2010⇒						
CT1139WP4	MTR-CODE: CAAA, CAAB, CAAC, CAEE, CCHA, CCHB, CFCA, CA, WP, ⇒11/2010						
CT1139WP6	MTR-CODE: CAAA, CAAB, CAAC, CAEE, CCHA, CCHB, CFCA, CA, WP, 12/2010⇒						
2.0 TDI 4motion	09/09-	CAAC, CCHA	103	1968		MTR-CODE: CAAA, CAAB, CAAC, CAEE, CCHA, CCHB, CFCA, ALT, (-AC)	6PK1080
						MTR-CODE: CAAA, CAAB, CAAC, CAEE, CCHA, CCHB, CFCA, ALT, (AC)	6PK1555
						ALT, (Bosch), FOR ALT: 110A, OE-NO 06F903023L, FOR ALT: 140A, OE-NO 06F903023N, FOR ALT: 180A, OE-NO 03G903023F	AP9022
						MTR-CODE: CAAA, CAAB, CAAC, CAEE, CCHA, CCHB, CFCA, CA, WP, 12/2010⇒	VD1111





<b>VW</b>						
<b>MULTIVAN V (7HM, 7HN, 7HF, 7EF, 7EM, 7EN)</b>						
					<b>CT1139</b> MTR-CODE: CAAA, CAAB, CAAC, CAAE, CCHA, CCHB, CFCA, CA <b>CT1139K1</b> MTR-CODE: CAAA, CAAB, CAAC, CAAE, CCHA, CCHB, CFCA, CA, ⇒11/2010 <b>CT1139K2</b> MTR-CODE: CAAA, CAAB, CAAC, CAAE, CCHA, CCHB, CFCA, CA, 12/2010⇒ <b>CT1139WP4</b> MTR-CODE: CAAA, CAAB, CAAC, CAAE, CCHA, CCHB, CFCA, CA, WP, ⇒11/2010 <b>CT1139WP6</b> MTR-CODE: CAAA, CAAB, CAAC, CAAE, CCHA, CCHB, CFCA, CA, WP, 12/2010⇒	
	05/10-	CAAE, CCHB	100		<b>CT1139</b> MTR-CODE: CAAA, CAAB, CAAC, CAAE, CCHA, CCHB, CFCA, ALT, (-AC) <b>CT1139K1</b> MTR-CODE: CAAA, CAAB, CAAC, CAAE, CCHA, CCHB, CFCA, ALT, (AC) ALT, (Bosch), FOR ALT: 110A, OE-NO 06F903023L, FOR ALT: 140A, OE-NO 06F903023N, FOR ALT: 180A, OE-NO 03G903023F ALT, (Valeo), FOR ALT: 180A, OE-NO 03L903023Q <b>CT1139</b> MTR-CODE: CAAA, CAAB, CAAC, CAAE, CCHA, CCHB, CFCA <b>CT1139K1</b> MTR-CODE: CAAA, CAAB, CAAC, CAAE, CCHA, CCHB, CFCA, CA, ⇒11/2010 <b>CT1139K2</b> MTR-CODE: CAAA, CAAB, CAAC, CAAE, CCHA, CCHB, CFCA, CA, 12/2010⇒ <b>CT1139WP4</b> MTR-CODE: CAAA, CAAB, CAAC, CAAE, CCHA, CCHB, CFCA, CA, WP, ⇒11/2010 <b>CT1139WP6</b> MTR-CODE: CAAA, CAAB, CAAC, CAAE, CCHA, CCHB, CFCA, CA, WP, 12/2010⇒	<b>6PK1080</b> <b>6PK1555</b> <b>AP9022</b> <b>AP9022</b> <b>VD1111</b>
2.0 TSI	05/11-	CJKA	150	1984	<b>CT1143</b> ALT, (-AC) ALT, (AC) WP	<b>6PK1185</b> <b>6PK1580</b>
2.0 TSI 4motion	07/11-	CJKA	150	1984	<b>CT1143</b> ALT, (-AC) ALT, (AC) WP	<b>6PK1185</b> <b>6PK1580</b>
2.5 TDI	04/03-11/09	AXD, BNZ	96	2461	<b>CT1143</b> ALT, (Bosch), FOR ALT: 150A, OE-NO 070 903 024 A, 070 903 024 F, FOR ALT: 180A, OE-NO 070 903 024, 070 903 024 B AC	<b>AP9030</b> <b>AP9030</b>
		AXE, BPC	128		<b>CT1143</b> ALT, (Bosch), FOR ALT: 150A, OE-NO 070 903 024 A, 070 903 024 F, FOR ALT: 180A, OE-NO 070 903 024, 070 903 024 B AC	<b>AP9030</b> <b>AP9030</b>
	11/03-11/09	BLJ	120		<b>CT1143</b> ALT, (Bosch), FOR ALT: 150A, OE-NO 070 903 024 A, FOR ALT: 180A, OE-NO 070 903 024, 070 903 024 B AC	<b>AP9030</b> <b>AP9030</b>
2.5 TDI 4motion	07/04-11/09	AXD, BNZ	96	2461	<b>CT1143</b> ALT, (Bosch), FOR ALT: 150A, OE-NO 070 903 024 A, 070 903 024 F, FOR ALT: 180A, OE-NO 070 903 024, 070 903 024 B AC	<b>AP9030</b> <b>AP9030</b>
		AXE, BPC	128		<b>CT1143</b> ALT, (Bosch), FOR ALT: 150A, OE-NO 070 903 024 A, 070 903 024 F, FOR ALT: 180A, OE-NO 070 903 024, 070 903 024 B AC	<b>AP9030</b> <b>AP9030</b>
3.2 V6	02/04-06/04	BDL	170	3189	<b>CT1143</b> ALT, PS, (AC) ALT, PS, (-AC) ALT, (Bosch), FOR ALT: 150A, OE-NO 021 903 026 A, 022 903 028 A, FOR ALT: 180A, OE-NO 021 903 026 G, 022 903 028 B	<b>6DPK1320</b> <b>6PK1264</b> <b>AP9001</b>
	02/04-11/09	BKK, CFLA	173		<b>CT1143</b> ALT, (AC) ALT, (-AC) ALT, (Bosch), FOR ALT: 120A, OE-NO 028 903 028 E, 038 903 024 F, FOR ALT: 150A, OE-NO 021 903 026 A, 022 903 028 A, FOR ALT: 180A, OE-NO 021 903 026 G, 022 903 028 B	<b>6DPK1320</b> <b>6PK1264</b> <b>AP9001</b>
3.2 V6 4motion	07/04-11/09	BKK, CFLA	173	3189	<b>CT1143</b> ALT, (AC) ALT, (-AC) ALT, (Bosch), FOR ALT: 120A, OE-NO 028 903 028 E, 038 903 024 F, FOR ALT: 150A, OE-NO 021 903 026 A, 022 903 028 A, FOR ALT: 180A, OE-NO 021 903 026 G, 022 903 028 B	<b>6DPK1320</b> <b>6PK1264</b> <b>AP9001</b>

**VW**

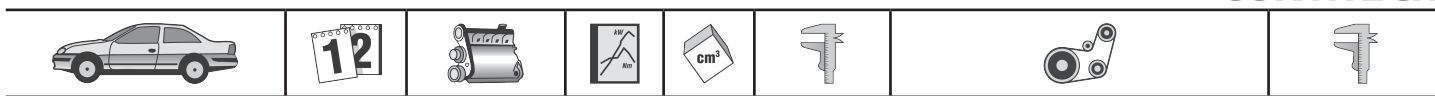


**VW**

**NEW BEETLE (9C1, 1C1)**

1.4	11/01-	BCA	55	1390	ALT, PS ALT, PS, AC, MTR-CODE: BCA, CH-NO 9C-2-610158⇒ ALT, PS, AC, MTR-CODE: BCA, ⇒CH-NO 9C-2-610157	<b>6PK1080</b> <b>6PK1153</b> <b>6PK1548</b>
					<b>CT957(SET)</b> <b>CT957K1</b> <b>CT957WP1</b> CA CA CA	
1.6	10/99-09/00	AWH	74	1595	ALT, PS, (AC) ALT, PS, (-AC) ALT, (Bosch), FOR ALT: 120A, OE-NO 028 903 028 E	<b>6DPK1195</b> <b>6PK1120</b> <b>AP9001</b>
					<b>CT908</b> <b>CT908K1</b> <b>CT908WP1</b> CA CA CA	
	06/00-	AYD, BFS	75		ALT, PS, (AC) ALT, PS, (-AC) ALT, (Bosch), FOR ALT: 120A, OE-NO 028 903 028 E ALT, (Valeo), FOR ALT: 120A, OE-NO 038 903 023 S ALT, (Hitachi), FOR ALT: 120A, OE-NO 028 903 029 G	<b>6DPK1195</b> <b>6PK1120</b> <b>AP9001</b> <b>AP9001</b> <b>AP9001</b>
					<b>CT908</b> <b>CT908K1</b> <b>CT908WP1</b> CA CA CA	
1.8 T	10/99-	AGU, APH, AVC, AWU, AWV, BKF	110	1781	ALT, PS, (AC) ALT, PS, (-AC) MTR-CODE: AWU ALT, (Bosch), FOR ALT: 120A, OE-NO 028903028E ALT, (Valeo), FOR ALT: 120A, OE-NO 038903023S ALT, (Hitachi), OE-NO 028903029G, FOR ALT: 120A	<b>6DPK1195</b> <b>6PK1120</b> <b>AP9001</b> <b>AP9001</b> <b>AP9001</b> <b>AP9001</b> <b>VD1107</b>
					<b>CT909</b> <b>CT909K2</b> <b>CT909K3</b> <b>CT909K6</b> <b>CT909K7</b> <b>CT909WP1</b> CA CA, MTR-CODE: APH, MTR-NO 028 501⇒, CA, MTR-CODE: AVC, MTR-NO 003 001⇒, CA, MTR-CODE: AWU,AWV CA, MTR-CODE: APH, MTR-NO 028 501⇒, CA, MTR-CODE: AVC, MTR-NO 003 001⇒, CA, MTR-CODE: AWU,AWV CA, MTR-CODE: APH, ⇒MTR-NO 028 500, CA, MTR-CODE: AVC, ⇒MTR-NO 003 000 CA, MTR-CODE: APH, ⇒MTR-NO 028 500, CA, MTR-CODE: AVC, ⇒MTR-NO 003 000 CA, MTR-CODE: APH, MTR-NO 028 501⇒, CA, MTR-CODE: AVC, MTR-NO 003 001⇒, CA, MTR-CODE: AWU,AWV	
	11/01-06/05	AWP, BNU	132		ALT, PS, (AC)	<b>6DPK1195</b> <b>VD1107</b>
					<b>CT909</b> <b>CT909K2</b> <b>CT909K3</b> <b>CT909WP1</b> CA CA CA CA	
1.9 TDI	02/01-	ATD, BEW	74	1896	ALT, PS, (AC) ALT, PS, (-AC) ONLY WITH VD1091 ONLY WITH VD1076 ALT, (Bosch), FOR ALT: 90A, OE-NO 038 903 023 L, FOR ALT: 120A, OE-NO 028 903 028 E ALT, (Valeo), FOR ALT: 90A, OE-NO 038 903 023 R, FOR ALT: 120A, OE-NO 038 903 023 S ALT, (Hitachi), FOR ALT: 120A, OE-NO 028 903 029 G MTR-CODE: BEW MTR-CODE: ATD	<b>6DPK1195</b> <b>6PK1120</b> <b>MS17</b> <b>MS17</b> <b>AP9001</b> <b>AP9001</b> <b>AP9001</b> <b>AP9001</b> <b>VD1076</b> <b>VD1091</b>
					<b>CT1028</b> <b>CT1028K2</b> <b>CT1028K3</b> <b>CT1028K3</b> MTR-CODE: ATD, BEW, CA, WP MTR-CODE: ATD, CA, WP, ⇒CH-NO 9C-2-613 920 MTR-CODE: ATD, CA, WP, CH-NO 9C-2-613 921⇒ MTR-CODE: BEW, CA, WP	





<b>VW</b>							
<b>NEW BEETLE (9C1, 1C1)</b>							
					<b>CT1028K4</b> MTR-CODE: ATD, CA, WP, ⇨CH-NO 9C-2-613 920 <b>CT1028WP4</b> CH-NO 9C-2-613 921⇨, MTR-CODE: ATD, CA, WP <b>CT1028WP4</b> MTR-CODE: BEW, CA, WP		
	07/05-	BSW	77		ALT, PS, (AC) ALT, PS, (-AC) ONLY WITH VD1076 ALT, (Valeo), OE-NO 038903023R, FOR ALT: 90A ALT, (Bosch), OE-NO 038903023L, FOR ALT: 90A ALT, (Hitachi), OE-NO 028903029G, FOR ALT: 120A	<b>6DPK1195</b> <b>6PK1120</b> <b>MS18</b> <b>AP9001</b>  <b>AP9001</b>  <b>AP9001</b>  <b>VD1076</b>	
	01/98-06/04	ALH	66		<b>CT1028</b> CA, WP <b>CT1028K3</b> CA, WP <b>CT1028WP4</b> CA, WP		
					ALT, PS, AC ALT, PS ALT, (Bosch), FOR ALT: 70A, OE-NO 038 903 023 K, FOR ALT: 90A, OE-NO 038 903 023 L, FOR ALT: 120A, OE-NO 028 903 028 E ALT, (Valeo), FOR ALT: 70A, OE-NO 038 903 023 Q, FOR ALT: 90A, OE-NO 038 903 023 R ALT, (Hitachi), FOR ALT: 120A, OE-NO 028 903 029 G ALT, ⇨CH-NO 1C-W-024 255, (Bosch), FOR ALT: 70A, OE-NO 038 903 023 G, FOR ALT: 90A, OE-NO 038 903 023 H, FOR ALT: 120A, OE-NO 038 903 023 J	<b>6PK1660</b> <b>6PK906</b> <b>AP9001</b>    <b>AP9001</b>  <b>AP9001</b>  <b>AP9016</b>  <b>VD1089</b>	
2.0	01/98-	AQY, APK, AEG, AZG, AZJ, BER, BEV, AVH, BEJ, BHP, CBPA	85	1984	<b>CT1044</b> CA, MTR-CODE: ALH, MTR-NO 500001⇨ <b>CT1044K1</b> CA, MTR-NO 500 001⇨ <b>CT1044WP1</b> CA, MTR-NO 500 001⇨ <b>CT946</b> CA, MTR-CODE: ALH, ⇨MTR-NO 500000	ALT, (AC) ALT, (-AC) ALT, (Bosch), FOR ALT: 120A, OE-NO 028903028E ALT, (Valeo), OE-NO 038903023S, FOR ALT: 120A ALT, (Hitachi), OE-NO 028903029G, FOR ALT: 120A	<b>6DPK1195</b> <b>6PK1120</b> <b>AP9001</b>  <b>AP9001</b>  <b>AP9001</b>  <b>VD1107</b>
2.3 V5	10/00-	AQN	125	2324	<b>CT908</b> CA <b>CT908K1</b> CA <b>CT908WP2</b> CA	ALT, (AC) ALT, (-AC) ALT, (Bosch), FOR ALT: 70A, OE-NO 038 903 023 K, FOR ALT: 90A, OE-NO 038 903 023 L, FOR ALT: 120A, OE-NO 028 903 028 E ALT, (Valeo), FOR ALT: 70A, OE-NO 038 903 23 Q, FOR ALT: 90A, OE-NO 038 903 023 R ALT, (Hitachi), FOR ALT: 120A, OE-NO 028 903 029 G	<b>6DPK1320</b> <b>6PK1264</b> <b>AP9001</b>  <b>AP9001</b>  <b>AP9001</b>
2.5	07/05-	BPR, BPS	110	2480		ALT, (-AC)	<b>5PK934</b>
RSI 3.2 4motion (1C9)	04/00-05/01	AXJ	165	3188		ALT ALT, (Valeo), FOR ALT: 120A, OE-NO 038 903 023 S ALT, (Hitachi), FOR ALT: 120A, OE-NO 028 903 029 G	<b>6DPK1320</b> <b>AP9001</b>  <b>AP9001</b>
<b>NEW BEETLE Cabriolet (1Y7)</b>							
1.4	01/03-09/10	BCA	55	1390	<b>CT957(SET)</b> CA <b>CT957K1</b> CA <b>CT957WP1</b> CA	ALT, PS ALT, PS, AC	<b>6PK1080</b> <b>6PK1153</b>
1.6	01/03-09/10	BFS	75	1595		ALT, PS, (AC) ALT, PS, (-AC) ALT, (Bosch), FOR ALT: 120A, OE-NO 028903028E ALT, (Valeo), FOR ALT: 120A, OE-NO	<b>6DPK1195</b> <b>6PK1120</b> <b>AP9001</b>  <b>AP9001</b>





**VW**

**NEW BEETLE Cabriolet (1Y7)**

						038903023S ALT, (Hitachi), FOR ALT: 120A, OE-NO 028903029G	<b>AP9001</b>
					<b>CT908</b> <b>CT908K1</b> <b>CT908WP1</b>	CA CA CA	
1.8 T	01/03-09/10	AWU, AWV, BKF	110	1781		ALT, PS, AC ALT, PS, (-AC) MTR-CODE: AWU ALT, (Bosch), FOR ALT: 120A, OE-NO 028903023E ALT, (Valeo), FOR ALT: 120A, OE-NO 038903023S ALT, (Hitachi), FOR ALT: 120A, OE-NO 028903029G	<b>6DPK1195</b> <b>6PK1120</b> <b>AP9001</b> <b>AP9001</b> <b>AP9001</b> <b>AP9001</b> <b>AP9001</b> <b>VD1107</b>
					<b>CT909</b> <b>CT909K2</b> <b>CT909K3</b> <b>CT909WP1</b>	CA CA CA CA	
1.9 TDI	06/03-09/10	AXR	74	1896		ALT, (AC) ALT, (-AC) ALT, (Bosch), FOR ALT: 70A, OE-NO 038 903 023 K, FOR ALT: 90A, OE-NO 038 903 023 L, FOR ALT: 120A, OE-NO 028 903 028 E (Valeo), FOR ALT: 70A, OE-NO 038 903 023 Q, FOR ALT: 90A, OE-NO 038 903 023 R (Hitachi), FOR ALT: 120A, OE-NO 028 903 029 G	<b>6DPK1195</b> <b>6PK1120</b> <b>AP9001</b> <b>AP9001</b> <b>AP9001</b> <b>AP9001</b> <b>AP9001</b> <b>VD1076</b>
					<b>CT1028</b> <b>CT1028K3</b> <b>CT1028WP4</b>	CA, MTR-CODE: AXR CA, MTR-CODE: AXR CA, MTR-CODE: AXR	
	07/05-09/10	BSW	77			ALT, PS, (AC) ALT, PS, (-AC) ONLY WITH VD1076 ALT, (Bosch), OE-NO 038903023L, FOR ALT: 90A (Valeo), OE-NO 038903023R, FOR ALT: 90A (Hitachi), OE-NO 028903029G, FOR ALT: 120A	<b>6DPK1195</b> <b>6PK1120</b> <b>MS18</b> <b>AP9001</b> <b>AP9001</b> <b>AP9001</b> <b>VD1076</b>
					<b>CT1028</b> <b>CT1028K3</b> <b>CT1028WP4</b>	CA, WP CA, WP CA, WP	
2.0	09/02-10/10	AZJ, BDC, BGD, BEV	85	1984		ALT, PS, (AC) ALT, PS, (-AC) MTR-CODE: AZJ ALT, (Bosch), FOR ALT: 120A, OE-NO 028903028E ALT, (Valeo), FOR ALT: 120A, OE-NO 038903023S ALT, (Hitachi), FOR ALT: 120A, OE-NO 028903029G	<b>6DPK1195</b> <b>6PK1120</b> <b>AP9001</b> <b>AP9001</b> <b>AP9001</b> <b>AP9001</b> <b>VD1107</b>
					<b>CT908</b> <b>CT908K1</b> <b>CT908WP2</b>	CA CA CA	
2.5	07/05-09/10	BPR, BPS	110	2480		ALT, (-AC)	<b>5PK934</b>
<b>PASSAT (32)</b>							
1.3	05/73-07/80	FY	40	1272		PS ALT AC	<b>AVX10X875</b> <b>AVX10X950</b> <b>AVX13X900</b>
					<b>CT633</b> <b>CT633WP1</b> <b>CT637</b> <b>CT637K1</b>	CA, 01/1978⇒, MTR-CODE: FY, FZ CA, 01/1978⇒, MTR-CODE: FY, FZ CA, ⇒12/1977, MTR-CODE: ZA, ZF CA, ⇒12/1977, MTR-CODE: ZA, ZF	
	05/73-01/78	ZF	44	1281		ALT, CH-NO 32A0100001⇒ ALT, ⇒CH-NO 32A0100000 PS AC AC	<b>AVX10X685</b> <b>AVX10X695</b> <b>AVX10X875</b> <b>AVX13X900</b>
					<b>CT637</b>	CA	
1.5	07/73-12/75	YJ, ZB	55	1471		PS ALT AC AC	<b>AVX10X875</b> <b>AVX10X950</b> <b>AVX13X900</b>
					<b>CT637</b>	CA	





<b>VW</b>							
<b>PASSAT (32)</b>							
					<b>CT637K1</b>	CA	
	05/73-12/75	ZC	63			PS ALT AC	AVX10X875 AVX10X950 AVX13X900
					<b>CT637</b> <b>CT637K1</b>	CA CA	
1.5 D	08/77-07/80	CK	37	1471		WP ALT AIRC AC	AVX10X600 AVX10X735 AVX13X900 AVX13X950
					<b>CT513</b> <b>CT513K1</b>	CA CA	
1.6	08/75-07/80	YP	63	1588		PS ALT AC	AVX10X875 AVX10X950 AVX13X900
					<b>CT637</b> <b>CT637K1</b>	CA CA	
1.6 GLi	08/77-07/80	YS	81	1588		PS ALT AC	AVX10X875 AVX10X950 AVX13X900
					<b>CT637</b>	CA	
<b>PASSAT (32B)</b>							
1.3	08/80-07/83	FY	40	1272		ALT, ⇨07/1981 ALT, 08/1981⇨ CA, MTR-CODE: FY, FZ CA, MTR-CODE: FY, FZ CA, MTR-CODE: EP, EU	AVX10X685 AVX10X695
					<b>CT633</b> <b>CT633WP1</b> <b>CT637</b>		
	08/80-07/86	FZ	44			ALT, ⇨07/1981 ALT, 08/1981⇨, ⇨07/1983 ALT, 08/1983⇨, ⇨07/1985 ALT, 08/1985⇨ CA, MTR-CODE: FY, FZ CA, MTR-CODE: FY, FZ CA, MTR-CODE: EP, EU	AVX10X685 AVX10X695 AVX10X940 AVX10X950
					<b>CT633</b> <b>CT633WP1</b> <b>CT637</b>		
1.6	08/87-03/88	PP	51	1588		PS, ⇨CH-NO 32G275000 PS, CH-NO 32G275001⇨ ALT AC, CH-NO 32F300001⇨ AC, ⇨CH-NO 32F299999	AVX10X763 AVX10X850 AVX10X950 AVX13X800 AVX13X825
					<b>CT637</b> <b>CT637K1</b>	CA CA	
	02/86-03/88	RL	53	1595		PS, ⇨CH-NO 32G275000 PS, CH-NO 32G275001⇨ ALT AC, CH-NO 32F300001⇨ AC, ⇨CH-NO 32F299999	AVX10X763 AVX10X850 AVX10X950 AVX13X800 AVX13X825
					<b>CT637</b> <b>CT637K1</b>	CA CA	
	08/80-03/88	WV, YN	55	1588		PS, ⇨CH-NO 32G275000 PS, CH-NO 32G275001⇨ ALT, ⇨07/1985 ALT, 08/1985⇨ AC, CH-NO 32F300001⇨ AC, ⇨CH-NO 32F299999	AVX10X763 AVX10X850 AVX10X940 AVX10X950 AVX13X800 AVX13X825
					<b>CT637</b>	CA	
	01/81-02/83	YP	63			PS, ⇨CH-NO 32G275000 PS, CH-NO 32G275001⇨ ALT AC, CH-NO 32F300001⇨ AC, ⇨CH-NO 32F299999	AVX10X763 AVX10X850 AVX10X940 AVX13X800 AVX13X825
					<b>CT637</b>	CA	
1.6 D	08/80-03/88	CR, JK	40	1588		WP ALT ALT, (AC) PS AC, CH-NO 31M200001⇨ AC, ⇨CH-NO 31M200000	AVX10X617 AVX10X735 AVX10X763 AVX10X800 AVX13X800 AVX13X825
					<b>CT513</b> <b>CT513K1</b>	CA CA	
1.6 TD	04/82-03/88	CY	51	1588		WP ALT ALT, (AC) PS AC, CH-NO 31M200001⇨ AC, ⇨CH-NO 31M200000	AVX10X617 AVX10X735 AVX10X775 AVX10X800 AVX13X800 AVX13X825
					<b>CT513</b> <b>CT513K1</b>	CA CA	
	05/86-03/88	RA	59			WP	AVX10X617



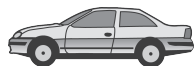


**VW**

**PASSAT (32B)**

						ALT ALT, (AC) PS AC, CH-NO 31M200001⇒ AC, ⇒CH-NO 31M200000 CA	AVX10X735 AVX10X775 AVX10X800 AVX13X800 AVX13X825
1.8	05/86-03/88	RM	64	1781	CT513	PS, ⇒CH-NO 32G275000 PS, CH-NO 32G275001⇒ ALT AC, CH-NO 32F300001⇒ AC, ⇒CH-NO 32F299999 CA	AVX10X763 AVX10X850 AVX10X950 AVX13X800 AVX13X825
	01/83-03/88	DS, JN, JV	66		CT637 CT637K1	PS, ⇒CH-NO 32G275000 PS, CH-NO 32G275001⇒ ALT, ⇒07/1985 ALT, 08/1985⇒ AC, CH-NO 32F300001⇒ AC, ⇒CH-NO 32F299999 CA CA	AVX10X763 AVX10X850 AVX10X940 AVX10X950 AVX13X800 AVX13X825
	12/83-03/88	DZ	82		CT637 CT637K1	PS, ⇒CH-NO 32G275000 PS, CH-NO 32G275001⇒ ALT, ⇒07/1985 ALT, 08/1985⇒ AC, CH-NO 32F300001⇒ AC, ⇒CH-NO 32F299999 CA CA	AVX10X763 AVX10X850 AVX10X940 AVX10X950 AVX13X800 AVX13X825
1.9	01/81-07/83	WN	85	1921	CT635	ALT, ⇒CH-NO 32F300000 ALT, CH-NO 32F300001⇒ ALT, (AC) AC PS CA	AVX10X800 AVX10X825 AVX10X850 AVX13X1000 AVX13X1000
2.0	08/83-03/88	JS, HP	85	1994	CT635 CT660	ALT, ⇒CH-NO 32F300000 ALT, CH-NO 32F300001⇒ ALT, (AC) AC PS CA, ⇒07/1984 CA, 08/1984⇒	AVX10X800 AVX10X825 AVX10X850 AVX13X1000 AVX13X1000
2.2	08/85-03/88	KX	85	2226	CT660	ALT, ⇒CH-NO 32F300000 ALT, CH-NO 32F300001⇒ ALT, (AC) AC PS CA	AVX10X800 AVX10X825 AVX10X850 AVX13X1000 AVX13X1000
	01/85-03/88	KV	100		CT660	ALT, ⇒CH-NO 32F300000 ALT, CH-NO 32F300001⇒ ALT, (AC) AC PS CA	AVX10X800 AVX10X825 AVX10X850 AVX13X1000 AVX13X1000
<b>PASSAT (362)</b>							
1.4 TSI	08/10-	CAXA	90	1390		ALT ALT, (Bosch), FOR ALT: 140A, OE-NO 03C903023A, 03C903023S ALT, (Valeo), FOR ALT: 110A, OE-NO 03C903023G, FOR ALT: 140A, OE-NO 03C903023T	6PK1733 AP9012 AP9012
1.4 TSI EcoFuel	08/10-	CDGA	110	1390		AIRC ALT, (-AC) ALT, (AC) ALT, (Valeo), FOR ALT: 140A, OE-NO 03C903023G	5PK491 6PK1600 6PK1698 AP9012
1.6 TDI	08/10-	CAYC	77	1598	CT1139 CT1139K1 CT1139K2	MTR-CODE: CAYB, CAYC, ALT, (AC) MTR-CODE: CAYB, CAYC, ALT, (-AC) MTR-CODE: CAYB, CAYC, ALT, (-AC)  ALT, (Bosch), FOR ALT: 180A, OE-NO 03L903023D ALT, (Valeo), FOR ALT: 180A, OE-NO 03L903023B MTR-CODE: CAYB, CAYC MTR-CODE: CAYB, CAYC, CA MTR-CODE: CAYB, CAYC, CA, ⇒11/2010 MTR-CODE: CAYB, CAYC, CA, 12/2010⇒	6PK1070 6PK842 ELAST 6PK842 ELAST T1 AP9001 AP9001 VD1111





**VW**

**PASSAT (362)**

					<p><b>CT1139WP1</b> MTR-CODE: CAYC, CA, WP, ⇒CH-NO 3C-B-050 000, ⇒11/2010</p> <p><b>CT1139WP2</b> MTR-CODE: CAYC, CA, WP, ⇒CH-NO 3C-B-050 000, 12/2010⇒</p> <p><b>CT1139WP4</b> MTR-CODE: CAYC, CA, WP, CH-NO 3C-B-200 001⇒, ⇒11/2010</p> <p><b>CT1139WP6</b> MTR-CODE: CAYC, CA, WP, CH-NO 3C-B-200 001⇒, 12/2010⇒</p>	
1.8 TSI	02/11-	CDAB	112	1798	<p>ALT, (Bosch), FOR ALT: 140A, OE-NO 06B 903 016 AB</p> <p>ALT, (Valeo), FOR ALT: 140A, OE-NO 06J 903 023 C, 06H 903 017 E</p>	<p><b>AP9009</b></p> <p><b>AP9009</b></p>
	08/10-	CDA A	118		<p>ALT</p> <p>ALT, (Bosch), FOR ALT: 140A, OE-NO 06B903016AB</p> <p>ALT, (Valeo), FOR ALT: 140A, OE-NO 06J903023C, 06H903017E</p>	<p><b>6PK1120</b></p> <p><b>AP9009</b></p> <p><b>AP9009</b></p>
2.0 TDI	08/10-	CFFA	100	1968	<p><b>CT1143</b></p> <p>ALT, (Bosch), FOR ALT: 140A, OE-NO 03L903023, 06F903023F, FOR ALT: 180A, OE-NO 03L903023D, 03G903023</p> <p>ALT, (Valeo), FOR ALT: 140A, OE-NO 03L903023A, 03L903023F, FOR ALT: 180A, OE-NO 03L903023B, 03L903023E</p>	<p><b>AP9001</b></p> <p><b>AP9001</b></p>
		CFFB	103		<p>ALT, (AC)</p> <p>ALT, (-AC)</p> <p>ALT, (-AC)</p> <p>ALT, (Bosch), FOR ALT: 140A, OE-NO 06F903023F, FOR ALT: 180A, OE-NO 03G903023, 03L903023D</p> <p>ALT, (Valeo), FOR ALT: 140A, OE-NO 03L903023, FOR ALT: 180A, OE-NO 03L903023E, 03L903023B</p>	<p><b>6PK1070</b></p> <p><b>6PK842 ELAST</b></p> <p><b>6PK842 ELAST T1</b></p> <p><b>AP9001</b></p> <p><b>AP9001</b></p> <p><b>VD1111</b></p>
	CFGB, CLLA	125		<p><b>CT1139</b> MTR-CODE: CFFA, CFFB, CA</p> <p><b>CT1139K1</b> MTR-CODE: CFFA, CFFB, CA, ⇒11/2010</p> <p><b>CT1139K2</b> MTR-CODE: CFFA, CFFB, CA, 12/2010⇒</p> <p><b>CT1139WP4</b> MTR-CODE: CFFA, CFFB, CA, WP, ⇒11/2010</p> <p><b>CT1139WP6</b> MTR-CODE: CFFA, CFFB, CA, WP, 12/2010⇒</p>	<p><b>6PK1070</b></p> <p><b>6PK842 ELAST</b></p> <p><b>6PK842 ELAST T1</b></p> <p><b>AP9001</b></p> <p><b>AP9001</b></p> <p><b>VD1111</b></p>	
2.0 TDI 4motion	08/10-	CFFB	103	1968	<p>ALT, (AC)</p> <p>ALT, (-AC)</p> <p>ALT, (-AC)</p> <p>ALT, (Bosch), FOR ALT: 140A, OE-NO 06F903023F, FOR ALT: 180A, OE-NO 03G903023, 03L903023D</p> <p>ALT, (Valeo), FOR ALT: 140A, OE-NO 03L903023, FOR ALT: 180A, OE-NO 03L903023E, 03L903023B</p>	<p><b>6PK1070</b></p> <p><b>6PK842 ELAST</b></p> <p><b>6PK842 ELAST T1</b></p> <p><b>AP9001</b></p> <p><b>AP9001</b></p> <p><b>VD1111</b></p>
					<p><b>CT1139</b> MTR-CODE: CFFA, CFFB, CA</p> <p><b>CT1139K1</b> MTR-CODE: CFFA, CFFB, CA, ⇒11/2010</p> <p><b>CT1139K2</b> MTR-CODE: CFFA, CFFB, CA, 12/2010⇒</p> <p><b>CT1139WP4</b> MTR-CODE: CFFA, CFFB, CA, WP, ⇒11/2010</p> <p><b>CT1139WP6</b> MTR-CODE: CFFA, CFFB, CA, WP, 12/2010⇒</p>	







**VW**

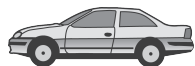
**PASSAT (362)**

		CFGB, CLLA	125			ALT, (AC) ALT, (-AC) ALT, (-AC)  ALT, (Bosch), FOR ALT: 140A, OE-NO 06F903023F, FOR ALT: 180A, OE-NO 03G903023, 03L903023D ALT, (Valeo), FOR ALT: 140A, OE-NO 03L903023, FOR ALT: 180A, OE-NO 03L903023E, 03L903023B	6PK1070 6PK842 ELAST 6PK842 ELAST T1 AP9001  AP9001  VD1111
					CT1139 CT1139K1 CT1139K2 CT1139WP4  CT1139WP6	MTR-CODE: CFGB, CLLA, CA MTR-CODE: CFGB, CLLA, CA, ⇒11/2010 MTR-CODE: CFGB, CLLA, CA, 12/2010⇒ MTR-CODE: CFGB, CLLA, CA, WP, ⇒11/2010 MTR-CODE: CFGB, CLLA, CA, WP, 12/2010⇒	
2.0 TSI	11/10-	CCZB	155	1984		ALT ALT, (Valeo), FOR ALT: 140A, OE-NO 06H903017E WP	6PK1120 AP9009
					CT1143		
3.6 FSI 4motion	01/11-	BWS	220	3597		ALT ALT, (Bosch), FOR ALT: 180A, OE-NO 03G903016L ALT, (Valeo), FOR ALT: 140A, OE-NO 03H903023E	6PK1613 AP9022  AP9022

**PASSAT (3A2, 35I)  
1.6**

	02/88-09/91	EZ, 1F	53	1595		ALT, (PS) ALT, (AC), (PS) PS ALT AC CA CA	11,2X866Ld AVX10X630 AVX10X730 AVX10X950 AVX13X950
					CT637 CT637K1		
	02/88-12/88	EZ, ABN	55			ALT, (PS) 2.FAN ALT, (AC), (PS) PS ALT AC CA CA	11,2X866Ld 2PJ800 AVX10X630 AVX10X730 AVX10X950 AVX13X950
					CT637 CT637K1		
	10/94-08/96	AEK, AFT	74			PS, (-AC) PS, (AC) ALT, (-AC), CH-NO 3A-T-011 390⇒, TP ALT, (AC) ALT, (-AC) ALT, (-AC), ⇒CH-NO 3A-T-011 389, TP ALT, (AC), (Bosch), FOR ALT: 70A, FOR ALT: 90A CA CA	11,5X685Ld 11,5X755Ld 6PK1033 6PK1153 6PK894 6PK976 AP9004
					CT637 CT637K1		
1.6 TD	08/88-09/93	RA, SB	59	1588		PS, CH-NO 31M200001⇒ 2.FAN 2.FAN ALT, (AC) PS, ⇒CH-NO 31M200000 ALT AC CA CA	11,9X650Ld 2PJ800 2PJ860 AVX10X695 AVX10X740 AVX10X965 AVX13X950
					CT513 CT513K1		
1.8	04/88-07/93	PF	79	1781		ALT, ⇒CH-NO 31P200000, (PS) PS, CH-NO 31P200001⇒ PS, CH-NO 31P200001⇒, (AC) 2.FAN ALT, AC, CH-NO 31P200001⇒ ALT, CH-NO 31P200001⇒ ALT, (TP), CH-NO 31P200001⇒ ALT, ⇒CH-NO 31P200000, (AC), (PS) PS, ⇒CH-NO 31P200000 ALT, ⇒CH-NO 31P200000 AC, ⇒CH-NO 31P200000 CA	11,2X866Ld 11,5X685Ld 11,5X755Ld 2PJ800 6PK1153 6PK894 6PK976 AVX10X630 AVX10X730 AVX10X950 AVX13X950
					CT637		
	04/88-07/92	PB	82			ALT, ⇒CH-NO 31P200000, (PS) PS, CH-NO 31P200001⇒ PS, CH-NO 31P200001⇒, (AC) 2.FAN	11,2X866Ld 11,5X685Ld 11,5X755Ld 2PJ800





**VW**

PASSAT (3A2, 35I)

					ALT, AC, CH-NO 31P200001⇒ ALT, CH-NO 31P200001⇒ ALT, (TP), CH-NO 31P200001⇒ ALT, ⇒CH-NO 31P200000, (AC), (PS) PS, ⇒CH-NO 31P200000 ALT, ⇒CH-NO 31P200000 AC, ⇒CH-NO 31P200000 CA CA CA	6PK1153 6PK894 6PK976 AVX10X630 AVX10X730 AVX10X950 AVX13X950
	08/90-08/96	AAM	55		ALT, ⇒CH-NO 31-P-200 000, (PS) PS, CH-NO 31-P-200 001⇒ PS, CH-NO 31-P-200 001⇒, (AC) 2.FAN ALT, (AC), CH-NO 31-P-200 001⇒ ALT, (-AC), CH-NO 31-P-200 001⇒ ALT, (-AC), (TP), CH-NO 31-P-200 001⇒ ALT, ⇒CH-NO 31-P-200 000, (AC), (PS) PS, ⇒CH-NO 31-P-200 000 ALT, ⇒CH-NO 31-P-200 000 AC, ⇒CH-NO 31-P-200 000 ALT, (AC), (Bosch), FOR ALT: 70A, FOR ALT: 90A CA, ⇒07/1994 CA, ⇒07/1994 CA, 08/1994⇒ CA, 08/1994⇒	11,2X866Ld 11,5X685Ld 11,5X755Ld 2PJ800 6PK1153 6PK894 6PK976 AVX10X630 AVX10X730 AVX10X950 AVX13X950 AP9004
	02/88-08/96	ABS, ADZ, RP	66		ALT, ⇒CH-NO 31P200000, (PS) PS, CH-NO 31P200001⇒ PS, CH-NO 31P200001⇒, (AC) 2.FAN ALT, AC, CH-NO 31P200001⇒ ALT, CH-NO 31P200001⇒ ALT, (TP), CH-NO 31P200001⇒ ALT, ⇒CH-NO 31P200000, (AC), (PS) PS, ⇒CH-NO 31P200000 ALT, ⇒CH-NO 31P200000 AC, ⇒CH-NO 31P200000 ALT, (AC), MTR-CODE: ABS, ADZ, (Bosch), FOR ALT: 70A, FOR ALT: 90A CA CA CA	11,2X866Ld 11,5X685Ld 11,5X755Ld 2PJ800 6PK1153 6PK894 6PK976 AVX10X630 AVX10X730 AVX10X950 AVX13X950 AP9004
1.8 16V	04/88-12/89	KR	100	1781	2.FAN ALT, (PS), (AC) PS ALT, (PS), (-AC) AC CA CA CA	2PJ800 AVX10X630 AVX10X730 AVX10X950 AVX13X950
1.8 G60 Syncro	08/88-08/96	PG	118	1781	ALT ALT, AC PS PS, (AC) G-COMPR CA CA CA	6PK1653 6PK1760 AVX10X666 AVX10X735
1.8 GL	08/91-09/93	KR	102	1781	2.FAN ALT, (PS), (AC) PS ALT, (PS), (-AC) AC CA CA CA	2PJ800 AVX10X630 AVX10X730 AVX10X950 AVX13X950
1.9 D	05/89-10/93	1Y	50	1896	PS, CH-NO 31-NE-160 001⇒ PS, CH-NO 31-NE-160 001⇒, (AC) PS, CH-NO 31-M-200 001⇒, ⇒CH-NO 31-NE-160 000 2.FAN 2.FAN 2.FAN ALT, (-AC), (TP), CH-NO 31-NE-160 001⇒ ALT, (AC), CH-NO 31-NE-160 001⇒ ALT, (-AC), CH-NO 31-NE-160 001⇒ ALT, ⇒CH-NO 31-NE-160 000, (AC) PS, ⇒CH-NO 31-M-200 000 ALT, ⇒CH-NO 31-NE-160 000 AC, ⇒CH-NO 31-NE-160 000 ALT, (Bosch), FOR ALT: 90A, OE-NO 028 903 018 AX CA	11,5X730Ld 11,5X790Ld 11,9X650Ld 2PJ800 2PJ860 6PK1045 6PK1145 6PK923 AVX10X695 AVX10X740 AVX10X965 AVX13X950 AP9004



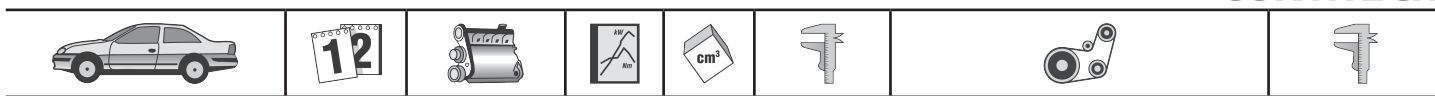


**VW**

**PASSAT (3A2, 35I)**

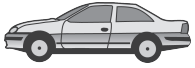
1.9 TD	03/91-08/96	AAZ	55	1896	<b>CT867K1</b> CA	PS, (-AC) PS, WP, (AC) 2.FAN, OE-NO 1H0 119 137 2.FAN, OE-NO 1H0 119 137 A ALT, (-AC), (TENS DAMPER), FOR ALT: 120A ALT, (AC) ALT, (-AC), (-TENS DAMPER) ONLY WITH VD1084 ALT, (AC), (Bosch), FOR ALT: 70A, FOR ALT: 90A	<b>11,5X730Ld</b> <b>11,5X790Ld</b> <b>2PJ800</b> <b>2PJ860</b> <b>6PK1045</b>  <b>6PK1145</b> <b>6PK923</b> <b>MS13</b> <b>AP9004</b>  <b>VD1084</b>
					<b>CT867</b> <b>CT867K1</b> <b>CT867K2</b>	CA CA, MTR-CODE: AAZ, ⇒MTR-NO 552 765 CA, MTR-CODE: AAZ, MTR-NO 552 766⇒	
1.9 TDI	10/93-08/96	1Z, AHU	66	1896	<b>CT867</b> <b>CT867K3</b> <b>CT867K4</b> <b>CT867K4</b>	PS, (-AC) PS, WP, (AC) 2.FAN ALT, (-AC) ALT, (AC) ONLY WITH VD1084 ALT, (Bosch), FOR ALT: 70A, FOR ALT: 90A MTR-CODE: 1Z, AHU CA, MTR-CODE: 1Z, AHU CA, MTR-CODE: 1Z, ⇒MTR-NO 289 575 CA, MTR-CODE: 1Z, MTR-NO 289 576⇒ CA, MTR-CODE: AHU	<b>11,5X730Ld</b> <b>11,5X790Ld</b> <b>2PJ905</b> <b>6PK1045</b> <b>6PK1145</b> <b>MS13</b> <b>AP9004</b> <b>VD1084</b>
	03/96-08/96	AFN	81		<b>CT867</b> <b>CT867K4</b>	PS, (-AC) PS, WP, (AC) 2.FAN ALT, (-AC) ALT, (AC) ONLY WITH VD1084 ALT, (Bosch), FOR ALT: 70A, FOR ALT: 90A, FOR ALT: 120A	<b>11,5X730Ld</b> <b>11,5X790Ld</b> <b>2PJ905</b> <b>6PK1045</b> <b>6PK1145</b> <b>MS13</b> <b>AP9004</b>  <b>VD1084</b>
2.0	03/95-08/96	AEP	79	1984	<b>CT630</b> <b>CT630K1</b>	PS, (-AC) WP, PS, (AC) ALT, AC, FOR ALT: 120A, CH-NO 3A-T- 011390⇒ ALT, (-AC) ALT, AC, FOR ALT: 120A, ⇒CH-NO 3A-T- 011389 ALT, (AC), (Bosch), FOR ALT: 70A, FOR ALT: 90A CA CA	<b>11,5X685Ld</b> <b>11,5X755Ld</b> <b>6PK1033</b>   <b>6PK894</b> <b>6PK976</b>  <b>AP9004</b>
	02/90-08/96	2E, ADY, AGG, ABA	85		<b>CT630</b> <b>CT630K1</b>	ALT, ⇒CH-NO 31P200000, (PS) PS, CH-NO 31P200001⇒ PS, CH-NO 31P200001⇒, (AC) 2.FAN ALT, AC, CH-NO 31P200001⇒ ALT, CH-NO 31P200001⇒ ALT, (TP), CH-NO 31P200001⇒ ALT, ⇒CH-NO 31P200000, (AC), (PS) PS, ⇒CH-NO 31P200000 ALT, ⇒CH-NO 31P200000 AC, ⇒CH-NO 31P200000 ALT, (AC), (Bosch), FOR ALT: 70A, FOR ALT: 90A CA CA	<b>11,2X866Ld</b> <b>11,5X685Ld</b> <b>11,5X755Ld</b> <b>2PJ800</b> <b>6PK1153</b> <b>6PK894</b> <b>6PK976</b> <b>AVX10X630</b> <b>AVX10X730</b> <b>AVX10X950</b> <b>AVX13X950</b> <b>AP9004</b>
2.0 16V	08/88-09/93	9A	100	1984	<b>CT869</b> <b>CT869K1</b>	2.FAN ALT, (AC), PS ALT, (-AC) AC CA CA	<b>2PJ800</b> <b>AVX10X630</b> <b>AVX10X950</b> <b>AVX13X950</b>
	01/94-08/96	ABF	110		<b>CT872</b> <b>CT872K1</b>	PS PS, (AC) ALT, AC ALT, (TP) ALT, (Bosch), FOR ALT: 70A, FOR ALT: 90A CA CA, ⇒MTR-NO 020 922	<b>11,5X685Ld</b> <b>11,5X755Ld</b> <b>6PK1153</b> <b>6PK976</b> <b>AP9004</b>





<b>VW</b>							
<b>PASSAT (3A2, 35I)</b>							
2.0 Syncro	10/90-08/96	2E, ADY, AGG	85	1984	<b>CT872K2</b>	CA, MTR-NO 020 923⇒ ALT, ⇒CH-NO 31P200000, (PS) PS, CH-NO 31P200001⇒ PS, CH-NO 31P200001⇒, (AC) 2.FAN ALT, AC, CH-NO 31P200001⇒ ALT, CH-NO 31P200001⇒ ALT, (TP), CH-NO 31P200001⇒ ALT, ⇒CH-NO 31P200000, (AC), (PS) PS, ⇒CH-NO 31P200000 ALT, ⇒CH-NO 31P200000 AC, ⇒CH-NO 31P200000 ALT, (AC), (Bosch), FOR ALT: 70A, FOR ALT: 90A	<b>11,2X866Ld</b> <b>11,5X685Ld</b> <b>11,5X755Ld</b> <b>2PJ800</b> <b>6PK1153</b> <b>6PK894</b> <b>6PK976</b> <b>AVX10X630</b> <b>AVX10X730</b> <b>AVX10X950</b> <b>AVX13X950</b> <b>AP9004</b>
2.8 VR6	06/91-08/96	AAA	128	2792	<b>CT630</b> <b>CT630K1</b>	CA CA ALT, PS, AC ALT, PS	<b>7DPK1360</b> <b>7PK1290</b>
<b>PASSAT (3B2)</b>							
1.6	10/96-11/00	AHL, ADP, ANA, ARM	74	1595	<b>CT848</b> <b>CT848K3</b> <b>CT908</b> <b>CT908K1</b> <b>CT908WP1</b>	PS AC ALT, PS, FAN, (VISCO) ALT, (Valeo), FOR ALT: 120A, OE-NO 06B 903 016 E MTR-CODE: AHL, ARM, ANA, ALT, (Bosch), FOR ALT: 120A, OE-NO 06B903016B CA, MTR-CODE: ADP CA, MTR-CODE: ADP CA, MTR-CODE: AHL, ANA, ARM CA, MTR-CODE: AHL, ANA, ARM CA, MTR-CODE: AHL, ANA, ARM	<b>11,0X528Ld</b> <b>4PK855</b> <b>5PK1300</b> <b>AP9002</b> <b>AP9007</b>
1.8	01/97-11/00	AFY	85	1781	<b>CT919</b> <b>CT919K1</b> <b>CT919K2</b> <b>CT919K4</b>	PS AC ALT CA CA CA, MTR-NO 010 001⇒ CA	<b>11,0X528Ld</b> <b>4PK855</b> <b>5PK1300</b>
	10/96-11/00	ADR, APT, ARG	92		<b>CT919</b> <b>CT919K1</b> <b>CT919K2</b> <b>CT919K4</b>	PS AC ALT, PS, (VISCO) MTR-CODE: ARG, ALT, (Valeo), FOR ALT: 120A, OE-NO 06B903016E MTR-CODE: ARG, ALT, (Bosch), FOR ALT: 120A, OE-NO 06B903016B CA CA CA CA	<b>11,0X528Ld</b> <b>4PK855</b> <b>5PK1300</b> <b>AP9002</b> <b>AP9007</b>
1.8 Syncro/4motion	10/96-11/00	ADR, APT, ARG	92	1781	<b>CT919</b> <b>CT919K1</b> <b>CT919K2</b> <b>CT919K4</b>	PS AC ALT, PS, (VISCO) MTR-CODE: ARG, ALT, (Valeo), FOR ALT: 120A, OE-NO 06B903016E MTR-CODE: ARG, ALT, (Bosch), FOR ALT: 120A, OE-NO 06B903016B CA CA CA CA	<b>11,0X528Ld</b> <b>4PK855</b> <b>5PK1300</b> <b>AP9002</b> <b>AP9007</b>
1.8 T	10/96-11/00	AEB, ANB, APU	110	1781	<b>CT919</b> <b>CT919K1</b> <b>CT919K2</b> <b>CT919K4</b>	PS AC ALT, PS, (VISCO) ALT, (Valeo), FOR ALT: 120A, OE-NO 06B903016E ALT, (Bosch), FOR ALT: 120A, OE-NO 06B903016B CA CA CA CA	<b>11,0X528Ld</b> <b>4PK855</b> <b>5PK1300</b> <b>AP9002</b> <b>AP9007</b>
1.8 T Syncro	11/96-08/00	AEB	110	1781	<b>CT919K4</b>	ALT, (Bosch), FOR ALT: 120A, OE-NO 06B903016B	<b>AP9007</b>
1.9 TDI	08/98-11/00	AJM, ATJ	85	1896		AC ALT, PS ONLY WITH VD1090 ALT, (Bosch), FOR ALT: 70A, OE-NO 038	<b>4PK855</b> <b>5PK1432</b> <b>MS17</b> <b>AP9001</b>





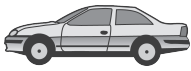
**VW**

**PASSAT (3B2)**



					<p>903 023 K, FOR ALT: 90A, OE-NO 038 903                  023 L, FOR ALT: 120A, OE-NO 028 903                  028 E, MTR-CODE: AJM / AUJ                  ALT, (Valeo), FOR ALT: 70A, OE-NO 038                  903 023 Q, FOR ALT: 90A, OE-NO 038 903                  023 R, FOR ALT: 120A, OE-NO 038 903                  023 S, MTR-CODE: AJM / AUJ                  ALT, (Hitachi), FOR ALT: 120A, OE-NO 028                  903 029 G, MTR-CODE: AJM / AUJ                  ALT, MTR-CODE: ATJ, CH-NO 3B-X-150                  001⇒, ⇒CH-NO 3B-Y-060 488, (Bosch),                  FOR ALT: 90A, OE-NO 028 903 029 A,                  FOR ALT: 120A, OE-NO 028 903 029 B                  ALT, MTR-CODE: ATJ, AJM, CH-NO 3B-Y-                  060 489⇒, (Valeo), FOR ALT: 120A, OE-                  NO 028 903 029 E                  ALT, MTR-CODE: ATJ, AJM, CH-NO 3B-X-                  150 001⇒, ⇒CH-NO 3B-Y-060 488, (Va                  leo), FOR ALT: 120A, OE-NO 028 903                  031 A</p> <p><b>AP9001</b> <b>AP9001</b> <b>AP9002</b> <b>AP9002</b> <b>AP9002</b> <b>AP9002</b> <b>VD1090</b></p> <p><b>CT1028</b> CA, MTR-CODE: ATJ, AJM  <b>CT1028K1</b> CA, MTR-CODE: AJM, ⇒MTR-NO 185 670  <b>CT1028K2</b> CA, MTR-CODE: ATJ  <b>CT1028K2</b> CA, MTR-CODE: AJM, MTR-NO 185 671⇒  <b>CT1028K4</b> CA, MTR-CODE: ATJ  <b>CT1028K4</b> CA, MTR-CODE: AJM, MTR-NO 185 671⇒  <b>CT1028K5</b> CA, MTR-CODE: AJM, ⇒MTR-NO 185 670  <b>CT1028WP6</b> CA, MTR-CODE: AJM, ⇒MTR-NO 185 670  <b>CT1028WP7</b> CA, MTR-CODE: ATJ  <b>CT1028WP7</b> CA, MTR-CODE: AJM, MTR-NO 185 671⇒</p>
02/00-11/00	AVB	74			<p>AC                  ALT, PS                  ALT, CH-NO 3B-X-150 001⇒, ⇒CH-NO 3B-                  Y-060 488, (Bosch), FOR ALT: 90A, OE-NO                  028 903 029 A, FOR ALT: 120A, OE-NO                  028 903 029 B                  ALT, CH-NO 3B-Y-060 489⇒, (Bosch), FOR                  ALT: 90A, OE-NO 028 903 029 S, FOR                  ALT: 120A, OE-NO 028 903 031                  ⇒CH-NO 3B-5E170 000, 3B-5-100 000</p> <p><b>4PK855</b> <b>5PK1432</b> <b>AP9002</b> <b>AP9002</b> <b>VD1090</b></p> <p><b>CT1028</b> CA  <b>CT1028K2</b> CA  <b>CT1028K4</b> CA  <b>CT1028WP7</b> CA</p>
10/96-11/00	AHU, AHH	66			<p>AC                  ALT, PS                  ALT, CH-NO 3B-X-150 000⇒, (Valeo), FOR                  ALT: 90A, OE-NO 028 903 027 T                  ALT, CH-NO 3B-X-150 001⇒, ⇒CH-NO 3B-                  Y-060 488, (Valeo), FOR ALT: 90A, OE-NO                  028 903 029 D, FOR ALT: 120A, OE-NO                  028 903 029 E                  CH-NO 3B-X-150 001⇒, ⇒CH-NO 3B-Y-                  060 488, ALT, (Bosch), FOR ALT: 90A, OE-                  NO 028 903 029 A, FOR ALT: 120A, OE-                  NO 028 903 029 B                  ALT, CH-NO 3B-Y-060 489⇒, (Valeo), FOR                  ALT: 120A, OE-NO 028 903 031 A                  ALT, (Bosch), CH-NO 3B-Y-060 489⇒, FOR                  ALT: 120A, OE-NO 028 903 031, 028 903                  029 S                  ALT, MTR-CODE: AHU, AHH, ⇒CH-NO 3B-                  X-150 000, (Bosch), FOR ALT: 70A, OE-NO                  028 903 027 Q, FOR ALT: 120A, OE-NO                  028 903 028                  ALT, MTR-CODE: AHU, ⇒CH-NO 3B-W-                  080 000, (Bosch), FOR ALT: 120A, OE-NO                  028 903 028F                  ALT, MTR-CODE: AHH, ⇒CH-NO 3B-X-150                  000, (Bosch), FOR ALT: 90A, OE-NO 028                  903 027 S</p> <p><b>4PK855</b> <b>5PK1592</b> <b>AP9002</b> <b>AP9002</b> <b>AP9002</b> <b>AP9002</b> <b>AP9002</b> <b>AP9002</b> <b>AP9002</b> <b>AP9002</b> <b>AP9002</b> <b>AP9032</b> <b>AP9032</b> <b>AP9032</b></p> <p><b>CT867</b> CA, MTR-CODE: AHU  <b>CT867K4</b> CA, MTR-CODE: AHU  <b>CT945</b> CA, MTR-CODE: AHH  <b>CT945K2</b> CA, MTR-CODE: AHH</p>
	AFN, AVG	81			<p>AC                  ALT, PS</p> <p><b>4PK855</b> <b>5PK1592</b></p>



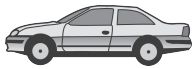


**VW**

**PASSAT (3B2)**

					<p>ALT, CH-NO 3B-X-150 000⇒, (Valeo), FOR ALT: 90A, OE-NO 028 903 027 T <b>AP9002</b></p> <p>ALT, CH-NO 3B-X-150 001⇒, ⇒CH-NO 3B-Y-060 488, (Valeo), FOR ALT: 90A, OE-NO 028 903 029 D, FOR ALT: 120A, OE-NO 028 903 029 E <b>AP9002</b></p> <p>ALT, CH-NO 3B-X-150 001⇒, ⇒CH-NO 3B-Y-060 488, (Bosch), FOR ALT: 90A, OE-NO 028 903 029 A, FOR ALT: 120A, OE-NO 028 903 029 B <b>AP9002</b></p> <p>ALT, CH-NO 3B-Y-060 489⇒, (Valeo), FOR ALT: 120A, OE-NO 028 903 031 A <b>AP9002</b></p> <p>ALT, (Bosch), CH-NO 3B-Y-060 489⇒, FOR ALT: 120A, OE-NO 028 903 031, 028 903 029 S <b>AP9002</b></p> <p>ALT, (Bosch), FOR ALT: 120A, OE-NO 028 903 026 G, MTR-CODE: AFN <b>AP9004</b></p> <p>ALT, MTR-CODE: AFN, ⇒CH-NO 3B-X-150 000, (Bosch), FOR ALT: 70A, OE-NO 028 903 027 Q <b>AP9032</b></p> <p>ALT, ⇒CH-NO 3B-X-150 000, MTR-CODE: AFN, AVG, (Bosch), FOR ALT: 120A, OE-NO 028 903 028 <b>AP9032</b></p>
				<p><b>CT867</b> <b>CT867K4</b> CA CA</p>	
1.9 TDI 4motion	08/99-11/00	AJM, ATJ	85	1896	<p>AC <b>4PK855</b></p> <p>ALT, PS <b>5PK1432</b></p> <p>ONLY WITH VD1090 <b>MS17</b></p> <p>ALT, (Bosch), FOR ALT: 70A, OE-NO 038 903 023 K, FOR ALT: 90A, OE-NO 038 903 023 L, FOR ALT: 120A, OE-NO 028 903 028 E, MTR-CODE: AJM / AUJ <b>AP9001</b></p> <p>ALT, (Valeo), FOR ALT: 70A, OE-NO 038 903 023 Q, FOR ALT: 90A, OE-NO 038 903 023 R, FOR ALT: 120A, OE-NO 038 903 023 S, MTR-CODE: AJM / AUJ <b>AP9001</b></p> <p>ALT, (Hitachi), FOR ALT: 120A, OE-NO 028 903 029 G, MTR-CODE: AJM / AUJ <b>AP9001</b></p> <p>ALT, MTR-CODE: ATJ, CH-NO 3B-X-150 001⇒, ⇒CH-NO 3B-Y-060 488, (Bosch), FOR ALT: 90A, OE-NO 028 903 029 A, FOR ALT: 120A, OE-NO 028 903 029 B <b>AP9002</b></p> <p>ALT, MTR-CODE: ATJ, AJM, CH-NO 3B-Y-060 489⇒, (Valeo), FOR ALT: 120A, OE-NO 028 903 029 E <b>AP9002</b></p> <p>ALT, MTR-CODE: ATJ, AJM, CH-NO 3B-X-150 001⇒, ⇒CH-NO 3B-Y-060 488, (Valeo), FOR ALT: 120A, OE-NO 028 903 031 A <b>AP9002</b></p> <p>CA, MTR-CODE: ATJ, AJM <b>VD1090</b></p> <p>CA, MTR-CODE: AJM, ⇒MTR-NO 185 670 <b>CT1028</b></p> <p>CA, MTR-CODE: ATJ <b>CT1028K1</b></p> <p>CA, MTR-CODE: ATJ <b>CT1028K2</b></p> <p>CA, MTR-CODE: AJM, CH-NO 185 671⇒ <b>CT1028K2</b></p> <p>CA, MTR-CODE: ATJ <b>CT1028K4</b></p> <p>CA, MTR-CODE: AJM, CH-NO 185 671⇒ <b>CT1028K4</b></p> <p>CA, MTR-CODE: AJM, ⇒MTR-NO 185 670 <b>CT1028K5</b></p> <p>CA, MTR-CODE: AJM, ⇒MTR-NO 185 670 <b>CT1028WP6</b></p> <p>CA, MTR-CODE: ATJ <b>CT1028WP7</b></p> <p>CA, MTR-CODE: AJM, CH-NO 185 671⇒ <b>CT1028WP7</b></p>
1.9 TDI Syncro/4motion	10/96-11/00	AFN, AVG	81	1896	<p>AC <b>4PK855</b></p> <p>ALT, PS <b>5PK1592</b></p> <p>ALT, CH-NO 3B-X-150 000⇒, (Valeo), FOR ALT: 90A, OE-NO 028 903 027 T <b>AP9002</b></p> <p>ALT, CH-NO 3B-X-150 001⇒, ⇒CH-NO 3B-Y-060 488, (Valeo), FOR ALT: 90A, OE-NO 028 903 029 D, FOR ALT: 120A, OE-NO 028 903 029 E <b>AP9002</b></p> <p>ALT, CH-NO 3B-X-150 001⇒, ⇒CH-NO 3B-Y-060 488, (Bosch), FOR ALT: 90A, OE-NO 028 903 029 A, FOR ALT: 120A, OE-NO 028 903 029 B <b>AP9002</b></p> <p>ALT, CH-NO 3B-Y-060 489⇒, (Valeo), FOR ALT: 120A, OE-NO 028 903 031 A <b>AP9002</b></p> <p>ALT, (Bosch), CH-NO 3B-Y-060 489⇒, FOR ALT: 120A, OE-NO 028 903 031, 028 903 029 S <b>AP9002</b></p> <p>ALT, (Bosch), FOR ALT: 120A, OE-NO 028 903 028 <b>AP9004</b></p>



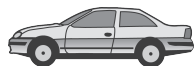


**VW**

**PASSAT (3B2)**

						903 026 G, MTR-CODE: AFN ALT, MTR-CODE: AFN, ⇒CH-NO 3B-X-150 000, (Bosch), FOR ALT: 70A, OE-NO 028 903 027 Q ALT, ⇒CH-NO 3B-X-150 000, MTR-CODE: AFN, AVG, (Bosch), FOR ALT: 120A, OE-NO 028 903 028	<b>AP9032</b> <b>AP9032</b>
					<b>CT867</b> <b>CT867K4</b>	CA CA	
2.3 VR5	10/96-11/00	AGZ	110	2324		ALT, PS, WP, (VISCO) ALT, PS, AC, WP, (VISCO)	<b>6PK1660</b> <b>6PK2370</b>
2.3 VR5 Syncro/4motion	10/97-11/00	AGZ	110	2324		ALT, PS, WP, (VISCO) ALT, PS, AC, WP, (VISCO)	<b>6PK1660</b> <b>6PK2370</b>
2.5 TDI	07/98-11/00	AKN, AFB	110	2496		AC ALT ALT, AC ONLY WITH VD1032	<b>4PK1237</b> <b>6PK2404</b> <b>6PK2404D1</b> <b>MS19</b> <b>VD1032</b>
					<b>CT1015</b> <b>CT1015K1</b> <b>CT1015K2</b> <b>CT1015WP1</b> <b>CT1018</b> <b>CT1018K1</b>	CA CA CA CA, MTR-CODE: AKN INJP INJP	
2.5 TDI Syncro/4motion	12/98-11/00	AKN, AFB	110	2496		AC ALT ALT, AC ONLY WITH VD1032	<b>4PK1237</b> <b>6PK2404</b> <b>6PK2404D1</b> <b>MS19</b> <b>VD1032</b>
					<b>CT1015</b> <b>CT1015K1</b> <b>CT1015K2</b> <b>CT1015WP1</b> <b>CT1018</b> <b>CT1018K1</b>	CA CA CA CA, MTR-CODE: AKN INJP INJP	
2.8 Syncro	05/97-09/99	AGE	132	2771		ALT, (-AC) ALT, (AC) CA CA CA CA	<b>6PK1760</b> <b>6PK1880</b>
					<b>CT920</b> <b>CT920K1</b> <b>CT920K2</b> <b>CT920WP3</b>		
2.8 V6	05/97-09/99	AGE	132	2771		ALT, (-AC) ALT, (AC) CA CA CA CA	<b>6PK1760</b> <b>6PK1880</b>
					<b>CT920</b> <b>CT920K1</b> <b>CT920K2</b> <b>CT920WP3</b>		
	09/99-11/00	ATX, BBG	140			ALT, (-AC) ALT, (AC) CA CA CA CA	<b>6PK1760</b> <b>6PK1880</b>
					<b>CT920</b> <b>CT920K1</b> <b>CT920K2</b> <b>CT920WP3</b>		
	08/96-11/00	ACK, APR, AQD	142			ALT, (-AC) ALT, (AC) CA CA CA CA	<b>6PK1760</b> <b>6PK1880</b>
					<b>CT920</b> <b>CT920K1</b> <b>CT920K2</b> <b>CT920WP3</b>		
2.8 V6 4motion	09/99-11/00	ATX	140	2771		CA CA CA CA	
					<b>CT920</b> <b>CT920K1</b> <b>CT920K2</b> <b>CT920WP3</b>		
2.8 V6 Syncro/4motion	10/96-11/00	ACK, APR, AQD, ALG	142	2771		ALT, (-AC) ALT, (AC) CA CA CA CA	<b>6PK1760</b> <b>6PK1880</b>
					<b>CT920</b> <b>CT920K1</b> <b>CT920K2</b> <b>CT920WP3</b>		
<b>PASSAT (3B3)</b> 1.6	11/00-05/05	ALZ	75	1595		AC ALT, PS ALT, (Valeo), FOR ALT: 120A, OE-NO 06B 903 023 E ALT, (Bosch), FOR ALT: 120A, OE-NO 06B903016B	<b>4PK855</b> <b>5PK1300</b> <b>AP9002</b> <b>AP9007</b>
					<b>CT908</b> <b>CT908K1</b>	CA CA	





**VW**

**PASSAT (3B3)**

↔							
					<b>CT908WP1</b>	CA	
1.8 T	02/01-05/05	AWM	125	1781		AC ALT ALT, (Valeo), FOR ALT: 120A, OE-NO 028 903 016 E	<b>4PK855</b> <b>5PK1300</b> <b>AP9002</b>
					<b>CT909</b> <b>CT909K10</b>	CA CA	
1.8 T 20V	11/00-05/05	AWT, AWL	110	1781		AC ALT, PS ALT, (Valeo), FOR ALT: 120A, OE-NO 028 903 016 E, MTR-CODE: AWT	<b>4PK855</b> <b>5PK1300</b> <b>AP9002</b>
					<b>CT909</b> <b>CT909K10</b>	CA CA	
1.8 T 4motion	03/01-05/05	AWM	125	1781		AC ALT, PS, FAN ALT, (Valeo), FOR ALT: 120A, OE-NO 028 903 016 E	<b>4PK855</b> <b>5PK1300</b> <b>AP9002</b>
					<b>CT909</b> <b>CT909K10</b>	CA CA	
1.9 TDI	11/00-05/05	AVB	74	1896		AC ALT, PS ⇒CH-NO 3B-5E170 000, 3B-5-100 000, ONLY WITH VD1090 CH-NO 3B-5E170 001⇒, 3B-5-100 001⇒, ONLY WITH VD1090 ALT, CH-NO 3B-X-150 001⇒, ⇒CH-NO 3B-Y-060 488, (Bosch), FOR ALT: 90A, OE-NO 028 903 029 A, FOR ALT: 120A, OE-NO 028 903 029 B ALT, CH-NO 3B-Y-060 489⇒, (Bosch), FOR ALT: 90A, OE-NO 028 903 029 S, FOR ALT: 120A, OE-NO 028 903 031 ⇒CH-NO 3B-5E170 000, 3B-5-100 000	<b>4PK855</b> <b>5PK1432</b> <b>MS17</b> <b>MS18</b> <b>AP9002</b> <b>AP9002</b> <b>VD1090</b>
					<b>CT1028</b> <b>CT1028K2</b> <b>CT1028K3</b> <b>CT1028K4</b> <b>CT1028WP4</b> <b>CT1028WP7</b>	MTR-CODE: AVB, CA, WP MTR-CODE: AVB, CA, WP, ⇒CH-NO 3B-2-500 000, ⇒MODEL '02 CA, WP, CH-NO 3B-3-000 001⇒, MODEL '03⇒ MTR-CODE: AVB, CA, WP, ⇒CH-NO 3B-2-500 000, ⇒MODEL '02 MTR-CODE: AVB, CA, WP, CH-NO 3B-3-000 001⇒, MODEL '03⇒ MTR-CODE: AVB, CA, WP, ⇒CH-NO 3B-2-500 000, ⇒MODEL '02	
		AVF, AWX	96			AC ALT, PS ⇒CH-NO 3B-5E170 000, 3B-5-100 000, ONLY WITH VD1090 CH-NO 3B-5E170 001⇒, 3B-5-100 001⇒, ONLY WITH VD1090 ALT, (Bosch), FOR ALT: 90A, OE-NO 028 903 029 S, FOR ALT: 120A, OE-NO 028 903 031, FOR ALT: 150A, OE-NO 028 903 029 N ALT, (Valeo), FOR ALT: 90A, OE-NO 028 903 029 T, FOR ALT: 120A, OE-NO 028 903 031 A, FOR ALT: 140A, OE-NO 028 903 029 R ⇒CH-NO 3B-5E170 000, 3B-5-100 000	<b>4PK855</b> <b>5PK1432</b> <b>MS17</b> <b>MS18</b> <b>AP9002</b> <b>AP9002</b> <b>VD1090</b>
					<b>CT1028</b> <b>CT1028K2</b> <b>CT1028K3</b> <b>CT1028K4</b> <b>CT1028WP4</b> <b>CT1028WP7</b>	MTR-CODE: AVF, AWX, CA, WP MTR-CODE: AVF, AWX, CA, WP, ⇒CH-NO 3B-2-500 000, ⇒MODEL '02 MTR-CODE: AVF, AWX, CA, WP, CH-NO 3B-3-000 001⇒, MODEL '03⇒ MTR-CODE: AVF, AWX, CA, WP, ⇒CH-NO 3B-2-500 000, ⇒MODEL '02 MTR-CODE: AVF, AWX, CA, WP, CH-NO 3B-3-000 001⇒, MODEL '03⇒ MTR-CODE: AVF, AWX, CA, WP, ⇒CH-NO 3B-2-500 000, ⇒MODEL '02	
1.9 TDI 4motion	11/00-05/05	AVF	96	1896		AC ALT, PS ⇒CH-NO 3B-5E170 000, 3B-5-100 000, ONLY WITH VD1090 CH-NO 3B-5E170 001⇒, 3B-5-100 001⇒, ONLY WITH VD1090 ALT, (Bosch), FOR ALT: 90A, OE-NO 028 903 029 S, FOR ALT: 120A, OE-NO 028	<b>4PK855</b> <b>5PK1432</b> <b>MS17</b> <b>MS18</b> <b>AP9002</b>



VW





**VW**

**PASSAT (3B3)**

					<p>903 031, FOR ALT: 150A, OE-NO 028 903 029 N ALT, (Valeo), FOR ALT: 90A, OE-NO 028 903 029 T, FOR ALT: 120A, OE-NO 028 903 031 A, FOR ALT: 140A, OE-NO 028 903 029 R ⇒CH-NO 3B-5E170 000, 3B-5-100 000 MTR-CODE: AVF, AWX, CA, WP MTR-CODE: AVF, AWX, CA, WP, ⇒CH-NO 3B-2-500 000, ⇒MODEL '02 MTR-CODE: AVF, AWX, CA, WP, CH-NO 3B-3-000 001⇒, MODEL '03⇒ MTR-CODE: AVF, AWX, CA, WP, ⇒CH-NO 3B-2-500 000, ⇒MODEL '02 MTR-CODE: AVF, AWX, CA, WP, CH-NO 3B-3-000 001⇒, MODEL '03⇒ MTR-CODE: AVF, AWX, CA, WP, ⇒CH-NO 3B-2-500 000, ⇒MODEL '02</p>	<p><b>AP9002</b> <b>VD1090</b></p>
2.0	11/00-05/05	AZM, BFF	85	1984	<p>AC ALT, PS ALT, (Valeo), FOR ALT: 120A, OE-NO 06B 903 016 E MTR-CODE: AZM, ALT, (Bosch), FOR ALT: 120A, OE-NO 06B903016B CA CA CA</p>	<p><b>4PK855</b> <b>5PK1300</b> <b>AP9002</b> <b>AP9007</b></p>
	11/01-05/05	ALT	96		<p>AC ALT, PS ALT, (Valeo), FOR ALT: 120A, OE-NO 06B 903 016 AD CA CA, MTR-CODE: ALT CA, MTR-CODE: ALT</p>	<p><b>4PK855</b> <b>5PK1300</b> <b>AP9002</b></p>
2.0 4motion	11/00-05/05	AZM	85	1984	<p>AC ALT, PS ALT, (Valeo), FOR ALT: 120A, OE-NO 06B 903 016 E ALT, (Bosch), FOR ALT: 120A, OE-NO 06B903016B CA CA CA</p>	<p><b>4PK855</b> <b>5PK1300</b> <b>AP9002</b> <b>AP9007</b></p>
2.0 TDI	12/03-05/05	BGW, BHW	100	1968	<p>AC ALT, PS ALT, (Bosch), FOR ALT: 90A, OE-NO 028 903 029 S, FOR ALT: 120A, OE-NO 028 903 031 ALT, (Valeo), FOR ALT: 90A, OE-NO 028 903 029 T, FOR ALT: 120A, OE-NO 028 903 031 A CA CA, MTR-CODE: BGW</p>	<p><b>4PK855</b> <b>5PK1432</b> <b>AP9002</b> <b>AP9002</b></p>
2.3 V5	11/00-05/05	AZX	125	2324	<p>ALT, PS ALT, PS, AC</p>	<p><b>6PK1660</b> <b>6PK2370</b></p>
2.3 V5 4motion	11/00-05/05	AZX	125	2324	<p>ALT, PS ALT, PS, AC</p>	<p><b>6PK1660</b> <b>6PK2370</b></p>
2.5 TDI	11/00-05/05	AKN, AFB	110	2496	<p>AC ALT ALT, AC, MTR-CODE: AFB, AKN ONLY WITH VD1032 CA CA CA CA, MTR-CODE: AKN INJP, MTR-CODE: AFB, AKN INJP, MTR-CODE: AFB, AKN</p>	<p><b>4PK1237</b> <b>6PK2404</b> <b>6PK2404D1</b> <b>MS19</b> <b>VD1032</b></p>
	05/03-05/05	BDG	120		<p>AC ALT ALT, AC ONLY WITH VD1032 CA CA CA CA INJP</p>	<p><b>4PK1237</b> <b>6PK2404</b> <b>6PK2404D1</b> <b>MS19</b> <b>VD1032</b></p>




**VW**
**PASSAT (3B3)**

↩					<b>CT1018K1</b>	INJP	
2.5 TDI 4motion	11/00-05/05	AKN, AFB	110	2496	<b>CT1015</b> <b>CT1015K1</b> <b>CT1015K2</b> <b>CT1015WP1</b> <b>CT1018</b> <b>CT1018K1</b>	AC ALT ALT, AC, MTR-CODE: AFB, AKN ONLY WITH VD1032  CA CA CA CA, MTR-CODE: AKN INJP, MTR-CODE: AFB, AKN INJP, MTR-CODE: AFB, AKN	<b>4PK1237</b> <b>6PK2404</b> <b>6PK2404D1</b> <b>MS19</b> <b>VD1032</b>
	01/03-05/05	BAU, BDH	132		<b>CT1015</b> <b>CT1015K1</b> <b>CT1015K2</b> <b>CT1015WP1</b> <b>CT1018</b> <b>CT1018K1</b>	AC ALT ALT, AC ONLY WITH VD1032  CA CA CA CA INJP INJP	<b>4PK1237</b> <b>6PK2404</b> <b>6PK2404D1</b> <b>MS19</b> <b>VD1032</b>
2.8	05/02-05/03	AMX, ATQ	142	2771	<b>CT920</b> <b>CT920K1</b> <b>CT920K2</b> <b>CT920WP3</b>	ALT, (-AC) ALT, (AC)  CA CA CA CA	<b>6PK1760</b> <b>6PK1880</b>
2.8 4motion	11/00-05/05	AMX, ATQ	142	2771	<b>CT920</b> <b>CT920K1</b> <b>CT920K2</b> <b>CT920WP3</b>	ALT, (-AC) ALT, (AC)  CA CA CA CA	<b>6PK1760</b> <b>6PK1880</b>
4.0 W8 4motion	09/01-05/05	BDN, BDP	202	3999		ALT	<b>7DPK2569</b>
<b>PASSAT (3C2)</b>							
1.4 TSI	05/07-07/10	CAXA	90	1390		ALT, (-AC) ALT, (AC) ALT, (Valeo), OE-NO 03C 903 023 G, FOR ALT: 110A, OE-NO 03C 903 023 C, FOR ALT: 140A ALT, (Bosch), OE-NO 03C 903 023 A, FOR ALT: 140A	<b>6PK1090</b> <b>6PK1733</b> <b>AP9012</b>  <b>AP9012</b>
1.4 TSI EcoFuel	01/09-07/10	CDGA	110	1390		AIRC ALT, (-AC) ALT, (AC) ALT, (Valeo), FOR ALT: 140A, OE-NO 03C903023G	<b>5PK491</b> <b>6PK1600</b> <b>6PK1698</b> <b>AP9012</b>
1.6	05/05-07/10	BSE, BSF	75	1595	<b>CT908</b> <b>CT908K1</b> <b>CT908WP1</b>	ALT, AC ALT, (Bosch), FOR ALT: 140A, OE-NO 06F903023F ALT, (Valeo), FOR ALT: 140A, OE-NO 06F903023C  CA CA CA	<b>6PK1045</b> <b>AP9001</b>  <b>AP9001</b>
1.6 FSI	03/05-06/08	BLF	85	1598		ALT, PS, AC ALT, (Valeo), OE-NO 03C 903 023 C, FOR ALT: 140A ALT, (Bosch), OE-NO 03C 903 023 A, FOR ALT: 140A	<b>6PK1733</b> <b>AP9012</b>  <b>AP9012</b>
1.6 TDI	08/09-07/10	CAYC	77	1598	<b>CT1139</b> <b>CT1139K1</b> <b>CT1139WP1</b>  <b>CT1139WP4</b>	MTR-CODE: CAYC, ALT, (AC) MTR-CODE: CAYC, ALT, (-AC) MTR-CODE: CAYC, ALT, (-AC)  ONLY WITH VD1076 ALT, (Bosch), FOR ALT: 180A, OE-NO 03L903023D ALT, (Valeo), FOR ALT: 180A, OE-NO 03L903023B MTR-CODE: CAYB, CAYC, ⇨10/2009 MTR-CODE: CAYB, CAYC, 11/2009⇨ MTR-CODE: CAYB, CAYC, CA MTR-CODE: CAYB, CAYC, CA, ⇨11/2010 MTR-CODE: CAYC, CA, WP, ⇨CH-NO 3C- B-050 000, ⇨11/2010 MTR-CODE: CAYC, CA, WP, CH-NO 3C-B-	<b>6PK1070</b> <b>6PK842 ELAST</b> <b>6PK842 ELAST</b> <b>T1</b> <b>MS18</b> <b>AP9001</b>  <b>AP9001</b>  <b>VD1076</b> <b>VD1111</b>



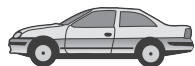


**VW**

**PASSAT (3C2)**

200 001 ⇄, ⇄ 11/2010						
1.8 TSI	05/07-07/10	BZB, CDA A	118	1798	<p>ALT ALT, (Bosch), FOR ALT: 140A, OE-NO 06B903016AB ALT, (Valeo), FOR ALT: 140A, OE-NO 06D903016A, 06J0903023C WP</p> <p><b>CT1143</b></p>	<p><b>6PK1120</b> <b>AP9009</b></p> <p><b>AP9009</b></p>
	11/09-07/10	CDAB, CGYA	112		<p>ALT, (AC) ALT, (Bosch), FOR ALT: 140A, OE-NO 06B903016AB ALT, (Valeo), FOR ALT: 140A, OE-NO 06J903023C WP</p> <p><b>CT1143</b></p>	<p><b>6PK1120</b> <b>AP9009</b></p> <p><b>AP9009</b></p>
1.9 TDI	03/05-11/08	BKC, BLS, BXE	77	1896	<p>ALT, (AC) ALT, (AC) ONLY WITH VD1076 ALT, (Bosch), FOR ALT: 110A, OE-NO 06F903023D, FOR ALT: 140A, OE-NO 06F903023F ALT, (Valeo), FOR ALT: 110A, OE-NO 06F903023E, FOR ALT: 140A, OE-NO 06F903023C</p> <p><b>CT1028</b> <b>CT1028K3</b> <b>CT1028WP3</b></p> <p>CA, WP CA, WP CA, WP</p>	<p><b>6PK1050</b> <b>6PK1050D2</b> <b>MS18</b> <b>AP9001</b></p> <p><b>AP9001</b></p> <p><b>VD1076</b></p>
					<p>MTR-CODE: CBAA, CBAB, CBAC, ALT, (AC) MTR-CODE: CBAA, CBAB, CBAC, ALT, (-AC) MTR-CODE: CBAA, CBAB, CBAC, ALT, (-AC) ONLY WITH VD1076 ALT, (Bosch), FOR ALT: 140A, OE-NO 06F903023F, FOR ALT: 180A, OE-NO 03G903023 ALT, (Valeo), FOR ALT: 140A, OE-NO 06F903023C, FOR ALT: 180A, OE-NO 03L903023E MTR-CODE: CBAA, CBAB, CBAC</p> <p><b>CT1134</b> <b>CT1134K1</b> <b>CT1134WP2</b></p> <p>MTR-CODE: CBAA, CBAB, CBAC, CA MTR-CODE: CBAA, CBAB, CBAC, CA MTR-CODE: CBAA, CBAB, CBAC, CA, WP</p>	<p><b>6PK1070</b></p> <p><b>6PK842 ELAST</b></p> <p><b>6PK842 ELAST T1</b> <b>MS18</b> <b>AP9001</b></p> <p><b>AP9001</b></p> <p><b>VD1076</b></p>
2.0 FSI	03/05-07/10	BLY, BLR, BVY, BVZ	110	1984	<p>ALT, (AC) ALT, (Bosch), FOR ALT: 140A, OE-NO 06F903023F ALT, (Valeo), FOR ALT: 140A, OE-NO 06F903023C</p> <p><b>CT1088</b> <b>CT1088K1</b></p> <p>CA CA</p>	<p><b>6PK1045</b> <b>AP9001</b></p> <p><b>AP9001</b></p> <p><b>VD1107</b></p>
	07/05-07/10	AXX, BWA, BPY, CAWB, CCTA, CBFA, CCZA	147		<p>MTR-CODE: BPY, AXX, BWA, ALT, (AC) MTR-CODE: CCTA, CCZA, CBFA, CAWB, ALT, (AC) ALT, (Bosch), FOR ALT: 140A, OE-NO 06F903023F ALT, (Valeo), FOR ALT: 140A, OE-NO 06F903023C ALT, (Bosch), FOR ALT: 140A, OE-NO 06B903016AB ALT, (Valeo), FOR ALT: 140A, OE-NO 06D903016A, 06J903023C MTR-CODE: CCTA, CAWB, CCZA</p> <p><b>CT1088</b> <b>CT1088K1</b> <b>CT1143</b></p> <p>MTR-CODE: BPY, AXX, BWA, CA, WP CA, MTR-CODE: BPY, AXX, BWA WP, MTR-CODE: CCTA, CCZA, CBFA, CAWB</p>	<p><b>6PK1054</b> <b>6PK1120</b></p> <p><b>AP9001</b></p> <p><b>AP9001</b></p> <p><b>AP9009</b></p> <p><b>AP9009</b></p> <p><b>AP9009</b></p>
	08/07-07/10	CCTB	125		<p>ALT, (AC) ALT, (Bosch), FOR ALT: 140A, OE-NO 06B903016AB ALT, (Valeo), FOR ALT: 140A, OE-NO 06D903016A, 06J903023C WP</p> <p><b>CT1143</b></p>	<p><b>6PK1120</b> <b>AP9009</b></p> <p><b>AP9009</b></p>
2.0 FSI 4motion	09/05-07/10	BLX, BLY, BVX	110	1984	<p>ALT ALT, (Bosch), FOR ALT: 140A, OE-NO 06F903023F ALT, (Valeo), FOR ALT: 140A, OE-NO 06F903023C</p>	<p><b>6PK1045</b> <b>AP9001</b></p> <p><b>AP9001</b></p>





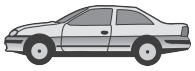
**VW**

**PASSAT (3C2)**

					<b>CT1088</b> <b>CT1088K1</b>	CA CA	<b>VD1107</b>
2.0 TDI	08/05-	BMR, CBBB	125	1968		MTR-CODE: BMR, ALT, (AC) MTR-CODE: BMR, ALT, (AC) MTR-CODE: CBBB, ALT, (AC) MTR-CODE: CBBB, ALT, (-AC) MTR-CODE: CBBB, ALT, (-AC)  MTR-CODE: BMR, ALT, (-AC) ONLY WITH VD1076 ALT, (Bosch), FOR ALT: 140A, OE-NO 06F903023F, FOR ALT: 180A, OE-NO 03G903023, MTR-CODE: BMR ALT, (Valeo), FOR ALT: 140A, OE-NO 06F903023C, FOR ALT: 180A, OE-NO 021 903 026 L, MTR-CODE: BMR MTR-CODE: BMR, CBBB	<b>6PK1050</b> <b>6PK1050D2</b> <b>6PK1070</b> <b>6PK842 ELAST</b> <b>6PK842 ELAST T1</b> <b>6PK948</b> <b>MS18</b> <b>AP9001</b>  <b>AP9001</b>  <b>VD1076</b>
					<b>CT1051</b> <b>CT1051K1</b>	MTR-CODE: BMR, CA, WP	
					<b>CT1051K2</b>	MTR-CODE: BMR, CA, WP, ⇒CH-NO 3C-6-300 000	
					<b>CT1051WP1</b>	MTR-CODE: BMR, CA, WP, ⇒CH-NO 3C-6-300 000	
					<b>CT1051WP2</b>	MTR-CODE: BMR, CA, WP, CH-NO 3C-7-000 001⇒	
					<b>CT1134</b> <b>CT1134K1</b> <b>CT1134WP1</b>	MTR-CODE: CBBB, CA, WP MTR-CODE: CBBB, CA, WP MTR-CODE: CBBB, CA, WP	
	03/05-	BMP	103			ALT, AC ALT, AC ONLY WITH VD1076 ALT, (Bosch), FOR ALT: 140A, OE-NO 06F903023F, FOR ALT: 180A, OE-NO 03G903023 ALT, (Valeo), FOR ALT: 140A, OE-NO 06F903023C, FOR ALT: 180A, OE-NO 021903023L MTR-CODE: BMP	<b>6PK1050</b> <b>6PK1050D2</b> <b>MS18</b> <b>AP9001</b>  <b>AP9001</b>  <b>VD1076</b>
					<b>CT1028</b> <b>CT1028K3</b> <b>CT1028WP4</b>	CA, WP CA, WP CA, WP	
	08/05-07/06	BVE	90			MTR-CODE: BVE, ALT, (AC) MTR-CODE: BVE, ALT, (AC) MTR-CODE: BVE, ALT, (-AC) ALT, (Bosch), FOR ALT: 140A, OE-NO 06F903023F, FOR ALT: 180A, OE-NO 03G903023 ALT, (Valeo), FOR ALT: 140A, OE-NO 06F903023C, FOR ALT: 180A, OE-NO 021 903 026 L	<b>6PK1050</b> <b>6PK1050D2</b> <b>6PK948</b> <b>AP9001</b>  <b>AP9001</b>
					<b>CT1051</b> <b>CT1051K1</b>	MTR-CODE: BVE, CA, WP MTR-CODE: BVE, CA, WP, ⇒CH-NO 3C-6-300 000	
					<b>CT1051K2</b>	MTR-CODE: BVE, CA, WP, CH-NO 3C-7-000 001⇒	
					<b>CT1051WP1</b>	CA, WP, ⇒CH-NO 3C-6-300 000, MTR-CODE: BVE	
					<b>CT1051WP2</b>	CA, WP, CH-NO 3C-7-000 001⇒, MTR-CODE: BVE	
	08/05-	BUZ	120			MTR-CODE: BUZ, ALT, (AC) MTR-CODE: BUZ, ALT, (AC) ALT, (Bosch), FOR ALT: 140A, OE-NO 06F903023F, FOR ALT: 180A, OE-NO 03G903023 ALT, FOR ALT: 140A, OE-NO 06F903023C, FOR ALT: 180A, OE-NO 021903026L	<b>6PK1050</b> <b>6PK1050D2</b> <b>AP9001</b>  <b>AP9001</b>
					<b>CT1051</b> <b>CT1051K1</b>	MTR-CODE: BUZ, CA, WP MTR-CODE: BUZ, CA, WP, ⇒CH-NO 3C-6-300 000	
					<b>CT1051K2</b>	MTR-CODE: BUZ, CA, WP, CH-NO 3C-7-000 001⇒	
					<b>CT1051WP1</b>	MTR-CODE: BUZ, CA, WP, ⇒CH-NO 3C-6-300 000	
					<b>CT1051WP2</b>	MTR-CODE: BUZ, CA, WP, CH-NO 3C-7-000 001⇒	
	03/05-11/10	BMA, CBAA	100			MTR-CODE: BMA, ALT, (AC)	<b>6PK1050</b>



VW



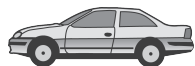
**VW**

PASSAT (3C2)



					<p>MTR-CODE: BMA, ALT, (AC) MTR-CODE: CBAA, CBAB, CBAC, ALT, (AC) MTR-CODE: CBAA, CBAB, CBAC, ALT, (-AC) MTR-CODE: CBAA, CBAB, CBAC, ALT, (-AC) MTR-CODE: BMA, ALT, (-AC) ONLY WITH VD1076 ALT, (Bosch), FOR ALT: 140A, OE-NO 06F903023F, FOR ALT: 180A, OE-NO 03G903023, MTR-CODE: CBAA ALT, (Valeo), FOR ALT: 140A, OE-NO 06F903023C, FOR ALT: 180A, OE-NO 021903023L, MTR-CODE: CBAA MTR-CODE: BMA, CBAA, CBAB, CBAC</p>	<p>6PK1050D2 6PK1070 6PK842 ELAST 6PK842 ELAST T1 6PK948 MS18 AP9001 AP9001 VD1076</p>	
	11/05-05/07	BWV	88		<p>CT1051 CT1051K1 CT1051K2 CT1051WP1 CT1051WP2 CT1134 CT1134K1 CT1134WP2</p> <p>MTR-CODE: BMA, CA, WP MTR-CODE: BMA, CA, WP, ⇒CH-NO 3C-6-300 000 MTR-CODE: BMA, CA, WP, CH-NO 3C-7-000 001⇒ MTR-CODE: BMA, CA, WP, ⇒CH-NO 3C-6-300 000 MTR-CODE: BMA, CA, WP, CH-NO 3C-7-000 001⇒ MTR-CODE: CBAA, CBAB, CBAC, CA, WP MTR-CODE: CBAA, CBAB, CBAC, CA, WP MTR-CODE: CBAA, CBAB, CBAC, CA, WP</p>	<p>MTR-CODE: BWV, ALT, (AC) MTR-CODE: BWV, ALT, (AC) ONLY WITH VD1076 ALT, (Bosch), FOR ALT: 140A, OE-NO 06F903023F, FOR ALT: 180A, OE-NO 03G903023 ALT, (Valeo), FOR ALT: 140A, OE-NO 06F903023C, FOR ALT: 180A, OE-NO 021 903 026 L MTR-CODE: BWV</p>	<p>6PK1050 6PK1050D2 MS18 AP9001 AP9001 VD1076</p>
	11/08-07/10	CBDC	81		<p>CT1051 CT1051K1 CT1051K2 CT1051WP1 CT1051WP2 CT1134 CT1134K1 CT1134WP2</p> <p>MTR-CODE: BWV, CA, WP MTR-CODE: BWV, CA, WP, ⇒CH-NO 3C-6-300 000 MTR-CODE: BWV, CA, WP, CH-NO 3C-7-000 001⇒ MTR-CODE: BWV, CA, WP, ⇒CH-NO 3C-6-300 000 MTR-CODE: BWV, CA, WP, CH-NO 3C-7-000 001⇒ MTR-CODE: CBDC, ALT, (AC) MTR-CODE: CBDC, ALT, (-AC) MTR-CODE: CBDC, ALT, (-AC) ONLY WITH VD1076 ALT, (Bosch), FOR ALT: 140A, OE-NO 06F903023F, FOR ALT: 180A, OE-NO 03G903023 ALT, (Valeo), FOR ALT: 140A, OE-NO 06F903023C, FOR ALT: 180A, OE-NO 03L903023E MTR-CODE: CBDC MTR-CODE: CBDC, CA MTR-CODE: CBDC, CA MTR-CODE: CBDC, CA, WP</p>	<p>MTR-CODE: CBDC, ALT, (AC) MTR-CODE: CBDC, ALT, (-AC) MTR-CODE: CBDC, ALT, (-AC) ONLY WITH VD1076 ALT, (Bosch), FOR ALT: 140A, OE-NO 06F903023F, FOR ALT: 180A, OE-NO 03G903023 ALT, (Valeo), FOR ALT: 140A, OE-NO 06F903023C, FOR ALT: 180A, OE-NO 03L903023E MTR-CODE: CBDC MTR-CODE: CBDC, CA MTR-CODE: CBDC, CA MTR-CODE: CBDC, CA, WP</p>	<p>6PK1070 6PK842 ELAST 6PK842 ELAST T1 MS18 AP9001 AP9001 VD1076</p>
2.0 TDI 16V	03/05-	BKP, CBAB	103	1968	<p>CT1134 CT1134K1 CT1134WP2</p> <p>MTR-CODE: BKP, ALT, (AC) MTR-CODE: BKP, ALT, (AC) MTR-CODE: CBAA, CBAB, CBAC, ALT, (AC) MTR-CODE: CBAA, CBAB, CBAC, ALT, (-AC) MTR-CODE: CBAA, CBAB, CBAC, ALT, (-AC) MTR-CODE: BKP, ALT, (-AC) ONLY WITH VD1076 ALT, (Bosch), FOR ALT: 140A, OE-NO 06F903023F, FOR ALT: 180A, OE-NO 03G903023, MTR-CODE: BKP ALT, (Valeo), FOR ALT: 140A, OE-NO 06F903023C, FOR ALT: 180A, OE-NO 021903023L, MTR-CODE: BKP</p>	<p>MTR-CODE: BKP, ALT, (AC) MTR-CODE: BKP, ALT, (AC) MTR-CODE: CBAA, CBAB, CBAC, ALT, (AC) MTR-CODE: CBAA, CBAB, CBAC, ALT, (-AC) MTR-CODE: CBAA, CBAB, CBAC, ALT, (-AC) MTR-CODE: BKP, ALT, (-AC) ONLY WITH VD1076 ALT, (Bosch), FOR ALT: 140A, OE-NO 06F903023F, FOR ALT: 180A, OE-NO 03G903023, MTR-CODE: BKP ALT, (Valeo), FOR ALT: 140A, OE-NO 06F903023C, FOR ALT: 180A, OE-NO 021903023L, MTR-CODE: BKP</p>	<p>6PK1050 6PK1050D2 6PK1070 6PK842 ELAST 6PK842 ELAST T1 6PK948 MS18 AP9001 AP9001</p>





**VW**

**PASSAT (3C2)**

					<p><b>CT1051</b> <b>CT1051K1</b> <b>CT1051K2</b> <b>CT1051WP1</b> <b>CT1051WP2</b> <b>CT1134</b> <b>CT1134K1</b> <b>CT1134WP2</b></p>	<p>MTR-CODE: BKP, CBAA, CBAB, CBAC MTR-CODE: BKP, CA, WP MTR-CODE: BKP, CA, WP, ⇒CH-NO 3C-6-300 000 MTR-CODE: BKP, CA, WP, CH-NO 3C-7-000 001⇒ MTR-CODE: BKP, CA, WP, ⇒CH-NO 3C-6-300 000 MTR-CODE: BKP, CA, WP, CH-NO 3C-7-000 001⇒ MTR-CODE: CBAA, CBAB, CBAC, CA, WP MTR-CODE: CBAA, CBAB, CBAC, CA, WP MTR-CODE: CBAA, CBAB, CBAC, CA, WP</p>	<p><b>VD1076</b></p>
2.0 TDI 16V 4motion	03/05-	BKP, CBAB	103	1968	<p><b>CT1051</b> <b>CT1051K1</b> <b>CT1051K2</b> <b>CT1051WP1</b> <b>CT1051WP2</b> <b>CT1134</b> <b>CT1134K1</b> <b>CT1134WP2</b></p>	<p>MTR-CODE: BKP, ALT, (AC) MTR-CODE: BKP, ALT, (AC) MTR-CODE: CBAA, CBAB, CBAC, ALT, (AC) MTR-CODE: CBAA, CBAB, CBAC, ALT, (-AC) MTR-CODE: CBAA, CBAB, CBAC, ALT, (-AC) MTR-CODE: BKP, ALT, (-AC) ONLY WITH VD1076 ALT, (Bosch), FOR ALT: 140A, OE-NO 06F903023F, FOR ALT: 180A, OE-NO 03G903023, MTR-CODE: BKP ALT, (Valeo), FOR ALT: 140A, OE-NO 06F903023C, FOR ALT: 180A, OE-NO 021903023L, MTR-CODE: BKP MTR-CODE: BKP, CBAA, CBAB, CBAC</p>	<p><b>6PK1050</b> <b>6PK1050D2</b> <b>6PK1070</b> <b>6PK842 ELAST</b> <b>6PK842 ELAST T1</b> <b>6PK948</b> <b>MS18</b> <b>AP9001</b> <b>AP9001</b> <b>VD1076</b></p>
2.0 TDI 4motion	03/05-	BMP	103	1968	<p><b>CT1028</b> <b>CT1028K3</b> <b>CT1028WP4</b></p>	<p>ALT, AC ALT, AC ONLY WITH VD1076 ALT, (Bosch), FOR ALT: 140A, OE-NO 06F903023F, FOR ALT: 180A, OE-NO 03G903023 ALT, (Valeo), FOR ALT: 140A, OE-NO 06F903023C, FOR ALT: 180A, OE-NO 021903023L MTR-CODE: BMP</p>	<p><b>6PK1050</b> <b>6PK1050D2</b> <b>MS18</b> <b>AP9001</b> <b>AP9001</b> <b>VD1076</b></p>
	05/09-	CBBB	125		<p><b>CT1134</b> <b>CT1134K1</b> <b>CT1134WP1</b></p>	<p>MTR-CODE: CBBB, ALT, (AC) MTR-CODE: CBBB, ALT, (-AC) MTR-CODE: CBBB, ALT, (-AC)  ONLY WITH VD1076 ALT, (Bosch), FOR ALT: 140A, OE-NO 06F903023F, FOR ALT: 180A, OE-NO 03G903023 ALT, (Valeo), FOR ALT: 140A, OE-NO 06F903023C, FOR ALT: 180A, OE-NO 03L903023E MTR-CODE: CBBB</p>	<p><b>6PK1070</b> <b>6PK842 ELAST</b> <b>6PK842 ELAST T1</b> <b>MS18</b> <b>AP9001</b> <b>AP9001</b> <b>VD1076</b></p>
3.2 FSI 4motion	11/05-07/10	AXZ	184	3168		<p>ALT, CH-NO 3C-7-140 001⇒ ALT, ⇒CH-NO 3C-7-140 000 ALT, (Bosch), FOR ALT: 140A, OE-NO 06F903023F, FOR ALT: 180A, OE-NO 03G903023 ALT, (Valeo), FOR ALT: 140A, OE-NO 06F903023C, FOR ALT: 180A, OE-NO 021903023L</p>	<p><b>6PK1613</b> <b>6PK1623</b> <b>AP9001</b> <b>AP9001</b></p>



VW


**VW**
**PASSAT (3C2)**

						ALT, (Bosch), FOR ALT: 180A, OE-NO 03G903023F, CH-NO 3C-7-140001⇒ ALT, (Valeo), FOR ALT: 140A, OE-NO 06F903023P, FOR ALT: 180A, OE-NO 03G903023G, CH-NO 3C-7-140001⇒	<b>AP9022</b> <b>AP9022</b>
3.6 FSI	06/05-07/10	BLV	206	3597		ALT, CH-NO 3C-7-140 001⇒ ALT, ⇒CH-NO 3C-7-140 000 ALT, (Bosch), FOR ALT: 180A, OE-NO 03G903023F, CH-NO 3C-7-140001⇒ ALT, (Valeo), FOR ALT: 140A, OE-NO 06F903023P, FOR ALT: 180A, OE-NO 03G903023G, CH-NO 3C-7-140001⇒	<b>6PK1613</b> <b>6PK1623</b> <b>AP9022</b> <b>AP9022</b>
3.6 FSI 4motion	09/05-07/10	BLV	206	3597		ALT, CH-NO 3C-7-140 001⇒ ALT, ⇒CH-NO 3C-7-140 000 ALT, (Bosch), FOR ALT: 180A, OE-NO 03G903023F, CH-NO 3C-7-140001⇒ ALT, (Valeo), FOR ALT: 140A, OE-NO 06F903023P, FOR ALT: 180A, OE-NO 03G903023G, CH-NO 3C-7-140001⇒	<b>6PK1613</b> <b>6PK1623</b> <b>AP9022</b> <b>AP9022</b>
3.6 R36 4motion	04/07-07/10	BWS	220	3597		ALT ALT, (Bosch), FOR ALT: 180A, OE-NO 03G903023F, CH-NO 3C-7-140001⇒ ALT, (Valeo), FOR ALT: 140A, OE-NO 06F903023P, FOR ALT: 180A, OE-NO 03G903023G, CH-NO 3C-7-140001⇒	<b>6PK1613</b> <b>AP9022</b> <b>AP9022</b>

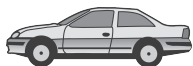
**PASSAT ALLTRACK (365)**  
2.0 TSI 4motion

01/12-	CCZB	155	1984			ALT ALT, (Valeo), FOR ALT: 140A, OE-NO 06H903017E WP	<b>6PK1120</b> <b>AP9009</b>
--------	------	-----	------	--	--	--	---------------------------------

**CT1143**
**PASSAT CC (357)**

1.4 TSI MultiFuel	01/11-	CKMA	118	1390		AIRC ALT, (AC)	<b>5PK491</b> <b>6PK1698</b>
1.8 TSI	11/08-05/10	CDAB, CGYA	112	1798		ALT, (Bosch), FOR ALT: 140A, OE-NO 06B 903 016 AB ALT, (Valeo), FOR ALT: 140A, OE-NO 06J 903 023 C, 06H 903 017 E	<b>AP9009</b> <b>AP9009</b>
						06/08-11/10	BZB, CDAA
2.0 BlueTDI	05/09-11/10	CBAC	105	1968		MTR-CODE: CBAA, CBAB, CBAC, ALT, (AC) ALT, (Bosch), FOR ALT: 140A, OE-NO 06F903023F, FOR ALT: 180A, OE-NO 03G903023, 03L903023D ALT, (Valeo), FOR ALT: 140A, OE-NO 06F903023C, 03L903023F, FOR ALT: 180A, OE-NO 03L903023E, 03L903023B MTR-CODE: CBAA, CBAB, CBAC	<b>6PK1070</b> <b>AP9001</b> <b>AP9001</b> <b>VD1076</b>
						<b>CT1143</b> <b>CT1134K1</b> <b>CT1134WP2</b>	MTR-CODE: CBAA, CBAB, CBAC, CA MTR-CODE: CBAA, CBAB, CBAC, CA MTR-CODE: CBAA, CBAB, CBAC, CA, WP
2.0 TDI	05/08-11/08	CBBA	120	1968		MTR-CODE: CBBA, CBBB, ALT, (AC) ALT, (Bosch), FOR ALT: 110A, OE-NO 06F903023D, FOR ALT: 140A, OE-NO 06F903023F, FOR ALT: 180A, OE-NO 03G903023 ALT, (Valeo), FOR ALT: 110A, OE-NO 06F903023E, FOR ALT: 140A, OE-NO 06F903023C, FOR ALT: 180A, OE-NO 021903026L MTR-CODE: CBBA, CBBB MTR-CODE: CBBA, CBBB, CA MTR-CODE: CBBA, CBBB, CA	<b>6PK1070</b> <b>AP9001</b> <b>AP9001</b> <b>VD1076</b>
						<b>CT1134</b> <b>CT1134K1</b> <b>CT1134WP1</b>	MTR-CODE: CBBA, CBBB, CA, WP
	06/08-	CBAB, CFFB	103			MTR-CODE: CBAA, CBAB, CBAC, CFFA, CFFB, ALT, (AC) ALT, (Bosch), FOR ALT: 110A, OE-NO 06F903023D, FOR ALT: 140A, OE-NO 06F903023F, FOR ALT: 180A, OE-NO 03G903023 ALT, (Valeo), FOR ALT: 110A, OE-NO 06F903023E, FOR ALT: 140A, OE-NO 06F903023C, FOR ALT: 180A, OE-NO 021903026L	<b>6PK1070</b> <b>AP9001</b> <b>AP9001</b>





**VW**

PASSAT CC (357)

					<p>MTR-CODE: CBAA, CBAB, CBAC MTR-CODE: CFFA, CFFB</p> <p><b>CT1134</b> MTR-CODE: CBAA, CBAB, CBAC, CA <b>CT1134K1</b> MTR-CODE: CBAA, CBAB, CBAC, CA <b>CT1134WP2</b> MTR-CODE: CBAA, CBAB, CBAC, CA, WP <b>CT1139</b> MTR-CODE: CFFA, CFFB, CA <b>CT1139K1</b> MTR-CODE: CFFA, CFFB, CA, ⇒11/2010 <b>CT1139K2</b> MTR-CODE: CFFA, CFFB, CA, 12/2010⇒ <b>CT1139WP4</b> MTR-CODE: CFFA, CFFB, CA, WP, ⇒11/2010 <b>CT1139WP6</b> MTR-CODE: CFFA, CFFB, CA, WP, 12/2010⇒</p>	<p><b>VD1076</b> <b>VD1111</b></p>
					<p>CBBB, CFGB, CLLA</p> <p>125</p> <p>MTR-CODE: CBBB, CFGB, ALT, (AC) ALT, (Bosch), FOR ALT: 110A, OE-NO 06F903023D, FOR ALT: 140A, OE-NO 06F903023F, FOR ALT: 180A, OE-NO 03G903023 ALT, (Valeo), FOR ALT: 110A, OE-NO 06F903023E, FOR ALT: 140A, OE-NO 06F903023C, FOR ALT: 180A, OE-NO 021903026L MTR-CODE: CBBB MTR-CODE: CFGB</p> <p><b>CT1134</b> MTR-CODE: CBBB, CA <b>CT1134K1</b> MTR-CODE: CBBB, CA <b>CT1134WP1</b> MTR-CODE: CBBB, CA, WP <b>CT1139</b> MTR-CODE: CFGB, CA <b>CT1139K1</b> MTR-CODE: CFGB, CLLA, CA, ⇒11/2010 <b>CT1139K2</b> MTR-CODE: CFGB, CLLA, CA, 12/2010⇒ <b>CT1139WP4</b> MTR-CODE: CFGB, CA, WP, ⇒11/2010 <b>CT1139WP6</b> MTR-CODE: CFGB, CA, WP, 12/2010⇒</p>	<p><b>6PK1070</b> <b>AP9001</b></p> <p><b>AP9001</b></p> <p><b>VD1076</b> <b>VD1111</b></p>
06/08-05/11	CBAA, CFFA	100			<p>MTR-CODE: CBAA, CBAB, CBAC, CFFA, CFFB, ALT, (AC) ALT, (Bosch), FOR ALT: 110A, OE-NO 06F903023D, FOR ALT: 140A, OE-NO 06F903023F, FOR ALT: 180A, OE-NO 03G903023 ALT, (Valeo), FOR ALT: 110A, OE-NO 06F903023E, FOR ALT: 140A, OE-NO 06F903023C, FOR ALT: 180A, OE-NO 021903026L MTR-CODE: CBAA, CBAB, CBAC MTR-CODE: CFFA, CFFB</p> <p><b>CT1134</b> MTR-CODE: CBAA, CBAB, CBAC, CA <b>CT1134K1</b> MTR-CODE: CBAA, CBAB, CBAC, CA <b>CT1134WP2</b> MTR-CODE: CBAA, CBAB, CBAC, CA, WP <b>CT1139</b> MTR-CODE: CFFA, CFFB, CA <b>CT1139K1</b> MTR-CODE: CFFA, CFFB, CA, ⇒11/2010 <b>CT1139K2</b> MTR-CODE: CFFA, CFFB, CA, 12/2010⇒ <b>CT1139WP4</b> MTR-CODE: CFFA, CFFB, CA, WP, ⇒11/2010 <b>CT1139WP6</b> MTR-CODE: CFFA, CFFB, CA, WP, 12/2010⇒</p>	<p><b>6PK1070</b></p> <p><b>AP9001</b></p> <p><b>AP9001</b></p> <p><b>VD1076</b> <b>VD1111</b></p>
2.0 TDI 4motion	08/09-	CBAB, CFFB	103	1968	<p>MTR-CODE: CBAA, CBAB, CBAC, CFFA, CFFB, ALT, (AC) ALT, (Bosch), FOR ALT: 110A, OE-NO 06F903023D, FOR ALT: 140A, OE-NO 06F903023F, FOR ALT: 180A, OE-NO 03G903023 ALT, (Valeo), FOR ALT: 110A, OE-NO 06F903023E, FOR ALT: 140A, OE-NO 06F903023C, FOR ALT: 180A, OE-NO 021903026L MTR-CODE: CBAA, CBAB, CBAC MTR-CODE: CFFA, CFFB</p> <p><b>CT1134</b> MTR-CODE: CBAA, CBAB, CBAC, CA <b>CT1134K1</b> MTR-CODE: CBAA, CBAB, CBAC, CA <b>CT1134WP2</b> MTR-CODE: CBAA, CBAB, CBAC, CA, WP <b>CT1139</b> MTR-CODE: CFFA, CFFB, CA <b>CT1139K1</b> MTR-CODE: CFFA, CFFB, CA, ⇒11/2010 <b>CT1139K2</b> MTR-CODE: CFFA, CFFB, CA, 12/2010⇒ <b>CT1139WP4</b> MTR-CODE: CFFA, CFFB, CA, WP, ⇒11/2010 <b>CT1139WP6</b> MTR-CODE: CFFA, CFFB, CA, WP, 12/2010⇒</p>	<p><b>6PK1070</b></p> <p><b>AP9001</b></p> <p><b>AP9001</b></p> <p><b>VD1076</b> <b>VD1111</b></p>
	11/09-	CBBB, CFGB	125		<p>MTR-CODE: CBBB, CFGB, ALT, (AC) ALT, (Bosch), FOR ALT: 110A, OE-NO 06F903023D, FOR ALT: 140A, OE-NO</p>	<p><b>6PK1070</b> <b>AP9001</b></p>







**VW**

**PASSAT CC (357)**

						06F903023F, FOR ALT: 180A, OE-NO 03G903023 ALT, (Valeo), FOR ALT: 110A, OE-NO 06F903023E, FOR ALT: 140A, OE-NO 06F903023C, FOR ALT: 180A, OE-NO 021903026L MTR-CODE: CBBB MTR-CODE: CFGB MTR-CODE: CBBB, CA MTR-CODE: CBBB, CA MTR-CODE: CBBB, CA, WP MTR-CODE: CFGB, CA MTR-CODE: CFGB, CLLA, CA, ⇒11/2010 MTR-CODE: CFGB, CLLA, CA, 12/2010⇒ MTR-CODE: CFGB, CA, WP, ⇒11/2010 MTR-CODE: CFGB, CA, WP, 12/2010⇒	<b>AP9001</b>  <b>VD1076</b> <b>VD1111</b>
2.0 TSI	11/10-	CCZB	155	1984	<b>CT1134</b> <b>CT1134K1</b> <b>CT1134WP1</b> <b>CT1139</b> <b>CT1139K1</b> <b>CT1139K2</b> <b>CT1139WP4</b> <b>CT1139WP6</b>	ALT ALT, (Valeo), FOR ALT: 140A, OE-NO 06H 903 017 E WP	<b>6PK1120</b> <b>AP9009</b>
	06/08-	CAWB, CCTA, CBFA, CCZA	147		<b>CT1143</b>	ALT ALT, (Bosch), FOR ALT: 140A, OE-NO 06B903016AB ALT, (Valeo), FOR ALT: 140A, OE-NO 06D903016A, 06J903023C MTR-CODE: CCTA, CAWB WP	<b>6PK1120</b> <b>AP9009</b>  <b>AP9009</b> <b>AP9009</b>
3.6 FSI	06/08-	BLV, CNNA	206	3597	<b>CT1143</b>	ALT, (Bosch), FOR ALT: 140A, OE-NO 06F903023N, FOR ALT: 180A, OE-NO 03G903023F ALT, (Valeo), FOR ALT: 140A, OE-NO 06F803023P, FOR ALT: 180A, OE-NO 03G903023G	<b>AP9022</b>  <b>AP9022</b>
3.6 FSI 4motion	06/08-	BLV, CNNA	206	3597		ALT, (Bosch), FOR ALT: 140A, OE-NO 06F903023N, FOR ALT: 180A, OE-NO 03G903023F ALT, (Valeo), FOR ALT: 140A, OE-NO 06F803023P, FOR ALT: 180A, OE-NO 03G903023G	<b>AP9022</b>  <b>AP9022</b>
	06/08-05/10	BWS	220			ALT ALT, (Bosch), FOR ALT: 180A, OE-NO 03G903023F, CH-NO 3C-7-140001⇒ ALT, (Valeo), FOR ALT: 140A, OE-NO 06F903023P, FOR ALT: 180A, OE-NO 03G903023G, CH-NO 3C-7-140001⇒	<b>6PK1613</b> <b>AP9022</b>  <b>AP9022</b>

**PASSAT Stufenheck (32B)**

1.6	01/85-03/88	DT	55	1595	<b>CT637</b>	PS, ⇒CH-NO 32G275000 PS, CH-NO 32G275001⇒ ALT, ⇒07/1985 ALT, 08/1985⇒ AC, CH-NO 32F300001⇒ AC, ⇒CH-NO 32F299999 CA	<b>AVX10X763</b> <b>AVX10X850</b> <b>AVX10X940</b> <b>AVX10X950</b> <b>AVX13X800</b> <b>AVX13X825</b>
		RL	53		<b>CT637</b> <b>CT637K1</b>	PS, ⇒CH-NO 32G275000 PS, CH-NO 32G275001⇒ ALT, ⇒07/1985 ALT, 08/1985⇒ AC, CH-NO 32F300001⇒ AC, ⇒CH-NO 32F299999 CA CA	<b>AVX10X763</b> <b>AVX10X850</b> <b>AVX10X940</b> <b>AVX10X950</b> <b>AVX13X800</b> <b>AVX13X825</b>
	08/87-03/88	PP	51	1588	<b>CT637</b>	PS, ⇒CH-NO 32G275000 PS, CH-NO 32G275001⇒ ALT AC, CH-NO 32F300001⇒ AC, ⇒CH-NO 32F299999 CA	<b>AVX10X763</b> <b>AVX10X850</b> <b>AVX10X950</b> <b>AVX13X800</b> <b>AVX13X825</b>
1.6 TD	01/85-03/88	CY	51	1588	<b>CT513</b> <b>CT513K1</b>	WP ALT ALT, (AC) PS AC, CH-NO 31M200001⇒ AC, ⇒CH-NO 31M200000 CA CA	<b>AVX10X617</b> <b>AVX10X735</b> <b>AVX10X775</b> <b>AVX10X800</b> <b>AVX13X800</b> <b>AVX13X825</b>
1.8	01/85-03/88	DS, JN	66	1781		PS, ⇒CH-NO 32G275000 PS, CH-NO 32G275001⇒ ALT, ⇒07/1985	<b>AVX10X763</b> <b>AVX10X850</b> <b>AVX10X940</b>





<b>VW</b>								
<b>PASSAT Stufenheck (32B)</b>								
↔						ALT, 08/1985⇒ AC, CH-NO 32F300001⇒ AC, ⇒CH-NO 32F299999 CA	AVX10X950 AVX13X800 AVX13X825	
					<b>CT637</b>			
	05/86-03/88	RM	64			PS, ⇒CH-NO 32G275000 PS, CH-NO 32G275001⇒ ALT AC, CH-NO 32F300001⇒ AC, ⇒CH-NO 32F299999 CA CA	AVX10X763 AVX10X850 AVX10X950 AVX13X800 AVX13X825	
					<b>CT637</b> <b>CT637K1</b>			
2.2	01/85-03/88	KX	85	2226		ALT, ⇒CH-NO 32F300000 ALT, CH-NO 32F300001⇒ ALT, (AC) AC PS CA	AVX10X800 AVX10X825 AVX10X850 AVX13X1000 AVX13X1000	
					<b>CT660</b>			
<b>PASSAT Variant (32B)</b>								
↔	1.3	08/80-07/83	FY	40	1272		ALT, ⇒07/1981 ALT, 08/1981⇒ CA, MTR-CODE: FY, FZ CA, MTR-CODE: FY, FZ CA, MTR-CODE: EP, EU	AVX10X685 AVX10X695
						<b>CT633</b> <b>CT633WP1</b> <b>CT637</b>		
		08/80-07/86	FZ	44			ALT, ⇒07/1981 ALT, 08/1981⇒, ⇒07/1983 ALT, 08/1983⇒, ⇒07/1985 ALT, 08/1985⇒ CA, MTR-CODE: FY, FZ CA, MTR-CODE: FZ CA, MTR-CODE: EP, EU	AVX10X685 AVX10X695 AVX10X940 AVX10X950
						<b>CT633</b> <b>CT633WP1</b> <b>CT637</b>		
	1.6	08/87-03/88	PP	51	1588		PS, ⇒CH-NO 32G275000 PS, CH-NO 32G275001⇒ ALT AC, CH-NO 32F300001⇒ AC, ⇒CH-NO 32F299999 CA	AVX10X763 AVX10X850 AVX10X950 AVX13X800 AVX13X825
						<b>CT637</b>		
		02/86-03/88	RL	53	1595		PS, ⇒CH-NO 32G275000 PS, CH-NO 32G275001⇒ ALT AC, CH-NO 32F300001⇒ AC, ⇒CH-NO 32F299999 CA CA	AVX10X763 AVX10X850 AVX10X950 AVX13X800 AVX13X825
						<b>CT637</b> <b>CT637K1</b>		
		08/80-03/88	WV, YN	55	1588		PS, ⇒CH-NO 32G275000 PS, CH-NO 32G275001⇒ ALT, ⇒07/1985 ALT, 08/1985⇒ AC, CH-NO 32F300001⇒ AC, ⇒CH-NO 32F299999 CA	AVX10X763 AVX10X850 AVX10X940 AVX10X950 AVX13X800 AVX13X825
						<b>CT637</b>		
		01/81-02/83	YP	63			PS, ⇒CH-NO 32G275000 PS, CH-NO 32G275001⇒ ALT AC, CH-NO 32F300001⇒ AC, ⇒CH-NO 32F299999 CA	AVX10X763 AVX10X850 AVX10X940 AVX13X800 AVX13X825
						<b>CT637</b>		
	1.6 D	08/80-03/88	CR, JK	40	1588		WP ALT ALT, (AC) PS AC, CH-NO 31M200001⇒ AC, ⇒CH-NO 31M200000 CA CA	AVX10X617 AVX10X735 AVX10X763 AVX10X800 AVX13X800 AVX13X825
					<b>CT513</b> <b>CT513K1</b>			
1.6 TD	04/82-03/88	CY	51	1588		WP ALT ALT, (AC) PS AC, CH-NO 31M200001⇒ AC, ⇒CH-NO 31M200000 CA CA	AVX10X617 AVX10X735 AVX10X775 AVX10X800 AVX13X800 AVX13X825	
					<b>CT513</b> <b>CT513K1</b>			
1.8	05/86-03/88	RM	64	1781		PS, ⇒CH-NO 32G275000 PS, CH-NO 32G275001⇒ ALT AC, CH-NO 32F300001⇒ AC, ⇒CH-NO 32F299999 CA	AVX10X763 AVX10X850 AVX10X950 AVX13X800 AVX13X825	
					<b>CT637</b>			




**VW**
**PASSAT Variant (32B)**

					<b>CT637K1</b>	CA	
	01/83-03/88	DS, JN, JV	66			PS, ⇨CH-NO 32G275000 PS, CH-NO 32G275001⇨ ALT, ⇨07/1985 ALT, 08/1985⇨ AC, CH-NO 32F300001⇨ AC, ⇨CH-NO 32F299999	AVX10X763 AVX10X850 AVX10X940 AVX10X950 AVX13X800 AVX13X825
					<b>CT637</b>	CA	
	12/83-03/88	DZ	82			PS, ⇨CH-NO 32G275000 PS, CH-NO 32G275001⇨ ALT, ⇨07/1985 ALT, 08/1985⇨ AC, CH-NO 32F300001⇨ AC, ⇨CH-NO 32F299999	AVX10X763 AVX10X850 AVX10X940 AVX10X950 AVX13X800 AVX13X825
1.8 Syncro					<b>CT637</b>	CA	
	01/86-03/88	DS, JN	66	1781		PS, ⇨CH-NO 32G275000 PS, CH-NO 32G275001⇨ ALT AC, CH-NO 32F300001⇨ AC, ⇨CH-NO 32F299999	AVX10X763 AVX10X850 AVX10X950 AVX13X800 AVX13X825
					<b>CT637</b>	CA	
1.9						ALT, ⇨CH-NO 32F300000 ALT, CH-NO 32F300001⇨ ALT, (AC) AC PS CA	AVX10X800 AVX10X825 AVX10X850 AVX13X1000 AVX13X1000
					<b>CT635</b>	CA	
2.0						ALT, ⇨CH-NO 32F300000 ALT, CH-NO 32F300001⇨ ALT, (AC) AC PS CA, ⇨07/1984 CA, 08/1984⇨	AVX10X800 AVX10X825 AVX10X850 AVX13X1000 AVX13X1000
					<b>CT635</b> <b>CT660</b>	CA, ⇨07/1984 CA, 08/1984⇨	
2.0 Syncro						ALT, ⇨CH-NO 32F300000 ALT, CH-NO 32F300001⇨ ALT, (AC) AC PS CA, ⇨07/1984 CA, 08/1984⇨	AVX10X800 AVX10X825 AVX10X850 AVX13X1000 AVX13X1000
					<b>CT635</b> <b>CT660</b>	CA, ⇨07/1984 CA, 08/1984⇨	
2.2						ALT, ⇨CH-NO 32F300000 ALT, CH-NO 32F300001⇨ ALT, (AC) AC PS CA	AVX10X800 AVX10X825 AVX10X850 AVX13X1000 AVX13X1000
					<b>CT660</b>	CA	
	01/85-03/88	KV	100			ALT, ⇨CH-NO 32F300000 ALT, CH-NO 32F300001⇨ ALT, (AC) AC PS CA	AVX10X800 AVX10X825 AVX10X850 AVX13X1000 AVX13X1000
					<b>CT660</b>	CA	
2.2 Syncro						ALT, ⇨CH-NO 32F300000 ALT, CH-NO 32F300001⇨ ALT, (AC) AC PS CA	AVX10X800 AVX10X825 AVX10X850 AVX13X1000 AVX13X1000
					<b>CT660</b>	CA	
<b>PASSAT Variant (33)</b>							
1.3						PS ALT AC CA, 01/1978⇨, MTR-CODE: FY, FZ CA, MTR-CODE: FY, FZ CA, ⇨12/1977, MTR-CODE: ZA, ZF	AVX10X875 AVX10X950 AVX13X900
					<b>CT633</b> <b>CT633WP1</b> <b>CT637</b>		
	10/73-01/78	ZF	44	1281		ALT, CH-NO 32A0100001⇨ ALT, ⇨CH-NO 32A0100000 PS AC CA	AVX10X685 AVX10X695 AVX10X875 AVX13X900
					<b>CT637</b>	CA	
1.5						PS ALT AC CA CA	AVX10X875 AVX10X950 AVX13X900
					<b>CT637</b> <b>CT637K1</b>	CA CA	
	10/73-12/75	ZC	63			PS ALT	AVX10X875 AVX10X950



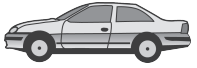

**VW**
**PASSAT Variant (33)**

						AC	AVX13X900
					<b>CT637</b> <b>CT637K1</b>	CA CA	
1.5 D	02/77-07/80	CK	37	1471		WP ALT AIRC AC CA CA	AVX10X600 AVX10X735 AVX13X900 AVX13X950
					<b>CT513</b> <b>CT513K1</b>	CA CA	
1.6	02/76-07/80	YN	55	1588		PS ALT AC CA CA	AVX10X875 AVX10X950 AVX13X900
					<b>CT637</b> <b>CT637K1</b>	CA CA	
	08/75-07/80	YP	63			PS ALT AC CA	AVX10X875 AVX10X950 AVX13X900
					<b>CT637</b>	CA	
1.6 D	02/79-07/80	CR	40	1588		WP ALT ALT, (AC) PS AC, CH-NO 31M200001⇒ AC, ⇒CH-NO 31M200000 CA	AVX10X617 AVX10X735 AVX10X763 AVX10X800 AVX13X800 AVX13X825
					<b>CT513</b>	CA	
1.6 i	06/78-07/80	YS	81	1588		PS ALT AC CA	AVX10X875 AVX10X950 AVX13X900
					<b>CT637</b>	CA	

**PASSAT Variant (365)**

1.4 TSI	08/10-	CAXA	90	1390		ALT, (Bosch), FOR ALT: 140A, OE-NO 03C903023A, 03C903023S ALT, (Valeo), FOR ALT: 110A, OE-NO 03C903023G, FOR ALT: 140A, OE-NO 03C903023T	AP9012 AP9012
1.4 TSI EcoFuel	08/10-	CDGA	110	1390		ALT, (Valeo), FOR ALT: 140A, OE-NO 03C903023G	AP9012
1.6 TDI	08/10-	CAYC	77	1598		MTR-CODE: CAYB, CAYC, ALT, (AC) MTR-CODE: CAYB, CAYC, ALT, (-AC) MTR-CODE: CAYB, CAYC, ALT, (-AC)  ALT, (Bosch), FOR ALT: 180A, OE-NO 03L903023D ALT, (Valeo), FOR ALT: 180A, OE-NO 03L903023B MTR-CODE: CAYB, CAYC MTR-CODE: CAYB, CAYC, CA MTR-CODE: CAYB, CAYC, CA, ⇒11/2010 MTR-CODE: CAYB, CAYC, CA, 12/2010⇒ MTR-CODE: CAYC, CA, WP, ⇒CH-NO 3C-B-050 000, ⇒11/2010 MTR-CODE: CAYC, CA, WP, ⇒CH-NO 3C-B-050 000, 12/2010⇒ MTR-CODE: CAYC, CA, WP, CH-NO 3C-B-200 001⇒, ⇒11/2010 MTR-CODE: CAYC, CA, WP, CH-NO 3C-B-200 001⇒, 12/2010⇒	6PK1070 6PK842 ELAST 6PK842 ELAST T1 AP9001 AP9001 VD1111
					<b>CT1139</b> <b>CT1139K1</b> <b>CT1139K2</b> <b>CT1139WP1</b>  <b>CT1139WP2</b>  <b>CT1139WP4</b>  <b>CT1139WP6</b>		
1.8 TSI	08/10-	CDA A	118	1798		ALT ALT, (Bosch), FOR ALT: 140A, OE-NO 06B903016AB ALT, (Valeo), FOR ALT: 140A, OE-NO 06J903023C, 06H903017E WP	6PK1120 AP9009 AP9009
					<b>CT1143</b>		
2.0 TDI	08/10-	CFFA	100	1968		ALT, (Bosch), FOR ALT: 140A, OE-NO 03L903023, 06F903023F, FOR ALT: 180A, OE-NO 03L903023D, 03G903023 ALT, (Valeo), FOR ALT: 140A, OE-NO 03L903023A, 03L903023F, FOR ALT: 180A, OE-NO 03L903023B, 03L903023E	AP9001 AP9001
		CFFB	103			ALT, (AC) ALT, (-AC) ALT, (-AC)  ALT, (Bosch), FOR ALT: 140A, OE-NO 06F903023F, FOR ALT: 180A, OE-NO 03G903023, 03L903023D ALT, (Valeo), FOR ALT: 140A, OE-NO 03L903023, FOR ALT: 180A, OE-NO	6PK1070 6PK842 ELAST 6PK842 ELAST T1 AP9001 AP9001





**VW**

**PASSAT Variant (365)**

						03L903023E, 03L903023B	<b>VD1111</b>
						<b>CT1139</b> MTR-CODE: CFFA, CFFB, CA <b>CT1139K1</b> MTR-CODE: CFFA, CFFB, CA, ⇒11/2010 <b>CT1139K2</b> MTR-CODE: CFFA, CFFB, CA, 12/2010⇒ <b>CT1139WP4</b> MTR-CODE: CFFA, CFFB, CA, WP, ⇒11/2010 <b>CT1139WP6</b> MTR-CODE: CFFA, CFFB, CA, WP, 12/2010⇒	
		CFGB, CLLA	125			ALT, (AC) ALT, (-AC) ALT, (-AC)  ALT, (Bosch), FOR ALT: 140A, OE-NO 06F903023F, FOR ALT: 180A, OE-NO 03G903023, 03L903023D ALT, (Valeo), FOR ALT: 140A, OE-NO 03L903023, FOR ALT: 180A, OE-NO 03L903023E, 03L903023B	<b>6PK1070</b> <b>6PK842 ELAST</b> <b>6PK842 ELAST T1</b> <b>AP9001</b>  <b>AP9001</b>  <b>VD1111</b>
						<b>CT1139</b> MTR-CODE: CFGB, CLLA, CA <b>CT1139K1</b> MTR-CODE: CFGB, CLLA, CA, ⇒11/2010 <b>CT1139K2</b> MTR-CODE: CFGB, CLLA, CA, 12/2010⇒ <b>CT1139WP4</b> MTR-CODE: CFGB, CLLA, CA, WP, ⇒11/2010 <b>CT1139WP6</b> MTR-CODE: CFGB, CLLA, CA, WP, 12/2010⇒	
2.0 TDI 4motion	08/10-	CFFB	103	1968		ALT, (AC) ALT, (-AC) ALT, (-AC)  ALT, (Bosch), FOR ALT: 140A, OE-NO 06F903023F, FOR ALT: 180A, OE-NO 03G903023, 03L903023D ALT, (Valeo), FOR ALT: 140A, OE-NO 03L903023, FOR ALT: 180A, OE-NO 03L903023E, 03L903023B	<b>6PK1070</b> <b>6PK842 ELAST</b> <b>6PK842 ELAST T1</b> <b>AP9001</b>  <b>AP9001</b>  <b>VD1111</b>
						<b>CT1139</b> MTR-CODE: CFFA, CFFB, CA <b>CT1139K1</b> MTR-CODE: CFFA, CFFB, CA, ⇒11/2010 <b>CT1139K2</b> MTR-CODE: CFFA, CFFB, CA, 12/2010⇒ <b>CT1139WP4</b> MTR-CODE: CFFA, CFFB, CA, WP, ⇒11/2010 <b>CT1139WP6</b> MTR-CODE: CFFA, CFFB, CA, WP, 12/2010⇒	
		CFGB, CLLA	125			ALT, (AC) ALT, (-AC) ALT, (-AC)  ALT, (Bosch), FOR ALT: 140A, OE-NO 06F903023F, FOR ALT: 180A, OE-NO 03G903023, 03L903023D ALT, (Valeo), FOR ALT: 140A, OE-NO 03L903023, FOR ALT: 180A, OE-NO 03L903023E, 03L903023B	<b>6PK1070</b> <b>6PK842 ELAST</b> <b>6PK842 ELAST T1</b> <b>AP9001</b>  <b>AP9001</b>  <b>VD1111</b>
						<b>CT1139</b> MTR-CODE: CFFA, CFFB, CA <b>CT1139K1</b> MTR-CODE: CFFA, CFFB, CA, ⇒11/2010 <b>CT1139K2</b> MTR-CODE: CFFA, CFFB, CA, 12/2010⇒ <b>CT1139WP4</b> MTR-CODE: CFFA, CFFB, CA, WP, ⇒11/2010 <b>CT1139WP6</b> MTR-CODE: CFFA, CFFB, CA, WP, 12/2010⇒	
2.0 TSI	11/10-	CCZB	155	1984		ALT ALT, (Valeo), FOR ALT: 140A, OE-NO 06H903017E <b>CT1143</b> WP	<b>6PK1120</b> <b>AP9009</b>
3.6 FSI 4motion	01/11-	BWS	220	3597		ALT ALT, (Bosch), FOR ALT: 180A, OE-NO 03G903016L ALT, (Valeo), FOR ALT: 140A, OE-NO 03H903023E	<b>6PK1613</b> <b>AP9022</b>  <b>AP9022</b>
<b>PASSAT Variant (3A5, 35I)</b> 1.6	04/88-09/91	EZ, 1F	53	1595		ALT, (PS) 2.FAN ALT, (AC), (PS) PS ALT	<b>11,2X866Ld</b> <b>2PJ800</b> <b>AVX10X630</b> <b>AVX10X730</b> <b>AVX10X950</b>





<b>VW</b>						
<b>PASSAT Variant (3A5, 35I)</b>						
					<b>CT637</b>	AC CA AVX13X950
	04/88-12/88	EZ	55		<b>CT637</b>	ALT, (PS) 2.FAN ALT, (AC), (PS) PS ALT AC CA 11,2X866Ld 2PJ800 AVX10X630 AVX10X730 AVX10X950 AVX13X950
	07/94-12/95	AEK, AFT	74		<b>CT637</b>	PS, (-AC) PS, (AC) ALT, (-AC), CH-NO 3A-T-011 390⇒, TP ALT, (AC) ALT, (-AC) ALT, (-AC), ⇒CH-NO 3A-T-011 389, TP ALT, (AC), (Bosch), FOR ALT: 70A, FOR ALT: 90A CA CA 11,5X685Ld 11,5X755Ld 6PK1033 6PK1153 6PK894 6PK976 AP9004
1.6 TD	08/88-09/93	RA, SB	59	1588	<b>CT637K1</b>	PS, CH-NO 31M200001⇒ 2.FAN 2.FAN ALT, (AC) PS, ⇒CH-NO 31M200000 ALT CA CA 11,9X650Ld 2PJ800 2PJ860 AVX10X695 AVX10X740 AVX10X965 AVX13X950
1.8	04/88-07/90	PF	79	1781	<b>CT513</b> <b>CT513K1</b>	ALT, ⇒CH-NO 31P200000, (PS) PS, CH-NO 31P200001⇒ PS, CH-NO 31P200001⇒, (AC) ALT, AC, CH-NO 31P200001⇒ ALT, CH-NO 31P200001⇒ ALT, (TP), CH-NO 31P200001⇒ ALT, ⇒CH-NO 31P200000, (AC), (PS) PS, ⇒CH-NO 31P200000 ALT, ⇒CH-NO 31P200000 AC, ⇒CH-NO 31P200000 CA 11,2X866Ld 11,5X685Ld 11,5X755Ld 6PK1153 6PK894 6PK976 AVX10X630 AVX10X730 AVX10X950 AVX13X950
	04/88-07/92	PB	82		<b>CT637</b>	ALT, ⇒CH-NO 31P200000, (PS) PS, CH-NO 31P200001⇒ PS, CH-NO 31P200001⇒, (AC) 2.FAN ALT, AC, CH-NO 31P200001⇒ ALT, CH-NO 31P200001⇒ ALT, (TP), CH-NO 31P200001⇒ ALT, ⇒CH-NO 31P200000, (AC), (PS) PS, ⇒CH-NO 31P200000 ALT, ⇒CH-NO 31P200000 AC, ⇒CH-NO 31P200000 CA 11,2X866Ld 11,5X685Ld 11,5X755Ld 2PJ800 6PK1153 6PK894 6PK976 AVX10X630 AVX10X730 AVX10X950 AVX13X950
	08/90-05/97	AAM	55		<b>CT637</b> <b>CT637K1</b> <b>CT848</b> <b>CT848K4</b>	ALT, ⇒CH-NO 31-P-200 000, (PS) PS, CH-NO 31-P-200 001⇒ PS, CH-NO 31-P-200 001⇒, (AC) 2.FAN ALT, (AC), CH-NO 31-P-200 001⇒ ALT, (-AC), CH-NO 31-P-200 001⇒ ALT, (-AC), (TP), CH-NO 31-P-200 001⇒ ALT, ⇒CH-NO 31-P-200 000, (AC), (PS) PS, ⇒CH-NO 31-P-200 000 ALT, ⇒CH-NO 31-P-200 000 AC, ⇒CH-NO 31-P-200 000 ALT, (AC), (Bosch), FOR ALT: 70A, FOR ALT: 90A CA, ⇒07/1994 CA, ⇒07/1994 CA, 08/1994⇒ CA, 08/1994⇒ 11,2X866Ld 11,5X685Ld 11,5X755Ld 2PJ800 6PK1153 6PK894 6PK976 AVX10X630 AVX10X730 AVX10X950 AVX13X950 AP9004
	02/88-05/97	ABS, ADZ, RP	66			ALT, ⇒CH-NO 31-P-200000, MTR-CODE: ABS ABS ALT, (PS), (-AC), MTR-CODE: RP PS, (-AC), CH-NO 31-P-200001⇒ PS, CH-NO 31-P-200001⇒, (AC) 2.FAN ALT, MTR-CODE: ADZ, ABS, OE-NO 037 903 139M ALT, AC, CH-NO 31-P-200001⇒, MTR-CODE: ADZ, ABS 11,2X866Ld 11,2X866Ld 11,5X685Ld 11,5X755Ld 2PJ800 6PK1033 6PK1153

**VW**

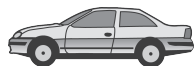


**VW**

**PASSAT Variant (3A5, 35I)**

						ALT, CH-NO 31-P-200001⇒, MTR-CODE: ADZ, ABS ALT, FOR ALT: 120A, CH-NO 31-P-200001⇒, MTR-CODE: ADZ, ABS ALT, ⇒CH-NO 31-P-200000, (AC), (PS) PS, ⇒CH-NO 31-P-200000 ALT, (-PS), (-AC), MTR-CODE: RP AC, ⇒CH-NO 31-P-200000 ALT, (AC), MTR-CODE: ABS, ADZ, (Bosch), FOR ALT: 70A, FOR ALT: 90A	6PK894 6PK976 AVX10X630 AVX10X730 AVX10X950 AVX13X950 AP9004
	08/91-09/93	KR	102		CT637 CT637K1	CA CA	
					CT869 CT869K1	2.FAN ALT, (PS), (AC) PS ALT, (PS), (-AC) AC CA CA	2PJ800 AVX10X630 AVX10X730 AVX10X950 AVX13X950
1.8 16V	04/88-12/89	KR	100	1781	CT869 CT869K1	2.FAN ALT, (PS), (AC) PS ALT, (PS), (-AC) AC CA CA	2PJ800 AVX10X630 AVX10X730 AVX10X950 AVX13X950
1.8 G60 Syncro	08/88-05/97	PG	118	1781	CT1060 CT637 CT637K1	ALT ALT, AC PS PS, (AC) G-COMPR CA CA	6PK1653 6PK1760 AVX10X666 AVX10X735
1.9 D	05/89-10/93	1Y	50	1896	CT867 CT867K1	PS, CH-NO 31-NE-160 001⇒ PS, CH-NO 31-NE-160 001⇒, (AC) PS, CH-NO 31-M-200 001⇒, ⇒CH-NO 31-NE-160 000 2.FAN 2.FAN ALT, (-AC), (TP), CH-NO 31-NE-160 001⇒ ALT, (AC), CH-NO 31-NE-160 001⇒ ALT, (-AC), CH-NO 31-NE-160 001⇒ ALT, ⇒CH-NO 31-NE-160 000, (AC) PS, ⇒CH-NO 31-M-200 000 ALT, ⇒CH-NO 31-NE-160 000 AC, ⇒CH-NO 31-NE-160 000 ONLY WITH VD1084 ALT, (Bosch), FOR ALT: 90A, OE-NO 028 903 018 AX	11,5X730Ld 11,5X790Ld 11,9X650Ld 2PJ800 2PJ860 6PK1045 6PK1145 6PK923 AVX10X695 AVX10X740 AVX10X965 AVX13X950 MS13 AP9004 VD1084
1.9 TD	03/91-05/97	AAZ	55	1896	CT867 CT867K1 CT867K2	PS, (-AC) PS, WP, (AC) 2.FAN, OE-NO 1H0 119 137 2.FAN, OE-NO 1H0 119 137 A ALT, (-AC), (TENS DAMPER), FOR ALT: 120A ALT, (AC) ALT, (-AC), (-TENS DAMPER) ONLY WITH VD1084 ALT, (AC), (Bosch), FOR ALT: 70A, FOR ALT: 90A	11,5X730Ld 11,5X790Ld 2PJ800 2PJ860 6PK1045 6PK1145 6PK923 MS13 AP9004 VD1084
1.9 TDI	10/93-05/97	1Z, AHU	66	1896	CT867 CT867K3 CT867K4	PS, (-AC) PS, WP, (AC) 2.FAN ALT, (-AC) ALT, (AC) ONLY WITH VD1084 ALT, (Bosch), FOR ALT: 70A, FOR ALT: 90A MTR-CODE: 1Z, AHU CA, MTR-CODE: 1Z, AHU CA, MTR-CODE: 1Z, ⇒MTR-NO 289 575 CA, MTR-CODE: 1Z, MTR-NO 289 576⇒	11,5X730Ld 11,5X790Ld 2PJ905 6PK1045 6PK1145 MS13 AP9004 VD1084





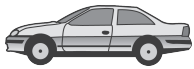
**VW**

**PASSAT Variant (3A5, 35I)**

	03/96-05/97	AFN	81		<b>CT867K4</b>	CA, MTR-CODE: AHU PS, (-AC) PS, WP, (AC) 2.FAN ALT, (-AC) ALT, (AC) ONLY WITH VD1084 ALT, (Bosch), FOR ALT: 120A, OE-NO 028 903 026 G	<b>11,5X730Ld</b> <b>11,5X790Ld</b> <b>2PJ905</b> <b>6PK1045</b> <b>6PK1145</b> <b>MS13</b> <b>AP9004</b>  <b>VD1084</b>
					<b>CT867</b> <b>CT867K4</b>	CA CA	
2.0	03/95-08/96	AEP	79	1984		PS, (-AC) WP, PS, (AC) ALT, AC, FOR ALT: 120A, CH-NO 3A-T- 011390⇒ ALT, (-AC) ALT, AC, FOR ALT: 120A, ⇒CH-NO 3A-T- 011389 ALT, (AC), (Bosch), FOR ALT: 70A, FOR ALT: 90A	<b>11,5X685Ld</b> <b>11,5X755Ld</b> <b>6PK1033</b>  <b>6PK894</b> <b>6PK976</b>  <b>AP9004</b>
					<b>CT630</b> <b>CT630K1</b>	CA CA	
	02/90-05/97	2E, ADY, AGG	85			ALT, ⇒CH-NO 31P200000, (PS) PS, CH-NO 31P200001⇒ PS, CH-NO 31P200001⇒, (AC) 2.FAN ALT, AC, CH-NO 31P200001⇒ ALT, CH-NO 31P200001⇒ ALT, (TP), CH-NO 31P200001⇒ ALT, ⇒CH-NO 31P200000, (AC), (PS) PS, ⇒CH-NO 31P200000 ALT, ⇒CH-NO 31P200000 AC, ⇒CH-NO 31P200000 ALT, (AC), (Bosch), FOR ALT: 70A, FOR ALT: 90A	<b>11,2X866Ld</b> <b>11,5X685Ld</b> <b>11,5X755Ld</b> <b>2PJ800</b> <b>6PK1153</b> <b>6PK894</b> <b>6PK976</b> <b>AVX10X630</b> <b>AVX10X730</b> <b>AVX10X950</b> <b>AVX13X950</b> <b>AP9004</b>
					<b>CT630</b> <b>CT630K1</b>	CA CA	
	10/93-10/96					ALT, ⇒CH-NO 31P200000, (PS) PS, CH-NO 31P200001⇒ PS, CH-NO 31P200001⇒, (AC) 2.FAN ALT, AC, CH-NO 31P200001⇒ ALT, CH-NO 31P200001⇒ ALT, (TP), CH-NO 31P200001⇒ ALT, ⇒CH-NO 31P200000, (AC), (PS) PS, ⇒CH-NO 31P200000 ALT, ⇒CH-NO 31P200000 AC, ⇒CH-NO 31P200000	<b>11,2X866Ld</b> <b>11,5X685Ld</b> <b>11,5X755Ld</b> <b>2PJ800</b> <b>6PK1153</b> <b>6PK894</b> <b>6PK976</b> <b>AVX10X630</b> <b>AVX10X730</b> <b>AVX10X950</b> <b>AVX13X950</b>
					<b>CT630</b> <b>CT630K1</b>	CA CA	
2.0 16V	08/88-09/93	9A	100	1984		2.FAN ALT, (AC), PS ALT, (-AC) AC	<b>2PJ800</b> <b>AVX10X630</b> <b>AVX10X950</b> <b>AVX13X950</b>
					<b>CT869</b> <b>CT869K1</b>	CA CA	
	01/94-05/97	ABF	110			PS, (-AC) PS, (AC) ALT, AC ALT, (TP) ALT, (Bosch), FOR ALT: 70A, FOR ALT: 90A	<b>11,5X685Ld</b> <b>11,5X755Ld</b> <b>6PK1153</b> <b>6PK976</b> <b>AP9004</b>
					<b>CT872</b> <b>CT872K1</b> <b>CT872K2</b>	CA CA, ⇒MTR-NO 020 922 CA, MTR-NO 020 923⇒	
2.0 Syncro	10/90-05/97	2E, ADY, AGG	85	1984		ALT, ⇒CH-NO 31P200000, (PS) PS, CH-NO 31P200001⇒ PS, CH-NO 31P200001⇒, (AC) 2.FAN ALT, AC, CH-NO 31P200001⇒ ALT, CH-NO 31P200001⇒ ALT, (TP), CH-NO 31P200001⇒ ALT, ⇒CH-NO 31P200000, (AC), (PS) PS, ⇒CH-NO 31P200000 ALT, ⇒CH-NO 31P200000 AC, ⇒CH-NO 31P200000 ALT, (AC), (Bosch), FOR ALT: 70A, FOR ALT: 90A	<b>11,2X866Ld</b> <b>11,5X685Ld</b> <b>11,5X755Ld</b> <b>2PJ800</b> <b>6PK1153</b> <b>6PK894</b> <b>6PK976</b> <b>AVX10X630</b> <b>AVX10X730</b> <b>AVX10X950</b> <b>AVX13X950</b> <b>AP9004</b>

VW





**VW**

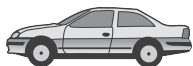
**PASSAT Variant (3A5, 35I)**

					<b>CT630</b> <b>CT630K1</b>	CA CA	
2.8 VR6	06/91-05/97	AAA	128	2792		ALT, PS, AC ALT, PS	<b>7DPK1360</b> <b>7PK1290</b>
2.9 VR6 Syncro	01/94-05/97	ABV	135	2861		ALT, PS, AC ALT, PS	<b>7DPK1360</b> <b>7PK1290</b>

**PASSAT Variant (3B5)**

1.6	06/97-11/00	AHL, ADP, ANA, ARM	74	1595	<b>CT848</b> <b>CT848K3</b> <b>CT908</b> <b>CT908K1</b> <b>CT908WP1</b>	PS AC ALT, PS, FAN, (VISCO) ALT, (Valeo), FOR ALT: 120A, OE-NO 06B 903 016 E MTR-CODE: AHL, ARM, ANA, ALT, (Bosch), FOR ALT: 120A, OE-NO 06B903016B CA, MTR-CODE: ADP CA, MTR-CODE: ADP CA, MTR-CODE: AHL, ANA, ARM CA, MTR-CODE: AHL, ANA, ARM CA, MTR-CODE: AHL, ANA, ARM	<b>11,0X528Ld</b> <b>4PK855</b> <b>5PK1300</b> <b>AP9002</b> <b>AP9007</b>
1.8	06/97-11/00	AFY	85	1781	<b>CT919</b> <b>CT919K1</b> <b>CT919K2</b> <b>CT919K4</b>	PS AC ALT CA CA CA, MTR-NO 010 001⇒ CA	<b>11,0X528Ld</b> <b>4PK855</b> <b>5PK1300</b>
		ADR, APT, ARG	92		<b>CT919</b> <b>CT919K1</b> <b>CT919K2</b> <b>CT919K4</b>	PS AC ALT, PS, (VISCO) ALT, (Valeo), FOR ALT: 120A, OE-NO 06B903016E, MTR-CODE: ARG MTR-CODE: ARG, ALT, (Bosch), FOR ALT: 120A, OE-NO 06B903016B CA CA CA CA	<b>11,0X528Ld</b> <b>4PK855</b> <b>5PK1300</b> <b>AP9002</b> <b>AP9007</b>
1.8 Syncro/4motion	06/97-11/00	ADR, APT, ARG	92	1781	<b>CT919</b> <b>CT919K1</b> <b>CT919K2</b> <b>CT919K4</b>	PS AC ALT, PS, (VISCO) ALT, (Valeo), FOR ALT: 120A, OE-NO 06B903016E, MTR-CODE: ARG MTR-CODE: ARG, ALT, (Bosch), FOR ALT: 120A, OE-NO 06B903016B CA CA CA CA	<b>11,0X528Ld</b> <b>4PK855</b> <b>5PK1300</b> <b>AP9002</b> <b>AP9007</b>
1.8 T	06/97-11/00	AEB, ANB, APU	110	1781	<b>CT919</b> <b>CT919K1</b> <b>CT919K2</b> <b>CT919K4</b>	PS AC ALT, PS, (VISCO) ALT, (Valeo), FOR ALT: 120A, OE-NO 06B903016E ALT, (Bosch), FOR ALT: 120A, OE-NO 06B903016B CA CA CA CA	<b>11,0X528Ld</b> <b>4PK855</b> <b>5PK1300</b> <b>AP9002</b> <b>AP9007</b>
1.9 TDI	08/98-11/00	AJM, ATJ	85	1896		AC ALT, PS ONLY WITH VD1090 ALT, (Bosch), FOR ALT: 70A, OE-NO 038 903 023 K, FOR ALT: 90A, OE-NO 038 903 023 L, FOR ALT: 120A, OE-NO 028 903 028 E, MTR-CODE: AJM / AUJ ALT, (Valeo), FOR ALT: 70A, OE-NO 038 903 023 Q, FOR ALT: 90A, OE-NO 038 903 023 R, FOR ALT: 120A, OE-NO 038 903 023 S, MTR-CODE: AJM / AUJ ALT, (Hitachi), FOR ALT: 120A, OE-NO 028 903 029 G, MTR-CODE: AJM / AUJ ALT, MTR-CODE: ATJ, CH-NO 3B-X-150 001⇒, ⇒CH-NO 3B-Y-060 488, (Bosch), FOR ALT: 90A, OE-NO 028 903 029 A, FOR ALT: 120A, OE-NO 028 903 029 B ALT, MTR-CODE: ATJ, AJM, CH-NO 3B-Y-	<b>4PK855</b> <b>5PK1432</b> <b>MS17</b> <b>AP9001</b> <b>AP9001</b> <b>AP9001</b> <b>AP9001</b> <b>AP9002</b> <b>AP9002</b>





**VW**

**PASSAT Variant (3B5)**

				<p><b>CT1028</b> <b>CT1028K1</b> <b>CT1028K2</b> <b>CT1028K2</b> <b>CT1028K4</b> <b>CT1028K4</b> <b>CT1028K5</b> <b>CT1028WP6</b> <b>CT1028WP7</b> <b>CT1028WP7</b></p>	<p>ALT, MTR-CODE: ATJ, AJM, CH-NO 3B-X-150 001⇒, ⇒CH-NO 3B-Y-060 488, (Valeo), FOR ALT: 120A, OE-NO 028 903 031 A</p> <p>CA, MTR-CODE: ATJ, AJM</p> <p>CA, MTR-CODE: AJM, ⇒MTR-NO 185 670</p> <p>CA, MTR-CODE: ATJ</p> <p>CA, MTR-CODE: AJM, MTR-NO 185 671⇒</p> <p>CA, MTR-CODE: ATJ</p> <p>CA, MTR-CODE: AJM, MTR-NO 185 671⇒</p> <p>CA, MTR-CODE: AJM, ⇒MTR-NO 185 670</p> <p>CA, MTR-CODE: AJM, ⇒MTR-NO 185 670</p> <p>CA, MTR-CODE: ATJ</p> <p>CA, MTR-CODE: AJM, MTR-NO 185 671⇒</p>	<p><b>AP9002</b></p> <p><b>VD1090</b></p>
02/00-11/00	AVB	74		<p><b>CT1028</b> <b>CT1028K2</b> <b>CT1028K4</b> <b>CT1028WP7</b></p>	<p>AC</p> <p>ALT, PS</p> <p>ALT, CH-NO 3B-X-150 001⇒, ⇒CH-NO 3B-Y-060 488, (Bosch), FOR ALT: 90A, OE-NO 028 903 029 A, FOR ALT: 120A, OE-NO 028 903 029 B</p> <p>ALT, CH-NO 3B-Y-060 489⇒, (Bosch), FOR ALT: 90A, OE-NO 028 903 029 S, FOR ALT: 120A, OE-NO 028 903 031</p> <p>⇒CH-NO 3B-5E170 000, 3B-5-100 000</p> <p>CA</p> <p>CA</p> <p>CA</p> <p>CA</p>	<p><b>4PK855</b> <b>5PK1432</b> <b>AP9002</b></p> <p><b>AP9002</b></p> <p><b>VD1090</b></p>
06/97-11/00	AHU, AHH	66		<p><b>CT867</b> <b>CT867K4</b> <b>CT945</b> <b>CT945K2</b></p>	<p>AC</p> <p>ALT, PS</p> <p>ALT, CH-NO 3B-X-150 000⇒, (Valeo), FOR ALT: 90A, OE-NO 028 903 027 T</p> <p>ALT, CH-NO 3B-X-150 001⇒, ⇒CH-NO 3B-Y-060 488, (Valeo), FOR ALT: 90A, OE-NO 028 903 029 D, FOR ALT: 120A, OE-NO 028 903 029 E</p> <p>ALT, CH-NO 3B-X-150 001⇒, ⇒CH-NO 3B-Y-060 488, (Bosch), FOR ALT: 90A, OE-NO 028 903 029 A, FOR ALT: 120A, OE-NO 028 903 029 B</p> <p>ALT, CH-NO 3B-Y-060 489⇒, (Valeo), FOR ALT: 120A, OE-NO 028 903 031 A</p> <p>ALT, (Bosch), CH-NO 3B-Y-060 489⇒, FOR ALT: 120A, OE-NO 028 903 031, 028 903 029 S</p> <p>ALT, MTR-CODE: AHU, AHH, ⇒CH-NO 3B-X-150 000, (Bosch), FOR ALT: 70A, OE-NO 028 903 027 Q, FOR ALT: 120A, OE-NO 028 903 028</p> <p>ALT, MTR-CODE: AHU, ⇒CH-NO 3B-W-080 000, (Bosch), FOR ALT: 120A, OE-NO 028 903 028F</p> <p>ALT, MTR-CODE: AHH, ⇒CH-NO 3B-X-150 000, (Bosch), FOR ALT: 90A, OE-NO 028 903 027 S</p> <p>CA, MTR-CODE: AHU</p> <p>CA, MTR-CODE: AHU</p> <p>CA, MTR-CODE: AHH</p> <p>CA, MTR-CODE: AHH</p>	<p><b>4PK855</b> <b>5PK1592</b> <b>AP9002</b></p> <p><b>AP9002</b></p> <p><b>AP9002</b></p> <p><b>AP9002</b></p> <p><b>AP9002</b></p> <p><b>AP9002</b></p> <p><b>AP9002</b></p> <p><b>AP9032</b></p> <p><b>AP9032</b></p> <p><b>AP9032</b></p>
	AFN, AVG	81			<p>AC</p> <p>ALT, PS</p> <p>ALT, CH-NO 3B-X-150 000⇒, (Valeo), FOR ALT: 90A, OE-NO 028 903 027 T</p> <p>ALT, CH-NO 3B-X-150 001⇒, ⇒CH-NO 3B-Y-060 488, (Valeo), FOR ALT: 90A, OE-NO 028 903 029 D, FOR ALT: 120A, OE-NO 028 903 029 E</p> <p>ALT, CH-NO 3B-X-150 001⇒, ⇒CH-NO 3B-Y-060 488, (Bosch), FOR ALT: 90A, OE-NO 028 903 029 A, FOR ALT: 120A, OE-NO 028 903 029 B</p> <p>ALT, CH-NO 3B-Y-060 489⇒, (Valeo), FOR ALT: 120A, OE-NO 028 903 031 A</p> <p>ALT, (Bosch), CH-NO 3B-Y-060 489⇒, FOR ALT: 120A, OE-NO 028 903 031, 028 903 029 S</p> <p>ALT, MTR-CODE: AFN, ⇒CH-NO 3B-X-150</p>	<p><b>4PK855</b> <b>5PK1592</b> <b>AP9002</b></p> <p><b>AP9002</b></p> <p><b>AP9002</b></p> <p><b>AP9002</b></p> <p><b>AP9002</b></p> <p><b>AP9002</b></p> <p><b>AP9032</b></p>





**VW**

**PASSAT Variant (3B5)**

						000, (Bosch), FOR ALT: 70A, OE-NO 028 903 027 Q ALT, ⇒CH-NO 3B-X-150 000, MTR-CODE: AFN, AVG, (Bosch), FOR ALT: 120A, OE-NO 028 903 028	<b>AP9032</b>
					<b>CT867</b> <b>CT867K4</b>	CA CA	
1.9 TDI 4motion	08/99-11/00	ATJ	85	1896		AC ALT, PS ONLY WITH VD1090 ALT, MTR-CODE: ATJ, CH-NO 3B-X-150 001⇒, ⇒CH-NO 3B-Y-060 488, (Bosch), FOR ALT: 90A, OE-NO 028 903 029 A, FOR ALT: 120A, OE-NO 028 903 029 B ALT, MTR-CODE: ATJ, CH-NO 3B-Y-060 489⇒, (Valeo), FOR ALT: 120A, OE-NO 028 903 029 E ALT, MTR-CODE: ATJ, CH-NO 3B-X-150 001⇒, ⇒CH-NO 3B-Y-060 488, (Valeo), FOR ALT: 120A, OE-NO 028 903 031 A	<b>4PK855</b> <b>5PK1432</b> <b>MS17</b> <b>AP9002</b>  <b>AP9002</b>  <b>AP9002</b>  <b>VD1090</b>
					<b>CT1028</b> <b>CT1028K2</b> <b>CT1028K4</b> <b>CT1028WP7</b>	CA CA CA CA	
1.9 TDI Syncro/4motion	06/97-11/00	AFN, AVG	81	1896		AC ALT, PS ALT, CH-NO 3B-X-150 000⇒, (Valeo), FOR ALT: 90A, OE-NO 028 903 027 T ALT, CH-NO 3B-X-150 001⇒, ⇒CH-NO 3B-Y-060 488, (Valeo), FOR ALT: 90A, OE-NO 028 903 029 D, FOR ALT: 120A, OE-NO 028 903 029 E ALT, CH-NO 3B-X-150 001⇒, ⇒CH-NO 3B-Y-060 488, (Bosch), FOR ALT: 90A, OE-NO 028 903 029 A, FOR ALT: 120A, OE-NO 028 903 029 B ALT, CH-NO 3B-Y-060 489⇒, (Valeo), FOR ALT: 120A, OE-NO 028 903 031 A ALT, (Bosch), CH-NO 3B-Y-060 489⇒, FOR ALT: 120A, OE-NO 028 903 031, 028 903 029 S ALT, MTR-CODE: AFN, ⇒CH-NO 3B-X-150 000, (Bosch), FOR ALT: 70A, OE-NO 028 903 027 Q ALT, ⇒CH-NO 3B-X-150 000, MTR-CODE: AFN, AVG, (Bosch), FOR ALT: 120A, OE-NO 028 903 028	<b>4PK855</b> <b>5PK1592</b> <b>AP9002</b>  <b>AP9002</b>  <b>AP9002</b>  <b>AP9002</b>  <b>AP9002</b>  <b>AP9032</b>  <b>AP9032</b>
					<b>CT867</b> <b>CT867K4</b>	CA CA	
2.3 VR5	06/97-11/00	AGZ	110	2324		ALT, PS ALT, PS, AC	<b>6PK1660</b> <b>6PK2370</b>
2.3 VR5 Syncro/4motion	10/97-11/00	AGZ	110	2324		ALT, PS ALT, PS, AC	<b>6PK1660</b> <b>6PK2370</b>
2.5 TDI	07/98-11/00	AKN, AFB	110	2496		AC ALT ALT, AC ONLY WITH VD1032	<b>4PK1237</b> <b>6PK2404</b> <b>6PK2404D1</b> <b>MS19</b> <b>VD1032</b>
					<b>CT1015</b> <b>CT1015K1</b> <b>CT1015K2</b> <b>CT1015WP1</b> <b>CT1018</b> <b>CT1018K1</b>	CA CA CA CA, MTR-CODE: AKN INJP INJP	
2.5 TDI Syncro/4motion	12/98-11/00	AKN, AFB	110	2496		AC ALT ALT, AC ONLY WITH VD1032	<b>4PK1237</b> <b>6PK2404</b> <b>6PK2404D1</b> <b>MS19</b> <b>VD1032</b>
					<b>CT1015</b> <b>CT1015K1</b> <b>CT1015K2</b> <b>CT1015WP1</b> <b>CT1018</b> <b>CT1018K1</b>	CA CA CA CA, MTR-CODE: AKN INJP INJP	
2.8 Syncro	05/97-09/99	AGE	132	2771		ALT, (-AC) ALT, (AC)	<b>6PK1760</b> <b>6PK1880</b>





<b>VW</b>						
<b>PASSAT Variant (3B5)</b>						
					CT920 CT920K1 CT920K2 CT920WP3	CA CA CA CA
2.8 V6	09/97-09/99	AGE	132	2771		ALT, (-AC) ALT, (AC) 6PK1760 6PK1880
					CT920 CT920K1 CT920K2 CT920WP3	CA CA CA CA
	09/99-11/00	ATX	140			ALT, (-AC) ALT, (AC) 6PK1760 6PK1880
					CT920 CT920K1 CT920K2 CT920WP3	CA CA CA CA
	06/97-11/00	ACK, APR, AQD	142			ALT, (-AC) ALT, (AC) 6PK1760 6PK1880
					CT920 CT920K1 CT920K2 CT920WP3	CA CA CA CA
2.8 V6 4motion	09/99-11/00	ATX	140	2771		ALT, (-AC) ALT, (AC) 6PK1760 6PK1880
					CT920 CT920K1 CT920K2 CT920WP3	CA CA CA CA
2.8 V6 Syncro/4motion	06/97-11/00	ACK, APR, AQD, ALG	142	2771		ALT, (-AC) ALT, (AC) 6PK1760 6PK1880
					CT920 CT920K1 CT920K2 CT920WP3	CA CA CA CA
<b>PASSAT Variant (3B6)</b>						
1.6	11/00-05/05	ALZ	75	1595		AC ALT, PS ALT, (Valeo), FOR ALT: 120A, OE-NO 06B 903 016 E ALT, (Bosch), FOR ALT: 120A, OE-NO 06B903016B 4PK855 5PK1300 AP9002
					CT908 CT908K1 CT908WP1	CA CA CA
1.8 4motion	03/01-05/05	AWM	125	1781		AC ALT, PS, FAN ALT, (Valeo), FOR ALT: 120A, OE-NO 028 903 016 E 4PK855 5PK1300 AP9002
					CT909 CT909K10	CA CA
1.8 T	05/02-08/05	AWM	125	1781		AC ALT, PS, FAN ALT, (Valeo), FOR ALT: 120A, OE-NO 028 903 016 E 4PK855 5PK1300 AP9002
					CT909 CT909K10	CA CA
1.8 T 20V	11/00-05/05	AWT	110	1781		AC ALT, PS ALT, (Valeo), FOR ALT: 120A, OE-NO 028 903 016 E, MTR-CODE: AWT 4PK855 5PK1300 AP9002
					CT909 CT909K10	CA CA
1.9 TDI	11/00-05/05	AVB	74	1896		AC ALT, PS ⇒CH-NO 3B-5E170 000, 3B-5-100 000, ONLY WITH VD1090 CH-NO 3B-5E170 001⇒, 3B-5-100 001⇒, ONLY WITH VD1090 ALT, CH-NO 3B-X-150 001⇒, ⇒CH-NO 3B-Y-060 488, (Bosch), FOR ALT: 90A, OE-NO 028 903 029 A, FOR ALT: 120A, OE-NO 028 903 029 B ALT, CH-NO 3B-Y-060 489⇒, (Bosch), FOR ALT: 90A, OE-NO 028 903 029 S, FOR ALT: 120A, OE-NO 028 903 031 ⇒CH-NO 3B-5E170 000, 3B-5-100 000 4PK855 5PK1432 MS17 MS18 AP9002 AP9002 VD1090
					CT1028 CT1028K2	MTR-CODE: AVB, CA, WP MTR-CODE: AVB, CA, WP, ⇒CH-NO 3B-2-





**VW**

**PASSAT Variant (3B6)**



					<p><b>CT1028K3</b> 500 000, ⇒MODEL '02 CA, WP, CH-NO 3B-3-000 001⇒, MODEL '03⇒</p> <p><b>CT1028K4</b> MTR-CODE: AVB, CA, WP, ⇒CH-NO 3B-2-500 000, ⇒MODEL '02</p> <p><b>CT1028WP4</b> MTR-CODE: AVB, CA, WP, CH-NO 3B-3-000 001⇒, MODEL '03⇒</p> <p><b>CT1028WP7</b> MTR-CODE: AVB, CA, WP, ⇒CH-NO 3B-2-500 000, ⇒MODEL '02</p>	
		AVF, AWX	96		<p>AC <b>4PK855</b></p> <p>ALT, PS <b>5PK1432</b></p> <p>⇒CH-NO 3B-5E170 000, 3B-5-100 000, ONLY WITH VD1090 <b>MS17</b></p> <p>CH-NO 3B-5E170 001⇒, 3B-5-100 001⇒, ONLY WITH VD1090 <b>MS18</b></p> <p>ALT, ⇒CH-NO 8E-4-010 000, (Bosch), FOR ALT: 140A, OE-NO 028 903 029 Q, FOR ALT: 150A, OE-NO 028 903 029 N <b>AP9002</b></p> <p>ALT, (Valeo), FOR ALT: 140A, OE-NO 028 903 029 R <b>AP9002</b></p> <p>⇒CH-NO 3B-5E170 000, 3B-5-100 000 <b>VD1090</b></p> <p><b>CT1028</b> MTR-CODE: AVF, AWX, CA, WP</p> <p><b>CT1028K2</b> MTR-CODE: AVF, AWX, CA, WP, ⇒CH-NO 3B-2-500 000, ⇒MODEL '02</p> <p><b>CT1028K3</b> MTR-CODE: AVF, AWX, CA, WP, CH-NO 3B-3-000 001⇒, MODEL '03⇒</p> <p><b>CT1028K4</b> MTR-CODE: AVF, AWX, CA, WP, ⇒CH-NO 3B-2-500 000, ⇒MODEL '02</p> <p><b>CT1028WP4</b> MTR-CODE: AVF, AWX, CA, WP, CH-NO 3B-3-000 001⇒, MODEL '03⇒</p> <p><b>CT1028WP7</b> MTR-CODE: AVF, AWX, CA, WP, ⇒CH-NO 3B-2-500 000, ⇒MODEL '02</p>	
1.9 TDI 4motion	11/00-05/05	AVF	96	1896	<p>AC <b>4PK855</b></p> <p>ALT, PS <b>5PK1432</b></p> <p>⇒CH-NO 3B-5E170 000, 3B-5-100 000, ONLY WITH VD1090 <b>MS17</b></p> <p>CH-NO 3B-5E170 001⇒, 3B-5-100 001⇒, ONLY WITH VD1090 <b>MS18</b></p> <p>ALT, (Bosch), FOR ALT: 90A, OE-NO 028 903 029 S, FOR ALT: 120A, OE-NO 028 903 031, FOR ALT: 150A, OE-NO 028 903 029 N <b>AP9002</b></p> <p>(Valeo), FOR ALT: 90A, OE-NO 028 903 029 T, FOR ALT: 120A, OE-NO 028 903 031 A, FOR ALT: 140A, OE-NO 028 903 029 R <b>AP9002</b></p> <p>⇒CH-NO 3B-5E170 000, 3B-5-100 000 <b>VD1090</b></p> <p><b>CT1028</b> MTR-CODE: AVF, AWX, CA, WP</p> <p><b>CT1028K2</b> MTR-CODE: AVF, AWX, CA, WP, ⇒CH-NO 3B-2-500 000, ⇒MODEL '02</p> <p><b>CT1028K3</b> MTR-CODE: AVF, AWX, CA, WP, CH-NO 3B-3-000 001⇒, MODEL '03⇒</p> <p><b>CT1028K4</b> MTR-CODE: AVF, AWX, CA, WP, ⇒CH-NO 3B-2-500 000, ⇒MODEL '02</p> <p><b>CT1028WP4</b> MTR-CODE: AVF, AWX, CA, WP, CH-NO 3B-3-000 001⇒, MODEL '03⇒</p> <p><b>CT1028WP7</b> MTR-CODE: AVF, AWX, CA, WP, ⇒CH-NO 3B-2-500 000, ⇒MODEL '02</p>	
2.0	11/00-05/05	AZM	85	1984	<p>AC <b>4PK855</b></p> <p>ALT, PS <b>5PK1300</b></p> <p>ALT, (Valeo), FOR ALT: 120A, OE-NO 06B 903 016 E <b>AP9002</b></p> <p>ALT, (Bosch), FOR ALT: 120A, OE-NO 06B903016B <b>AP9007</b></p> <p>CA</p> <p><b>CT908</b> CA</p> <p><b>CT908K1</b> CA</p> <p><b>CT908WP2</b> CA</p>	
	11/01-05/05	ALT	96		<p>ALT <b>4PK855</b></p> <p>ALT, PS, AC <b>5PK1300</b></p> <p>ALT, (Valeo), FOR ALT: 120A, OE-NO 06B 903 016 AD <b>AP9002</b></p> <p>CA</p> <p><b>CT909</b> CA, MTR-CODE: ALT</p> <p><b>CT909K10</b> CA, MTR-CODE: ALT</p> <p><b>CT909WP3</b> CA, MTR-CODE: ALT</p>	
2.0 4motion	11/00-05/05	AZM	85	1984	<p>AC <b>4PK855</b></p> <p>ALT, PS <b>5PK1300</b></p> <p>ALT, (Valeo), FOR ALT: 120A, OE-NO 06B 903 016 E <b>AP9002</b></p>	





<b>VW</b>								
<b>PASSAT Variant (3B6)</b>								
					<b>CT908</b> <b>CT908K1</b> <b>CT908WP2</b>	ALT, (Bosch), FOR ALT: 120A, OE-NO 06B903016B CA CA CA	<b>AP9007</b>	
2.0 TDI	12/03-05/05	BGW, BHW	100	1968		AC ALT, PS ALT, (Bosch), FOR ALT: 90A, OE-NO 028 903 029 S, FOR ALT: 120A, OE-NO 028 903 031 ALT, (Valeo), FOR ALT: 90A, OE-NO 028 903 029 T, FOR ALT: 120A, OE-NO 028 903 031 A	<b>4PK855</b> <b>5PK1432</b> <b>AP9002</b>  <b>AP9002</b>	
					<b>CT1028</b> <b>CT1028K3</b> <b>CT1028WP4</b>	CA CA, MTR-CODE: BGW CA, MTR-CODE: BGW		
2.3 VR5	11/00-05/05	AZX	125	2324		ALT, PS ALT, PS, AC	<b>6PK1660</b> <b>6PK2370</b>	
2.3 VR5 4motion	11/00-05/05	AZX	125	2324		ALT, PS ALT, PS, AC	<b>6PK1660</b> <b>6PK2370</b>	
2.5 TDI	11/00-05/05	AKN, AFB	110	2496		AC ALT ALT, AC, MTR-CODE: AFB, AKN ONLY WITH VD1032, ⇒CH-NO 3B-Y-179 241, 3B-YE234 923	<b>4PK1237</b> <b>6PK2404</b> <b>6PK2404D1</b> <b>MS19</b>  <b>VD1032</b>	
					<b>CT1015</b> <b>CT1015K1</b> <b>CT1015K2</b> <b>CT1015WP1</b> <b>CT1018</b> <b>CT1018K1</b>	CA CA CA CA, MTR-CODE: AKN INJP, MTR-CODE: AFB, AKN INJP, MTR-CODE: AFB, AKN		
	05/03-05/05	BDG	120			AC ALT ALT, AC ONLY WITH VD1032	<b>4PK1237</b> <b>6PK2404</b> <b>6PK2404D1</b> <b>MS19</b> <b>VD1032</b>	
					<b>CT1015</b> <b>CT1015K1</b> <b>CT1015K2</b> <b>CT1015WP1</b> <b>CT1018</b> <b>CT1018K1</b>	CA CA CA CA INJP INJP		
2.5 TDI 4motion	11/00-05/05	AKN, AFB	110	2496		AC ALT ALT, AC, MTR-CODE: AFB, AKN ONLY WITH VD1032, CH-NO 3B-Y-179 242⇒, 3B-YE234 924⇒	<b>4PK1237</b> <b>6PK2404</b> <b>6PK2404D1</b> <b>MS19</b>  <b>VD1032</b>	
					<b>CT1015</b> <b>CT1015K1</b> <b>CT1015K2</b> <b>CT1015WP1</b> <b>CT1018</b> <b>CT1018K1</b>	CA CA CA CA, MTR-CODE: AKN INJP, MTR-CODE: AFB, AKN INJP, MTR-CODE: AFB, AKN		
	01/03-05/05	BAU, BDH	132			AC ALT ALT, AC ONLY WITH VD1032	<b>4PK1237</b> <b>6PK2404</b> <b>6PK2404D1</b> <b>MS19</b> <b>VD1032</b>	
					<b>CT1015</b> <b>CT1015K1</b> <b>CT1015K2</b> <b>CT1015WP1</b> <b>CT1018</b> <b>CT1018K1</b>	CA CA CA CA INJP INJP		
2.8 4motion	11/00-05/05	AMX, ATQ	142	2771		<b>CT920</b> <b>CT920K1</b> <b>CT920K2</b> <b>CT920WP3</b>	CA CA CA CA	
4.0 W8 4motion	09/01-05/05	BDN, BDP	202	3999		ALT	<b>7DPK2569</b>	
<b>PASSAT Variant (3C5)</b>								
1.4 TSI	05/07-11/10	CAXA	90	1390		ALT, (-AC) ALT, (AC) ALT, (Valeo), OE-NO 03C 903 023 G, FOR ALT: 110A, OE-NO 03C 903 023 C, FOR ALT: 140A ALT, (Bosch), OE-NO 03C 903 023 A, FOR	<b>6PK1090</b> <b>6PK1733</b> <b>AP9012</b>  <b>AP9012</b>	





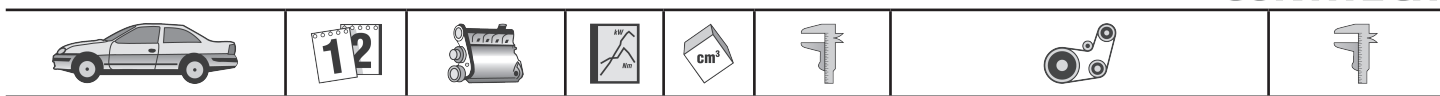
**VW**

**PASSAT Variant (3C5)**

↔ 1.4 TSI EcoFuel

	01/09-11/10	CDGA	110	1390		AIRC ALT, (-AC) ALT, (AC) ALT, (Valeo), FOR ALT: 140A, OE-NO 03C903023G	6PK491 6PK1600 6PK1698 AP9012
1.6	08/05-11/10	BSE, BSF	75	1595	CT908 CT908K1 CT908WP1	ALT, (AC) ALT, (Bosch), FOR ALT: 140A, OE-NO 06F903023F ALT, (Valeo), FOR ALT: 140A, OE-NO 06F903023C	6PK1045 AP9001 AP9001
1.6 FSI	08/05-06/08	BLF	85	1598		ALT, PS, AC ALT, (Valeo), OE-NO 03C 903 023 C, FOR ALT: 140A ALT, (Bosch), OE-NO 03C 903 023 A, FOR ALT: 140A	6PK1733 AP9012 AP9012
1.6 TDI	08/09-11/10	CAYC	77	1598	CT1139 CT1139K1 CT1139WP1 CT1139WP4	MTR-CODE: CAYC, ALT, (AC) MTR-CODE: CAYC, ALT, (-AC) MTR-CODE: CAYC, ALT, (-AC)  ONLY WITH VD1076 ALT, (Bosch), FOR ALT: 180A, OE-NO 03L903023D ALT, (Valeo), FOR ALT: 180A, OE-NO 03L903023B MTR-CODE: CAYC, ⇒10/2009 MTR-CODE: CAYC, 11/2009⇒ MTR-CODE: CAYB, CAYC, CA MTR-CODE: CAYB, CAYC, CA, ⇒11/2010 MTR-CODE: CAYC, CA, WP, ⇒CH-NO 3C- B-050 000, ⇒11/2010 MTR-CODE: CAYC, CA, WP, CH-NO 3C-B- 200 001⇒, ⇒11/2010	6PK1070 6PK842 ELAST 6PK842 ELAST T1 MS18 AP9001 AP9001 VD1076 VD1111
1.8 TSI	05/07-10/11	BZB, CDAA	118	1798	CT1143	ALT ALT, (Bosch), FOR ALT: 140A, OE-NO 06B903016AB ALT, (Valeo), FOR ALT: 140A, OE-NO 06D903016A, 06J903023C WP	6PK1120 AP9009 AP9009
	11/09-11/10	CDAB, CGYA	112		CT1143	ALT, (AC) ALT, (Bosch), FOR ALT: 140A, OE-NO 06B903016AB ALT, (Valeo), FOR ALT: 140A, OE-NO 06J903023C WP	6PK1120 AP9009 AP9009
1.9 TDI	08/05-11/08	BKC, BLS, BXE	77	1896	CT1028 CT1028K3 CT1028WP3	ALT, (AC) ALT, (AC) ONLY WITH VD1076 ALT, (Bosch), FOR ALT: 110A, OE-NO 06F903023D, FOR ALT: 140A, OE-NO 06F903023F ALT, (Valeo), FOR ALT: 110A, OE-NO 06F903023E, FOR ALT: 140A, OE-NO 06F903023C  CA, WP CA, WP CA, WP	6PK1050 6PK1050D2 MS18 AP9001 AP9001 VD1076
2.0 BlueTDI	01/09-	CBAC	105	1968	CT1134 CT1134K1 CT1134WP2	MTR-CODE: CBAA, CBAB, CBAC, ALT, (AC) MTR-CODE: CBAA, CBAB, CBAC, ALT, (-AC) MTR-CODE: CBAA, CBAB, CBAC, ALT, (-AC) ONLY WITH VD1076 ALT, (Bosch), FOR ALT: 140A, OE-NO 06F903023F, FOR ALT: 180A, OE-NO 03G903023 ALT, (Valeo), FOR ALT: 140A, OE-NO 06F903023C, FOR ALT: 180A, OE-NO 03L903023E MTR-CODE: CBAA, CBAB, CBAC MTR-CODE: CBAA, CBAB, CBAC, CA MTR-CODE: CBAA, CBAB, CBAC, CA MTR-CODE: CBAA, CBAB, CBAC, CA, WP	6PK1070 6PK842 ELAST 6PK842 ELAST T1 MS18 AP9001 AP9001 VD1076
2.0 FSI	08/05-11/10	BLY, BLR, BVY,	110	1984		ALT, (AC)	6PK1045





<b>VW</b>						
<b>PASSAT Variant (3C5)</b>						
		BVZ				ALT, (Bosch), FOR ALT: 140A, OE-NO 06F903023F ALT, (Valeo), FOR ALT: 140A, OE-NO 06F903023C <b>AP9001</b> <b>AP9001</b> <b>VD1107</b>
		AXX, BWA, BPY, CAWB, CCTA, CBFA, CCZA	147		<b>CT1088</b> <b>CT1088K1</b>	CA CA MTR-CODE: BPY, AXX, BWA, ALT, (AC) MTR-CODE: CCTA, CCZA, CBFA, CAWB, ALT, (AC) ALT, (Bosch), FOR ALT: 140A, OE-NO 06F903023F, MTR-CODE: BWA, BPY, AXX, CBFA ALT, (Valeo), FOR ALT: 140A, OE-NO 06F903023C, MTR-CODE: BWA, BPY, AXX, CBFA ALT, (Bosch), FOR ALT: 140A, OE-NO 06B903016AB ALT, (Valeo), FOR ALT: 140A, OE-NO 06D903016A, 06J903023C MTR-CODE: CCTA, CAWB, CCZA MTR-CODE: BPY, AXX, BWA, CA, WP CA, MTR-CODE: BPY, AXX, BWA WP, MTR-CODE: CCTA, CCZA, CBFA, CAWB <b>6PK1054</b> <b>6PK1120</b> <b>AP9001</b> <b>AP9001</b> <b>AP9009</b> <b>AP9009</b> <b>AP9009</b>
	08/07-11/10	CCTB	125			ALT, (AC) ALT, (Bosch), FOR ALT: 140A, OE-NO 06B903016AB ALT, (Valeo), FOR ALT: 140A, OE-NO 06D903016A, 06J903023C WP <b>6PK1120</b> <b>AP9009</b> <b>AP9009</b>
2.0 FSI 4motion	09/05-11/10	BLX, BLY, BVX	110	1984		ALT ALT, (Bosch), FOR ALT: 140A, OE-NO 06F903023F ALT, (Valeo), FOR ALT: 140A, OE-NO 06F903023C CA CA <b>6PK1045</b> <b>AP9001</b> <b>AP9001</b> <b>VD1107</b>
2.0 TDI	08/05-02/06	BVE	90	1968	<b>CT1051</b> <b>CT1051K1</b> <b>CT1051K2</b> <b>CT1051WP1</b> <b>CT1051WP2</b>	MTR-CODE: BVE, ALT, (AC) MTR-CODE: BVE, ALT, (AC) MTR-CODE: BVE, ALT, (-AC) ONLY WITH VD1076 ALT, (Bosch), FOR ALT: 140A, OE-NO 06F903023F, FOR ALT: 180A, OE-NO 03G903023 ALT, (Valeo), FOR ALT: 140A, OE-NO 06F903023C, FOR ALT: 180A, OE-NO 021903023L MTR-CODE: BVE MTR-CODE: BVE, CA, WP MTR-CODE: BVE, CA, WP, ⇒CH-NO 3C-6-300 000 MTR-CODE: BVE, CA, WP, CH-NO 3C-7-000 001⇒ CA, WP, ⇒CH-NO 3C-6-300 000, MTR-CODE: BVE CA, WP, CH-NO 3C-7-000 001⇒, MTR-CODE: BVE <b>6PK1050</b> <b>6PK1050D2</b> <b>6PK948</b> <b>MS18</b> <b>AP9001</b> <b>AP9001</b> <b>VD1076</b>
	08/05-11/10	BMA, CBAA	100			MTR-CODE: BMA, ALT, (AC) MTR-CODE: BMA, ALT, (AC) MTR-CODE: CBAA, CBAB, CBAC, ALT, (AC) MTR-CODE: CBAA, CBAB, CBAC, ALT, (-AC) MTR-CODE: CBAA, CBAB, CBAC, ALT, (-AC) MTR-CODE: BMA, ALT, (-AC) ONLY WITH VD1076 ALT, (Bosch), FOR ALT: 140A, OE-NO 06F903023F, FOR ALT: 180A, OE-NO 03G903023, MTR-CODE: BMA ALT, (Valeo), FOR ALT: 140A, OE-NO 06F903023C, FOR ALT: 180A, OE-NO 021903023L, MTR-CODE: BMA MTR-CODE: BMA, CBAA, CBAB, CBAC MTR-CODE: BMA, CA, WP MTR-CODE: BMA, CA, WP, ⇒CH-NO 3C- <b>6PK1050</b> <b>6PK1050D2</b> <b>6PK1070</b> <b>6PK842 ELAST</b> <b>6PK842 ELAST</b> <b>T1</b> <b>6PK948</b> <b>MS18</b> <b>AP9001</b> <b>AP9001</b> <b>VD1076</b>

VW







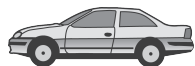
**VW**

**PASSAT Variant (3C5)**



				<p><b>CT1051K2</b> 6-300 000 MTR-CODE: BMA, CA, WP, CH-NO 3C-7-000 001⇒</p> <p><b>CT1051WP1</b> MTR-CODE: BMA, CA, WP, ⇒CH-NO 3C-6-300 000</p> <p><b>CT1051WP2</b> MTR-CODE: BMA, CA, WP, CH-NO 3C-7-000 001⇒</p> <p><b>CT1134</b> MTR-CODE: CBAA, CBAB, CBAC, CA, WP</p> <p><b>CT1134K1</b> MTR-CODE: CBAA, CBAB, CBAC, CA, WP</p> <p><b>CT1134WP2</b> MTR-CODE: CBAA, CBAB, CBAC, CA, WP</p>	
08/05-	BMR, CBBB	125		<p>MTR-CODE: BMR, ALT, (AC)</p> <p>MTR-CODE: BMR, ALT, (AC)</p> <p>MTR-CODE: CBBB, ALT, (AC)</p> <p>MTR-CODE: CBBB, ALT, (-AC)</p> <p>MTR-CODE: CBBB, ALT, (-AC)</p> <p>MTR-CODE: BMR, ALT, (-AC) ONLY WITH VD1076</p> <p>ALT, (Bosch), FOR ALT: 140A, OE-NO 06F903023F, FOR ALT: 180A, OE-NO 03G903023, MTR-CODE: BMR</p> <p>ALT, (Valeo), FOR ALT: 140A, OE-NO 06F903023C, FOR ALT: 180A, OE-NO 021903023L, MTR-CODE: BMR</p> <p>MTR-CODE: BMR, CBBB</p> <p><b>CT1051</b> MTR-CODE: BMR, CA, WP</p> <p><b>CT1051K1</b> MTR-CODE: BMR, CA, WP, ⇒CH-NO 3C-6-300 000</p> <p><b>CT1051K2</b> MTR-CODE: BMR, CA, WP, CH-NO 3C-7-000 001⇒</p> <p><b>CT1051WP1</b> MTR-CODE: BMR, CA, WP, ⇒CH-NO 3C-6-300 000</p> <p><b>CT1051WP2</b> MTR-CODE: BMR, CA, WP, CH-NO 3C-7-000 001⇒</p> <p><b>CT1134</b> MTR-CODE: CBBB, CA, WP</p> <p><b>CT1134K1</b> MTR-CODE: CBBB, CA, WP</p> <p><b>CT1134WP1</b> MTR-CODE: CBBB, CA, WP</p>	<p><b>6PK1050</b></p> <p><b>6PK1050D2</b></p> <p><b>6PK1070</b></p> <p><b>6PK842 ELAST</b></p> <p><b>6PK842 ELAST T1</b></p> <p><b>6PK948</b></p> <p><b>MS18</b></p> <p><b>AP9001</b></p> <p><b>AP9001</b></p> <p><b>VD1076</b></p>
	BMP	103		<p>ALT, (AC)</p> <p>ALT, (AC)</p> <p>ONLY WITH VD1076</p> <p>ALT, (Bosch), FOR ALT: 140A, OE-NO 06F903023F, FOR ALT: 180A, OE-NO 03G903023</p> <p>ALT, (Valeo), FOR ALT: 140A, OE-NO 06F903023C, FOR ALT: 180A, OE-NO 021903023L</p> <p>MTR-CODE: BMP</p> <p>CA, WP</p> <p><b>CT1028</b> CA, WP</p> <p><b>CT1028K3</b> CA, WP</p> <p><b>CT1028WP4</b> CA, WP</p>	<p><b>6PK1050</b></p> <p><b>6PK1050D2</b></p> <p><b>MS18</b></p> <p><b>AP9001</b></p> <p><b>AP9001</b></p> <p><b>VD1076</b></p>
	BUZ	120		<p>MTR-CODE: BUZ, ALT, (AC)</p> <p>MTR-CODE: BUZ, ALT, (AC)</p> <p>ALT, (Bosch), FOR ALT: 140A, OE-NO 06F903023F, FOR ALT: 180A, OE-NO 03G903023</p> <p>ALT, FOR ALT: 140A, OE-NO 06F903023C, FOR ALT: 180A, OE-NO 021903026L</p> <p>MTR-CODE: BUZ, CA, WP</p> <p>MTR-CODE: BUZ, CA, WP, ⇒CH-NO 3C-6-300 000</p> <p><b>CT1051</b> MTR-CODE: BUZ, CA, WP</p> <p><b>CT1051K1</b> MTR-CODE: BUZ, CA, WP, ⇒CH-NO 3C-6-300 000</p> <p><b>CT1051K2</b> MTR-CODE: BUZ, CA, WP, CH-NO 3C-7-000 001⇒</p> <p><b>CT1051WP1</b> MTR-CODE: BUZ, CA, WP, ⇒CH-NO 3C-6-300 000</p> <p><b>CT1051WP2</b> MTR-CODE: BUZ, CA, WP, CH-NO 3C-7-000 001⇒</p>	<p><b>6PK1050</b></p> <p><b>6PK1050D2</b></p> <p><b>AP9001</b></p> <p><b>AP9001</b></p>
11/08-11/10	CBDC	81		<p>MTR-CODE: CBDC, ALT, (AC)</p> <p>MTR-CODE: CBDC, ALT, (-AC)</p> <p>MTR-CODE: CBDC, ALT, (-AC)</p> <p>ONLY WITH VD1076</p> <p>ALT, (Bosch), FOR ALT: 140A, OE-NO 06F903023F, FOR ALT: 180A, OE-NO 03G903023</p> <p>ALT, (Valeo), FOR ALT: 140A, OE-NO 06F903023C, FOR ALT: 180A, OE-NO 03L903023E</p> <p>MTR-CODE: CBDC</p>	<p><b>6PK1070</b></p> <p><b>6PK842 ELAST</b></p> <p><b>6PK842 ELAST T1</b></p> <p><b>MS18</b></p> <p><b>AP9001</b></p> <p><b>AP9001</b></p> <p><b>VD1076</b></p>





**VW**

**PASSAT Variant (3C5)**

					<b>CT1134</b> <b>CT1134K1</b> <b>CT1134WP2</b>	MTR-CODE: CBDC, CA MTR-CODE: CBDC, CA MTR-CODE: CBDC, CA, WP	
	11/05-05/07	BWV	88			MTR-CODE: BWV, ALT, (AC) MTR-CODE: BWV, ALT, (AC) ONLY WITH VD1076 ALT, (Bosch), FOR ALT: 140A, OE-NO 06F903023F, FOR ALT: 180A, OE-NO 03G903023 ALT, (Valeo), FOR ALT: 140A, OE-NO 06F903023C, FOR ALT: 180A, OE-NO 021 903 026 L MTR-CODE: BWV MTR-CODE: BWV, CA, WP MTR-CODE: BWV, CA, WP, ⇒CH-NO 3C-6-300 000 MTR-CODE: BWV, CA, WP, CH-NO 3C-7-000 001⇒ MTR-CODE: BWV, CA, WP, ⇒CH-NO 3C-6-300 000 MTR-CODE: BWV, CA, WP, CH-NO 3C-7-000 001⇒	<b>6PK1050</b> <b>6PK1050D2</b> <b>MS18</b> <b>AP9001</b>  <b>AP9001</b>  <b>VD1076</b>
2.0 TDI 16V	08/05-	BKP, CBAB	103	1968	<b>CT1051</b> <b>CT1051K1</b> <b>CT1051K2</b> <b>CT1051WP1</b> <b>CT1051WP2</b>  <b>CT1051</b> <b>CT1051K1</b> <b>CT1051K2</b> <b>CT1051WP1</b> <b>CT1051WP2</b>  <b>CT1134</b> <b>CT1134K1</b> <b>CT1134WP2</b>	MTR-CODE: BKP, ALT, (AC) MTR-CODE: BKP, ALT, (AC) MTR-CODE: CBAA, CBAB, CBAC, ALT, (AC) MTR-CODE: CBAA, CBAB, CBAC, ALT, (-AC) MTR-CODE: CBAA, CBAB, CBAC, ALT, (-AC) MTR-CODE: BKP, ALT, (-AC) ONLY WITH VD1076 ALT, (Bosch), FOR ALT: 140A, OE-NO 06F903023F, FOR ALT: 180A, OE-NO 03G903023, MTR-CODE: BKP ALT, (Valeo), FOR ALT: 140A, OE-NO 06F903023C, FOR ALT: 180A, OE-NO 021903023L, MTR-CODE: BKP MTR-CODE: BKP, CBAA, CBAB, CBAC MTR-CODE: BKP, CA, WP MTR-CODE: BKP, CA, WP, ⇒CH-NO 3C-6-300 000 MTR-CODE: BKP, CA, WP, CH-NO 3C-7-000 001⇒ MTR-CODE: BKP, CA, WP, ⇒CH-NO 3C-6-300 000 MTR-CODE: BKP, CA, WP, CH-NO 3C-7-000 001⇒ MTR-CODE: CBAA, CBAB, CBAC, CA, WP MTR-CODE: CBAA, CBAB, CBAC, CA, WP MTR-CODE: CBAA, CBAB, CBAC, CA, WP	<b>6PK1050</b> <b>6PK1050D2</b> <b>6PK1070</b>  <b>6PK842 ELAST</b>  <b>6PK842 ELAST T1</b> <b>6PK948</b> <b>MS18</b> <b>AP9001</b>  <b>AP9001</b>  <b>VD1076</b>
2.0 TDI 16V 4motion	08/05-	BKP, CBAB	103	1968	<b>CT1051</b> <b>CT1051K1</b> <b>CT1051K2</b> <b>CT1051WP1</b> <b>CT1051WP2</b>  <b>CT1134</b> <b>CT1134K1</b> <b>CT1134WP2</b>	MTR-CODE: BKP, ALT, (AC) MTR-CODE: BKP, ALT, (AC) MTR-CODE: CBAA, CBAB, CBAC, ALT, (AC) MTR-CODE: CBAA, CBAB, CBAC, ALT, (-AC) MTR-CODE: CBAA, CBAB, CBAC, ALT, (-AC) MTR-CODE: BKP, ALT, (-AC) ONLY WITH VD1076 ALT, (Bosch), FOR ALT: 140A, OE-NO 06F903023F, FOR ALT: 180A, OE-NO 03G903023, MTR-CODE: BKP ALT, (Valeo), FOR ALT: 140A, OE-NO 06F903023C, FOR ALT: 180A, OE-NO 021903023L, MTR-CODE: BKP MTR-CODE: BKP, CBAA, CBAB, CBAC MTR-CODE: BKP, CA, WP MTR-CODE: BKP, CA, WP, ⇒CH-NO 3C-6-300 000 MTR-CODE: BKP, CA, WP, CH-NO 3C-7-000 001⇒ MTR-CODE: BKP, CA, WP, ⇒CH-NO 3C-6-300 000 MTR-CODE: BKP, CA, WP, CH-NO 3C-7-000 001⇒ MTR-CODE: CBAA, CBAB, CBAC, CA, WP	<b>6PK1050</b> <b>6PK1050D2</b> <b>6PK1070</b>  <b>6PK842 ELAST</b>  <b>6PK842 ELAST T1</b> <b>6PK948</b> <b>MS18</b> <b>AP9001</b>  <b>AP9001</b>  <b>VD1076</b>



VW



**VW**

**PASSAT Variant (3C5)**

					<b>CT1134K1</b> <b>CT1134WP2</b>	MTR-CODE: CBAA, CBAB, CBAC, CA, WP MTR-CODE: CBAA, CBAB, CBAC, CA, WP	
2.0 TDI 4motion	08/05-	BMP	103	1968		ALT, AC ALT, AC ONLY WITH VD1076 ALT, (Bosch), FOR ALT: 140A, OE-NO 06F903023F, FOR ALT: 180A, OE-NO 03G903023 ALT, (Valeo), FOR ALT: 140A, OE-NO 06F903023C, FOR ALT: 180A, OE-NO 021903023L MTR-CODE: BMP	<b>6PK1050</b> <b>6PK1050D2</b> <b>MS18</b> <b>AP9001</b>  <b>AP9001</b>  <b>VD1076</b>
	05/09-	CBBB	125		<b>CT1028</b> <b>CT1028K3</b> <b>CT1028WP4</b>	CA, WP CA, WP CA, WP	
						MTR-CODE: CBBB, ALT, (AC) MTR-CODE: CBBB, ALT, (-AC) MTR-CODE: CBBB, ALT, (-AC)  ONLY WITH VD1076 ALT, (Bosch), FOR ALT: 140A, OE-NO 06F903023F, FOR ALT: 180A, OE-NO 03G903023 ALT, (Valeo), FOR ALT: 140A, OE-NO 06F903023C, FOR ALT: 180A, OE-NO 03L903023E MTR-CODE: CBBB	<b>6PK1070</b> <b>6PK842 ELAST</b> <b>6PK842 ELAST</b> <b>T1</b> <b>MS18</b> <b>AP9001</b>  <b>AP9001</b>  <b>VD1076</b>
					<b>CT1134</b> <b>CT1134K1</b> <b>CT1134WP1</b>	MTR-CODE: CBBB, CA, WP MTR-CODE: CBBB, CA, WP MTR-CODE: CBBB, CA, WP	
3.2 FSI 4motion	11/05-11/10	AXZ	184	3168		ALT, CH-NO 3C-7-140 001⇒ ALT, ⇒CH-NO 3C-7-140 000 ALT, (Bosch), FOR ALT: 140A, OE-NO 06F903023F, FOR ALT: 180A, OE-NO 03G903023 ALT, (Valeo), FOR ALT: 140A, OE-NO 06F903023C, FOR ALT: 180A, OE-NO 021903023L ALT, (Bosch), FOR ALT: 180A, OE-NO 03G903023F, CH-NO 3C-7-140001⇒ ALT, (Valeo), FOR ALT: 140A, OE-NO 06F903023P, FOR ALT: 180A, OE-NO 03G903023G, CH-NO 3C-7-140001⇒	<b>6PK1613</b> <b>6PK1623</b> <b>AP9001</b>  <b>AP9001</b>  <b>AP9022</b>  <b>AP9022</b>
3.6 FSI	09/05-11/10	BLV	206	3597		ALT, CH-NO 3C-7-140 001⇒ ALT, ⇒CH-NO 3C-7-140 000 ALT, (Bosch), FOR ALT: 180A, OE-NO 03G903023F, CH-NO 3C-7-140001⇒ ALT, (Valeo), FOR ALT: 140A, OE-NO 06F903023P, FOR ALT: 180A, OE-NO 03G903023G, CH-NO 3C-7-140001⇒	<b>6PK1613</b> <b>6PK1623</b> <b>AP9022</b>  <b>AP9022</b>
3.6 FSI 4motion	09/05-11/10	BLV	206	3597		ALT, CH-NO 3C-7-140 001⇒ ALT, ⇒CH-NO 3C-7-140 000 ALT, (Bosch), FOR ALT: 180A, OE-NO 03G903023F, CH-NO 3C-7-140001⇒ ALT, (Valeo), FOR ALT: 140A, OE-NO 06F903023P, FOR ALT: 180A, OE-NO 03G903023G, CH-NO 3C-7-140001⇒	<b>6PK1613</b> <b>6PK1623</b> <b>AP9022</b>  <b>AP9022</b>
3.6 R36 4motion	04/07-11/10	BWS	220	3597		ALT ALT, (Bosch), FOR ALT: 180A, OE-NO 03G903023F, CH-NO 3C-7-140001⇒ ALT, (Valeo), FOR ALT: 140A, OE-NO 06F903023P, FOR ALT: 180A, OE-NO 03G903023G, CH-NO 3C-7-140001⇒	<b>6PK1613</b> <b>AP9022</b>  <b>AP9022</b>
<b>PHAETON (3D_)</b>							
3.0 V6 TDI 4motion	09/04-	BMK	165	2967		ALT, WP, AC, PS ONLY WITH VD1033 MTR-CODE: BMK	<b>6PK2475</b> <b>MS25</b> <b>VD1033</b>
	11/08-	CEXA, CARB	176		<b>CT1094</b> <b>CT1094K1</b>	INJP INJP	
	06/07-	CARA	171		<b>CT1131</b> <b>CT1131K1</b>	ALT INJP INJP	<b>6PK2510</b>
					<b>CT1131</b> <b>CT1131K1</b>	ALT INJP INJP	<b>6PK2510</b>
3.6 V6 4motion	11/08-	CHNA, CMVA	206	3597		ALT	<b>7DPK2074</b>
4.2 V8 4motion	05/03-	BGH, BGJ	246	4172		ALT	<b>7PK2535</b>
					<b>CT920</b>	MTR-CODE: BGH, BGJ, CA, WP	





<b>VW</b>							
<b>PHAETON (3D_)</b>							
					<b>CT920K3</b>	MTR-CODE: BGH, BGJ, CA, WP	
5.0 V10 TDI 4motion	11/02-	AJS	230	4921		ALT, (Delphi), FOR ALT: 190A, OE-NO 07Z 903 021 C, 07Z 903 021 F	<b>AP9030</b>
						AC	<b>AP9030</b>
6.0 W12 4motion	04/02-	BAN	309	5998		ALT	<b>7DPK2569</b>
	05/05-	BRN, BTT	331			ALT	<b>7DPK2569</b>
<b>POLO (6N1)</b>							
1.7 SDI	04/97-10/99	AHG	42	1716		ALT ALT, (Bosch), FOR ALT: 70A, OE-NO 028 903 026 B, FOR ALT: 90A, OE-NO 028 903 026 A, 028 903 028 P	<b>5PK1219</b> <b>AP9059</b>
					<b>CT1012</b> <b>CT1012K1</b> <b>CT1012K2</b>	CA CA CA	
100 1.4 16V	04/96-10/99	AFH	74	1390		ALT, (PS), (-AC) ALT, (PS), (AC) ALT, (-PS), (-AC)	<b>6PK1070</b> <b>6PK1125</b> <b>6PK751</b>
					<b>CT907</b>	CA	
120 1.6 16V GTI	09/98-10/99	AJV	88	1598		ALT, (PS), (-AC) ALT, (PS), (AC) ALT, (-PS), (-AC)	<b>6PK1070</b> <b>6PK1125</b> <b>6PK751</b>
					<b>CT957(SET)</b> <b>CT957K1</b> <b>CT957K2</b> <b>CT957WP2</b>	CA CA, MTR-CODE: AJV, MTR-NO 005 001⇨ CA, MTR-CODE: AJV, ⇨MTR-NO 005 000 CA, MTR-CODE: AJV, MTR-NO 005 001⇨	
45 1.0	10/94-09/96	AEV	33	1043		ALT, (PS), (-AC) ALT, (PS), (AC) ALT, (-PS), (-AC)	<b>6PK1070</b> <b>6PK1125</b> <b>6PK751</b>
					<b>CT845</b> <b>CT845K1</b> <b>CT845WP1</b>	CA CA CA	
50 1.0	09/96-10/99	AER, ALL	37	999		ALT, (PS), (-AC) ALT, (PS), (AC) ALT, (-PS), (-AC)	<b>6PK1070</b> <b>6PK1125</b> <b>6PK751</b>
					<b>CT846</b> <b>CT846K1</b> <b>CT846WP1</b>	CA CA CA	
55 1.3	10/94-07/95	ADX	40	1296		ALT, (PS), (-AC) ALT, (PS), (AC) ALT, (-PS), (-AC)	<b>6PK1070</b> <b>6PK1125</b> <b>6PK751</b>
					<b>CT846</b> <b>CT846K1</b> <b>CT846WP3</b>	CA CA CA	
55 1.4	08/95-10/99	AEX	40	1390		2.FAN 2.FAN ALT, (PS), (-AC) ALT, (PS), (AC) ALT, (-PS), (-AC)	<b>2PJ800</b> <b>2PJ860</b> <b>6PK1070</b> <b>6PK1125</b> <b>6PK751</b>
					<b>CT846</b> <b>CT846K1</b> <b>CT846WP3</b>	CA CA CA	
60 1.4	07/95-10/99	AEX, AKV, APQ	44	1390		2.FAN 2.FAN ALT, (PS), (-AC) ALT, (PS), (AC) ALT, (-PS), (-AC)	<b>2PJ800</b> <b>2PJ860</b> <b>6PK1070</b> <b>6PK1125</b> <b>6PK751</b>
					<b>CT846</b> <b>CT846K1</b> <b>CT846WP3</b>	CA CA CA	
60 1.7 SDI	08/97-10/99	AKU	44	1716		2.FAN ALT ALT, (Bosch), FOR ALT: 70A, OE-NO 038 903 025, FOR ALT: 90A, OE-NO 038 903 025 A ALT, (Bosch), FOR ALT: 70A, OE-NO 028 903 026 B, FOR ALT: 90A, OE-NO 028 903 026 A, 028 903 028 P	<b>2PJ860</b> <b>5PK1219</b> <b>AP9057</b>  <b>AP9059</b>
					<b>CT1012</b> <b>CT1012K1</b> <b>CT1012K2</b>	CA CA CA	
64 1.9 D	10/94-10/99	AEF	47	1896		ALT ALT, (Bosch), FOR ALT: 70A, OE-NO 038 903 023 P, FOR ALT: 90A, OE-NO 038 903 023 T ALT, (Bosch), FOR ALT: 70A, OE-NO 028 903 026 B, FOR ALT: 90A, OE-NO 028 903 026 A, 028 903 028 L	<b>5PK1219</b> <b>AP9057</b>  <b>AP9059</b>
					<b>CT1012</b>	CA	





**VW**

**POLO (6N1)**

64 1.9 SDI	07/96-10/99	AGD	47	1896	<b>CT1012K1</b> CA	ALT, PS ALT, (Bosch), FOR ALT: 70A, OE-NO 038 903 025, FOR ALT: 90A, OE-NO 038 903 025 A ALT, (Bosch), FOR ALT: 70A, OE-NO 028 903 026 B, FOR ALT: 90A, OE-NO 028 903 026 A, 028 903 028 P	<b>5PK1219</b> <b>AP9057</b>  <b>AP9059</b>
75 1.6	10/94-10/99	AEA, AEE, AHS	55	1598	<b>CT1012</b> <b>CT1012K1</b> <b>CT1012K2</b>  <b>CT847</b> <b>CT847K1</b> <b>CT847WP1</b>	2.FAN 2.FAN ALT, (PS), (-AC) ALT, (PS), (AC) ALT, (-PS), (-AC)	<b>2PJ800</b> <b>2PJ860</b> <b>6PK1070</b> <b>6PK1125</b> <b>6PK751</b>

**POLO (6N2)**

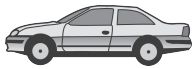
1.0	10/99-09/01	ALD, AUC	37	999	<b>CT846</b> <b>CT846K1</b> <b>CT846K2</b> <b>CT846WP1</b> <b>CT846WP2</b>	ALT, (PS), (-AC) ALT, (PS), (AC) ALT, (-PS), (-AC) CA CA, ⇒CH-NO 6N-Y-600 000 CA, CH-NO 6N-Y-600 001⇒ CA, ⇒CH-NO 6N-Y-600 000 CA, CH-NO 6N-Y-600 001⇒	<b>6PK1070</b> <b>6PK1125</b> <b>6PK751</b>
1.2	04/01-10/01	AWY	40	1198		ALT, (-AC) ALT, (AC), CH-NO 9N-4D013 519⇒, 9N-4Y074 378⇒ ALT, (AC), ⇒CH-NO 9N-4D013 518, 9N-4Y074 377 ALT, (Valeo), FOR ALT: 70A, OE-NO 03D903025D, 03D903025H, FOR ALT: 90A, OE-NO 03D903025J	<b>6PK1453</b> <b>6PK1873</b>  <b>6PK1880</b>  <b>AP9006</b>
1.4	10/99-09/01	AKK, AUD	44	1390	<b>CT846</b> <b>CT846K1</b> <b>CT846K2</b> <b>CT846WP1</b> <b>CT846WP2</b>	ALT, (PS), (-AC) ALT, (PS), (AC) ALT, (-PS), (-AC) CA CA, ⇒CH-NO 6N-Y-600 000 CA, CH-NO 6N-Y-600 001⇒ CA, ⇒CH-NO 6N-Y-600 000 CA, CH-NO 6N-Y-600 001⇒	<b>6PK1070</b> <b>6PK1125</b> <b>6PK751</b>
		AKP, ANX	40		<b>CT846</b> <b>CT846K1</b> <b>CT846K2</b> <b>CT846WP1</b> <b>CT846WP2</b>	ALT, (PS), (-AC) ALT, (PS), (AC) ALT, (-PS), (-AC) CA CA, ⇒CH-NO 6N-Y-600 000 CA, CH-NO 6N-Y-600 001⇒ CA, ⇒CH-NO 6N-Y-600 000 CA, CH-NO 6N-Y-600 001⇒	<b>6PK1070</b> <b>6PK1125</b> <b>6PK751</b>
1.4 16V	10/99-09/01	AHW, APE, AUA	55	1390	<b>CT957(SET)</b> <b>CT957K1</b> <b>CT957WP1</b>	ALT, (PS), (-AC) ALT, (PS), (AC) ALT, (-PS), (-AC) CA CA, MTR-CODE: AHW, AUA, APE MTR-CODE: AHW, AUA, APE	<b>6PK1070</b> <b>6PK1125</b> <b>6PK751</b>
		AFK, AQQ, AUB	74		<b>CT957(SET)</b> <b>CT957K1</b> <b>CT957WP1</b>	ALT, (PS), (-AC) ALT, (PS), (AC) ALT, (-PS), (-AC) CA CA CA	<b>6PK1070</b> <b>6PK1125</b> <b>6PK751</b>
1.4 TDI	10/99-09/01	AMF	55	1422	<b>CT1028</b> <b>CT1028K1</b> <b>CT1028K2</b> <b>CT1028K4</b> <b>CT1028K5</b>	ALT, PS, (AC) ALT, PS, (-AC) ALT, (Bosch), FOR ALT: 70A, OE-NO 038903023K, FOR ALT: 90A, OE-NO 038903023L CA, WP CA, WP, ⇒MTR-NO 011 494 CA, WP, MTR-NO 011 495⇒ CA, WP, MTR-NO 011 495⇒ CA, WP, ⇒MTR-NO 011 494	<b>6DPK1188</b> <b>6PK1120</b> <b>AP9001</b>
1.4 TDi	01/00-10/00	ATL	66	1422	<b>CT1028</b> <b>CT1028K3</b>	ALT, (-AC) ALT, (AC) CA, WP CA, WP	<b>6PK858</b> <b>6PK995</b>





<b>VW</b>						
<b>POLO (6N2)</b>						
↔					<b>CT1028WP3</b>	CA, WP
1.6 16V GTI	10/99-09/01	ARC, AVY	92	1598		ALT, (PS), (-AC) ALT, (PS), (AC) ALT, (-PS), (-AC) <b>6PK1070</b> <b>6PK1125</b> <b>6PK751</b>
					<b>CT957(SET)</b> <b>CT957K1</b> <b>CT957WP2</b>	CA CA CA
1.7 SDI	10/99-09/01	AKU	44	1716		ALT, (Bosch), FOR ALT: 70A, OE-NO 038903023K, FOR ALT: 90A, OE-NO 038903023L <b>5PK1219</b> <b>AP9001</b> ALT, (Bosch), FOR ALT: 70A, OE-NO 038903025, FOR ALT: 90A, OE-NO 038903025 A <b>AP9057</b> ALT, (Bosch), FOR ALT: 70A, OE-NO 028903026 B, FOR ALT: 90A, OE-NO 028903026 A, 028903028 P <b>AP9059</b>
					<b>CT1012</b> <b>CT1012K1</b> <b>CT1012K2</b>	CA CA CA
1.9 D	10/99-09/01	AEF	47	1896		ALT, (Bosch), FOR ALT: 70A, OE-NO 038903023K, FOR ALT: 90A, OE-NO 038903023L <b>5PK1219</b> <b>AP9001</b> ALT, (Bosch), FOR ALT: 70A, OE-NO 038903025, FOR ALT: 90A, OE-NO 038903025 A <b>AP9057</b> ALT, (Bosch), FOR ALT: 70A, OE-NO 028903026 B, FOR ALT: 90A, OE-NO 028903026 A, 028903028 L <b>AP9059</b>
					<b>CT1012</b> <b>CT1012K1</b>	CA CA
1.9 SDI	10/99-09/01	AGD, ASX	47	1896		ALT, (Bosch), FOR ALT: 70A, OE-NO 038903023K, FOR ALT: 90A, OE-NO 038903023L <b>5PK1219</b> <b>AP9001</b> ALT, (Bosch), FOR ALT: 70A, OE-NO 038903025, FOR ALT: 90A, OE-NO 038903025 A <b>AP9057</b> MTR-CODE: AGD, ALT, (Bosch), FOR ALT: 70A, OE-NO 028903026 B, FOR ALT: 90A, OE-NO 028903026 A, 028903028 P <b>AP9059</b>
					<b>CT1012</b> <b>CT1012K1</b> <b>CT1012K2</b>	CA CA CA
<b>POLO (6R_)</b>						
1.2	06/09-	CGPB	44	1198		ALT, (-AC) ALT, (AC) <b>6PK1453</b> <b>6PK1873</b>
		CGPA	51			ALT, (-AC) ALT, (AC) <b>6PK1453</b> <b>6PK1873</b>
1.2 TDI	10/09-	CFWA	55	1199		MTR-CODE: CFWA, ALT, (AC) MTR-CODE: CFWA, ALT, (-AC) MTR-CODE: CFWA, ALT, (-AC) <b>6PK1070</b> <b>6PK842 ELAST</b> <b>6PK842 ELAST</b> <b>T1</b> <b>AP9001</b> ALT, (Bosch), FOR ALT: 110A, OE-NO 03P903023E, FOR ALT: 140A, OE-NO 03P903023C <b>AP9001</b> ALT, (Valeo), FOR ALT: 110A, OE-NO 03P903023F, FOR ALT: 140A, OE-NO 03P903023D <b>VD1111</b>
					<b>CT1139</b> <b>CT1139K1</b> <b>CT1139K2</b> <b>CT1139WP4</b> <b>CT1139WP6</b>	MTR-CODE: CFWA, CA MTR-CODE: CFWA, CA, ⇒01/2011 MTR-CODE: CFWA, CA, 02/2011⇒ MTR-CODE: CFWA, CA, WP, ⇒01/2011 MTR-CODE: CFWA, CA, WP, 02/2011⇒
1.2 TSI	05/11-	CBZC	66	1197		ALT, (-AC) ALT, (AC) ALT, (Bosch), FOR ALT: 140A, OE-NO 03F903023 D, 03C 903 025 F <b>6PK1432</b> <b>6PK1693</b> <b>AP9012</b> ALT, (Valeo), FOR ALT: 110A, OE-NO 03F903023 E <b>AP9012</b>
	11/09-	CBZB	77			MTR-CODE: CBZA, CBZB, ALT, (-AC) MTR-CODE: CBZA, CBZB, ALT, (AC) ALT, (Bosch), FOR ALT: 140A, OE-NO 03F903023D <b>6PK1432</b> <b>6PK1693</b> <b>AP9012</b> ALT, (Valeo), FOR ALT: 110A, OE-NO 03F903023E <b>AP9012</b>



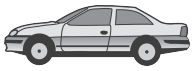


**VW**

**POLO (6R\_)**

↔ 1.4	06/09-	CGGB, CDDA, CLPA	63	1390	ALT, (AC) ALT, (-AC) CA, MTR-CODE: CGGB CT957(SET) CT957K3 CT957WP3	6PK1080 6PK737
1.4 BiFuel	03/10-01/11	CMAA	60	1390	ALT CA CA CT957(SET) CT957K3 CT957WP3	6PK1080
1.4 GTI	05/10-	CAVE, CTHE	132	1390	AIRC ALT, (-AC) ALT, (AC) ALT, (Bosch), FOR ALT: 140A, OE-NO 03C903023A ALT, (Valeo), FOR ALT: 110A, OE-NO 03C903023G, FOR ALT: 140A, OE-NO 03C903025D	5PK491 6PK1600 6PK1698 AP9012 AP9012
1.4 TSI	10/12-	CPTA	103	1395	ALT, (AC) ALT, (-AC) CA CT1167	6PK1000 6PK737
1.6 BiFuel	01/11-	CNKA	60	1598	ALT, (-AC) ALT, (AC)	6PK1090 6PK1733
1.6 TDI	06/09-	CAYA	55	1598	MTR-CODE: CAYA, CAYB, CAYC, CLNA, ALT, (AC) MTR-CODE: CAYA, CAYB, CAYC, CLNA, ALT, (-AC) MTR-CODE: CAYA, CAYB, CAYC, CLNA, ALT, (-AC) ONLY WITH VD1076 ALT, (Bosch), FOR ALT: 110A, OE-NO 06F903023D, FOR ALT: 140A, OE-NO 06F903023F ALT, (Valeo), FOR ALT: 110A, OE-NO 06F903023E, FOR ALT: 140A, OE-NO 03L903023F MTR-CODE: CAYA, CAYB, CAYC, CLNA, ⇒10/2009 MTR-CODE: CAYA, CAYB, CAYC, CLNA, 11/2009⇒ CT1139 MTR-CODE: CAYA, CAYB, CAYC, CLNA, CA CT1139K1 MTR-CODE: CAYA, CAYB, CAYC, CLNA, CA, ⇒11/2010 CT1139K2 MTR-CODE: CAYA, CAYB, CAYC, CLNA, CA, 12/2010⇒ CT1139WP4 MTR-CODE: CAYA, CAYB, CAYC, CLNA, CA, WP, ⇒11/2010 CT1139WP6 MTR-CODE: CAYA, CAYB, CAYC, CLNA, CA, WP, 12/2010⇒	6PK1070 6PK842 ELAST 6PK842 ELAST T1 MS18 AP9001 AP9001 VD1076 VD1111
		CAYB	66		MTR-CODE: CAYA, CAYB, CAYC, CLNA, ALT, (AC) MTR-CODE: CAYA, CAYB, CAYC, CLNA, ALT, (-AC) MTR-CODE: CAYA, CAYB, CAYC, CLNA, ALT, (-AC) ONLY WITH VD1076 ALT, (Bosch), FOR ALT: 110A, OE-NO 06F903023D, FOR ALT: 140A, OE-NO 06F903023F ALT, (Valeo), FOR ALT: 110A, OE-NO 06F903023E, FOR ALT: 140A, OE-NO 03L903023F MTR-CODE: CAYA, CAYB, CAYC, CLNA, ⇒10/2009 MTR-CODE: CAYA, CAYB, CAYC, CLNA, 11/2009⇒ CT1139 MTR-CODE: CAYA, CAYB, CAYC, CLNA, CA CT1139K1 MTR-CODE: CAYA, CAYB, CAYC, CLNA, CA, ⇒11/2010 CT1139K2 MTR-CODE: CAYA, CAYB, CAYC, CLNA, CA, 12/2010⇒ CT1139WP4 MTR-CODE: CAYA, CAYB, CAYC, CLNA, CA, WP, ⇒11/2010 CT1139WP6 MTR-CODE: CAYA, CAYB, CAYC, CLNA, CA, WP, 12/2010⇒	6PK1070 6PK842 ELAST 6PK842 ELAST T1 MS18 AP9001 AP9001 VD1076 VD1111
		CAYC, CLNA	77		MTR-CODE: CAYA, CAYB, CAYC, CLNA, ALT, (AC)	6PK1070





**VW**

**POLO (6R\_)**

						MTR-CODE: CAYA, CAYB, CAYC, CLNA, ALT, (-AC) MTR-CODE: CAYA, CAYB, CAYC, CLNA, ALT, (-AC) ONLY WITH VD1076 ALT, (Bosch), FOR ALT: 110A, OE-NO 06F903023D, FOR ALT: 140A, OE-NO 06F903023F ALT, (Valeo), FOR ALT: 110A, OE-NO 06F903023E, FOR ALT: 140A, OE-NO 03L903023F MTR-CODE: CAYA, CAYB, CAYC, CLNA, ⇒10/2009 MTR-CODE: CAYA, CAYB, CAYC, CLNA, 11/2009⇒	<b>6PK842 ELAST</b> <b>6PK842 ELAST T1</b> <b>MS18</b> <b>AP9001</b> <b>AP9001</b> <b>VD1076</b> <b>VD1111</b>
					<b>CT1139</b>	MTR-CODE: CAYA, CAYB, CAYC, CLNA, CA	
					<b>CT1139K1</b>	MTR-CODE: CAYA, CAYB, CAYC, CLNA, CA, ⇒11/2010	
					<b>CT1139K2</b>	MTR-CODE: CAYA, CAYB, CAYC, CLNA, CA, 12/2010⇒	
					<b>CT1139WP4</b>	MTR-CODE: CAYA, CAYB, CAYC, CLNA, CA, WP, ⇒11/2010	
					<b>CT1139WP6</b>	MTR-CODE: CAYA, CAYB, CAYC, CLNA, CA, WP, 12/2010⇒	

**POLO (86)**

0.9	09/75-09/81	HA	29	895		ALT, CH-NO 86A0087521⇒ ALT, ⇒CH-NO 86A0087520 CA CA	<b>AVX10X685</b> <b>AVX10X695</b>
1.1	03/75-09/81	HB	37	1093	<b>CT633</b> <b>CT633WP1</b>	ALT, CH-NO 86A0087521⇒ ALT, ⇒CH-NO 86A0087520 CA CA	<b>AVX10X685</b> <b>AVX10X695</b>
		HC	44		<b>CT633</b> <b>CT633WP1</b>	ALT, CH-NO 86A0087521⇒ ALT, ⇒CH-NO 86A0087520 CA CA	<b>AVX10X685</b> <b>AVX10X695</b>
1.3	12/76-09/81	HH	44	1272	<b>CT633</b> <b>CT633WP1</b>	ALT, CH-NO 86A0087521⇒ ALT, ⇒CH-NO 86A0087520 CA CA	<b>AVX10X685</b> <b>AVX10X695</b>

**POLO (86C, 80)**

0.9	10/81-12/81	HA	29	895	<b>CT633</b> <b>CT633WP1</b>	ALT, CH-NO 86E0000000⇒ ALT, ⇒CH-NO 86D9999999 CA CA	<b>AVX10X675</b> <b>AVX10X695</b>
1.0	10/81-10/86	GL	29	1043	<b>CT633</b> <b>CT633WP1</b>	ALT, CH-NO 86E0000000⇒ ALT, ⇒CH-NO 86D9999999 CA CA	<b>AVX10X675</b> <b>AVX10X695</b>
		08/85-01/92	HZ	33		<b>CT629</b> <b>CT629WP1</b> <b>CT633</b> <b>CT633WP1</b>	ALT, 09/1990⇒ ALT, CH-NO ..-E-000 001⇒, ⇒08/1990 ALT, ⇒CH-NO ..-D-200 000, ⇒08/1990 CA, MTR-NO HZ786023⇒ CA, MTR-NO HZ786023⇒ CA, ⇒MTR-NO HZ786022 CA, ⇒MTR-NO HZ786022
1.0 KAT	08/89-09/94	AAK, ACM, AAU	33	1043	<b>CT629</b> <b>CT629WP1</b> <b>CT633</b> <b>CT633WP1</b> <b>CT633</b> <b>CT633WP1</b> <b>CT633WP1</b>	ALT, CH-NO 80-MW162 420⇒, 80-MP120 202⇒ ALT, ⇒CH-NO 80-MW162 419, 80-MP120 201 MTR-CODE: AAK, CH-NO ..-E-000 001⇒ ALT, MTR-CODE: AAK, ⇒12/1990, ⇒CH-NO ..-D-200 000 CA, MTR-NO HZ786023⇒, AAU015868⇒ CA, MTR-NO HZ786023⇒, AAU015868⇒ CA, ⇒MTR-NO HZ786022, AAU015867 CA, MTR-CODE: AAK CA, ⇒MTR-NO HZ786022, AAU015867 CA, MTR-CODE: AAK	<b>11,9X710Ld</b> <b>AVX10X675</b> <b>AVX10X675</b> <b>AVX10X695</b>
1.1	10/81-09/89	HB	37	1093	<b>CT633</b> <b>CT633WP1</b>	ALT, CH-NO 86E0000000⇒ ALT, ⇒CH-NO 86D9999999 CA CA	<b>AVX10X675</b> <b>AVX10X695</b>
1.3	10/81-07/83	HH	44	1272	<b>CT633</b>	ALT, CH-NO 86E0000000⇒ ALT, ⇒CH-NO 86D9999999 CA	<b>AVX10X675</b> <b>AVX10X695</b>

VW





**VW**

**POLO (86C, 80)**

	08/83-07/88	MH, HK	40		<b>CT633WP1</b> CA	ALT, CH-NO 86E0000000⇒ ALT, ⇒CH-NO 86D9999999	<b>AVX10X675</b> <b>AVX10X695</b>
	09/82-09/89	GK	55		<b>CT633</b> <b>CT633WP1</b> CA CA	ALT, CH-NO 86E0000000⇒ ALT, ⇒CH-NO 86D9999999	<b>AVX10X675</b> <b>AVX10X695</b>
1.3 D	08/86-07/90	MN	33	1272	<b>CT534</b> <b>CT547</b> CA INJP	ALT, CH-NO 86E0000000⇒ ALT, ⇒CH-NO 86D9999999	<b>AVX10X675</b> <b>AVX10X695</b>
1.3 KAT	07/87-09/94	MH, NZ, 2G, AAV	40	1272	<b>CT629</b> <b>CT629WP1</b> <b>CT629WP1</b> <b>CT633</b> <b>CT633WP1</b> <b>CT633WP1</b>	ALT, CH-NO 86E0000000⇒ ALT, ⇒CH-NO 86D9999999 CA, MTR-NO HZ786023⇒, NZ200001⇒, 2G262740⇒, 3F008527⇒, AAU015868⇒ CA, MTR-CODE: AAV CA, MTR-NO NZ200001⇒, 2G262740⇒ CA, MTR-CODE: AAV CA, ⇒MTR-NO HZ786022, NZ200000, 2G262739, 3F008526, AAU015867 CA, MTR-CODE: MH CA, ⇒MTR-NO NZ200000, 2G262739 CA, MTR-CODE: MH	<b>AVX10X675</b> <b>AVX10X695</b>
	10/89-03/91	3F	55		<b>CT629</b> <b>CT629WP1</b> <b>CT633</b> <b>CT633WP1</b>	ALT, CH-NO 86E0000000⇒ ALT, ⇒CH-NO 86D9999999 CA, MTR-NO 3F008527⇒ CA, MTR-NO 3F008527⇒ CA, ⇒MTR-NO 3F008526 CA, ⇒MTR-NO 3F008526	<b>AVX10X675</b> <b>AVX10X695</b>
1.4 D	10/90-09/94	1W	35	1398	<b>CT534</b> <b>CT547</b> CA INJP	ALT CA INJP	<b>11,9X710Ld</b>

**POLO (9N\_)**

1.2	01/02-05/07	AWY, BMD	40	1198		ALT, (-AC) ALT, (AC), CH-NO 9N-4D013 519⇒, 9N- 4Y074 378⇒ ALT, (AC), ⇒CH-NO 9N-4D013 518, 9N- 4Y074 377 ALT, (Valeo), FOR ALT: 70A, OE-NO 03D903025D, 03D903025H, FOR ALT: 90A, OE-NO 03D903025E, 03D903025J	<b>6PK1453</b> <b>6PK1873</b> <b>6PK1880</b> <b>AP9006</b>
	05/07-11/09	BBM	44			ALT, (-AC) ALT, (AC)	<b>6PK1453</b> <b>6PK1873</b>
1.2 12V	10/01-07/07	AZQ, BME	47	1198		ALT, (-AC) ALT, (AC), CH-NO 9N-3D165 391⇒, 9N- 3Y234 442⇒ ALT, (AC), ⇒CH-NO 9N-3D165 391, 9N- 3Y234 442 ALT, (Valeo), FOR ALT: 70A, OE-NO 03D903025D, 03D903025H, FOR ALT: 90A, OE-NO 03D903025E, 03D903025J	<b>6PK1453</b> <b>6PK1873</b> <b>6PK1880</b> <b>AP9006</b>
	05/07-11/09	BZG	51			ALT, (-AC) ALT, (AC)	<b>6PK1453</b> <b>6PK1873</b>
1.4 16V	10/01-05/08	AUA, BBY, BKY	55	1390	<b>CT957(SET)</b> <b>CT957K1</b> <b>CT957K1</b> <b>CT957K3</b> <b>CT957WP1</b> <b>CT957WP1</b> <b>CT957WP3</b>	ALT, (AC) ALT, (-AC) MTR-CODE: BBY, BKY, AUA, CA MTR-CODE: BBY, AUA, CA MTR-CODE: BKY, CA, ⇒CH-NO 9N-7-000 000 MTR-CODE: BKY, CA, CH-NO 9N-7-000 001⇒ MTR-CODE: BBY, AUA, CA MTR-CODE: BKY, CA, ⇒CH-NO 9N-7-000 000 MTR-CODE: BKY, CA, CH-NO 9N-7-000 001⇒	<b>6PK1080</b> <b>6PK737</b>
		AUB, BBZ	74		<b>CT957(SET)</b> <b>CT957K1</b> <b>CT957WP1</b>	ALT, (AC) ALT, (-AC) CA CA CA	<b>6PK1080</b> <b>6PK737</b>
	05/06-11/09	BUD	59		<b>CT957(SET)</b> <b>CT957K3</b> <b>CT957WP3</b>	ALT, (AC) ALT, (-AC) MTR-CODE: BUD, CA MTR-CODE: BUD, CA MTR-CODE: BUD, CA	<b>6PK1080</b> <b>6PK737</b>





<b>VW</b>										
<b>POLO (9N_)</b>										
↔ 1.4 FSI	02/02-07/06	AXU	63	1390		ALT, (-AC) ALT, AC <b>6PK1090</b> <b>6PK1733</b>				
1.4 TDI	10/01-06/05	AMF, BAY	55	1422	CT1028 CT1028K2 CT1028K3 CT1028K4 CT1028WP1 CT1028WP3	ALT, (-AC) ALT, PS, (AC) ALT, (Bosch), FOR ALT: 70A, OE-NO 045903023B, FOR ALT: 90A, OE-NO 045903023, FOR ALT: 120A, OE-NO 045903023A CA, WP CA, WP, ⇒CH-NO 9N-2-050 000 CA, WP, CH-NO 9N-2-050 001⇒ CA, WP, ⇒CH-NO 9N-2-050 000 CA, WP, CH-NO 9N-2-050 001⇒, ⇒CH-NO 9N-2-100 000 CA, WP, CH-NO 9N-2-100 001⇒				
						04/05-11/09	BMS, BNV	59		ALT, (AC), MTR-CODE: BMS ALT, (-AC) ALT, (AC), MTR-CODE: BNV ALT, (Bosch), FOR ALT: 70A, OE-NO 045903023C, FOR ALT: 90A, OE-NO 045903023D, FOR ALT: 110A, OE-NO 045903023H CA, WP CA, WP CA, WP
							BNM, BWB	51		ALT, (AC), MTR-CODE: BWB ALT, (-AC) ALT, (AC), MTR-CODE: BNM ALT, (Bosch), FOR ALT: 70A, OE-NO 045903023C, FOR ALT: 90A, OE-NO 045903023D, FOR ALT: 110A, OE-NO 045903023H CA, WP CA, WP CA, WP
1.6 16V	05/06-11/09	BTS	77	1598		ALT, (-AC), MTR-CODE: BTS ALT, (AC), MTR-CODE: BTS <b>6PK1090</b> <b>6PK1733</b>				
1.8 GTI	09/05-11/09	BJX	110	1781	CT909 CT909K9	ALT, (AC) ALT, (-AC) CA CA				
						ALT, (AC) ALT, (-AC) <b>6PK1033</b> <b>6PK923</b> <b>VD1107</b>				
1.8 GTi Cup Edition	05/06-11/09	BBU	132	1781	CT909 CT909K9	ALT, (AC) ALT, (-AC) CA CA <b>6PK1033</b> <b>6PK923</b> <b>VD1107</b>				
1.9 SDI	10/01-11/09	ASY	47	1896	CT1044 CT1044K2	ALT, (AC) ALT, (-AC) ALT, (Bosch), FOR ALT: 70A, OE-NO 038903023K, FOR ALT: 90A, OE-NO 038903023L, FOR ALT: 120A, OE-NO 028903028E ALT, (Valeo), FOR ALT: 70A, OE-NO 038903023Q, FOR ALT: 90A, OE-NO 038903023R, FOR ALT: 120A, OE-NO 038903023S ALT, (Hitachi), FOR ALT: 120A, OE-NO 028903029G MTR-CODE: ASY CA CA				
						ALT, (AC) ALT, (-AC) <b>6PK1095</b> <b>6PK780</b> <b>AP9001</b>  <b>AP9001</b>  <b>AP9001</b>  <b>VD1111</b>				
1.9 TDI	10/01-11/09	ATD, AXR, BMT	74	1896		MTR-CODE: ATD, AXR, BMT, ALT, (AC) MTR-CODE: ATD, AXR, ALT, (-AC) MTR-CODE: BMT, ALT, (-AC) ONLY WITH VD1076 MTR-CODE: AXR, ATD ALT, (Bosch), FOR ALT: 70A, OE-NO 038903023K, FOR ALT: 90A, OE-NO 038903023L, FOR ALT: 120A, OE-NO 028903028E ALT, (Valeo), FOR ALT: 70A, OE-NO 038903023Q, FOR ALT: 90A, OE-NO 038903023R, FOR ALT: 120A, OE-NO 038903023S ALT, (Hitachi), FOR ALT: 120A, OE-NO 028903029G ALT, (Bosch), FOR ALT: 70A, OE-NO <b>6PK1180</b> <b>6PK780</b> <b>6PK820</b> <b>MS18</b> <b>AP9001</b> <b>AP9001</b>  <b>AP9001</b>  <b>AP9001</b>  <b>AP9001</b>  <b>AP9022</b>				





**VW**

**POLO (9N\_)**

					045903023C, FOR ALT: 90A, OE-NO 045903023D, FOR ALT: 110A, OE-NO 045903023H, MTR-CODE: BMT	<b>VD1076</b>
					<b>CT1028</b> CA <b>CT1028K3</b> CA <b>CT1028WP1</b> ⇒CH-NO 9N-2-100 000, CA <b>CT1028WP3</b> CH-NO 9N-2-100 001⇒, CA	
	11/03-11/09	ASZ, BLT	96		ALT, (AC) ALT, (-AC) ONLY WITH VD1076 ALT, (Bosch), FOR ALT: 70A, OE-NO 038903023K, FOR ALT: 90A, OE-NO 038903023L, FOR ALT: 120A, OE-NO 028903028E ALT, (Valeo), FOR ALT: 70A, OE-NO 038903023Q, FOR ALT: 90A, OE-NO 038903023R, FOR ALT: 120A, OE-NO 038903023S ALT, (Hitachi), FOR ALT: 120A, OE-NO 028903029G	<b>6PK1180</b> <b>6PK780</b> <b>MS18</b> <b>AP9001</b>  <b>AP9001</b>  <b>AP9001</b>  <b>VD1076</b>
					<b>CT1028</b> CA <b>CT1028K3</b> CA <b>CT1028WP3</b> ⇒CH-NO 9N-5-180 000, CA	
2.0	10/04-11/09	BBX	85	1984	ALT, (AC) ALT, (-AC) CA CA	<b>6PK1033</b> <b>6PK923</b>
					<b>CT908</b> CA <b>CT908K1</b> CA	

**POLO CLASSIC (6KV2)**

100 1.6	12/95-09/01	AFT, AEH, AKL, APF, AUR	74	1595	PS, MTR-CODE: AFT PS, (AC), MTR-CODE: AFT ALT, (AC), MTR-CODE: AKL, APF, AUR, AEH ALT, (-AC), MTR-CODE: AKL, APF, AUR, AEH ALT, (AC), MTR-CODE: AFT ALT, (-AC), MTR-CODE: AFT CA, MTR-CODE: AFT CA, MTR-CODE: AFT CA, MTR-CODE: AKL, APF, AUR, AEH CA, MTR-CODE: AKL, APF, AUR, AEH CA, MTR-CODE: AEH, AKL, APF, AUR	<b>11,5X685Ld</b> <b>11,5X755Ld</b> <b>6DPK1195</b>  <b>6PK1120</b>  <b>6PK1153</b> <b>6PK894</b>
					<b>CT848</b> CA, MTR-CODE: AFT <b>CT848K4</b> CA, MTR-CODE: AFT <b>CT908</b> CA, MTR-CODE: AKL, APF, AUR, AEH <b>CT908K1</b> CA, MTR-CODE: AKL, APF, AUR, AEH <b>CT908WP1</b> CA, MTR-CODE: AEH, AKL, APF, AUR	
110 1.9 TDI	06/98-09/01	AFN, ASV	81	1896	PS, (-AC), MTR-CODE: AFN PS, WP, (AC), MTR-CODE: AFN 2.FAN, OE-NO 1H0 119 137 2.FAN, OE-NO 1H0 119 137 A ALT, (-AC), (TENS DAMPER), MTR-CODE: AFN ALT, (AC), MTR-CODE: AFN ALT, PS, (AC), MTR-CODE: ASV ALT, PS, (-AC), MTR-CODE: ASV ALT, (-AC), (-TENS DAMPER), MTR-CODE: AFN ONLY WITH VD1084 ALT, MTR-CODE: AFN, CH-NO 6K-X- 507830⇒, (Bosch), FOR ALT: 90A, OE-NO 028 903 028 J ALT, MTR-CODE: AFN, (Bosch), FOR ALT: 120A, OE-NO 028 903 026 G MTR-CODE: AFN, ⇒08/1999	<b>11,5X730Ld</b> <b>11,5X790Ld</b> <b>2PJ800</b> <b>2PJ860</b> <b>6PK1045</b>  <b>6PK1145</b> <b>6PK1660</b> <b>6PK906</b> <b>6PK923</b>  <b>MS13</b> <b>AP9004</b>  <b>AP9004</b>  <b>VD1084</b>
					<b>CT1044</b> CA, MTR-CODE: ASV, MTR-NO 150001⇒ <b>CT1044K1</b> CA, MTR-CODE: ASV, MTR-NO 150001⇒ <b>CT1044WP1</b> CA, MTR-CODE: ASV, MTR-NO 150 001⇒ <b>CT867</b> CA, MTR-CODE: AFN <b>CT867K4</b> CA, MTR-CODE: AFN <b>CT946</b> CA, MTR-CODE: ASV, ⇒MTR-NO 150000	
54 1.4	01/98-08/99	ANX	40	1390	ALT, (PS), (-AC) ALT, (PS), (AC) ALT, (-PS), (-AC)	<b>6PK1070</b> <b>6PK1185</b> <b>6PK751</b>
					<b>CT846</b> CA <b>CT846K1</b> CA <b>CT846WP3</b> CA	
57 1.7 SDI	07/97-09/01	AKW	42	1716	PS, (-AC) PS, WP, (AC) 2.FAN, OE-NO 1H0 119 137 2.FAN, OE-NO 1H0 119 137 A ALT, (-AC), (TENS DAMPER)	<b>11,5X730Ld</b> <b>11,5X790Ld</b> <b>2PJ800</b> <b>2PJ860</b> <b>6PK1045</b>





VW						
POLO CLASSIC (6KV2)						
					ALT, (AC) ALT, (-AC), (-TENS DAMPER) ONLY WITH VD1084	6PK1145 6PK923 MS13 VD1084
				<b>CT945</b> <b>CT945K1</b>	CA CA	
60 1.4	12/95-09/01	AEX, AKV, AKK, AUD, ANW, APQ	44	1390	2.FAN 2.FAN ALT, (PS), (-AC) ALT, (PS), (AC), ⇒08/1997 ALT, (PS), (AC), 09/1997⇒ ALT, (-PS), (-AC) CA CA, MTR-CODE: AEX, AKV, APQ, ANX CA, MTR-CODE: AKK, ⇒MTR-NO 127 806 CA, MTR-CODE: AUD, ANW CA, MTR-CODE: AKK, MTR-NO 127 807⇒ CA, MTR-CODE: AUD, ANW CA, MTR-CODE: AEX, AKV, APQ, ANX	2PJ800 2PJ860 6PK1070 6PK1125 6PK1185 6PK751
64 1.9 SDI	12/95-08/99	AEY	47	1896	PS, (-AC) PS, WP, (AC) 2.FAN, OE-NO 1H0 119 137 2.FAN, OE-NO 1H0 119 137 A ALT, (-AC), (TENS DAMPER) ALT, (AC) ALT, (-AC), (-TENS DAMPER) ONLY WITH VD1084 ALT, (Bosch), FOR ALT: 70A, OE-NO 028 903 018 X ALT, (Bosch), FOR ALT: 90A, OE-NO 028 903 028 J, FOR ALT: 120A, OE-NO 028 903 026 J, MTR-CODE: AEY MTR-CODE: AEY CA, MTR-CODE: 1Y CA, MTR-CODE: 1Y CA, MTR-CODE: AEY CA, MTR-CODE: AEY	11,5X730Ld 11,5X790Ld 2PJ800 2PJ860 6PK1045 6PK1145 6PK923 MS13 AP9004 AP9004 VD1084
68 1.9 SDI	08/99-09/01	AGP, AQM	50	1896	ALT, (AC) ALT, (-AC) CA, MTR-CODE: AGP, MTR-NO 595 001⇒ CA, MTR-CODE: AQM, MTR-NO 045 001⇒ CA, MTR-CODE: AQM, MTR-NO 045 001⇒, CA, MTR-CODE: AGP, MTR-NO 595 001⇒ CA, MTR-CODE: AQM, MTR-NO 045 001⇒ MTR-CODE: AGP, MTR-NO 595 001⇒ CA, MTR-CODE: AGP, ⇒MTR-NO 595 000 CA, MTR-CODE: AQM, ⇒MTR-NO 045 000 CA, MTR-CODE: AGP, ⇒MTR-NO 229 902 CA, MTR-CODE: AQM, ⇒MTR-NO 004 131	6PK1660 6PK906 VD1089
75 1.4 16V	10/99-09/01	APE, AUA	55	1390	ALT, (PS), (-AC) ALT, (PS), (AC) ALT, (-PS), (-AC) CA CA CA	6PK1070 6PK1125 6PK751
75 1.6	11/95-09/97	1F	55	1595	PS, (-AC) PS, WP, (AC) 2.FAN ALT, AC ALT, WP, (-AC) CA CA	11,5X685Ld 11,5X755Ld 2PJ860 6PK1153 6PK894
	11/95-09/01	AEE, ALM		1598	2.FAN 2.FAN ALT, PS, MTR-CODE: AEE, ALM ALT, PS, AC, MTR-CODE: AEE, ALM ALT CA, MTR-CODE: AEE, ALM CA, MTR-CODE: AEE, ALM CA, MTR-CODE: AEE, ALM	2PJ800 2PJ860 6PK1070 6PK1185 6PK751
90 1.8	01/97-09/01	ADD	66	1781	PS PS, (AC) ALT, AC ALT	11,5X685Ld 11,5X755Ld 6PK1153 6PK894

**VW**



**VW**

**POLO CLASSIC (6KV2)**

90 1.9 TDI	09/96-09/01	AHU, AGR, ALH, ALE	66	1896	CT848 CT848K4	CA CA	PS, (-AC), MTR-CODE: AHU, ALE PS, WP, (AC), MTR-CODE: AHU, ALE 2.FAN, OE-NO 1H0 119 137 2.FAN, OE-NO 1H0 119 137 A ALT, (-AC), (TENS DAMPER), MTR-CODE: AHU, ALE ALT, (AC), MTR-CODE: AHU, ALE ALT, PS, (AC), MTR-CODE: AGR, ALH ALT, PS, (-AC), MTR-CODE: AGR, ALH ALT, (-AC), (-TENS DAMPER), MTR-CODE: AHU, ALE ONLY WITH VD1084 ALT, (Bosch), FOR ALT: 70A, OE-NO 038 903 023 K, FOR ALT: 90A, OE-NO 038 903 023 L, MTR-CODE: ALH ALT, MTR-CODE: AHU, ALE, CH-NO 6K0-X-507830⇒, (Bosch), FOR ALT: 90A, OE-NO 028 903 028 J ALT, MTR-CODE: AHU, ALE, (Bosch), FOR ALT: 120A, OE-NO 028 903 026 G MTR-CODE: ALE, AHU MTR-CODE: ALH, AGR	11,5X730Ld 11,5X790Ld 2PJ800 2PJ860 6PK1045  6PK1145 6PK1660 6PK906 6PK923  MS13 AP9001  AP9004  AP9004 VD1084 VD1089
					CT1044 CT1044 CT1044K1 CT1044K1 CT1044WP1 CT1044WP1 CT867 CT867K4 CT946 CT946 CT946K1  CT946K1	CA, MTR-CODE: AGR, MTR-NO 565 001⇒ CA, MTR-CODE: ALH, MTR-NO 500 001⇒ CA, MTR-CODE: AGR, MTR-NO 565 001⇒ CA, MTR-CODE: ALH, MTR-NO 500 001⇒ CA, MTR-CODE: AGR, MTR-NO 565 001⇒ CA, MTR-CODE: ALH, MTR-NO 500 001⇒ CA, MTR-CODE: AHU, ALE CA, MTR-CODE: AHU, ALE CA, MTR-CODE: AGR, ⇒MTR-NO 565 000 CA, MTR-CODE: ALH, ⇒MTR-NO 500 000 CA, MTR-CODE: AGR, ⇒MTR-NO 565 000, OPT CA, MTR-CODE: ALH, ⇒MTR-NO 500 000, OPT		

**POLO CLASSIC (86C, 80)**

1.0	01/85-10/86	GL	29	1043	CT629 CT633 CT633WP1	ALT, CH-NO 86E0000000⇒ ALT, ⇒CH-NO 86D9999999 CA, MTR-NO HZ786023⇒ CA, ⇒MTR-NO HZ786022 CA, ⇒MTR-NO HZ786022	AVX10X675 AVX10X695
	01/85-09/94	AAK, AAU, HZ	33		CT629 CT629WP1 CT633 CT633 CT633WP1 CT633WP1	ALT, CH-NO ...-E-000 001⇒ ALT, ⇒CH-NO ...-D-200 000 CA, MTR-NO HZ786023⇒ CA, MTR-NO HZ786023⇒ CA, ⇒MTR-NO HZ786022 CA, MTR-CODE: AAK CA, ⇒MTR-NO HZ786022 CA, MTR-CODE: AAK	AVX10X675 AVX10X695
1.3	01/85-07/87	MH, HK	40	1272	CT633 CT633WP1	ALT, CH-NO 86E0000000⇒ ALT, ⇒CH-NO 86D9999999 CA CA CA	AVX10X675 AVX10X695
1.3 D	08/86-12/88	MN	33	1272	CT534 CT547	ALT, CH-NO 86E0000000⇒ ALT, ⇒CH-NO 86D9999999 CA CA INJP	AVX10X675 AVX10X695
1.3 KAT	07/87-09/94	MH, NZ	40	1272	CT629 CT629WP1 CT633 CT633 CT633WP1 CT633WP1	ALT, CH-NO 86E0000000⇒ ALT, ⇒CH-NO 86D9999999 CA, MTR-NO NZ200001⇒ CA, MTR-NO NZ200001⇒ CA, ⇒MTR-NO NZ200000 CA, MTR-CODE: MH CA, ⇒MTR-NO NZ200000 CA, MTR-CODE: MH	AVX10X675 AVX10X695
1.4 D	10/90-09/94	1W	35	1398	CT534 CT547	ALT CA INJP	11,9X710Ld

**POLO Coupe (86C, 80)**

1.0	05/82-10/86	GL	29	1043	CT633 CT633WP1	ALT, CH-NO 86E0000000⇒ ALT, ⇒CH-NO 86D9999999 CA CA CA	AVX10X675 AVX10X695
	08/85-01/92	HZ	33			ALT, 09/1990⇒ ALT, CH-NO ...-E-000 001⇒, ⇒08/1990	11,9X710Ld AVX10X675





<b>VW</b>						
<b>POLO Coupe (86C, 80)</b>						
					<b>CT629</b> ALT, ⇒CH-NO ...-D-200 000, ⇒08/1990 <b>CT629WP1</b> CA, MTR-NO HZ786023⇒ <b>CT633</b> CA, MTR-NO HZ786023⇒ <b>CT633WP1</b> CA, ⇒MTR-NO HZ786022 CA, ⇒MTR-NO HZ786022	<b>AVX10X695</b>
1.0 KAT	08/89-09/94	AAK, ACM, AAU	33	1043	<b>CT629</b> ALT, CH-NO 80-MW162 420⇒, 80-MP120 <b>CT629WP1</b> 202⇒ <b>CT633</b> ALT, ⇒CH-NO 80-MW162 419, 80-MP120 <b>CT633WP1</b> 201 MTR-CODE: AAK, CH-NO ..-E-000 001⇒ ALT, MTR-CODE: AAK, ⇒12/1990, ⇒CH- NO ..-D-200 000 CA, MTR-NO HZ786023⇒, AAU015868⇒ CA, MTR-NO HZ786023⇒, AAU015868⇒ CA, ⇒MTR-NO HZ786022, AAU015867 CA, MTR-CODE: AAK CA, ⇒MTR-NO HZ786022, AAU015867 CA, MTR-CODE: AAK	<b>11,9X710Ld</b>  <b>AVX10X675</b>  <b>AVX10X675</b> <b>AVX10X695</b>
1.1	10/81-07/83	HB	37	1093	<b>CT633</b> ALT, CH-NO 86E0000000⇒ <b>CT633WP1</b> ALT, ⇒CH-NO 86D9999999 CA CA	<b>AVX10X675</b> <b>AVX10X695</b>
1.3	10/81-07/83	HH	44	1272	<b>CT633</b> ALT, CH-NO 86E0000000⇒ <b>CT633WP1</b> ALT, ⇒CH-NO 86D9999999 CA CA	<b>AVX10X675</b> <b>AVX10X695</b>
	08/83-06/87	MH, HK	40		<b>CT633</b> ALT, CH-NO 86E0000000⇒ <b>CT633WP1</b> ALT, ⇒CH-NO 86D9999999 CA, MTR-CODE: MH, HK CA, MTR-CODE: MH, HK	<b>AVX10X675</b> <b>AVX10X695</b>
	09/82-09/89	GK	55		<b>CT633</b> ALT, CH-NO 86E0000000⇒ <b>CT633WP1</b> ALT, ⇒CH-NO 86D9999999 CA CA	<b>AVX10X675</b> <b>AVX10X695</b>
1.3 D	08/86-08/90	MN	33	1272	<b>CT534</b> ALT, CH-NO 86E0000000⇒ <b>CT547</b> ALT, ⇒CH-NO 86D9999999 CA INJP	<b>AVX10X675</b> <b>AVX10X695</b>
1.3 G40	01/87-08/90	PY	85	1272	<b>CT1060</b> ALT, CH-NO 86E⇒ <b>CT629</b> ALT, ⇒CH-NO 86D <b>CT629WP1</b> G-COMPR <b>CT633</b> CA, MTR-NO PY002178⇒ <b>CT633WP1</b> CA, MTR-NO PY002178⇒ CA, ⇒MTR-NO PY002177 CA, ⇒MTR-NO PY002177	<b>AVX10X675</b> <b>AVX10X700</b>
	08/90-09/94		83		<b>CT1060</b> ALT <b>CT629</b> G-COMPR <b>CT629WP1</b> CA, MTR-NO PY002178⇒ <b>CT633</b> CA, MTR-NO PY002178⇒ <b>CT633WP1</b> CA, ⇒MTR-NO PY002177 CA, ⇒MTR-NO PY002177	<b>6PK759</b>
1.3 KAT	07/87-08/94	MH, NZ, 2G, AAV	40	1272	<b>CT629</b> ALT, 01/1991⇒ <b>CT629WP1</b> ALT, CH-NO 86E0000000⇒, ⇒12/1990 <b>CT629WP1</b> ALT, ⇒CH-NO 86D9999999 <b>CT633</b> CA, MTR-NO NZ200001⇒, 2G262740⇒, <b>CT633WP1</b> HZ786023⇒, 3F008527⇒, AAU015868⇒ CA, MTR-CODE: AAV CA, MTR-NO NZ200001⇒, 2G262740⇒ CA, MTR-CODE: AAV CA, ⇒MTR-NO NZ200000, 2G262739, HZ786022, 3F008526, AAU015867 CA, MTR-CODE: MH CA, ⇒MTR-NO NZ200000, 2G262739 CA, MTR-CODE: MH	<b>11,9X710Ld</b> <b>AVX10X675</b> <b>AVX10X695</b>
	10/89-09/94	3F	55		<b>CT629</b> ALT, 01/1991⇒ <b>CT629WP1</b> ALT, CH-NO 86E0000000⇒, ⇒12/1990 <b>CT633</b> ALT, ⇒CH-NO 86D9999999 <b>CT633WP1</b> CA, MTR-NO NZ200001⇒, 2G262740⇒, HZ786023⇒, 3F008527⇒, AAU015868⇒ CA, MTR-NO 3F008527⇒ CA, ⇒MTR-NO NZ200000, 2G262739, HZ786022, 3F008526, AAU015867 CA, ⇒MTR-NO 3F008526	<b>11,9X710Ld</b> <b>AVX10X675</b> <b>AVX10X695</b>
1.4 D	08/90-09/94	1W	35	1398	<b>CT534</b> ALT <b>CT547</b> CA INJP	<b>11,9X710Ld</b>
<b>POLO Kasten (6NF)</b>						
1.0	10/94-12/99	AAU	33	1043	ALT, (PS)	<b>6PK1070</b>

**VW**



**VW**
**POLO Kasten (6NF)**

					<b>CT845</b> <b>CT845K1</b> <b>CT845WP1</b>	ALT, (-PS) CA CA CA	<b>6PK751</b>
1.4	05/98-12/99	AEX, APQ	44	1390		2.FAN ALT, (PS), (-AC) ALT, (PS), (AC) ALT, (-PS), (-AC) CA CA CA	<b>2PJ860</b> <b>6PK1070</b> <b>6PK1125</b> <b>6PK751</b>
					<b>CT846</b> <b>CT846K1</b> <b>CT846WP3</b>	CA CA CA	
1.6	09/94-12/95	AEA	55	1598		2.FAN 2.FAN ALT, (PS), (-AC) ALT, (PS), (AC) ALT, (-PS), (-AC) CA CA	<b>2PJ800</b> <b>2PJ860</b> <b>6PK1070</b> <b>6PK1125</b> <b>6PK751</b>
					<b>CT847</b> <b>CT847K1</b>	CA CA	
1.7 SDI	08/97-12/99	AKU	44	1716		ALT ALT, (Bosch), FOR ALT: 70A, OE-NO 038 903 025, FOR ALT: 90A, OE-NO 038 903 025 A ALT, (Bosch), FOR ALT: 70A, OE-NO 028 903 026 B, FOR ALT: 90A, OE-NO 028 903 026 A, 028 903 028 P CA CA CA	<b>5PK1219</b> <b>AP9057</b>  <b>AP9059</b>
					<b>CT1012</b> <b>CT1012K1</b> <b>CT1012K2</b>	CA CA CA	
1.9 D	10/94-12/99	AEF	47	1896		ALT ALT, (Bosch), FOR ALT: 70A, OE-NO 038 903 023 P, FOR ALT: 90A, OE-NO 038 903 023 T ALT, (Bosch), FOR ALT: 70A, OE-NO 028 903 026 B, FOR ALT: 90A, OE-NO 028 903 026 A, 028 903 028 L CA CA CA	<b>5PK1219</b> <b>AP9057</b>  <b>AP9059</b>
					<b>CT1012</b> <b>CT1012K1</b>	CA CA	
1.9 SDI	07/96-12/99	AGD	47	1896		ALT, PS ALT, (Bosch), FOR ALT: 70A, OE-NO 038 903 025, FOR ALT: 90A, OE-NO 038 903 025 A ALT, (Bosch), FOR ALT: 70A, OE-NO 028 903 026 B, FOR ALT: 90A, OE-NO 028 903 026 A, 028 903 028 P CA CA CA	<b>5PK1219</b> <b>AP9057</b>  <b>AP9059</b>
					<b>CT1012</b> <b>CT1012K1</b> <b>CT1012K2</b>	CA CA CA	

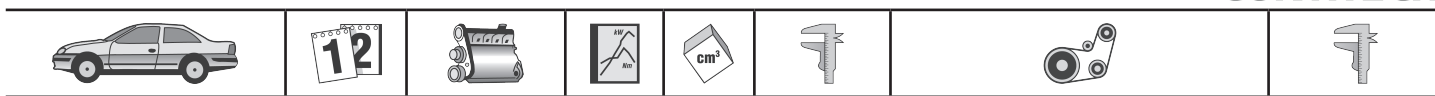
**POLO Kasten (86CF)**

1.0	08/92-07/94	AAU	33	1043	<b>CT629</b> <b>CT629WP1</b> <b>CT633</b> <b>CT633WP1</b>	CA, MTR-CODE: AAU, MTR-NO 015868⇨ CA, MTR-CODE: AAU, MTR-NO 015868⇨ CA, MTR-CODE: AAU, ⇨MTR-NO 015867 CA, MTR-CODE: AAU, ⇨MTR-NO 015867	<b>AVX10X675</b>
1.3	08/92-07/94	AAV	40	1272	<b>CT629</b> <b>CT629WP1</b>	ALT CA CA	<b>11,9X710Ld</b>
1.4 D	08/92-07/94	1W	35	1398	<b>CT534</b> <b>CT547</b>	ALT CA INJP	<b>11,9X710Ld</b>

**POLO Stufenheck (9A4)**

1.0	02/03-10/03	ARA	58	999		ALT, (AC) ALT, (-AC)	<b>6PK1080</b> <b>6PK759</b>
	08/96-12/01	AER	37			ALT, (PS), (-AC) ALT, (PS), (AC) ALT, (-PS), (-AC) CA CA CA	<b>6PK1070</b> <b>6PK1125</b> <b>6PK751</b>
					<b>CT846</b> <b>CT846K1</b> <b>CT846WP1</b>	CA CA CA	
1.4	07/03-	BBY, BKY	55	1390		ALT, (AC) ALT, (-AC) CA CA, ⇨CH-NO 9N-6P027 500 CA, CH-NO 9N-6P027 501⇨ CA, ⇨CH-NO 9N-6P027 500 CA, CH-NO 9N-6P027 501⇨	<b>6PK1080</b> <b>6PK737</b>
					<b>CT957(SET)</b> <b>CT957K1</b> <b>CT957K3</b> <b>CT957WP1</b> <b>CT957WP3</b>	CA CA, ⇨CH-NO 9N-6P027 500 CA, CH-NO 9N-6P027 501⇨ CA, ⇨CH-NO 9N-6P027 500 CA, CH-NO 9N-6P027 501⇨	
	11/03-	BBZ	74			ALT, PS, AC ALT, (-AC) CA	<b>6PK1080</b> <b>6PK737</b>
					<b>CT957(SET)</b>	CA	





<b>VW</b>						
<b>POLO Stufenheck (9A4)</b>						
					<b>CT957K1</b> CA, ⇒CH-NO 9N-6P027 500 <b>CT957K3</b> CA, CH-NO 9N-6P027 501⇒ <b>CT957WP1</b> CA, ⇒CH-NO 9N-6P027 500 <b>CT957WP3</b> CA, CH-NO 9N-6P027 501⇒	
	12/03-05/05	BLM	63		<b>CT846</b> ALT, (PS), (AC) <b>CT846K2</b> ALT, (-PS), (-AC) CA ALT, (PS), (-AC) CA	<b>6PK1080</b> <b>6PK737</b> <b>6PK759</b>
1.4 TDI	07/03-	BAY	55	1422	<b>CT1028</b> ALT <b>CT1028K2</b> ALT, (AC) <b>CT1028K3</b> ALT, (Bosch), FOR ALT: 70A, OE-NO 045903023B, FOR ALT: 90A, OE-NO 045903023, FOR ALT: 120A, OE-NO 045903023A <b>CT1028K4</b> CA <b>CT1028WP1</b> CA, ⇒CH-NO 9N-2-050 000 CA, CH-NO 9N-2-050 001⇒ CA, ⇒CH-NO 9N-2-050 000 CA, CH-NO 9N-2-050 001⇒, ⇒CH-NO 9N-2-100 000 <b>CT1028WP3</b> CA, CH-NO 9N-2-100 001⇒	<b>6PK858</b> <b>6PK995</b> <b>AP9001</b>
1.6	09/02-	BAH, CFZA	74	1598	<b>CT846</b> ALT, (AC) <b>CT846K2</b> ALT, (-AC) CA CA	<b>6PK1080</b> <b>6PK759</b>
1.6 Total Flex	10/04-	BPA, CCRA	74	1598	<b>CT846</b> ALT, (PS), (-AC), ⇒CH-NO 5Z-6P002 625, <b>CT846K2</b> 5Z-64157 000 ALT, (PS), (-AC), CH-NO 5Z-6P002 626⇒, 5Z-64157 001⇒ ALT, (AC) ALT, (-PS), (-AC) CA CA	<b>6PK1080</b> <b>6PK1165</b> <b>6PK1698</b> <b>6PK759</b>
1.9 SDI	09/02-	ASY	47	1896	<b>CT1044</b> ALT, (AC) <b>CT1044K2</b> ALT, (-AC) <b>CT946</b> ONLY WITH VD1076 <b>CT946K1</b> ONLY WITH VD1111 ALT, (Bosch), FOR ALT: 70A, OE-NO 038903023K, FOR ALT: 90A, OE-NO 038903023L, FOR ALT: 120A, OE-NO 028903028E ALT, (Valeo), FOR ALT: 70A, OE-NO 038903023Q, FOR ALT: 90A, OE-NO 038903023R, FOR ALT: 120A, OE-NO 038903023S ALT, (Hitachi), FOR ALT: 120A, OE-NO 028903029G CA, MTR-NO 021 001⇒ CA, MTR-NO 021 001⇒ CA, ⇒MTR-NO 021 000 CA, ⇒MTR-NO 021 000	<b>6PK1095</b> <b>6PK780</b> <b>MS18</b> <b>MS37</b> <b>AP9001</b>  <b>AP9001</b>  <b>AP9001</b>  <b>VD1076</b> <b>VD1111</b>
1.9 TDi	09/02-	ATD	74	1896	<b>CT1028</b> ALT, (AC) <b>CT1028K3</b> ALT, (-AC) <b>CT1028WP1</b> ALT, (Bosch), FOR ALT: 70A, OE-NO 038903023K, FOR ALT: 90A, OE-NO 038903023L, FOR ALT: 120A, OE-NO 028903028E <b>CT1028WP3</b> ALT, (Valeo), FOR ALT: 70A, OE-NO 038903023Q, FOR ALT: 90A, OE-NO 038903023R, FOR ALT: 120A, OE-NO 038903023S ALT, (Hitachi), FOR ALT: 120A, OE-NO 028903029G CA CA ⇒CH-NO 9N-2-100 000, CA CH-NO 9N-2-100 001⇒, CA	<b>6PK1180</b> <b>6PK780</b> <b>AP9001</b>  <b>AP9001</b>  <b>AP9001</b>
2.0	09/02-	BBX	85	1984	<b>CT908</b> ALT, (AC) <b>CT908K1</b> ALT, (-AC) CA CA	<b>6PK1033</b> <b>6PK923</b>
<b>POLO Variant (6KV5)</b>						
1.4	12/98-09/01	AKP	40	1390	ALT, (PS), (-AC) ALT, (PS), (AC) ALT, (-PS), (-AC)	<b>6PK1070</b> <b>6PK1125</b> <b>6PK751</b>

**VW**



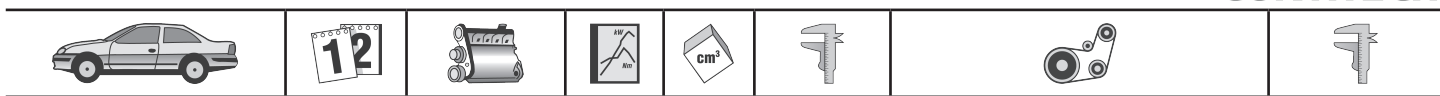



**VW**

**POLO Variant (6KV5)**

					<b>CT846</b> CA <b>CT846K1</b> CA, ⇒CH-NO 6N-Y-600 000 <b>CT846K2</b> CA, CH-NO 6N-Y-600 001⇒ <b>CT846WP1</b> CA, ⇒CH-NO 6N-Y-600 000 <b>CT846WP2</b> CA, CH-NO 6N-Y-600 001⇒	
	05/97-09/01	AEX, AKV, AKK, AUD, ANW, APQ	44		<b>CT846</b> CA <b>CT846K1</b> CA, MTR-CODE: AEX, AKV, APQ, ANX <b>CT846K2</b> CA, MTR-CODE: ANW, AUD <b>CT846K2</b> CA, MTR-CODE: AKK, MTR-NO 127 807⇒ <b>CT846WP1</b> CA, MTR-CODE: AKK, ⇒MTR-NO 127 806 <b>CT846WP2</b> CA, MTR-CODE: AKK, MTR-NO 127 807⇒ <b>CT846WP2</b> CA, MTR-CODE: ANW <b>CT846WP3</b> CA, MTR-CODE: AEX, AKV, APQ, ANX	<b>2PJ800</b> <b>2PJ860</b> <b>6PK1070</b> <b>6PK1125</b> <b>6PK1185</b> <b>6PK751</b>
1.4 16V	10/99-09/01	APE, AUA	55	1390	<b>CT957(SET)</b> CA <b>CT957K1</b> CA <b>CT957WP1</b> CA	<b>6PK1070</b> <b>6PK1125</b> <b>6PK751</b>
1.6	05/97-09/01	AEE, ALM	55	1598	<b>CT847</b> CA, MTR-CODE: AEE, ALM <b>CT847K1</b> CA, MTR-CODE: AEE, ALM <b>CT847WP1</b> CA, MTR-CODE: AEE, ALM	<b>2PJ800</b> <b>2PJ860</b> <b>6PK1070</b> <b>6PK1185</b> <b>6PK751</b>
		AFT, AEH, AKL, APF, AUR	74	1595	<b>CT848</b> CA, MTR-CODE: AFT <b>CT848K4</b> CA, MTR-CODE: AFT <b>CT908</b> CA, MTR-CODE: AKL, APF, AUR, AEH <b>CT908K1</b> CA, MTR-CODE: AKL, APF, AUR, AEH <b>CT908WP1</b> CA, MTR-CODE: AEH, AKL, APF, AUR	<b>11,5X685Ld</b> <b>11,5X755Ld</b> <b>6DPK1195</b> <b>6PK1120</b> <b>6PK1153</b> <b>6PK894</b>
1.7 SDI	08/97-09/01	AKW	42	1716	<b>CT945</b> CA <b>CT945K1</b> CA	<b>11,5X730Ld</b> <b>11,5X790Ld</b> <b>2PJ800</b> <b>2PJ860</b> <b>6PK1045</b> <b>6PK1145</b> <b>6PK923</b> <b>MS13</b> <b>VD1084</b>
1.8	05/97-09/01	ADZ	66	1781	<b>CT848</b> CA <b>CT848K4</b> CA	<b>11,5X685Ld</b> <b>11,5X755Ld</b> <b>6PK1153</b> <b>6PK894</b>
1.9 SDI	08/99-09/01	AGP, AQM	50	1896	<b>CT1044</b> CA, MTR-CODE: AGP, MTR-NO 595 001⇒ <b>CT1044</b> CA, MTR-CODE: AQM, MTR-NO 045 001⇒ <b>CT1044K1</b> CA, MTR-CODE: AQM, MTR-NO 045 001⇒, CA, MTR-CODE: AGP, MTR-NO 595 001⇒ <b>CT1044WP1</b> CA, MTR-CODE: AQM, MTR-NO 045 001⇒ <b>CT1044WP1</b> MTR-CODE: AGP, MTR-NO 595 001⇒ <b>CT946</b> CA, MTR-CODE: AGP, ⇒MTR-NO 595 000 <b>CT946</b> CA, MTR-CODE: AQM, ⇒MTR-NO 045 000 <b>CT946K1</b> CA, MTR-CODE: AGP, ⇒MTR-NO 229 902	<b>6PK1660</b> <b>6PK906</b> <b>VD1089</b>





<b>VW</b>						
<b>POLO Variant (6KV5)</b>						
					<b>CT946K1</b>	CA, MTR-CODE: AQM, ⇒MTR-NO 004 131
	06/97-09/01	AEY	47			PS, (-AC) PS, WP, (AC) 2.FAN, OE-NO 1H0 119 137 2.FAN, OE-NO 1H0 119 137 A ALT, (-AC), (TENS DAMPER) ALT, (AC) ALT, (-AC), (-TENS DAMPER) ONLY WITH VD1084 MTR-CODE: AEY
					<b>CT945</b> <b>CT945K1</b>	CA CA
1.9 TDI	06/98-09/01	AFN, ASV	81	1896		PS, (-AC), MTR-CODE: AFN PS, WP, (AC), MTR-CODE: AFN 2.FAN, OE-NO 1H0 119 137 2.FAN, OE-NO 1H0 119 137 A ALT, (-AC), (TENS DAMPER), MTR-CODE: AFN ALT, (AC), MTR-CODE: AFN ALT, PS, (AC), MTR-CODE: ASV ALT, PS, (-AC), MTR-CODE: ASV ALT, (-AC), (-TENS DAMPER), MTR-CODE: AFN ONLY WITH VD1084 ALT, MTR-CODE: AFN, CH-NO 6K-X-507830⇒, (Bosch), FOR ALT: 90A, OE-NO 028 903 028 J ALT, MTR-CODE: AFN, (Bosch), FOR ALT: 120A, OE-NO 028 903 026 G MTR-CODE: AFN, ⇒08/1999
					<b>CT1044</b> <b>CT1044K1</b> <b>CT1044WP1</b> <b>CT867</b> <b>CT867K4</b> <b>CT946</b>	CA, MTR-CODE: ASV, MTR-NO 150001⇒ CA, MTR-CODE: ASV, MTR-NO 150001⇒ CA, MTR-CODE: ASV, MTR-NO 150 001⇒ CA, MTR-CODE: AFN CA, MTR-CODE: AFN CA, MTR-CODE: ASV, ⇒MTR-NO 150000
	05/97-09/01	AHU, AGR, ALH, ALE	66			PS, (-AC), MTR-CODE: AHU, ALE PS, WP, (AC), MTR-CODE: AHU, ALE 2.FAN, OE-NO 1H0 119 137 2.FAN, OE-NO 1H0 119 137 A ALT, (-AC), (TENS DAMPER), MTR-CODE: AHU, ALE ALT, (AC), MTR-CODE: AHU, ALE ALT, PS, (AC), MTR-CODE: AGR, ALH ALT, PS, (-AC), MTR-CODE: AGR, ALH ALT, (-AC), (-TENS DAMPER), MTR-CODE: AHU, ALE ONLY WITH VD1084 ALT, (Bosch), FOR ALT: 70A, OE-NO 038 903 023 K, FOR ALT: 90A, OE-NO 038 903 023 L, MTR-CODE: ALH ALT, (Bosch), FOR ALT: 90A, OE-NO 028 903 028 J, CH-NO 6K-X-507830⇒, MTR-CODE: AHU, ALE ALT, (Bosch), FOR ALT: 120A, OE-NO 028 903 026 G, MTR-CODE: AHU, ALE MTR-CODE: AHU, ALE, ⇒08/1999
					<b>CT1044</b> <b>CT1044</b> <b>CT1044K1</b> <b>CT1044K1</b> <b>CT1044WP1</b> <b>CT1044WP1</b> <b>CT867</b> <b>CT867K4</b> <b>CT946</b> <b>CT946</b>	CA, MTR-CODE: AGR, MTR-NO 565 001⇒ CA, MTR-CODE: ALH, MTR-NO 500 001⇒ CA, MTR-CODE: AGR, MTR-NO 565 001⇒ CA, MTR-CODE: ALH, MTR-NO 500 001⇒ CA, MTR-CODE: AGR, MTR-NO 565 001⇒ CA, MTR-CODE: ALH, MTR-NO 500 001⇒ CA, MTR-CODE: AHU, ALE CA, MTR-CODE: AHU, ALE CA, MTR-CODE: AGR, ⇒MTR-NO 565 000 CA, MTR-CODE: ALH, ⇒MTR-NO 500 000
<b>SANTANA</b> 1.8	08/84-07/94	DS	66	1781		PS, ⇒CH-NO 32G275000 PS, CH-NO 32G275001⇒ ALT, ⇒07/1985 ALT, 08/1985⇒ AC, CH-NO 32F300001⇒ AC, ⇒CH-NO 32F299999
					<b>CT637</b>	CA
	01/95-12/99	JV				PS, ⇒CH-NO 32G275000 PS, CH-NO 32G275001⇒





**VW**

**SANTANA**

						ALT, 08/1985⇒ AC, CH-NO 32F300001⇒ AC, ⇒CH-NO 32F299999	AVX10X950 AVX13X800 AVX13X825
1.8 i	01/95-	AFE	72	1781	CT637 CT637K1	CA CA	
					CT637 CT637K1	ALT CA CA	AVX10X950

**SANTANA (32B)**

1.3	08/81-07/83	FZ	44	1272	CT633 CT633WP1	ALT CA CA	AVX10X695
1.6	08/81-12/84	WV	55	1588	CT637 CT637K1	ALT CA CA	AVX10X940
	08/81-12/82	YP	63		CT637 CT637K1	ALT CA CA	AVX10X940
1.6 D	08/81-12/84	CR, JK	40	1588	CT513 CT513K1	WP ALT ALT, (AC) PS AC, CH-NO 300001⇒ AC, ⇒CH-NO 32F299999	AVX10X617 AVX10X735 AVX10X763 AVX10X800 AVX13X800 AVX13X825
1.6 TD	12/81-12/84	CY	51	1588	CT513 CT513K1	ALT ALT ALT, (AC) PS AC, CH-NO 32F300001⇒ AC, ⇒CH-NO 32F299999	AVX10X617 AVX10X740 AVX10X775 AVX10X800 AVX13X800 AVX13X825
1.8	01/83-12/84	DS	66	1781	CT637	ALT CA	AVX10X940
1.9	08/81-07/83	WN	85	1921	CT635	ALT AC PS CA	AVX10X800 AVX13X1000 AVX13X1000
2.0	08/83-12/84	JS, HP	85	1994	CT635 CT660	ALT AC PS CA, ⇒07/1984 CA, 08/1984⇒	AVX10X800 AVX13X1000 AVX13X1000

**SANTANA Variant**

1.8	04/85-02/88	JV	66	1781	CT637 CT637K1	PS, ⇒CH-NO 32G275000 PS, CH-NO 32G275001⇒ ALT, ⇒07/1985 ALT, 08/1985⇒ AC, CH-NO 32F300001⇒ AC, ⇒CH-NO 32F299999	AVX10X763 AVX10X850 AVX10X940 AVX10X950 AVX13X800 AVX13X825
	03/88-04/91				CT637 CT637K1	PS, ⇒CH-NO 32G275000 PS, CH-NO 32G275001⇒ ALT, 08/1985⇒ AC, CH-NO 32F300001⇒ AC, ⇒CH-NO 32F299999	AVX10X763 AVX10X850 AVX10X950 AVX13X800 AVX13X825

**SCIROCCO (137)**

1.4 TSI	05/08-	CAVD, CNWA, CTHD	118	1390		AIRC ALT ALT, (Bosch), OE-NO 03C 903 023 A, FOR ALT: 140A ALT, (Valeo), OE-NO 03C 903 023 C, FOR ALT: 140A	5PK491 6PK1698 AP9012 AP9012
	08/08-	CAXA, CMSB	90			ALT, (-AC) ALT, (AC) ALT, (Bosch), OE-NO 03C 903 023 A, FOR ALT: 140A ALT, (Valeo), OE-NO 03C 903 023 C, FOR ALT: 140A	6PK1090 6PK1733 AP9012 AP9012
2.0 R	11/09-	CDLA	195	1984		MTR-CODE: CDLA, CDLC, ALT, (AC) MTR-CODE: CDLA, CDLC, ALT, (-AC) ALT, (Bosch), FOR ALT: 140A, OE-NO 06F903023F	6PK1054 6PK955 AP9001





<b>VW</b>						
<b>SCIROCCO (137)</b>						
					<b>CT1088</b>	ALT, (Valeo), FOR ALT: 140A, OE-NO 06F903023F, 03L903023F MTR-CODE: CDLA, CDLC, CA <b>AP9001</b>
2.0 TDI	11/10-	CFHB	100	1968	<b>CT1139</b> <b>CT1139K1</b> <b>CT1139K2</b> <b>CT1139WP4</b> <b>CT1139WP6</b>	MTR-CODE: CFHB, CFHC, ALT, (AC) MTR-CODE: CFHB, CFHC, ALT, (-AC) MTR-CODE: CFHB, CFHC, ALT, (-AC)  MTR-CODE: CFHB, CFHC MTR-CODE: CFHB, CFHC, CA MTR-CODE: CFHB, CFHC, CA, ⇒11/2010 MTR-CODE: CFHB, CFHC, CA, 12/2010⇒ MTR-CODE: CFHB, CFHC, CA, WP, ⇒11/2010 MTR-CODE: CFHB, CFHC, CA, WP, 12/2010⇒ <b>6PK1070</b> <b>6PK842 ELAST</b> <b>6PK842 ELAST T1</b> <b>VD1111</b>
	08/08-	CBDB, CFHC	103		<b>CT1134</b> <b>CT1134K1</b> <b>CT1134WP2</b> <b>CT1139</b> <b>CT1139K1</b> <b>CT1139K2</b> <b>CT1139WP4</b> <b>CT1139WP6</b>	MTR-CODE: CBDB, CFHB, CFHC, ALT, (AC) MTR-CODE: CBDB, CFHB, CFHC, ALT, (-AC) MTR-CODE: CBDB, CFHB, CFHC, ALT, (-AC) ALT, (Bosch), FOR ALT: 140A, OE-NO 06F903023F ALT, (Valeo), FOR ALT: 140A, OE-NO 06F903023C MTR-CODE: CBDB MTR-CODE: CFHB, CFHC MTR-CODE: CBDB, CA MTR-CODE: CBDB, CA MTR-CODE: CBDB, CA, WP MTR-CODE: CFHB, CFHC, CA MTR-CODE: CFHB, CFHC, CA, ⇒11/2010 MTR-CODE: CFHB, CFHC, CA, 12/2010⇒ MTR-CODE: CFHB, CFHC, CA, WP, ⇒11/2010 MTR-CODE: CFHB, CFHC, CA, WP, 12/2010⇒ <b>6PK1070</b> <b>6PK842 ELAST</b> <b>6PK842 ELAST T1</b> <b>AP9001</b> <b>AP9001</b> <b>VD1076</b> <b>VD1111</b>
	05/09-	CBBB, CFGB	125		<b>CT1134</b> <b>CT1134K1</b> <b>CT1134WP1</b> <b>CT1139</b> <b>CT1139K1</b> <b>CT1139K2</b> <b>CT1139WP4</b> <b>CT1139WP6</b>	MTR-CODE: CBBB, CFGB, ALT, (AC) MTR-CODE: CBBB, CFGB, ALT, (-AC) MTR-CODE: CBBB, CFGB, ALT, (-AC)  ALT, (Bosch), FOR ALT: 140A, OE-NO 06F903023F ALT, (Valeo), FOR ALT: 140A, OE-NO 06F903023C MTR-CODE: CBBB MTR-CODE: CFGB MTR-CODE: CBBB, CA MTR-CODE: CBBB, CA MTR-CODE: CBBB, CA, WP MTR-CODE: CFGB, CA MTR-CODE: CFGB, CA, ⇒11/2010 MTR-CODE: CFGB, CA, 12/2010⇒ MTR-CODE: CFGB, CA, WP, ⇒11/2010 MTR-CODE: CFGB, CA, WP, 12/2010⇒ <b>6PK1070</b> <b>6PK842 ELAST</b> <b>6PK842 ELAST T1</b> <b>AP9001</b> <b>AP9001</b> <b>VD1076</b> <b>VD1111</b>
2.0 TSI	05/08-11/09	CAWB	147	1984	<b>CT1143</b>	ALT ALT, (Bosch), FOR ALT: 140A, OE-NO 06B903016AB ALT, (Valeo), FOR ALT: 140A, OE-NO 06D903016A WP <b>6PK1120</b> <b>AP9009</b> <b>AP9009</b>
	11/09-05/11	CCZB	155		<b>CT1143</b>	ALT ALT, (Bosch), FOR ALT: 140A, OE-NO 06B903016AB ALT, (Valeo), FOR ALT: 140A, OE-NO 06J903023C WP <b>6PK1120</b> <b>AP9009</b> <b>AP9009</b>
<b>SCIROCCO (53)</b>						
1.1	04/74-07/79	FA	37	1093	<b>CT633</b> <b>CT633WP1</b>	ALT, CH-NO 53A0034227⇒ ALT, ⇒CH-NO 53A0034226 CA CA <b>AVX10X685</b> <b>AVX10X695</b>
1.3	08/79-07/80	GF	44	1272	<b>CT633</b> <b>CT633WP1</b>	ALT, CH-NO 53A0034227⇒ ALT, ⇒CH-NO 53A0034226 CA CA <b>AVX10X685</b> <b>AVX10X695</b>
1.5	08/77-07/80	JB	51	1457		AC, CH-NO 5372037001⇒, ⇒CH-NO 5372500000 <b>AVX10X1125</b>

**VW**



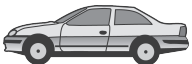







**VW**

**SCIROCCO (53)**



					ALT, (AIRC) AIRC ALT, (AC), CH-NO 5382000001⇒ ALT ALT, ⇒CH-NO 5372500000 AC, ⇒CH-NO 5372037000 AC, CH-NO 5382000001⇒, ⇒CH-NO 5392043812 AC, ⇒CH-NO 5372037000 CA	AVX10X1150 AVX10X825 AVX10X850 AVX10X950 AVX10X950 AVX13X1025 AVX13X1050 AVX13X1125	
02/74-12/75	FH		1471	CT637	AC, CH-NO 5372037001⇒, ⇒CH-NO 5372500000 ALT, (AIRC) AIRC ALT, (AC), CH-NO 5382000001⇒ ALT ALT, ⇒CH-NO 5372500000 AC, ⇒CH-NO 5372037000 AC, CH-NO 5382000001⇒, ⇒CH-NO 5392043812 AC, ⇒CH-NO 5372037000 CA CA	AVX10X1125 AVX10X1150 AVX10X825 AVX10X850 AVX10X950 AVX10X950 AVX13X1025 AVX13X1050 AVX13X1125	
02/74-12/77	ZC	63		CT637 CT637K1	AC, CH-NO 5372037001⇒, ⇒CH-NO 5372500000 ALT, (AIRC) AIRC ALT, (AC), CH-NO 5382000001⇒ ALT ALT, ⇒CH-NO 5372500000 AC, ⇒CH-NO 5372037000 AC, CH-NO 5382000001⇒, ⇒CH-NO 5392043812 AC, ⇒CH-NO 5372037000 CA CA	AVX10X1125 AVX10X1150 AVX10X825 AVX10X850 AVX10X950 AVX10X950 AVX13X1025 AVX13X1050 AVX13X1125	
02/74-08/75	YJ, ZB	55		CT637	AC, CH-NO 5372037001⇒, ⇒CH-NO 5372500000 ALT, (AIRC) AIRC ALT, (AC), CH-NO 5382000001⇒ ALT ALT, ⇒CH-NO 5372500000 AC, ⇒CH-NO 5372037000 AC, CH-NO 5382000001⇒, ⇒CH-NO 5392043812 AC, ⇒CH-NO 5372037000 CA	AVX10X1125 AVX10X1150 AVX10X825 AVX10X850 AVX10X950 AVX10X950 AVX13X1025 AVX13X1050 AVX13X1125	
1.6	08/75-07/79	FN, FP	55	1588	CT637 CT637K1	AC, CH-NO 5372037001⇒, ⇒CH-NO 5372500000 ALT, (AIRC) AIRC ALT, (AC), CH-NO 5382000001⇒ ALT ALT, ⇒CH-NO 5372500000 AC, ⇒CH-NO 5372037000 AC, CH-NO 5382000001⇒, ⇒CH-NO 5392043812 AC, ⇒CH-NO 5372037000 CA CA CA	AVX10X1125 AVX10X1150 AVX10X825 AVX10X850 AVX10X950 AVX10X950 AVX13X1025 AVX13X1050 AVX13X1125
	08/75-07/80	FR	63		CT637	AC, CH-NO 5372037001⇒, ⇒CH-NO 5372500000 ALT, (AIRC) AIRC ALT, (AC), CH-NO 5382000001⇒ ALT ALT, ⇒CH-NO 5372500000 AC, ⇒CH-NO 5372037000 AC, CH-NO 5382000001⇒, ⇒CH-NO 5392043812 AC, ⇒CH-NO 5372037000 CA CA	AVX10X1125 AVX10X1150 AVX10X825 AVX10X850 AVX10X950 AVX10X950 AVX13X1025 AVX13X1050 AVX13X1125
	06/76-07/80	EG	81		CT637	AC, CH-NO 5372037001⇒, ⇒CH-NO 5372500000 ALT, (AIRC) AIRC ALT, (AC), CH-NO 5382000001⇒ ALT	AVX10X1125 AVX10X1150 AVX10X825 AVX10X850 AVX10X950



									
<b>VW</b>									
<b>SCIROCCO (53)</b>									
								ALT, ⇒CH-NO 5372500000 AC, ⇒CH-NO 5372037000 AC, CH-NO 5382000001⇒, ⇒CH-NO 5392043812 AC, ⇒CH-NO 5372037000 CA	AVX10X950 AVX13X1025 AVX13X1050 AVX13X1125
							<b>CT637</b>		
<b>SCIROCCO (53B)</b>									
1.3	08/80-12/83	GF	44	1272				ALT, ⇒08/1981 ALT, 08/1981⇒ CA CA	AVX10X685 AVX10X695
					<b>CT633</b>				
					<b>CT633WP1</b>				
1.5	08/80-12/83	JB	51	1457				PS ALT, (AC) ALT, (PS) ALT, ⇒CH-NO 53E060000 ALT, CH-NO 53F000001⇒ AC, ⇒CH-NO 53E013385 AC, CH-NO 53E013386⇒ CA	AVX10X730 AVX10X850 AVX10X865 AVX10X940 AVX10X950 AVX13X1025 AVX13X950
					<b>CT637</b>				
1.6	01/83-12/89	EW	55	1595				ALT, (AC), 01/1984⇒ PS ALT, (AC), ⇒12/1983 ALT, (PS) ALT, ⇒CH-NO 53E060000 ALT, CH-NO 53F000001⇒ AC, ⇒CH-NO 53E013385 AC, CH-NO 53E013386⇒ CA	AVX10X630 AVX10X730 AVX10X850 AVX10X865 AVX10X940 AVX10X950 AVX13X1025 AVX13X950
					<b>CT637</b>				
	08/80-04/84	FR	63	1588				ALT, (AC), 01/1984⇒ PS ALT, (AC), ⇒12/1983 ALT, (PS) ALT, ⇒CH-NO 53E060000 ALT, CH-NO 53F000001⇒ AC, ⇒CH-NO 53E013385 AC, CH-NO 53E013386⇒ CA	AVX10X630 AVX10X730 AVX10X850 AVX10X865 AVX10X940 AVX10X950 AVX13X1025 AVX13X950
					<b>CT637</b>				
	08/80-07/82	EG	81					PS ALT, (AC) ALT, (PS) ALT, ⇒CH-NO 53E060000 ALT, CH-NO 53F000001⇒ AC, ⇒CH-NO 53E013385 AC, CH-NO 53E013386⇒ CA	AVX10X730 AVX10X850 AVX10X865 AVX10X940 AVX10X950 AVX13X1025 AVX13X950
					<b>CT637</b>				
	04/86-07/90	RE	53	1595				ALT, (AC) PS ALT, (PS) ALT, ⇒CH-NO 53E060000 ALT, CH-NO 53F000001⇒ AC, ⇒CH-NO 53E013385 AC, CH-NO 53E013386⇒ CA	AVX10X630 AVX10X730 AVX10X865 AVX10X940 AVX10X950 AVX13X1025 AVX13X950
					<b>CT637</b>				
	08/83-07/84	EWA	51					ALT, (AC) PS ALT, (PS), (-AC) ALT, (-PS), (-AC) AC, ⇒CH-NO 15-E-007 195 AC, CH-NO 15-E-007 196⇒ CA CA	AVX10X630 AVX10X730 AVX10X865 AVX10X950 AVX13X1030 AVX13X947
					<b>CT637</b>				
					<b>CT637K1</b>				
1.8	08/83-07/92	EX	66	1781				ALT, (AC), 01/1984⇒ PS ALT, (AC), ⇒12/1983 ALT, (PS) ALT, ⇒CH-NO 53E060000 ALT, CH-NO 53F000001⇒ AC, ⇒CH-NO 53E013385 AC, CH-NO 53E013386⇒ CA	AVX10X630 AVX10X730 AVX10X850 AVX10X865 AVX10X940 AVX10X950 AVX13X1025 AVX13X950
					<b>CT637</b>				
	11/85-07/92	JH	70					ALT, (AC) PS ALT, (PS) ALT, ⇒CH-NO 53E060000 ALT, CH-NO 53F000001⇒ AC, ⇒CH-NO 53E013385 AC, CH-NO 53E013386⇒ CA	AVX10X630 AVX10X730 AVX10X865 AVX10X940 AVX10X950 AVX13X1025 AVX13X950
					<b>CT637</b>				

**VW**




**VW**

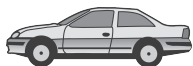
**SCIROCCO (53B)**

	08/82-12/89	DX, EV, JJ, PB	82		<b>CT637K1</b>	CA ALT, (AC), 01/1984⇒ PS ALT, (AC), ⇒12/1983 ALT, (PS) ALT, ⇒CH-NO 53E060000 ALT, CH-NO 53F000001⇒ AC, ⇒CH-NO 53E013385 AC, CH-NO 53E013386⇒	<b>AVX10X630</b> <b>AVX10X730</b> <b>AVX10X850</b> <b>AVX10X865</b> <b>AVX10X940</b> <b>AVX10X950</b> <b>AVX13X1025</b> <b>AVX13X950</b>
1.8 16V	10/85-07/89	KR	102	1781	<b>CT637</b>	CA ALT, (AC) PS ALT, (PS) ALT AC	<b>AVX10X630</b> <b>AVX10X730</b> <b>AVX10X865</b> <b>AVX10X950</b> <b>AVX13X950</b>
	03/86-07/92	PL	95		<b>CT869</b> <b>CT869K1</b>	CA ALT, (AC) PS ALT, (PS) ALT AC	<b>AVX10X630</b> <b>AVX10X730</b> <b>AVX10X865</b> <b>AVX10X950</b> <b>AVX13X950</b>
					<b>CT869</b> <b>CT869K1</b>	CA CA	

**SHARAN (7M8, 7M9, 7M6)**

1.8 T 20V	09/97-03/10	AJH, AWC	110	1781	<b>CT909</b> <b>CT909K2</b> <b>CT909K3</b> <b>CT909K6</b> <b>CT909K7</b> <b>CT909WP1</b>	CA CA, MTR-CODE: AWC CA, MTR-CODE: AWC CA, MTR-CODE: AJH CA, MTR-CODE: AJH CA, MTR-CODE: AWC ALT, PS, (AC) ALT, PS, (-AC) ALT, (Bosch), FOR ALT: 90A, OE-NO 038 903 023 L, FOR ALT: 120A, OE-NO 028 903 028 E ALT, MTR-CODE: AJH, ⇒CH-NO 7M-X-055 000, (Bosch), FOR ALT: 90A, OE-NO 038 903 023 H, FOR ALT: 120A, OE-NO 038 903 023 J	<b>6DPK1195</b> <b>6PK1120</b> <b>AP9001</b>  <b>AP9016</b>  <b>VD1107</b>
1.9 TDI	04/00-03/10	AUY, BVK	85	1896	<b>CT1028</b> <b>CT1028K2</b> <b>CT1028K3</b> <b>CT1028K3</b> <b>CT1028K4</b> <b>CT1028WP4</b> <b>CT1028WP4</b> <b>CT1028WP7</b>	CA, MTR-CODE: AWC ALT, PS, AC, ⇒CH-NO 7M-6-020 000 ALT, PS, AC, CH-NO 7M-4-015 001⇒, ⇒CH-NO 7M-6-020 000 ALT, PS, AC, CH-NO 7M-6-020 001⇒ ALT, PS, AC, CH-NO 7M-6-020 001⇒ ONLY WITH VD1091 ONLY WITH VD1076 ALT, MTR-CODE: AUY, (Bosch), FOR ALT: 90A, OE-NO 038903023L, FOR ALT: 120A, OE-NO 028903028E, 028903028A, 028903030A, FOR ALT: 140A, OE-NO 06F903023J MTR-CODE: BVK, ALT, (Bosch), FOR ALT: 120A, OE-NO 028903030A, FOR ALT: 140A, OE-NO 06F903023J MTR-CODE: BVK MTR-CODE: AUY, CH-NO 7M-4-015 001⇒ MTR-CODE: AUY, ⇒CH-NO 7M-4-015 000 MTR-CODE: AUY, BVK, CA, WP MTR-CODE: AUY, ⇒MODEL '02, CA, WP MTR-CODE: AUY, MODEL '03⇒, CA, WP MTR-CODE: BVK, CA, WP MTR-CODE: AUY, ⇒MODEL '02, CA, WP MTR-CODE: AUY, MODEL '03⇒, CA, WP MTR-CODE: BVK, CA, WP ⇒MODEL '02, CA, MTR-CODE: AUY	<b>6DPK1195</b> <b>6DPK1195D1</b>  <b>6DPK1215</b> <b>6DPK1215D1</b> <b>MS17</b> <b>MS18</b> <b>AP9001</b>  <b>AP9001</b>  <b>VD1076</b> <b>VD1076</b> <b>VD1091</b>
	11/02-03/10	ASZ	96		<b>CT1028</b>	CA, WP ALT, PS, AC ALT, PS, AC, CH-NO 7M-4-015 001⇒ ONLY WITH VD1091 ONLY WITH VD1076 ALT, (Bosch), FOR ALT: 90A, OE-NO 038903024A, FOR ALT: 120A, OE-NO 028903030, 028903030A, FOR ALT: 140A, OE-NO 06F903023J CH-NO 7M-4-015 001⇒ ⇒CH-NO 7M-4-015 000	<b>6DPK1195</b> <b>6DPK1195D1</b> <b>MS17</b> <b>MS18</b> <b>AP9001</b>  <b>VD1076</b> <b>VD1091</b>





**VW**

SHARAN (7M8, 7M9, 7M6)

				CT1028K3 CT1028WP3	CA, WP CA, WP	
06/05-03/10	BTB	110			ALT, PS, AC ALT, PS, AC ONLY WITH VD1076 ALT, (Bosch), FOR ALT: 120A, OE-NO 028903030A, FOR ALT: 140A, OE-NO 06F903023J	6DPK1195 6DPK1195D1 MS18 AP9001  VD1076
				CT1028 CT1028K3 CT1028WP3	CA, WP CA, WP CA, WP	
09/95-03/10	1Z, AHU, ANU	66			PS, (-AC), MTR-CODE: 1Z, AHU PS, WP, (AC), MTR-CODE: 1Z, AHU ALT, PS, (AC), MTR-CODE: ANU ALT, PS, (AC), MTR-CODE: ANU, CH-NO 7M-4-015 001⇒ ALT, (-AC), (TENS DAMPER), MTR-CODE: 1Z, AHU, ⇒CH-NO 7M-Y-020 000 ALT, (-AC), (TENS DAMPER), MTR-CODE: 1Z, AHU, CH-NO 7M-Y-020 001⇒ ALT, PS, (-AC), MTR-CODE: ANU ALT, (AC), MTR-CODE: 1Z, AHU ALT, (-AC), (-TENS DAMPER), MTR-CODE: 1Z, AHU ONLY WITH VD1084 ONLY WITH VD1091 ONLY WITH VD1076 ALT, MTR-CODE: AHU, CH-NO 7M-X-055 001⇒, (Bosch), FOR ALT: 90A, OE-NO 038903023L, FOR ALT: 120A, OE-NO 028903028E ALT, MTR-CODE: ANU, (Bosch), FOR ALT: 90A, OE-NO 038903023L, FOR ALT: 120A, OE-NO 028903023E, 028903028A, FOR ALT: 140A, OE-NO 06F903023J ALT, MTR-CODE: 1Z, AHU, ⇒CH-NO 7M-X-055 000, (Bosch), FOR ALT: 90A, OE-NO 028 903 025 Q MTR-CODE: ANU, CH-NO 7M-4-015 001⇒ MTR-CODE: 1Z, AHU MTR-CODE: ANU, ⇒CH-NO 7M-4-015 000	11,5X730Ld 11,5X790Ld 6DPK1195 6DPK1195D1  6PK1045  6PK1054  6PK1120 6PK1153 6PK923  MS13 MS17 MS18 AP9001  AP9001  AP9004  VD1076 VD1084 VD1091
				CT1028 CT1028K1	CA, WP, MTR-CODE: ANU CA, WP, MTR-CODE: ANU, ⇒MTR-NO 005 000	
				CT1028K2	CA, WP, MTR-CODE: ANU, MTR-NO 005 001⇒	
				CT1028K3 CT1028K4	CA, WP, MTR-CODE: ANU, 01/2003⇒ CA, WP, MTR-CODE: ANU, MTR-NO 005 001⇒	
				CT1028K5	CA, WP, MTR-CODE: ANU, ⇒MTR-NO 005 000	
				CT1028WP4 CT1028WP6	CA, WP, MTR-CODE: ANU, 01/2003⇒ CA, WP, MTR-CODE: ANU, ⇒MTR-NO 005 000, ⇒12/2002	
				CT1028WP7	CA, WP, MTR-CODE: ANU, MTR-NO 005 001⇒, ⇒12/2002	
				CT945 CT945K1	CA, MTR-CODE: 1Z, AHU CA, MTR-CODE: 1Z, AHU	
09/96-04/00	AFN, AVG	81			PS, (-AC) PS, WP, (AC) ALT, (-AC), (TENS DAMPER), ⇒CH-NO 7M-Y-020 000 ALT, (-AC), (TENS DAMPER), CH-NO 7M-Y-020 001⇒ ALT, (AC) ALT, (-AC), (-TENS DAMPER) ONLY WITH VD1084 ALT, CH-NO 7M-X-055 001⇒, (Bosch), FOR ALT: 90A, FOR ALT: 120A ALT, CH-NO 7M-V-035000⇒, (Bosch), FOR ALT: 90A, OE-NO 028 903 025 Q, (AC) ALT, CH-NO 7M-V-035001⇒, ⇒CH-NO 7M-X-055 000, (Bosch), FOR ALT: 90A, OE-NO 028 903 028 J, FOR ALT: 120A, OE-NO 028 903 026 G	11,5X730Ld 11,5X790Ld 6PK1045  6PK1054  6PK1153 6PK923 MS13 AP9001  AP9004  AP9004  VD1084
				CT945	CA	

VW



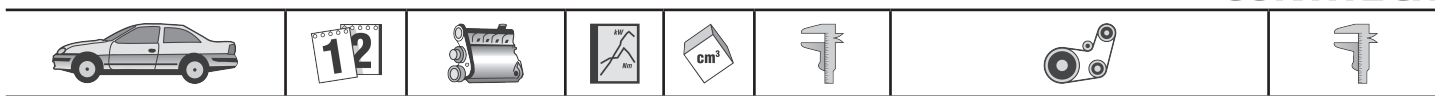


**VW**

**SHARAN (7M8, 7M9, 7M6)**

					CT945K1	CA	
1.9 TDI 4motion	04/00-03/10	AUY, BVK	85	1896		ALT, PS, AC, ⇒CH-NO 7M-6-020 000 ALT, PS, AC, CH-NO 7M-4-015 001⇒, ⇒CH-NO 7M-6-020 000 ALT, PS, AC, CH-NO 7M-6-020 001⇒ ALT, PS, AC, CH-NO 7M-6-020 001⇒ ONLY WITH VD1091 ONLY WITH VD1076 ALT, MTR-CODE: AUY, (Bosch), FOR ALT: 90A, OE-NO 038903023L, FOR ALT: 120A, OE-NO 028903028E, 028903028A, 028903030A, FOR ALT: 140A, OE-NO 06F903023J MTR-CODE: BVK, ALT, (Bosch), FOR ALT: 120A, OE-NO 028903030A, FOR ALT: 140A, OE-NO 06F903023J MTR-CODE: BVK MTR-CODE: AUY, CH-NO 7M-4-015 001⇒ MTR-CODE: AUY, ⇒CH-NO 7M-4-015 000 MTR-CODE: AUY, BVK, CA, WP MTR-CODE: AUY, ⇒MODEL '02, CA, WP MTR-CODE: AUY, MODEL '03⇒, CA, WP MTR-CODE: BVK, CA, WP MTR-CODE: AUY, ⇒MODEL '02, CA, WP MTR-CODE: AUY, MODEL '03⇒, CA, WP MTR-CODE: BVK, CA, WP	6DPK1195 6DPK1195D1  6DPK1215 6DPK1215D1 MS17 MS18 AP9001  AP9001  VD1076 VD1076 VD1091
					CT1028 CT1028K2 CT1028K3 CT1028K3 CT1028K4 CT1028WP4 CT1028WP4		
2.0	09/95-02/00	ABF	110	1984		PS, (-AC) PS, (AC) ALT, AC ALT, (TP) CA CA, ⇒MTR-NO 020 922 CA, MTR-NO 020 923⇒	11,5X685Ld 11,5X755Ld 6PK1153 6PK976
	09/95-03/10	ADY, ATM	85		CT872 CT872K1 CT872K2	ALT, PS, MTR-CODE: ADY, OE-NO 037 145 271E PS, (AC), MTR-CODE: ADY PS, (-AC), MTR-CODE: ADY ALT, (AC), MTR-CODE: ATM ALT, (-AC), MTR-CODE: ADY, FOR ALT: 120A, CH-NO 7M-T-027001⇒ ALT, (AC), MTR-CODE: ADY ALT, (-AC), MTR-CODE: ADY ALT, (-AC), MTR-CODE: ADY, FOR ALT: 120A, ⇒CH-NO 7M-T-027000 ALT, MTR-CODE: ADY, CH-NO 7M-X- 055001⇒, (Bosch), FOR ALT: 120A, OE- NO 028903026H ALT, MTR-CODE: ATM, FOR ALT: 120A, OE-NO 028903028E, 028903023A, 028903030A, FOR ALT: 140A, OE-NO 06F903023J ALT, (AC), MTR-CODE: ADY, (Bosch), FOR ALT: 90A CA, MTR-CODE: ADY CA, MTR-CODE: ADY CA, MTR-CODE: ATM CA, MTR-CODE: ATM	11,5X685Ld  11,5X755Ld 11,9X670Ld 6DPK1195 6PK1033  6PK1153 6PK894 6PK976  AP9001  AP9001  AP9004 VD1107
2.0 LPG	04/06-03/10	ATM	85	1984	CT908 CT908K1	ALT, (AC) ALT, (Bosch), FOR ALT: 120A, OE-NO 028 903 030 A, FOR ALT: 140A, OE-NO 06F 903 023 J CA CA	6DPK1195 AP9001  VD1107
2.0 TDI	11/05-03/10	BRT	103	1968	CT1028 CT1028K3 CT1028WP4	ALT, PS, AC ONLY WITH VD1076 ALT, (Bosch), FOR ALT: 120A, OE-NO 028903030A, FOR ALT: 140A, OE-NO 06F903023J CA, WP CA, WP CA, WP	6DPK1215 MS18 AP9001  VD1076
2.8 V6 24V	04/00-03/10	AYL	150	2792		ALT, (AC) ALT, (-AC) ALT, (Bosch), FOR ALT: 120A, OE-NO 028903028E, 028903028A, 028903030,	6DPK1320 6PK1264 AP9001





<b>VW</b>						
<b>SHARAN (7M8, 7M9, 7M6)</b>						
						FOR ALT: 140A, OE-NO 06F903023J, FOR ALT: 150A, OE-NO 022903028A CH-NO 7M-1-035001⇒, ⇒CH-NO 7M-5-025000, ALT, (Bosch), FOR ALT: 150A, OE-NO 021903026A <b>AP9001</b>
2.8 V6 24V 4motion	04/00-03/10	AYL	150	2792		ALT, (AC) <b>6DPK1320</b> ALT, (-AC) <b>6PK1264</b> ALT, (Bosch), FOR ALT: 120A, OE-NO 028903028E, 028903028A, 028903030, FOR ALT: 140A, OE-NO 06F903023J, FOR ALT: 150A, OE-NO 022903028A CH-NO 7M-1-035001⇒, ⇒CH-NO 7M-5-025000, ALT, (Bosch), FOR ALT: 150A, OE-NO 021903026A <b>AP9001</b>
2.8 VR6	09/95-04/00	AAA, AMY	128	2792		ALT, PS, AC <b>7DPK1360</b> ALT, PS <b>7PK1290</b>
2.8 VR6 Syncro	11/96-04/00	AAA, AMY	128	2792		ALT, PS, AC <b>7DPK1360</b> ALT, PS <b>7PK1290</b>
<b>SHARAN (7N)</b>						
1.4 TSI	05/10-	CAVA, CTHA, CNWB	110	1390		AIRC <b>5PK491</b> ALT, (-AC) <b>6PK1600</b> ALT, (AC) <b>6PK1698</b> ALT, (Bosch), FOR ALT: 140A, OE-NO 03C903023S ALT, (Valeo), FOR ALT: 140A, OE-NO 03C903023T <b>AP9012</b>
2.0 TDI	05/11-	CFFE	85	1968		ALT <b>6PK1070</b> ALT, (Bosch), FOR ALT: 140A, OE-NO 03L903023, FOR ALT: 180A, OE-NO 03L903023D ALT, (Valeo), FOR ALT: 140A, OE-NO 03L903023A, FOR ALT: 180A, OE-NO 03L903023B <b>AP9001</b>
					<b>CT1139</b> <b>CT1139K2</b> <b>CT1139WP6</b>	MTR-CODE: CFFA, CFFB, CFFE, CA MTR-CODE: CFFA, CFFB, CFFE, CA, 12/2010⇒ MTR-CODE: CFFA, CFFB, CFFE, CA, WP, 12/2010⇒
						ALT <b>6PK1070</b> ALT, (Bosch), FOR ALT: 140A, OE-NO 03L903023, FOR ALT: 180A, OE-NO 03L903023D ALT, (Valeo), FOR ALT: 140A, OE-NO 03L903023A, FOR ALT: 180A, OE-NO 03L903023B MTR-CODE: CFFA, CFFB <b>VD1111</b> MTR-CODE: CFFA, CFFB, CFFE, CA MTR-CODE: CFFA, CFFB, CFFE, CA, ⇒11/2010 <b>CT1139K2</b> MTR-CODE: CFFA, CFFB, CFFE, CA, 12/2010⇒ <b>CT1139WP4</b> MTR-CODE: CFFA, CFFB, CFFE, CA, WP, ⇒11/2010 <b>CT1139WP6</b> MTR-CODE: CFFA, CFFB, CFFE, CA, WP, 12/2010⇒
						ALT <b>6PK1070</b> ALT, (Bosch), FOR ALT: 140A, OE-NO 03L903023, FOR ALT: 180A, OE-NO 03L903023D ALT, (Valeo), FOR ALT: 140A, OE-NO 03L903023A, FOR ALT: 180A, OE-NO 03L903023B MTR-CODE: CFGB <b>VD1111</b> MTR-CODE: CFGB, CA MTR-CODE: CFGB, CA, ⇒11/2010 <b>CT1139K2</b> MTR-CODE: CFGB, CA, 12/2010⇒ <b>CT1139WP4</b> MTR-CODE: CFGB, CA, WP, ⇒11/2010 <b>CT1139WP6</b> MTR-CODE: CFGB, CA, WP, 12/2010⇒
	05/10-	CFFB	103			ALT <b>6PK1070</b> ALT, (Bosch), FOR ALT: 140A, OE-NO 03L903023, FOR ALT: 180A, OE-NO 03L903023D ALT, (Valeo), FOR ALT: 140A, OE-NO 03L903023A, FOR ALT: 180A, OE-NO 03L903023B MTR-CODE: CFFA, CFFB <b>VD1111</b> MTR-CODE: CFFA, CFFB, CFFE, CA MTR-CODE: CFFA, CFFB, CFFE, CA, ⇒11/2010 <b>CT1139K2</b> MTR-CODE: CFFA, CFFB, CFFE, CA, 12/2010⇒ <b>CT1139WP4</b> MTR-CODE: CFFA, CFFB, CFFE, CA, WP, ⇒11/2010 <b>CT1139WP6</b> MTR-CODE: CFFA, CFFB, CFFE, CA, WP, 12/2010⇒
	08/10-	CFGB	125			ALT <b>6PK1070</b> ALT, (Bosch), FOR ALT: 140A, OE-NO 03L903023, FOR ALT: 180A, OE-NO 03L903023D ALT, (Valeo), FOR ALT: 140A, OE-NO 03L903023A, FOR ALT: 180A, OE-NO 03L903023B MTR-CODE: CFGB <b>VD1111</b> MTR-CODE: CFGB, CA MTR-CODE: CFGB, CA, ⇒11/2010 <b>CT1139K2</b> MTR-CODE: CFGB, CA, 12/2010⇒ <b>CT1139WP4</b> MTR-CODE: CFGB, CA, WP, ⇒11/2010 <b>CT1139WP6</b> MTR-CODE: CFGB, CA, WP, 12/2010⇒
	05/10-	CFFA	100			ALT, (AC) <b>6PK1070</b> ALT, (Bosch), FOR ALT: 140A, OE-NO 03L903023, FOR ALT: 180A, OE-NO 03L903023D ALT, (Valeo), FOR ALT: 140A, OE-NO 03L903023A, FOR ALT: 180A, OE-NO 03L903023B MTR-CODE: CFFA, CFFB <b>VD1111</b> MTR-CODE: CFFA, CFFB, CFFE, CA

**VW**



**VW**

**SHARAN (7N)**

					<b>CT1139K1</b>	MTR-CODE: CFFA, CFFB, CFFE, CA, ⇒11/2010	
					<b>CT1139K2</b>	MTR-CODE: CFFA, CFFB, CFFE, CA, 12/2010⇒	
					<b>CT1139WP4</b>	MTR-CODE: CFFA, CFFB, CFFE, CA, WP, ⇒11/2010	
					<b>CT1139WP6</b>	MTR-CODE: CFFA, CFFB, CFFE, CA, WP, 12/2010⇒	
2.0 TDI 4motion	05/11-05/12	CFFA	100	1968		ALT, (AC) ALT, (Bosch), FOR ALT: 140A, OE-NO 03L903023, FOR ALT: 180A, OE-NO 03L903023D ALT, (Valeo), FOR ALT: 140A, OE-NO 03L903023A, FOR ALT: 180A, OE-NO 03L903023B	<b>6PK1070</b> <b>AP9001</b>  <b>AP9001</b>  <b>VD1111</b>
	05/11-	CFFB	103		<b>CT1139</b> <b>CT1139K2</b> <b>CT1139WP6</b>	MTR-CODE: CFFA, CFFB, CFFE, CA MTR-CODE: CFFA, CFFB, CFFE, CA, 12/2010⇒ MTR-CODE: CFFA, CFFB, CFFE, CA, WP, 12/2010⇒	<b>6PK1070</b> <b>AP9001</b>  <b>AP9001</b>  <b>VD1111</b>
2.0 TSI	12/10-	CCZA	147	1984		ALT ALT, (Bosch), FOR ALT: 140A, OE-NO 06B903016AB ALT, (Valeo), FOR ALT: 140A, OE-NO 06J903023C	<b>6PK1120</b> <b>AP9009</b>  <b>AP9009</b>
					<b>CT1143</b>	WP	

**SPACEFOX (5Z6, 5Z7)**

1.6	03/06-	BAH, BLH	74	1598		ALT, (PS), (-AC), ⇒CH-NO 5Z-6P002 625, 5Z-64157 000 ALT, (PS), (-AC), CH-NO 5Z-6P002 626⇒, 5Z-64157 001⇒ ALT, (AC) ALT, (-PS), (-AC) CA	<b>6PK1070</b>  <b>6PK1165</b>  <b>6PK1698</b> <b>6PK759</b>
		BPA, CCRA, CFZA			<b>CT846</b>	ALT, (PS), (-AC), ⇒CH-NO 5Z-6P002 625, 5Z-64157 000 ALT, (PS), (-AC), CH-NO 5Z-6P002 626⇒, 5Z-64157 001⇒ ALT, (AC) ALT, (-PS), (-AC) CA	<b>6PK1070</b>  <b>6PK1165</b>  <b>6PK1698</b> <b>6PK759</b>
1.6 Total Flex	03/06-	BPA, CCRA, CFZA	74	1598		ALT, (PS), (-AC), ⇒CH-NO 5Z-6P002 625, 5Z-64157 000 ALT, (PS), (-AC), CH-NO 5Z-6P002 626⇒, 5Z-64157 001⇒ ALT, (AC) ALT, (-PS), (-AC) CA	<b>6PK1070</b>  <b>6PK1165</b>  <b>6PK1698</b> <b>6PK759</b>
					<b>CT846</b>	CA	
1.9 SDI	09/07-	ASY	47	1896		ALT, (AC) CA CA	<b>6PK1095</b>
					<b>CT1044</b> <b>CT1044K2</b>	CA CA	

**TARO**

1.8	04/89-09/94	2Y	61	1812		ALT PS AC	<b>4PK841</b> <b>AVX13X1050</b> <b>AVX13X875</b>
2.2	06/89-07/94	4Y	69	2237		ALT PS AC	<b>4PK841</b> <b>AVX13X1050</b> <b>AVX13X875</b>
2.4 D	07/94-03/97	2L	58	2446		ALT PS, (RHD) PS, (LHD) CA	<b>2XAVX13X1030</b> <b>AVX13X825</b> <b>AVX13X865</b>
	06/89-03/97		61		<b>CT723</b>	CA ALT PS, (RHD)	<b>2XAVX13X1030</b> <b>AVX13X825</b>





<b>VW</b>							
<b>TARO</b>							
					<b>CT723</b>	PS, (LHD)	<b>AVX13X865</b>
					<b>CT723K1</b>	CA	
	09/91-07/94		59			ALT	<b>2XAVX13X1030</b>
						PS, (RHD)	<b>AVX13X825</b>
					<b>CT723</b>	PS, (LHD)	<b>AVX13X865</b>
					<b>CT726K1</b>	CA	
						CA	
2.4 D 4x4	04/89-03/97	2L	61	2446		ALT	<b>2XAVX13X1030</b>
						PS, (RHD)	<b>AVX13X825</b>
					<b>CT723</b>	PS, (LHD)	<b>AVX13X865</b>
						CA	
	07/94-03/97		58			ALT	<b>2XAVX13X1030</b>
						PS, (RHD)	<b>AVX13X825</b>
					<b>CT723</b>	PS, (LHD)	<b>AVX13X865</b>
						CA	
2.4 i 4x4	06/89-03/97	22R	84	2366		ALT	<b>AVX10X875</b>
						PS	<b>AVX13X1125</b>
<b>TIGUAN (5N_)</b>							
1.4 TSI	05/11-	CAVD, CTHD	118	1390		AIRC	<b>5PK491</b>
						ALT, (-AC)	<b>6PK1600</b>
						ALT, (AC)	<b>6PK1698</b>
	05/08-	BWK, CAVA, CTHA	110			AIRC	<b>5PK491</b>
						ALT, (AC)	<b>6PK1698</b>
						ALT, (Bosch), OE-NO 03C 903 023 A, FOR ALT: 140A	<b>AP9012</b>
						ALT, (Valeo), OE-NO 03C 903 023 C, FOR ALT: 140A	<b>AP9012</b>
	08/10-	CAXA	90			ALT, (-AC)	<b>6PK1090</b>
						ALT, (AC)	<b>6PK1733</b>
						ALT, (Bosch), FOR ALT: 140A, OE-NO 03C 903 023 S	<b>AP9012</b>
						ALT, (Valeo), FOR ALT: 140A, OE-NO 03C 903 023 T	<b>AP9012</b>
1.4 TSI 4motion	05/11-	CAVD, CTHD	118	1390		AIRC	<b>5PK491</b>
						ALT, (-AC)	<b>6PK1600</b>
						ALT, (AC)	<b>6PK1698</b>
	09/07-	BWK, CAVA, CTHA	110			AIRC	<b>5PK491</b>
						ALT, (AC)	<b>6PK1698</b>
						ALT, (Bosch), OE-NO 03C 903 023 A, FOR ALT: 140A	<b>AP9012</b>
						ALT, (Valeo), OE-NO 03C 903 023 C, FOR ALT: 140A	<b>AP9012</b>
2.0 TDI	03/08-	CBAB, CFFB	103	1968		MTR-CODE: CBAA, CBAB, CFFA, CFFB, CLJA, ALT, (AC)	<b>6PK1070</b>
						ALT, (Bosch), FOR ALT: 140A, OE-NO 06F903023F	<b>AP9001</b>
						ALT, (Valeo), FOR ALT: 140A, OE-NO 06F903023C	<b>AP9001</b>
						MTR-CODE: CBAA, CBAB	<b>VD1076</b>
						MTR-CODE: CFFA, CFFB, CLJA	<b>VD1111</b>
					<b>CT1134</b>	MTR-CODE: CBAA, CBAB, CA	
					<b>CT1134K1</b>	MTR-CODE: CBAA, CBAB, CA	
					<b>CT1134WP2</b>	MTR-CODE: CBAA, CBAB, CA, WP	
					<b>CT1139</b>	MTR-CODE: CFFA, CFFB, CLJA, CA	
					<b>CT1139K1</b>	MTR-CODE: CFFA, CFFB, CLJA, CA, ⇒11/2010	
					<b>CT1139K2</b>	MTR-CODE: CFFA, CFFB, CLJA, CA, 12/2010⇒	
					<b>CT1139WP4</b>	MTR-CODE: CFFA, CFFB, CLJA, CA, WP, ⇒11/2010	
					<b>CT1139WP6</b>	MTR-CODE: CFFA, CFFB, CLJA, CA, WP, 12/2010⇒	
	05/10-	CFFD	81			ALT	<b>6PK1070</b>
						ALT, (Bosch), FOR ALT: 140A, OE-NO 06F903023F, 03L903023	<b>AP9001</b>
						ALT, (Valeo), FOR ALT: 140A, OE-NO 03L903023F, 03L903023A	<b>AP9001</b>
						MTR-CODE: CFFD	<b>VD1111</b>
					<b>CT1139</b>	CA	
					<b>CT1139K1</b>	CA, ⇒11/2010	
					<b>CT1139K2</b>	CA, 12/2010⇒	
					<b>CT1139WP4</b>	MTR-CODE: CFFD, CA, WP, ⇒11/2010	
					<b>CT1139WP6</b>	MTR-CODE: CFFD, CA, WP, 12/2010⇒	
2.0 TDI 4motion	09/07-	CBAB, CFFB, CLJA	103	1968		MTR-CODE: CBAA, CBAB, CFFA, CFFB, CLJA, ALT, (AC)	<b>6PK1070</b>
						ALT, (Bosch), FOR ALT: 140A, OE-NO 06F903023F	<b>AP9001</b>





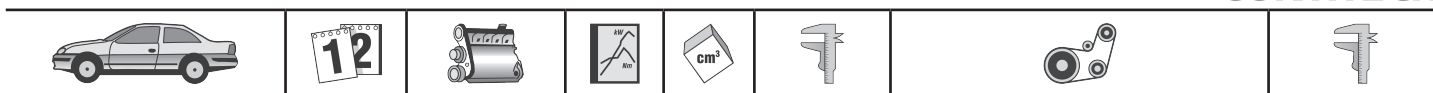
**VW**

**TIGUAN (5N\_)**



					<p>ALT, (Valeo), FOR ALT: 140A, OE-NO 06F903023C MTR-CODE: CBAA, CBAB MTR-CODE: CFFA, CFFB, CLJA MTR-CODE: CBAA, CBAB, CA MTR-CODE: CBAA, CBAB, CA MTR-CODE: CBAA, CBAB, CA, WP MTR-CODE: CFFA, CFFB, CLJA, CA MTR-CODE: CFFA, CFFB, CLJA, CA, ⇒11/2010 MTR-CODE: CFFA, CFFB, CLJA, CA, 12/2010⇒ MTR-CODE: CFFA, CFFB, CLJA, CA, WP, ⇒11/2010 MTR-CODE: CFFA, CFFB, CLJA, CA, WP, 12/2010⇒</p>	<p><b>AP9001</b> <b>VD1076</b> <b>VD1111</b></p>
	CBBB, CFGB	125			<p>MTR-CODE: CBBA, CBBB, CFGB, ALT, (AC) ALT, (Bosch), FOR ALT: 140A, OE-NO 06F903023F ALT, (Valeo), FOR ALT: 140A, OE-NO 06F903023C MTR-CODE: CBBB MTR-CODE: CFGB MTR-CODE: CBBA, CBBB, CA MTR-CODE: CBBA, CBBB, CA MTR-CODE: CBAA, CBAB, CA, WP MTR-CODE: CFGB, CA MTR-CODE: CFGB, CA, ⇒11/2010 MTR-CODE: CFGB, CA, 12/2010⇒ MTR-CODE: CFGB, CA, WP, ⇒11/2010 MTR-CODE: CFGB, CA, WP, 12/2010⇒</p>	<p><b>6PK1070</b> <b>AP9001</b> <b>AP9001</b> <b>VD1076</b> <b>VD1111</b></p>
11/07-	CBAA, CFFA	100			<p>MTR-CODE: CBAA, CBAB, CFFA, CFFB, CLJA, ALT, (AC) ALT, (Bosch), FOR ALT: 140A, OE-NO 06F903023F ALT, (Valeo), FOR ALT: 140A, OE-NO 06F903023C MTR-CODE: CBAA, CBAB MTR-CODE: CFFA, CFFB, CLJA MTR-CODE: CBAA, CBAB, CA MTR-CODE: CBAA, CBAB, CA MTR-CODE: CBAA, CBAB, CA, WP MTR-CODE: CFFA, CFFB, CLJA, CA MTR-CODE: CFFA, CFFB, CLJA, CA, ⇒11/2010 MTR-CODE: CFFA, CFFB, CLJA, CA, 12/2010⇒ MTR-CODE: CFFA, CFFB, CLJA, CA, WP, ⇒11/2010 MTR-CODE: CFFA, CFFB, CLJA, CA, WP, 12/2010⇒</p>	<p><b>6PK1070</b> <b>AP9001</b> <b>AP9001</b> <b>VD1076</b> <b>VD1111</b></p>
02/08-08/09	CBBA	120			<p>MTR-CODE: CBBA, CBBB, ALT, (AC) ALT, (Bosch), FOR ALT: 140A, OE-NO 06F903023F, 03L903023 ALT, (Valeo), FOR ALT: 140A, OE-NO 06F903023C, 03L903023A MTR-CODE: CBBA, CBBB MTR-CODE: CBBA, CBBB, CA MTR-CODE: CBBA, CBBB, CA MTR-CODE: CBBA, CBBB, CA, WP</p>	<p><b>6PK1070</b> <b>AP9001</b> <b>AP9001</b> <b>VD1076</b></p>
2.0 TFSI 4motion	09/07-	CAWB, CCTA, CCZA	147	1984	<p>ALT ALT, (Bosch), FOR ALT: 140A, OE-NO 06B903016AB ALT, (Valeo), FOR ALT: 140A, OE-NO 06D903016A, 06J903023C WP</p>	<p><b>6PK1120</b> <b>AP9009</b> <b>AP9009</b></p>
		CAWA, CCZC	125		<p>ALT ALT, (Bosch), FOR ALT: 140A, OE-NO 06B903016AB ALT, (Valeo), FOR ALT: 140A, OE-NO 06D903016A, 06J903023C WP</p>	<p><b>6PK1120</b> <b>AP9009</b> <b>AP9009</b></p>
2.0 TSI 4motion	05/11-	CCZD	132	1984	<p>ALT WP</p>	<p><b>6PK1120</b></p>
		CCZB	155		<p>ALT WP</p>	<p><b>6PK1120</b></p>





<b>VW</b>							
<b>TOUAREG (7LA, 7L6, 7L7)</b>							
↔ 2.5 R5 TDI	01/03-05/10	BAC, BPE	128	2461		ALT, (Bosch), FOR ALT: 150A, OE-NO 070 903 024 A, 070 903 024 H, FOR ALT: 180A, OE-NO 070 903 024, 070 903 024 G	<b>AP9030</b>
	08/03-05/10	BLK, BPD	120			ALT, (Bosch), FOR ALT: 150A, OE-NO 070 903 024 A, FOR ALT: 180A, OE-NO 070 903 024	<b>AP9030</b>
3.0 TDI	04/06-05/10	BUN, CASB	155	2967		ALT ONLY WITH VD1033 MTR-CODE: BUN	<b>AP9030</b> <b>6PK2490</b> <b>MS25</b> <b>VD1033</b>
					<b>CT1094</b> <b>CT1094K1</b>	INJP INJP	
3.0 V6 TDI	11/04-05/10	BKS, CATA	165	2967		ALT, PS, AC ALT, PS, AC ONLY WITH VD1033 MTR-CODE: BKS	<b>6PK2490</b> <b>6PK2490D1</b> <b>MS25</b> <b>VD1033</b>
					<b>CT1094</b> <b>CT1094K1</b>	INJP INJP	
	11/07-05/10	CASA, CASC	176			ALT INJP INJP	<b>6PK2490</b>
					<b>CT1131</b> <b>CT1131K1</b>		
3.2 V6	10/02-11/06	AZZ, BKJ, BMX,	162	3189		ALT	<b>7DPK2074</b>
	11/04-11/06	BMV, BRJ, BAA	177			ALT	<b>7DPK2074</b>
3.6 V6 FSI	10/05-05/10	BHK, BHL	206	3597		ALT	<b>7DPK2074</b>
4.2 V8	12/02-11/06	AXQ	228	4172		ALT, MTR-CODE: AXQ CA, WP, MTR-CODE: AXQ CA, WP, MTR-CODE: AXQ	<b>7PK2365</b>
					<b>CT920</b> <b>CT920K3</b>		
4.2 V8 FSI	06/06-05/10	BAR	257	4163		ALT, PS	<b>5PK1120</b>
5.0 R50 TDI	08/07-05/10	CBWA	257	4921		ALT, (Hitachi), FOR ALT: 190A, OE-NO 07Z 903 021 E	<b>AP9030</b>
						AC	<b>AP9030</b>
5.0 V10 TDI	10/02-05/10	AYH, BLE, BWF	230	4921		ALT, (Delphi), FOR ALT: 190A, OE-NO 07Z 903 021 C, 07Z 903 021 F, MTR-CODE: AYH	<b>AP9030</b>
						ALT, (Hitachi), FOR ALT: 190A, OE-NO 07Z 903 021 E, MTR-CODE: BLE	<b>AP9030</b>
						AC, MTR-CODE: AYH, BLE, CH-NO 7L-4-000001⇒	<b>AP9030</b>
6.0 W12	08/04-05/10	BJN, CFRA	331	5998		ALT	<b>7PK2630</b>
<b>TOUAREG (7P5)</b>							
3.0 V6 TDI	01/10-	CASA, CNRB	176	2967		MTR-CODE: CASA, CASB, CASD, ALT MTR-CODE: CNRB, ALT	<b>6PK2475</b> <b>6PK2523</b>
					<b>CT1131</b> <b>CT1131K1</b>	INJP, MTR-CODE: CASA, CASB, CASD MTR-CODE: CASA, CASB, CASD, INJP	
		CJMA, CASD	150			MTR-CODE: CASA, CASB, CASD, ALT MTR-CODE: CJMA, CRCA, CRCB, ALT	<b>6PK2475</b> <b>6PK2523</b>
3.0 V6 TSI Hybrid	04/10-	CGFA, CGEA	245	2995		WP	<b>6PK962</b>
3.6 V6 FSI	04/10-	CGRA	206	3597		ALT	<b>7DPK2074</b>
4.2 V8 FSI	01/11-	CGNA	265	4134		ALT	<b>5PK1120</b>
4.2 V8 TDI	01/10-	CKDA	250	4134		ALT	<b>6PK1623</b>
<b>TOURAN (1T1, 1T2)</b>							
1.4 FSI	11/06-05/10	BLG, CAVB	125	1390		AIRC ALT, (-AC) ALT, (AC) ALT, (Valeo), FOR ALT: 110A, OE-NO 03C 903 023 G, FOR ALT: 140A, OE-NO 03C 903 023 A, MTR-CODE: BLG	<b>5PK491</b> <b>6PK1600</b> <b>6PK1698</b> <b>AP9012</b>
1.4 TSI	02/06-05/10	BMV, CAVC	103	1390		AIRC, MTR-CODE: BMV ALT, (-AC) ALT, (AC) ALT, (Bosch), OE-NO 03C 903 023 A, FOR ALT: 140A ALT, (Valeo), OE-NO 03C0903 023 C, FOR ALT: 140A	<b>5PK491</b> <b>6PK1600</b> <b>6PK1698</b> <b>AP9012</b>
1.4 TSI EcoFuel	05/09-05/10	CDGA	110	1390		AIRC ALT, (-AC) ALT, (AC) ALT, (Valeo), FOR ALT: 110A, OE-NO 03C903023R, FOR ALT: 140A, OE-NO 03C903025D, 03C903023T	<b>5PK491</b> <b>6PK1600</b> <b>6PK1698</b> <b>AP9012</b>
1.6	07/03-05/10	BGU, BSE, BSF	75	1595		ALT, (AC) ALT, (-AC) ALT, (Bosch), FOR ALT: 140A, OE-NO 06F903023F ALT, (Valeo), FOR ALT: 140A, OE-NO 06F903023C	<b>6PK1045</b> <b>6PK900</b> <b>AP9001</b>
					<b>CT908</b>	CA	<b>AP9001</b>



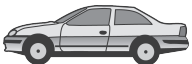









**VW**

**TOURAN (1T1, 1T2)**

Engine	Start/End	Options	Power	Capacity	Part Numbers	Notes	Accessories
1.6 FSI	02/03-01/07	BAG, BLF, BLP	85	1598	CT908K1 CT908WP1	CA CA	6PK1090 6PK1733
1.6 TDI	04/10-05/10	CAYC	77	1598	CT1139 CT1139K1 CT1139WP4	ALT, PS, (-AC) ALT, PS, AC MTR-CODE: CAYB, CAYC, ALT, (AC) MTR-CODE: CAYB, CAYC, ALT, (-AC) MTR-CODE: CAYB, CAYC, ALT, (-AC) ALT, (Bosch), FOR ALT: 140A, OE-NO 03L903023 ALT, (Valeo), FOR ALT: 140A, OE-NO 03L903023A MTR-CODE: CAYB, CAYC MTR-CODE: CAYB, CAYC, CA MTR-CODE: CAYB, CAYC, CA, ⇨ 11/2010 MTR-CODE: CAYB, CAYC, CA, WP, ⇨ 11/2010	6PK1070 6PK842 ELAST 6PK842 ELAST T1 AP9001 AP9001 VD1111
1.9 TDI	02/03-05/04	AVQ	74	1896	CT1028 CT1028K3 CT1028WP3	ALT, (AC) ALT, (AC) ALT, (-AC) ONLY WITH VD1076 ALT, (Bosch), FOR ALT: 110A, OE-NO 06F903023D, FOR ALT: 140A, OE-NO 06F903023F ALT, (Valeo), FOR ALT: 110A, OE-NO 06F903023E, FOR ALT: 140A, OE-NO 06F903023C CA, WP CA, WP CA, WP	6PK1050 6PK1050D2 6PK948 MS18 AP9001 AP9001 VD1076
1.9 TDI	08/03-05/10	BKC, BLS, BXE	77		CT1028 CT1028K3 CT1028WP3	ALT, AC ALT, (AC) ALT, (-AC) ONLY WITH VD1076 ALT, (Bosch), FOR ALT: 110A, OE-NO 06F903023D, FOR ALT: 140A, OE-NO 06F903023F ALT, (Valeo), FOR ALT: 110A, OE-NO 06F903023E, FOR ALT: 140A, OE-NO 06F903023C CA, WP CA, WP CA, WP	6PK1050 6PK1050D2 6PK948 MS18 AP9001 AP9001 VD1076
1.9 TDI	11/04-05/10	BRU, BXF, BXJ	66		CT1028 CT1028K3 CT1028WP3	ALT, (AC) ALT, (AC) ALT, (-AC) ONLY WITH VD1076 ALT, (Bosch), FOR ALT: 140A, OE-NO 06F903023F ALT, (Valeo), FOR ALT: 110A, OE-NO 06F903023E, FOR ALT: 140A, OE-NO 06F903023C CA, WP CA, WP CA, WP	6PK1050 6PK1050D2 6PK948 MS18 AP9001 AP9001 VD1076
2.0 EcoFuel	02/06-05/09	BSX	80	1984	CT908 CT908K1 CT908WP2	ALT, PS, (AC) ALT, PS, (-AC) ALT, (Bosch), FOR ALT: 110A, OE-NO 06F903023D, FOR ALT: 140A, OE-NO 06F903023F ALT, (Valeo), FOR ALT: 110A, OE-NO 06F903023E, FOR ALT: 140A, OE-NO 06F903023C CA CA CA	6PK1045 6PK900 AP9001 AP9001 VD1107
2.0 FSI	10/03-11/05	AXW, BLX, BLY, BLR, BVY, BVZ	110	1984	CT1056	ALT, (AC) ALT, (-AC) ALT, (Bosch), FOR ALT: 140A, OE-NO 06F903023F ALT, (Valeo), FOR ALT: 140A, OE-NO 06F903023C CA, MTR-CODE: AXW	6PK1045 6PK900 AP9001 AP9001 VD1107



       							
<b>VW</b>							
<b>TOURAN (1T1, 1T2)</b>							
					<b>CT1056K1</b> CA, MTR-CODE: AXW <b>CT1088</b> CA, MTR-CODE: BLX, BLY, BLR, BVZ, BVY <b>CT1088K1</b> CA, MTR-CODE: BLX, BLY, BLR, BVZ, BVY		
	10/04-05/10	BJZ	85		<b>CT908</b> ALT, (AC) <b>CT908K1</b> CA CA		<b>6PK1045</b>
2.0 TDI	02/03-05/10	AZV	100	1968	<b>CT1051</b> MTR-CODE: AZV, BKD, ALT, (AC) <b>CT1051K1</b> MTR-CODE: AZV, BKD, ALT, (AC) CA, WP, MTR-CODE: AZV, BKD, CA, WP <b>CT1051K2</b> CA, WP, MTR-CODE: AZV, BKD, CH-NO 1T-6-185 466 <b>CT1051WP1</b> CA, WP, MTR-CODE: AZV, BKD, CH-NO 1T-6-185 466 <b>CT1051WP2</b> CA, WP, MTR-CODE: AZV, BKD, CH-NO 1T-6-185 466	<b>6PK1050</b> <b>6PK1050D2</b> <b>6PK948</b> <b>MS18</b> <b>AP9001</b>  <b>AP9001</b>  <b>VD1076</b>	
	12/05-05/10	BMN, CFJA	125		<b>CT1051</b> MTR-CODE: BMN, ALT, (AC) <b>CT1051K2</b> MTR-CODE: BMN, ALT, (AC) <b>CT1051WP2</b> MTR-CODE: BMN, CA, WP <b>CT1139</b> MTR-CODE: CFJA, CA <b>CT1139K1</b> MTR-CODE: CFJA, CA, ⇒11/2010 <b>CT1139WP4</b> MTR-CODE: CFJA, CA, WP, ⇒11/2010	<b>6PK1050</b> <b>6PK1050D2</b> <b>6PK1070</b> <b>6PK842 ELAST</b> <b>6PK842 ELAST</b> <b>T1</b> <b>6PK948</b> <b>MS18</b> <b>AP9001</b>  <b>AP9001</b>  <b>VD1076</b> <b>VD1111</b>	
		BMM	103		<b>CT1028</b> ALT, PS, (AC) <b>CT1028K3</b> ALT, PS, (AC) <b>CT1028WP4</b> ALT, PS, (-AC) ONLY WITH VD1076 ALT, (Bosch), FOR ALT: 110A, OE-NO 06F903023D, FOR ALT: 140A, OE-NO 06F903023F ALT, (Valeo), FOR ALT: 110A, OE-NO 06F903023E, FOR ALT: 140A, OE-NO 06F903023C MTR-CODE: BMM CA, WP CA, WP CA, WP	<b>6PK1050</b> <b>6PK1050D2</b> <b>6PK948</b> <b>MS18</b> <b>AP9001</b>  <b>AP9001</b>  <b>VD1076</b>	
2.0 TDI 16V	08/03-05/10	BKD	103	1968	<b>CT1028</b> MTR-CODE: AZV, BKD, ALT, (AC) <b>CT1028K3</b> MTR-CODE: AZV, BKD, ALT, (AC) <b>CT1028WP4</b> MTR-CODE: CFHC, ALT, (AC) MTR-CODE: CFHC, ALT, (-AC) MTR-CODE: CFHC, ALT, (-AC)	<b>6PK1050</b> <b>6PK1050D2</b> <b>6PK1070</b> <b>6PK842 ELAST</b> <b>6PK842 ELAST</b> <b>T1</b> <b>6PK948</b> <b>MS18</b> <b>AP9001</b>  <b>AP9001</b>  <b>VD1076</b> <b>VD1111</b>	

**VW**





**VW**

**TOURAN (1T1, 1T2)**

					<b>CT1051</b> MTR-CODE: AZV, BKD, CA, WP <b>CT1051K1</b> CA, WP, MTR-CODE: AZV, BKD, ⇒CH-NO 1T-6-185 466 <b>CT1051K2</b> CA, WP, MTR-CODE: AZV, BKD, CH-NO 1T-6-185 467⇒ <b>CT1051WP1</b> CA, WP, MTR-CODE: AZV, BKD, ⇒CH-NO 1T-6-185 466 <b>CT1051WP2</b> CA, WP, MTR-CODE: AZV, BKD, CH-NO 1T-6-185 467⇒ <b>CT1139</b> MTR-CODE: CFHC, CA <b>CT1139K1</b> MTR-CODE: CFHC, CA, ⇒11/2010 <b>CT1139WP4</b> MTR-CODE: CFHC, CA, WP, ⇒11/2010	
--	--	--	--	--	---	--

**TOURAN (1T3)**

1.2 TSI	05/10-	CBZB	77	1197		ALT, (-AC) ALT, (AC) ALT, (Bosch), FOR ALT: 140A, OE-NO 03C 903 025 F ALT, (Valeo), FOR ALT: 110A, OE-NO 03C 903 025 G	<b>6PK1432</b> <b>6PK1693</b> <b>AP9012</b> <b>AP9012</b>
1.6 TDI	05/10-	CAYB	66	1598	<b>CT1139</b> <b>CT1139K1</b> <b>CT1139K2</b> <b>CT1139WP4</b> <b>CT1139WP6</b>	MTR-CODE: CAYB, CAYC, ALT, (AC) MTR-CODE: CAYB, CAYC, ALT, (-AC) MTR-CODE: CAYB, CAYC, ALT, (-AC) ALT, (Bosch), FOR ALT: 140A, OE-NO 03L903023 ALT, (Valeo), FOR ALT: 140A, OE-NO 03L903023A MTR-CODE: CAYB, CAYC MTR-CODE: CAYB, CAYC, CA MTR-CODE: CAYB, CAYC, CA, ⇒11/2010 MTR-CODE: CAYB, CAYC, CA, 12/2010⇒ MTR-CODE: CAYB, CAYC, CA, WP, ⇒11/2010 MTR-CODE: CAYB, CAYC, CA, WP, 12/2010⇒	<b>6PK1070</b> <b>6PK842 ELAST</b> <b>6PK842 ELAST T1</b> <b>AP9001</b> <b>AP9001</b> <b>VD1111</b> <b>VD1111</b>
2.0 TDI	11/10-	CLCA	81	1968	<b>CT1139</b> <b>CT1139K1</b> <b>CT1139K2</b> <b>CT1139WP4</b> <b>CT1139WP6</b>	ALT, (AC) ALT, (-AC) ALT, (-AC) ALT, (Bosch), FOR ALT: 140A, OE-NO 03L903023 ALT, (Valeo), FOR ALT: 140A, OE-NO 03L903023A MTR-CODE: CLCA, CA MTR-CODE: CLCA, CA, ⇒11/2010 MTR-CODE: CLCA, CA, 12/2010⇒ MTR-CODE: CLCA, CA, WP, ⇒11/2010 MTR-CODE: CLCA, CA, WP, 12/2010⇒	<b>6PK1070</b> <b>6PK842 ELAST</b> <b>6PK842 ELAST T1</b> <b>AP9001</b> <b>AP9001</b> <b>VD1111</b>

**TRANSPORTER I Bus (22, 24, 25, 28)**

1.1 (44593)	01/50-12/62	M5	18	1131		DYN, FAN	<b>AVX10X900</b>
1.2	11/62-08/66		25	1184		DYN, FAN	<b>AVX10X900</b>
1.5	11/62-08/66		32	1483		DYN, FAN	<b>AVX10X900</b>
	07/66-07/67					DYN, FAN	<b>AVX10X900</b>
1.6	06/66-07/67	B	35	1570		DYN, FAN	<b>AVX10X900</b>

**TRANSPORTER I Kasten (21, 23)**

1.2	01/50-03/62		25	1184		DYN, FAN	<b>AVX10X900</b>
	02/62-07/67					DYN, FAN	<b>AVX10X900</b>
1.5	02/62-12/68		32	1483		DYN, FAN	<b>AVX10X900</b>
1.6	08/64-12/68	B	35	1570		DYN	<b>AVX10X900</b>
						ALT	<b>AVX10X905</b>

**TRANSPORTER I Pritsche/Fahrgestell (26)**

1.5	06/66-10/70		32	1483		ALT	<b>AVX10X900</b>
-----	-------------	--	----	------	--	-----	------------------

**TRANSPORTER II Bus**

1.6	08/70-04/79	AD, AH, AS	37	1584		DYN, FAN	<b>AVX10X900</b>
	08/67-07/70	AF	34			DYN	<b>AVX10X900</b>
						ALT	<b>AVX10X905</b>
1.7	08/71-10/73	CA, CB	49	1679		ALT	<b>AVX10X965</b>
1.8	11/73-07/75	AP	50	1795		DYN, FAN	<b>AVX10X965</b>
2.0	08/75-04/79	CJ, GD, GE	51	1970		DYN, FAN	<b>AVX10X965</b>

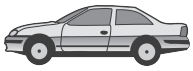
**TRANSPORTER II Kasten**

1.6	08/70-04/79	AD, AS, AE	37	1584		DYN	<b>AVX10X900</b>
						ALT	<b>AVX10X905</b>
1.7	08/71-12/73	CA, CB	49	1679		ALT	<b>AVX10X965</b>
2.0	08/75-07/79	CJ, GD, GE	51	1970		1.GEN	<b>AVX10X1175</b>
						2.GEN	<b>AVX10X695</b>

**TRANSPORTER II Pritsche/Fahrgestell**

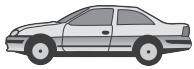
1.6	08/68-07/79	AD, AS	37	1584		DYN, FAN	<b>AVX10X900</b>
-----	-------------	--------	----	------	--	----------	------------------




**VW**
**TRANSPORTER II Pritsche/Fahrgestell**

↔ 1.6	05/79-12/82	CT	37	1584		1.GEN 2.GEN	AVX10X1175 AVX10X695
1.6 D	01/81-07/87	CS	37	1588		1.GEN, ⇨12/1985 1.GEN, 1.HYPD, FOR ALT: 65A, ⇨CH-NO 24K033108, 01/1986⇨ 1.GEN, 1.HYPD, FOR ALT: 90A, ⇨CH-NO 24K033108, 01/1986⇨ WP, 2.ALT, (AC), 01/1986⇨ WP, 2.HYDP, 01/1986⇨ WP, 1.HYPD, ⇨12/1985 WP, 1.ALT, 1.HYPD, 01/1986⇨ PS WP, (PS), 2.HYDP, 01/1986⇨ 1.GEN, 1.HYPD, FOR ALT: 65A, CH-NO 24K033109⇨, 01/1986⇨ WP, (PS), 1.HYPD, ⇨12/1985 WP, (PS), 1.ALT, 1.HYPD, 01/1986⇨ 1.GEN, 1.HYPD, FOR ALT: 90A, CH-NO 24K033109⇨, 01/1986⇨ 1.HYPD, ⇨12/1985 1.GEN, 2.HYPD, 01/1986⇨ 2.GEN, 01/1986⇨ 2.HYPD, 01/1986⇨ 1.GEN, (AC) AC CA CA	AVX10X600 AVX10X600 AVX10X625 AVX10X635 AVX10X635 AVX10X650 AVX10X650 AVX10X763 AVX10X838 AVX10X875 AVX10X900 AVX10X900 AVX10X913 AVX13X1225 AVX13X1225 AVX13X1225 AVX13X1225 AVX13X1250 AVX13X1250
1.6 TD	08/84-07/92	JX	51	1589	CT513 CT513K1	1.GEN, ⇨12/1985 1.GEN, 1.HYPD, FOR ALT: 65A, ⇨CH-NO 24K033108, 01/1986⇨ 1.GEN, 1.HYPD, FOR ALT: 90A, ⇨CH-NO 24K033108, 01/1986⇨ WP, 2.ALT, (AC), 01/1986⇨ WP, 2.HYDP, 01/1986⇨ WP, 1.HYPD, ⇨12/1985 WP, 1.ALT, 1.HYPD, 01/1986⇨ PS WP, (PS), 2.HYDP, 01/1986⇨ 1.GEN, 1.HYPD, FOR ALT: 65A, CH-NO 24K033109⇨, 01/1986⇨ WP, (PS), 1.HYPD, ⇨12/1985 WP, (PS), 1.ALT, 1.HYPD, 01/1986⇨ 1.GEN, 1.HYPD, FOR ALT: 90A, CH-NO 24K033109⇨, 01/1986⇨ 1.HYPD, ⇨12/1985 1.GEN, 2.HYPD, 01/1986⇨ 2.GEN, 01/1986⇨ 2.HYPD, 01/1986⇨ 1.GEN, (AC) AC CA CA CA	AVX10X600 AVX10X600 AVX10X625 AVX10X635 AVX10X635 AVX10X650 AVX10X650 AVX10X763 AVX10X838 AVX10X875 AVX10X900 AVX10X900 AVX10X913 AVX13X1225 AVX13X1225 AVX13X1225 AVX13X1225 AVX13X1250 AVX13X1250
1.6 TD Syncro	03/86-07/92	JX	51	1589	CT513 CT513K1	1.GEN, 1.HYPD, FOR ALT: 65A, ⇨CH-NO 24K033108 1.GEN, 1.HYPD, FOR ALT: 90A, ⇨CH-NO 24K033108 WP, 2.ALT, (AC) WP, 2.HYDP WP, 1.ALT, 1.HYPD PS WP, (PS), 2.HYDP 1.GEN, 1.HYPD, FOR ALT: 65A, CH-NO 24K033109⇨ WP, (PS), 1.ALT, 1.HYPD 1.GEN, 1.HYPD, FOR ALT: 90A, CH-NO 24K033109⇨ 1.GEN, 2.HYPD 2.GEN 2.HYPD 1.GEN, (AC) AC CA CA CA	AVX10X600 AVX10X625 AVX10X635 AVX10X635 AVX10X650 AVX10X763 AVX10X838 AVX10X875 AVX10X900 AVX10X913 AVX13X1225 AVX13X1225 AVX13X1225 AVX13X1225 AVX13X1250 AVX13X1250
1.7 D	10/86-07/92	KY	42	1716	CT513 CT513K1	1.GEN, 1.HYPD, FOR ALT: 65A, ⇨CH-NO 24K033108 1.GEN, 1.HYPD, FOR ALT: 90A, ⇨CH-NO 24K033108 WP, 2.ALT, (AC)	AVX10X600 AVX10X625 AVX10X635





**VW**

**TRANSPORTER II Pritsche/Fahrgestell**

						WP, 2.HYDP WP, 1.ALT, 1.HYPD PS WP, (PS), 2.HYDP 1.GEN, 1.HYPD, FOR ALT: 65A, CH-NO 24K033109⇒ WP, (PS), 1.ALT, 1.HYPD 1.GEN, 1.HYPD, FOR ALT: 90A, CH-NO 24K033109⇒ 1.GEN, 2.HYPD 2.GEN 2.HYPD 1.GEN, (AC) AC CA CA	AVX10X635 AVX10X650 AVX10X763 AVX10X838 AVX10X875 AVX10X900 AVX10X913 AVX13X1225 AVX13X1225 AVX13X1225 AVX13X1250 AVX13X1250
1.9	08/82-07/92	DF	44	1913	CT513 CT513K1	1.GEN, FOR ALT: 45A, FOR ALT: 65A, ⇒CH-NO 24G093123 1.GEN, FOR ALT: 90A, 1.HYPD 1.GEN, ⇒CH-NO 24G093123, (PS) PS 1.GEN, FOR ALT: 90A 2.GEN ALT, FOR ALT: 45A, FOR ALT: 65A, CH-NO 24H000001⇒ AC	AVX10X1075 AVX10X1075 AVX10X1075 AVX10X1075 AVX10X1100 AVX10X1100 AVX10X1100 AVX13X1150
		DG	57			1.GEN, FOR ALT: 45A, FOR ALT: 65A, ⇒CH-NO 24G093123 1.GEN, FOR ALT: 90A, 1.HYPD 1.GEN, ⇒CH-NO 24G093123, (PS) PS 1.GEN, FOR ALT: 90A 2.GEN ALT, FOR ALT: 45A, FOR ALT: 65A, CH-NO 24H000001⇒ AC	AVX10X1075 AVX10X1075 AVX10X1075 AVX10X1075 AVX10X1100 AVX10X1100 AVX10X1100 AVX13X1150
	01/83-07/85	DH	61			1.GEN, FOR ALT: 45A, FOR ALT: 65A, ⇒CH-NO 24G093123 1.GEN, FOR ALT: 90A, 1.HYPD 1.GEN, ⇒CH-NO 24G093123, (PS) PS 1.GEN, FOR ALT: 90A 2.GEN ALT, FOR ALT: 45A, FOR ALT: 65A, CH-NO 24H000001⇒ AC	AVX10X1075 AVX10X1075 AVX10X1075 AVX10X1075 AVX10X1100 AVX10X1100 AVX10X1100 AVX13X1150
	08/83-07/85	GW	66			1.GEN, FOR ALT: 45A, FOR ALT: 65A, ⇒CH-NO 24G093123 1.GEN, FOR ALT: 90A, 1.HYPD 1.GEN, ⇒CH-NO 24G093123, (PS) PS 1.GEN, FOR ALT: 90A 2.GEN ALT, FOR ALT: 45A, FOR ALT: 65A, CH-NO 24H000001⇒ AC	AVX10X1075 AVX10X1075 AVX10X1075 AVX10X1075 AVX10X1100 AVX10X1100 AVX10X1100 AVX13X1150
1.9 Syncro	02/85-07/92	DG	57	1913		1.GEN, FOR ALT: 45A, FOR ALT: 65A, ⇒CH-NO 24G093123 1.GEN, FOR ALT: 90A, 1.HYPD 1.GEN, ⇒CH-NO 24G093123, (PS) PS 1.GEN, FOR ALT: 90A 2.GEN ALT, FOR ALT: 45A, FOR ALT: 65A, CH-NO 24H000001⇒ AC	AVX10X1075 AVX10X1075 AVX10X1075 AVX10X1075 AVX10X1100 AVX10X1100 AVX10X1100 AVX13X1150
2.0	05/79-12/82	CU, CV	51	1970		1.GEN 2.GEN	AVX10X1175 AVX10X695
2.1	08/85-07/92	MV	70	2110		1.GEN, FOR ALT: 45A, FOR ALT: 65A, ⇒CH-NO 24G093123 1.GEN, FOR ALT: 90A, 1.HYPD 1.GEN, ⇒CH-NO 24G093123, (PS) PS 1.GEN, FOR ALT: 90A 2.GEN ALT, FOR ALT: 45A, FOR ALT: 65A, CH-NO 24H000001⇒ AC	AVX10X1075 AVX10X1075 AVX10X1075 AVX10X1075 AVX10X1100 AVX10X1100 AVX10X1100 AVX13X1150

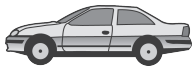




<b>VW</b>						
<b>TRANSPORTER II Pritsche/Fahrgestell</b>						
		DJ	82			1.GEN, FOR ALT: 45A, FOR ALT: 65A, ⇒CH-NO 24G093123 <b>AVX10X1075</b> 1.GEN, FOR ALT: 90A, 1.HYPD <b>AVX10X1075</b> 1.GEN, ⇒CH-NO 24G093123, (PS) <b>AVX10X1075</b> PS <b>AVX10X1075</b> 1.GEN, FOR ALT: 90A <b>AVX10X1100</b> 2.GEN <b>AVX10X1100</b> ALT, FOR ALT: 45A, FOR ALT: 65A, CH-NO 24H000001⇒ <b>AVX10X1100</b> AC <b>AVX13X1150</b>
2.1 i	07/89-07/92	SS	68	2110		1.GEN, FOR ALT: 45A, FOR ALT: 65A, ⇒CH-NO 24G093123 <b>AVX10X1075</b> 1.GEN, FOR ALT: 90A, 1.HYPD <b>AVX10X1075</b> 1.GEN, ⇒CH-NO 24G093123, (PS) <b>AVX10X1075</b> PS <b>AVX10X1075</b> 1.GEN, FOR ALT: 90A <b>AVX10X1100</b> 2.GEN <b>AVX10X1100</b> ALT, FOR ALT: 45A, FOR ALT: 65A, CH-NO 24H000001⇒ <b>AVX10X1100</b> AC <b>AVX13X1150</b>
2.1 KAT	06/89-07/92	MV	70	2110		1.GEN, FOR ALT: 45A, FOR ALT: 65A, ⇒CH-NO 24G093123 <b>AVX10X1075</b> 1.GEN, FOR ALT: 90A, 1.HYPD <b>AVX10X1075</b> 1.GEN, ⇒CH-NO 24G093123, (PS) <b>AVX10X1075</b> PS <b>AVX10X1075</b> 1.GEN, FOR ALT: 90A <b>AVX10X1100</b> 2.GEN <b>AVX10X1100</b> ALT, FOR ALT: 45A, FOR ALT: 65A, CH-NO 24H000001⇒ <b>AVX10X1100</b> AC <b>AVX13X1150</b>
2.1 Syncro	08/85-07/92	MV	70	2110		1.GEN, FOR ALT: 45A, FOR ALT: 65A, ⇒CH-NO 24G093123 <b>AVX10X1075</b> 1.GEN, FOR ALT: 90A, 1.HYPD <b>AVX10X1075</b> 1.GEN, ⇒CH-NO 24G093123, (PS) <b>AVX10X1075</b> PS <b>AVX10X1075</b> 1.GEN, FOR ALT: 90A <b>AVX10X1100</b> 2.GEN <b>AVX10X1100</b> ALT, FOR ALT: 45A, FOR ALT: 65A, CH-NO 24H000001⇒ <b>AVX10X1100</b> AC <b>AVX13X1150</b>
	01/86-07/92	DJ	82			1.GEN, FOR ALT: 45A, FOR ALT: 65A, ⇒CH-NO 24G093123 <b>AVX10X1075</b> 1.GEN, FOR ALT: 90A, 1.HYPD <b>AVX10X1075</b> 1.GEN, ⇒CH-NO 24G093123, (PS) <b>AVX10X1075</b> PS <b>AVX10X1075</b> 1.GEN, FOR ALT: 90A <b>AVX10X1100</b> 2.GEN <b>AVX10X1100</b> ALT, FOR ALT: 45A, FOR ALT: 65A, CH-NO 24H000001⇒ <b>AVX10X1100</b> AC <b>AVX13X1150</b>
<b>TRANSPORTER III Kasten</b>						
1.6	05/79-12/82	CT	37	1584		1.GEN <b>AVX10X1175</b> 2.GEN <b>AVX10X695</b>
1.6 D	01/81-07/87	CS	37	1588		1.GEN, ⇒12/1985 <b>AVX10X600</b> 1.GEN, 1.HYPD, FOR ALT: 65A, ⇒CH-NO 24K033108, 01/1986⇒ <b>AVX10X600</b> 1.GEN, 1.HYPD, FOR ALT: 90A, ⇒CH-NO 24K033108, 01/1986⇒ <b>AVX10X625</b> WP, 2.ALT, (AC), 01/1986⇒ <b>AVX10X635</b> WP, 2.HYPD, 01/1986⇒ <b>AVX10X635</b> WP, 1.HYPD, ⇒12/1985 <b>AVX10X650</b> WP, 1.ALT, 1.HYPD, 01/1986⇒ <b>AVX10X650</b> PS <b>AVX10X763</b> WP, (PS), 2.HYPD, 01/1986⇒ <b>AVX10X838</b> 1.GEN, 1.HYPD, FOR ALT: 65A, CH-NO 24K033109⇒, 01/1986⇒ <b>AVX10X875</b> WP, (PS), 1.HYPD, ⇒12/1985 <b>AVX10X900</b> WP, (PS), 1.ALT, 1.HYPD, 01/1986⇒ <b>AVX10X900</b> 1.GEN, 1.HYPD, FOR ALT: 90A, CH-NO 24K033109⇒, 01/1986⇒ <b>AVX10X913</b> 1.HYPD, ⇒12/1985 <b>AVX13X1225</b> 1.GEN, 2.HYPD, 01/1986⇒ <b>AVX13X1225</b> 2.GEN, 01/1986⇒ <b>AVX13X1225</b> 2.HYPD, 01/1986⇒ <b>AVX13X1225</b> 1.GEN, (AC) <b>AVX13X1250</b> AC <b>AVX13X1250</b> CA CA

CT513  
CT513K1





**VW**

**TRANSPORTER III Kasten**

↔ 1.6 TD

10/84-07/92

JX

51

1589

1.GEN, ⇨12/1985  
 1.GEN, 1.HYPD, FOR ALT: 65A, ⇨CH-NO  
 24K033108, 01/1986⇨  
 1.GEN, 1.HYPD, FOR ALT: 90A, ⇨CH-NO  
 24K033108, 01/1986⇨  
 WP, 2.ALT, (AC), 01/1986⇨  
 WP, 2.HYDP, 01/1986⇨  
 WP, 1.HYPD, ⇨12/1985  
 WP, 1.ALT, 1.HYPD, 01/1986⇨  
 PS  
 WP, (PS), 2.HYDP, 01/1986⇨  
 1.GEN, 1.HYPD, FOR ALT: 65A, CH-NO  
 24K033109⇨, 01/1986⇨  
 WP, (PS), 1.HYPD, ⇨12/1985  
 WP, (PS), 1.ALT, 1.HYPD, 01/1986⇨  
 1.GEN, 1.HYPD, FOR ALT: 90A, CH-NO  
 24K033109⇨, 01/1986⇨  
 1.HYPD, ⇨12/1985  
 1.GEN, 2.HYPD, 01/1986⇨  
 2.GEN, 01/1986⇨  
 2.HYPD, 01/1986⇨  
 1.GEN, (AC)  
 AC

**AVX10X600**  
**AVX10X600**  
**AVX10X625**  
**AVX10X635**  
**AVX10X635**  
**AVX10X650**  
**AVX10X650**  
**AVX10X763**  
**AVX10X838**  
**AVX10X875**  
**AVX10X900**  
**AVX10X900**  
**AVX10X913**  
**AVX13X1225**  
**AVX13X1225**  
**AVX13X1225**  
**AVX13X1225**  
**AVX13X1250**  
**AVX13X1250**

**CT513**  
**CT513K1**

1.6 TD Syncro

03/86-07/92

JX

51

1589

1.GEN, 1.HYPD, FOR ALT: 65A, ⇨CH-NO  
 24K033108  
 1.GEN, 1.HYPD, FOR ALT: 90A, ⇨CH-NO  
 24K033108  
 WP, 2.ALT, (AC)  
 WP, 2.HYDP  
 WP, 1.ALT, 1.HYPD  
 PS  
 WP, (PS), 2.HYDP  
 1.GEN, 1.HYPD, FOR ALT: 65A, CH-NO  
 24K033109⇨  
 WP, (PS), 1.ALT, 1.HYPD  
 1.GEN, 1.HYPD, FOR ALT: 90A, CH-NO  
 24K033109⇨  
 1.GEN, 2.HYPD  
 2.GEN  
 2.HYPD  
 1.GEN, (AC)  
 AC  
 CA  
 CA

**AVX10X600**  
**AVX10X625**  
**AVX10X635**  
**AVX10X635**  
**AVX10X650**  
**AVX10X763**  
**AVX10X838**  
**AVX10X875**  
**AVX10X900**  
**AVX10X913**  
**AVX13X1225**  
**AVX13X1225**  
**AVX13X1225**  
**AVX13X1250**  
**AVX13X1250**

**CT513**  
**CT513K1**

1.7 D

07/89-07/92

KY

42

1716

1.GEN, 1.HYPD, FOR ALT: 65A, ⇨CH-NO  
 24K033108  
 1.GEN, 1.HYPD, FOR ALT: 90A, ⇨CH-NO  
 24K033108  
 WP, 2.ALT, (AC)  
 WP, 2.HYDP  
 WP, 1.ALT, 1.HYPD  
 PS  
 WP, (PS), 2.HYDP  
 1.GEN, 1.HYPD, FOR ALT: 65A, CH-NO  
 24K033109⇨  
 WP, (PS), 1.ALT, 1.HYPD  
 1.GEN, 1.HYPD, FOR ALT: 90A, CH-NO  
 24K033109⇨  
 1.GEN, 2.HYPD  
 2.GEN  
 2.HYPD  
 1.GEN, (AC)  
 AC  
 CA  
 CA

**AVX10X600**  
**AVX10X625**  
**AVX10X635**  
**AVX10X635**  
**AVX10X650**  
**AVX10X763**  
**AVX10X838**  
**AVX10X875**  
**AVX10X900**  
**AVX10X913**  
**AVX13X1225**  
**AVX13X1225**  
**AVX13X1225**  
**AVX13X1250**  
**AVX13X1250**

**CT513**  
**CT513K1**

1.9

10/82-07/92

DF

44

1913

1.GEN, FOR ALT: 45A, FOR ALT: 65A,  
 ⇨CH-NO 24G093123  
 1.GEN, FOR ALT: 90A, 1.HYPD, 08/1985⇨  
 1.GEN, ⇨CH-NO 24G093123, (PS)  
 PS  
 1.GEN, FOR ALT: 90A, ⇨08/1985  
 2.GEN  
 AC

**AVX10X1075**  
**AVX10X1075**  
**AVX10X1075**  
**AVX10X1075**  
**AVX10X1100**  
**AVX10X1100**  
**AVX13X1150**

DG

57

1.GEN, FOR ALT: 45A, FOR ALT: 65A,  
 ⇨CH-NO 24G093123  
 1.GEN, FOR ALT: 90A, HYDP, 08/1985⇨

**AVX10X1075**  
**AVX10X1075**





<b>VW</b>						
<b>TRANSPORTER III Kasten</b>						
						1.GEN, (PS), ⇒CH-NO 24G093123 PS 1.GEN, FOR ALT: 90A, ⇒08/1985 2.GEN AC AVX10X1075 AVX10X1075 AVX10X1100 AVX10X1100 AVX13X1150
1.9 Syncro	11/84-07/92	DG	57	1913		1.GEN, FOR ALT: 45A, FOR ALT: 65A, ⇒CH-NO 24G093123 1.GEN, FOR ALT: 90A, 1.HYPD 1.GEN, (PS), ⇒CH-NO 24G093123 PS 1.GEN, FOR ALT: 90A, ⇒08/1985 2.GEN AC AVX10X1075 AVX10X1075 AVX10X1075 AVX10X1100 AVX10X1100 AVX13X1150
2.0	05/79-04/86	CU	51	1970		1.GEN 2.GEN AVX10X1175 AVX10X695
2.1	08/85-07/92	MV	70	2110		1.GEN, FOR ALT: 45A, FOR ALT: 65A, ⇒CH-NO 24G093123 1.GEN, FOR ALT: 90A, 1.HYPD 1.GEN, ⇒CH-NO 24G093123, (PS) PS AC AVX10X1075 AVX10X1075 AVX10X1075 AVX13X1150
2.1 Syncro	08/85-07/92	MV	70	2110		1.GEN, FOR ALT: 45A, FOR ALT: 65A, ⇒CH-NO 24G093123 1.GEN, FOR ALT: 90A, 1.HYPD 1.GEN, ⇒CH-NO 24G093123, (PS) PS AC AVX10X1075 AVX10X1075 AVX10X1075 AVX13X1150
	03/86-07/92	DJ	82			1.GEN, FOR ALT: 45A, FOR ALT: 65A, ⇒CH-NO 24G093123 1.GEN, FOR ALT: 90A, 1.HYPD 1.GEN, (PS), ⇒CH-NO 24G093123 PS 2.GEN AC AVX10X1075 AVX10X1075 AVX10X1075 AVX10X1100 AVX13X1150
<b>TRANSPORTER III Pritsche/Fahrgestell</b>						
1.6 D	01/81-07/87	CS	37	1588		1.GEN, ⇒12/1985 1.GEN, 1.HYPD, FOR ALT: 65A, ⇒CH-NO 24K033108, 01/1986⇒ 1.GEN, 1.HYPD, FOR ALT: 90A, ⇒CH-NO 24K033108, 01/1986⇒ WP, 2.ALT, (AC), 01/1986⇒ WP, 2.HYPD, 01/1986⇒ WP, 1.HYPD, ⇒12/1985 WP, 1.ALT, 1.HYPD, 01/1986⇒ PS WP, (PS), 2.HYPD, 01/1986⇒ 1.GEN, 1.HYPD, FOR ALT: 65A, CH-NO 24K033109⇒, 01/1986⇒ WP, (PS), 1.HYPD, ⇒12/1985 WP, (PS), 1.ALT, 1.HYPD, 01/1986⇒ 1.GEN, 1.HYPD, FOR ALT: 90A, CH-NO 24K033109⇒, 01/1986⇒ 1.HYPD, ⇒12/1985 1.GEN, 2.HYPD, 01/1986⇒ 2.GEN, 01/1986⇒ 2.HYPD, 01/1986⇒ 1.GEN, (AC) AC CA CA AVX10X600 AVX10X600 AVX10X625 AVX10X635 AVX10X635 AVX10X650 AVX10X650 AVX10X763 AVX10X838 AVX10X875 AVX10X900 AVX10X900 AVX10X913 AVX13X1225 AVX13X1225 AVX13X1225 AVX13X1225 AVX13X1250 AVX13X1250
					<b>CT513</b> <b>CT513K1</b>	
1.6 TD	10/84-07/92	JX	51	1589		1.GEN, ⇒12/1985 1.GEN, 1.HYPD, FOR ALT: 65A, ⇒CH-NO 24K033108, 01/1986⇒ 1.GEN, 1.HYPD, FOR ALT: 90A, ⇒CH-NO 24K033108, 01/1986⇒ WP, 2.ALT, (AC), 01/1986⇒ WP, 2.HYPD, 01/1986⇒ WP, 1.HYPD, ⇒12/1985 WP, 1.ALT, 1.HYPD, 01/1986⇒ PS WP, (PS), 2.HYPD, 01/1986⇒ 1.GEN, 1.HYPD, FOR ALT: 65A, CH-NO 24K033109⇒, 01/1986⇒ WP, (PS), 1.HYPD, ⇒12/1985 WP, (PS), 1.ALT, 1.HYPD, 01/1986⇒ 1.GEN, 1.HYPD, FOR ALT: 90A, CH-NO 24K033109⇒, 01/1986⇒ 1.HYPD, ⇒12/1985 AVX10X600 AVX10X600 AVX10X625 AVX10X635 AVX10X635 AVX10X650 AVX10X650 AVX10X763 AVX10X838 AVX10X875 AVX10X900 AVX10X900 AVX10X913 AVX13X1225

**VW**




**VW**

**TRANSPORTER III Pritsche/Fahrgestell**

						1.GEN, 2.HYPD, 01/1986⇒ 2.GEN, 01/1986⇒ 2.HYPD, 01/1986⇒ 1.GEN, (AC) AC CA CA	AVX13X1225 AVX13X1225 AVX13X1225 AVX13X1250 AVX13X1250
1.6 TD Syncro	03/86-07/92	JX	51	1589	CT513 CT513K1	1.GEN, 1.HYPD, FOR ALT: 65A, ⇒CH-NO 24K033108 1.GEN, 1.HYPD, FOR ALT: 90A, ⇒CH-NO 24K033108 WP, 2.ALT, (AC) WP, 2.HYDP WP, 1.ALT, 1.HYPD PS WP, (PS), 2.HYDP 1.GEN, 1.HYPD, FOR ALT: 65A, CH-NO 24K033109⇒ WP, (PS), 1.ALT, 1.HYPD 1.GEN, 1.HYPD, FOR ALT: 90A, CH-NO 24K033109⇒ 1.GEN, 2.HYPD 2.GEN 2.HYPD 1.GEN, (AC) AC CA CA	AVX10X600 AVX10X625 AVX10X635 AVX10X635 AVX10X650 AVX10X763 AVX10X838 AVX10X875 AVX10X900 AVX10X913 AVX13X1225 AVX13X1225 AVX13X1225 AVX13X1250 AVX13X1250
1.7 D	07/89-07/92	KY	42	1716	CT513 CT513K1	1.GEN, 1.HYPD, FOR ALT: 65A, ⇒CH-NO 24K033108 1.GEN, 1.HYPD, FOR ALT: 90A, ⇒CH-NO 24K033108 WP, 2.ALT, (AC) WP, 2.HYDP WP, 1.ALT, 1.HYPD PS WP, (PS), 2.HYDP 1.GEN, 1.HYPD, FOR ALT: 65A, CH-NO 24K033109⇒ WP, (PS), 1.ALT, 1.HYPD 1.GEN, 1.HYPD, FOR ALT: 90A, CH-NO 24K033109⇒ 1.GEN, 2.HYPD 2.GEN 2.HYPD 1.GEN, (AC) AC CA CA	AVX10X600 AVX10X625 AVX10X635 AVX10X635 AVX10X650 AVX10X763 AVX10X838 AVX10X875 AVX10X900 AVX10X913 AVX13X1225 AVX13X1225 AVX13X1225 AVX13X1250 AVX13X1250
1.9	09/82-07/92	DF	44	1913	CT513 CT513K1	1.GEN, FOR ALT: 45A, FOR ALT: 65A, ⇒CH-NO 24G093123 1.GEN, FOR ALT: 90A, 1.HYPD 1.GEN, ⇒CH-NO 24G093123, (PS) PS 1.GEN, FOR ALT: 90A 2.GEN ALT, FOR ALT: 45A, FOR ALT: 65A, CH-NO 24H000001⇒ AC CA CA	AVX10X1075 AVX10X1075 AVX10X1075 AVX10X1075 AVX10X1100 AVX10X1100 AVX10X1100 AVX13X1150
	08/82-07/92	DG	57			1.GEN, FOR ALT: 45A, FOR ALT: 65A, ⇒CH-NO 24G093123 1.GEN, FOR ALT: 90A, 1.HYPD 1.GEN, ⇒CH-NO 24G093123, (PS) PS 1.GEN, FOR ALT: 90A 2.GEN ALT, FOR ALT: 45A, FOR ALT: 65A, CH-NO 24H000001⇒ AC CA	AVX10X1075 AVX10X1075 AVX10X1075 AVX10X1075 AVX10X1100 AVX10X1100
1.9 Syncro	12/84-07/92	DG	57	1913		1.GEN, FOR ALT: 45A, FOR ALT: 65A, ⇒CH-NO 24G093123 1.GEN, FOR ALT: 90A, 1.HYPD 1.GEN, (PS), ⇒CH-NO 24G093123 PS 1.GEN, FOR ALT: 90A, ⇒08/1985 2.GEN AC	AVX10X1075 AVX10X1075 AVX10X1075 AVX10X1075 AVX10X1100 AVX13X1150
2.0	05/79-04/86	CU	51	1970		1.GEN	AVX10X1175





<b>VW</b>							
<b>TRANSPORTER III Pritsche/Fahrgestell</b>							
↔	2.1	08/85-07/92	MV	70	2110	2.GEN 1.GEN, FOR ALT: 45A, FOR ALT: 65A, ⇒CH-NO 24G093123 1.GEN, FOR ALT: 90A, 1.HYPD 1.GEN, (PS), ⇒CH-NO 24G093123 PS 2.GEN AC	AVX10X695 AVX10X1075 AVX10X1075 AVX10X1075 AVX10X1075 AVX10X1100 AVX13X1150
	2.1 Syncro	08/85-07/92	MV	70	2110	1.GEN, FOR ALT: 45A, FOR ALT: 65A, ⇒CH-NO 24G093123 1.GEN, FOR ALT: 90A, 1.HYPD 1.GEN, (PS), ⇒CH-NO 24G093123 PS 2.GEN AC	AVX10X1075 AVX10X1075 AVX10X1075 AVX10X1075 AVX10X1100 AVX13X1150
		03/86-07/92	DJ	82		1.GEN, FOR ALT: 45A, FOR ALT: 65A, ⇒CH-NO 24G093123 1.GEN, FOR ALT: 90A, 1.HYPD 1.GEN, (PS), ⇒CH-NO 24G093123 PS 2.GEN AC	AVX10X1075 AVX10X1075 AVX10X1075 AVX10X1075 AVX10X1100 AVX13X1150
<b>TRANSPORTER IV Bus (70XB, 70XC, 7DB, 7DW)</b>							
	1.8	12/90-07/92	PD	49	1781	PS ALT CA CA	AVX10X650 AVX10X965
	1.9 D	09/90-12/95	1X	44	1896	CT637 CT637K1 ALT, (TENS DAMPER), CH-NO 70-P-000 001⇒, FOR ALT: 120A ALT, (-TENS DAMPER), CH-NO 70-P-000 001⇒ PS ALT, ⇒CH-NO 70-N-200 000 ONLY WITH VD1084 MTR-CODE: 1X, CH-NO 70-P-085 001⇒ CA CA, MTR-CODE: 1X, ⇒MTR-NO 120 077 CA, MTR-CODE: 1X, MTR-NO 120 078⇒	6PK1045 6PK923 AVX10X650 AVX10X975 MS13 VD1084
	1.9 TD	10/92-04/03	ABL	50	1896	CT867 CT867K1 CT867K2 ALT, CH-NO 70-P-000 001⇒, (TENS DAM PER), FOR ALT: 120A ALT, CH-NO 70-P-000 001⇒, (-TENS DAMPER) PS ALT, ⇒CH-NO 70-N-200 000 ONLY WITH VD1084 MTR-CODE: ABL, CH-NO 70-P-085 001⇒ CA CA, MTR-CODE: ABL, ⇒MTR-NO 029 319 CA, MTR-CODE: ABL, MTR-NO 029 320⇒	6PK1045 6PK923 AVX10X650 AVX10X975 MS13 VD1084
	2.0	09/90-04/03	AAC	62	1968	CT630 CT630K1 CT630K1 1.GEN, FOR ALT: 120A, 01/1996⇒ 1.GEN, 2.HYPD, ⇒12/1995 1.GEN, 2.GEN, ⇒12/1995 1.GEN, AC, ⇒12/1995 1.GEN, 2.GEN, 01/1996⇒ 1.GEN, AC, 01/1996⇒ 1.GEN, 01/1996⇒ PS 1.GEN, ⇒12/1995 ALT, (Bosch), FOR ALT: 90A, OE-NO 028 903 025 Q, ⇒CH-NO 70-X-075000 CA CA, MTR-CODE: AAC, ⇒01/2003 01/2003⇒, MTR-CODE: AAC, CH-NO 70- 03-000 001⇒	6PK1070 6PK1460 6PK1555 6PK1590 6PK1870 6PK1900 6PK923 AVX10X650 AVX10X960 AP9004
	2.4 D	08/97-04/03	AJA	55	2370	CT645 CT939 CT939K2 ALT, (-AC) ALT, PS, (PTO) HYDP ALT, 2.GEN ALT, HYDP, CH-NO 70-XH126 001⇒ ALT, HYDP, ⇒CH-NO 70-XH126 000 ALT, (AC) ALT, PS, AC ONLY WITH VD1002 ONLY WITH VD1002 MTR-CODE: AJA INJP CA CA	6PK1352 6PK1715D1 6PK1767 6PK2077 6PK2120 6PK2130 6PK2236 6PK2236D1 MS05 MS42 VD1002





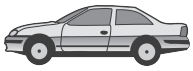


**VW**

**TRANSPORTER IV Bus (70XB, 70XC, 7DB, 7DW)**

					CT939WP2 CA		
	09/90-04/98	AAB	57		ALT, 01/1995⇒, ⇒01/1996 ALT, 01/1996⇒ ALT, (PTO), 01/1995⇒ MTR-NO AAB 424606⇒, 01/1997⇒, ALT, (PTO) 2.GEN, (PTO), 01/1996⇒ 2.HYPD, CH-NO 70-X-140 001⇒ 2.HYPD, ⇒CH-NO 70-X-140 000 AC, 01/1995⇒, CH-NO 70S071873⇒ 01/1995⇒, CH-NO 70S071873⇒, AC ALT, ⇒07/1992 ALT, (PTO), ⇒07/1992 PS, ⇒12/1994 2.HYPD, ⇒12/1994 ALT, 08/1992⇒, ⇒12/1994 ALT, (PTO), 08/1992⇒, ⇒12/1994 2.GEN, ⇒12/1994 AC, ⇒12/1994, ⇒CH-NO 70S071872 OE-NO 074105263B, ONLY WITH VD1002 OE-NO 069105263, ONLY WITH VD1002 ONLY WITH VD1002 ALT, (Bosch), FOR ALT: 90A, OE-NO 074 903 023 C, 074 903 025 C, 074 903 025 A, FOR ALT: 100A, OE-NO 074 903 025 B, 074 903 025 D, ⇒CH-NO 70-S-071871 MTR-CODE: AAB, MTR-NO 320 127⇒	6PK1345 6PK1352 6PK1715 6PK1715D1  6PK2077 6PK2120 6PK2130 6PK2236 6PK2236D1 AVX10X1075 AVX10X1150 AVX10X865 AVX13X1050 AVX13X1125 AVX13X1175 AVX13X1275 AVX13X1325 MS05 MS07 MS42 AP9004  VD1002	
2.4 D Syncro	10/92-09/98	AAB	57	2370	CT645 INJP CT939 CA CT939K1 CA, ⇒MTR-NO 320 126 CT939K2 CA, MTR-NO 320 127⇒ CT939WP1 CA, ⇒MTR-NO 320 126 CT939WP2 CA, MTR-NO 320 127⇒	ALT, 01/1995⇒, ⇒01/1996 ALT, 01/1996⇒ ALT, (PTO), 01/1995⇒ MTR-NO AAB 424606⇒, 01/1997⇒, ALT, (PTO) 2.GEN, (PTO), 01/1996⇒ 2.HYPD, CH-NO 70-X-140 001⇒ 2.HYPD, ⇒CH-NO 70-X-140 000 AC, 01/1995⇒, CH-NO 70S071873⇒ 01/1995⇒, CH-NO 70S071873⇒, AC PS, ⇒12/1994 2.HYPD, ⇒12/1994 ALT, 08/1992⇒, ⇒12/1994 ALT, (PTO), 08/1992⇒, ⇒12/1994 2.GEN, ⇒12/1994 AC, ⇒12/1994, ⇒CH-NO 70S071872 OE-NO 074105263B, ONLY WITH VD1002 OE-NO 069105263, ONLY WITH VD1002 ONLY WITH VD1002 ALT, (Bosch), FOR ALT: 90A, OE-NO 074 903 023 C, 074 903 025 C, 074 903 025 A, FOR ALT: 100A, OE-NO 074 903 025 B, 074 903 025 D, ⇒CH-NO 70-S-071871 MTR-CODE: AAB, MTR-NO 320 127⇒	6PK1345 6PK1352 6PK1715 6PK1715D1  6PK2077 6PK2120 6PK2130 6PK2236 6PK2236D1 AVX10X865 AVX13X1050 AVX13X1125 AVX13X1175 AVX13X1275 AVX13X1325 MS05 MS07 MS42 AP9004  VD1002
2.5	11/90-04/03	AAF, ACU, AEU, AEN	81	2461	CT645 INJP CT939 CA CT939K1 CA, ⇒MTR-NO 320 126 CT939K2 CA, MTR-NO 320 127⇒ CT939WP1 CA, ⇒MTR-NO 320 126 CT939WP2 CA, MTR-NO 320 127⇒	ALT, (-AC), CH-NO 70-S-071 872⇒, ⇒CH-NO 70-T-200 000 ALT, (-AC), CH-NO 70-T-200 001⇒ ALT, (-AC), CH-NO 70-N-000 001⇒, ⇒CH-NO 70-S-071 871 ALT, 2.HYPD, CH-NO 70-N-000 001⇒ ALT, 2.GEN, CH-NO 70-N-00 001⇒, ⇒CH-NO 70-S-071 871 ALT, 2.GEN, CH-NO 70-S-071 872⇒, ⇒CH-NO 70-T-200 000 ALT, 2.GEN, CH-NO 70-T-200 001⇒ ALT, (AC), CH-NO 70-N-000 001⇒, ⇒CH-NO 70-S-071 872 ALT, (AC), (AUTOM), CH-NO 70-S-071 871⇒	6PK1345 6PK1352 6PK1715  6PK1767 6PK2000  6PK2060  6PK2077 6PK2130 6PK2225





**VW**

**TRANSPORTER IV Bus (70XB, 70XC, 7DB, 7DW)**

					ALT, (AC), (MANL), CH-NO 70-S-071 871⇒ ALT, ⇒CH-NO 70-M-175 000 ALT, (PTO), ⇒CH-NO 70-M-175 000 PS, ⇒CH-NO 70-M-175 000 HYDP, ⇒CH-NO 70-M-175 000 ALT, 2.GEN, ⇒CH-NO 70-M-175 000 AC, ⇒CH-NO 70-M-175 000 CA, MTR-CODE: AAF, 09/1991⇒, CH-NO 70-N-014 001⇒ CA, MTR-CODE: ACU, ⇒MTR-NO 019 149 CA, MTR-CODE: AAF, CH-NO 70-N-014 001⇒ CA, MTR-CODE: ACU, ⇒MTR-NO 019 149 CA, MTR-CODE: AAF, CH-NO 70-N-014 001⇒ CA, MTR-CODE: ACU, ⇒MTR-NO 019 149 CA, MTR-CODE: AAF, ⇒09/1991, ⇒CH-NO 70-N-014 000 CA, MTR-CODE: ACU, MTR-NO 019 150⇒ CA, MTR-CODE: AEN, AEU CA, MTR-CODE: AAF, ⇒CH-NO 70-N-014 000 CA, MTR-CODE: ACU, MTR-NO 019 150⇒, ⇒MTR-NO 048 994 CA, MTR-CODE: AEN CA, MTR-CODE: ACU, MTR-NO 048 995⇒ CA, MTR-CODE: AET, AEU, APL, AVT CA, MTR-CODE: AAF, ⇒CH-NO 70-N-014 000 CA, MTR-CODE: ACU, MTR-NO 019 150⇒, ⇒MTR-NO 048 994 CA, MTR-CODE: AEN CA, MTR-CODE: ACU, MTR-NO 048 995⇒ CA, MTR-CODE: AEU	6PK2236 AVX10X1075 AVX10X1133 AVX10X865 AVX13X1050 AVX13X1275 AVX13X1325
					CT755 CT755 CT755K2 CT755K2 CT755WP1 CT939 CT939 CT939K1 CT939K4 CT939K4 CT939K5 CT939K5 CT939WP1 CT939WP4 CT939WP4 CT939WP5 CT939WP5	
	08/96-04/03	AET, APL, AVT	85		ALT, (-AC) ALT, 2.GEN ALT, 2.HYPD, CH-NO 70-X-140 001⇒ ALT, 2.HYPD, ⇒CH-NO 70-X-140 000 ALT, (AC), (AUTOM), (Aufbau kurz) ALT, (AC), (AUTOM), (Aufbau lang) ALT, (AC), (MANL) CA CA, MTR-CODE: AET, AEU, APL, AVT CA, MTR-CODE: AET, AEU, APL, AVT	6PK1352 6PK2077 6PK2120 6PK2130 6PK2215 6PK2225 6PK2236
2.5 Syncro	11/92-04/03	AAF, ACU, AEU, AEN	81	2461	ALT, (-AC), CH-NO 70-S-071 872⇒, ⇒CH-NO 70-T-200 000 ALT, (-AC), CH-NO 70-T-200 001⇒ ALT, (-AC), CH-NO 70-N-000 001⇒, ⇒CH-NO 70-S-071 871 ALT, 2.HYPD, CH-NO 70-N-000 001⇒ ALT, 2.GEN, CH-NO 70-N-00 001⇒, ⇒CH-NO 70-S-071 871 ALT, 2.GEN, CH-NO 70-S-071 872⇒, ⇒CH-NO 70-T-200 000 ALT, 2.GEN, CH-NO 70-T-200 001⇒ ALT, (AC), CH-NO 70-N-000 001⇒, ⇒CH-NO 70-S-071 872 ALT, (AC), (AUTOM), CH-NO 70-S-071 871⇒ ALT, (AC), (MANL), CH-NO 70-S-071 871⇒ CA, MTR-CODE: AAF, CH-NO 70-N-014 001⇒ CA, MTR-CODE: ACU, ⇒MTR-NO 019 149 CA, MTR-CODE: AAF, CH-NO 70-N-014 001⇒ CA, MTR-CODE: ACU, ⇒MTR-NO 019 149 CA, MTR-CODE: AAF, CH-NO 70-N-014 001⇒ CA, MTR-CODE: ACU, ⇒MTR-NO 019 149 CA, MTR-CODE: ACU, MTR-NO 019 150⇒ CA, MTR-CODE: AEN, AEU CA, MTR-CODE: ACU, MTR-NO 019 150⇒, ⇒MTR-NO 048 994 CA, MTR-CODE: AEN CA, MTR-CODE: ACU, MTR-NO 048 995⇒ CA, MTR-CODE: AET, AEU, APL, AVT CA, MTR-CODE: ACU, MTR-NO 019 150⇒, ⇒MTR-NO 048 994	6PK1345 6PK1352 6PK1715 6PK1767 6PK2000 6PK2060 6PK2077 6PK2130 6PK2225 6PK2236
					CT755 CT755 CT755K2 CT755K2 CT755WP1 CT755WP1 CT939 CT939 CT939K4 CT939K4 CT939K5 CT939K5 CT939WP4 CT939WP4	



VW

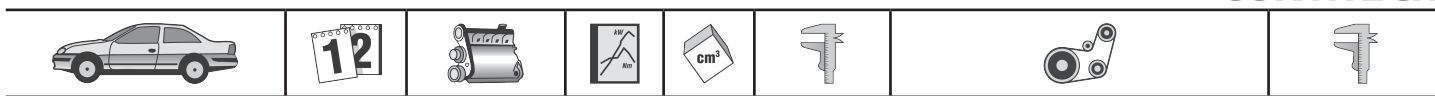


**VW**

**TRANSPORTER IV Bus (70XB, 70XC, 7DB, 7DW)**

					CT939WP4 CT939WP5 CT939WP5	CA, MTR-CODE: AEN CA, MTR-CODE: ACU, MTR-NO 048 995⇒ CA, MTR-CODE: AEU	
	07/96-04/03	AET, APL, AVT	85			ALT, (-AC) ALT, 2.GEN ALT, 2.HYPD, CH-NO 70-X-140 001⇒ ALT, 2.HYPD, ⇒CH-NO 70-X-140 000 ALT, (AC), (AUTOM), (Aufbau kurz) ALT, (AC), (AUTOM), (Aufbau lang) ALT, (AC), (MANL) CA CT939 CT939K5 CT939WP5	6PK1352 6PK2077 6PK2120 6PK2130 6PK2215 6PK2225 6PK2236
2.5 TDI	05/98-04/03	AJT, AYY	65	2461		ALT, (-AC), CH-NO 70-X-126 001⇒ ALT, (-AC), CH-NO 70-X-126 001⇒ ALT, (-AC), ⇒CH-NO 70-X-126 000 ALT, (-AC), ⇒CH-NO 70-X-126 000 ALT, 2.GEN, OE-NO 074 903 137 BB ALT, 2.GEN, OE-NO 074 903 137 AS ALT, 2.HYPD, CH-NO 70-X-126 001⇒ ALT, 2.HYPD, ⇒CH-NO 70-X-126 000 ALT, (AC), MTR-CODE: AYY ALT, (AC), MTR-CODE: AJT, CH-NO 70- XH132 970⇒, 70-XX133 657⇒ ALT, (AC), MTR-CODE: AYY ALT, (AC), MTR-CODE: AJT, CH-NO 70- XH132 970⇒, 70-XX133 657⇒ ALT, (AC), ⇒CH-NO 70-XH132 969, 70- XX133 656, MTR-CODE: AJT ALT, (AC), ⇒CH-NO 70-XH132 969, 70- XX133 656, MTR-CODE: AJT ONLY WITH VD1002 ONLY WITH VD1002 ALT, (Bosch), FOR ALT: 150A, OE-NO 074 903 025 S MTR-CODE: AJT, AYY	6PK1750 6PK1750D1 6PK1767 6PK1767D1 6PK2060 6PK2077 6PK2120 6PK2130 6PK2215 6PK2215  6PK2215D1 6PK2215D1  6PK2236  6PK2236D1  MS05 MS42 AP9033  VD1002
						AHY, AXG	111
	09/95-04/03	ACV, AUF, AYC	75			ALT, (-AC), MTR-CODE: ACV, AYC, CH-NO 70-X-126 001⇒ ALT, (-AC), MTR-CODE: AUF, CH-NO 70- Y-000 002⇒ MTR-CODE: ACV, AYC, ⇒CH-NO 70- XH126 001, ALT, (-AC) ALT, (-AC), MTR-CODE: AUF, CH-NO 70- Y-000 002⇒ ALT, (-AC), ⇒CH-NO 70-X-126 000, MTR- CODE: ACV, AYC ⇒CH-NO 70-XH126 000, ALT, (-AC), MTR- CODE: ACV, AYC ALT, 2.GEN, OE-NO 074 903 137 BB ALT, 2.GEN, OE-NO 074 903 137 AS ALT, 2.HYPD, CH-NO 70-X-126 001⇒ ALT, 2.HYPD, ⇒CH-NO 70-X-126 000 ALT, (AC), CH-NO 70-X-132 970⇒, 70-X- 133 657⇒, MTR-CODE: ACV ALT, (AC), MTR-CODE: AUF, CH-NO 70-Y- 000 002⇒ ALT, (AC), MTR-CODE: ACV, CH-NO 70- XH132 970⇒, 70-XH133 657⇒	6PK1750  6PK1750  6PK1750D1  6PK1750D1  6PK1767  6PK1767D1  6PK2060 6PK2077 6PK2120 6PK2130 6PK2215  6PK2215  6PK2215D1





# VW

## TRANSPORTER IV Bus (70XB, 70XC, 7DB, 7DW)

					CT914 CT914K1 CT939 CT939K2 CT939WP2	ALT, (AC), MTR-CODE: AUF, CH-NO 70-Y-000 002⇒ ALT, (AC), ⇒CH-NO 70-X-132 969, 70-X-133 656, MTR-CODE: ACV MTR-CODE: ACV, ⇒CH-NO 70-XH132 969, 70-XX133 656, ALT, (AC) ONLY WITH VD1002 ONLY WITH VD1002 MTR-CODE: AYC, AUF, ACV, ALT, (Bosch), FOR ALT: 150A, ALT-No: 0 124 615 006, OE-NO 074 903 025 S MTR-CODE: AYC, AUF, ACV	6PK2215D1 6PK2236 6PK2236D1 MS05 MS42 AP9033 VD1002
2.5 TDI Syncro	01/96-04/03	ACV, AXL	75	2461		ALT, (-AC), MTR-CODE: AXL ALT, (-AC), MTR-CODE: ACV, CH-NO 70-X-140 001⇒ MTR-CODE: ACV, ALT, (-AC), CH-NO 70-X-140 001⇒ ALT, (-AC), MTR-CODE: ACV, ⇒CH-NO 70-X-140 000 MTR-CODE: ACV, ⇒CH-NO 70-X-140 000, ALT, (-AC) ALT, 2.GEN, OE-NO 074 903 137 BB ALT, 2.GEN, OE-NO 074 903 137 AS ALT, 2.HYPD, CH-NO 70-X-140 001⇒ ALT, 2.HYPD, ⇒CH-NO 70-X-140 000 ALT, (AC), MTR-CODE: ACV, CH-NO 70-X-140 001⇒ ALT, (AC), MTR-CODE: AXL ALT, (AC), MTR-CODE: ACV, CH-NO 70-X-140 001⇒ ALT, (AC), MTR-CODE: AXL ALT, (AC), MTR-CODE: ACV, ⇒CH-NO 70-X-140 000 MTR-CODE: ACV, ⇒CH-NO 70-X-140 000, ALT, (AC) ONLY WITH VD1002 ONLY WITH VD1002 ALT, MTR-CODE: ACV, CH-NO 70-1-200 001⇒, (Bosch), ALT-No: 0 124 615 006, FOR ALT: 150A MTR-CODE: AYC, AUF, ACV	6PK1693 6PK1750 6PK1750D1 6PK1767 6PK1767D1 6PK2060 6PK2077 6PK2120 6PK2130 6PK2215 6PK2215D1 6PK2215D1 6PK2236 6PK2236D1 MS05 MS42 AP9033 VD1002
2.8 Syncro	01/96-04/96	AES	103	2792		ALT, PS, (AC) ALT, PS, (-AC)	7DPK1400 7PK1325
2.8 V6	04/00-04/03	AMV	150	2792		ALT, (AC) ALT, (-AC)	7DPK1360 7PK1280
2.8 VR 6	11/95-04/00	AES	103	2792		ALT, PS, (AC) ALT, PS, (-AC)	7DPK1400 7PK1325
<b>TRANSPORTER IV Kasten (70XA)</b>							
1.9 D	07/90-12/95	1X	45	1896		ALT, (TENS DAMPER), CH-NO 70-P-000 001⇒, FOR ALT: 120A ALT, (-TENS DAMPER), CH-NO 70-P-000 001⇒ PS ALT, ⇒CH-NO 70-N-200 000 ONLY WITH VD1084 MTR-CODE: 1X, CH-NO 70-P-085 001⇒ CA CA, MTR-CODE: 1X, ⇒MTR-NO 120 077 CA, MTR-CODE: 1X, MTR-NO 120 078⇒	6PK1045 6PK923 AVX10X650 AVX10X975 MS13 VD1084
1.9 TD	10/92-04/03	ABL	50	1896		ALT, CH-NO 70-P-000 001⇒, (TENS DAMPER), FOR ALT: 120A ALT, CH-NO 70-P-000 001⇒, (-TENS DAMPER) PS ALT, ⇒CH-NO 70-N-200 000 ONLY WITH VD1084 MTR-CODE: ABL, CH-NO 70-P-085 001⇒ CA	6PK1045 6PK923 AVX10X650 AVX10X975 MS13 VD1084

VW

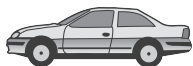


**VW**

**TRANSPORTER IV Kasten (70XA)**

					<b>CT867K1</b> <b>CT867K2</b>	CA, MTR-CODE: ABL, ⇒MTR-NO 029 319 CA, MTR-CODE: ABL, MTR-NO 029 320⇒	
2.0	07/90-04/03	AAC	62	1968	<b>CT630</b> <b>CT630K1</b> <b>CT630K1</b>	1.GEN, FOR ALT: 120A, 01/1996⇒ 1.GEN, 2.HYPD, ⇒12/1995 1.GEN, 2.GEN, ⇒12/1995 1.GEN, AC, ⇒12/1995 1.GEN, 2.GEN, 01/1996⇒ 1.GEN, AC, 01/1996⇒ 1.GEN, 01/1996⇒ PS 1.GEN, ⇒12/1995 ALT, (Bosch), FOR ALT: 90A, OE-NO 028 903 025 Q, ⇒CH-NO 70-X-075000 CA CA, MTR-CODE: AAC, ⇒01/2003 01/2003⇒, MTR-CODE: AAC, CH-NO 70-03-000 001⇒	<b>6PK1070</b> <b>6PK1460</b> <b>6PK1555</b> <b>6PK1590</b> <b>6PK1870</b> <b>6PK1900</b> <b>6PK923</b> <b>AVX10X650</b> <b>AVX10X960</b> <b>AP9004</b>
2.4 D	08/97-04/03	AJA	55	2370	<b>CT645</b> <b>CT939</b> <b>CT939K2</b> <b>CT939WP2</b>	ALT, (-AC) ALT, PS, (PTO) HYDP ALT, 2.GEN ALT, HYDP, CH-NO 70-XH126 001⇒ ALT, HYDP, ⇒CH-NO 70-XH126 000 ALT, (AC) ALT, PS, AC ONLY WITH VD1002 ONLY WITH VD1002 MTR-CODE: AJA INJP CA CA CA	<b>6PK1352</b> <b>6PK1715D1</b> <b>6PK1767</b> <b>6PK2077</b> <b>6PK2120</b> <b>6PK2130</b> <b>6PK2236</b> <b>6PK2236D1</b> <b>MS05</b> <b>MS42</b> <b>VD1002</b>
	07/90-04/98	AAB	57		<b>CT645</b> <b>CT939</b> <b>CT939K1</b> <b>CT939K2</b> <b>CT939WP1</b> <b>CT939WP2</b>	ALT, 01/1995⇒, ⇒01/1996 ALT, 01/1996⇒ ALT, (PTO), 01/1995⇒ MTR-NO AAB 424606⇒, 01/1997⇒, ALT, (PTO) 2.GEN, (PTO), 01/1996⇒ 2.HYPD, CH-NO 70-X-140 001⇒ 2.HYPD, ⇒CH-NO 70-X-140 000 AC, 01/1995⇒, CH-NO 70S071873⇒ 01/1995⇒, CH-NO 70S071873⇒, AC ALT, ⇒07/1992 ALT, (PTO), ⇒07/1992 PS, ⇒12/1994 2.HYPD, ⇒12/1994 ALT, 08/1992⇒, ⇒12/1994 ALT, (PTO), 08/1992⇒, ⇒12/1994 2.GEN, ⇒12/1994 AC, ⇒12/1994, ⇒CH-NO 70S071872 OE-NO 074105263B, ONLY WITH VD1002 OE-NO 069105263, ONLY WITH VD1002 ONLY WITH VD1002 ALT, (Bosch), FOR ALT: 90A, OE-NO 074 903 023 C, 074 903 025 C, 074 903 025 A, FOR ALT: 100A, OE-NO 074 903 025 B, 074 903 025 D, ⇒CH-NO 70-S-071871 MTR-CODE: AAB, MTR-NO 320 127⇒ INJP CA CA, ⇒MTR-NO 320 126 CA, MTR-NO 320 127⇒ CA, ⇒MTR-NO 320 126 CA, MTR-NO 320 127⇒	<b>6PK1345</b> <b>6PK1352</b> <b>6PK1715</b> <b>6PK1715D1</b> <b>6PK2077</b> <b>6PK2120</b> <b>6PK2130</b> <b>6PK2236</b> <b>6PK2236D1</b> <b>AVX10X1075</b> <b>AVX10X1150</b> <b>AVX10X865</b> <b>AVX13X1050</b> <b>AVX13X1125</b> <b>AVX13X1175</b> <b>AVX13X1275</b> <b>AVX13X1325</b> <b>MS05</b> <b>MS07</b> <b>MS42</b> <b>AP9004</b> <b>VD1002</b>
2.4 D Syncro	10/92-09/98	AAB	57	2370		ALT, 01/1995⇒, ⇒01/1996 ALT, 01/1996⇒ ALT, (PTO), 01/1995⇒ MTR-NO AAB 424606⇒, 01/1997⇒, ALT, (PTO) 2.GEN, (PTO), 01/1996⇒ 2.HYPD, CH-NO 70-X-140 001⇒ 2.HYPD, ⇒CH-NO 70-X-140 000 AC, 01/1995⇒, CH-NO 70S071873⇒ 01/1995⇒, CH-NO 70S071873⇒, AC PS, ⇒12/1994 2.HYPD, ⇒12/1994 ALT, 08/1992⇒, ⇒12/1994 ALT, (PTO), 08/1992⇒, ⇒12/1994 ALT, (PTO), 08/1992⇒, ⇒12/1994	<b>6PK1345</b> <b>6PK1352</b> <b>6PK1715</b> <b>6PK1715D1</b> <b>6PK2077</b> <b>6PK2120</b> <b>6PK2130</b> <b>6PK2236</b> <b>6PK2236D1</b> <b>AVX10X865</b> <b>AVX13X1050</b> <b>AVX13X1125</b> <b>AVX13X1175</b>





**VW**

**TRANSPORTER IV Kasten (70XA)**

					2.GEN, ⇒12/1994 AC, ⇒12/1994, ⇒CH-NO 70S071872 OE-NO 074105263B, ONLY WITH VD1002 OE-NO 069105263, ONLY WITH VD1002 ONLY WITH VD1002 ALT, (Bosch), FOR ALT: 90A, OE-NO 074 903 023 C, 074 903 025 C, 074 903 025 A, FOR ALT: 100A, OE-NO 074 903 025 B, 074 903 025 D, ⇒CH-NO 70-S-071871 MTR-CODE: AAB, MTR-NO 320 127⇒ INJP CA CA, ⇒MTR-NO 320 126 CA, MTR-NO 320 127⇒ CA, ⇒MTR-NO 320 126 CA, MTR-NO 320 127⇒	AVX13X1275 AVX13X1325 MS05 MS07 MS42 AP9004 VD1002
2.5	11/90-04/03	AAF, ACU, AEU, AEN	81	2461	ALT, (-AC), CH-NO 70-S-071 872⇒, ⇒CH- NO 70-T-200 000 ALT, (-AC), CH-NO 70-T-200 001⇒ ALT, (-AC), CH-NO 70-N-000 001⇒, ⇒CH- NO 70-S-071 871 ALT, 2.HYPD, CH-NO 70-N-000 001⇒ ALT, 2.GEN, CH-NO 70-N-00 001⇒, ⇒CH- NO 70-S-071 871 ALT, 2.GEN, CH-NO 70-S-071 872⇒, ⇒CH-NO 70-T-200 000 ALT, 2.GEN, CH-NO 70-T-200 001⇒ ALT, (AC), CH-NO 70-N-000 001⇒, ⇒CH- NO 70-S-071 872 ALT, (AC), (AUTOM), CH-NO 70-S-071 871⇒ ALT, (AC), (MANL), CH-NO 70-S-071 871⇒ ALT, ⇒CH-NO 70-M-175 000 ALT, (PTO), ⇒CH-NO 70-M-175 000 PS, ⇒CH-NO 70-M-175 000 HYDP, ⇒CH-NO 70-M-175 000 ALT, 2.GEN, ⇒CH-NO 70-M-175 000 AC, ⇒CH-NO 70-M-175 000 CA, MTR-CODE: AAF, 09/1991⇒, CH-NO 70-N-014 001⇒ CA, MTR-CODE: ACU, ⇒MTR-NO 019 149 CA, MTR-CODE: AAF, CH-NO 70-N-014 001⇒ CA, MTR-CODE: ACU, ⇒MTR-NO 019 149 CA, MTR-CODE: AAF, CH-NO 70-N-014 001⇒ CA, MTR-CODE: ACU, ⇒MTR-NO 019 149 CA, MTR-CODE: AAF, ⇒09/1991, ⇒CH- NO 70-N-014 000 CA, MTR-CODE: ACU, MTR-NO 019 150⇒ CA, MTR-CODE: AEN, AEU CA, MTR-CODE: AAF, ⇒CH-NO 70-N-014 000 CA, MTR-CODE: ACU, MTR-NO 019 150⇒, ⇒MTR-NO 048 994 CA, MTR-CODE: AEN CA, MTR-CODE: ACU, MTR-NO 048 995⇒ CA, MTR-CODE: AET, AEU, APL, AVT CA, MTR-CODE: AAF, ⇒CH-NO 70-N-014 000 CA, MTR-CODE: ACU, MTR-NO 019 150⇒, ⇒MTR-NO 048 994 CA, MTR-CODE: AEN CA, MTR-CODE: ACU, MTR-NO 048 995⇒ CA, MTR-CODE: AEU	6PK1345 6PK1352 6PK1715 6PK1767 6PK2000 6PK2060 6PK2077 6PK2130 6PK2225 6PK2236 AVX10X1075 AVX10X1133 AVX10X865 AVX13X1050 AVX13X1275 AVX13X1325
	08/96-04/03	AET, APL, AVT	85		ALT, (-AC) ALT, 2.GEN ALT, 2.HYPD, CH-NO 70-X-140 001⇒ ALT, 2.HYPD, ⇒CH-NO 70-X-140 000 ALT, (AC), (AUTOM), (Aufbau kurz) ALT, (AC), (AUTOM), (Aufbau lang) ALT, (AC), (MANL)	6PK1352 6PK2077 6PK2120 6PK2130 6PK2215 6PK2225 6PK2236
2.5 Syncro	10/92-04/03	AAF, ACU, AEU, AEN	81	2461	ALT, (-AC), CH-NO 70-S-071 872⇒, ⇒CH- NO 70-T-200 000 ALT, (-AC), CH-NO 70-T-200 001⇒	6PK1345 6PK1352



VW

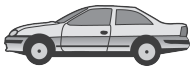


**VW**

**TRANSPORTER IV Kasten (70XA)**

					ALT, (-AC), CH-NO 70-N-000 001⇒, ⇒CH-NO 70-S-071 871	<b>6PK1715</b>
					ALT, 2.HYPD, CH-NO 70-N-000 001⇒	<b>6PK1767</b>
					ALT, 2.GEN, CH-NO 70-N-00 001⇒, ⇒CH-NO 70-S-071 871	<b>6PK2000</b>
					ALT, 2.GEN, CH-NO 70-S-071 872⇒, ⇒CH-NO 70-T-200 000	<b>6PK2060</b>
					ALT, 2.GEN, CH-NO 70-T-200 001⇒	<b>6PK2077</b>
					ALT, (AC), CH-NO 70-N-000 001⇒, ⇒CH-NO 70-S-071 872	<b>6PK2130</b>
					ALT, (AC), (AUTOM), CH-NO 70-S-071 871⇒	<b>6PK2225</b>
					ALT, (AC), (MANL), CH-NO 70-S-071 871⇒	<b>6PK2236</b>
					<b>CT755</b> CA, MTR-CODE: AAF, CH-NO 70-N-014 001⇒	
					<b>CT755</b> <b>CT755K2</b> CA, MTR-CODE: ACU, ⇒MTR-NO 019 149	
					CA, MTR-CODE: AAF, CH-NO 70-N-014 001⇒	
					<b>CT755K2</b> <b>CT755WP1</b> CA, MTR-CODE: ACU, ⇒MTR-NO 019 149	
					CA, MTR-CODE: AAF, CH-NO 70-N-014 001⇒	
					<b>CT755WP1</b> <b>CT939</b> <b>CT939K4</b> CA, MTR-CODE: ACU, ⇒MTR-NO 019 149	
					CA, MTR-CODE: AAF, CH-NO 70-N-014 001⇒	
					<b>CT939</b> <b>CT939K4</b> CA, MTR-CODE: AEN, AEU	
					CA, MTR-CODE: ACU, MTR-NO 019 150⇒	
					<b>CT939K4</b> <b>CT939K5</b> <b>CT939K5</b> <b>CT939WP4</b> CA, MTR-CODE: ACU, MTR-NO 019 150⇒, ⇒MTR-NO 048 994	
					CA, MTR-CODE: AEN	
					<b>CT939K5</b> <b>CT939K5</b> <b>CT939WP4</b> CA, MTR-CODE: ACU, MTR-NO 048 995⇒	
					CA, MTR-CODE: AET, AEU, APL, AVT	
					<b>CT939WP4</b> <b>CT939WP5</b> <b>CT939WP5</b> CA, MTR-CODE: ACU, MTR-NO 019 150⇒, ⇒MTR-NO 048 994	
					CA, MTR-CODE: AEN	
					<b>CT939WP5</b> CA, MTR-CODE: ACU, MTR-NO 048 995⇒	
08/96-04/03	AET, APL, AVT	85			ALT, (-AC)	<b>6PK1352</b>
					ALT, 2.GEN	<b>6PK2077</b>
					ALT, 2.HYPD, CH-NO 70-X-140 001⇒	<b>6PK2120</b>
					ALT, 2.HYPD, ⇒CH-NO 70-X-140 000	<b>6PK2130</b>
					ALT, (AC), (AUTOM), (Aufbau kurz)	<b>6PK2215</b>
					ALT, (AC), (AUTOM), (Aufbau lang)	<b>6PK2225</b>
					ALT, (AC), (MANL)	<b>6PK2236</b>
					CA	
					<b>CT939</b> <b>CT939K5</b> <b>CT939WP5</b> CA, MTR-CODE: AET, AEU, APL, AVT	
2.5 TDI	12/98-04/03	AJT, AYY	65	2461	ALT, (-AC), CH-NO 70-X-126 001⇒	<b>6PK1750</b>
					ALT, (-AC), CH-NO 70-X-126 001⇒	<b>6PK1750D1</b>
					ALT, (-AC), ⇒CH-NO 70-X-126 000	<b>6PK1767</b>
					ALT, (-AC), ⇒CH-NO 70-X-126 000	<b>6PK1767D1</b>
					ALT, 2.GEN, OE-NO 074 903 137 BB	<b>6PK2060</b>
					ALT, 2.GEN, OE-NO 074 903 137 AS	<b>6PK2077</b>
					ALT, 2.HYPD, CH-NO 70-X-126 001⇒	<b>6PK2120</b>
					ALT, 2.HYPD, ⇒CH-NO 70-X-126 000	<b>6PK2130</b>
					ALT, (AC), MTR-CODE: AYY	<b>6PK2215</b>
					ALT, (AC), MTR-CODE: AJT, CH-NO 70-XH132 970⇒, 70-XX133 657⇒	<b>6PK2215</b>
					ALT, (AC), MTR-CODE: AYY	<b>6PK2215D1</b>
					ALT, (AC), MTR-CODE: AJT, CH-NO 70-XH132 970⇒, 70-XX133 657⇒	<b>6PK2215D1</b>
					ALT, (AC), ⇒CH-NO 70-XH132 969, 70-XX133 656, MTR-CODE: AJT	<b>6PK2236</b>
					ALT, (AC), ⇒CH-NO 70-XH132 969, 70-XX133 656, MTR-CODE: AJT	<b>6PK2236D1</b>
					ONLY WITH VD1002	<b>MS05</b>
					ONLY WITH VD1002	<b>MS42</b>
					ALT, (Bosch), FOR ALT: 150A, OE-NO 074 903 025 S	<b>AP9033</b>
					MTR-CODE: AJT, AYY	<b>VD1002</b>
					<b>CT914</b> <b>CT914K1</b> <b>CT939</b> <b>CT939K3</b> <b>CT939WP3</b> INJP	
					INJP	
					CA	
					CA	
					CA	
09/00-04/03	AXG	111			ALT, (-AC)	<b>6PK1693</b>
					ALT, 2.GEN, (-AC)	<b>6PK2077</b>
					ALT, (2.HYDP), CH-NO 70-XH132 970⇒, 70-XX133 657⇒	<b>6PK2120</b>
					ALT, (2.HYDP), ⇒CH-NO 70-XH132 969, 70-XX133 656	<b>6PK2130</b>





**VW**

**TRANSPORTER IV Kasten (70XA)**

					ALT, (AC) ONLY WITH VD1002 MTR-CODE: AXG	6PK2170 MS42 VD1002
					CT914 CT914K1 CT939 CT939K3 CT939WP3	INJP INJP CA CA CA
	09/95-04/03	ACV, AUF, AYC	75		ALT, (-AC), MTR-CODE: ACV, AYC, CH-NO 70-XH-126 001⇒	6PK1750
					ALT, (-AC), MTR-CODE: AUF, CH-NO 70-Y-000 002⇒ MTR-CODE: ACV, AYC, ⇒CH-NO 70-XH126 001, ALT, (-AC) ALT, (-AC), MTR-CODE: AUF, CH-NO 70-Y-000 002⇒ ALT, (-AC), ⇒CH-NO 70-XH-126 000, MTR-CODE: ACV, AYC ⇒CH-NO 70-XH-126 000, ALT, (-AC), MTR-CODE: ACV, AYC ALT, 2.GEN, OE-NO 074 903 137 BB ALT, 2.GEN, OE-NO 074 903 137 AS ALT, 2.HYPD, CH-NO 70-XH-126 001⇒ ALT, 2.HYPD, ⇒CH-NO 70-XH-126 000 ALT, (AC), CH-NO 70-XH-132 970⇒, 70-XX-133 657⇒, MTR-CODE: ACV ALT, (AC), MTR-CODE: AUF, CH-NO 70-Y-000 002⇒ ALT, (AC), MTR-CODE: ACV, CH-NO 70-XH-132 970⇒, 70-XH133 657⇒ ALT, (AC), MTR-CODE: AUF, CH-NO 70-Y-000 002⇒ ALT, (AC), ⇒CH-NO 70-XH-132 969, 70-XX-133 656, MTR-CODE: ACV MTR-CODE: ACV, ⇒CH-NO 70-XH-132 969, 70-XX-133 656, ALT, (AC) ONLY WITH VD1002 ONLY WITH VD1002 ALT, CH-NO 70-1-200 001⇒, (Bosch), ALT-No: 0 124 615 006, FOR ALT: 150A MTR-CODE: AYC, AUF, ACV	6PK1750D1 6PK1750D1 6PK1767 6PK1767D1 6PK2060 6PK2077 6PK2120 6PK2130 6PK2215 6PK2215 6PK2215D1 6PK2215D1 6PK2236 6PK2236D1 MS05 MS42 AP9033 VD1002
2.5 TDI Syncro	09/95-04/03	ACV, AXL	75	2461	CT914 CT914K1 CT939 CT939K2 CT939WP2	INJP INJP CA CA CA
					ALT, (-AC), MTR-CODE: AXL ALT, (-AC), MTR-CODE: ACV, CH-NO 70-X-140 001⇒ MTR-CODE: ACV, ALT, (-AC), CH-NO 70-X-140 001⇒ ALT, (-AC), MTR-CODE: ACV, ⇒CH-NO 70-X-140 000 MTR-CODE: ACV, ⇒CH-NO 70-X-140 000, ALT, (-AC) ALT, 2.GEN, OE-NO 074 903 137 BB ALT, 2.GEN, OE-NO 074 903 137 AS ALT, 2.HYPD, CH-NO 70-X-140 001⇒ ALT, 2.HYPD, ⇒CH-NO 70-X-140 000 ALT, (AC), MTR-CODE: ACV, CH-NO 70-X-140 001⇒ ALT, (AC), MTR-CODE: AXL ALT, (AC), MTR-CODE: ACV, CH-NO 70-X-140 001⇒ ALT, (AC), MTR-CODE: AXL ALT, (AC), MTR-CODE: ACV, ⇒CH-NO 70-X-140 000 MTR-CODE: ACV, ⇒CH-NO 70-X-140 000, ALT, (AC) ONLY WITH VD1002 ONLY WITH VD1002 ALT, CH-NO 70-1-200 001⇒, (Bosch), ALT-No: 0 124 615 006, FOR ALT: 150A, MTR-CODE: ACV MTR-CODE: AYC, AUF, ACV	6PK1693 6PK1750 6PK1750D1 6PK1767 6PK1767D1 6PK2060 6PK2077 6PK2120 6PK2130 6PK2215 6PK2215 6PK2215D1 6PK2215D1 6PK2236 6PK2236D1 MS05 MS42 AP9033 VD1002



VW





**VW**

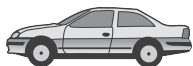
**TRANSPORTER IV Kasten (70XA)**

					<b>CT939K2</b> <b>CT939WP2</b>	CA CA	
2.8 VR6	06/00-04/03	AMV	150	2792		ALT, (AC) ALT, (-AC)	<b>7DPK1360</b> <b>7PK1280</b>
	05/96-05/00	AES	103			ALT, PS, (AC) ALT, PS, (-AC)	<b>7DPK1400</b> <b>7PK1325</b>

**TRANSPORTER IV Pritsche/Fahrgestell (70XD)**

1.8	12/90-07/92	PD	49	1781	<b>CT637</b> <b>CT637K1</b>	PS ALT CA CA	<b>AVX10X650</b> <b>AVX10X965</b>
1.9 D	07/90-12/95	1X	45	1896	<b>CT867</b> <b>CT867K1</b> <b>CT867K2</b>	ALT, (TENS DAMPER), CH-NO 70-P-000 001⇒, FOR ALT: 120A	<b>6PK1045</b>
						ALT, (-TENS DAMPER), CH-NO 70-P-000 001⇒ PS ALT, ⇒CH-NO 70-N-200 000 ONLY WITH VD1084 MTR-CODE: 1X, CH-NO 70-P-085 001⇒	<b>6PK923</b>  <b>AVX10X650</b> <b>AVX10X975</b> <b>MS13</b> <b>VD1084</b>
1.9 TD	10/92-04/03	ABL	50	1896	<b>CT867</b> <b>CT867K1</b> <b>CT867K2</b>	ALT, CH-NO 70-P-000 001⇒, (TENS DAMPER), FOR ALT: 120A	<b>6PK1045</b>
						ALT, CH-NO 70-P-000 001⇒, (-TENS DAMPER) PS ALT, ⇒CH-NO 70-N-200 000 ONLY WITH VD1084 MTR-CODE: ABL, CH-NO 70-P-085 001⇒ CA CA, MTR-CODE: ABL, ⇒MTR-NO 029 319 CA, MTR-CODE: ABL, MTR-NO 029 320⇒	<b>6PK923</b>  <b>AVX10X650</b> <b>AVX10X975</b> <b>MS13</b> <b>VD1084</b>
2.0	07/90-04/03	AAC	62	1968	<b>CT630</b> <b>CT630K1</b> <b>CT630K1</b>	1.GEN, FOR ALT: 120A, 01/1996⇒ 1.GEN, 2.HYPD, ⇒12/1995 1.GEN, 2.GEN, ⇒12/1995 1.GEN, AC, ⇒12/1995 1.GEN, 2.GEN, 01/1996⇒ 1.GEN, AC, 01/1996⇒ 1.GEN, 01/1996⇒ PS 1.GEN, ⇒12/1995 ALT, (Bosch), FOR ALT: 90A, OE-NO 028 903 025 Q, ⇒CH-NO 70-X-075000 CA CA, MTR-CODE: AAC, ⇒01/2003 01/2003⇒, MTR-CODE: AAC, CH-NO 70-03-000 001⇒	<b>6PK1070</b> <b>6PK1460</b> <b>6PK1555</b> <b>6PK1590</b> <b>6PK1870</b> <b>6PK1900</b> <b>6PK923</b> <b>AVX10X650</b> <b>AVX10X960</b> <b>AP9004</b>
2.4 D	08/97-04/03	AJA	55	2370	<b>CT645</b> <b>CT939</b> <b>CT939K2</b> <b>CT939WP2</b>	ALT, (-AC) ALT, PS, (PTO) HYDP ALT, 2.GEN ALT, HYDP, CH-NO 70-XH126 001⇒ ALT, HYDP, ⇒CH-NO 70-XH126 000 ALT, (AC) ALT, PS, AC ONLY WITH VD1002 ONLY WITH VD1002 MTR-CODE: AJA INJP CA CA CA	<b>6PK1352</b> <b>6PK1715D1</b> <b>6PK1767</b> <b>6PK2077</b> <b>6PK2120</b> <b>6PK2130</b> <b>6PK2236</b> <b>6PK2236D1</b> <b>MS05</b> <b>MS42</b> <b>VD1002</b>
	09/90-04/98	AAB	57			ALT, 01/1995⇒, ⇒01/1996 ALT, 01/1996⇒ ALT, (PTO), 01/1995⇒ MTR-NO AAB 424606⇒, 01/1997⇒, ALT, (PTO) 2.GEN, (PTO), 01/1996⇒ 2.HYPD, CH-NO 70-X-140 001⇒ 2.HYPD, ⇒CH-NO 70-X-140 000 AC, 01/1995⇒, CH-NO 70S071873⇒ 01/1995⇒, CH-NO 70S071873⇒, AC ALT, ⇒07/1992 ALT, (PTO), ⇒07/1992 PS, ⇒12/1994 2.HYPD, ⇒12/1994 ALT, 08/1992⇒, ⇒12/1994	<b>6PK1345</b> <b>6PK1352</b> <b>6PK1715</b> <b>6PK1715D1</b>  <b>6PK2077</b> <b>6PK2120</b> <b>6PK2130</b> <b>6PK2236</b> <b>6PK2236D1</b> <b>AVX10X1075</b> <b>AVX10X1150</b> <b>AVX10X865</b> <b>AVX13X1050</b> <b>AVX13X1125</b>



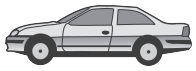


**VW**

**TRANSPORTER IV Pritsche/Fahrgestell (70XD)**

					<p>ALT, (PTO), 08/1992⇒, ⇒12/1994 2.GEN, ⇒12/1994 AC, ⇒12/1994, ⇒CH-NO 70S071872 OE-NO 074105263B, ONLY WITH VD1002 OE-NO 069105263, ONLY WITH VD1002 ONLY WITH VD1002 ALT, (Bosch), FOR ALT: 90A, OE-NO 074 903 023 C, 074 903 025 C, 074 903 025 A, FOR ALT: 100A, OE-NO 074 903 025 B, 074 903 025 D, ⇒CH-NO 70-S-071871 MTR-CODE: AAB, MTR-NO 320 127⇒</p> <p><b>CT645</b> INJP <b>CT939</b> CA <b>CT939K1</b> CA, ⇒MTR-NO 320 126 <b>CT939K2</b> CA, MTR-NO 320 127⇒ <b>CT939WP1</b> CA, ⇒MTR-NO 320 126 <b>CT939WP2</b> CA, MTR-NO 320 127⇒</p>	<p>AVX13X1175 AVX13X1275 AVX13X1325 MS05 MS07 MS42 AP9004 VD1002</p>
2.4 D Syncro	10/92-09/98	AAB	57	2370	<p>ALT, 01/1995⇒, ⇒01/1996 ALT, 01/1996⇒ ALT, (PTO), 01/1995⇒ MTR-NO AAB 424606⇒, 01/1997⇒, ALT, (PTO) 2.GEN, (PTO), 01/1996⇒ 2.HYPD, CH-NO 70-X-140 001⇒ 2.HYPD, ⇒CH-NO 70-X-140 000 AC, 01/1995⇒, CH-NO 70S071873⇒ 01/1995⇒, CH-NO 70S071873⇒, AC PS, ⇒12/1994 2.HYPD, ⇒12/1994 ALT, 08/1992⇒, ⇒12/1994 ALT, (PTO), 08/1992⇒, ⇒12/1994 2.GEN, ⇒12/1994 AC, ⇒12/1994, ⇒CH-NO 70S071872 OE-NO 074105263B, ONLY WITH VD1002 OE-NO 069105263, ONLY WITH VD1002 ONLY WITH VD1002 ALT, (Bosch), FOR ALT: 90A, OE-NO 074 903 023 C, 074 903 025 C, 074 903 025 A, FOR ALT: 100A, OE-NO 074 903 025 B, 074 903 025 D, ⇒CH-NO 70-S-071871 MTR-CODE: AAB, MTR-NO 320 127⇒</p> <p><b>CT645</b> INJP <b>CT939</b> CA <b>CT939K1</b> CA, ⇒MTR-NO 320 126 <b>CT939K2</b> CA, MTR-NO 320 127⇒ <b>CT939WP1</b> CA, ⇒MTR-NO 320 126 <b>CT939WP2</b> CA, MTR-NO 320 127⇒</p>	<p>6PK1345 6PK1352 6PK1715 6PK1715D1 6PK2077 6PK2120 6PK2130 6PK2236 6PK2236D1 AVX10X865 AVX13X1050 AVX13X1125 AVX13X1175 AVX13X1275 AVX13X1325 MS05 MS07 MS42 AP9004 VD1002</p>
2.5	11/90-04/03	AAF, ACU, AEU, AEN	81	2461	<p>ALT, (-AC), CH-NO 70-S-071 872⇒, ⇒CH-NO 70-T-200 000 ALT, (-AC), CH-NO 70-T-200 001⇒ ALT, (-AC), CH-NO 70-N-000 001⇒, ⇒CH-NO 70-S-071 871 ALT, 2.HYPD, CH-NO 70-N-000 001⇒ ALT, 2.GEN, CH-NO 70-N-00 001⇒, ⇒CH-NO 70-S-071 871 ALT, 2.GEN, CH-NO 70-S-071 872⇒, ⇒CH-NO 70-T-200 000 ALT, 2.GEN, CH-NO 70-T-200 001⇒ ALT, (AC), CH-NO 70-N-000 001⇒, ⇒CH-NO 70-S-071 872 ALT, (AC), (AUTOM), CH-NO 70-S-071 871⇒ ALT, (AC), (MANL), CH-NO 70-S-071 871⇒ ALT, ⇒CH-NO 70-M-175 000 ALT, (PTO), ⇒CH-NO 70-M-175 000 PS, ⇒CH-NO 70-M-175 000 HYDP, ⇒CH-NO 70-M-175 000 ALT, 2.GEN, ⇒CH-NO 70-M-175 000 AC, ⇒CH-NO 70-M-175 000</p> <p><b>CT755</b> CA, MTR-CODE: AAF, 09/1991⇒, CH-NO 70-N-014 001⇒ <b>CT755</b> CA, MTR-CODE: ACU, ⇒MTR-NO 019 149 <b>CT755K2</b> CA, MTR-CODE: AAF, CH-NO 70-N-014 001⇒ <b>CT755K2</b> CA, MTR-CODE: ACU, ⇒MTR-NO 019 149 <b>CT755WP1</b> CA, MTR-CODE: AAF, CH-NO 70-N-014 001⇒ <b>CT755WP1</b> CA, MTR-CODE: ACU, ⇒MTR-NO 019 149</p>	<p>6PK1345 6PK1352 6PK1715 6PK1767 6PK2000 6PK2060 6PK2077 6PK2130 6PK2225 6PK2236 AVX10X1075 AVX10X1133 AVX10X865 AVX13X1050 AVX13X1275 AVX13X1325</p>

VW

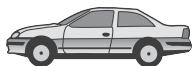


**VW**

**TRANSPORTER IV Pritsche/Fahrgestell (70XD)**

					<p><b>CT939</b> CA, MTR-CODE: AAF, ⇒09/1991, ⇒CH-NO 70-N-014 000</p> <p><b>CT939</b> CA, MTR-CODE: ACU, MTR-NO 019 150⇒</p> <p><b>CT939</b> CA, MTR-CODE: AEN, AEU</p> <p><b>CT939K1</b> CA, MTR-CODE: AAF, ⇒CH-NO 70-N-014 000</p> <p><b>CT939K4</b> CA, MTR-CODE: ACU, MTR-NO 019 150⇒, ⇒MTR-NO 048 994</p> <p><b>CT939K4</b> CA, MTR-CODE: AEN</p> <p><b>CT939K5</b> CA, MTR-CODE: ACU, MTR-NO 048 995⇒</p> <p><b>CT939K5</b> CA, MTR-CODE: AET, AEU, APL, AVT</p> <p><b>CT939WP1</b> CA, MTR-CODE: AAF, ⇒CH-NO 70-N-014 000</p> <p><b>CT939WP4</b> CA, MTR-CODE: ACU, MTR-NO 019 150⇒, ⇒MTR-NO 048 994</p> <p><b>CT939WP4</b> CA, MTR-CODE: AEN</p> <p><b>CT939WP5</b> CA, MTR-CODE: ACU, MTR-NO 048 995⇒</p> <p><b>CT939WP5</b> CA, MTR-CODE: AEU</p>	
	08/96-04/03	AET, APL, AVT	85		<p>ALT, (-AC)</p> <p>ALT, 2.GEN</p> <p>ALT, 2.HYPD, CH-NO 70-X-140 001⇒</p> <p>ALT, 2.HYPD, ⇒CH-NO 70-X-140 000</p> <p>ALT, (AC), (AUTOM), (Aufbau kurz)</p> <p>ALT, (AC), (AUTOM), (Aufbau lang)</p> <p>ALT, (AC), (MANL)</p> <p>CA</p> <p><b>CT939</b> CA, MTR-CODE: AET, AEU, APL, AVT</p> <p><b>CT939K5</b> CA, MTR-CODE: AET, AEU, APL, AVT</p> <p><b>CT939WP5</b> CA, MTR-CODE: AET, AEU, APL, AVT</p>	<p><b>6PK1352</b></p> <p><b>6PK2077</b></p> <p><b>6PK2120</b></p> <p><b>6PK2130</b></p> <p><b>6PK2215</b></p> <p><b>6PK2225</b></p> <p><b>6PK2236</b></p>
2.5 Syncro	10/92-04/03	AAF, ACU, AEU, AEN	81	2461	<p>ALT, (-AC), CH-NO 70-S-071 872⇒, ⇒CH-NO 70-T-200 000</p> <p>ALT, (-AC), CH-NO 70-T-200 001⇒</p> <p>ALT, (-AC), CH-NO 70-N-000 001⇒, ⇒CH-NO 70-S-071 871</p> <p>ALT, 2.HYPD, CH-NO 70-N-000 001⇒</p> <p>ALT, 2.GEN, CH-NO 70-N-00 001⇒, ⇒CH-NO 70-S-071 871</p> <p>ALT, 2.GEN, CH-NO 70-S-071 872⇒, ⇒CH-NO 70-T-200 000</p> <p>ALT, 2.GEN, CH-NO 70-T-200 001⇒</p> <p>ALT, (AC), CH-NO 70-N-000 001⇒, ⇒CH-NO 70-S-071 872</p> <p>ALT, (AC), (AUTOM), CH-NO 70-S-071 871⇒</p> <p>ALT, (AC), (MANL), CH-NO 70-S-071 871⇒</p> <p>CA, MTR-CODE: AAF, CH-NO 70-N-014 001⇒</p> <p>CA, MTR-CODE: ACU, ⇒MTR-NO 019 149</p> <p>CA, MTR-CODE: AAF, CH-NO 70-N-014 001⇒</p> <p>CA, MTR-CODE: ACU, ⇒MTR-NO 019 149</p> <p>CA, MTR-CODE: AAF, CH-NO 70-N-014 001⇒</p> <p>CA, MTR-CODE: ACU, ⇒MTR-NO 019 149</p> <p>CA, MTR-CODE: ACU, MTR-NO 019 150⇒</p> <p>CA, MTR-CODE: AEN, AEU</p> <p>CA, MTR-CODE: ACU, MTR-NO 019 150⇒, ⇒MTR-NO 048 994</p> <p>CA, MTR-CODE: AEN</p> <p>CA, MTR-CODE: ACU, MTR-NO 048 995⇒</p> <p>CA, MTR-CODE: AET, AEU, APL, AVT</p> <p>CA, MTR-CODE: ACU, MTR-NO 019 150⇒, ⇒MTR-NO 048 994</p> <p>CA, MTR-CODE: AEN</p> <p>CA, MTR-CODE: ACU, MTR-NO 048 995⇒</p> <p>CA, MTR-CODE: AEU</p>	<p><b>6PK1345</b></p> <p><b>6PK1352</b></p> <p><b>6PK1715</b></p> <p><b>6PK1767</b></p> <p><b>6PK2000</b></p> <p><b>6PK2060</b></p> <p><b>6PK2077</b></p> <p><b>6PK2130</b></p> <p><b>6PK2225</b></p> <p><b>6PK2236</b></p>
	08/96-04/03	AET, APL, AVT	85		<p>ALT, (-AC)</p> <p>ALT, 2.GEN</p> <p>ALT, 2.HYPD, CH-NO 70-X-140 001⇒</p> <p>ALT, 2.HYPD, ⇒CH-NO 70-X-140 000</p> <p>ALT, (AC), (AUTOM), (Aufbau kurz)</p> <p>ALT, (AC), (AUTOM), (Aufbau lang)</p> <p>ALT, (AC), (MANL)</p> <p>CA</p> <p><b>CT939</b> CA, MTR-CODE: AET, AEU, APL, AVT</p> <p><b>CT939K5</b> CA, MTR-CODE: AET, AEU, APL, AVT</p> <p><b>CT939WP5</b> CA, MTR-CODE: AET, AEU, APL, AVT</p>	<p><b>6PK1352</b></p> <p><b>6PK2077</b></p> <p><b>6PK2120</b></p> <p><b>6PK2130</b></p> <p><b>6PK2215</b></p> <p><b>6PK2225</b></p> <p><b>6PK2236</b></p>
2.5 TDI	05/98-04/03	AJT, AYY	65	2461	<p>ALT, (-AC), CH-NO 70-X-126 001⇒</p> <p>ALT, (-AC), CH-NO 70-X-126 001⇒</p> <p>ALT, (-AC), ⇒CH-NO 70-X-126 000</p>	<p><b>6PK1750</b></p> <p><b>6PK1750D1</b></p> <p><b>6PK1767</b></p>





**VW**

**TRANSPORTER IV Pritsche/Fahrgestell (70XD)**

					ALT, (-AC), ⇒CH-NO 70-X-126 000 ALT, 2.GEN, OE-NO 074 903 137 BB ALT, 2.GEN, OE-NO 074 903 137 AS ALT, 2.HYPD, CH-NO 70-X-126 001⇒ ALT, 2.HYPD, ⇒CH-NO 70-X-126 000 ALT, (AC), MTR-CODE: AYY ALT, (AC), MTR-CODE: AJT, CH-NO 70-XH132 970⇒, 70-XX133 657⇒ ALT, (AC), MTR-CODE: AYY ALT, (AC), MTR-CODE: AJT, CH-NO 70-XH132 970⇒, 70-XX133 657⇒ ALT, (AC), ⇒CH-NO 70-XH132 969, 70-XX133 656, MTR-CODE: AJT ALT, (AC), ⇒CH-NO 70-XH132 969, 70-XX133 656, MTR-CODE: AJT ONLY WITH VD1002 ONLY WITH VD1002 ALT, (Bosch), FOR ALT: 150A, OE-NO 074 903 025 S MTR-CODE: AJT, AYY INJP INJP CA CA CA	6PK1767D1 6PK2060 6PK2077 6PK2120 6PK2130 6PK2215 6PK2215 6PK2215D1 6PK2215D1 6PK2236 6PK2236D1 MS05 MS42 AP9033 VD1002
09/95-04/03	ACV, AUF, AYC	75		CT914 CT914K1 CT939 CT939K3 CT939WP3	ALT, (-AC), MTR-CODE: ACV, AYC, CH-NO 70-XH-126 001⇒ ALT, (-AC), MTR-CODE: AUF, CH-NO 70-Y-000 002⇒ MTR-CODE: ACV, AYC, ⇒CH-NO 70-XH126 001, ALT, (-AC) ALT, (-AC), MTR-CODE: AUF, CH-NO 70-Y-000 002⇒ ALT, (-AC), ⇒CH-NO 70-XH-126 000, MTR-CODE: ACV, AYC ⇒CH-NO 70-XH-126 000, ALT, (-AC), MTR-CODE: ACV, AYC ALT, 2.GEN, OE-NO 074 903 137 BB ALT, 2.GEN, OE-NO 074 903 137 AS ALT, 2.HYPD, CH-NO 70-XH-126 001⇒ ALT, 2.HYPD, ⇒CH-NO 70-XH-126 000 ALT, (AC), CH-NO 70-XH-132 970⇒, 70-XX-133 657⇒, MTR-CODE: ACV ALT, (AC), MTR-CODE: AUF, CH-NO 70-Y-000 002⇒ ALT, (AC), MTR-CODE: ACV, CH-NO 70-XH-132 970⇒, 70-XH133 657⇒ ALT, (AC), MTR-CODE: AUF, CH-NO 70-Y-000 002⇒ ALT, (AC), ⇒CH-NO 70-XH-132 969, 70-XX-133 656, MTR-CODE: ACV MTR-CODE: ACV, ⇒CH-NO 70-XH-132 969, 70-XX-133 656, ALT, (AC) ONLY WITH VD1002 ONLY WITH VD1002 ALT, CH-NO 70-1-200 001⇒, (Bosch), ALT-No: 0 124 615 006, FOR ALT: 150A MTR-CODE: AYC, AUF, ACV INJP INJP CA CA CA	6PK1750 6PK1750 6PK1750D1 6PK1750D1 6PK1767 6PK1767D1 6PK2060 6PK2077 6PK2120 6PK2130 6PK2215 6PK2215 6PK2215D1 6PK2215D1 6PK2236 6PK2236D1 MS05 MS42 AP9033 VD1002
2.5 TDI Syncro	05/98-04/03	ACV, AXL	75	2461	ALT, (-AC), MTR-CODE: AXL ALT, (-AC), MTR-CODE: ACV, CH-NO 70-X-140 001⇒ MTR-CODE: ACV, ALT, (-AC), CH-NO 70-X-140 001⇒ ALT, (-AC), MTR-CODE: ACV, ⇒CH-NO 70-X-140 000 MTR-CODE: ACV, ⇒CH-NO 70-X-140 000, ALT, (-AC) ALT, 2.GEN, OE-NO 074 903 137 BB ALT, 2.GEN, OE-NO 074 903 137 AS ALT, 2.HYPD, CH-NO 70-X-140 001⇒ ALT, 2.HYPD, ⇒CH-NO 70-X-140 000 ALT, (AC), MTR-CODE: ACV, CH-NO 70-X-140 001⇒	6PK1693 6PK1750 6PK1750D1 6PK1767 6PK1767D1 6PK2060 6PK2077 6PK2120 6PK2130 6PK2215

VW



**VW**

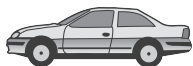
**TRANSPORTER IV Pritsche/Fahrgestell (70XD)**

					ALT, (AC), MTR-CODE: AXL ALT, (AC), MTR-CODE: ACV, CH-NO 70-X-140 001⇒ ALT, (AC), MTR-CODE: AXL ALT, (AC), MTR-CODE: ACV, ⇒CH-NO 70-X-140 000 MTR-CODE: ACV, ⇒CH-NO 70-X-140 000, ALT, (AC) ONLY WITH VD1002 ALT, CH-NO 70-1-200 001⇒, (Bosch), ALT-No: 0 124 615 006, FOR ALT: 150A MTR-CODE: AYC, AUF, ACV	6PK2215 6PK2215D1 6PK2215D1 6PK2236 6PK2236D1 MS42 AP9033 VD1002	
2.8	05/96-05/00	AES	103	2792	CT914 CT914K1 CT939 CT939K2 CT939WP2	INJP INJP CA CA CA	
2.8 VR6	06/00-04/03	AMV	150	2792		ALT, PS, (AC) ALT, PS, (-AC) ALT, (AC) ALT, (-AC)	7DPK1400 7PK1325 7DPK1360 7PK1280

**TRANSPORTER V Bus (7HB, 7HJ, 7EB, 7EJ, 7EF)**

1.9 TDI	04/03-11/09	AXC	63	1896		ALT, PS, (AC), ⇒CH-NO 7H-6H079 890 ALT, PS, (AC), ⇒CH-NO 7H-6X022 356 ALT, PS, (AC), CH-NO 7H-5-075 001⇒, ⇒CH-NO 7H-6H079 890, 7H-6X022 356 ALT, PS, (AC), CH-NO 7H-6H079 891⇒ ALT, PS, (AC), CH-NO 7H-6X022 357⇒ ALT, PS, (AC), CH-NO 7H-6H079 891⇒ ALT, PS, (AC), CH-NO 7H-6X022 357⇒ ALT, PS, (-AC), ⇒CH-NO 7H-6H079 890 ALT, PS, (-AC), ⇒CH-NO 7H-6X022 356 ALT, PS, (-AC), CH-NO 7H-6H079 891⇒ ALT, PS, (-AC), CH-NO 7H-6X022 357⇒ ONLY WITH VD1091 ONLY WITH VD1076 ALT, (Bosch), FOR ALT: 90A, OE-NO 038903023L, 038903024D, FOR ALT: 120A, OE-NO 028903028E, 038903024F, FOR ALT: 140A, OE-NO 06F903023A, 06F903023J MTR-CODE: AXB, AXC, CH-NO 7J-5-022 001⇒ MTR-CODE: AXB, AXC, ⇒CH-NO 7J-5-022 000	6DPK1195 6DPK1195 6DPK1195D1 6DPK1215 6DPK1215 6DPK1215D1 6DPK1215D1 6DPK1215D1 6PK1120 6PK1120 6PK1138 6PK1138 MS17 MS18 AP9001 VD1076 VD1091
		AXB	77		CT1028 CT1028K3 CT1028WP3	CA, WP CA, WP CA, WP	
						ALT, PS, (AC), ⇒CH-NO 7H-6H079 890 ALT, PS, (AC), ⇒CH-NO 7H-6X022 356 ALT, PS, (AC), CH-NO 7H-5-075 001⇒, ⇒CH-NO 7H-6H079 890, 7H-6X022 356 ALT, PS, (AC), CH-NO 7H-6H079 891⇒ ALT, PS, (AC), CH-NO 7H-6X022 357⇒ ALT, PS, (AC), CH-NO 7H-6H079 891⇒ ALT, PS, (AC), CH-NO 7H-6X022 357⇒ ALT, PS, (-AC), ⇒CH-NO 7H-6H079 890 ALT, PS, (-AC), ⇒CH-NO 7H-6X022 356 ALT, PS, (-AC), CH-NO 7H-6H079 891⇒ ALT, PS, (-AC), CH-NO 7H-6X022 357⇒ ONLY WITH VD1091 ONLY WITH VD1076 ALT, (Bosch), FOR ALT: 90A, OE-NO 038903023L, 038903024D, FOR ALT: 120A, OE-NO 028903028E, 038903024F, FOR ALT: 140A, OE-NO 06F903023A, 06F903023J MTR-CODE: AXB, AXC, CH-NO 7J-5-022 001⇒ MTR-CODE: AXB, AXC, ⇒CH-NO 7J-5-022 000	6DPK1195 6DPK1195 6DPK1195D1 6DPK1215 6DPK1215 6DPK1215D1 6DPK1215D1 6PK1120 6PK1120 6PK1138 6PK1138 MS17 MS18 AP9001 VD1076 VD1091
	06/06-11/09	BRS	75		CT1028 CT1028K3 CT1028WP3	CA, WP CA, WP CA, WP	
						ALT, (AC), CH-NO 7J-6-000 001⇒, 7H-6-000 001⇒, ⇒CH-NO 7J-6-050 000, 7H-6-200 000 ALT, PS, (AC)	6DPK1215 6DPK1215D1



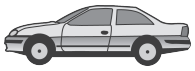


**VW**

**TRANSPORTER V Bus (7HB, 7HJ, 7EB, 7EJ, 7EF)**

					ALT, (-AC), CH-NO 7J-6-000 001⇒, 7H-6-000 001⇒, ⇒CH-NO 7J-6-050 000, 7H-6-200 000 ONLY WITH VD1091 ONLY WITH VD1076 ALT, (Bosch), FOR ALT: 90A, OE-NO 038903023L, 038903024D, FOR ALT: 120A, OE-NO 028903028E, 038903024F, FOR ALT: 140A, OE-NO 06F903023A, 06F903023J	<b>6PK1138</b>  <b>MS17</b> <b>MS18</b> <b>AP9001</b>  <b>VD1076</b>
	01/06-11/09	BRR	62		<b>CT1028</b> <b>CT1028K3</b> <b>CT1028WP3</b> CA, WP CA, WP CA, WP	
					ALT, PS, (AC) ALT, PS, (AC) ALT, PS, (-AC) ONLY WITH VD1091 ONLY WITH VD1076 ALT, (Bosch), FOR ALT: 90A, OE-NO 038903023L, 038903024D, FOR ALT: 120A, OE-NO 028903028E, 038903024F, FOR ALT: 140A, OE-NO 06F903023A, 06F903023J	<b>6DPK1215</b> <b>6DPK1215D1</b> <b>6PK1138</b> <b>MS17</b> <b>MS18</b> <b>AP9001</b>  <b>VD1076</b>
					<b>CT1028</b> <b>CT1028K3</b> <b>CT1028WP3</b> CA, WP CA, WP CA, WP	
2.0	11/03-	AXA	85	1984	ALT, PS, AC ALT, PS ALT, (Bosch), FOR ALT: 120A, OE-NO 038903024 F, FOR ALT: 140A, OE-NO 06F903023J, MTR-CODE: AXA	<b>6DPK1195</b> <b>6PK1120</b> <b>AP9001</b>  <b>VD1107</b>
					<b>CT908</b> <b>CT908K1</b> <b>CT908WP2</b> CA CA CA	
2.0 BiTDI	09/09-	CFCA	132	1968	MTR-CODE: CAAA, CAAB, CAAC, CAAE, CCHA, CCHB, CFCA, ALT, (-AC) MTR-CODE: CAAA, CAAB, CAAC, CAAE, CCHA, CCHB, CFCA, ALT, (AC) ALT, (Bosch), FOR ALT: 110A, OE-NO 06F903023L, FOR ALT: 140A, OE-NO 06F903023N, FOR ALT: 180A, OE-NO 03G903023F MTR-CODE: CAAA, CAAB, CAAC, CAAE, CCHA, CCHB, CFCA	<b>6PK1080</b>  <b>6PK1555</b>  <b>AP9022</b>  <b>VD1111</b>
					<b>CT1139</b> <b>CT1139K1</b> <b>CT1139K2</b> <b>CT1139WP4</b> <b>CT1139WP6</b> MTR-CODE: CAAA, CAAB, CAAC, CAAE, CCHA, CCHB, CFCA, CA MTR-CODE: CAAA, CAAB, CAAC, CAAE, CCHA, CCHB, CFCA, CA, ⇒11/2010 MTR-CODE: CAAA, CAAB, CAAC, CAAE, CCHA, CCHB, CFCA, CA, 12/2010⇒ MTR-CODE: CAAA, CAAB, CAAC, CAAE, CCHA, CCHB, CFCA, CA, WP, ⇒11/2010 MTR-CODE: CAAA, CAAB, CAAC, CAAE, CCHA, CCHB, CFCA, CA, WP, 12/2010⇒	
2.0 BiTDI 4motion	09/09-	CFCA	132	1968	MTR-CODE: CAAA, CAAB, CAAC, CAAE, CCHA, CCHB, CFCA, ALT, (-AC) MTR-CODE: CAAA, CAAB, CAAC, CAAE, CCHA, CCHB, CFCA, ALT, (AC) ALT, (Bosch), FOR ALT: 110A, OE-NO 06F903023L, FOR ALT: 140A, OE-NO 06F903023N, FOR ALT: 180A, OE-NO 03G903023F MTR-CODE: CAAA, CAAB, CAAC, CAAE, CCHA, CCHB, CFCA	<b>6PK1080</b>  <b>6PK1555</b>  <b>AP9022</b>  <b>VD1111</b>
					<b>CT1139</b> <b>CT1139K1</b> <b>CT1139K2</b> <b>CT1139WP4</b> <b>CT1139WP6</b> MTR-CODE: CAAA, CAAB, CAAC, CAAE, CCHA, CCHB, CFCA, CA MTR-CODE: CAAA, CAAB, CAAC, CAAE, CCHA, CCHB, CFCA, CA, ⇒11/2010 MTR-CODE: CAAA, CAAB, CAAC, CAAE, CCHA, CCHB, CFCA, CA, 12/2010⇒ MTR-CODE: CAAA, CAAB, CAAC, CAAE, CCHA, CCHB, CFCA, CA, WP, ⇒11/2010 MTR-CODE: CAAA, CAAB, CAAC, CAAE, CCHA, CCHB, CFCA, CA, WP, 12/2010⇒	
2.0 TDI	05/11-	CAAD	84	1968	ALT, (-AC)	<b>6PK1080</b>

VW



**VW**

**TRANSPORTER V Bus (7HB, 7HJ, 7EB, 7EJ, 7EF)**

↔					ALT, (AC)	<b>6PK1555</b> <b>VD1111</b>
				<b>CT1139</b> <b>CT1139K2</b> <b>CT1139WP6</b>	CA CA CA, WP	
	05/10-	CAAE, CCHB	100		MTR-CODE: CAAA, CAAB, CAAC, CAEE, CCHA, CCHB, CFCA, ALT, (-AC) MTR-CODE: CAAA, CAAB, CAAC, CAEE, CCHA, CCHB, CFCA, ALT, (AC) ALT, (Bosch), FOR ALT: 110A, OE-NO 06F903023L, FOR ALT: 140A, OE-NO 06F903023N, FOR ALT: 180A, OE-NO 03G903023F ALT, (Valeo), FOR ALT: 180A, OE-NO 03L903023Q MTR-CODE: CAAA, CAAB, CAAC, CAEE, CCHA, CCHB, CFCA	<b>6PK1080</b> <b>6PK1555</b> <b>AP9022</b> <b>AP9022</b> <b>VD1111</b>
				<b>CT1139</b> <b>CT1139K1</b> <b>CT1139K2</b> <b>CT1139WP4</b> <b>CT1139WP6</b>	MTR-CODE: CAAA, CAAB, CAAC, CAEE, CCHA, CCHB, CFCA, CA MTR-CODE: CAAA, CAAB, CAAC, CAEE, CCHA, CCHB, CFCA, CA, ⇒11/2010 MTR-CODE: CAAA, CAAB, CAAC, CAEE, CCHA, CCHB, CFCA, CA, 12/2010⇒ MTR-CODE: CAAA, CAAB, CAAC, CAEE, CCHA, CCHB, CFCA, CA, WP, ⇒11/2010 MTR-CODE: CAAA, CAAB, CAAC, CAEE, CCHA, CCHB, CFCA, CA, WP, 12/2010⇒	
	09/09-	CAAA	62		MTR-CODE: CAAA, CAAB, CAAC, CAEE, CCHA, CCHB, CFCA, ALT, (-AC) MTR-CODE: CAAA, CAAB, CAAC, CAEE, CCHA, CCHB, CFCA, ALT, (AC) ALT, (Bosch), FOR ALT: 110A, OE-NO 06F903023L, FOR ALT: 140A, OE-NO 06F903023N, FOR ALT: 180A, OE-NO 03G903023F MTR-CODE: CAAA, CAAB, CAAC, CAEE, CCHA, CCHB, CFCA	<b>6PK1080</b> <b>6PK1555</b> <b>AP9022</b> <b>VD1111</b>
				<b>CT1139</b> <b>CT1139K1</b> <b>CT1139K2</b> <b>CT1139WP4</b> <b>CT1139WP6</b>	MTR-CODE: CAAA, CAAB, CAAC, CAEE, CCHA, CCHB, CFCA, CA MTR-CODE: CAAA, CAAB, CAAC, CAEE, CCHA, CCHB, CFCA, CA, ⇒11/2010 MTR-CODE: CAAA, CAAB, CAAC, CAEE, CCHA, CCHB, CFCA, CA, 12/2010⇒ MTR-CODE: CAAA, CAAB, CAAC, CAEE, CCHA, CCHB, CFCA, CA, WP, ⇒11/2010 MTR-CODE: CAAA, CAAB, CAAC, CAEE, CCHA, CCHB, CFCA, CA, WP, 12/2010⇒	
		CAAB	75		MTR-CODE: CAAA, CAAB, CAAC, CAEE, CCHA, CCHB, CFCA, ALT, (-AC) MTR-CODE: CAAA, CAAB, CAAC, CAEE, CCHA, CCHB, CFCA, ALT, (AC) ALT, (Bosch), FOR ALT: 110A, OE-NO 06F903023L, FOR ALT: 140A, OE-NO 06F903023N, FOR ALT: 180A, OE-NO 03G903023F MTR-CODE: CAAA, CAAB, CAAC, CAEE, CCHA, CCHB, CFCA	<b>6PK1080</b> <b>6PK1555</b> <b>AP9022</b> <b>VD1111</b>
				<b>CT1139</b> <b>CT1139K1</b> <b>CT1139K2</b> <b>CT1139WP4</b> <b>CT1139WP6</b>	MTR-CODE: CAAA, CAAB, CAAC, CAEE, CCHA, CCHB, CFCA, CA MTR-CODE: CAAA, CAAB, CAAC, CAEE, CCHA, CCHB, CFCA, CA, ⇒11/2010 MTR-CODE: CAAA, CAAB, CAAC, CAEE, CCHA, CCHB, CFCA, CA, 12/2010⇒ MTR-CODE: CAAA, CAAB, CAAC, CAEE, CCHA, CCHB, CFCA, CA, WP, ⇒11/2010 MTR-CODE: CAAA, CAAB, CAAC, CAEE, CCHA, CCHB, CFCA, CA, WP, 12/2010⇒	
		CAAC, CCHA	103		MTR-CODE: CAAA, CAAB, CAAC, CAEE, CCHA, CCHB, CFCA, ALT, (-AC) MTR-CODE: CAAA, CAAB, CAAC, CAEE, CCHA, CCHB, CFCA, ALT, (AC) ALT, (Bosch), FOR ALT: 110A, OE-NO 06F903023L, FOR ALT: 140A, OE-NO 06F903023N, FOR ALT: 180A, OE-NO 03G903023F MTR-CODE: CAAA, CAAB, CAAC, CAEE, CCHA, CCHB, CFCA	<b>6PK1080</b> <b>6PK1555</b> <b>AP9022</b> <b>VD1111</b>
				<b>CT1139</b>	MTR-CODE: CAAA, CAAB, CAAC, CAEE,	





<b>VW</b>					
<b>TRANSPORTER V Bus (7HB, 7HJ, 7EB, 7EJ, 7EF)</b>					
					<b>CT1139K1</b> CCHA, CCHB, CFCA, CA MTR-CODE: CAAA, CAAB, CAAC, CAEE, CCHA, CCHB, CFCA, CA, ⇒11/2010 <b>CT1139K2</b> MTR-CODE: CAAA, CAAB, CAAC, CAEE, CCHA, CCHB, CFCA, CA, 12/2010⇒ <b>CT1139WP4</b> MTR-CODE: CAAA, CAAB, CAAC, CAEE, CCHA, CCHB, CFCA, CA, WP, ⇒11/2010 <b>CT1139WP6</b> MTR-CODE: CAAA, CAAB, CAAC, CAEE, CCHA, CCHB, CFCA, CA, WP, 12/2010⇒
2.0 TDI 4motion	05/10-	CAAE, CCHB	100	1968	MTR-CODE: CAAA, CAAB, CAAC, CAEE, CCHA, CCHB, CFCA, ALT, (-AC) MTR-CODE: CAAA, CAAB, CAAC, CAEE, CCHA, CCHB, CFCA, ALT, (AC) ALT, (Bosch), FOR ALT: 110A, OE-NO 06F903023L, FOR ALT: 140A, OE-NO 06F903023N, FOR ALT: 180A, OE-NO 03G903023F ALT, (Valeo), FOR ALT: 180A, OE-NO 03L903023Q MTR-CODE: CAAA, CAAB, CAAC, CAEE, CCHA, CCHB, CFCA <b>6PK1080</b> <b>6PK1555</b> <b>AP9022</b> <b>AP9022</b> <b>VD1111</b> <b>CT1139</b> MTR-CODE: CAAA, CAAB, CAAC, CAEE, CCHA, CCHB, CFCA, CA <b>CT1139K1</b> MTR-CODE: CAAA, CAAB, CAAC, CAEE, CCHA, CCHB, CFCA, CA, ⇒11/2010 <b>CT1139K2</b> MTR-CODE: CAAA, CAAB, CAAC, CAEE, CCHA, CCHB, CFCA, CA, 12/2010⇒ <b>CT1139WP4</b> MTR-CODE: CAAA, CAAB, CAAC, CAEE, CCHA, CCHB, CFCA, CA, WP, ⇒11/2010 <b>CT1139WP6</b> MTR-CODE: CAAA, CAAB, CAAC, CAEE, CCHA, CCHB, CFCA, CA, WP, 12/2010⇒
	09/09-	CAAC, CCHA	103		MTR-CODE: CAAA, CAAB, CAAC, CAEE, CCHA, CCHB, CFCA, ALT, (-AC) MTR-CODE: CAAA, CAAB, CAAC, CAEE, CCHA, CCHB, CFCA, ALT, (AC) ALT, (Bosch), FOR ALT: 110A, OE-NO 06F903023L, FOR ALT: 140A, OE-NO 06F903023N, FOR ALT: 180A, OE-NO 03G903023F MTR-CODE: CAAA, CAAB, CAAC, CAEE, CCHA, CCHB, CFCA <b>6PK1080</b> <b>6PK1555</b> <b>AP9022</b> <b>VD1111</b> <b>CT1139</b> MTR-CODE: CAAA, CAAB, CAAC, CAEE, CCHA, CCHB, CFCA, CA <b>CT1139K1</b> MTR-CODE: CAAA, CAAB, CAAC, CAEE, CCHA, CCHB, CFCA, CA, ⇒11/2010 <b>CT1139K2</b> MTR-CODE: CAAA, CAAB, CAAC, CAEE, CCHA, CCHB, CFCA, CA, 12/2010⇒ <b>CT1139WP4</b> MTR-CODE: CAAA, CAAB, CAAC, CAEE, CCHA, CCHB, CFCA, CA, WP, ⇒11/2010 <b>CT1139WP6</b> MTR-CODE: CAAA, CAAB, CAAC, CAEE, CCHA, CCHB, CFCA, CA, WP, 12/2010⇒
2.0 TSI	05/11-	CJKA	150	1984	ALT, (-AC) ALT, (AC) <b>CT1143</b> WP <b>6PK1185</b> <b>6PK1580</b>
2.0 TSI 4motion	07/11-	CJKA	150	1984	ALT, (-AC) ALT, (AC) <b>CT1143</b> WP <b>6PK1185</b> <b>6PK1580</b>
2.5 TDI	04/03-11/09	AXD, BNZ	96	2461	ALT, (Bosch), FOR ALT: 150A, OE-NO 070 903 024 A, 070 903 024 F, FOR ALT: 180A, OE-NO 070 903 024, 070 903 024 B AC <b>AP9030</b> AC <b>AP9030</b> AC <b>AP9030</b>
		AXE, BPC	128		ALT, (Bosch), FOR ALT: 150A, OE-NO 070 903 024 A, 070 903 024 F, FOR ALT: 180A, OE-NO 070 903 024, 070 903 024 B AC <b>AP9030</b>
2.5 TDi	11/03-11/09	BLJ	120	2461	ALT, (Bosch), FOR ALT: 150A, OE-NO 070 903 024 A, FOR ALT: 180A, OE-NO 070 903 024, 070 903 024 B AC <b>AP9030</b> AC <b>AP9030</b>
2.5 TDI 4motion	07/04-11/09	AXD, BNZ	96	2461	ALT, (Bosch), FOR ALT: 150A, OE-NO 070 903 024 A, 070 903 024 F, FOR ALT: 180A, OE-NO 070 903 024, 070 903 024 B AC <b>AP9030</b> AC <b>AP9030</b>
		AXE, BPC	128		ALT, (Bosch), FOR ALT: 150A, OE-NO 070 903 024 A, 070 903 024 F, FOR ALT: 180A, OE-NO 070 903 024, 070 903 024 B AC <b>AP9030</b>
3.2 4motion	11/03-06/06	BDL	170	3189	CH-NO 7J-4-000 001⇒, ⇒CH-NO 7J-4-050 <b>AP9001</b>

**VW**





**VW**

**TRANSPORTER V Bus (7HB, 7HJ, 7EB, 7EJ, 7EF)**

					000, ALT, (Bosch), FOR ALT: 120A, OE-NO 028 903 028 E, 038 903 024 F, FOR ALT: 150A, OE-NO 021 903 026 A, 022 903 028 A, FOR ALT: 180A, OE-NO 021 903 026 G, 022 903 028 B	
3.2 V6	02/04-06/04	BDL	170	3189	ALT, PS, AC ALT, PS CH-NO 7J-4-000 001⇒, ⇒CH-NO 7J-4-050 000, ALT, (Bosch), FOR ALT: 120A, OE-NO 028 903 028 E, 038 903 024 F, FOR ALT: 150A, OE-NO 021 903 026 A, 022 903 028 A, FOR ALT: 180A, OE-NO 021 903 026 G, 022 903 028 B	<b>6DPK1320</b> <b>6PK1264</b> <b>AP9001</b>
	02/04-11/09	BKK, CFLA	173		ALT, (AC) ALT, (-AC) ALT, (Bosch), FOR ALT: 120A, OE-NO 028 903 028 E, 038 903 024 F, FOR ALT: 150A, OE-NO 021 903 026 A, 022 903 028 A, FOR ALT: 180A, OE-NO 021 903 026 G, 022 903 028 B	<b>6DPK1320</b> <b>6PK1264</b> <b>AP9001</b>
3.2 V6 4motion	11/03-11/09	BKK, CFLA	173	3189	ALT, (AC) ALT, (-AC) ALT, (Bosch), FOR ALT: 120A, OE-NO 028 903 028 E, 038 903 024 F, FOR ALT: 150A, OE-NO 021 903 026 A, 022 903 028 A, FOR ALT: 180A, OE-NO 021 903 026 G, 022 903 028 B	<b>6DPK1320</b> <b>6PK1264</b> <b>AP9001</b>

**TRANSPORTER V Kasten (7HA, 7HH, 7EA, 7EH)**

1.9 TDI	04/03-11/09	AXC	63	1896	ALT, PS, (AC), ⇒CH-NO 7H-6H079 890 ALT, PS, (AC), ⇒CH-NO 7H-6X022 356 ALT, PS, (AC), CH-NO 7H-5-075 001⇒, ⇒CH-NO 7H-6H079 890, 7H-6X022 356 ALT, PS, (AC), CH-NO 7H-6H079 891⇒ ALT, PS, (AC), CH-NO 7H-6X022 357⇒ ALT, PS, (AC), CH-NO 7H-6H079 891⇒ ALT, PS, (AC), CH-NO 7H-6X022 357⇒ ALT, PS, (-AC), ⇒CH-NO 7H-6H079 890 ALT, PS, (-AC), ⇒CH-NO 7H-6X022 356 ALT, PS, (-AC), CH-NO 7H-6H079 891⇒ ALT, PS, (-AC), CH-NO 7H-6X022 357⇒ ONLY WITH VD1091 ONLY WITH VD1076 ALT, (Bosch), FOR ALT: 90A, OE-NO 038903023L, 038903024D, FOR ALT: 120A, OE-NO 028903028E, 038903024F, FOR ALT: 140A, OE-NO 06F903023A, 06F903023J MTR-CODE: AXB, AXC, CH-NO 7J-5-022 001⇒ MTR-CODE: AXB, AXC, ⇒CH-NO 7J-5-022 000	<b>6DPK1195</b> <b>6DPK1195</b> <b>6DPK1195D1</b>  <b>6DPK1215</b> <b>6DPK1215</b> <b>6DPK1215D1</b> <b>6DPK1215D1</b> <b>6PK1120</b> <b>6PK1120</b> <b>6PK1138</b> <b>6PK1138</b> <b>MS17</b> <b>MS18</b> <b>AP9001</b>  <b>VD1076</b> <b>VD1091</b>
					<b>CT1028</b> <b>CT1028K3</b> <b>CT1028WP3</b> CA, WP CA, WP CA, WP	
		AXB	77		ALT, PS, (AC), ⇒CH-NO 7H-6H079 890 ALT, PS, (AC), ⇒CH-NO 7H-6X022 356 ALT, PS, (AC), CH-NO 7H-5-075 001⇒, ⇒CH-NO 7H-6H079 890, 7H-6X022 356 ALT, PS, (AC), CH-NO 7H-6H079 891⇒ ALT, PS, (AC), CH-NO 7H-6X022 357⇒ ALT, PS, (AC), CH-NO 7H-6H079 891⇒ ALT, PS, (AC), CH-NO 7H-6X022 357⇒ ALT, PS, (-AC), ⇒CH-NO 7H-6H079 890 ALT, PS, (-AC), ⇒CH-NO 7H-6X022 356 ALT, PS, (-AC), CH-NO 7H-6H079 891⇒ ALT, PS, (-AC), CH-NO 7H-6X022 357⇒ ONLY WITH VD1091 ONLY WITH VD1076 ALT, (Bosch), FOR ALT: 90A, OE-NO 038903023L, 038903024D, FOR ALT: 120A, OE-NO 028903028E, 038903024F, FOR ALT: 140A, OE-NO 06F903023A, 06F903023J MTR-CODE: AXB, AXC, CH-NO 7J-5-022 001⇒ MTR-CODE: AXB, AXC, ⇒CH-NO 7J-5-022 000	<b>6DPK1195</b> <b>6DPK1195</b> <b>6DPK1195D1</b>  <b>6DPK1215</b> <b>6DPK1215</b> <b>6DPK1215D1</b> <b>6DPK1215D1</b> <b>6PK1120</b> <b>6PK1120</b> <b>6PK1138</b> <b>6PK1138</b> <b>MS17</b> <b>MS18</b> <b>AP9001</b>  <b>VD1076</b> <b>VD1091</b>
					<b>CT1028</b> CA, WP	



<b>VW</b>						
<b>TRANSPORTER V Kasten (7HA, 7HH, 7EA, 7EH)</b>						
	06/06-11/09	BRS	75		<b>CT1028K3</b> CA, WP <b>CT1028WP3</b> CA, WP	<b>6DPK1215</b> <b>6DPK1215D1</b> <b>6PK1138</b> <b>MS17</b> <b>MS18</b> <b>AP9001</b>
					<b>CT1028</b> CA, WP <b>CT1028K3</b> CA, WP <b>CT1028WP3</b> CA, WP	<b>VD1076</b>
	01/06-11/09	BRR	62		ALT, PS, (AC) ALT, PS, (AC) ALT, PS, (-AC) ONLY WITH VD1091 ONLY WITH VD1076 ALT, (Bosch), FOR ALT: 90A, OE-NO 038903023L, 038903024D, FOR ALT: 120A, OE-NO 028903028E, 038903024F, FOR ALT: 140A, OE-NO 06F903023A, 06F903023J	<b>6DPK1215</b> <b>6DPK1215D1</b> <b>6PK1138</b> <b>MS17</b> <b>MS18</b> <b>AP9001</b>
					<b>CT1028</b> CA, WP <b>CT1028K3</b> CA, WP <b>CT1028WP3</b> CA, WP	<b>VD1076</b>
2.0	11/03-	AXA	85	1984	ALT, PS, AC ALT, PS ALT, (Bosch), FOR ALT: 120A, OE-NO 038903024 F, FOR ALT: 140A, OE-NO 06F903023J, MTR-CODE: AXA	<b>6DPK1195</b> <b>6PK1120</b> <b>AP9001</b>
					<b>CT908</b> CA <b>CT908K1</b> CA <b>CT908WP2</b> CA	<b>VD1107</b>
2.0 BiTDI	09/09-	CFCA	132	1968	MTR-CODE: CAAA, CAAB, CAAC, CAAE, CCHA, CCHB, CFCA, ALT, (-AC) MTR-CODE: CAAA, CAAB, CAAC, CAAE, CCHA, CCHB, CFCA, ALT, (AC) ALT, (Bosch), FOR ALT: 110A, OE-NO 06F903023L, FOR ALT: 140A, OE-NO 06F903023N, FOR ALT: 180A, OE-NO 03G903023F	<b>6PK1080</b> <b>6PK1555</b> <b>AP9022</b>
					<b>CT1139</b> MTR-CODE: CAAA, CAAB, CAAC, CAAE, CCHA, CCHB, CFCA, CA <b>CT1139K1</b> MTR-CODE: CAAA, CAAB, CAAC, CAAE, CCHA, CCHB, CFCA, CA, ⇒11/2010 <b>CT1139K2</b> MTR-CODE: CAAA, CAAB, CAAC, CAAE, CCHA, CCHB, CFCA, CA, 12/2010⇒ <b>CT1139WP4</b> MTR-CODE: CAAA, CAAB, CAAC, CAAE, CCHA, CCHB, CFCA, CA, WP, ⇒11/2010 <b>CT1139WP6</b> MTR-CODE: CAAA, CAAB, CAAC, CAAE, CCHA, CCHB, CFCA, CA, WP, 12/2010⇒	<b>VD1111</b>
2.0 BiTDI 4motion	09/09-	CFCA	132	1968	MTR-CODE: CAAA, CAAB, CAAC, CAAE, CCHA, CCHB, CFCA, ALT, (-AC) MTR-CODE: CAAA, CAAB, CAAC, CAAE, CCHA, CCHB, CFCA, ALT, (AC) ALT, (Bosch), FOR ALT: 110A, OE-NO 06F903023L, FOR ALT: 140A, OE-NO 06F903023N, FOR ALT: 180A, OE-NO 03G903023F	<b>6PK1080</b> <b>6PK1555</b> <b>AP9022</b>
					<b>CT1139</b> MTR-CODE: CAAA, CAAB, CAAC, CAAE, CCHA, CCHB, CFCA, CA <b>CT1139K1</b> MTR-CODE: CAAA, CAAB, CAAC, CAAE, CCHA, CCHB, CFCA, CA, ⇒11/2010 <b>CT1139K2</b> MTR-CODE: CAAA, CAAB, CAAC, CAAE, CCHA, CCHB, CFCA, CA, 12/2010⇒ <b>CT1139WP4</b> MTR-CODE: CAAA, CAAB, CAAC, CAAE, CCHA, CCHB, CFCA, CA, WP, ⇒11/2010 <b>CT1139WP6</b> MTR-CODE: CAAA, CAAB, CAAC, CAAE,	<b>VD1111</b>

**VW**



**VW**

**TRANSPORTER V Kasten (7HA, 7HH, 7EA, 7EH)**

↙	2.0 TDI	05/11-	CAAD	84	1968	CCHA, CCHB, CFCA, CA, WP, 12/2010⇒ ALT, (-AC) ALT, (AC)	6PK1080 6PK1555 VD1111
						CA CA CA, WP	
		09/09-	CAAA	62		MTR-CODE: CAAA, CAAB, CAAC, CAEE, CCHA, CCHB, CFCA, ALT, (-AC) MTR-CODE: CAAA, CAAB, CAAC, CAEE, CCHA, CCHB, CFCA, ALT, (AC) ALT, (Bosch), FOR ALT: 110A, OE-NO 06F903023L, FOR ALT: 140A, OE-NO 06F903023N, FOR ALT: 180A, OE-NO 03G903023F MTR-CODE: CAAA, CAAB, CAAC, CAEE, CCHA, CCHB, CFCA	6PK1080 6PK1555 AP9022 VD1111
						CT1139 CT1139K1 CT1139K2 CT1139WP4 CT1139WP6	
			CAAB	75		MTR-CODE: CAAA, CAAB, CAAC, CAEE, CCHA, CCHB, CFCA, ALT, (-AC) MTR-CODE: CAAA, CAAB, CAAC, CAEE, CCHA, CCHB, CFCA, ALT, (AC) ALT, (Bosch), FOR ALT: 110A, OE-NO 06F903023L, FOR ALT: 140A, OE-NO 06F903023N, FOR ALT: 180A, OE-NO 03G903023F MTR-CODE: CAAA, CAAB, CAAC, CAEE, CCHA, CCHB, CFCA	6PK1080 6PK1555 AP9022 VD1111
						CT1139 CT1139K1 CT1139K2 CT1139WP4 CT1139WP6	
		CAAC, CCHA	103			MTR-CODE: CAAA, CAAB, CAAC, CAEE, CCHA, CCHB, CFCA, ALT, (-AC) MTR-CODE: CAAA, CAAB, CAAC, CAEE, CCHA, CCHB, CFCA, ALT, (AC) ALT, (Bosch), FOR ALT: 110A, OE-NO 06F903023L, FOR ALT: 140A, OE-NO 06F903023N, FOR ALT: 180A, OE-NO 03G903023F MTR-CODE: CAAA, CAAB, CAAC, CAEE, CCHA, CCHB, CFCA	6PK1080 6PK1555 AP9022 VD1111
						CT1139 CT1139K1 CT1139K2 CT1139WP4 CT1139WP6	
	2.0 TDI 4motion	09/09-	CAAC, CCHA	103	1968	MTR-CODE: CAAA, CAAB, CAAC, CAEE, CCHA, CCHB, CFCA, ALT, (-AC) MTR-CODE: CAAA, CAAB, CAAC, CAEE, CCHA, CCHB, CFCA, ALT, (AC) ALT, (Bosch), FOR ALT: 110A, OE-NO 06F903023L, FOR ALT: 140A, OE-NO 06F903023N, FOR ALT: 180A, OE-NO 03G903023F MTR-CODE: CAAA, CAAB, CAAC, CAEE, CCHA, CCHB, CFCA	6PK1080 6PK1555 AP9022 VD1111
						CT1139	





<b>VW</b>							
<b>TRANSPORTER V Kasten (7HA, 7HH, 7EA, 7EH)</b>							
					<b>CT1139K1</b> <b>CT1139K2</b> <b>CT1139WP4</b> <b>CT1139WP6</b>	CCHA, CCHB, CFCA, CA MTR-CODE: CAAA, CAAB, CAAC, CAEE, CCHA, CCHB, CFCA, CA, ⇒11/2010 MTR-CODE: CAAA, CAAB, CAAC, CAEE, CCHA, CCHB, CFCA, CA, 12/2010⇒ MTR-CODE: CAAA, CAAB, CAAC, CAEE, CCHA, CCHB, CFCA, CA, WP, ⇒11/2010 MTR-CODE: CAAA, CAAB, CAAC, CAEE, CCHA, CCHB, CFCA, CA, WP, 12/2010⇒	
2.0 TSI	05/11-	CJKA	150	1984	<b>CT1143</b> <b>CT1143</b>	ALT, (-AC) ALT, (AC) WP ALT, (-AC) ALT, (AC) WP	<b>6PK1185</b> <b>6PK1580</b> <b>6PK1185</b> <b>6PK1580</b>
2.0 TSI 4motion	07/11-	CJKA	150	1984	<b>CT1143</b> <b>CT1143</b>	ALT, (Bosch), FOR ALT: 150A, OE-NO 070 903 024 A, 070 903 024 F, FOR ALT: 180A, OE-NO 070 903 024, 070 903 024 B AC ALT, (Bosch), FOR ALT: 150A, OE-NO 070 903 024 A, 070 903 024 F, FOR ALT: 180A, OE-NO 070 903 024, 070 903 024 B AC	<b>AP9030</b> <b>AP9030</b>
2.5 TDI	04/03-11/09	AXD, BNZ	96	2461		ALT, (Bosch), FOR ALT: 150A, OE-NO 070 903 024 A, 070 903 024 F, FOR ALT: 180A, OE-NO 070 903 024, 070 903 024 B AC ALT, (Bosch), FOR ALT: 150A, OE-NO 070 903 024 A, 070 903 024 F, FOR ALT: 180A, OE-NO 070 903 024, 070 903 024 B AC	<b>AP9030</b> <b>AP9030</b> <b>AP9030</b>
		AXE, BPC	128			ALT, (Bosch), FOR ALT: 150A, OE-NO 070 903 024 A, 070 903 024 F, FOR ALT: 180A, OE-NO 070 903 024, 070 903 024 B AC	<b>AP9030</b>
2.5 TDI 4motion	07/04-11/09	AXD, BNZ	96	2461		ALT, (Bosch), FOR ALT: 150A, OE-NO 070 903 024 A, 070 903 024 F, FOR ALT: 180A, OE-NO 070 903 024, 070 903 024 B AC ALT, (Bosch), FOR ALT: 150A, OE-NO 070 903 024 A, 070 903 024 F, FOR ALT: 180A, OE-NO 070 903 024, 070 903 024 B AC	<b>AP9030</b> <b>AP9030</b>
		AXE, BPC	128			ALT, (Bosch), FOR ALT: 150A, OE-NO 070 903 024 A, 070 903 024 F, FOR ALT: 180A, OE-NO 070 903 024, 070 903 024 B AC	<b>AP9030</b>
3.2 4motion	11/03-06/06	BDL	170	3189		CH-NO 7J-4-000 001⇒, ⇒CH-NO 7J-4-050 000, ALT, (Bosch), FOR ALT: 120A, OE-NO 028 903 028 E, 038 903 024 F, FOR ALT: 150A, OE-NO 021 903 026 A, 022 903 028 A, FOR ALT: 180A, OE-NO 021 903 026 G, 022 903 028 B	<b>AP9001</b>
	11/03-11/09	BKK, CFLA	173			ALT, (AC) ALT, (-AC) ALT, (Bosch), FOR ALT: 120A, OE-NO 028 903 028 E, 038 903 024 F, FOR ALT: 150A, OE-NO 021 903 026 A, 022 903 028 A, FOR ALT: 180A, OE-NO 021 903 026 G, 022 903 028 B	<b>6DPK1320</b> <b>6PK1264</b> <b>AP9001</b>
3.2 V6	04/03-06/04	BDL	170	3189		ALT, PS, AC ALT, PS CH-NO 7J-4-000 001⇒, ⇒CH-NO 7J-4-050 000, ALT, (Bosch), FOR ALT: 120A, OE-NO 028 903 028 E, 038 903 024 F, FOR ALT: 150A, OE-NO 021 903 026 A, 022 903 028 A, FOR ALT: 180A, OE-NO 021 903 026 G, 022 903 028 B	<b>6DPK1320</b> <b>6PK1264</b> <b>AP9001</b>
	02/04-11/09	BKK, CFLA	173			ALT, (AC) ALT, (-AC) ALT, (Bosch), FOR ALT: 120A, OE-NO 028 903 028 E, 038 903 024 F, FOR ALT: 150A, OE-NO 021 903 026 A, 022 903 028 A, FOR ALT: 180A, OE-NO 021 903 026 G, 022 903 028 B	<b>6DPK1320</b> <b>6PK1264</b> <b>AP9001</b>
<b>TRANSPORTER V Pritsche/Fahrgestell (7JD, 7JE, 7JL, 7JY, 7JZ,</b>							
1.9 TDI	04/03-11/09	AXC	63	1896		ALT, PS, (AC), ⇒CH-NO 7J-6-022 356 ALT, PS, (AC), CH-NO 7J-5-022 001⇒, ⇒CH-NO 7J-6-022 356 ALT, PS, (AC), CH-NO 7J-6-022 357⇒ ALT, PS, (AC), CH-NO 7J-6-022 357⇒ ALT, PS, (-AC), ⇒CH-NO 7J-6-022 356 ALT, PS, (-AC), CH-NO 7J-6-022 357⇒ ONLY WITH VD1091 ONLY WITH VD1076 ALT, (Bosch), FOR ALT: 90A, OE-NO 038903023L, 038903024D, FOR ALT: 120A, OE-NO 028903028E, 038903024F, FOR ALT: 140A, OE-NO 06F903023A, 06F903023J MTR-CODE: AXB, AXC, CH-NO 7J-5-022 001⇒ MTR-CODE: AXB, AXC, ⇒CH-NO 7J-5- 022 000	<b>6DPK1195</b> <b>6DPK1195D1</b> <b>6DPK1215</b> <b>6DPK1215D1</b> <b>6PK1120</b> <b>6PK1138</b> <b>MS17</b> <b>MS18</b> <b>AP9001</b> <b>VD1076</b> <b>VD1091</b>

**VW**

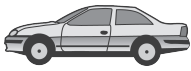


**VW**

**TRANSPORTER V Pritsche/Fahrgestell (7JD, 7JE, 7JL, 7JY, 7JZ,**

					CT1028 CT1028K3 CT1028WP3	CA, WP CA, WP CA, WP	
		AXB	77			ALT, PS, (AC), ⇒CH-NO 7H-6H079 890 ALT, PS, (AC), ⇒CH-NO 7H-6X022 356 ALT, PS, (AC), CH-NO 7H-5-075 001⇒, ⇒CH-NO 7H-6H079 890, 7H-6X022 356 ALT, PS, (AC), CH-NO 7H-6H079 891⇒ ALT, PS, (AC), CH-NO 7H-6X022 357⇒ ALT, PS, (AC), CH-NO 7H-6H079 891⇒ ALT, PS, (AC), CH-NO 7H-6X022 357⇒ ALT, PS, (-AC), ⇒CH-NO 7H-6H079 890 ALT, PS, (-AC), ⇒CH-NO 7H-6X022 356 ALT, PS, (-AC), CH-NO 7H-6H079 891⇒ ALT, PS, (-AC), CH-NO 7H-6X022 357⇒ ONLY WITH VD1091 ONLY WITH VD1076 ALT, (Bosch), FOR ALT: 90A, OE-NO 038903023L, 038903024D, FOR ALT: 120A, OE-NO 028903028E, 038903024F, FOR ALT: 140A, OE-NO 06F903023A, 06F903023J MTR-CODE: AXB, AXC, CH-NO 7J-5-022 001⇒ MTR-CODE: AXB, AXC, ⇒CH-NO 7J-5- 022 000	6DPK1195 6DPK1195 6DPK1195D1  6DPK1215 6DPK1215 6DPK1215D1 6DPK1215D1 6PK1120 6PK1120 6PK1138 6PK1138 MS17 MS18 AP9001  VD1076 VD1091
	06/06-11/09	BRS	75		CT1028 CT1028K3 CT1028WP3	CA, WP CA, WP CA, WP	ALT, PS, (AC) ALT, PS, (AC) ALT, PS, (-AC) ONLY WITH VD1091 ONLY WITH VD1076 ALT, (Bosch), FOR ALT: 90A, OE-NO 038903023L, 038903024D, FOR ALT: 120A, OE-NO 028903028E, 038903024F, FOR ALT: 140A, OE-NO 06F903023A, 06F903023J VD1076
	01/06-11/09	BRR	62		CT1028 CT1028K3 CT1028WP3	CA, WP CA, WP CA, WP	ALT, PS, (AC) ALT, PS, (AC) ALT, PS, (-AC) ONLY WITH VD1091 ONLY WITH VD1076 ALT, (Bosch), FOR ALT: 90A, OE-NO 038903023L, 038903024D, FOR ALT: 120A, OE-NO 028903028E, 038903024F, FOR ALT: 140A, OE-NO 06F903023A, 06F903023J VD1076
2.0	11/03-	AXA	85	1984		ALT, PS, AC ALT, PS ALT, (Bosch), FOR ALT: 120A, OE-NO 038 903 024 F, FOR ALT: 140A, OE-NO 06F903023J, MTR-CODE: AXA VD1107	6DPK1195 6PK1120 AP9001  VD1107
2.0 BITDI	09/09-	CFCA	132	1968	CT908 CT908K1 CT908WP2	CA CA CA	MTR-CODE: CAAA, CAAB, CAAC, CAEE, CCHA, CCHB, CFCA, ALT, (-AC) MTR-CODE: CAAA, CAAB, CAAC, CAEE, CCHA, CCHB, CFCA, ALT, (AC) ALT, (Bosch), FOR ALT: 110A, OE-NO 06F903023L, FOR ALT: 140A, OE-NO 06F903023N, FOR ALT: 180A, OE-NO 03G903023F MTR-CODE: CAAA, CAAB, CAAC, CAEE, CCHA, CCHB, CFCA VD1111
					CT1139	MTR-CODE: CAAA, CAAB, CAAC, CAEE, CCHA, CCHB, CFCA, CA	6PK1080 6PK1555 AP9022  VD1111





**VW**

**TRANSPORTER V Pritsche/Fahrgestell (7JD, 7JE, 7JL, 7JY, 7JZ,**

					<p><b>CT1139K1</b> MTR-CODE: CAAA, CAAB, CAAC, CAAE, CCHA, CCHB, CFCA, CA, ⇒11/2010</p> <p><b>CT1139K2</b> MTR-CODE: CAAA, CAAB, CAAC, CAAE, CCHA, CCHB, CFCA, CA, 12/2010⇒</p> <p><b>CT1139WP4</b> MTR-CODE: CAAA, CAAB, CAAC, CAAE, CCHA, CCHB, CFCA, CA, WP, ⇒11/2010</p> <p><b>CT1139WP6</b> MTR-CODE: CAAA, CAAB, CAAC, CAAE, CCHA, CCHB, CFCA, CA, WP, 12/2010⇒</p>	
2.0 BitDI 4motion	09/09-	CFCA	132	1968	<p>MTR-CODE: CAAA, CAAB, CAAC, CAAE, CCHA, CCHB, CFCA, ALT, (-AC)</p> <p>MTR-CODE: CAAA, CAAB, CAAC, CAAE, CCHA, CCHB, CFCA, ALT, (AC)</p> <p>ALT, (Bosch), FOR ALT: 110A, OE-NO 06F903023L, FOR ALT: 140A, OE-NO 06F903023N, FOR ALT: 180A, OE-NO 03G903023F</p> <p>MTR-CODE: CAAA, CAAB, CAAC, CAAE, CCHA, CCHB, CFCA</p> <p><b>CT1139</b> MTR-CODE: CAAA, CAAB, CAAC, CAAE, CCHA, CCHB, CFCA, CA</p> <p><b>CT1139K1</b> MTR-CODE: CAAA, CAAB, CAAC, CAAE, CCHA, CCHB, CFCA, CA, ⇒11/2010</p> <p><b>CT1139K2</b> MTR-CODE: CAAA, CAAB, CAAC, CAAE, CCHA, CCHB, CFCA, CA, 12/2010⇒</p> <p><b>CT1139WP4</b> MTR-CODE: CAAA, CAAB, CAAC, CAAE, CCHA, CCHB, CFCA, CA, WP, ⇒11/2010</p> <p><b>CT1139WP6</b> MTR-CODE: CAAA, CAAB, CAAC, CAAE, CCHA, CCHB, CFCA, CA, WP, 12/2010⇒</p>	<p><b>6PK1080</b></p> <p><b>6PK1555</b></p> <p><b>AP9022</b></p> <p><b>VD1111</b></p>
2.0 TDI	05/11-	CAAD	84	1968	<p>ALT, (-AC)</p> <p>ALT, (AC)</p>	<p><b>6PK1080</b></p> <p><b>6PK1555</b></p> <p><b>VD1111</b></p>
					<p>CA</p> <p>CA</p> <p>CA, WP</p>	
	09/09-	CAAA	62		<p>MTR-CODE: CAAA, CAAB, CAAC, CAAE, CCHA, CCHB, CFCA, ALT, (-AC)</p> <p>MTR-CODE: CAAA, CAAB, CAAC, CAAE, CCHA, CCHB, CFCA, ALT, (AC)</p> <p>ALT, (Bosch), FOR ALT: 110A, OE-NO 06F903023L, FOR ALT: 140A, OE-NO 06F903023N, FOR ALT: 180A, OE-NO 03G903023F</p> <p>MTR-CODE: CAAA, CAAB, CAAC, CAAE, CCHA, CCHB, CFCA</p> <p>MTR-CODE: CAAA, CAAB, CAAC, CAAE, CCHA, CCHB, CFCA, CA</p> <p><b>CT1139K1</b> MTR-CODE: CAAA, CAAB, CAAC, CAAE, CCHA, CCHB, CFCA, CA, ⇒11/2010</p> <p><b>CT1139K2</b> MTR-CODE: CAAA, CAAB, CAAC, CAAE, CCHA, CCHB, CFCA, CA, 12/2010⇒</p> <p><b>CT1139WP4</b> MTR-CODE: CAAA, CAAB, CAAC, CAAE, CCHA, CCHB, CFCA, CA, WP, ⇒11/2010</p> <p><b>CT1139WP6</b> MTR-CODE: CAAA, CAAB, CAAC, CAAE, CCHA, CCHB, CFCA, CA, WP, 12/2010⇒</p>	<p><b>6PK1080</b></p> <p><b>6PK1555</b></p> <p><b>AP9022</b></p> <p><b>VD1111</b></p>
						CAAB
CAAC	103	<p>MTR-CODE: CAAA, CAAB, CAAC, CAAE, CCHA, CCHB, CFCA, ALT, (-AC)</p> <p>MTR-CODE: CAAA, CAAB, CAAC, CAAE, CCHA, CCHB, CFCA, ALT, (AC)</p>	<p><b>6PK1080</b></p> <p><b>6PK1555</b></p>			



VW



**VW**

**TRANSPORTER V Pritsche/Fahrgestell (7JD, 7JE, 7JL, 7JY, 7JZ,**

↔						ALT, (Bosch), FOR ALT: 110A, OE-NO 06F903023L, FOR ALT: 140A, OE-NO 06F903023N, FOR ALT: 180A, OE-NO 03G903023F MTR-CODE: CAAA, CAAB, CAAC, CAEE, CCHA, CCHB, CFCA	<b>AP9022</b> <b>VD1111</b>
					<b>CT1139</b>	MTR-CODE: CAAA, CAAB, CAAC, CAEE, CCHA, CCHB, CFCA, CA	
					<b>CT1139K1</b>	MTR-CODE: CAAA, CAAB, CAAC, CAEE, CCHA, CCHB, CFCA, CA, ⇒11/2010	
					<b>CT1139K2</b>	MTR-CODE: CAAA, CAAB, CAAC, CAEE, CCHA, CCHB, CFCA, CA, 12/2010⇒	
					<b>CT1139WP4</b> <b>CT1139WP6</b>	MTR-CODE: CAAA, CAAB, CAAC, CAEE, CCHA, CCHB, CFCA, CA, WP, ⇒11/2010 MTR-CODE: CAAA, CAAB, CAAC, CAEE, CCHA, CCHB, CFCA, CA, WP, 12/2010⇒	
2.0 TDI 4motion	09/09-	CAAC	103	1968		MTR-CODE: CAAA, CAAB, CAAC, CAEE, CCHA, CCHB, CFCA, ALT, (-AC) MTR-CODE: CAAA, CAAB, CAAC, CAEE, CCHA, CCHB, CFCA, ALT, (AC) ALT, (Bosch), FOR ALT: 110A, OE-NO 06F903023L, FOR ALT: 140A, OE-NO 06F903023N, FOR ALT: 180A, OE-NO 03G903023F MTR-CODE: CAAA, CAAB, CAAC, CAEE, CCHA, CCHB, CFCA	<b>6PK1080</b> <b>6PK1555</b> <b>AP9022</b> <b>VD1111</b>
					<b>CT1139</b> <b>CT1139K1</b> <b>CT1139K2</b> <b>CT1139WP4</b> <b>CT1139WP6</b>	MTR-CODE: CAAA, CAAB, CAAC, CAEE, CCHA, CCHB, CFCA, CA MTR-CODE: CAAA, CAAB, CAAC, CAEE, CCHA, CCHB, CFCA, CA, ⇒11/2010 MTR-CODE: CAAA, CAAB, CAAC, CAEE, CCHA, CCHB, CFCA, CA, 12/2010⇒ MTR-CODE: CAAA, CAAB, CAAC, CAEE, CCHA, CCHB, CFCA, CA, WP, ⇒11/2010 MTR-CODE: CAAA, CAAB, CAAC, CAEE, CCHA, CCHB, CFCA, CA, WP, 12/2010⇒	
2.5 TDI	04/03-11/09	AXD, BNZ	96	2461		ALT, (Bosch), FOR ALT: 150A, OE-NO 070 903 024 A, 070 903 024 F, FOR ALT: 180A, OE-NO 070 903 024, 070 903 024 B AC	<b>AP9030</b> <b>AP9030</b>
		AXE, BPC	128			ALT, (Bosch), FOR ALT: 150A, OE-NO 070 903 024 A, 070 903 024 F, FOR ALT: 180A, OE-NO 070 903 024, 070 903 024 B AC	<b>AP9030</b> <b>AP9030</b>
2.5 TDI 4motion	07/04-11/09	AXD, BNZ	96	2461		ALT, (Bosch), FOR ALT: 150A, OE-NO 070 903 024 A, 070 903 024 F, FOR ALT: 180A, OE-NO 070 903 024, 070 903 024 B AC	<b>AP9030</b> <b>AP9030</b>
	04/04-11/09	AXE, BPC	128			ALT, (Bosch), FOR ALT: 150A, OE-NO 070 903 024 A, 070 903 024 F, FOR ALT: 180A, OE-NO 070 903 024, 070 903 024 B AC	<b>AP9030</b> <b>AP9030</b>
3.2 4motion	11/03-11/09	BDL	170	3189		CH-NO 7J-4-000 001⇒, ⇒CH-NO 7J-4-050 000, ALT, (Bosch), FOR ALT: 120A, OE-NO 028 903 028 E, 038 903 024 F, FOR ALT: 150A, OE-NO 021 903 026 A, 022 903 028 A, FOR ALT: 180A, OE-NO 021 903 026 G, 022 903 028 B	<b>AP9001</b>
3.2 V6	02/04-11/09	BDL	170	3189		ALT, PS, AC ALT, PS CH-NO 7J-4-000 001⇒, ⇒CH-NO 7J-4-050 000, ALT, (Bosch), FOR ALT: 120A, OE-NO 028 903 028 E, 038 903 024 F, FOR ALT: 150A, OE-NO 021 903 026 A, 022 903 028 A, FOR ALT: 180A, OE-NO 021 903 026 G, 022 903 028 B	<b>6DPK1320</b> <b>6PK1264</b> <b>AP9001</b>
	08/03-05/06	BKK	173			ALT, PS, AC ALT, PS CH-NO 7H-4-000 001⇒, ALT, (Bosch), FOR ALT: 120A, OE-NO 028 903 028 E, 038 903 024 F, FOR ALT: 150A, OE-NO 021 903 026 A, 022 903 028 A, FOR ALT: 180A, OE-NO 021 903 026 G, 022 903 028 B	<b>6DPK1320</b> <b>6PK1264</b> <b>AP9001</b>
<b>UP</b>							
1.0	12/11-	CHYA	44	999		ALT, (AC), (START-STOP) ALT, (-AC), (-START-STOP) ALT, (-AC), (START-STOP)	<b>6PK1000</b> <b>6PK701 ELAST</b> <b>6PK737</b>
		CHYB	55			ALT, (AC), (START-STOP)	<b>6PK1000</b>





<b>VW</b>							
<b>UP</b>							
1.0 EcoFuel	11/12-	CPGA	50	999		ALT, (-AC), (-START-STOP) ALT, (-AC), (START-STOP) ALT, (AC), (START-STOP) ALT, (-AC), (-START-STOP) ALT, (-AC), (START-STOP)	6PK701 ELAST 6PK737 6PK1000 6PK701 ELAST 6PK737
<b>VENTO (1H2)</b>							
1.4	11/91-09/98	ABD, AEX	40	1390		PS, (AC) ALT, PS ALT, AC ALT CA, MTR-CODE: ABD CA, MTR-CODE: ABD CA, MTR-CODE: AEX CA, MTR-CODE: AEX CA, MTR-CODE: AEX	11,5X755Ld 6PK1100 6PK1153 6PK737
			44		<b>CT629</b> <b>CT629WP1</b> <b>CT846</b> <b>CT846K1</b> <b>CT846WP3</b>	PS, (AC) ALT, PS ALT, AC ALT CA, MTR-CODE: ABD CA, MTR-CODE: ABD CA, MTR-CODE: AEX CA, MTR-CODE: AEX CA, MTR-CODE: AEX	11,5X755Ld 6PK1100 6PK1153 6PK737
1.6	09/92-09/98	AEA, ABU, AEE	55	1598		PS, (-TENS DAMPER), MTR-CODE: ABU, AEA ALT, PS, MTR-CODE: AEA, (TENS DAMPER), CH-NO 1H-S-120 001⇒ MTR-CODE: AEE, ALT, PS, (-AC) ALT, PS, MTR-CODE: ABU, AEA, (TENS DAMPER), ⇒CH-NO 1H-S-120 000 MTR-CODE: AEE, ALT, PS, (AC) ALT, MTR-CODE: ABU, (-TENS DAMPER), (-PS) MTR-CODE: AEE, ALT, PS, (-AC) MTR-CODE: ABU, AEA, ALT, (-TENS DAMPER), (PS) MTR-CODE: ABU, AEA, ALT, FOR ALT: 120A CA, MTR-CODE: ABU, ⇒12/1994 CA, MTR-CODE: ABU, ⇒12/1994 CA, MTR-CODE: AEA, AEE, 01/1995⇒ CA, MTR-CODE: AEA, AEE, 01/1995⇒ CA, MTR-CODE: AEA, AEE, 01/1995⇒	11,5X685Ld 6PK1070 6PK1070 6PK1100 6PK1153 6PK737 6PK751 6PK894 6PK976
	10/94-09/98	AEK, AFT	74	1595		PS PS, (AC) ALT, (AUTOM-TP), CH-NO 1H-T-240 001⇒ ALT, PS ALT, AC ALT, (MANL-TP) ALT, (AUTOM-TP), ⇒CH-NO 1H-T-240 000 CA CA	11,5X685Ld 11,5X755Ld 6PK1033 6PK1100 6PK1153 6PK894 6PK976
					<b>CT848</b> <b>CT848K4</b>		
1.8	11/91-09/98	AAM	55	1781		PS PS, (AC) 2.FAN 2.FAN ALT, (AUTOM-TP), CH-NO 1H-T-240 001⇒ ALT, AC ALT, (MANL-TP) ALT, (AUTOM-TP), ⇒CH-NO 1H-T-240 000 CA, ⇒07/1994 CA, ⇒07/1994 CA, 08/1994⇒ CA, 08/1994⇒	11,5X685Ld 11,5X755Ld 2PJ800 2PJ860 6PK1033 6PK1153 6PK894 6PK976
		ABS, ADZ	66			PS PS, (AC) 2.FAN 2.FAN ALT, (AUTOM-TP), CH-NO 1H-T-240 001⇒ ALT, AC ALT, (MANL-TP) ALT, (AUTOM-TP), ⇒CH-NO 1H-T-240 000 CA CA	11,5X685Ld 11,5X755Ld 2PJ800 2PJ860 6PK1033 6PK1153 6PK894 6PK976
					<b>CT848</b> <b>CT848K4</b>		
1.9 D	11/91-09/98	1Y	48	1896		PS, (-AC) PS, WP, (AC) 2.FAN, OE-NO 1H0 119 137	11,5X730Ld 11,5X790Ld 2PJ800







**VW**

**VENTO (1H2)**



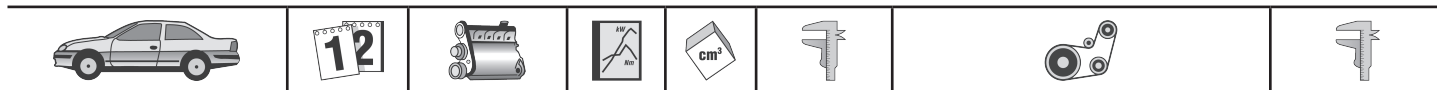
						<p>2.FAN, OE-NO 1H0 119 137 A ALT, (-AC), (TENS DAMPER) ALT, (AC) ALT, (-AC), (-TENS DAMPER) ONLY WITH VD1084 ALT, (Bosch), FOR ALT: 70A, OE-NO 028 903 025 H, FOR ALT: 90A, OE-NO 028 903 025 Q, 028 903 028 J</p>	<p>2PJ860 6PK1045 6PK1145 6PK923 MS13 AP9004 VD1084</p>
					<p>CT867 CT867K1 CT867K2</p>	<p>CA CA, MTR-CODE: 1Y, ⇨MTR-NO 378 364 CA, MTR-CODE: 1Y, MTR-NO 378 365⇨</p>	
1.9 SDI	04/97-09/98	AEY	47	1896		<p>PS, (-AC) PS, WP, (AC) 2.FAN, OE-NO 1H0 119 137 2.FAN, OE-NO 1H0 119 137 A ALT, (-AC) ALT, (AC) ONLY WITH VD1084</p>	<p>11,5X730Ld 11,5X790Ld 2PJ800 2PJ860 6PK1045 6PK1145 MS13 VD1084</p>
					<p>CT867 CT867K4</p>	<p>CA CA</p>	
1.9 TD	11/91-09/98	AAZ	55	1896		<p>PS, (-AC) PS, WP, (AC) 2.FAN, OE-NO 1H0 119 137 2.FAN, OE-NO 1H0 119 137 A ALT, (-AC), (TENS DAMPER) ALT, (AC) ALT, (-AC), (-TENS DAMPER) ONLY WITH VD1084 ALT, (Bosch), FOR ALT: 70A, OE-NO 028 903 025 H, FOR ALT: 90A, OE-NO 028 903 025 Q, 028 903 028 J</p>	<p>11,5X730Ld 11,5X790Ld 2PJ800 2PJ860 6PK1045 6PK1145 6PK923 MS13 AP9004 VD1084</p>
					<p>CT867 CT867K1 CT867K2</p>	<p>CA CA, MTR-CODE: AAZ, ⇨MTR-NO 552 765 CA, MTR-CODE: AAZ, MTR-NO 552 766⇨</p>	
1.9 TDI	09/93-09/98	1Z, AHU, ALE	66	1896		<p>PS, (-AC) PS, WP, (AC) 2.FAN, OE-NO 1H0 119 137 2.FAN, OE-NO 1H0 119 137 A ALT, (-AC) ALT, (AC) ONLY WITH VD1084 ALT, (Bosch), FOR ALT: 90A, OE-NO 028 903 028 J, FOR ALT: 120A, OE-NO 028 903 026 G, MTR-CODE: AHU, ALE</p>	<p>11,5X730Ld 11,5X790Ld 2PJ800 2PJ860 6PK1045 6PK1145 MS13 AP9004 VD1084</p>
					<p>CT867 CT867K3 CT867K4 CT867K4</p>	<p>CA CA, MTR-CODE: 1Z, ⇨MTR-NO 289 575 CA, MTR-CODE: 1Z, MTR-NO 289 576⇨ CA, MTR-CODE: ALE, AHU</p>	
	04/96-09/98	AFN	81			<p>PS, (-AC) PS, WP, (AC) 2.FAN, OE-NO 1H0 119 137 2.FAN, OE-NO 1H0 119 137 A ALT, (-AC) ALT, (AC) ONLY WITH VD1084 ALT, (Bosch), FOR ALT: 70A, OE-NO 028 903 025 H, FOR ALT: 90A, OE-NO 028 903 025 Q, FOR ALT: 120A, OE-NO 028 903 026 G</p>	<p>11,5X730Ld 11,5X790Ld 2PJ800 2PJ860 6PK1045 6PK1145 MS13 AP9004 VD1084</p>
					<p>CT867 CT867K4</p>	<p>CA CA</p>	
2.0	11/91-09/98	2E, ADY, AGG, AKR	85	1984		<p>PS PS, (AC) 2.FAN 2.FAN ALT, (AUTOM-TP), CH-NO 1H-T-240 001⇨ ALT, AC ALT, (MANL-TP) ALT, (AUTOM-TP), ⇨CH-NO 1H-T-240 000</p>	<p>11,5X685Ld 11,5X755Ld 2PJ800 2PJ860 6PK1033 6PK1153 6PK894 6PK976</p>
					<p>CT630 CT630K1</p>	<p>CA CA</p>	
2.8 VR6	01/92-09/98	AAA	128	2792		<p>2.FAN ALT, PS, AC</p>	<p>2PJ860 7DPK1360</p>





<b>VW (FAW)</b>							
<b>CADDY Kasten</b>							
↔ 1.6	05/96-09/02	AFX	74	1595		PS, (AC) ALT, (AC) ALT, (-AC) CA	11,5X755Ld 6PK1153 6PK894
					<b>CT848</b>		
<b>GOLF</b>							
1.4 TSi	08/09-	CFB	96	1390		ALT	6PK1740
1.6	08/09-		77	1598		ALT	6PK1733
1.8	07/03-07/09	BAF	92	1781		ALT, (AC) ALT, (-AC) CA	6DPK1195 6PK1120
					<b>CT466</b>		
1.9 TDi	05/01-	AGR	66	1896		ALT, (AC)	6DPK1195 AP9001
					<b>CT1028</b>		
2.0	08/03-12/05	APK	85	1984		ALT, (AC) ALT, (-AC) CA	6DPK1195 6PK1120
					<b>CT465</b>		
<b>JETTA</b>							
1.6	04/00-10/04	ATK	64	1595		ALT, (PS), (AC) ALT, (AC), (-PS) CA	6DPK1195 6PK1000
					<b>CT465</b>		
	10/04-	BJG	68			ALT, (AC) CA	6PK1195
					<b>CT465</b>		
<b>JETTA (1G2, 1J2)</b>							
1.6	01/98-01/02		74	1595		ALT, (PS), (AC) ALT, (-PS), (AC) CA	6DPK1195 6PK1000
					<b>CT466</b>		
	10/99-04/00	ATK	64			ALT, (PS), (AC) ALT, (AC), (-PS) CA	6DPK1195 6PK1000
					<b>CT465</b>		
1.9 TDi	08/98-04/00	ALH	66	1896		ALT, OE-NO 06A260849YA ALT, OE-NO 038903137J CA	6PK1000 6PK1660 AP9001
					<b>CT1044</b>		
<b>MAGOTAN (B6)</b>							
1.8 TSi	06/07-07/11	BYJ	118	1781		ALT, (AC)	6PK1120
2.0	06/07-04/08	BJZ	85	1984		ALT, (AC) CA	6PK1045
					<b>CT465</b>		
2.0 TSi	04/08-07/11		147	1984		ALT, (AC)	6PK1120
<b>SAGITAR</b>							
1.6	02/06-	BWH	74	1595		ALT, (AC) CA	6PK1045 AP9001
					<b>CT465</b>		
1.8 TSi	07/08-	BYJ	118	1781		AC ALT, (AC)	6PK1045 6PK1120 AP9001
1.8 TURBO	04/06-04/08	BPL	110	1781		ALT, (AC) CA	6PK1054 AP9001
					<b>CT466</b>		
2.0	04/06-06/09	BJZ	85	1984		ALT, (AC) CA	6PK1045 AP9001
					<b>CT465</b>		
<b>VW (SVW)</b>							
<b>GOL</b>							
1.6	12/03-02/05	BHJ	64	1595		ALT, (AC) CA	6PK2271
					<b>CT637</b>		
<b>LAVIDA</b>							
1.4 TSi	03/10-	CFB	96	1390		ALT	6PK1775 AP9012
2.0	04/08-	CEN	88	1984		ALT CA	6PK1195
					<b>CT465</b>		
<b>PASSAT LINGYU Stufenheck (B5)</b>							
1.8 T	11/05-04/09	BGC	110	1781		AC ALT CA	4PK855 5PK1300 AP9002
					<b>CT466</b>		
2.0	04/06-	BNL	85	1984		AC ALT CA	4PK855 5PK1300 AP9002
					<b>CT465</b>		
2.8	11/05-	BBG	140	2771		ALT CA	6PK1880
					<b>CT920</b>		
<b>PASSAT Stufenheck (B5)</b>							
1.8	04/00-02/03	ANQ, ANQ	92	1781			AP9002
1.8 Turbo	01/01-04/09	AWL, BGC	110	1781		AC ALT, PS CA	4PK855 5PK1300 AP9002
					<b>CT466</b>		





## VW (SVW)

### PASSAT Stufenheck (B5)

↔ 1.9 D	01/08-04/09		85	1896		AC ALT CA	4PK855 5PK1432
					CT1028		
2.0	02/03-04/09	BFF	85	1984		AC ALT, PS CA	4PK855 5PK1300 AP9002
						CT465	
2.8	12/01-12/06	BBG	140	2771		ALT, (AC) CA	6PK1885
						CT920	

### POLO JINQIN Schrägheck

1.6	06/06-12/07	CDE	77	1598		ALT, (AC)	6PK1836
-----	-------------	-----	----	------	--	-----------	---------

### POLO JINQU Stufenheck

1.6	12/07-	CDE	77	1598		ALT, (-AC) ALT, (AC)	6PK1740 6PK1836
-----	--------	-----	----	------	--	-------------------------	--------------------

### POLO Schrägheck

1.4	01/02-03/06	BCC	55	1390		ALT, (AC) CA	6PK1080
						CT957(SET)	
1.6	01/02-01/06	BCD	74	1595		ALT, (AC) CA	6PK1033 AP9001
						CT465	

### POLO Stufenheck

1.4	06/03-03/06	BCC	55	1390		ALT, (AC) CA	6PK1080
						CT957(SET)	
1.6	01/02-01/06	BCD	74	1595		ALT, (AC) CA	6PK1033 AP9001
						CT465	

### SANTANA 2000

1.8	04/96-03/04	AFE	72	1781		PS ALT AC CA	AVX10X763 AVX10X950 AVX13X850
					CT637		
	05/98-03/04	AYJ	74			AC ALT CA	4PK836 5PK1300
						CT465	

### SANTANA 3000

1.8	03/04-10/07	AYJ	72	1781		AC ALT CA	4PK836 5PK1300
					CT465		
	06/05-10/07	BKT	74			AC ALT CA	4PK836 5PK1300
						CT465	

### SANTANA VISTA

1.8	01/08-	BKT, BKU	74	1781		AC ALT CA	4PK836 5PK1300
						CT465	
2.0	01/08-		80	1984		AC ALT CA	4PK836 5PK1300
						CT465	

### TOURAN Großraumlimousine

1.8 Turbo	05/05-	BPL	110	1781		ALT, (AC) CA	6PK1054 AP9001
						CT466	
2.0	11/04-01/08		85	1984		ALT, (AC) CA	6PK1045 AP9001
						CT465	

## WARTBURG

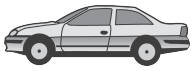
353	1.0	06/66-04/69	353,18	33	992		ALT	AVX10X1150
		04/69-02/75		37			ALT	AVX10X1150
	1.0 (353 W 000)	02/75-08/88	353,18	37	993		WP WP, (INCL. OILP)	AVX10X1150 AVX10X1250
							CT633 CT633WP1	
1.3	09/88-05/91	4VO7,2/7,5GRF	43	1272		ALT ALT CA	AVX10X685 AVX10X700	
						CT633		

353 Tourist	1.0	10/67-04/69	1A	33	992		ALT	AVX10X1150
		02/75-01/89	353,18	37	993		ALT	AVX10X1150
	1.3	04/69-02/75		43	1272		ALT ALT CA	AVX10X1150 AVX10X685 AVX10X700
							CT633	

## ZASTAVA

101 (1100)	1.1	05/75-12/93	128A.064	41	1116		ALT	AVX10X825





## ZASTAVA

<b>101 (1100)</b>					<b>CT647</b>	CA	
	06/73-01/90	128A.000	40			ALT	AVX10X825
	12/75-01/80		37			ALT	AVX10X825
1.1 Super	07/79-09/81	128AC5000	47	1116		ALT	AVX10X825
<b>YUGO</b>							
1.1 60 EFI (145 A)	08/91-06/95	100GL.0.64, 11E1.064	44	1116		ALT	AVX10X825
1.3 65 EFI (145 A)	08/91-06/95	13E1.064	48	1302		ALT	AVX10X825
<b>YUGO FLORIDA</b>							
1.3 (103 A)	03/91-	13E.3.064	50	1302		ALT	AVX10X825
1.4	10/88-06/95	160A1.000	52	1372		ALT, (PETR INJ) ALT, (PETR INJ) ALT, (CARB)	3PK915 4PK915 AVX10X850
					<b>CT605</b> <b>CT605K1</b>	CA CA	

## ZAZ

<b>TAVRIJA (1102)</b>							
1.1	01/89-	MEMZ-245	37	1091		ALT CA	AVX10X725
					<b>CT536</b>		

## ZHONGHUA(BRILLIANCE)

<b>SY</b>						ALT CA	4PK938
					<b>CT1016</b>		

[www.contitech.de](http://www.contitech.de)  
[www.contitech-online.com](http://www.contitech-online.com)




#### Power Transmission Group

Market segment  
Automotive Aftermarket

#### Contact

ContiTech Antriebssysteme GmbH  
Postfach 445  
D-30004 Hannover  
Phillipsbornstraße 1  
D-30165 Hannover  
Phone +49 511 938 - 71  
Fax +49 511 938 - 5065  
[aam@ptg.contitech.de](mailto:aam@ptg.contitech.de)

Your contact person:  
ContiTech Contact Locator  
 [www.contitech.de/aam](http://www.contitech.de/aam)

The ContiTech division of the Continental Corporation is a development partner and original equipment supplier to numerous industries for high-quality functional parts, components and systems. With its know-how in rubber and plastics technology, ContiTech contributes significantly to industrial progress and mobility that is safe, comfortable and eco-friendly.

Certified in accordance with



Certified according to  
DIN EN ISO 14001



Certified according to  
ISO/TS 16949  
DIN EN ISO 9001



MT 14



The content of this publication is provided for information only and without responsibility. ContiTech AG's obligations and responsibilities regarding its products are governed solely by the agreements under which the products are sold. Unless otherwise agreed in writing, the information contained herein does not become part of these agreements. This publication does not contain any guarantee or agreed quality of ContiTech AG's products or any warranty of merchantability, fitness for a particular purpose and non-infringement. ContiTech AG may make changes in the products or services described at any time without notice. This publication is provided on an "as is" basis. To the extent permitted by law, ContiTech AG makes no warranty, express or implied, and assumes no liability in connection with the use of the information contained in this publication. ContiTech AG is not liable for any direct, indirect, incidental, consequential or punitive damages arising out of the use of this publication. Information contained herein is not intended to announce product availability anywhere in the world. © 2011 ContiTech AG. All rights reserved.