

MORE THAN JUST AFTERMARKET



TRANSMISSION

C.V. JOINTS  
DRIVESHAFTS  
BOOT KIT  
**2013**



**Giunti omocinetici, semiassi, kit cuffia**

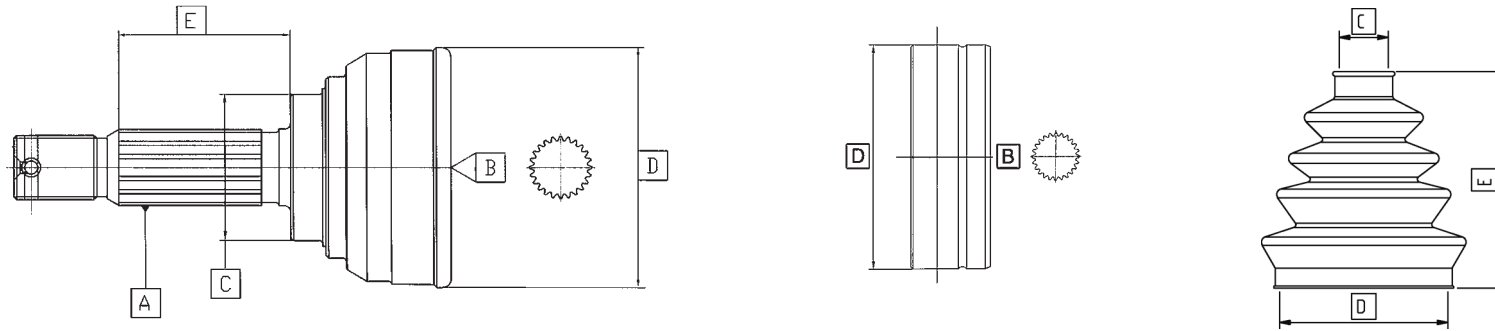
**Joints homocinétiques, arbre de transmission, kit de soufflet de transmission**

**Gleichlaufgelenke, Antriebswellen, Faltenbalg-Satz**

**Juntas homocinéticas, transmisiones, fuelle**

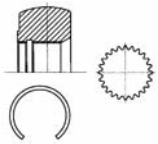


## GIUNTI OMOGINETICI - C.V. JOINTS / KIT CUFFIA - BOOT KIT



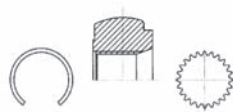
**Fig. 1 / 2 / 3** Modalità di bloccaggio albero    Way of retention of the shaft    Système de blocage de l'arbre    Befestigungssystem der Welle    Sistema de bloqueo del eje

**Fig. 1**



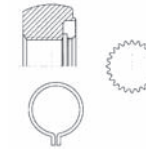
Con anello elastico all'interno del nucleo  
 With circlip inside the race  
 Avec circlip à l'intérieur du noyau  
 Mit Sicherungsring im Inner des Kerns  
 Con anillo elástico en el interior del núcleo

**Fig. 2**



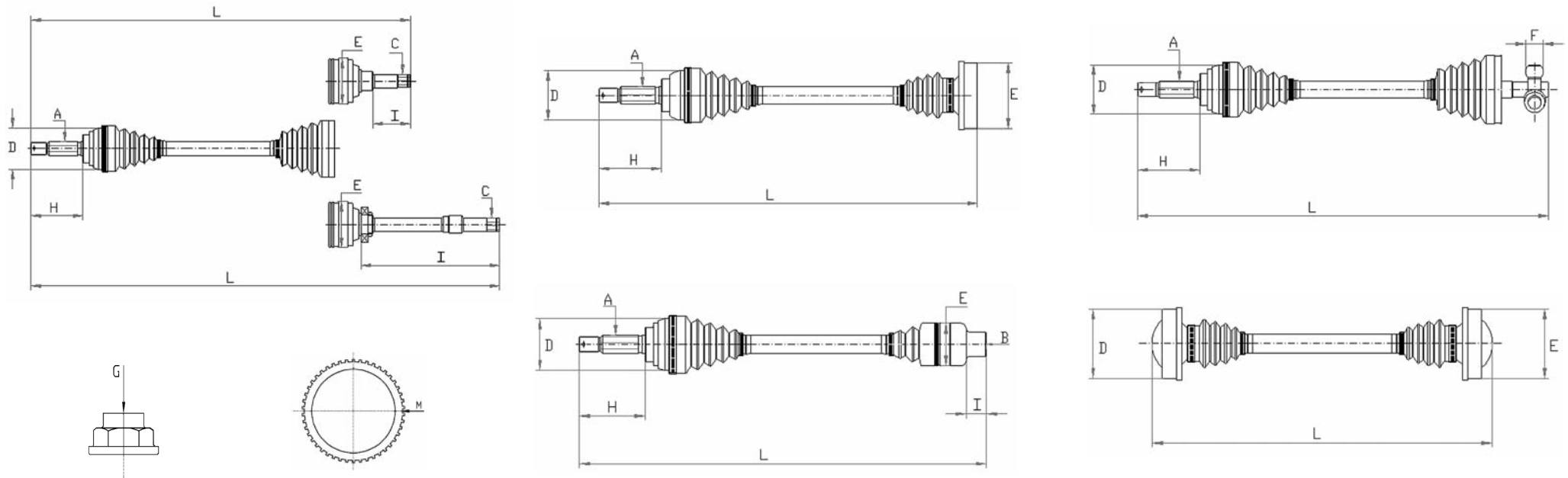
Con anello elastico lato posteriore nucleo  
 With circlip at the base of the race  
 Avec circlip au fond du noyau  
 Mit Sicherungsring in der hinteren Seite des Kerns  
 Con anillo elástico al lado posterior del núcleo

**Fig. 3**



Con anello Seeger lato anteriore nucleo  
 With snap ring in front of the race  
 Avec anneau de retenue côté avant du noyau  
 Mit Seegerring in Vorder seite des Kerns  
 Con anillo de retención Seeger al lado anterior del núcleo

## SEMIASSI - DRIVESHAFTS





Specifiche tecniche



Technical specifications



Caractéristiques techniques



Technische Daten



Especificaciones técnicas

### GIUNTI OMOCINETICI - C.V. JOINTS

<b>A</b>	Numero denti campana	Number of splines of the outer bell	Nombre cannelures de la fusée	Zahnezahl der Glockenwelle	Número estrias mangueta
<b>B</b>	Numero denti nucleo	Number of inner race splines	Nombre cannelures du noyau	Zahnezahl des Kerns	Número estrias nuez
<b>C</b>	Diametro sede parapolvere	Diameter of seatingface for dust-shield	Diamètre siège pare-poussière	Durchmesser des Schutzblechssitz	Diametro alojamiento protección polvo
<b>ABS</b>	Numero denti anello ABS	Number of teeth on ABS ring	Nombre dents bague ABS	Zahnezahl des ABS-Ring	Número dientes anillo ABS
<b>D</b>	Diametro esterno massimo campana o giunto scorrevole	Maximum outside housing diameter or inner shifting joint	Diamètre maximum extérieur du carter ou du joint côté B.V.	Max. Aussen-durchmesser der Glocke oder Schalttriebeseitiges Innengelenk	Diametro maximo campana o junta corredera lado cambio
<b>E</b>	Lunghezza di accoppiamento con mozzo	Overall length of the shaft-hub connection	Longueur du couplage avec moyeu roue	Laenge der Kupplung zwischen der Glockenwelle und Radnabe	Largura conexión eje con rueda
<b>M</b>	Forme dei giunti	C.V. Joints' shape	Forme de joints	Form der Radgelenke	Forma de las juntas

### KIT CUFFIA - BOOT KIT

<b>C</b>	Diametro asta	Shaft Diameter	Diamètre arbre	Durchmesser der Welle	Diametro eje
<b>D</b>	Diametro campana	Bell diameter	Diamètre fusée	Durchmesser der Glocke	Diametro campana
<b>E</b>	Altezza	Height	Hauteur	Höhe	Altura



Specifiche tecniche



Technical specifications



Caractéristiques techniques



Technische Daten



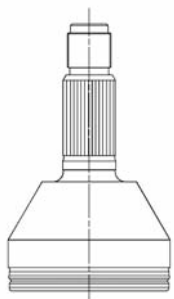
Especificaciones técnicas

**SEMIASSI - DRIVESHAFTS**

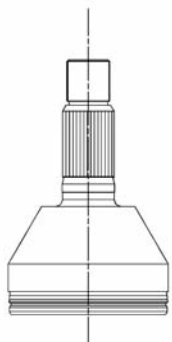
<b>A</b>	N° denti campana lato ruota	Splined pin teeth, wheel side	Cannelures fusée, côté roue	Zähne der Nutwelle/ Radseite	Estrias mangueta, lado rueda
<b>B</b>	Denti interni lato cambio	Inner spline teeth, differential side	Cannelures interieures, côté boîte	Innere Zähne der Nutwelle/ Getriebeseite	Estrias interiores, lado diferencial
<b>C</b>	N° denti campana lato cambio	Splined pin teeth, differential side	Cannelures fusée, côté boîte	Zähne der Nutwelle/ Getriebeseite	Estrias mangueta, lado diferencial
<b>D</b>	Diametro esterno massimo campana o giunto scorrevole lato ruota	Bell diameter wheel side	Diamètre tête, côté roue	Kopfdurchmesser/ Radseite	Diametro copa lado rueda
<b>E</b>	Diametro campana lato cambio	Bell diameter, differential side	Diamètre tête, côté boîte	Kopfdurchmesser/ Getriebeseite	Diametro copa lado diferencial
<b>F</b>	Diametro rullo crociera lato cambio	Diameter of tripod cross-roller differential side	Diamètre galet croisillon tripode, côté boîte	Rollendurchmesser/ Gelenkseite	Diametro rodillo cruceta, lado diferencial
<b>G</b>	Filettatura dado	Nut thread	Écrou filetage	Muttergewinde	Paso rosca tuerca
<b>H</b>	Lunghezza gambo campana lato ruota	Bell pin length, wheel side	Longuer fusée, côté roue	Zapfenlänge/ Radseite	Longitud mangueta, lado rueda
<b>I</b>	Lunghezza gambo lato cambio	Bell pin length, differential side	Longueur fusée, côté boîte	Zapfenlänge/ Getriebeseite	Longitud mangueta, lado diferencial
<b>L</b>	Lunghezza compressa semiassie	Compressed driveshaft length	Longuer arbre de transmission comprimée	Komprimierte Antriebswellenlänge	Longitud transmision, comprimida
<b>M</b>	Forme dei semiassi	Driveshafts' shape	Forme de arbre de transmissions	Form der Antriebswellen	Forma de las transmisiones
<b>ABS</b>	N° denti ABS	ABS ring teeth	Dents ABS	ABS - Ring/ Zähne	Estrias ABS

## GIUNTI OMOGINETICI - CONSTANT VELOCITY JOINTS

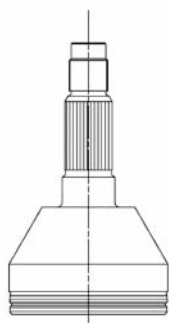
M= Forme dei giunti - C.V. Joints' shape - Forme de joints - Form der Radgelenke - Forma de las juntas



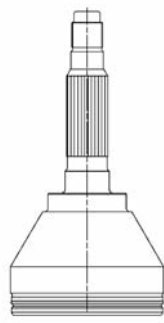
1



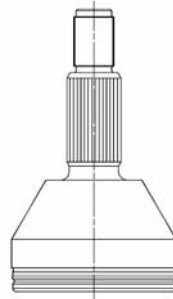
2



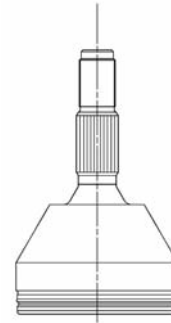
3



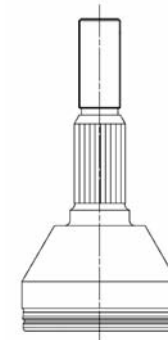
3b



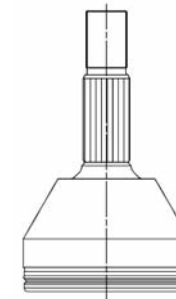
4



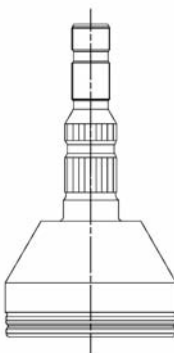
4a



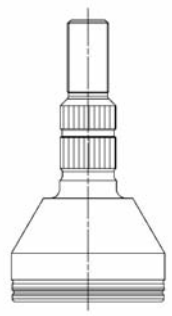
5



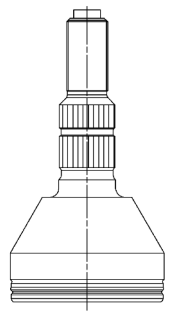
5a



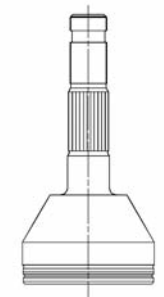
6



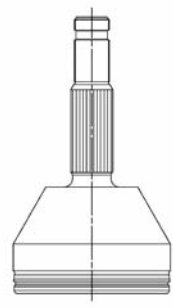
7



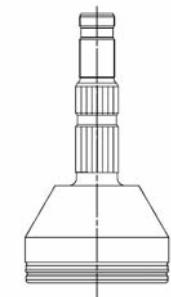
7a



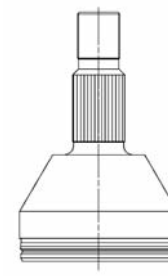
8



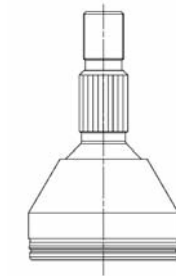
9



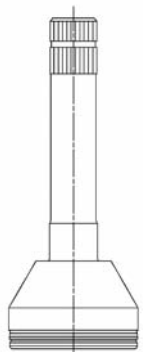
10



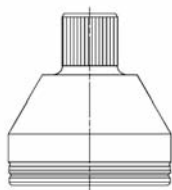
11



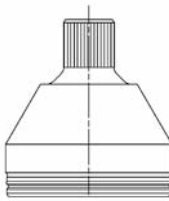
11a



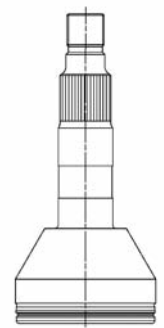
12



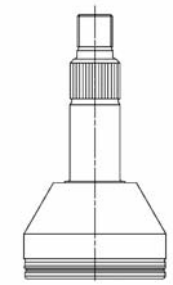
13



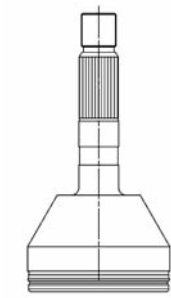
13a



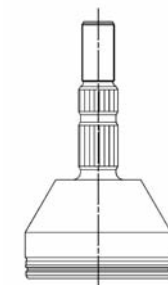
14



14a



14b



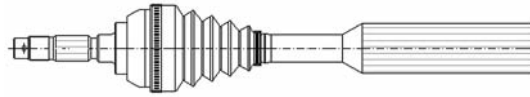
15

## SEMIASSI - DRIVESHAFTS

M= Forme dei semiassi - Driveshafts' shape - Forme de arbre de transmissions - Form der Antriebswellen - Forma de la transmisiones



S1



S2



S3



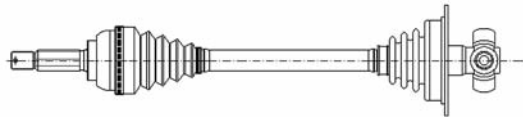
S4



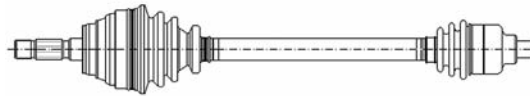
S5



S6



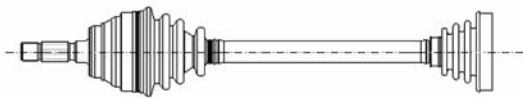
S7



S8



S9



S10




S11



S12



S13



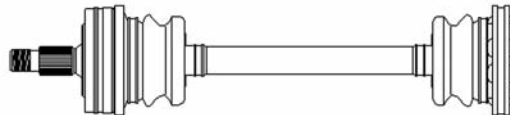
S14



S15



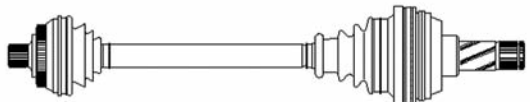
S16



S17



S18

















S19



S20

TRAMMISSIONI-TRANSMISSION-TRANSMISSIONS-ANTRIEBSWELLEN-TRANSMISIONES

	 Abbreviazioni	 Abbreviations	 Legendes	 Abkürzungen	 Abreviaturas
<b>-5000</b>	Fino al telaio n. 5000	To chassis n. 5000	Jusqu'au châssis n. 5000	Bis chassis nr. 5000	Asta chasis n. 5000
<b>5001-</b>	Dal telaio n. 5001	From chassis n. 5001	A partir du châssis n. 5001	Ab chassis nr. 5001	Desde chasis n. 5001
<b>16v</b>	16 Valvole	16 Valves	16 Soupapes	16 Ventile	16 Válvulas
<b>4/5 Sp.</b>	N° Rapporti del cambio	Number of gears	Nombre de vitesse	Ganganzahl	Número de engranes
<b>4WD</b>	Trazione integrale	Four wheel drive	4 Roues motrices	Vierradantrieb	Traccion integral
<b>A/T</b>	Cambio automatico	Automatic transmission	Automatique	Schaltgetriebe	Cambio automatico
<b>Air cond.</b>	Aria condizionata	Air conditioning	Air climatiseur	Klimaanlage	Aire acondicionado
<b>All models</b>	Tutti i tipi	All models	Tous modèles	Alle Modelle	Todos modelos
<b>Assale</b>	Assale	Axle	Essieu	Achse	Eje
<b>Berlina</b>	Berlina	Saloon	Berline	Limousine	Berlina
<b>Carb.</b>	Carburatore	Carburetor	Carburateur	Vergaser	Carburador
<b>Cyl.</b>	Cilindro	Cylinder	Cylindre	Zylinder	Cilindro
<b>D</b>	Diesel	Diesel	Diesel	Diesel	Diesel
<b>DC</b>	Parapolvere	Dust cover	Pare-poussière	Schutzhaube	Casquillo
<b>DOHC</b>	Doppio albero a camme in testa	Double overhead camshaft	Double arbre à cames en tête	Doppelte Obenliegende Nockenwelle	Doble arbol de levas en cabeza
<b>Driving school</b>	Scuola guida	Driving school	Véhicule école	Fahrschulsausführung	Versión Autoescuela
<b>Eng.</b>	Motore	Engine	Moteur	Motor	Motor
<b>Exc.</b>	Escluso	Except	Sauf	Ausgenommen	Excepto
<b>Fds</b>	Fine serie	End of production	Fin de série	Endserie	Fin de producción
<b>FWD</b>	Trazione anteriore	Front wheel drive	Traction av.	Vorderradantrieb	Traccion delantera
<b>G.box</b>	Scatola cambio	Gearbox	Boîte de vitesse	Getriebskasten	Caja de velocidades
<b>H-back</b>	2 volumi	Hatchback	Hayon arrière	Hatchback	Con portón trasero
<b>HDB</b>	Freno per carico pesante	Heavy duty brake	Freins renforcés	Verstärkte Bremse	Frenos reforzados
<b>i.e.</b>	iniezione elettronica	Electronic injection	Injection électronique	Einspritzer	Inyeccion electronica
<b>Inc.</b>	Incluso	Included	Compris	Inkl.	Incluido
<b>kW</b>	Kilowatt	Kilowatt	Kilowatt	Kilowatt	Kilovatio
<b>M/T</b>	Cambio manuale	Manual transmission	Boîte manuelle	Handschaltgetriebe	Cambio manual
<b>Mod.</b>	Modello	Model	Modèle	Model	Modelo
<b>Nut</b>	Dado	Nut	Ecrou	Mutter	Tuerca
<b>OHC</b>	Albero a camme in testa	Overhead camshaft	Arbre à cames en tête	Obenliegende Nockenwelle	Arbol de levas en cabeza
<b>Prod.</b>	Produzione	Production	Production	Produktion	Produccion
<b>Q</b>	Quintale	Quintal	Quintal	Doppelzentner	Quintal
<b>RWD</b>	Trazione posteriore	Rear wheel drive	Traction ar.	Hinterradantrieb	Traccion trasera
<b>SE</b>	Servosterzo elettrico	Electric power-steering	Direction assistée électrique	Servolenkung Elektrisch	Servodireccion eléctrico
<b>SI</b>	Servosterzo idraulico	Hydraulic power-steering	Direction assistée hydraulique	Servolenkung Hydraulisch	Servodireccion hidráulico
<b>SW</b>	Familiare	Station wagon	Break	Kombi	Familiar
<b>TD</b>	Turbodiesel	Turbodiesel	Turbodiesel	Turbodiesel	Turbodiesel
<b>Turbo</b>	Turbo	Turbo	Turbo	Turbo	Turbo
<b>Twin Cam</b>	Doppio albero a camme in testa	Double overhead camshaft	Double arbre à cames en tête	Doppelte Obenliegende Nockenwelle	Doble arbol de levas en cabeza
<b>V. Commerciali/LCV</b>	Veicoli Commerciali	Light Commercial (LCV)	Utilitaires légers	Leichte Nutzfahrzeuge	Camionetas
<b>Van</b>	Furgone	Van	Fourgon	Lieferwagen	Furgon
<b>w/</b>	Con	With	Avec	Mit	Con
<b>w/o</b>	Senza	Without	Sans	Ohne	Sin

	 Simbologia	 Symbols	 Symbologie	 Symbole	 Simbologia
	Kit cuffia lato ruota ( 613-...)	Boot kit wheel side ( 613-...)	Kit de soufflet côté roue ( 613-...)	Faltenbalg-Satz Radseitig ( 613-...)	Fuelle lado rueda ( 613-...)
	Kit cuffia lato cambio ( 614-...)	Boot kit gearbox side ( 614-...)	Kit de soufflet côté B.V. ( 614-...)	Faltenbalg-Satz Getriebeseitig ( 614-...)	Fuelle lado cambio ( 614-...)
	Giunto omocinetico lato ruota ( 607-...)	C.v. joints wheel side ( 607-...)	Joints homocinetiques côté roue ( 607-...)	Radgelenke Radseitig ( 607-...)	Juntas homocineticas lado rueda ( 607-...)
	Giunto omocinetico lato cambio ( 617-...)	C.v. joints gearbox side ( 617-...)	Joints homocinetiques côté B.V. ( 617-...)	Radgelenke Getriebeseitig ( 617-...)	Juntas homocineticas lado cambio ( 617-...)
	Semiassa ( 655-...)	Driveshafts ( 655-...)	Arbre de transmissions ( 655-...)	Antriebswellen ( 655-...)	Transmisiones ( 655-...)
	Giunto omocinetico+asta ( 621-...)	C.v. joints+Shaft ( 621-...)	Joints homocinetiques+arbre ( 621-...)	Radgelenke+Welle ( 621-...)	Juntas homocineticas+eje ( 621-...)
	Anno	Year	Année	Baujahr	Año
<b>L/R</b>	Sinistro/Destro	Left/Right	Gauche/Droite	Links/Rechts	Izquierda/Derecha
	Lato ruota	Wheel side	Côté roue	Radseitig	Lado rueda
	Lato cambio	Gearbox side	Côté B.V.	Getriebeseitig	Lado cambio
<b>NOTE</b>	Note	Note	Note	Noten	Notas
<b>CIFAM ref.</b>	CIFAM ref.	CIFAM part No.	Réf. CIFAM	CIFAM Nr.	Ref. CIFAM



CIFAM ref.	MARCA MAKE	CIFAM ref.	MARCA MAKE	CIFAM ref.	MARCA MAKE	CIFAM ref.	MARCA MAKE	CIFAM ref.	MARCA MAKE	CIFAM ref.	MARCA MAKE
<b>GIUNTI OMOCINETICI LATO RUOTA C.V. JOINTS WHEEL SIDE</b>		607-714	Lcv / Renault Lcv, Truck	<b>SEMIASSI DRIVESHAFTS</b>		655-973	Ford Lcv, Truck	655-1040	Renault		
		607-715	Kia			655-974	Ford	655-1041	Renault		
		607-716	Kia			655-975	Ford	655-1044	Land Rover		
607-678	Honda	607-717	Citroën Lcv / Fiat Lcv / Peugeot Lcv	655-914	Bmw	655-976	Ford Lcv, Truck	655-1045	Land Rover		
607-679	Honda		655-915	Bmw	655-977	Ford Lcv, Truck	655-1046	Land Rover			
607-680	Honda	607-718	Citroën Lcv / Fiat Lcv / Peugeot Lcv	655-916	Bmw	655-978	Ford Lcv, Truck	655-1047	Land Rover		
607-681	Honda		655-917	Bmw	655-979	Ford Lcv, Truck	655-1048	Land Rover			
607-682	Honda	607-719	Peugeot	655-918	Renault, Lcv, Truck	655-980	Ford Lcv, Truck	655-1049	Land Rover		
607-683	Land Rover	607-720	Peugeot	655-919	Renault, Lcv, Truck	655-981	Ford Lcv, Truck	655-1050	Toyota		
607-684	Honda	607-721	Hyundai	655-920	Citroën / Peugeot / Toyota	655-982	Fiat / Lancia	655-1051	Toyota		
607-685	Honda	607-722	Hyundai	655-921	Citroën / Peugeot / Toyota	655-983	Fiat / Lancia	655-1052	Toyota		
607-686	Honda	607-723	Opel			655-988	Mercedes	655-1053	Toyota		
607-687	Alfa Romeo / Fiat	607-724	Opel / Suzuki	655-922	Fiat / Fiat Lcv	655-989	Mercedes	655-1054	Toyota		
607-688	Audi	607-725	Bmw	655-923	Fiat / Fiat Lcv	655-990	Mercedes	655-1064	Audi / VW		
607-689	Audi	607-726	Citroën Lcv / Fiat Lcv / Peugeot Lcv	655-924	Bmw	655-991	Mercedes	655-1067	Nissan Lcv / Opel Lcv / Renault Lcv, Truck		
607-690	Opel		655-925	Dacia / Renault	655-996	Mercedes	655-997			Mercedes	
607-691	Honda	607-727	Dacia / Renault	655-926	Bmw	655-1013	Opel	655-1068	Toyota		
607-692	Nissan	607-728	Renault	655-927	Fiat	655-1014	Opel	655-1069	Nissan		
607-693	Opel	607-729	Citroën / Peugeot	655-934	Alfa Romeo / Lancia	655-1017	Opel				
607-694	Nissan	607-731	Renault	655-935	Alfa Romeo / Lancia	655-1018	Opel				
607-695	Audi / VW	607-732	Alfa Romeo / Fiat / Lancia			655-1019	Opel				
607-696	Land Rover	607-733	Opel Lcv / Renault Lcv, Truck	655-938	Audi	655-1020	Opel	<b>GIUNTI+ASTA CV JOINTS+AXLE</b>			
607-697	Audi		655-939	Audi	655-1021	Peugeot	655-1022			Peugeot	
607-698	Nissan / Renault	607-734	Hyundai	655-940	Audi	655-1023	Peugeot				
607-699	Honda	607-735	Hyundai / Kia	655-941	Audi	655-1024	Peugeot	621-001	Toyota		
607-700	Nissan	607-736	Hyundai	655-942	Audi	655-1025	Peugeot	621-002	Toyota		
607-701	Land Rover	607-737	Opel	655-943	Audi	655-1026	Peugeot				
607-702	Land Rover	607-738	Ford / Volvo	655-944	Mini	655-1027	Opel Lcv / Renault Lcv, Truck				
607-703	Citroën	607-739	Hyundai	655-945	Mini	655-1028	Opel Lcv / Renault Lcv, Truck				
607-704	Chevrolet	607-740	Citr./Peugeot Lcv	655-951	Citroën	655-1029	Opel Lcv / Renault Lcv, Truck				
607-705	Mini	607-741	Chrysler	655-952	Citroën	655-1030	Opel Lcv / Renault Lcv, Truck				
607-706	Volvo	607-742	Hyundai	655-953	Daewoo	655-1031	Renault				
607-707	Renault	607-764	Citroen	655-954	Fiat Lcv	655-1032	Renault				
607-708	Audi / Seat / Skoda / VW, Lcv	607-765	Volvo	655-955	Fiat Lcv	655-1033	Renault				
	Mercedes	607-772	Volvo	655-956	Fiat Lcv	655-1036	Renault				
607-709	Alfa Romeo	607-773	Volvo	655-957	Fiat, Lcv / Lancia	655-1037	Nissan Lcv / Opel Lcv / Renault Lcv, Truck				
607-710	Citroën / Peugeot	607-774	Volvo	655-958	Fiat, Lcv / Lancia	655-1038	Renault, Lcv, Truck				
607-711	Nissan Lcv / Opel	607-775	Volvo	655-962	Fiat	655-1039	Renault, Lcv, Truck				
607-712	Lcv / Renault Lcv, Truck	607-776	Ford	655-963	Fiat						
	Nissan Lcv / Opel Lcv / Renault Lcv, Truck	607-777	Ford	655-964	Fiat Lcv						
607-713	Lcv / Renault Lcv, Truck	607-778	Toyota	655-965	Fiat Lcv						
	Nissan Lcv / Opel			655-970	Ford, Lcv, Truck						
				655-971	Ford, Lcv, Truck						
				655-972	Ford Lcv, Truck						

**CODICI ANNULLATI - CANCELLED PART NUMBERS - RÉFÉRENCES ANNULÉS  
STORNIERTE SACHNUMMERN - CÓDIGOS ANULADOS**

607-017	655-191	655-270	655-331	655-399	655-457	655-583	655-690
607-464	655-193	655-277	655-332	655-400	655-458	655-584	655-700
607-529	655-195	655-278	655-333	655-417	655-465	655-625	655-701
607-624	655-203	655-281	655-334	655-418	655-490	655-626	655-702
655-012	655-204	655-282	655-335	655-419	655-491	655-627	655-703
655-013	655-210	655-293	655-336	655-420	655-508	655-661	655-704
655-045	655-227	655-294	655-337	655-440	655-509	655-662	655-725
655-053	655-228	655-295	655-340	655-449	655-515	655-663	655-726
655-099	655-229	655-296	655-341	655-450	655-516	655-664	655-727
655-105	655-230	655-309	655-354	655-451	655-540	655-677	655-744
655-122	655-247	655-310	655-356	655-452	655-542	655-678	655-772
655-148	655-248	655-321	655-362	655-453	655-567	655-681	655-776
655-149	655-253	655-322	655-364	655-454	655-568	655-687	655-778
655-151	655-254	655-325	655-365	655-455	655-581	655-688	
655-154	655-269	655-326	655-369	655-456	655-582	655-689	

**CODICI AD ESAURIMENTO - DISCONTINUING PART NUMBERS - RÉFÉRENCES EN ÉPUISEMENT  
AUSLAUF SACHNUMMERN - CÓDIGOS EN AGOTAMIENTO**

607-040	607-235	607-314	607-325	607-357			
607-178	607-243	607-318	607-326	607-359			
607-199	607-262	607-319	607-334				
607-215	607-274	607-320	607-343				
607-228	607-276	607-322	607-344				
607-233	607-305	607-324	607-355				

**LISTA NUMERICA LEGAMI GIUNTI CON KIT CUFFIA**  
**NUMERICAL LIST OF LINKS BETWEEN C.V. JOINTS AND BOOT KIT**

C.V. JOINT	BOOT KIT	C.V. JOINT	BOOT KIT	C.V. JOINT	BOOT KIT	C.V. JOINT	BOOT KIT	C.V. JOINT	BOOT KIT	C.V. JOINT	BOOT KIT	C.V. JOINT	BOOT KIT
607-001	613-001	607-036	613-037	607-066	613-057	607-095	613-020	607-126	613-103	607-154	613-020	607-185	613-006
607-002	613-002	607-037	613-037	607-067	613-058	607-096	613-035	607-127	613-024	607-155	613-020	607-186	613-092
607-003	613-003	607-038	613-038	607-068	613-059	607-097	613-084	607-128	613-105	607-156	613-134	607-187	613-150
607-004	613-004	607-039	613-039	607-069	613-060	607-098	613-085	607-129	613-106	607-157	613-053	607-188	613-151
607-005	613-005	607-041	613-037	607-070	613-061	607-099	613-013	607-130	613-107	607-158	613-135	607-189	613-152
607-007	613-008	607-042	613-040	607-071	613-062	607-100	613-086	607-131	613-108	607-159	613-136	607-190	613-153
607-008	613-011	607-043	613-041	607-072	613-064	607-101	613-087	607-131A	613-108	607-160	613-137	607-191	613-155
607-009	613-048	607-044	613-042	607-073	613-065	607-102	613-088	607-132	613-109	607-161	613-138	607-192	613-102
607-010	613-013	607-045	613-043	607-074	613-065	607-103	613-089	607-133	613-110	607-162	613-139	607-193	613-156
607-011	613-015	607-046	613-044	607-074A	613-065	607-104	613-090	607-134	613-111	607-163	613-140	607-194	613-157
607-013	613-016	607-047	613-045	607-075	613-066	607-105	613-091	607-135	613-112	607-164	613-141	607-195	613-158
607-014	613-017	607-048	613-046	607-076	613-067	607-106	613-091	607-136	613-113	607-165	613-141	607-196	613-159
607-015	613-019	607-049	613-047	607-077	613-068	607-108	613-072	607-137	613-114	607-166	613-130	607-197	613-160
607-016	613-020	607-050	613-048	607-078	613-069	607-109	613-092	607-138	613-115	607-167	613-031	607-198	613-161
607-018	613-021	607-051	613-011	607-079	613-063	607-110	613-020	607-139	613-116	607-168	613-031	607-200	613-162
607-019	613-002	607-052	613-011	607-080	613-070	607-111	613-094	607-140	613-117	607-169	613-130	607-201	613-163
607-020	613-022	607-053	613-049	607-081	613-071	607-112	613-081	607-141	613-118	607-170	613-031	607-202	613-162
607-021	613-005	607-053A	613-049	607-082	613-072	607-113	613-087	607-142	613-116	607-171	613-142	607-203	613-131
607-024	613-023	607-054	613-042	607-083	613-073	607-114	613-095	607-143	613-024	607-172	613-143	607-204	613-164
607-025	613-024	607-055	613-534	607-084	613-074	607-115	613-098	607-144	613-031	607-173	613-143	607-205	613-014
607-026	613-025	607-056	613-008	607-085	613-075	607-116	613-007	607-145	613-119	607-174	613-144	607-206	613-146
607-027	613-026	607-057	613-008	607-086	613-076	607-117	613-099	607-146	613-121	607-175	613-146	607-207	613-166
607-028	613-027	607-058	613-051	607-087	613-077	607-118	613-009	607-147	613-125	607-176	613-116	607-208	613-146
607-029	613-028	607-059	613-050	607-088	613-078	607-119	613-100	607-148	613-126	607-177	613-146	607-209	613-167
607-030	613-029	607-060	613-052	607-089	613-079	607-120	613-022	607-149	613-129	607-179	613-116	607-210	613-167
607-031	613-030	607-061	613-034	607-090	613-080	607-121	613-100	607-150	613-536	607-180	613-147	607-211	613-149
607-032	613-033	607-062	613-031	607-091	613-081	607-122	613-057	607-150A	613-131	607-181	613-148	607-212	613-149
607-033	613-034	607-063	613-054	607-092	613-083	607-123	613-101	607-151	613-132	607-182	613-116	607-213	613-133
607-034	613-035	607-064	613-055	607-093	613-020	607-124	613-101	607-152	613-133	607-183	613-149	607-214	613-149
607-035	613-036	607-065	613-056	607-094	613-020	607-125	613-102	607-153	613-133	607-184	613-104	607-216	613-116

**LISTA NUMERICA LEGAMI GIUNTI CON KIT CUFFIA  
NUMERICAL LIST OF LINKS BETWEEN C.V. JOINTS AND BOOT KIT**

C.V. JOINT	BOOT KIT	C.V. JOINT	BOOT KIT	C.V. JOINT	BOOT KIT	C.V. JOINT	BOOT KIT	C.V. JOINT	BOOT KIT	C.V. JOINT	BOOT KIT	C.V. JOINT	BOOT KIT
607-219	613-024	607-255	613-188	607-288	613-210	607-323	613-229	607-368	613-253	607-400	613-275	607-431	613-296
607-220	613-168	607-256	613-189	607-289	613-012	607-328	613-230	607-369	613-254	607-401	613-276	607-432	613-297
607-221	613-169	607-257	613-190	607-289A	613-012	607-329	613-231	607-370	613-055	607-402	613-277	607-434	613-298
607-222	613-170	607-258	613-149	607-290	613-211	607-330	613-232	607-371	613-255	607-403	613-278	607-435	613-299
607-223	613-171	607-259	613-019	607-291	613-212	607-332	613-233	607-372	613-124	607-404	613-127	607-436	613-301
607-224	613-172	607-260	613-192	607-292	613-203	607-333	613-234	607-373	613-256	607-405	613-279	607-437	613-010
607-225	613-174	607-261	613-194	607-293	613-213	607-335	613-235	607-374	613-257	607-406	613-280	607-438	613-302
607-226	613-091	607-263	613-116	607-294	613-214	607-336	613-165	607-375	613-258	607-407	613-281	607-439	613-303
607-227	613-091	607-264	613-147	607-295	613-215	607-337	613-236	607-376	613-254	607-408	613-274	607-440	613-093
607-229	613-145	607-265	613-195	607-296	613-216	607-339	613-237	607-377	613-259	607-409	613-174	607-441	613-300
607-230	613-145	607-266	613-096	607-297	613-218	607-340	613-238	607-378	613-260	607-410	613-282	607-442	613-304
607-231	613-173	607-267	613-196	607-298	613-219	607-341	613-501	607-380	613-261	607-411	613-537	607-443	613-305
607-232	613-173	607-268	613-197	607-299	613-210	607-346	613-239	607-381	613-263	607-412	613-009	607-444	613-306
607-234	613-176	607-269	613-032	607-300	613-133	607-347	613-240	607-382	613-264	607-413	613-272	607-445	613-307
607-236	613-502	607-270	613-198	607-301	613-220	607-348	613-241	607-383	613-198	607-414	613-283	607-446	613-308
607-239	613-178	607-271	613-199	607-302	613-203	607-349	613-242	607-384	613-123	607-415	613-284	607-447	613-309
607-240	613-174	607-272	613-200	607-303	613-169	607-350	613-120	607-385	613-265	607-416	613-175	607-448	613-310
607-241	613-154	607-273	613-200	607-304	613-122	607-351	613-243	607-387	613-191	607-417	613-285	607-449	613-287
607-242	613-168	607-275	613-201	607-304A	613-122	607-352	613-244	607-388	613-093	607-418	613-286	607-450	613-311
607-244	613-133	607-277	613-202	607-306	613-217	607-353	613-245	607-389	613-266	607-419	613-287	607-451	613-222
607-245	613-179	607-278	613-193	607-307	613-221	607-354	613-246	607-390	613-267	607-420	613-288	607-452	613-312
607-246	613-180	607-279	613-177	607-308	613-224	607-356	613-247	607-391	613-009	607-422	613-208	607-453	613-313
607-247	613-181	607-280	613-097	607-309	613-535	607-358	613-091	607-392	613-268	607-423	613-205	607-454	613-314
607-248	613-182	607-281	613-503	607-310	613-225	607-360	613-095	607-393	613-269	607-424	613-289	607-455	613-203
607-249	613-183	607-282	613-203	607-311	613-226	607-361	613-248	607-394	613-270	607-425	613-290	607-456	613-315
607-250	613-184	607-283	613-204	607-312	613-227	607-362	613-249	607-395	613-018	607-426	613-291	607-457	613-316
607-251	613-185	607-284	613-206	607-313	613-082	607-364	613-250	607-396	613-271	607-427	613-292	607-458	613-317
607-252	613-128	607-285	613-207	607-315	613-228	607-365	613-251	607-397	613-272	607-428	613-293	607-460	613-318
607-253	613-186	607-286	613-209	607-316	613-165	607-366	613-198	607-398	613-273	607-429	613-294	607-462	613-319
607-254	613-187	607-287	613-009	607-321	613-228	607-367	613-252	607-399	613-274	607-430	613-295	607-463	613-320

TRASMISSIONI-DRIVESHAFTS-TRANSMISSIONS-ANTRIEBSWELLEN-TRANSMISSIONES

**LISTA NUMERICA LEGAMI GIUNTI CON KIT CUFFIA**  
**NUMERICAL LIST OF LINKS BETWEEN C.V. JOINTS AND BOOT KIT**

C.V. JOINT	BOOT KIT	C.V. JOINT	BOOT KIT	C.V. JOINT	BOOT KIT	C.V. JOINT	BOOT KIT	C.V. JOINT	BOOT KIT	C.V. JOINT	BOOT KIT	C.V. JOINT	BOOT KIT
607-465	613-321	607-499	613-345	607-541	613-371	607-588	613-504	607-634	613-417	607-664	613-440	607-694	613-467
607-466	613-322	607-501	613-346	607-542	613-372	607-590	613-391	607-635	613-418	607-665	613-441	607-695	613-468
607-467	613-319	607-502	613-347	607-543	613-373	607-592	613-392	607-636	613-419	607-666	613-442	607-696	613-469
607-468	613-506	607-503	613-348	607-545	613-374	607-593	613-393	607-637	613-420	607-667	613-443	607-697	613-470
607-469	613-203	607-504	613-349	607-546	613-375	607-594	613-394	607-638	613-421	607-668	613-410	607-698	613-471
607-470	613-506	607-505	613-350	607-547	613-376	607-595	613-513	607-639	613-422	607-669	613-444	607-699	613-464
607-471	613-325	607-506	613-351	607-548	613-404	607-596	613-395	607-640	613-423	607-670	613-445	607-700	613-472
607-472	613-326	607-506A	613-353	607-549	613-377	607-599	613-514	607-641	613-424	607-671	613-446	607-701	613-473
607-473	613-327	607-506B	613-352	607-550	613-378	607-600	613-396	607-642	613-515	607-672	613-447	607-702	613-474
607-474	613-328	607-507	613-354	607-551	613-379	607-601	613-397	607-643	613-425	607-673	613-448	607-703	613-475
607-475	613-329	607-508	613-355	607-552	613-379	607-604	613-398	607-644	613-426	607-674	613-449	607-704	613-476
607-476	613-330	607-509	613-356	607-553	613-508	607-606	613-399	607-645	613-427	607-675	613-511	607-705	613-477
607-477	613-331	607-510	613-357	607-555	613-380	607-607	613-324	607-646	613-505	607-676	613-450	607-706	613-478
607-478	613-332	607-511	613-358	607-557	613-381	607-608	613-400	607-647	613-330	607-677	613-451	607-707	613-479
607-479	613-507	607-514	613-359	607-558	613-509	607-609	613-402	607-648	613-428	607-678	613-452	607-708	613-480
607-480	613-333	607-518	613-360	607-560	613-382	607-610	613-403	607-649	613-429	607-679	613-453	607-709	613-481
607-481	613-175	607-519	613-361	607-561	613-383	607-611	613-405	607-650	613-430	607-680	613-454	607-710	613-482
607-483	613-334	607-520	613-362	607-562	613-384	607-612	613-406	607-651	613-431	607-681	613-455	607-711	613-483
607-484	613-335	607-522	613-363	607-563	613-385	607-613	613-407	607-652	613-432	607-682	613-456	607-712	613-484
607-485	613-336	607-523	613-364	607-564	613-386	607-614	613-408	607-653	613-433	607-683	613-457	607-713	613-485
607-486	613-337	607-524	613-323	607-565	613-387	607-615	613-409	607-654	613-516	607-684	613-458	607-714	613-486
607-487	613-338	607-527	613-365	607-568	613-510	607-616	613-093	607-655	613-434	607-685	613-458	607-715	613-404
607-488	613-339	607-530	613-366	607-569	613-511	607-617	613-411	607-656	613-434	607-686	613-459	607-716	613-487
607-489	613-340	607-531	613-367	607-571	613-511	607-627	613-413	607-657	613-435	607-687	613-460	607-717	613-488
607-490	613-341	607-533	613-368	607-572	613-315	607-628	613-414	607-658	613-436	607-688	613-461	607-718	613-489
607-493	613-287	607-536	613-530	607-573	613-388	607-629	613-510	607-659	613-437	607-689	613-462	607-719	613-490
607-494	613-342	607-537	613-520	607-574	613-389	607-630	613-412	607-660	613-517	607-690	613-463	607-720	613-491
607-495	613-343	607-538	613-369	607-576	613-512	607-631	613-265	607-661	613-401	607-691	613-464	607-721	613-521
607-496	613-506	607-539	613-370	607-579	613-390	607-632	613-415	607-662	613-438	607-692	613-465	607-722	613-492
607-498	613-344	607-540	613-262	607-585	613-504	607-633	613-416	607-663	613-439	607-693	613-466	607-723	613-522

**LISTA NUMERICA LEGAMI GIUNTI CON KIT CUFFIA  
NUMERICAL LIST OF LINKS BETWEEN C.V. JOINTS AND BOOT KIT**

C.V. JOINT	BOOT KIT	C.V. JOINT	BOOT KIT	C.V. JOINT	BOOT KIT	C.V. JOINT	BOOT KIT	C.V. JOINT	BOOT KIT	C.V. JOINT	BOOT KIT	C.V. JOINT	BOOT KIT
607-724	613-523	617-003	614-004										
607-725	613-493	617-004	614-005										
607-726	613-527	617-004A	614-006										
607-727	613-494	617-005	614-007										
607-728	613-495	617-006	614-008										
607-729	613-518	617-007	614-009										
607-731	613-496	617-008	614-010										
607-732	613-497	617-012	614-011										
607-733	613-519	617-014	614-012										
607-734	613-533	617-014A	614-013										
607-735	613-498	617-015	614-014										
607-736	613-498	617-016	614-015										
607-737	613-223	617-017	614-016										
607-738	613-499	617-018	614-017										
607-739	613-500	617-019	614-018										
607-740	613-542	617-020	614-019										
607-741	613-532	617-022	614-020										
607-742	613-531	617-023	614-021										
607-764	613-315	617-024	614-022										
607-765	613-539	617-025	614-023										
607-772	613-526	617-026	614-024										
607-773	613-541	617-027	614-025										
607-774	613-524	617-028	614-026										
607-775	613-525	617-029	614-008										
607-776	613-384	617-030	614-027										
607-777	613-385												
607-778	613-540												
617-001	614-001												
617-002	614-002												
617-002A	614-003												

TRAMMISSIONI-DRIVESHAFTS-TRANSMISSIONS-ANTRIEBSWELLEN-TRANSMISSIONES



**I cataloghi:**

- Dischi e pastiglie freno;
- Tamburi, ganasce e Rapid KIT;
- Giunti, semiassi e KIT cuffia;
- Freni, frizioni idraulici;

**Catalogues:**

- Brake Discs & Pads;
- Brake Drums, Brake Shoes & Premounted kit;
- C.V. Joints, Driveshafts, Boot KIT;
- Brake & Clutch Hydraulics;

**INDICE - INDEX - INDEX - INLHAT - INDICE**

Giunti omocinetici, Semiassi - C.V. Joints, Driveshafts - Joints homocinétiques, Arbre de transmissions - Radgelenke, Antriebswellen - Juntas homocinéticas, Transmisiones	<b>pag. I</b>
Specifiche tecniche giunti omocinetici - C.V. Joints' technical specifications - Caractéristiques techniques Joints homocinétiques - Technische Daten Radgelenke - Especificaciones técnicas Juntas homocinéticas	<b>pag. II</b>
Specifiche tecniche kit cuffia - Boot kit technical specifications - Caractéristiques techniques Kit de soufflet - Technische Daten Faltenbalg-Satz - Especificaciones técnicas Fuelle	<b>pag. II</b>
Specifiche tecniche semiassi - Driveshafts' technical specifications - Caractéristiques techniques Arbre de transmissions - Technische Daten Antriebswellen - Especificaciones técnicas Transmisiones	<b>pag. III</b>
Forme dei giunti - C.V. Joints' shape - Forme de joints - Form der Radgelenke - Forma de las juntas	<b>pag. IV</b>
Forme dei semiassi - Driveshafts' shape - Forme de arbre de transmissions - Form der Antriebswelle - Forma de la transmisiones	<b>pag. V</b>
Abbreviazioni - Abbreviations - Abréviations - Zeichenerklärung - Abreviaturas	<b>pag. VI</b>
Simbologia - Symbols - Symbologie - Symbole - Simbologia	<b>pag. VII</b>
Lista dei nuovi riferimenti - New references list - Liste nouvelles références - Liste neue Sachnummern - Lista nuevas referencias	<b>pag. VIII</b>
Codici annullati - Cancelled part numbers - Références annulés - Stornierte Sachnummern - Códigos anulados	<b>pag. IX</b>
Codici ad esaurimento - Discontinuing part numbers - Références en épuisement - Auslauf Sachnummern - Códigos en agotamiento	<b>pag. IX</b>
Lista numerica legame Giunto con Kit Cuffia - Numerical list link C.V. Joint with Boot kit - Liste numérique liaison Joint homocinétique avec Kit de soufflet - Teilnummerliste Verbindung Radgelenke mit Faltenbalg-Satz - Lista numerica correspondencia entre Juntas homocinéticas con Fuelle	<b>pag. X-XIII</b>
Istruzioni installazione giunti omocinetici - C.V. Joints instructions on installation - Instructions de montage Joints Homocinétiques-Montageanleitung Gleichlaufgelenke - Instrucciones para el montaje de juntas homocinéticas	<b>pag. XX-XI</b>
Indice marca e modello - Make and model Index - Index marque et modèle - Inhalt Marke und Modell - Indice marca y modelo	<b>pag. XXII-XXVII</b>
Applicazioni - Applications - Applications - Anwendungen - Aplicaciones	<b>pag. 1-809</b>
Dimensioni - Dimensions - Cotés dimensionnelles - Abmessungen - Medidas	<b>pag. 810-865</b>
Lista dei cross - Cross References List - Table equivalences - Vergleichsliste - Lista de equivalencias	<b>pag. 866-902</b>
Lista numerica - Numerical list - Liste numérique - Teilnummerliste - Lista numerica	<b>pag. 903-972</b>
Condizioni di vendita - Conditions of sale - Conditions de vente - Verkaufsbedingungen - Condiciones de venta	<b>pag. 973-975</b>





La Metelli nasce il 1° Agosto 1962 quale officina per lavorazioni meccaniche. Nel 1970 prende avvio la produzione delle parti motore e già nel 1975 inizia la fabbricazione delle parti freno e frizione idrauliche. Un ulteriore impulso all'espansione giunge nel 1991 con l'installazione della linea per la produzione dei giunti omocinetiche a cui si aggiungono i semiassi nel 1999. Nel luglio del 2001 la Metelli S.p.A. acquista il 100% della società GRAF S.p.A., produttrice di pompe acqua e dischi freno. Nel 2008 vengono introdotte le pastiglie freno e nel 2010 le ganasce freno a completamento della gamma frenante. **Infine nel 2012 vengono lanciati il Kit distribuzione con pompa acqua e il kit cuffia.**

*Metelli was established on 1st August 1962 as a mechanical engineering workshop. In 1970, the company started producing engine parts and, in 1975, began manufacturing hydraulic brake and clutch parts. A further boost to expansion came in 1991 with the installation of the line for the production of constant velocity joints, later expanded in 1999 to include driveshafts. In July 2001, Metelli Co. acquired 100% of GRAF Co., a leading manufacturer of water pumps and brake discs. In order to complete the brake parts range Metelli introduced brake pads in 2008 and brake shoes in 2010. **Then in 2012 Metelli introduced the timing belt Kit with water pump and boot kit.***

*La société Metelli a été créée le 1er août 1962 comme atelier d'usinage. En 1970, l'entreprise a démarré la production de composants pour l'industrie des moteurs et a lancé en 1975 la fabrication de pièces de freinage et d'embrayage hydrauliques. En 1991, dans le cadre de sa politique d'expansion, la société a installé une nouvelle ligne pour la production de joints homocinétiques, à laquelle s'est ajoutée en 1999 celle des transmissions. En juillet 2001, Metelli S.p.A. a racheté la totalité de la société GRAF S.p.A., producteur leader de pompes à eau et de disques de frein. En 2008 nous avons introduits dans notre gamme les Plaquettes de Freins et en 2010 les Machoires de Frein à complètement de notre programme de freinage. **En 2012 nous avons introduits les kit distribution avec pompe à eau et les kit de soufflet de transmission.***

*Die Firma Metelli wurde am 1. August 1962 als mechanische Werkstätte gegründet. 1970 beginnt die Produktion von Motorteilen und bereits 1975 die Fertigung von hydraulischen Bremsenteilen und Kupplungsteilen. Einen weiteren Impuls zur Expansion erhält die Firma im 1991 durch die neue Produktionslinie Radgelenke und im Jahre im 1999 kommen dann Antriebswellen hinzu. Im Juli 2001 aquiriert die Metelli S.p.A. zu 100% die Gesellschaft GRAF S.p.A. auf, eine leitende Herstellerfirma von Wasserpumpen und Bremscheiben. Im 2008 haben wir Bremsbelaege und im 2010 Bremsbacken in unserem Produktpalette eingefuehrt um unser Bremshydraulikprogramm zu vollstaendingen. **Im Jahr 2012 hat Metelli Zusaetzlich Spannrollen Kit mit Wasserpumpe und Faltenbalg-Satz im Programm vorgestellt.***

*La firma Metelli nace el 1 de Agosto de 1962 como taller para mecanizaciones. En 1970 comienza la realización de piezas para motores y ya en 1975 inicia la fabricación de piezas para frenos y embragues hidráulicos. Un mayor impulso a la expansión llega en 1991 con la instalación de una línea para la producción de juntas homocinéticas a las que se añadirán los semiejes en 1999. En el mes de Julio de 2001 Metelli S.p.A. adquiere el 100% de la firma GRAF S.p.A., fabricante líder de bombas de agua y discos de freno. En 2008 se introduce la gama de pastillas de freno y en 2010 la de zapatas de freno para completar la gama de frenos. **Los kit distribución con bomba de agua y los fuelle se introdujeron en 2012.***

## 2013

**C.V. joints, driveshafts, boot kit** / Giunti omocinetiche, semiassi, KIT cuffia / Joints homocinétiques, arbre de transmission, kit de soufflet de transmission / Gleichlaufgelenke, Antriebswellen, Faltenbalg-Satz, Juntas homocinéticas, transmisiones, fuelle







**2013**

**C.V. joints, driveshafts, boot kit / Giunti omocineticici, semiassi, KIT cuffia / Joints homocinétiques, arbre de transmission, kit de soufflet de transmission / Gleichlaufgelenke, Antriebswellen, Faltenbalg-Satz, Juntas homocinéticas, transmisiones, fuelle**



Illustrazione di giunti di vario tipo, scomposti nei loro elementi principali - campana, gabbia, nucleo, sfere con un semiasse tipo su cui vanno montati, completo di alcuni accessori - cuffia in gomma, fascette... L'ingrandimento fotografico della gabbia, mette in risalto che tutti i dodici punti di contatto / alloggiamento delle sfere, sono rettificati con tolleranze di micron, aumentando quindi la perfezione di accoppiamento e la possibilità di usare sfere con unica tolleranza sul diametro, eliminando nello stesso tempo ogni possibilità di errori, o inaccurately di montaggio delle varie parti.



*Pictures of joints of various types, disassembled in their main components - housing or outer race, cage, race or inner race, balls - along with one of the types of driveshaft which the joint are to be fitted on; the driveshaft is complete with some ancillary parts - rubber boot, clamps .. The photographic blowup of the cage, highlights that all the twelve contact / holder points of the balls are ground to micron tolerances, increasing by that the perfection of fit and the possibility to use balls of one tolerance only, in micron, on the diameter, and excluding at the same time any chance of mistakes or inaccuracies when assembling the various components.*



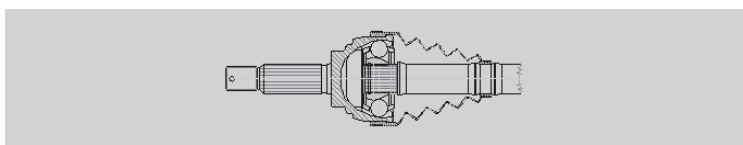
*Images de joints de types divers, démontés dans ses composants principaux - carter, cage, noyau, billes avec un des types de transmission sur lequel ces joints sont montés; la transmission avec d'autres accessoires - soufflet en caoutchouc, colliers de serrage... L'agrandissement photographique de la cage fait bien ressortir que tous le douze points de contact / logement des billes sont rectifiés avec de tolérances de micron, augmentant pour cela la perfection d'accouplement et la possibilité d'utiliser billes de la plus haute précision et avec une tolérance unique sur le diamètre, éliminant en même temps toute possibilité d'erreurs ou négligences dans l'assemblage des composants divers.*



*Bilder verschiedener Gelenktypen, zerlegt in ihre Hauptbestandteile - Gehäuse, Käfig, Kugeln zusammen mit einem der Gelenkwellentypen, auf den dieses Gelenk montiert wird; die Gelenkwelle ist komplett mit den Zusatzteilen - Manschette, Schellen... Die vergrößerte Fotografie des Käfigs verdeutlicht, daß alle zwölf Kontaktpunkte der Kugeln bis auf Mikrontoleranzen geschliffen sind, so daß ein Maximum an Paßperfektion erreicht wird. Hierdurch wird ein einerseits die Möglichkeit gegeben, nur Kugeln einer Größe mit gleichem Durchmesser, zu montieren; andererseits wird ausgeschlossen, daß bei der Zusammensetzung der Einzelteile Ungenauigkeiten oder Fehler unterlaufen.*

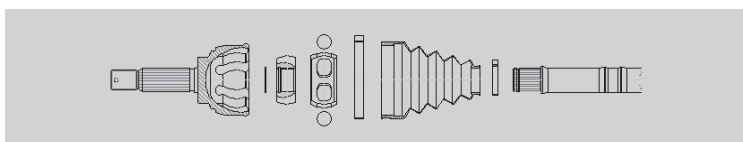


*Representacion de junta de diverso tipo, desmontadas con sus elementos principales - campana, jaula, nuez, bolas - con ilustracion del semieje donde van montados, completo con algunos accesorios - fuelle de goma, abrazadera... La ampliacion fotografica de la jaula pone en evidencia que los doce puntos de contacto / alojamiento de las bolas estan rectificadas con tolerancia de micras, resaltando por lo tanto la perfección de la union y la posibilidad de usar bolas de maxima precision con unica tolerancia en el diametro, eliminando asi cualquier posibilidad de error.*



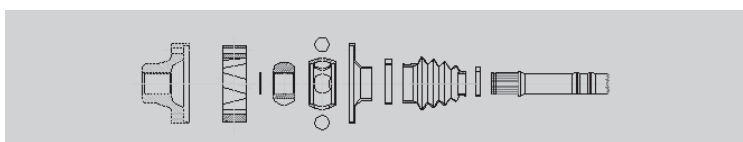
**Giunto omocinetico fisso, per impianto di frenaggio ABS**

*Fixed joint, for ABS brake system*  
*Joint fixe, pour système de freinage ABS*  
*Gleichlauffestgelenk für ABS-Bremssystem*  
*Junta fija, para sistema de frenado ABS*



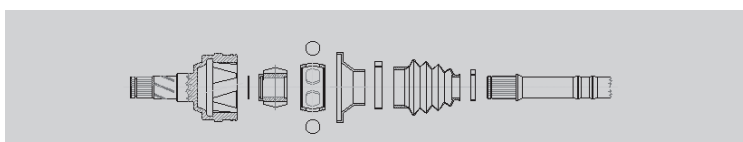
**Esploso di giunto omocinetico fisso, per ABS**

*Exploded view of fixed Joint, for ABS*  
*Vue éclatée de joint fixe, pour ABS*  
*Explosionszeichnung eines Gleichlauffestgelenks für ABS-Bremssystem*  
*Vista pormenorizada de junta fija, para ABS*



**Esploso di giunto omocinetico scorrevole, ad anello**

*Exploded view of plunging joint, ring type*  
*Vue éclatée de joint coulissant, type à bague*  
*Explosionszeichnung eines Gleichlaufosgelenks, Scheibenanschluß Typ*  
*Vista pormenorizada de junta deslizante, tipo a anillo*




**Esploso di giunto omocinetico scorrevole**

*Exploded view of plunging joint*  
*Vue éclatée de joint coulissant*  
*Explosionszeichnung eines Gleichlaufosgelenks*  
*Vista pormenorizada de junta deslizante*

## Rimozione dei giunti dall'albero di trasmissione / Removal of c.v. joints of driveshaft

### Lato ruota / wheel side



Chiedere in morsa l'albero di trasmissione. Rimuovere le fascette e togliere la cuffia dal giunto facendola scorrere sull'albero di trasmissione.

*Grip the driveshaft securely in a vise. Remove the clamps. Take the boot off the joint by sliding it along the driveshaft.*




Qualora l'anello di sicurezza sia visibile lo si dovrà allargare, sfilare il giunto colpendolo sulla faccia frontale.

*If the circlip is visible, spread it open and slide the joint off the shaft, striking it gently on the front face with a plastic hammer.*



In caso di giunti con anello di sicurezza interno (non visibile) si dovrà sfilare il giunto colpendolo sulla faccia frontale del nucleo.

*If the circlip is internal (not visible) the joint has to be removed from the shaft by striking it on the front face of the inner race.*



Rimuovere l'eventuale anello di sicurezza e togliere la cuffia dall'albero. Pulire la scanalatura dell'albero verificando che la dentatura non sia danneggiata.

*Remove the retainer ring, if any, on the driveshaft. Take the boot off the driveshaft. Clean the grooved part and check that the teeth are intact.*

### Lato cambio / gearbox side



Chiedere in morsa l'albero di trasmissione. Rimuovere la fascetta piccola e togliere la cuffia con il proprio coperchio dal giunto.

*Grip the driveshaft securely in a vise. Remove the small clamp. Remove the boot with its cap by sliding it off the driveshaft.*




Togliere l'eventuale coperchio di protezione assicurandosi di non danneggiarlo perché dovrà essere riutilizzato in fase di assemblaggio.

*Remove any protective cap taking care not to damage it because it will have to be used again for assembly.*



Posizionare il giunto sopra le ganasce della morsa in modo che l'albero di trasmissione risulti in posizione. Aprire l'anello di sicurezza con le apposite pinze.

*Position the joint over the jaws of the vise so that the driveshaft is in a vertical position facing downward. Open the circlip using the special pliers.*




Sfilare l'albero dal giunto colpendo la faccia frontale dell'albero. Togliere la cuffia con il proprio coperchio e l'eventuale molla a tazza dall'albero. Pulire la scanalatura dell'albero verificando che la dentatura non sia danneggiata.

*Slide the driveshaft out of the joint by striking the front face of the shaft. Remove the boot from the driveshaft, with its cap and the Belleville washer, if any. Clean the grooved part and check that the teeth are intact.*


## Montaggio dei giunti sull'albero di trasmissione / Assembly of c.v. joints on driveshaft

### Lato ruota / wheel side



Posizionare la fascetta piccola e la cuffia sull'albero. In caso di giunto con molla a tazza e rondella di chiusura spingere questi pezzi sull'albero.

*Place the small clamp and the boot on the shaft. If the joint is provided with a Belleville washer and lock washer, push these parts onto the shaft.*



In caso di giunti con anello di sicurezza interno di forma circolare questi deve essere collocato nella scanalatura dell'albero. Usare sempre un anello di sicurezza nuovo. Qualora il sistema di fissaggio preveda un seeger questi è fornito dalla Metelli già posizionato nel nucleo.

*If the joint has an internal circlip this has to be fitted in the groove on the driveshaft. Always fit a new ring. If the fastening system requires a Seeger ring this is supplied by Metelli already in place on the inner race.*



Lo standard Metelli prevede giunti pre-lubrificati con la quantità di grasso ottimale. Fanno eccezione alcuni giunti per i quali il grasso viene fornito a parte: in questo caso si dovrà riempire il giunto con circa metà del grasso fornito.

*According to the Metelli standards, joints are supplied pre-lubricated with the optimum amount of grease. A few types of joints are supplied with a separate container of grease. In this case the joint should be filled with about half the grease in the container.*




Accoppiare le scanalature del nucleo con quelle dell'albero: porre attenzione all'anello di sicurezza. Utilizzando un martello di plastica spingere lentamente il giunto sull'albero sino a quando l'anello di sicurezza si è chiuso a scatto. Controllare che il giunto non abbia la possibilità di scorrere sull'albero.

*Match the splines on the inner race with those on the grooved part of the shaft. Pay particular attention to the retainer ring. Using a plastic hammer, push the joint onto the shaft slowly until the retainer ring snaps shut. Do not fail to check that the joint is fitted securely on the shaft and cannot slide.*

segue


## Montaggio dei giunti sull'albero di trasmissione / Assembly of c.v. joints on driveshaft

### Lato ruota / wheel side



Se il grasso è fornito a parte utilizzare quello rimasto per ingrassare completamente il giunto. Calzare la cuffia e stringere la fascetta grande con la pinza. Controllare che la cuffia sia ancorata al giunto.

*If the grease has been supplied separately, use the remaining amount to grease the joint completely. Fit the boot on the joint in the correct position and tighten the large clamp with pliers. Make sure the boot is securely anchored to the joint.*



Usando un cacciavite interposto tra la cuffia e l'albero di trasmissione far fuoriuscire l'aria dalla cuffia.


*Insert a screwdriver between the boot and the driveshaft to let the air out of the boot.*



Stringere la fascetta piccola e controllare che la cuffia sia ermeticamente chiusa. Far effettuare al giunto alcune rotazioni rispetto all'asse dell'albero per controllare la correttezza dell'installazione eseguita.


*Tighten the small clamp using pliers and check that the boot is hermetically sealed. Turn the joint a few times around the shaft axis to check that it is correctly installed.*

### Lato cambio / gearbox side




Posizionare la fascetta e la cuffia con il proprio coperchio sull'albero. In caso di giunto con molla a tazza posizionarla correttamente sull'albero di trasmissione.

*Place the clamp and boot with its cap on the shaft. If the joint is provided with a Belleville washer, position it correctly on the driveshaft.*




Accoppiare le scanalature del nucleo con quelle dello scanalato dell'albero e spingere il giunto se fosse necessario battere attentamente sul nucleo.

*Match the grooves on the nucleus with those on the grooved part of the shaft and push the joint onto the shaft. If necessary, strike carefully on the inner race.*




Applicare l'anello di sicurezza nella gola dell'albero di trasmissione. Usare sempre un anello di sicurezza nuovo.

*Fit the retainer ring in the groove on the driveshaft. Always use a new ring.*



Riempire il giunto dal lato opposto della cuffia con circa metà del grasso contenuto nel tubetto fornito.

*Fill the joint from the side opposite the boot with about half the grease in the tube supplied.*




Montare l'eventuale coperchio di protezione assicurandosi di far coincidere i fori con quelli del giunto.

*If a protective cap is provided, fit it in place taking care to match the holes with those on the joint.*




Riempire il giunto dal lato della cuffia con il grasso rimanente.

*Fill the joint from the boot side with the remaining grease.*



Far calzare il coperchio della cuffia sul giunto prestando attenzione a far coincidere i fori con quelli del giunto.

*Fit the cowling cap on the joint taking care to match its holes with those on the joint.*



Chiudere la fascetta piccola in modo che la cuffia risulti saldamente ancorata all'albero di trasmissione.

*Close the small clamp so that the boot is securely anchored to the joint.*

2013

C.V. joints, driveshafts, boot kit / Giunti omocinetici, semiassi, KIT cuffia / Joints homocinétiques, arbre de transmission, kit de soufflet de transmission / Gleichlaufgelenke, Antriebswellen, Faltenbalg-Satz, Juntas homocinéticas, transmisiones, fuelle

MAKE - MODEL	PAGE	MAKE - MODEL	PAGE	MAKE - MODEL	PAGE	MAKE - MODEL	PAGE	MAKE - MODEL	PAGE
<b>AIXAM</b>		90 I (81, 85, B2).....	53	3 III Compact (E36).....	100	Spark I.....	111	Ax (ZA).....	116
Berline, Mini van , Pick Up.....	1	90 II (89, 89Q, 8A, B3).....	54	3 III Touring (E36).....	100			Axel.....	117
		A1 (8X1, 2, A), Sportback.....	57	3 IV (E46).....	100	<b>CHEVROLET USA</b>		Berlingo I (MF).....	118
<b>ALFA ROMEO</b>		A2 (8Z0).....	57	3 IV Cabrio, Coupe (E46).....	101			Berlingo II.....	119
		A3 I (8L1).....	58	3 IV Compact (E46).....	102	Beretta.....	111	Bx (XB).....	120
145, 146 (930).....	1	A3 II (8P1), Sportback.....	59	3 IV Touring (E46).....	102	Cavalier I.....	111	C1 (PM, PN).....	123
147 (937).....	3	A3 II Cabrio.....	62	5 III (E34).....	103	Cavalier II.....	111	C2 (JM).....	123
155 (167).....	5	A3 III (8V1), Sportback (8VA).....	63	5 III Touring (E34).....	103	Cavalier III.....	111	C3 I (FC).....	124
156 (932), Sportwagon.....	8	A4 I (8D2, B5), Avant.....	63	5 IV (E39).....	103	Celebrity.....	111	C3 I Pluriel (HB).....	126
159, Sportwagon (140).....	10	A4 II (8E2, B6), Avant.....	69	X3 (E83).....	104	Corsica.....	111	C3 II.....	126
164 (164/168).....	11	A4 II Cabrio (8H7).....	72	X5 (E53).....	105	Corsica I.....	112	C3 Picasso.....	127
166 (936).....	13	A4 III (8EC), Avant.....	74	Z3 (E36).....	106	Corsica II.....	112	C4 Grand Picasso (UA).....	127
1750-2000.....	14	A4 IV (8K2, K5), Avant.....	76	Z4 I (E85, 86).....	106	Corsica III.....	112	C4 I, Coupe (LC, LA).....	128
33 I (905,A), Sportwagon.....	14	A4 IV (8KH) Allroad.....	78			Kadett.....	112	C4 II (B71).....	129
33 II (907A,B), Sportwagon.....	16	A5 (8T3), Sportback.....	78	<b>BUICK</b>		Lumina APV.....	112	C4 Picasso (UD).....	130
75 (162B).....	18	A6 I (4A, C4), Avant.....	79	Century.....	106	Monza.....	112	C5 I, Break (DC, DE).....	130
90 (162).....	18	A6 II (4B, C5), Avant.....	82	Electra.....	106	Nova.....	112	C5 II, Break (RC, RE).....	131
Alfasud (901).....	18	A6 II Allroad (4BH, C5).....	85	Park Avenue.....	107	Nova S.....	113	C5 III, Break (RD, TD).....	131
Alfasud Sprint (902.A).....	19	A6 III (4F2), Avant.....	86	Reatta E.....	107	Sprint.....	113	C8 (EA, EB).....	132
Alfetta (116).....	20	A6 IV (4G2, 5), Avant.....	89	Riviera.....	107			DS3.....	133
Arna (920).....	20	A8 I (4D2, 4D8).....	89	Skyhawk I.....	107	<b>CHRYSLER</b>		DS4.....	133
Brera (177).....	21	A8 II (4E).....	90	Skyhawk II.....	107			DS5.....	134
Giulietta II (116).....	21	A8 III (4H).....	90	Skyhawk III.....	107	Grand Voyager III.....	113	Dyane.....	134
Giulietta III (940).....	22	Cabrio (8G7, B4).....	91	Skylark.....	107	New Yorker.....	113	Evasion (22,U6).....	134
GT (937).....	22	Coupe I (81, 85).....	91	Somerset I.....	107	Voyager I (ES).....	113	LNA.....	135
GTV (116).....	23	Coupe II (89, 8B).....	93	Somerset II.....	107	Voyager II (GS).....	114	Mehari.....	135
GTV (916C).....	23	Fox.....	95			Voyager III (RG).....	114	Olcit.....	136
Mito (955).....	24	Q3.....	95	<b>CADILLAC</b>		Voyager IV.....	114	Saxo (S0,S1).....	136
Spider (916S).....	25	Q5 (8R).....	95	Deville - Concours.....	107			Visa.....	138
Spider (939).....	26	Q7 (4L).....	96	Eldorado.....	108	<b>CHRYSLER USA</b>		Xantia I (X1).....	138
		Quattro (85).....	96	Fleetwood.....	108			Xantia I (X1) Break.....	140
<b>AUDI</b>		TT I (8N3,9), Roadster.....	97	Seville.....	108	Colt.....	114	Xantia II (X2).....	141
		TT II (8J3,9), Roadster.....	97	Seville I.....	108	Fifth Avenue.....	115	Xantia II (X2) Break.....	142
100 I (C1).....	26	V8 (D1).....	98	Seville II.....	108	Imperial.....	115	XM I (Y3).....	143
100 II (43, C2), Avant.....	26					Le Baron.....	115	XM I (Y3) Break.....	144
100 III (44, 44Q, C3), Avant.....	27	<b>AUTOBIANCHI</b>		<b>CHEVROLET</b>		Le Baron GTS.....	115	XM II (Y4).....	145
100 IV (4A, C4), Avant.....	33	A111.....	98	Aveo II (T200, 250).....	108	New Yorker.....	115	XM II (Y4) Break.....	145
200 I (43).....	35	A112.....	98	Captiva (C100, 140).....	108	New Yorker Landau.....	115	Xsara (N1/0), Coupe.....	145
200 II (44, 44Q), Avant.....	35	Y10.....	98	Cruze.....	109	Phantom.....	115	Xsara (N2) Break.....	148
4000.....	37	Y10 (RES. 1992).....	99	Kalos.....	109	Sebring.....	115	Xsara Picasso (N68).....	150
50 (86).....	37			Lacetti.....	110			ZX (N2).....	150
5000.....	38	<b>BMW</b>		Matiz.....	110	<b>CITROËN</b>		ZX (N2) Break.....	153
80 I (80, 82, B1).....	38			Nubira, SW.....	110				
80 II (81, 85, B2).....	39	3 III (E36).....	99			2 CV.....	116	<b>CITROËN LCV</b>	
80 III (89, 89Q, 8A, B3).....	43	3 III Cabrio, Coupe (E36).....	99			Ami.....	116	Berlingo I Van (M).....	155
80 IV (8C, B4), Avant.....	49							Berlingo II Van.....	157







MAKE - MODEL	PAGE	MAKE - MODEL	PAGE	MAKE - MODEL	PAGE	MAKE - MODEL	PAGE	MAKE - MODEL	PAGE				
<b>FORD LCV, TRUCK</b>		<b>HONDA</b>		Quintet (SU)..... 319 Vigor..... 319		<b>KIA</b>		Trevi (828DB)..... 347 Y (840A)..... 347 Y10 (156)..... 349 Ypsilon I (843)..... 349 Zeta (220)..... 350					
Escort III Van (AVA)..... 293 Escort VI Van (AVL)..... 293 Fiesta I Van..... 293 Fiesta II Van..... 294 Fiesta III Van, Courier..... 294 Fiesta IV Van, Courier..... 295 Fiesta V Van..... 295 Tourneo Connect..... 295 Transit Connect..... 296 Transit VII (FA, FD, FM)..... 296 Transit VIII..... 297		Accord I (SJ, SY, SM, SV, SZ)..... 302 Accord II (AC, AD)..... 302 Accord III (CA4, CA5), Aerodeck... 302 Accord IV (CB3, CB7)..... 303 Accord V (CC7)..... 304 Accord VI (CE, CF)..... 305 Accord VII (CG)..... 305 Accord VIII, Tourer (CL, CM)..... 305 Ballade..... 306 City..... 306 Civic I..... 306 Civic I Shuttle (AN, AR)..... 307 Civic II..... 307 Civic II Shuttle (EE)..... 308 Civic III (EC, ED, EE)..... 308 Civic IV (EG)..... 309 Civic IV Coupe (EJ)..... 310 Civic IV Coupe (MA, MB)..... 310 Civic V (EJ9, EK1/3/4)..... 311 Civic V Aerodeck (MC)..... 311 Civic V Fastback (MA, MB)..... 311 Civic VI..... 311 Civic VI Coupe (EM)..... 312 Civic VI Hatchback (EU, EP)..... 312 Civic VII H-Back (FD)..... 312 Civic VIII..... 312 Concerto (HW)..... 312 Cr-v I (RD1, 3)..... 313 Cr-v II (RD8)..... 313 Crx I (AF, AS)..... 314 Crx II (ED, EE)..... 314 Crx III (EH, EG)..... 314 Domani..... 315 FR-V (BE)..... 315 HR-V (GH)..... 315 Inspire..... 315 Integral I (DA1,2,4)..... 315 Integral II (DA5,6)..... 316 Jazz II (GA)..... 316 Jazz III (GD)/ Fit..... 316 Jazz IV (GE)/ Fit..... 316 Legend I (HS, KA)..... 317 Legend II (KA7)..... 317 Prelude I Coupe (SN)..... 317 Prelude II (AB)..... 317 Prelude III (BA)..... 318 Prelude IV (BB)..... 319		<b>HYUNDAI</b>		Accent I (X-3)/Pony III..... 319 Accent II (LC)/Verna..... 320 Accent III (MC)..... 320 Atos (MX)/ Amica..... 320 Atos Prime (MX)/ Amica..... 321 Coupe I (RD)/Tiburon..... 321 Coupe II (GK)..... 321 Elantra (XD)..... 321 Excel I (X1)..... 321 Getz (TB)..... 321 i10..... 322 Lantra I (J-1)..... 322 Lantra II (J-2), SW..... 323 Matrix (FC)..... 323 Pony I..... 323 Pony II (X-2)..... 323 S Coupe (SLC)..... 323 Santa Fe I (SM)..... 324 Santa Fe II (CM)..... 324 Sonata I (Y-2)..... 324 Sonata III (EF)..... 325 Sonata IV..... 325 Stellar..... 325 Tucson (JM)..... 325		Carens I..... 328 Carens II..... 328 Carnival I (UP)..... 328 Carnival II/ Sedona (GQ)..... 329 Clarus (K9A), SW..... 329 Festiva..... 329 Picanto I (BC)..... 329 Pride (DA)..... 329 Rio I, SW (DC)..... 330 Rio II..... 330 Sephia, Timor (FA)..... 330 Shuma (FB)..... 331 Sorento I (JC)..... 331 Sorento II (XM)..... 331		<b>LAND ROVER</b>		Discovery III (TAA)..... 351 Discovery IV (LA)..... 351 Freelander I (LN)..... 352 Freelander II (FA)..... 353 Range Rover III (LM)..... 353 Range Rover Sport I (LS)..... 353	
<b>FORD USA</b>						<b>LADA</b>		<b>LEXUS</b>					
Probe I..... 297 Probe II (ECP)..... 298 Telstar..... 298						110..... 331 111..... 331 112..... 332 1200-1600..... 332 Kalina (1117, 1118, 1119)..... 332 Niva I (2121)..... 332 Oka (1111)..... 333 Sagona..... 333 Samara, Forma (2108, 2109)..... 334 Shiguli (2107)..... 335		ES I (F1, F2)..... 354 GS I (JZS147)..... 354 LS I (UCF10)..... 354					
<b>GEO</b>								<b>MARUTI</b>					
Metro..... 299 Prizm..... 299 Spectrum..... 299 Storm Coupe, Coda Spiovente..... 299								Udyog..... 354					
<b>GMB</b>								<b>MAZDA</b>					
Ipanema..... 300 Kadett..... 300 Monza..... 300 Vectra..... 300								121 I (DA)..... 354 121 II (DB)..... 355 121 III (JASM, JBSM)..... 355 2 I (DY)..... 355 3 I (BK)..... 355 323 II (BF)..... 356 323 III (BD, BW)..... 356 323 IV (BG)..... 357 323 V (BA)..... 358 323 VI (BJ)..... 358 6 I (GG, GY), SW..... 359 626 II (GC)..... 359 626 III (GD, GV), SW..... 360 626 IV (GE), Cronos..... 362 626 V (GF, GW), SW..... 363 Astina (BP)..... 363 MPV I (LV)..... 364 MX-3 (EC)..... 364					
<b>HOLDEN</b>						<b>LANCIA</b>							
Astra..... 300 Barina..... 301 Camira..... 301 Gemini (TC, TD, TX)..... 301 Nova..... 301						Beta (828B)..... 336 Beta Coupe (828BC)..... 336 Beta H.P.E. (828BF)..... 336 Beta Monte Carlo (137AS,BS)..... 337 Dedra (835)..... 337 Delta I (831AB0)..... 339 Delta II (836)..... 339 Delta III (844)..... 340 Kappa (838A,B), SW..... 341 Lybra (839AX,BX), SW..... 342 Musa I (184)..... 343 Musa II..... 344 Phedra (179)..... 344 Prisma (831AB0)..... 344 Thema (834)..... 345							
				<b>INNOCENTI</b>									
				Elba (146)..... 325 Koral..... 326 Mille..... 326 Mini II..... 326 Mini III..... 326									
				<b>ISUZU</b>									
				Gemini I (JT)..... 327 Mark I..... 327 Stylus..... 328									








































MAKE - MODEL	PAGE	MAKE - MODEL	PAGE	MAKE - MODEL	PAGE	MAKE - MODEL	PAGE	MAKE - MODEL	PAGE
Superb II (3T4, 3T5), SW.....	648	Esteem .....	657	Sprinter II (E8).....	672	Passat III (3A2, 3A5, 35I), Variant ..	733	<b>VOLVO</b>	
Yeti (5L) .....	649	Grand Vitara I (FT, GT) .....	658	Starlet III (P7).....	672	Passat IV (3B2, 3B5), Variant.....	738		
<b>SKODA LCV</b>		Ignis I (FH).....	658	Starlet IV (P8).....	673	Passat V (3B3, 3B6), Variant.....	740	340-360 (343, 345, 344).....	789
Fabia Praktik.....	649	Ignis II (MH).....	658	Tercel I (L1, L2).....	673	Passat VI (3C2, 3C5), Variant .....	742	440 K (445).....	789
Roomster Van, Praktik (5J).....	650	Jimny (FJ).....	658	Yaris I (CP10)/ Vitz.....	673	Passat VII Coupe CC (357) .....	743	460 L (464) .....	790
<b>SMART</b>		Mighty Boy.....	658	Yaris I (NC/LP2) Verso.....	674	Passat VII, Variant (362, 365).....	744	480 E .....	791
Cabrio (450).....	650	Plusa .....	659	Yaris II (C/SP9) .....	674	Phaeton (3D2) .....	745	850 (LS, LW), SW .....	791
City-Coupe (450) .....	650	Samurai (SJ) .....	659	<b>TOYOTA LCV</b>		Polo I (86) .....	745	C30 .....	793
Forfour (454).....	651	Splash .....	659	Hilux I (N) .....	675	Polo II (86C, 80), Classic, Coupe ...	746	C70 I Coupe, Cabrio.....	794
Fortwo I (450) .....	651	Swift I (AA) .....	659	Hilux I (N) Pick-Up.....	675	Polo III (6N1).....	747	C70 II Coupe, Cabrio.....	795
Roadster, Coupe (452) .....	651	Swift II (AH, AJ, EA, MA).....	659	<b>VOLKSWAGEN</b>		Polo III-IV (6KV2) Classic .....	749	S40 I / V40 (VW, VS).....	796
<b>SUBARU</b>		Swift III (SG) .....	660	1500,1600 (31, 36), Variant .....	675	Polo IV (6KV5) Variant.....	750	S40 II / V50 (MW, MS) .....	797
Alcyone .....	652	Vitara (ET, TA) .....	660	411,412, Variant.....	675	Polo IV (6N2) .....	752	S60 I .....	798
Brat .....	652	Wagon R+ I (EM).....	661	Bora (1J2, 1J6), Variant .....	676	Polo V (9N) .....	754	S60 II .....	799
Brumby .....	652	Wagon R+ II (MM).....	661	Corrado (53I).....	678	Polo VI (6R) .....	756	S70 .....	800
Forester I (SF) .....	652	<b>TOYOTA</b>		Dasher .....	679	Quantum I .....	757	S80 I (TS, XY) .....	802
Impreza I (GC, GF), SW .....	652	Auris I (ZZE15).....	661	Derby I (86) .....	679	Rabbit .....	757	S80 II .....	803
Justy I (KAD)/ Trendy .....	653	Avensis I (T22), SW .....	661	Derby II (86C, 80).....	680	Rabbit Convertible .....	757	V60 .....	804
Justy III (G3X).....	653	Avensis II (T25), SW .....	662	Eos .....	680	Santana II (32B).....	758	V70 I SW (P80) .....	804
Legacy I (BC, BJF), SW .....	653	Avensis Verso (M20).....	662	Fox .....	681	Scirocco I (53).....	758	V70 II SW .....	807
Legacy II (BD, BG), SW .....	654	Aygo (KGB,WNB).....	662	Gol (5Z1).....	681	Scirocco II (53B) .....	760	V70 III SW (P80) .....	807
Legacy III (BE, BH), SW .....	654	Camry (V1)/ Vista/ Scepter.....	662	Gol / Parati / Saveiro.....	682	Scirocco III (137).....	762	XC70 I Cross Country .....	808
Leone I (AB), SW .....	654	Camry (V2), SW .....	663	Golf I (17, 155) .....	682	Sharan I (7M8, 7M9).....	763	XC90 .....	808
Leone II, SW .....	654	Camry (V20) .....	663	Golf II (19E, 1G1).....	687	Sharan II (7N) .....	764	<b>ZASTAVA</b>	
Liberty .....	655	Carina II (T15) .....	663	Golf III (1H1).....	692	Tiguan I (5N1).....	764	101 (1100).....	808
Loyale .....	655	Carina II (T17), SW .....	663	Golf III (1H5) Variant .....	700	Tiguan II (5N2).....	765	Yugo 45/55/65 .....	809
Rex III .....	655	Carina III E (T19), SW .....	664	Golf IV (1J1, 5), Variant.....	705	Touareg I (7LA).....	765	Yugo Florida.....	809
SVX (CX) .....	655	Carina III E (T19), SW .....	664	Gol / Parati / Saveiro.....	682	Touran (1T1, 1T2).....	766	<b>ZAZ</b>	
Vortex (XT) .....	656	Celica II (TA60, RA40, RA6) .....	665	Golf I (17, 155) .....	682	Vento (1H2) .....	768	Tavrija.....	809
<b>SUZUKI</b>		Celica III (T16) .....	665	Golf II (19E, 1G1).....	687	Voyage.....	771	<b>VOLKSWAGEN LCV</b>	
Alto I (SS80) .....	656	Celica IV (T18) .....	666	Golf III (1H1).....	692	Caddy I (14).....	772	Caddy II (9K9).....	773
Alto II (EC) .....	656	Corolla III (E8) .....	666	Golf III (1H5) Variant .....	700	Caddy II (9U7) Pick-Up.....	774	Caddy III (2KA, KB) .....	775
Alto III (EF).....	656	Corolla IV (E9), SW, .....	667	Golf IV (1J1, 5), Variant.....	705	Crafter (2E) .....	776	Crafter (2E) .....	776
Baleno (EG), SW .....	656	Corolla V (E10), SW, .....	668	Gol / Parati / Saveiro.....	682	Fox Van II .....	777	Fox Van II .....	777
Cervo - Fronte.....	657	Corolla VI (E11), SW .....	669	Golf I (17, 155) .....	682	Multivan V (7HM).....	777	Multivan V (7HM).....	777
Cultus - Forsa I .....	657	Corolla VII (E12) Verso .....	669	Golf II (19E, 1G1).....	687	Polo Van II (6NF).....	778	Polo Van II (6NF).....	778
Cultus - Forsa II .....	657	Corolla VII (E12), SW .....	669	Golf III (1H1).....	692	Transporter II .....	778	Transporter II .....	778
<b>SUZUKI</b>		Corona II.....	670	Golf III (1H5) Variant .....	700	Transporter III .....	778	Transporter III .....	778
Alto I (SS80) .....	656	Corona II.....	670	Golf IV (1J1, 5), Variant.....	705	Transporter IV .....	780	Transporter IV .....	780
Alto II (EC) .....	656	Land Cruiser II (J6).....	670	Gol / Parati / Saveiro.....	682	Transporter V .....	788	Transporter V .....	788
Alto III (EF).....	656	Land Cruiser III (J7).....	671	Golf I (17, 155) .....	682	Caddy I (14).....	772	Caddy II (9K9).....	773
Baleno (EG), SW .....	656	Land Cruiser IV 80 (J8).....	671	Golf II (19E, 1G1).....	687	Caddy II (9U7) Pick-Up.....	774	Caddy III (2KA, KB) .....	775
Cervo - Fronte.....	657	Levin I.....	671	Golf III (1H1).....	692	Crafter (2E) .....	776	Crafter (2E) .....	776
Cultus - Forsa I .....	657	MR 2 I (W1) .....	671	Golf III (1H5) Variant .....	700	Fox Van II .....	777	Fox Van II .....	777
Cultus - Forsa II .....	657	Picnic I (XM10).....	671	Golf IV (1J1, 5), Variant.....	705	Multivan V (7HM).....	777	Multivan V (7HM).....	777
<b>SUZUKI</b>		Previal I (TCR1, 2) .....	672	Gol / Parati / Saveiro.....	682	Polo Van II (6NF).....	778	Polo Van II (6NF).....	778
Alto I (SS80) .....	656	Rav 4 I (XA1).....	672	Golf I (17, 155) .....	682	Transporter II .....	778	Transporter II .....	778
Alto II (EC) .....	656	Rav 4 II (XA2).....	672	Golf II (19E, 1G1).....	687	Transporter III .....	778	Transporter III .....	778
Alto III (EF).....	656	<b>TOYOTA</b>		Golf III (1H1).....	692	Transporter IV .....	780	Transporter IV .....	780
Baleno (EG), SW .....	656	1500,1600 (31, 36), Variant .....	675	Golf III (1H5) Variant .....	700	Transporter V .....	788	Transporter V .....	788
Cervo - Fronte.....	657	411,412, Variant.....	675	Golf IV (1J1, 5), Variant.....	705	Caddy I (14).....	772	Caddy II (9K9).....	773
Cultus - Forsa I .....	657	Bora (1J2, 1J6), Variant .....	676	Gol / Parati / Saveiro.....	682	Caddy II (9U7) Pick-Up.....	774	Caddy III (2KA, KB) .....	775
Cultus - Forsa II .....	657	Corrado (53I).....	678	Golf I (17, 155) .....	682	Crafter (2E) .....	776	Crafter (2E) .....	776
<b>SUZUKI</b>		Dasher .....	679	Golf II (19E, 1G1).....	687	Fox Van II .....	777	Fox Van II .....	777
Alto I (SS80) .....	656	Derby I (86) .....	679	Golf III (1H1).....	692	Multivan V (7HM).....	777	Multivan V (7HM).....	777
Alto II (EC) .....	656	Derby II (86C, 80).....	680	Golf III (1H5) Variant .....	700	Polo Van II (6NF).....	778	Polo Van II (6NF).....	778
Alto III (EF).....	656	Eos .....	680	Golf IV (1J1, 5), Variant.....	705	Transporter II .....	778	Transporter II .....	778
Baleno (EG), SW .....	656	Fox .....	681	Gol / Parati / Saveiro.....	682	Transporter III .....	778	Transporter III .....	778
Cervo - Fronte.....	657	Gol (5Z1).....	681	Golf I (17, 155) .....	682	Transporter IV .....	780	Transporter IV .....	780
Cultus - Forsa I .....	657	Gol / Parati / Saveiro.....	682	Golf II (19E, 1G1).....	687	Transporter V .....	788	Transporter V .....	788
Cultus - Forsa II .....	657	Golf I (17, 155) .....	682	Golf III (1H1).....	692	Caddy I (14).....	772	Caddy II (9K9).....	773
<b>SUZUKI</b>		Golf II (19E, 1G1).....	687	Golf III (1H5) Variant .....	700	Caddy II (9U7) Pick-Up.....	774	Caddy III (2KA, KB) .....	775
Alto I (SS80) .....	656	Golf III (1H1).....	692	Golf IV (1J1, 5), Variant.....	705	Crafter (2E) .....	776	Crafter (2E) .....	776
Alto II (EC) .....	656	Golf III (1H5) Variant .....	700	Gol / Parati / Saveiro.....	682	Fox Van II .....	777	Fox Van II .....	777
Alto III (EF).....	656	Golf IV (1J1, 5), Variant.....	705	Golf I (17, 155) .....	682	Multivan V (7HM).....	777	Multivan V (7HM).....	777
Baleno (EG), SW .....	656	Gol / Parati / Saveiro.....	682	Golf II (19E, 1G1).....	687	Polo Van II (6NF).....	778	Polo Van II (6NF).....	778
Cervo - Fronte.....	657	Golf I (17, 155) .....	682	Golf III (1H1).....	692	Transporter II .....	778	Transporter II .....	778
Cultus - Forsa I .....	657	Golf II (19E, 1G1).....	687	Golf III (1H5) Variant .....	700	Transporter III .....	778	Transporter III .....	778
Cultus - Forsa II .....	657	Golf III (1H1).....	692	Golf IV (1J1, 5), Variant.....	705	Transporter IV .....	780	Transporter IV .....	780
<b>SUZUKI</b>		Golf III (1H5) Variant .....	700	Gol / Parati / Saveiro.....	682	Transporter V .....	788	Transporter V .....	788
Alto I (SS80) .....	656	Golf IV (1J1, 5), Variant.....	705	Golf I (17, 155) .....	682	Caddy I (14).....	772	Caddy II (9K9).....	773
Alto II (EC) .....	656	Gol / Parati / Saveiro.....	682	Golf II (19E, 1G1).....	687	Caddy II (9U7) Pick-Up.....	774	Caddy III (2KA, KB) .....	775
Alto III (EF).....	656	Golf I (17, 155) .....	682	Golf III (1H1).....	692	Crafter (2E) .....	776	Crafter (2E) .....	776
Baleno (EG), SW .....	656	Golf II (19E, 1G1).....	687	Golf III (1H5) Variant .....	700	Fox Van II .....	777	Fox Van II .....	777
Cervo - Fronte.....	657	Golf III (1H1).....	692	Golf IV (1J1, 5), Variant.....	705	Multivan V (7HM).....	777	Multivan V (7HM).....	777
Cultus - Forsa I .....	657	Golf III (1H5) Variant .....	700	Gol / Parati / Saveiro.....	682	Polo Van II (6NF).....	778	Polo Van II (6NF).....	778
Cultus - Forsa II .....	657	Golf IV (1J1, 5), Variant.....	705	Golf I (17, 155) .....	682	Transporter II .....	778	Transporter II .....	778
<b>SUZUKI</b>		Gol / Parati / Saveiro.....	682	Golf II (19E, 1G1).....	687	Transporter III .....	778	Transporter III .....	778
Alto I (SS80) .....	656	Golf I (17, 155) .....	682	Golf III (1H1).....	692	Transporter IV .....	780	Transporter IV .....	780
Alto II (EC) .....	656	Golf II (19E, 1G1).....	687	Golf III (1H5) Variant .....	700	Transporter V .....	788	Transporter V .....	788
Alto III (EF).....	656	Golf III (1H1).....	692	Golf IV (1J1, 5), Variant.....	705	Caddy I (14).....	772	Caddy II (9K9).....	773
Baleno (EG), SW .....	656	Golf III (1H5) Variant .....	700	Gol / Parati / Saveiro.....	682	Caddy II (9U7) Pick-Up.....	774	Caddy III (2KA, KB) .....	775
Cervo - Fronte.....	657	Golf IV (1J1, 5), Variant.....	705	Golf I (17, 155) .....	682	Crafter (2E) .....	776	Crafter (2E) .....	776
Cultus - Forsa I .....	657	Gol / Parati / Saveiro.....	682	Golf II (19E, 1G1).....	687	Fox Van II .....	777	Fox Van II .....	777
Cultus - Forsa II .....	657	Golf I (17, 155) .....	682	Golf III (1H1).....	692	Multivan V (7HM).....	777	Multivan V (7HM).....	777
<b>SUZUKI</b>		Golf II (19E, 1G1).....	687	Golf III (1H5) Variant .....	700	Polo Van II (6NF).....	778	Polo Van II (6NF).....	778
Alto I (SS80) .....	656	Golf III (1H1).....	692	Golf IV (1J1, 5), Variant.....	705	Transporter II .....	778	Transporter II .....	778
Alto II (EC) .....	656	Golf III (1H5) Variant .....	700	Gol / Parati / Saveiro.....	682	Transporter III .....	778	Transporter III .....	778
Alto III (EF).....	656	Golf IV (1J1, 5), Variant.....	705	Golf I (17, 155) .....	682	Transporter IV .....	780	Transporter IV .....	780
Baleno (EG), SW .....	656	Gol / Parati / Saveiro.....	682	Golf II (19E, 1G1).....	687	Transporter V .....	788	Transporter V .....	788
Cervo - Fronte.....	657	Golf I (17, 155) .....	682	Golf III (1H1).....	692	Caddy I (14).....	772	Caddy II (9K9).....	773
Cultus - Forsa I .....	657	Golf II (19E, 1G1).....	687	Golf III (1H5) Variant .....	700	Caddy II (9U7) Pick-Up.....	774	Caddy III (2KA, KB) .....	775
Cultus - Forsa II .....	657	Golf III (1H1).....	692	Golf IV (1J1, 5), Variant.....	705	Crafter (2E) .....	776	Crafter (2E) .....	776
<b>SUZUKI</b>		Golf III (1H5) Variant .....	700	Gol / Parati / Saveiro.....	682	Fox Van II .....	777	Fox Van II .....	777
Alto I (SS80) .....	656	Golf IV (1J1, 5), Variant.....	705	Golf I (17, 155) .....	682	Multivan V (7HM).....	777	Multivan V (7HM).....	777
Alto II (EC) .....	656	Gol / Parati / Saveiro.....	682	Golf II (19E, 1G1).....	687	Polo Van II (6NF).....	778	Polo Van II (6NF).....	778
Alto III (EF).....	656	Golf I (17, 155) .....	682	Golf III (1H1).....	692	Transporter II .....	778	Transporter II .....	778
Baleno (EG), SW .....	656	Golf II (19E, 1G1).....	687	Golf III (1H5) Variant .....	700	Transporter III .....	778	Transporter III .....	778
Cervo - Fronte.....	657	Golf III (1H1).....	692	Golf IV (1J1, 5), Variant.....	705	Transporter IV .....	780	Transporter IV .....	780
Cultus - Forsa I .....	657	Golf III (1H5) Variant .....	700	Gol / Parati / Saveiro.....	682	Transporter V .....	788	Transporter V .....	788
Cultus - Forsa II .....	657	Golf IV (1J							

## AIXAM




























Berline, Mini van , Pick Up '96-		L/R			NOTE	CIFAM ref.	ABS	A	B	C	D	E	F	H	I	L	M	Fig
0.5D (10 kW) Eng. Z482		97-		•		<b>607-237</b>		18	18	42	65,1	48					11	3
		97-		•		<b>617-021</b>		18	18		62							





















## ALFA ROMEO

145, 146 (930) '94-'01		L/R			NOTE	CIFAM ref.	ABS	A	B	C	D	E	F	H	I	L	M	Fig	
1.4 i.e. (66 kW) Eng. AR33501		10/94-11/96		•	+ABS	<b>613-020</b>				25	86	96							
		10/94-11/96		•	-ABS, Vett -0059570	<b>613-092</b>				25	86	96							
		10/94-11/96		•	-ABS, Vett 0059571-	<b>613-149</b>				25	86	96							
		10/94-11/96		•	+ABS	<b>607-110</b>	44	25	25	52	90	47						4	2
		10/94-11/96		•	-ABS, Vett -0059570	<b>607-109</b>		25	25	52	90	47						4	2
		10/94-11/96		•	-ABS, Vett 0059571-	<b>607-211</b>		25	25	52	90	47						4	3
		94-12/96	L/R		+ABS	<b>655-192</b>	44	25	24		90	94		85			645	s10	
	1.4 i.e. 16v T.S. (76 kW) Eng. AR33503/ AR38501		12/96-01/99		•	+/-ABS, G.Box:C510	<b>613-149</b>				25	86	96						
			12/96-10/98		•	Ch 3180592-, G.Box:C513	<b>613-217</b>				20	75	105						
12/96-10/98				•	+ABS, Ch -3180591, G.Box:C513	<b>613-167</b>				20	75	105							
		12/96-01		•		<b>614-019</b>				25	62	81							
		11/98-1/99		•	G.Box:C510	<b>607-258</b>		25	25	51	90	47						4	3
		12/96-10/98		•	Ch 3180592-, G.Box:C513	<b>607-306</b>		25	22	51	83	47						4	3
		12/96-10/98		•	+ABS, G.Box:C510	<b>607-212</b>	44	25	25	52	90	47						4	3
		12/96-10/98		•	+ABS, Ch -3180591, G.Box:C513	<b>607-210</b>	44	25	22	52	87	47						4	3
		12/96-10/98		•	-ABS, G.Box:C510	<b>607-211</b>		25	25	52	90	47						4	3
		12/96-01		•		<b>617-020</b>			25		100								
		1/97-10/98	L/R			+ABS, Ch -3161888, G.Box:C510	<b>655-194</b>	44	25	25		90	100		85			475	s10
		11/98-	L				<b>655-422</b>		25	25		83	100		85			608	s1
		11/98-	R				<b>655-423</b>		25	25		83	100		85			945	s1
1.6 i.e. (76 kW) Eng. AR33201			10/94-11/96		•	+ABS	<b>613-020</b>				25	86	96						
			10/94-11/96		•	-ABS, Vett -0059570	<b>613-092</b>				25	86	96						
	10/94-11/96			•	-ABS, Vett 0059571-	<b>613-149</b>				25	86	96							
		10/94-11/96		•	+ABS	<b>607-110</b>	44	25	25	52	90	47						4	2
		10/94-11/96		•	-ABS, Vett -0059570	<b>607-109</b>		25	25	52	90	47						4	2
		10/94-11/96		•	-ABS, Vett 0059571-	<b>607-211</b>		25	25	52	90	47						4	3
		94-12/96	L/R		+ABS	<b>655-192</b>	44	25	24		90	94		85			645	s10	

145, 146 (930) '94-'01		L/R			NOTE	CIFAM ref.	ABS	A	B	C	D	E	F	H	I	L	M	Fig
1.6 i.e. 16v T.S. (88 kW) Eng. AR38201/ AR67601		12/96-01/01		●	+/-ABS	613-149				25	86	96						
		12/96-01			●	614-019				25	62	81						
		11/98-01		●		607-258		25	25	51	90	47					4	3
		12/96-10/98		●	+ABS	607-212	44	25	25	52	90	47					4	3
		12/96-10/98		●	-ABS	607-211		25	25	52	90	47					4	3
		12/96-01			●	617-020			25		100							
		1/97-10/98	L/R			+ABS	655-194	44	25	25		90	100		85		475	s10
		11/98-	L/R				655-327		25	25		90	100		85		488	s10
1.7 i.e. 16v (95 kW) Eng. AR33401		10/94-		●	-ABS, Vett -0059570	613-092				25	86	96						
		10/94-96		●	+ABS	613-020				25	86	96						
		-96		●	-ABS, Vett 0059571-	613-149				25	86	96						
		10/94-		●	-ABS, Vett -0059570	607-109		25	25	52	90	47					4	2
		10/94-96		●	+ABS	607-110	44	25	25	52	90	47					4	2
		-96		●	-ABS, Vett 0059571-	607-211		25	25	52	90	47					4	3
	94-12/96	L/R			+ABS	655-192	44	25	24		90	94		85		645	s10	
1.8 T.S. 16v (103 kW) Eng. AR32205/ AR38401/ AR67106		12/96-01/01		●	+/-ABS	613-149				25	86	96						
		12/96-01			●	614-019				25	62	81						
		11/98-01		●		607-258		25	25	51	90	47					4	3
		12/96-10/98		●	+ABS	607-212	44	25	25	52	90	47					4	3
		12/96-10/98		●	-ABS	607-211		25	25	52	90	47					4	3
		12/96-01			●	617-020			25		100							
		1/97-10/98	L/R			+ABS	655-194	44	25	25		90	100		85		475	s10
		11/98-	L/R				655-327		25	25		90	100		85		488	s10
1.8 T.S. 16v (106 kW) Eng. AR32201		3/98-01/01		●	+/-ABS	613-149				25	86	96						
		11/98-01		●		607-258		25	25	51	90	47					4	3
		3/98-10/98		●	+ABS	607-212	44	25	25	52	90	47					4	3
		3/98-10/98		●	-ABS	607-211		25	25	52	90	47					4	3
1.9 JTD (77 kW) Eng. AR32302		99-01		●		613-133				24	92	84						
		99-01		●		607-244		25	28	59	98	47					4	3
		99-01	L			655-505		25			98	108		84		508	s10	
		99-01	R			655-506		25	28		98	108		84		512	s10	



































# ALFA ROMEO

<b>145, 146 (930) '94-'01</b>			L/R			NOTE	CIFAM ref.	ABS	A	B	C	D	E	F	H	I	L	M	Fig	
1.9 TD (66 kW) Eng. AR33601/ AR67501		94-01/99		●		+/-ABS	<b>613-149</b>				25	86	96							
		11/94-1/99			●		<b>614-019</b>				25	62	81							
		11/98-1/99			●			<b>607-258</b>		25	25	51	90	47					4	3
		94-10/98			●		+ABS	<b>607-212</b>	44	25	25	52	90	47					4	3
		94-10/98			●		-ABS	<b>607-211</b>		25	25	52	90	47					4	3
		11/94-1/99			●		<b>617-020</b>			25		100								
		1/97-10/98	L/R				+ABS	<b>655-194</b>	44	25	25		90	100		85		475	s10	
		11/98-	L/R					<b>655-327</b>		25	25		90	100		85		488	s10	
2.0 16v T.S. (110 kW) Eng. AR16201/ AR32310/ AR67204		12/96-01/01		●		+/-ABS	<b>613-149</b>				25	86	96							
		12/96-01			●		<b>614-019</b>				25	62	81							
		11/98-01			●			<b>607-258</b>		25	25	51	90	47					4	3
		12/96-10/98			●		+ABS	<b>607-212</b>	44	25	25	52	90	47					4	3
		12/96-10/98			●		-ABS	<b>607-211</b>		25	25	52	90	47					4	3
		12/96-01			●		<b>617-020</b>			25		100								
		1/97-10/98	L/R				+ABS	<b>655-194</b>	44	25	25		90	100		85		475	s10	
		11/98-	L/R					<b>655-327</b>		25	25		90	100		85		488	s10	
2.0 16v T.S. (114 kW) Eng. AR32301		3/98-01/01		●		+ABS	<b>613-149</b>				25	86	96							
		11/98-01			●		<b>607-258</b>		25	25	51	90	47					4	3	
		3/98-10/98			●		+ABS	<b>607-212</b>	44	25	25	52	90	47					4	3
<b>147 (937) '01-</b>			L/R			NOTE	CIFAM ref.	ABS	A	B	C	D	E	F	H	I	L	M	Fig	
1.6 16v T.S. (88 kW) Eng. AR32104		01-		●			<b>613-149</b>				25	86	96							
		01-			●		<b>607-258</b>		25	25	51	90	47					4	3	
		01-	L				M/T	<b>655-647</b>		25			90	100		85		497	s10	
		01-	R				M/T	<b>655-648</b>		25			90	100		85		497	s10	
1.6 16v T.S. ECO (77 kW) Eng. AR37203		00-		●			<b>613-149</b>				25	86	96							
		00-			●		<b>607-258</b>		25	25	51	90	47					4	3	
		01-	L				M/T	<b>655-647</b>		25			90	100		85		497	s10	
		01-	R				M/T	<b>655-648</b>		25			90	100		85		497	s10	
1.9 JTD (110 kW) Eng. 937A5.000		05-		●			<b>613-378</b>				25	90	107							
		05-			●		<b>607-550</b>		25	26	50,9	90,9	48					4	1	
		05-	L				M/T	<b>655-910</b>		25	25		91	86	43	84,3	75	617	s3	
		05-	R				M/T	<b>655-911</b>		25	25		91	86	43	84,3	377	935	s4	


































147 (937) '01-		L/R			NOTE	CIFAM ref.	ABS	A	B	C	D	E	F	H	I	L	M	Fig	
1.9 JTD (74 kW) Eng. 182B9.000		03-		•		<b>613-149</b>				25	86	96							
		03-		•		<b>614-019</b>				25	62	81							
		03-		•		<b>607-258</b>		25	25	51	90	47					4	3	
		03-		•		<b>617-020</b>			25		100								
		03-	L			M/T	<b>655-647</b>		25			90	100		85		497	s10	
		03-	R			M/T	<b>655-648</b>		25			90	100		85		497	s10	
1.9 JTD (85 kW) Eng. 937A2.000		11/03-		•	Ch 3145308- / 5080089-	<b>613-378</b>				25	90	107							
		4/01-10/03		•	Ch -3145308 / 5080089	<b>613-286</b>				24	90	94,5							
		11/03-		•	Ch 3145308- / 5080089-	<b>607-550</b>		25	26	50,9	90,9	48						4	1
		4/01-10/03		•	Ch -3145308 / 5080089	<b>607-418</b>		25	28	51	98	47						4	3
		01-	L			M/T, Ch -3145308 / 5080089	<b>655-645</b>		25			98	108				519		
		01-	L			M/T, Ch 3145308- / 5080089-	<b>655-910</b>		25	25		91	86	43	84,3	75	617	s3	
		01-	R			M/T, Ch -3145308 / 5080089	<b>655-646</b>		25			98	108				522		
		01-	R			M/T, Ch 3145308- / 5080089-	<b>655-911</b>		25	25		91	86	43	84,3	377	935	s4	
1.9 JTD 16v (103 kW) Eng. 192A5.000		02-10/03		•	Ch -3145308 / 5080089	<b>613-286</b>				24	90	94,5							
		11/03-		•	Ch 3145308- / 5080089-	<b>613-378</b>				25	90	107							
		02-10/03		•	Ch -3145308 / 5080089	<b>607-418</b>		25	28	51	98	47						4	3
		11/03-		•	Ch 3145308- / 5080089-	<b>607-550</b>		25	26	50,9	90,9	48						4	1
		02-	L			M/T, Ch -3145308 / 5080089	<b>655-645</b>		25			98	108				519		
		02-	L			M/T, Ch 3145308- / 5080089-	<b>655-910</b>		25	25		91	86	43	84,3	75	617	s3	
		02-	R			M/T, Ch -3145308 / 5080089	<b>655-646</b>		25			98	108				522		
02-		R			M/T, Ch 3145308- / 5080089-	<b>655-911</b>		25	25		91	86	43	84,3	377	935	s4		
1.9 JTD 16v BELGIO (100 kW) Eng. 192B1.000		4/01-10/03		•	Ch -3145308 / 5080089	<b>613-286</b>				24	90	94,5							
		4/01-10/03		•	Ch -3145308 / 5080089	<b>607-418</b>		25	28	51	98	47					4	3	
1.9 JTD 16v FRANCIA (93 kW) Eng. 937A4.000		11/03-		•	Ch 3145308- / 5080089-	<b>613-378</b>				25	90	107							
		4/01-10/03		•	-ABS, Ch -3145308 / 5080089	<b>613-286</b>				24	90	94,5							
		11/03-		•	Ch 3145308- / 5080089-	<b>607-550</b>		25	26	50,9	90,9	48						4	1
		4/01-10/03		•	-ABS, Ch -3145308 / 5080089	<b>607-418</b>		25	28	51	98	47						4	3
1.9 JTDM (125 kW) Eng. 937A6.000		08-		•		<b>613-378</b>				25	90	107							
		08-		•		<b>607-550</b>		25	26	50,9	90,9	48					4	1	







































155 (167) '92-'98		L/R			NOTE	CIFAM ref.	ABS	A	B	C	D	E	F	H	I	L	M	Fig	
1.7 T.S. 16v (103 kW) Eng. AR67106		96-97		●	+/-ABS	<b>613-149</b>				25	86	96							
		96-97		●	+ABS	<b>607-212</b>	44	25	25	52	90	47					4	3	
		96-97		●	-ABS	<b>607-211</b>		25	25	52	90	47					4	3	
1.8 T.S. (77 kW) Eng. AR67402		96-97	L/R		+ABS	<b>655-194</b>	44	25	25		90	100		85		475	s10		
		92-97		●	+ABS	<b>613-020</b>				25	86	96							
		92-97		●	-ABS	<b>613-092</b>				25	86	96							
		92-97			●		<b>614-003</b>				25	62	81						
		92-97		●	+ABS	<b>607-093</b>	44	25	25	52	90	47					4	2	
		92-97		●	-ABS	<b>607-109</b>		25	25	52	90	47					4	2	
		92-97			●		<b>617-002A</b>			25		100							
1.8 T.S. (95 kW) Eng. AR67101		92-93		●	+ABS	<b>613-020</b>				25	86	96							
		92-93		●	-ABS	<b>613-092</b>				25	86	96							
		92-93			●		<b>614-003</b>				25	62	81						
		92-93		●	+ABS	<b>607-093</b>	44	25	25	52	90	47					4	2	
		92-93		●	-ABS	<b>607-109</b>		25	25	52	90	47					4	2	
		92-93			●		<b>617-002A</b>			25		100							
		92-93	L/R			+ABS	<b>655-194</b>	44	25	25		90	100		85		475	s10	
1.8 T.S. Sport (93 kW) Eng. AR67101/ AR67102		2/92-4/96		●	+ABS	<b>613-020</b>				25	86	96							
		2/92-4/96		●	-ABS	<b>613-092</b>				25	86	96							
		2/92-4/96			●		<b>614-003</b>				25	62	81						
		2/92-4/96		●	+ABS	<b>607-093</b>	44	25	25	52	90	47					4	2	
		2/92-4/96		●	-ABS	<b>607-109</b>		25	25	52	90	47					4	2	
		2/92-4/96			●		<b>617-002A</b>			25		100							
		1/96-	L/R			+ABS	<b>655-194</b>	44	25	25		90	100		85		475	s10	
1.9 TD (66 kW) Eng. AR67501		93-97		●	+ABS	<b>613-020</b>				25	86	96							
		93-97		●	-ABS	<b>613-092</b>				25	86	96							
		93-97			●		<b>614-003</b>				25	62	81						
		93-97		●	+ABS	<b>607-093</b>	44	25	25	52	90	47					4	2	
		93-97		●	-ABS	<b>607-109</b>		25	25	52	90	47					4	2	
		93-97			●		<b>617-002A</b>			25		100							
		1/96-	L/R			+ABS	<b>655-194</b>	44	25	25		90	100		85		475	s10	


































<b>155 (167) '92-'98</b>			L/R			NOTE	CIFAM ref.	ABS	A	B	C	D	E	F	H	I	L	M	Fig
2.5 V6 (120 kW) Eng. AR67302/ AR67303		92-97		•		+ABS	<b>613-133</b>				24	92	84						
		92-97		•		+ABS	<b>614-003</b>				25	62	81						
		92-97		•		+ABS	<b>607-153</b>	44	25	28	56	98	47					4	3
		92-97		•		+ABS	<b>617-002A</b>			25		100							
2.5 V6 (121 kW) Eng. AR67301		92-96		•		+ABS	<b>613-133</b>				24	92	84						
		92-96		•		+ABS	<b>614-003</b>				25	62	81						
		92-96		•		+ABS	<b>607-153</b>	44	25	28	56	98	47					4	3
		92-96		•		+ABS	<b>617-002A</b>			25		100							
<b>156 (932), Sportwagon '97-'05</b>			L/R			NOTE	CIFAM ref.	ABS	A	B	C	D	E	F	H	I	L	M	Fig
1.6 16v T.S. (88 kW) Eng. AR32104/ AR32103/ AR32102/ AR67601		97-		•			<b>613-179</b>				25	86	96						
		97-		•			<b>614-019</b>				25	62	81						
		97-		•			<b>607-245</b>		25	25	59	89	47					4	3
		97-		•			<b>617-020</b>			25		100							
		97-	L/R			Ch 0001631-	<b>655-328</b>		25	25		89	100		84		497	s10	
1.8 T.S. 16v (103 kW) Eng. AR32205		00-		•			<b>613-179</b>				25	86	96						
		00-		•			<b>614-019</b>				25	62	81						
		00-		•			<b>607-245</b>		25	25	59	89	47					4	3
		00-		•			<b>617-020</b>			25		100							
1.8 T.S. 16v (106 kW) Eng. AR32201		97-		•			<b>613-179</b>				25	86	96						
		97-		•			<b>614-019</b>				25	62	81						
		97-		•			<b>607-245</b>		25	25	59	89	47					4	3
		97-		•			<b>617-020</b>			25		100							
		97-	L/R			Ch 0001631-	<b>655-328</b>		25	25		89	100		84		497	s10	
1.9 D (100 kW) Eng. 192B1.000		02-04		•			<b>613-093</b>				25	90	107						
		02-04		•			<b>607-440</b>		25	26	59	90,9	48					4	1
1.9 JTD (77 kW) Eng. AR32302		97-00		•			<b>613-133</b>				24	92	84						
		97-00		•			<b>607-244</b>		25	28	59	98	47					4	3
		97-00	L				<b>655-504</b>		25			98	108		84		511	s10	
		97-00	R				<b>655-507</b>		25	28		98	108		84		520	s10	
































<b>156 (932), Sportwagon '97-'05</b>			L/R			NOTE	CIFAM ref.	ABS	A	B	C	D	E	F	H	I	L	M	Fig	
2.0 JTS (121 kW) Eng. 937A1.000		02-		•			613-149				25	86	96							
		02-		•			614-019				25	62	81							
		02-		•			607-258		25	25	51	90	47					4	3	
		02-		•			617-020			25		100								
2.0 SW (119 kW) Eng. 932A2.000		02-06		•			613-179				25	86	96							
		02-06		•			607-245		25	25	59	89	47					4	3	
2.0 Twin Spark (118 kW) Eng. AR32303		97-00		•			613-179				25	86	96							
		97-00		•			607-245		25	25	59	89	47					4	3	
2.4 JTD (100 kW) Eng. AR32501		97-00		•			613-133				24	92	84							
		97-00		•			607-244		25	28	59	98	47					4	3	
		97-00	L/R			M/T	655-502		25			98	108		84		470	s10		
2.4 JTD (103 kW) Eng. 839A6.000		00-		•			613-133				24	92	84							
		00-		•			607-244		25	28	59	98	47					4	3	
		00-	L/R			M/T	655-502		25			98	108		84		470	s10		
2.4 JTD (110 kW) Eng. 841C.000		3/02-		•			613-133				24	92	84							
		3/02-		•			607-244		25	28	59	98	47					4	3	
2.4 JTD 20v (129 kW) Eng. 841G.000		10/03-		•			613-093				25	90	107							
		10/03-		•			607-440		25	26	59	90,9	48					4	1	
2.5 V6 24v (140 kW) Eng. AR32401		97-		•			613-133				24	92	84							
		97-		•			614-019				25	62	81							
		97-		•			607-244		25	28	59	98	47					4	3	
		97-		•			617-020			25		100								
2.5 V6 24v (141 kW) Eng. AR32405		00-		•			613-133				24	92	84							
		00-		•			614-019				25	62	81							
		00-		•			607-244		25	28	59	98	47					4	3	
		00-		•			617-020			25		100								
<b>159, Sportwagon (140) '05-</b>			L/R			NOTE	CIFAM ref.	ABS	A	B	C	D	E	F	H	I	L	M	Fig	
1.8 16v (103 kW) Eng. 939A4.000		05-		•			607-597		30	24	61	86	48,6					4	1	
1.8 TBi (147 kW) Eng. 939B1.000		09-		•			607-597		30	24	61	86	48,6					4	1	
































































164 (164/168) '87-'98		L/R			NOTE	CIFAM ref.	ABS	A	B	C	D	E	F	H	I	L	M	Fig	
2.0 T.S. (109 kW) Eng. AR06420		87-	•		-ABS, M/T, Ch -T6104158	613-089				25	86	96							
		87-	•		-ABS, M/T, Ch -T6104158	614-003				25	62	81							
		87-	•		-ABS, M/T, Ch -T6104158	607-103		25	25	54,5	90	47					11	2	
		87-	•		-ABS, M/T, Ch -T6104158	617-002A			25		100								
2.0 V6 T. (148 kW) Eng. AR64102		92-98	•		+ABS	613-133				24	92	84							
		92-98	•		+ABS	614-013				24	107,5	120							
		92-98	•		+ABS	607-152	44	27	28	56	98	46					4	3	
		92-98	•		+ABS	617-014A			28		108								
2.0 V6 T. (150 kW) Eng. AR64101		91-92	•		+ABS	613-133				24	92	84							
		91-92	•		+ABS	614-013				24	107,5	120							
		91-92	•		+ABS	607-152	44	27	28	56	98	46					4	3	
		91-92	•		+ABS	617-014A			28		108								
2.5 TD (84 kW) Eng. VM84A		6/87-9/92	•		M/T	614-013				24	107,5	120							
		6/87-9/92	•		M/T	617-014A			28		108								
2.5 TD (92 kW) Eng. VM08B/ VM32B		9/92-9/98	•		+ABS, M/T+A/T	613-133				24	92	84							
		9/92-9/98	•		+ABS, M/T+A/T	614-013				24	107,5	120							
		9/92-9/98	•		+ABS, M/T+A/T	607-152	44	27	28	56	98	46					4	3	
		9/92-9/98	•		+ABS, M/T+A/T	617-014A			28		108								
3.0 24v Q4 (170 kW) Eng. AR64307/ AR64308		2/94-9/98	•		+ABS, M/T	613-133				24	92	84							
		2/94-9/98	•		+ABS, M/T	614-013				24	107,5	120							
		2/94-9/98	•		+ABS, M/T	607-152	44	27	28	56	98	46					4	3	
		2/94-9/98	•		+ABS, M/T	617-014A			28		108								
3.0 V6 (132 kW) Eng. AR64305/ AR66303		9/92-9/98	•		+ABS, M/T+A/T	613-133				24	92	84							
		9/92-9/98	•		+ABS, M/T+A/T	614-013				24	107,5	120							
		9/92-9/98	•		+ABS, M/T+A/T	607-152	44	27	28	56	98	46					4	3	
		9/92-9/98	•		+ABS, M/T+A/T	617-014A			28		108								
3.0 V6 USA (135 kW) Eng. AR06412		6/87-9/92	•		M/T+A/T	614-013				24	107,5	120							
		6/87-9/92	•		M/T+A/T	617-014A			28		108								












































































<b>166 (936) '98-</b>			L/R			NOTE	CIFAM ref.	ABS	A	B	C	D	E	F	H	I	L	M	Fig
2.5 V6 24v (140 kW) Eng. AR34201		98-00		•		M/T+A/T	<b>613-133</b>				24	92	84						
		98-00	L		•	M/T	<b>614-023</b>				25	107,5	80						
		98-00	R		•	M/T	<b>614-012</b>				24	107,5	120						
		98-00		•		M/T+A/T	<b>607-300</b>		27	28	59	98	47					4	3
		98-00	L		•	M/T	<b>617-025</b>			28		108							
		98-00	R		•	M/T	<b>617-014</b>			28		108							
3.0 V6 24v (162 kW) Eng. AR36101		00-		•		A/T	<b>613-133</b>				24	92	84						
		00-		•		+/-ABS	<b>613-218</b>				25	86	96						
		00-		•		A/T	<b>607-300</b>		27	28	59	98	47					4	3
		00-		•		+/-ABS	<b>607-297</b>		27	25	59	90	47					4	3
3.0 V6 24v (166 kW) Eng. AR34301		98-00		•		M/T+A/T	<b>613-133</b>				24	92	84						
		98-00	L		•	M/T	<b>614-023</b>				25	107,5	80						
		98-00	R		•	M/T	<b>614-012</b>				24	107,5	120						
		98-00		•		M/T+A/T	<b>607-300</b>		27	28	59	98	47					4	3
		98-00	L		•	M/T	<b>617-025</b>			28		108							
		98-00	R		•	M/T	<b>617-014</b>			28		108							
3.2 V6 24v (176 kW) Eng. 936A6.000		03-		•			<b>613-133</b>				24	92	84						
		03-		•			<b>607-300</b>		27	28	59	98	47					4	3
<b>1750-2000 '68-'83</b>			L/R			NOTE	CIFAM ref.	ABS	A	B	C	D	E	F	H	I	L	M	Fig
1750 (83 kW) Eng. AR00548		68-72		•	•	M/T	<b>614-016</b>				22	51	81						
		68-72		•	•	M/T	<b>617-017</b>			24		94							
2000 (97 kW) Eng. AR10520		10/71-12/83		•	•	M/T	<b>614-016</b>				22	51	81						
		10/71-12/83		•	•	M/T	<b>617-017</b>			24		94							
<b>33 I (905,A), Sportwagon '83-'89</b>			L/R			NOTE	CIFAM ref.	ABS	A	B	C	D	E	F	H	I	L	M	Fig
1.2 (Exc. SW) (50 kW) Eng. AR30585		4/88-90		•		Ch 5261500-	<b>613-073</b>				19	84	74						
		6/83-4/88		•		Ch -5261499	<b>613-103</b>				20	68	80						
		6/83-90		•			<b>614-016</b>				22	51	81						
		4/88-90		•		Ch 5261500-	<b>607-083</b>		28	24	54,9	90	55,5					4	3
		6/83-4/88		•		Ch -5261499	<b>607-126</b>		28	22	54,9	81	55,5					4	3
		6/83-90		•			<b>617-017</b>			24		94							



































<b>33 I (905,A), Sportwagon '83-'89</b>			L/R			NOTE	CIFAM ref.	ABS	A	B	C	D	E	F	H	I	L	M	Fig
1.3 (Exc. SW) (55 kW) Eng. AR30502/ AR30586		4/88-90		●		Ch 5261500-	<b>613-073</b>				19	84	74						
		6/83-4/88		●		Ch -5261499	<b>613-103</b>				20	68	80						
		6/83-90			●		<b>614-016</b>				22	51	81						
		4/88-90		●		Ch 5261500-	<b>607-083</b>		28	24	54,9	90	55,5					4	3
		6/83-4/88		●		Ch -5261499	<b>607-126</b>		28	22	54,9	81	55,5					4	3
		6/83-90			●		<b>617-017</b>			24		94							
1.3 (Exc. SW) (58 kW) Eng. AR30502		4/88-90		●		Ch 5261500-	<b>613-073</b>				19	84	74						
		6/83-4/88		●		Ch -5261499	<b>613-103</b>				20	68	80						
		6/83-90			●		<b>614-016</b>				22	51	81						
		4/88-90		●		Ch 5261500-	<b>607-083</b>		28	24	54,9	90	55,5					4	3
		6/83-4/88		●		Ch -5261499	<b>607-126</b>		28	22	54,9	81	55,5					4	3
		6/83-90			●		<b>617-017</b>			24		94							
1.3 (Exc. SW) (63 kW) Eng. AR30168/ AR30587		4/88-90		●		Ch 5261500-	<b>613-073</b>				19	84	74						
		6/83-4/88		●		Ch -5261499	<b>613-103</b>				20	68	80						
		6/83-90			●		<b>614-016</b>				22	51	81						
		4/88-90		●		Ch 5261500-	<b>607-083</b>		28	24	54,9	90	55,5					4	3
		6/83-4/88		●		Ch -5261499	<b>607-126</b>		28	22	54,9	81	55,5					4	3
		6/83-90			●		<b>617-017</b>			24		94							
1.3 i.e. (66 kW) Eng. AR30168		4/88-90		●		Ch 5261500-	<b>613-073</b>				19	84	74						
		6/83-4/88		●		Ch -5261499	<b>613-103</b>				20	68	80						
		6/83-90			●		<b>614-016</b>				22	51	81						
		4/88-90		●		Ch 5261500-	<b>607-083</b>		28	24	54,9	90	55,5					4	3
		6/83-4/88		●		Ch -5261499	<b>607-126</b>		28	22	54,9	81	55,5					4	3
		6/83-90			●		<b>617-017</b>			24		94							
1.5, 4WD (62 kW) Eng. AR30143/ AR30504		83-85		●		FWD	<b>613-073</b>				19	84	74						
		83-85			●	FWD	<b>614-016</b>				22	51	81						
		83-85		●		FWD	<b>607-083</b>		28	24	54,9	90	55,5					4	3
		83-85			●	FWD	<b>617-017</b>			24		94							
1.5, 4WD (66 kW) Eng. AR30520		9/84-86		●		FWD	<b>613-073</b>				19	84	74						
		9/84-86			●	FWD	<b>614-016</b>				22	51	81						
		9/84-86		●		FWD	<b>607-083</b>		28	24	54,9	90	55,5					4	3
		9/84-86			●	FWD	<b>617-017</b>			24		94							

<b>33 I (905,A), Sportwagon '83-'89</b>			L/R			NOTE	CIFAM ref.	ABS	A	B	C	D	E	F	H	I	L	M	Fig
1.5, 4WD (75 kW) Eng. AR30588		86-89		•		FWD	<b>613-073</b>				19	84	74						
		86-89			•	FWD	<b>614-016</b>				22	51	81						
		86-89		•		FWD	<b>607-083</b>		28	24	54,9	90	55,5					4	3
		86-89			•	FWD	<b>617-017</b>			24		94							
1.5, QV, 4WD (77 kW) Eng. AR30146/ AR30508/ AR30588		84-89		•		FWD	<b>613-073</b>				19	84	74						
		84-89			•	FWD	<b>614-016</b>				22	51	81						
		84-89		•		FWD	<b>607-083</b>		28	24	54,9	90	55,5					4	3
		84-89			•	FWD	<b>617-017</b>			24		94							
1.7 (84-87 kW) Eng. AR30550		88-89		•		FWD	<b>613-073</b>				19	84	74						
		88-89			•	FWD	<b>614-016</b>				22	51	81						
		88-89		•		FWD	<b>607-083</b>		28	24	54,9	90	55,5					4	3
		88-89			•	FWD	<b>617-017</b>			24		94							
1.7 i.e., 4WD (77 kW) Eng. AR30558		88-89		•		FWD	<b>613-073</b>				19	84	74						
		88-89			•	FWD	<b>614-016</b>				22	51	81						
		88-89		•		FWD	<b>607-083</b>		28	24	54,9	90	55,5					4	3
		88-89			•	FWD	<b>617-017</b>			24		94							
1.8 TD (54 kW) Eng. VM82A		86-90		•			<b>613-073</b>				19	84	74						
		86-90			•		<b>614-016</b>				22	51	81						
		86-90		•			<b>607-083</b>		28	24	54,9	90	55,5					4	3
		86-90			•		<b>617-017</b>			24		94							
<b>33 II (907A,B), Sportwagon '90-'94</b>			L/R			NOTE	CIFAM ref.	ABS	A	B	C	D	E	F	H	I	L	M	Fig
1.4 (58 kW)		91-94		•		-ABS	<b>613-149</b>				25	86	96						
		91-94			•	-ABS	<b>614-016</b>				22	51	81						
		91-94		•		-ABS	<b>607-183</b>		25	24	52	90	47					4	3
		91-94			•	-ABS	<b>617-017</b>			24		94							
1.4 i.e., 4WD (66 kW) Eng. AR30587/ AR30753/ AR30755		91-94		•		-ABS	<b>613-149</b>				25	86	96						
		91-94			•	-ABS	<b>614-016</b>				22	51	81						
		91-94		•		-ABS	<b>607-183</b>		25	24	52	90	47					4	3
		91-94			•	-ABS	<b>617-017</b>			24		94							











































































<b>75 (162B) '85-'92</b>			L/R			NOTE	CIFAM ref.	ABS	A	B	C	D	E	F	H	I	L	M	Fig		
1.6 (81 kW) Eng. AR61101/ AR61102		5/85-12/92		•	•	M/T	<b>614-016</b>				22	51	81								
		5/85-12/92		•	•	M/T	<b>617-017</b>			24		94									
1.6, Kat (81 kW) Eng. AR06100		5/85-12/92		•	•	M/T	<b>614-016</b>				22	51	81								
		5/85-12/92		•	•	M/T	<b>617-017</b>			24		94									
1.8 (85 kW) Eng. AR06202		85-89		•	•	M/T	<b>614-016</b>				22	51	81								
		85-89		•	•	M/T	<b>617-017</b>			24		94									
1.8 (88 kW) Eng. AR06168		88-92		•	•	M/T	<b>614-016</b>				22	51	81								
		88-92		•	•	M/T	<b>617-017</b>			24		94									
1.8 (90 kW) Eng. AR61201		89-92		•	•	M/T	<b>614-016</b>				22	51	81								
		89-92		•	•	M/T	<b>617-017</b>			24		94									
2.0 (94 kW) Eng. AR06212		85-88		•	•	M/T	<b>614-016</b>				22	51	81								
		85-88		•	•	M/T	<b>617-017</b>			24		94									
2.0 T.S, Kat (107-109 kW) Eng. AR06166/ AR06224		87-92		•	•	M/T	<b>614-016</b>				22	51	81								
		87-92		•	•	M/T	<b>617-017</b>			24		94									
2.0 TD (70 kW) Eng. VM80A		5/85-92		•	•	M/T	<b>614-016</b>				22	51	81								
		5/85-92		•	•	M/T	<b>617-017</b>			24		94									
<b>90 (162) '84-'87</b>			L/R			NOTE	CIFAM ref.	ABS	A	B	C	D	E	F	H	I	L	M	Fig		
1.8 (85 kW) Eng. AR06202		84-87		•	•	M/T	<b>614-016</b>				22	51	81								
		84-87		•	•	M/T	<b>617-017</b>			24		94									
1.8 (88 kW) Eng. AR06168		84-87		•	•	M/T	<b>614-016</b>				22	51	81								
		84-87		•	•	M/T	<b>617-017</b>			24		94									
2.0 i.e. (94 kW) Eng. AR01713/ AR06212		84-87		•	•	M/T	<b>614-016</b>				22	51	81								
		84-87		•	•	M/T	<b>617-017</b>			24		94									
2.0 i.e. (97 kW) Eng. AR06210		84-87		•	•	M/T	<b>614-016</b>				22	51	81								
		84-87		•	•	M/T	<b>617-017</b>			24		94									
2.5 i.e. V6 (115 kW) Eng. AR01646/ AR01911		84-87		•	•	M/T	<b>614-016</b>				22	51	81								
		84-87		•	•	M/T	<b>617-017</b>			24		94									
<b>Alfasud (901) '72-'84</b>			L/R			NOTE	CIFAM ref.	ABS	A	B	C	D	E	F	H	I	L	M	Fig		
1.2 (50 kW) Eng. AR30104		73-9/84			•	M/T	<b>614-016</b>				22	51	81								
		73-9/84			•	M/T	<b>617-017</b>			24		94									

<b>Alfasud (901) '72-'84</b>			L/R			NOTE	CIFAM ref.	ABS	A	B	C	D	E	F	H	I	L	M	Fig
1.2, Giardinetta (46 kW) Eng. AR30102		72-9/84			•	M/T	614-016				22	51	81						
		72-9/84			•	M/T	617-017			24		94							
1.3 (55 kW) Eng. AR30184		77-84			•	M/T	614-016				22	51	81						
		77-84			•	M/T	617-017			24		94							
1.3 Super, Giardinetta (51 kW) Eng. AR30160		79-84			•	M/T	614-016				22	51	81						
		79-84			•	M/T	617-017			24		94							
1.3, Giardinetta (50 kW) Eng. AR30180		78-80			•	M/T	614-016				22	51	81						
		78-80			•	M/T	617-017			24		94							
1.5 (61 kW) Eng. AR30124		79-84			•	M/T	614-016				22	51	81						
		79-84			•	M/T	617-017			24		94							
1.5 (70 kW) Eng. AR30128		80-84			•	M/T	614-016				22	51	81						
		80-84			•	M/T	617-017			24		94							
1.5 (77 kW) Eng. AR30146		83-84			•	M/T	614-016				22	51	81						
		83-84			•	M/T	617-017			24		94							
<b>Alfasud Sprint (902.A) '76-'89</b>			L/R			NOTE	CIFAM ref.	ABS	A	B	C	D	E	F	H	I	L	M	Fig
1.3 (55 kW) Eng. AR30184		9/76-12/81			•		614-016				22	51	81						
		9/76-12/81			•		617-017			24		94							
1.3 (63 kW) Eng. AR30168		79-12/81		•			613-073				19	84	74						
		79-12/81			•		614-016				22	51	81						
		79-12/81		•			607-083	28	24	54,9	90	55,5					4	3	
		79-12/81			•		617-017			24		94							
1.5 (77 kW) Eng. AR30146		83-12/87		•			613-073				19	84	74						
		83-12/87			•		614-016				22	51	81						
		83-12/87		•			607-083	28	24	54,9	90	55,5					4	3	
		83-12/87			•		617-017			24		94							
1.7 (87 kW) Eng. AR30550		1/87-12/89		•			613-073				19	84	74						
		1/87-12/89			•		614-016				22	51	81						
		1/87-12/89		•			607-083	28	24	54,9	90	55,5					4	3	
		1/87-12/89			•		617-017			24		94							






































<b>Alfetta (116) '74-'86</b>			L/R			NOTE	CIFAM ref.	ABS	A	B	C	D	E	F	H	I	L	M	Fig	
1.6, GT (79 kW) Eng. AR01600		75-84		•	•		<b>614-016</b>				22	51	81							
		75-84		•	•		<b>617-017</b>			24		94								
1.8 (90 kW) Eng. AR01678		79-84		•	•		<b>614-016</b>				22	51	81							
		79-84		•	•		<b>617-017</b>			24		94								
1.8, GT (85 kW) Eng. AR01608X		74-77		•	•		<b>614-016</b>				22	51	81							
		74-77		•	•		<b>617-017</b>			24		94								
1.8, GT (90 kW) Eng. AR01608		74-84		•	•		<b>614-016</b>				22	51	81							
		74-84		•	•		<b>617-017</b>			24		94								
2.0 (96 kW) Eng. AR11655/ AR58484		77-80		•	•		<b>614-016</b>				22	51	81							
		77-80		•	•		<b>617-017</b>			24		94								
2.0 TD (60 kW) Eng. VM4HT2		79-83		•	•		<b>614-016</b>				22	51	81							
		79-83		•	•		<b>617-017</b>			24		94								
2.0, GT (89 kW) Eng. AR01623		77-86		•	•		<b>614-016</b>				22	51	81							
		77-86		•	•		<b>617-017</b>			24		94								
2.0, GT (97 kW) Eng. AR01713/ AR10520		77-84		•	•		<b>614-016</b>				22	51	81							
		77-84		•	•		<b>617-017</b>			24		94								
<b>Arna (920) '83-'86</b>			L/R			NOTE	CIFAM ref.	ABS	A	B	C	D	E	F	H	I	L	M	Fig	
1.2 (44 kW) Eng. AR31000		6/83-9/87		•		M/T, Ch -5261499	<b>613-103</b>				20	68	80							
		6/83-9/87			•	M/T, Ch -5261499	<b>614-016</b>				22	51	81							
		6/83-9/87		•		M/T, Ch -5261499	<b>607-126</b>		28	22	54,9	81	55,5					4	3	
		6/83-9/87			•	M/T, Ch -5261499	<b>617-017</b>			24		94								
1.2 (50 kW) Eng. AR30500		6/83-		•		M/T, Ch -5261499	<b>613-103</b>				20	68	80							
		6/83-			•	M/T, Ch -5261499	<b>614-016</b>				22	51	81							
		6/83-		•		M/T, Ch -5261499	<b>607-126</b>		28	22	54,9	81	55,5					4	3	
		6/83-			•	M/T, Ch -5261499	<b>617-017</b>			24		94								
1.3 (58 kW) Eng. AR30100		6/83-		•		M/T, Ch -5261499	<b>613-103</b>				20	68	80							
		6/83-			•	M/T, Ch -5261499	<b>614-016</b>				22	51	81							
		6/83-		•		M/T, Ch -5261499	<b>607-126</b>		28	22	54,9	81	55,5					4	3	
		6/83-			•	M/T, Ch -5261499	<b>617-017</b>			24		94								




































<b>Arna (920) '83-'86</b>			L/R			NOTE	CIFAM ref.	ABS	A	B	C	D	E	F	H	I	L	M	Fig
1.3 TI (63 kW) Eng. AR30168/ AR31010		83-86		•			613-073				19	84	74						
		83-86			•		614-016				22	51	81						
		83-86		•			607-083		28	24	54,9	90	55,5					4	3
		83-86			•		617-017			24		94							
1.5 (70 kW) Eng. AR30182		83-86		•			613-073				19	84	74						
		83-86			•		614-016				22	51	81						
		83-86		•			607-083		28	24	54,9	90	55,5					4	3
		83-86			•		617-017			24		94							
<b>Brera (177) '06-</b>			L/R			NOTE	CIFAM ref.	ABS	A	B	C	D	E	F	H	I	L	M	Fig
1.8 TBi (147 kW) Eng. 939B1.000		09-		•			613-513				27	98	140						
		09-		•			607-595		30	27	62	101	48,6					4	1
2.0 JTDm (125 kW) Eng. 939B3.000		09-		•			613-513				27	98	140						
		09-		•			607-595		30	27	62	101	48,6					4	1
2.2 JTS (136 kW) Eng. 939A5.000		06-		•			613-395				26	86	138						
		06-		•			607-596		30	26	61	94,1	48,6					4	1
2.4 JTD 20v (147 kW) Eng. 939A3.000		06-		•			613-513				27	98	140						
		06-		•			607-595		30	27	62	101	48,6					4	1
2.4 JTD 20v (154 kW) Eng. 939A9.000		07-		•			613-513				27	98	140						
		07-		•			607-595		30	27	62	101	48,6					4	1
3.2 JTS Q4 (191 kW) Eng. 939A0.000		06-		•			613-395				26	86	138						
		06-		•			607-596		30	26	61	94,1	48,6					4	1
<b>Giulietta II (116) '77-'85</b>			L/R			NOTE	CIFAM ref.	ABS	A	B	C	D	E	F	H	I	L	M	Fig
1.3 (66 kW) Eng. AR01644		77-83		•	•		614-016				22	51	81						
		77-83		•	•		617-017			24		94							
1.6 (79 kW) Eng. AR01600		77-85		•	•		614-016				22	51	81						
		77-85		•	•		617-017			24		94							
1.8 (90 kW) Eng. AR01678		79-85		•	•		614-016				22	51	81						
		79-85		•	•		617-017			24		94							
2.0 (96 kW) Eng. AR01655/ AR11671		80-85		•	•		614-016				22	51	81						
		80-85		•	•		617-017			24		94							




































<b>Giulietta II (116) '77-'85</b>			L/R			NOTE	CIFAM ref.	ABS	A	B	C	D	E	F	H	I	L	M	Fig	
2.0 TD (61 kW) Eng. VM4HT		83-85		•	•		614-016				22	51	81							
		83-85		•	•		617-017			24		94								
<b>Giulietta III (940) '10-</b>			L/R			NOTE	CIFAM ref.	ABS	A	B	C	D	E	F	H	I	L	M	Fig	
1.4 T. (125 kW) Eng. 940A2.000		10-		•			613-482				25	78	130							
		10-		•			607-710		27	25	58,9	86,9	48,2					4	1	
1.4 T. (88 kW) Eng. 198A4.000		10-		•			613-482				25	78	130							
		10-		•			607-710		27	25	58,9	86,9	48,2					4	1	
1.6 JTDm (77 kW) Eng. 940A3.000		10-		•			613-482				25	78	130							
		10-		•			607-710		27	25	58,9	86,9	48,2					4	1	
1.8 TBi (173 kW) Eng. 940A1.000		10-		•			613-497				27	98	140							
		10-		•			607-732		27	27	58,9	99,9	47,8					4	1	
2.0 JTDm (103 kW) Eng. 940A5.000		10-		•			613-497				27	98	140							
		10-		•			607-732		27	27	58,9	99,9	47,8					4	1	
2.0 JTDm (125 kW) Eng. 940A4.000		10-		•			613-497				27	98	140							
		10-		•			607-732		27	27	58,9	99,9	47,8					4	1	
<b>GT (937) '03-</b>			L/R			NOTE	CIFAM ref.	ABS	A	B	C	D	E	F	H	I	L	M	Fig	
1.8 T.S. 16v (103 kW) Eng. AR32205		11/03-		•			613-179				25	86	96							
		03-			•		614-019				25	62	81							
		11/03-		•			607-245		25	25	59	89	47					4	3	
		03-			•		617-020			25		100								
		03-	L/R				655-328		25	25		89	100		84			497	s10	
1.9 JTD 16v (110 kW) Eng. 937A5.000		03-		•			613-093				25	90	107							
		03-		•			607-440		25	26	59	90,9	48					4	1	
		03-	L			M/T	655-910		25	25		91	86	43	84,3	75	617	s3		
		03-	R			M/T	655-911		25	25		91	86	43	84,3	377	935	s4		
1.9 JTDM 16V (125 kW) Eng. 937A6.000		08-		•			613-378				25	90	107							
		08-		•			607-550		25	26	50,9	90,9	48					4	1	
2.0 JTS (119 kW) Eng. 932A2.000		06-		•			613-179				25	86	96							
		06-		•			607-245		25	25	59	89	47					4	3	
















# ALFA ROMEO

			L/R			NOTE	CIFAM ref.	ABS	A	B	C	D	E	F	H	I	L	M	Fig
<b>GT (937) '03-</b>			11/03-		•		<b>613-179</b>				25	86	96						
			03-		•		<b>614-019</b>				25	62	81						
			11/03-		•		<b>607-245</b>		25	25	59	89	47					4	3
			03-		•		<b>617-020</b>			25		100							
<b>GTV (116) '78-'87</b>			L/R			NOTE	CIFAM ref.	ABS	A	B	C	D	E	F	H	I	L	M	Fig
2.0 (94 kW) Eng. AR01655/ AR06212			78-86		•	•	<b>614-016</b>				22	51	81						
			78-86		•	•	<b>617-017</b>			24		94							
2.0 (96 kW) Eng. AR11655/ AR58484			78-86		•	•	<b>614-016</b>				22	51	81						
			78-86		•	•	<b>617-017</b>			24		94							
<b>GTV (916C) '95-</b>			L/R			NOTE	CIFAM ref.	ABS	A	B	C	D	E	F	H	I	L	M	Fig
1.8 T.S. 16v (106 kW) Eng. AR32201			98-		•	+ABS	<b>613-149</b>				25	86	96						
			98-		•	+ABS	<b>614-019</b>				25	62	81						
			98-		•	+ABS	<b>607-212</b>	44	25	25	52	90	47					4	3
			98-		•	+ABS	<b>617-020</b>			25		100							
			98-	L/R		Vett 6063042-	<b>655-327</b>		25	25		90	100		85		488	s10	
			98-	L/R		+ABS, Vett -6063041	<b>655-194</b>	44	25	25		90	100		85		475	s10	
2.0 JTS (121 kW) Eng. 937A1.000			03-		•		<b>613-149</b>				25	86	96						
			03-		•		<b>607-258</b>		25	25	51	90	47					4	3
2.0 T.S. 16v (110 kW) Eng. AR16201/ AR32310			95-		•	+ABS, M/T, Vett 6023168 -	<b>613-149</b>				25	86	96						
			95-98		•	+ABS, Vett -6023168	<b>613-020</b>				25	86	96						
			95-98		•	+ABS, Vett -6023168	<b>607-110</b>	44	25	25	52	90	47					4	2
			95-98		•	+ABS, M/T, Vett 6023168 -	<b>607-212</b>	44	25	25	52	90	47					4	3
			98-		•		<b>607-258</b>		25	25	51	90	47					4	3
			95-	L/R		Vett 60603042-	<b>655-327</b>		25	25		90	100		85		488	s10	
			95-	L/R		+ABS, Vett -6063041	<b>655-194</b>	44	25	25		90	100		85		475	s10	
2.0 T.S. 16v (114 kW) Eng. AR32301			98-00		•	+ABS, M/T	<b>613-149</b>				25	86	96						
			98-00		•	M/T	<b>614-019</b>				25	62	81						
			98-00		•	+ABS, M/T	<b>607-212</b>	44	25	25	52	90	47					4	3
			98-00		•	M/T	<b>617-020</b>			25		100							
2.0 V6 T. (148 kW) Eng. AR16202			6/95-		•	+ABS, M/T	<b>613-133</b>				24	92	84						
			6/95-		•	+ABS, M/T	<b>607-153</b>	44	25	28	56	98	47					4	3



















<b>GTV (916C) '95-</b>			L/R			NOTE	CIFAM ref.	ABS	A	B	C	D	E	F	H	I	L	M	Fig	
3.0 V6 24v (160 kW) Eng. AR16105		00-		●		+ABS	<b>613-133</b>				24	92	84							
		00-		●		+ABS	<b>607-153</b>	44	25	28	56	98	47						4	3
3.0 V6 24v (162 kW) Eng. AR16102		10/96-		●		+ABS	<b>613-133</b>				24	92	84							
		10/96-		●		+ABS	<b>607-153</b>	44	25	28	56	98	47						4	3
<b>Mito (955) '08-</b>			L/R			NOTE	CIFAM ref.	ABS	A	B	C	D	E	F	H	I	L	M	Fig	
1.3 JTDM (62 kW) Eng. 199B4.000		11-		●			<b>613-460</b>				25	78	130							
		11-		●			<b>607-687</b>		25	25	51	87	47,1						4	1
1.3 JTDm (70 kW) Eng. 199B1.000		09-		●			<b>613-460</b>				25	78	130							
		09-		●			<b>607-687</b>		25	25	51	87	47,1						4	1
1.3 JTDm 16V (66 kW) Eng. 199A3.000		09-		●			<b>613-287</b>				25	78	130							
		09-		●			<b>607-449</b>		25	24	51	84	46						4	1
1.4 (51 kW) Eng. 955A9.000		11-		●			<b>613-393</b>				22	72	127							
		11-		●			<b>607-593</b>		22	21	51	75,1	40,5						4a	1
1.4 (57 kW) Eng. 955A1.000		11-		●		Gkn	<b>613-393</b>				22	72	127							
		11-		●		Gkn	<b>607-593</b>		22	21	51	75,1	40,5						4a	1
1.4 (70 kW) Eng. 199A6.000		08-		●		Gkn	<b>613-393</b>				22	72	127							
		08-		●		Gkn	<b>607-593</b>		22	21	51	75,1	40,5						4a	1
1.4 (77 kW) Eng. 955A6.000		09-		●			<b>613-420</b>				23	78	90							
		09-		●			<b>607-637</b>		22	22	51	79,1	39,8						4a	1
1.4 16v (58 kW) Eng. 955A1.000		08-		●		Gkn	<b>613-393</b>				22	72	127							
		08-		●		Gkn	<b>607-593</b>		22	21	51	75,1	40,5						4a	1
		08-	L				<b>655-799</b>		22		22	75,1	72,7		79,5	61	650		s3	
		08-	R				<b>655-800</b>		22		22	75,1	72,7		79,5	61	887		s3	
1.4 T (88 kW) Eng. 198A4.000		09-		●			<b>613-460</b>				25	78	130							
		09-		●			<b>607-687</b>		25	25	51	87	47,1						4	1
1.4 T. (125 kW) Eng. 940A2.000		10-		●			<b>613-460</b>				25	78	130							
		10-		●			<b>607-687</b>		25	25	51	87	47,1						4	1
1.4 T. (99 kW) Eng. 955A2.000		09-		●			<b>613-460</b>				25	78	130							
		09-		●			<b>607-687</b>		25	25	51	87	47,1						4	1



































# ALFA ROMEO


















			L/R			NOTE	CIFAM ref.	ABS	A	B	C	D	E	F	H	I	L	M	Fig	
<b>Mito (955) '08-</b>																				
1.4 T. 16v (114 kW) Eng. 199A8.000		08-		●		Euro 5	<b>613-397</b>				20	68	100							
		08-		●		Euro 5	<b>607-601</b>		25	33	51	84	48						4	2
1.6 JTDM 16V (88 kW) Eng. 198A2.000		08-		●			<b>613-397</b>				20	68	100							
		08-		●			<b>607-601</b>		25	33	51	84	48						4	2
<b>Spider (916S) '95-'06</b>			L/R			NOTE	CIFAM ref.	ABS	A	B	C	D	E	F	H	I	L	M	Fig	
1.8 T.S. 16v (106 kW) Eng. AR32201		98-		●		+ABS	<b>613-149</b>				25	86	96							
		98-			●	+ABS	<b>614-019</b>				25	62	81							
		98-		●		+ABS	<b>607-212</b>	44	25	25	52	90	47						4	3
		98-			●	+ABS	<b>617-020</b>			25		100								
		98-	L/R			Vett 6063042-	<b>655-327</b>		25	25		90	100		85			488	s10	
		98-	L/R			+ABS, Vett -6063041	<b>655-194</b>	44	25	25		90	100		85			475	s10	
2.0 JTS (121 kW) Eng. 937A1.000		03-		●		+ABS, M/T	<b>613-149</b>				25	86	96							
		03-		●		Vett 6063041-	<b>607-258</b>		25	25	51	90	47						4	3
		03-		●		+ABS, M/T, Vett -6063041	<b>607-212</b>	44	25	25	52	90	47						4	3
2.0 T.S. 16v (110 kW) Eng. AR16201/ AR32310		95-		●		+ABS, Vett -6023168	<b>613-020</b>				25	86	96							
		95-		●		+ABS, M/T, Vett 6023168-6063041	<b>613-149</b>				25	86	96							
		95-		●		Vett 6063041 -	<b>607-258</b>		25	25	51	90	47						4	3
		95-		●		+ABS, Vett -6023168	<b>607-110</b>	44	25	25	52	90	47						4	2
		95-		●		+ABS, M/T, Vett 6023168-6063041	<b>607-212</b>	44	25	25	52	90	47						4	3
		95-	L/R			Vett 6063042-	<b>655-327</b>		25	25		90	100		85			488	s10	
		95-	L/R			+ABS, Vett -6063041	<b>655-194</b>	44	25	25		90	100		85			475	s10	
		95-	L/R			+ABS, Vett -6063041	<b>655-194</b>	44	25	25		90	100		85			475	s10	
2.0 T.S. 16v (114 kW) Eng. AR32301		5/98-		●		+ABS, M/T	<b>613-149</b>				25	86	96							
		5/98-			●	M/T	<b>614-019</b>				25	62	81							
		5/98-		●		+ABS, M/T	<b>607-212</b>	44	25	25	52	90	47						4	3
		5/98-			●	M/T	<b>617-020</b>			25		100								
2.0 V6 T. (148 kW) Eng. AR16202		5/98-		●		+ABS	<b>613-133</b>				24	92	84							
		5/98-		●		+ABS	<b>607-153</b>	44	25	28	56	98	47						4	3
3.0 V6 (141 kW) Eng. AR16101		5/95-		●		+ABS, M/T	<b>613-133</b>				24	92	84							
		5/95-		●		+ABS, M/T	<b>607-153</b>	44	25	28	56	98	47						4	3

Spider (939) '06-		L/R			NOTE	CIFAM ref.	ABS	A	B	C	D	E	F	H	I	L	M	Fig	
1.8 TBi (147 kW) Eng. 939B1.000		09-	•			613-513				27	98	140							
		09-	•			607-595		30	27	62	101	48,6					4	1	
2.0 JTDm (125 kW) Eng. 939B3.000		09-	•			613-513				27	98	140							
		09-	•			607-595		30	27	62	101	48,6					4	1	
2.2 JTS (136 kW) Eng. 939A5.000		06-	•			613-395				26	86	138							
		06-	•			607-596		30	26	61	94,1	48,6					4	1	
2.4 JTD 20v (147 kW) Eng. 939A3.000		06-	•			613-395				26	86	138							
		06-	•			607-596		30	26	61	94,1	48,6					4	1	
2.4 JTD 20v (154 kW) Eng. 939A9.000		07-	•			613-513				27	98	140							
		07-	•			607-595		30	27	62	101	48,6					4	1	
3.2 JTS Q4 (191 kW) Eng. 939A0.000		06-	•			613-395				26	86	138							
		06-	•			607-596		30	26	61	94,1	48,6					4	1	
























## AUDI




















100 I (C1) '68-'76		L/R			NOTE	CIFAM ref.	ABS	A	B	C	D	E	F	H	I	L	M	Fig	
1.6 (63 kW) Eng. YM		75-76	•		Ch 51000051-61077763	613-024				22	83	79							
		75-76	•		Ch 51000051-61077763	614-005				21	94	97							
		75-76	•		Ch 51000051-61077763	607-025		26	25	56,5	90	50					4	3	
		75-76	•		Ch 51000051-61077763	617-004			33		94								
1.8 LS (74 kW) Eng. ZZ		10/70-7/76	•		M/T+A/T, Ch 51000051-44J200099	613-024				22	83	79							
		10/70-7/76	•		M/T+A/T, Ch 51000051-44J200099	607-025		26	25	56,5	90	50					4	3	
1.9 GL, Coupe (82 kW) Eng. ZJ		71-8/76	•		M/T+A/T, Ch 51000051-61077767	613-024				22	83	79							
		71-8/76	•		M/T+A/T, Ch 51000051-61077767	607-025		26	25	56,5	90	50					4	3	
100 II (43, C2), Avant '76-'83		L/R			NOTE	CIFAM ref.	ABS	A	B	C	D	E	F	H	I	L	M	Fig	
1.6 (63 kW) Eng. YV		9/76-7/82	•		M/T+A/T, Ch 4372007746-43C090315	613-024				22	83	79							
		9/76-7/82	•		M/T+A/T, Ch 4372007746-43C090315	614-006				21	48	80							
		9/76-7/82	•		M/T+A/T, Ch 4372007746-43C090315	607-025		26	25	56,5	90	50					4	3	
		9/76-7/82	•		M/T+A/T, Ch 4372007746-43C090315	617-004A			33		94								




















<b>100 II (43, C2), Avant '76-'83</b>			L/R			NOTE	CIFAM ref.	ABS	A	B	C	D	E	F	H	I	L	M	Fig
1.9 (74 kW) Eng. WH		8/80-7/82		•		M/T	<b>613-024</b>				22	83	79						
		8/80-7/82			•	M/T	<b>614-012</b>				24	107,5	120						
		8/80-7/82		•		M/T	<b>607-025</b>		26	25	56,5	90	50					4	3
		8/80-7/82			•	M/T	<b>617-014</b>			28		108							
2.0 D (51 kW) Eng. CN		8/78-7/82		•		M/T+A/T	<b>613-024</b>				22	83	79						
		8/78-7/82			•	M/T+A/T, Ch 43A0040622-	<b>614-012</b>				24	107,5	120						
		8/78-7/82		•		M/T+A/T	<b>607-025</b>		26	25	56,5	90	50					4	3
		8/78-7/82			•	M/T+A/T, Ch 43A0040622-	<b>617-014</b>			28		108							
2.1 (100 kW) Eng. WC		3/77-2/83		•		+/-ABS, M/T+A/T, Ch 44D000001-	<b>613-024</b>				22	83	79						
		3/77-7/82			•	-ABS, M/T+A/T, Ch 43A0040622-	<b>614-012</b>				24	107,5	120						
		3/77-2/83		•		+ABS, M/T+A/T, Ch 44D000001-	<b>607-127</b>	96	26	25	56,5	90	50					4	3
		3/77-7/82			•	-ABS, M/T+A/T	<b>607-025</b>		26	25	56,5	90	50					4	3
		3/77-7/82			•	-ABS, M/T+A/T, Ch 43A0040622-	<b>617-014</b>			28		108							
2.1 (100 kW) Eng. WG		3/77-2/83		•		+/-ABS, M/T+A/T, Ch 44D000001-	<b>613-024</b>				22	83	79						
		3/77-7/82			•	-ABS, M/T+A/T, Ch 43A0040622-	<b>614-012</b>				24	107,5	120						
		3/77-2/83		•		+ABS, M/T+A/T, Ch 44D000001-	<b>607-127</b>	96	26	25	56,5	90	50					4	3
		3/77-7/82			•	-ABS, M/T+A/T	<b>607-025</b>		26	25	56,5	90	50					4	3
		3/77-7/82			•	-ABS, M/T+A/T, Ch 43A0040622-	<b>617-014</b>			28		108							
2.1 (85 kW) Eng. WB/ WE		3/77-2/83		•		+/-ABS, M/T+A/T, Ch 44D000001-	<b>613-024</b>				22	83	79						
		3/77-7/82			•	-ABS, M/T+A/T, Ch 43A0040622-	<b>614-012</b>				24	107,5	120						
		3/77-2/83		•		+ABS, M/T+A/T, Ch 44D000001-	<b>607-127</b>	96	26	25	56,5	90	50					4	3
		3/77-7/82			•	-ABS, M/T+A/T	<b>607-025</b>		26	25	56,5	90	50					4	3
		3/77-7/82			•	-ABS, M/T+A/T, Ch 43A0040622-	<b>617-014</b>			28		108							
<b>100 III (44, 44Q, C3), Avant '82-'91</b>			L/R			NOTE	CIFAM ref.	ABS	A	B	C	D	E	F	H	I	L	M	Fig
1.8 (55 kW) Eng. DR/ RS		8/82-12/87		•		+/-ABS, M/T+A/T, Ch 44F000001-44J200099	<b>613-024</b>				22	83	79						
		8/82-8/87			•	M/T+A/T	<b>614-006</b>				21	48	80						
		8/82-12/87		•		+ABS, M/T+A/T, Ch 44F000001-44J200099	<b>607-127</b>	96	26	25	56,5	90	50					4	3
		8/82-8/87			•	-ABS, M/T+A/T	<b>607-025</b>		26	25	56,5	90	50					4	3
		8/82-8/87			•	M/T+A/T	<b>617-004A</b>			33		94							















100 III (44, 44Q, C3), Avant '82-'91			L/R			NOTE	CIFAM ref.	ABS	A	B	C	D	E	F	H	I	L	M	Fig	
1.8 (65 kW) Eng. SH		86-90		•		+ABS, M/T, Ch 44J200100-44M050000	613-100				22	83	79							
		86-90		•		+ABS, M/T+A/T	613-024				22	83	79							
		86-90			•		M/T+A/T	614-011				24	100	115						
			86-90		•		M/T, Ch 44J200100-44M050000	607-119		38	25	59,5	90	34					13	3
	86-90			•		M/T+A/T, Ch 44D090541-44J200099	607-025		26	25	56,5	90	50					4	3	
	86-90			•		+ABS, A/T, Ch 44J200100-44M050000	607-219	45	26	25	56,5	90	50					4	3	
	86-90			•		+ABS, M/T, Ch 44J200100-44M050000	607-121	45	38	25	59,6	90	34					13	3	
		86-90		•		+ABS, M/T+A/T, Ch 44F000001-44J200099	607-127	96	26	25	56,5	90	50					4	3	
		86-90			•	M/T+A/T	617-012			33		100								
1.8 (66 kW) Eng. JW/ NP		83-89		•		+ABS, M/T, Ch 44J200100-44M050000	613-100				22	83	79							
		83-89		•		+ABS, M/T+A/T	613-024				22	83	79							
		83-89			•		M/T+A/T	614-011				24	100	115						
			83-89		•		M/T, Ch 44J200100-44M050000	607-119		38	25	59,5	90	34					13	3
	83-89			•		M/T+A/T, Ch 44D090541-44J200099	607-025		26	25	56,5	90	50					4	3	
	83-89			•		+ABS, A/T, Ch 44J200100-44M050000	607-219	45	26	25	56,5	90	50					4	3	
	83-89			•		+ABS, M/T, Ch 44J200100-44M050000	607-121	45	38	25	59,6	90	34					13	3	
		83-89		•		+ABS, M/T+A/T, Ch 44F000001-44J200099	607-127	96	26	25	56,5	90	50					4	3	
		83-89			•	M/T+A/T	617-012			33		100								
1.8 quattro (65 kW) Eng. SH		1/88-12/90		•		+ABS, FWD+RWD, M/T+A/T, Ch 44J200100-44M050000	613-100				22	83	79							
		86-12/87		•		+/-ABS, FWD+RWD, M/T+A/T, Ch 44F023308-44J200099	613-024				22	83	79							
		86-90			•		FWD+RWD	614-012				24	107,5	120						
			1/88-12/90		•		+ABS, FWD+RWD, M/T+A/T, Ch 44J200100-44M050000	607-121	45	38	25	59,6	90	34					13	3
	86-12/87			•		+ABS, FWD+RWD, M/T+A/T, Ch 44F023308-44J200099	607-127	96	26	25	56,5	90	50					4	3	
	86-12/87			•		-ABS, FWD+RWD, M/T+A/T, Ch 44F023308-44J200099	607-025		26	25	56,5	90	50					4	3	
	86-90			•	FWD+RWD	617-014			28		108									




















100 III (44, 44Q, C3), Avant '82-'91			L/R			NOTE	CIFAM ref.	ABS	A	B	C	D	E	F	H	I	L	M	Fig	
1.8 quattro (66 kW) Eng. JW/ NP		1/88-89		•		+ABS, FWD+RWD, M/T+A/T, Ch 44J200100-44M050000	613-100				22	83	79							
		10/84-12/87		•		+/-ABS, FWD+RWD, M/T+A/T, Ch 44F023308-44J200099	613-024				22	83	79							
		10/84-89			•	FWD+RWD	614-012				24	107,5	120							
		1/88-89		•		+ABS, FWD+RWD, M/T+A/T, Ch 44J200100-44M050000	607-121	45	38	25	59,6	90	34						13	3
		10/84-12/87		•		+ABS, FWD+RWD, M/T+A/T, Ch 44F023308-44J200099	607-127	96	26	25	56,5	90	50						4	3
		10/84-12/87		•		-ABS, FWD+RWD, M/T+A/T, Ch 44F023308-44J200099	607-025		26	25	56,5	90	50						4	3
	10/84-89			•	FWD+RWD	617-014			28		108									
1.8 quattro Kat (66 kW) Eng. 4B/ PH		1/88-12/90		•		+ABS, FWD+RWD, M/T+A/T, Ch 44J200100-44M050000	613-100				22	83	79							
		85-12/87		•		+ABS, FWD+RWD, M/T+A/T, Ch 44F023308-44J200099	613-024				22	83	79							
		85-12/90			•	FWD+RWD	614-012				24	107,5	120							
		1/88-12/90		•		+ABS, FWD+RWD, M/T+A/T, Ch 44J200100-44M050000	607-121	45	38	25	59,6	90	34						13	3
		85-12/87		•		FWD+RWD, M/T+A/T, Ch 44F023308-44J200099	607-025		26	25	56,5	90	50						4	3
		85-12/87		•		+ABS, FWD+RWD, M/T+A/T, Ch 44F023308-44J200099	607-127	96	26	25	56,5	90	50						4	3
	85-12/90			•	FWD+RWD	617-014			28		108									
1.9 (74 kW) Eng. WH		8/82-7/84		•		M/T, Ch 43B000001-44J200099	613-024				22	83	79							
		8/82-7/84			•	M/T, Ch 43B000001-44J200099	614-012				24	107,5	120							
		8/82-7/84		•		M/T, Ch 43B000001-44J200099	607-025		26	25	56,5	90	50					4	3	
		8/82-7/84			•	M/T, Ch 43B000001-44J200099	617-014			28		108								
2.0 (83 kW) Eng. SL		86-87		•		+/-ABS, M/T+A/T, Ch 44F000001-44J200099	613-024				22	83	79							
		86-87			•	M/T+A/T, Ch 44F000001-44J200099	614-012				24	107,5	120							
		86-87		•		+ABS, M/T+A/T, Ch 44F000001-44J200099	607-127	96	26	25	56,5	90	50						4	3
		86-87		•		-ABS, M/T+A/T, Ch 44F000001-44J200099	607-025		26	25	56,5	90	50						4	3
		86-87			•	M/T+A/T, Ch 44F000001-44J200099	617-014			28		108								
2.0 (85 kW) Eng. KP		8/84-12/87		•		+/-ABS, M/T+A/T, Ch 44F000001-44J200099	613-024				22	83	79							
		8/84-12/87			•	M/T+A/T, Ch 44F000001-44J200099	614-012				24	107,5	120							
		8/84-12/87		•		+ABS, M/T+A/T, Ch 44F000001-44J200099	607-127	96	26	25	56,5	90	50						4	3
		8/84-12/87		•		-ABS, M/T+A/T, Ch 44F000001-44J200099	607-025		26	25	56,5	90	50						4	3
		8/84-12/87			•	M/T+A/T, Ch 44F000001-44J200099	617-014			28		108								

100 III (44, 44Q, C3), Avant '82-'91			L/R			NOTE	CIFAM ref.	ABS	A	B	C	D	E	F	H	I	L	M	Fig	
2.0 D (51 kW) Eng. CN		1/88-7/89	•			+/-ABS, M/T, Ch 44J200100-44K300000	613-100				22	83	79							
		8/82-12/88	•			+ABS, M/T+A/T, Ch 43D000001-44J200099	613-024				22	83	79							
		8/82-7/89			•	M/T+A/T	614-012				24	107,5	120							
		1/88-7/89	•			+ABS, M/T, Ch 44J200100-44K300000	607-121	45	38	25	59,6	90	34						13	3
		1/88-7/89	•			-ABS, M/T, Ch 44J200100-44K300000	607-119		38	25	59,5	90	34						13	3
		8/82-12/88	•			+ABS, M/T+A/T, Ch 43D000001-44J200099	607-127	96	26	25	56,5	90	50						4	3
		8/82-7/88	•			M/T+A/T, Ch 43A040622-44J200099	607-025		26	25	56,5	90	50						4	3
		8/82-7/88	•			+ABS, A/T, Ch 44J200100-44K300000	607-219	45	26	25	56,5	90	50						4	3
8/82-7/89					•	M/T+A/T	617-014			28		108								
2.0 Kat (85 kW) Eng. RT		1/88-11/90	•			+ABS, A/T	613-024				22	83	79							
		1/88-12/90	•			+ABS, M/T, Ch 44J200100-44M050000	613-100				22	83	79							
		1/88-12/90			•	M/T+A/T, Ch 44J200100-44M050000	614-012				24	107,5	120							
		1/88-11/90	•			+ABS, A/T	607-219	45	26	25	56,5	90	50						4	3
		1/88-12/90	•			M/T, Ch 44J200100-44M050000	607-119		38	25	59,5	90	34						13	3
		1/88-12/90	•			+ABS, M/T, Ch 44J200100-44K300000	607-121	45	38	25	59,6	90	34						13	3
	1/88-12/90			•	M/T+A/T, Ch 44J200100-44M050000	617-014			28		108									
2.0 TD (64 kW) Eng. DE		8/82-12/88	•			+ABS, M/T+A/T	613-024				22	83	79							
		8/82-2/88			•	M/T+A/T	614-012				24	107,5	120							
		8/82-12/88	•			+ABS, M/T+A/T, Ch 43D000001-44J200099	607-127	96	26	25	56,5	90	50						4	3
		8/82-2/88	•			M/T+A/T, Ch 43C031546-44J200099	607-025		26	25	56,5	90	50						4	3
		8/82-2/88			•	M/T+A/T	617-014			28		108								
2.0 TD (74 kW) Eng. NC		3/88-12/90	•			+/-ABS, M/T, Ch 44J224409-44M050000	613-100				22	83	79							
		3/88-12/90			•	M/T	614-012				24	107,5	120							
		3/88-12/90	•			+ABS, M/T, Ch 44J224409-44M050000	607-121	45	38	25	59,6	90	34						13	3
		3/88-12/90	•			-ABS, M/T, Ch 44J224409-44M050000	607-119		38	25	59,5	90	34						13	3
		3/88-12/90			•	M/T	617-014			28		108								

































100 III (44, 44Q, C3), Avant '82-'91			L/R			NOTE	CIFAM ref.	ABS	A	B	C	D	E	F	H	I	L	M	Fig	
2.1 (100 kW) Eng. WC		1/84-7/84		●		+ABS, M/T, Ch 44J200100-44M050000	613-100				22	83	79							
		8/82-7/84		●		M/T+A/T	613-024				22	83	79							
		82-84			●		M/T+A/T	614-012				24	107,5	120						
		1/84-7/84		●			M/T, Ch 44J200100-44M050000	607-119		38	25	59,5	90	34					13	3
		1/84-7/84		●			+ABS, A/T, 3Sp, Ch 44J200100-44K300000	607-219	45	26	25	56,5	90	50					4	3
		1/84-7/84		●			+ABS, M/T, Ch 44J200100-44M050000	607-121	45	38	25	59,6	90	34					13	3
		8/82-7/84		●			M/T+A/T, Ch 43A040622-44J200099	607-025		26	25	56,5	90	50					4	3
		8/82-7/84		●			+ABS, M/T+A/T, Ch 44D000001-44J200099	607-127	96	26	25	56,5	90	50					4	3
	82-84			●		M/T+A/T	617-014			28		108								
2.2 quattro, Kat (101 kW) Eng. KU		1/88-12/90		●		+ABS, FWD+RWD, M/T+A/T, Ch 44J200100-44M050000	613-100				22	83	79							
		10/84-12/87		●		+ABS, FWD+RWD, M/T+A/T	613-024				22	83	79							
		10/84-12/87			●		FWD+RWD, M/T+A/T	614-012				24	107,5	120						
		1/88-12/90		●			+ABS, FWD+RWD, M/T+A/T, Ch 44J200100-44M050000	607-121	45	38	25	59,6	90	34					13	3
		10/84-12/87		●			FWD+RWD, M/T+A/T, Ch 44F023308-44J200099	607-025		26	25	56,5	90	50					4	3
		10/84-12/87		●			+ABS, FWD+RWD, M/T+A/T, Ch 44F023308-44J200099	607-127	96	26	25	56,5	90	50					4	3
		8/85-7/86		●			FWD, Ch 44G000001-44G300000	607-025		26	25	56,5	90	50					4	3
		8/85-7/86		●			+ABS, FWD, Ch 44G000001-44G300000	607-127	96	26	25	56,5	90	50					4	3
	10/84-12/87			●		FWD+RWD, M/T+A/T	617-014			28		108								
2.2 T. (121 kW) Eng. MC		8/86-11/90		●		M/T+A/T, Ch 44H000001-44J200099	613-131				24	90	83							
		8/86-11/90		●		+ABS, FWD, M/T, Ch 44J200100-	613-202				24	92	84							
		8/86-12/87		●			+ABS, M/T+A/T, Ch 44H000001-44J200099	613-131				24	90	83						
		86-11/90			●		M/T+A/T	614-012				24	107,5	120						
		8/86-11/90		●			M/T+A/T, Ch 44H000001-44J200099	607-150A		26	28	56	98	51					4	3
		8/86-11/90		●			+ABS, FWD, M/T, Ch 44J200100-	607-277	45	38	28	59,6	98	34					13	3
		8/86-12/87		●			+ABS, M/T+A/T, Ch 44H000001-44J200099	607-203	96	26	28	56,6	98	50					4	3
	86-11/90			●		M/T+A/T	617-014			28		108								
2.2 T. quattro (121 kW) Eng. MC		3/86-12/87		●		+ABS, FWD, Ch 44G102130-44J200099	613-131				24	90	83							
		8/86-11/90		●		+ABS, FWD, M/T, Ch 44J200100-	613-202				24	92	84							
		3/86-12/87			●		FWD, Ch 44G102130-44J200099	614-012				24	107,5	120						
		3/86-12/87		●			FWD, Ch 44G102130-44J200099	607-150A		26	28	56	98	51					4	3
		3/86-12/87		●			+ABS, FWD, Ch 44G102130-44J200099	607-203	96	26	28	56,6	98	50					4	3
		8/86-11/90		●			+ABS, FWD, M/T, Ch 44J200100-	607-277	45	38	28	59,6	98	34					13	3
	3/86-12/87			●		FWD, Ch 44G102130-44J200099	617-014			28		108								

100 III (44, 44Q, C3), Avant '82-'91			L/R			NOTE	CIFAM ref.	ABS	A	B	C	D	E	F	H	I	L	M	Fig	
2.3 (98 kW) Eng. NF		1/90-11/90		•		+ABS, M/T+A/T, 3Sp	613-024				22	83	79							
		1/90-11/90		•		+ABS, M/T+A/T, 4Sp, Ch 44J200100-44M050000	613-100				22	83	79							
		1/90-11/90		•		M/T+A/T, 3Sp	614-012				24	107,5	120							
		1/90-11/90		•		M/T, Ch 44J200100-44M050000	607-119		38	25	59,5	90	34						13	3
		1/90-11/90		•		M/T+A/T, 3Sp, Ch 44E034756-44J200099	607-025		26	25	56,5	90	50						4	3
		1/90-11/90		•		+ABS, A/T, 3Sp, Ch 44J200100-	607-219	45	26	25	56,5	90	50						4	3
		1/90-11/90		•		+ABS, M/T+A/T, 4Sp, Ch 44J200100-44M050000	607-121	45	38	25	59,6	90	34						13	3
		1/90-11/90		•		M/T+A/T, 3Sp	617-014			28		108								
2.3 E (100 kW) Eng. NF		1/86-12/90		•		+ABS, M/T+A/T, 4Sp, Ch 44J200100-44M050000	613-100				22	83	79							
		86-11/90		•		+ABS, M/T+A/T, 3Sp	613-024				22	83	79							
		86-90		•		M/T+A/T, 3Sp	614-012				24	107,5	120							
		1/86-12/90		•		+ABS, M/T+A/T, 4Sp, Ch 44J200100-44M050000	607-121	45	38	25	59,6	90	34						13	3
		1/88-12/90		•		-ABS, M/T, Ch 44J200100-44M050000	607-119		38	25	59,5	90	34						13	3
		86-11/90		•		M/T+A/T, 3Sp, Ch 44E034756-44J200099	607-025		26	25	56,5	90	50						4	3
		86-11/90		•		+ABS, A/T, 3Sp, Ch 44J200100-	607-219	45	26	25	56,5	90	50						4	3
		86-12/87		•		+ABS, M/T+A/T, Ch 44E034756-44J200099	607-127	96	26	25	56,5	90	50						4	3
	86-90		•		M/T+A/T, 3Sp	617-014			28		108									
	2.3 E quattro (100 kW) Eng. NF		1/88-12/90		•		+ABS, FWD+RWD, M/T+A/T, Ch 44J200100-44M050000	613-100				22	83	79						
86-12/87				•		+ABS, FWD+RWD, M/T+A/T, Ch 44F023308-44J200099	613-024				22	83	79							
		86-12/90		•		FWD+RWD, M/T+A/T	614-012				24	107,5	120							
		1/88-12/90		•		+ABS, FWD+RWD, M/T+A/T, Ch 44J200100-44M050000	607-121	45	38	25	59,6	90	34						13	3
	86-12/87		•		FWD+RWD, M/T+A/T, Ch 44F023308-44J200099	607-025		26	25	56,5	90	50						4	3	
	86-12/87		•		+ABS, FWD+RWD, M/T+A/T, Ch 44F023308-44J200099	607-127	96	26	25	56,5	90	50						4	3	
	86-12/90		•		FWD+RWD, M/T+A/T	617-014			28		108									
2.3 quattro (98 kW) Eng. NF		1/90-11/90		•		+/-ABS, FWD+RWD, M/T+A/T, Ch 44F023308-44J200099	613-024				22	83	79							
		1/90-11/90		•		+ABS, FWD+RWD, M/T+A/T, Ch 44J200100-44M050000	613-100				22	83	79							
		1/90-11/90		•		FWD+RWD, M/T+A/T	614-012				24	107,5	120							
		1/90-11/90		•		+ABS, FWD+RWD, M/T+A/T, Ch 44F023308-44J200099	607-127	96	26	25	56,5	90	50						4	3
		1/90-11/90		•		+ABS, FWD+RWD, M/T+A/T, Ch 44J200100-44M050000	607-121	45	38	25	59,6	90	34						13	3
		1/90-11/90		•		-ABS, FWD+RWD, M/T+A/T, Ch 44F023308-44J200099	607-025		26	25	56,5	90	50						4	3
	1/90-11/90		•		FWD+RWD, M/T+A/T	617-014			28		108									



































100 IV (4A, C4), Avant '90-'94		L/R			NOTE	CIFAM ref.	ABS	A	B	C	D	E	F	H	I	L	M	Fig			
2.3 E quattro (98 kW) Eng. AAR		12/90-7/94		●	+ABS, FWD, Ch 4AM000001-4AR150000	613-117				22	80	83									
		12/90-7/94		●	+ABS, RWD, M/T+A/T, Ch 4AM000001-4AR150000	613-100				22	83	79									
		12/90-7/94		●	+ABS, FWD, Ch 4AM000001-4AR150000	607-140	45	38	30	59,4	90	34							13	2	
		12/90-7/94		●	+ABS, RWD, M/T+A/T, Ch 4AM000001-4AR150000	607-121	45	38	25	59,6	90	34							13	3	
		90-94	L			+ABS, FWD, A/T	655-771	45	38			88	108		34			507	s15		
		90-94	R			+ABS, FWD, A/T	655-684	45	38			88	130	41	34			614	s15		
2.4 D (60 kW) Eng. AAS		12/90-7/94		●	+ABS, M/T+A/T, Ch 4AM000001-4AR120000	613-117				22	80	83									
		12/90-7/94		●	+ABS, M/T+A/T, Ch 4AM000001-4AR120000	607-140	45	38	30	59,4	90	34							13	2	
		90-94	L			+ABS, A/T	655-771	45	38			88	108		34			507	s15		
		90-94	L			+ABS, M/T	655-684	45	38			88	130	41	34			614	s15		
		90-94	R			+ABS, A/T	655-684	45	38			88	130	41	34			614	s15		
		90-94	R			+ABS, M/T	655-685	45	38			88	130	41	34			650	s15		
2.5 TDi (85 kW) Eng. AAT/ ABP		90-94		●	+ABS, M/T, Ch 4AM000001-4AR120000	613-144				24	90	90									
		90-94		●	+ABS, M/T, Ch 4AM000001-4AR120000	607-174	45	38	27	59,6	98	34							13	2	
		90-94	L			+ABS	655-205	45	38			98			34			614	s15		
		90-94	R			+ABS	655-206	45	38			98			34			650	s15		
2.6 (110 kW) Eng. ABC		4/92-7/94		●	+ABS, M/T+A/T, Ch 4AN115189-4AR120000	613-117				22	80	83									
		4/92-7/94		●	+ABS, M/T+A/T, Ch 4AN115189-4AR120000	607-140	45	38	30	59,4	90	34							13	2	
		92-94	L			+ABS, M/T	655-684	45	38			88	130	41	34			614	s15		
		92-94	R			+ABS, M/T	655-685	45	38			88	130	41	34			650	s15		
2.6 quattro (110 kW) Eng. ABC		3/92-7/94		●	+ABS, FWD, Ch 4AN101453-4AR150000	613-117				22	80	83									
		3/92-7/94		●	+ABS, RWD, M/T+A/T, Ch 4AN101453-4AR150000	613-100				22	83	79									
		3/92-7/94		●	+ABS, FWD, Ch 4AN101453-4AR150000	607-140	45	38	30	59,4	90	34								13	2
		3/92-7/94		●	+ABS, RWD, M/T+A/T, Ch 4AN101453-4AR150000	607-121	45	38	25	59,6	90	34								13	3
2.6, quattro (102 kW) Eng. ACZ		93-94		●	+ABS	613-117				22	80	83									
		93-94		●	+ABS	607-140	45	38	30	59,4	90	34								13	2
2.8 E (128 kW) Eng. AAH		12/90-7/94		●	+ABS, M/T+A/T, Ch 4AM000001-4AR120000	613-144				24	90	90									
		12/90-7/94		●	+ABS, M/T+A/T, Ch 4AM000001-4AR120000	607-174	45	38	27	59,6	98	34								13	2
		12/90-	L			+ABS, M/T	655-205	45	38			98			34			614	s15		
		12/90-	R			+ABS, M/T	655-206	45	38			98			34			650	s15		





























200 II (44, 44Q), Avant '83-'91		L/R			NOTE	CIFAM ref.	ABS	A	B	C	D	E	F	H	I	L	M	Fig	
2.1 T. (134 kW) Eng. KG		83-88	•		+ABS, M/T+A/T, Ch 43A045129-44J200099	613-131				24	90	83							
		83-88		•	+ABS, M/T+A/T, Ch 43A045129-44J200099	614-012				24	107,5	120							
		83-88	•		+ABS, M/T+A/T, Ch 43A045129-44J200099	607-203	96	26	28	56,6	98	50						4	3
		83-88		•	+ABS, M/T+A/T, Ch 43A045129-44J200099	617-014			28		108								
2.1 T. quattro (134 kW) Eng. KG		83-88	•		+ABS, FWD, M/T, Ch 44F047749-44J200099	613-131				24	90	83							
		83-88		•	+ABS, RWD, M/T+A/T, Ch 44F047749-44J200099	613-024				22	83	79							
		83-88		•	FWD+RWD, M/T+A/T, Ch 44F047749-44J200099	614-012				24	107,5	120							
		83-88	•		FWD, M/T, Ch 44F047749-44J200099	607-150A		26	28	56	98	51						4	3
		83-88	•		RWD, M/T+A/T, Ch 44F047749-44J200099	607-025		26	25	56,5	90	50						4	3
		83-88	•		+ABS, FWD, M/T, Ch 44F047749-44J200099	607-203	96	26	28	56,6	98	50						4	3
		83-88	•		+ABS, RWD, M/T+A/T, Ch 44F047749-44J200099	607-127	96	26	25	56,5	90	50						4	3
		83-88		•	FWD+RWD, M/T+A/T, Ch 44F047749-44J200099	617-014			28		108								
2.2 (Exc. Avant) (101 kW) Eng. KU		8/84-7/85	•		+/-ABS, M/T+A/T, Ch 44F000001-44F300000	613-024				22	83	79							
		8/85-12/87		•	M/T+A/T, Ch 44G000001-44J200099	613-131				24	90	83							
		8/84-7/85		•	M/T+A/T, Ch 44F000001-44J200099	614-012				24	107,5	120							
		8/84-7/85	•		+ABS, M/T+A/T, Ch 44F000001-44F300000	607-127	96	26	25	56,5	90	50						4	3
		8/84-7/85	•		-ABS, M/T+A/T, Ch 44F000001-44F300000	607-025		26	25	56,5	90	50						4	3
		8/85-12/87		•	M/T+A/T, Ch 44G000001-44J200099	607-150A		26	28	56	98	51						4	3
		8/84-7/85		•	M/T+A/T, Ch 44F000001-44J200099	617-014			28		108								
2.2 20v T. quattro (162 kW) Eng. 3B		89-12/90	•		+ABS, FWD, M/T, Ch 44J200100-	613-202				24	92	84							
		89-12/90		•	+ABS, RWD, M/T+A/T, Ch 44J200100-44M050000	613-100				22	83	79							
		89-12/90		•	+ABS, FWD+RWD, M/T+A/T, Ch 44J200100-44M050000	614-012				24	107,5	120							
		89-12/90	•		+ABS, FWD, M/T, Ch 44J200100-	607-277	45	38	28	59,6	98	34						13	3
		89-12/90	•		+ABS, RWD, M/T+A/T, Ch 44J200100-44M050000	607-121	45	38	25	59,6	90	34						13	3
		89-12/90		•	+ABS, FWD+RWD, M/T+A/T, Ch 44J200100-44M050000	617-014			28		108								
2.2 T. (121 kW) Eng. MC		8/85-12/87	•		+ABS, M/T+A/T, Ch 44G000001-44J200099	613-131				24	90	83							
		8/85-12/87		•	+ABS, M/T+A/T, Ch 44G000001-44J200099	614-012				24	107,5	120							
		8/85-12/87	•		+ABS, M/T+A/T, Ch 44G000001-44J200099	607-203	96	26	28	56,6	98	50						4	3
		8/85-12/87		•	+ABS, M/T+A/T, Ch 44G000001-44J200099	617-014			28		108								




















200 II (44, 44Q), Avant '83-'91			L/R			NOTE	CIFAM ref.	ABS	A	B	C	D	E	F	H	I	L	M	Fig
2.2 T. quattro (121 kW) Eng. MC		2/88-12/90		•		+ABS, RWD, M/T+A/T, Ch 44J200100-44M050000	613-100				22	83	79						
		8/86-11/90		•		+ABS, FWD, M/T, Ch 44J200100-	613-202				24	92	84						
		2/88-12/90			•	FWD+RWD, M/T+A/T, Ch 44J200100-44M050000	614-012				24	107,5	120						
		2/88-12/90		•		+ABS, RWD, M/T+A/T, Ch 44J200100-44M050000	607-121	45	38	25	59,6	90	34					13	3
		8/86-11/90		•		+ABS, FWD, M/T, Ch 44J200100-	607-277	45	38	28	59,6	98	34					13	3
		2/88-12/90			•	FWD+RWD, M/T+A/T, Ch 44J200100-44M050000	617-014			28		108							
2.2 T. quattro (147 kW) Eng. 1B		88-91		•		+ABS, FWD, M/T, Ch 44J200100-	613-202				24	92	84						
		88-91		•		+ABS, RWD, M/T+A/T, Ch 44J200100-44M050000	613-100				22	83	79						
		88-91			•	FWD+RWD, M/T+A/T, Ch 44J200100-44M050000	614-012				24	107,5	120						
		88-91		•		+ABS, FWD, M/T, Ch 44J200100-	607-277	45	38	28	59,6	98	34					13	3
		88-91		•		+ABS, RWD, M/T+A/T, Ch 44J200100-44M050000	607-121	45	38	25	59,6	90	34					13	3
			88-91			•	FWD+RWD, M/T+A/T, Ch 44J200100-44M050000	617-014			28		108						
4000 '78-'87			L/R			NOTE	CIFAM ref.	ABS	A	B	C	D	E	F	H	I	L	M	Fig
All models		83-87		•		FWD, Usa, 2.3 Quattro, 4 Cyl, 5 Cyl Coupè	613-048				22	83	79						
		83-87		•		RWD, Usa, 2.3 Quattro, D, TD	613-536				24	90	83						
		83-87		•		FWD, Usa, 2.3 Quattro, 4 Cyl, 5 Cyl Coupè	607-050		22	30	51	90	49					11	2
		83-87		•		RWD, Usa, 2.3 Quattro, D, TD	607-150		26	28	56,4	98	51					4	3
50 (86) '74-'78			L/R			NOTE	CIFAM ref.	ABS	A	B	C	D	E	F	H	I	L	M	Fig
1.1 (37 kW) Eng. HB		8/74-7/78		•		M/T, Ch 8651500001-8682499999	613-036				18	68	94						
		8/74-7/78			•	M/T, Ch 8651500001-8682499999	614-004				21	89	97						
		8/74-7/78		•		M/T, Ch 8651500001-8682499999	607-035		20	25	45,5	77	48					11	2
		8/74-7/78			•	M/T, Ch 8651500001-8682499999	617-003			33		92							
1.1 (44 kW) Eng. HC		8/74-7/77		•		M/T, Ch 8651500001-8682499999	613-036				18	68	94						
		8/74-7/77			•	M/T, Ch 8651500001-8682499999	614-004				21	89	97						
		8/74-7/77		•		M/T, Ch 8651500001-8682499999	607-035		20	25	45,5	77	48					11	2
		8/74-7/77			•	M/T, Ch 8651500001-8682499999	617-003			33		92							
1.3 (44 kW) Eng. HH		8/77-7/78		•		M/T, Ch 8651500001-8682499999	613-036				18	68	94						
		8/77-7/78			•	M/T, Ch 8651500001-8682499999	614-004				21	89	97						
		8/77-7/78		•		M/T, Ch 8651500001-8682499999	607-035		20	25	45,5	77	48					11	2
		8/77-7/78			•	M/T, Ch 8651500001-8682499999	617-003			33		92							






















5000 '78-'87			L/R			NOTE	CIFAM ref.	ABS	A	B	C	D	E	F	H	I	L	M	Fig
All models		78-87		•		Usa, Gas	613-024				22	83	79						
		80-87		•		FWD, Quattro, Turbo, D, TD	613-536				24	90	83						
		78-87		•		Usa, Gas	607-025		26	25	56,5	90	50					4	3
		80-87		•		FWD, Quattro, Turbo, D, TD	607-150		26	28	56,4	98	51					4	3
80 I (80, 82, B1) '72-'78			L/R			NOTE	CIFAM ref.	ABS	A	B	C	D	E	F	H	I	L	M	Fig
1.3 (40 kW) Eng. ZA		5/72-78		•		M/T	613-047				20	68	80						
		5/72-78		•		M/T	614-005				21	94	97						
		5/72-78		•		M/T	607-049		22	30	51	81	48					11	3
		5/72-78		•		M/T	617-004			33		94							
1.3 (44 kW) Eng. ZF		5/72-78		•		M/T	613-047				20	68	80						
		5/72-78		•		M/T	614-005				21	94	97						
		5/72-78		•		M/T	607-049		22	30	51	81	48					11	3
		5/72-78		•		M/T	617-004			33		94							
1.5 (55 kW) Eng. YJ/ ZB		72-75		•		M/T, Ch 8232198265-8252110429	613-047				20	68	80						
		72-75		•		M/T, Ch 8232198265-8252110429	614-005				21	94	97						
		72-75		•		M/T, Ch 8232198265-8252110429	607-049		22	30	51	81	48					11	3
		72-75		•		M/T, Ch 8232198265-8252110429	617-004			33		94							
1.5 (63 kW) Eng. ZC		72-78		•		M/T, Ch 8232198265-8252110429	613-047				20	68	80						
		72-78		•		M/T, Ch 8232198265-8252110429	614-005				21	94	97						
		72-78		•		M/T, Ch 8232198265-8252110429	607-049		22	30	51	81	48					11	3
		72-78		•		M/T, Ch 8232198265-8252110429	617-004			33		94							
1.6 (55 kW) Eng. YN		75-78		•		M/T+A/T	613-047				20	68	80						
		75-78		•		M/T+A/T	614-005				21	94	97						
		75-78		•		M/T+A/T	607-049		22	30	51	81	48					11	3
		75-78		•		M/T+A/T	617-004			33		94							
1.6 (63 kW) Eng. YP		75-78		•		M/T+A/T	613-047				20	68	80						
		75-78		•		M/T+A/T	614-005				21	94	97						
		75-78		•		M/T+A/T	607-049		22	30	51	81	48					11	3
		75-78		•		M/T+A/T	617-004			33		94							


















80 II (81, 85, B2) '78-'86			L/R 	NOTE	CIFAM ref.	ABS	A	B	C	D	E	F	H	I	L	M	Fig	
1.6 (55 kW) Eng. FS/ YN/ WV		8/78-7/86	●	M/T+A/T, Ch 81B020001-81H299000	613-035				20	68	80							
		8/78-7/86	●	M/T+A/T, Ch 8232198265-81B020000	613-047				20	68	80							
		8/78-7/86	●	M/T+A/T, Ch 8232198265-81H299000	614-005				21	94	97							
		8/78-7/86	●	M/T+A/T, Ch 81B020001-81H299000	607-096		22	30	51	81	48						11	2
		8/78-7/86	●	M/T+A/T, Ch 8232198265-81B020000	607-049		22	30	51	81	48						11	3
		8/78-7/86	●	M/T+A/T, Ch 8232198265-81H299000	617-004				33		94							
1.6 (63 kW) Eng. YP		78-83	●	M/T+A/T, Ch 81B020001-81H299000	613-035				20	68	80							
		78-83	●	M/T+A/T, Ch 8232198265-81B020000	613-047				20	68	80							
		78-83	●	M/T+A/T, Ch 8232198265-81H299000	614-005				21	94	97							
		78-83	●	M/T+A/T, Ch 81B020001-81H299000	607-096		22	30	51	81	48						11	2
		78-83	●	M/T+A/T, Ch 8232198265-81B020000	607-049		22	30	51	81	48						11	3
		78-83	●	M/T+A/T, Ch 8232198265-81H299000	617-004				33		94							
1.6 D (40 kW) Eng. CR		8/80-8/86	●	M/T+A/T, Ch 81B000001-81B020000	613-047				20	68	80							
		9/80-8/86	●	M/T+A/T, Ch 81B020001-81H299000	613-035				20	68	80							
		8/80-8/86	●	M/T+A/T, Ch 81B020001-81H299000	614-005				21	94	97							
		8/80-8/86	●	M/T+A/T, Ch 81B000001-81B020000	607-049		22	30	51	81	48						11	3
		9/80-8/86	●	M/T+A/T, Ch 81B020001-81H299000	607-096		22	30	51	81	48						11	2
		8/80-8/86	●	M/T+A/T, Ch 81B020001-81H299000	617-004				33		94							
1.6 D (40 kW) Eng. JK		8/80-8/86	●	M/T+A/T, Ch 81B000001-81B020000	613-047				20	68	80							
		9/80-8/86	●	M/T+A/T, Ch 81B020001-81H299000	613-035				20	68	80							
		8/80-8/86	●	M/T+A/T, Ch 81B020001-81H299000	614-005				21	94	97							
		8/80-8/86	●	M/T+A/T, Ch 81B000001-81B020000	607-049		22	30	51	81	48						11	3
		9/80-8/86	●	M/T+A/T, Ch 81B020001-81H299000	607-096		22	30	51	81	48						11	2
		8/80-8/86	●	M/T+A/T, Ch 81B020001-81H299000	617-004				33		94							
1.6 GLE (81 kW) Eng. YZ		79-86	●	M/T+A/T, Ch 8232198265-81B020000	613-047				20	68	80							
		79-86	●	M/T+A/T, Ch 8232198265-81B020000	614-005				21	94	97							
		79-86	●	M/T+A/T, Ch 8232198265-81B020000	607-049		22	30	51	81	48						11	3
		79-86	●	M/T+A/T, Ch 8232198265-81B020000	617-004				33		94							
1.6 TD (51 kW) Eng. CY		8/81-5/86	●	M/T+A/T, Ch 81C117462-81H299000	613-035				20	68	80							
		8/81-5/86	●	M/T+A/T, Ch 81C117462-81H299000	614-005				21	94	97							
		8/81-5/86	●	M/T+A/T, Ch 81C117462-81H299000	607-096		22	30	51	81	48						11	2
		8/81-5/86	●	M/T+A/T, Ch 81C117462-81H299000	617-004				33		94							





























80 II (81, 85, B2) '78-'86			L/R 		NOTE	CIFAM ref.	ABS	A	B	C	D	E	F	H	I	L	M	Fig				
1.8 GTE, quattro (82 kW) Eng. DZ		4/85-8/86	●		+/-ABS, RWD, M/T, Ch -89J350000	613-024				22	83	79										
		8/84-3/85	●		+ABS, RWD, M/T	613-131				24	90	83										
		8/84-3/85	●			-ABS, RWD, M/T	613-536				24	90	83									
		8/84-8/86	●			-ABS, FWD, M/T	613-048				22	83	79									
		4/85-8/86			●	RWD, M/T, Ch -89J350000	614-006				21	48	80									
		8/84-3/85			●	RWD, M/T	614-012				24	107,5	120									
		4/85-8/86	●			+ABS, RWD, M/T, Ch -89J350000	607-127	96	26	25	56,5	90	50					4	3			
		4/85-8/86	●			-ABS, RWD, M/T, Ch -89J350000	607-025		26	25	56,5	90	50					4	3			
		8/84-3/85	●			+ABS, RWD, M/T	607-203	96	26	28	56,6	98	50					4	3			
		8/84-3/85	●			-ABS, RWD, M/T	607-150		26	28	56,4	98	51					4	3			
		8/84-8/86	●			-ABS, FWD, M/T	607-050		22	30	51	90	49					11	2			
			4/85-8/86		●	RWD, M/T, Ch -89J350000	617-004A			33		94										
			8/84-3/85		●	RWD, M/T	617-014			28		108										
			8/84-8/86		●	FWD, M/T	617-010			33		100										
	1.8, quattro (68 kW) Eng. JN		4/85-8/86	●		+/-ABS, RWD, M/T, Ch -89J350000	613-024				22	83	79									
			8/84-3/85	●		+ABS, RWD, M/T	613-131				24	90	83									
8/84-3/85			●			-ABS, RWD, M/T	613-536				24	90	83									
8/84-8/86			●			-ABS, FWD, M/T	613-048				22	83	79									
		4/85-8/86			●	RWD, M/T, Ch -89J350000	614-006				21	48	80									
		8/84-3/85			●	RWD, M/T	614-012				24	107,5	120									
		4/85-8/86	●			+ABS, RWD, M/T, Ch -89J350000	607-127	96	26	25	56,5	90	50					4	3			
		4/85-8/86	●			-ABS, RWD, M/T, Ch -89J350000	607-025		26	25	56,5	90	50					4	3			
		8/84-3/85	●			+ABS, RWD, M/T	607-203	96	26	28	56,6	98	50					4	3			
		8/84-3/85	●			-ABS, RWD, M/T	607-150		26	28	56,4	98	51					4	3			
		8/84-8/86	●			-ABS, FWD, M/T	607-050		22	30	51	90	49					11	2			
			4/85-8/86		●	RWD, M/T, Ch -89J350000	617-004A			33		94										
			8/84-3/85		●	RWD, M/T	617-014			28		108										
			8/84-8/86		●	FWD, M/T	617-010			33		100										
1.9 CD-5S (85 kW) Eng. WN			8/81-7/83	●		M/T+A/T, Ch 81C000001-81D077973	613-035				20	68	80									
			9/81-7/83	●		M/T+A/T, Ch 81D077974-81D250000	613-048				22	83	79									
		8/81-7/83			●	M/T+A/T, Ch 81C000001-81D077973	614-005				21	94	97									
		8/81-7/83	●			M/T+A/T, Ch 81C000001-81D077973	607-096		22	30	51	81	48					11	2			
		9/81-7/83	●			M/T+A/T, Ch 81D077974-81D250000	607-050		22	30	51	90	49					11	2			
			8/81-7/83		●	M/T+A/T, Ch 81C000001-81D077973	617-004			33		94										
9/81-7/83			●	M/T+A/T, Ch 81D077974-81D250000	617-010			33		100												











80 II (81, 85, B2) '78-'86			L/R			NOTE	CIFAM ref.	ABS	A	B	C	D	E	F	H	I	L	M	Fig		
2.2, quattro (85 kW) Eng. WE		12/82-8/83		•		Ch 81D077974-81H299000	613-048				22	83	79								
		8/80-12/82		•		M/T+A/T, Ch 81B000001-81D077973	613-035				20	68	80								
		8/80-12/82			•		M/T+A/T, Ch 81B000001-81D077973	614-005				21	94	97							
		12/82-8/83			•		Ch 81D077974-81H299000	607-050		22	30	51	90	49					11	2	
		8/80-12/82			•		M/T+A/T, Ch 81B000001-81D077973	607-096		22	30	51	81	48					11	2	
		12/82-8/83			•		Ch 81D077974-81H299000	617-010			33		100								
	8/80-12/82			•		M/T+A/T, Ch 81B000001-81D077973	617-004			33		94									
	80 III (89, 89Q, 8A, B3) '86-'92																				
1.6 (51 kW) Eng. PP			L/R			NOTE	CIFAM ref.	ABS	A	B	C	D	E	F	H	I	L	M	Fig		
1.6 (51 kW) Eng. PP		9/86-9/91		•		+/-ABS, M/T, Ch 89J373599-8AN200000	613-057				19	75	82								
		9/86-9/91		•		+ABS, M/T, Ch 89H300001-89J373598	613-006				19	75	82								
		9/86-9/91		•			-ABS, M/T, Ch 89H300001-89J373598	613-035				20	68	80							
		9/86-9/91			•		M/T, Ch 89H300001-89J373598	614-005				21	94	97							
			9/86-9/91		•		+ABS, M/T, Ch 89H300001-89J373598	607-185	96	22	30	51	81	48						11	2
	9/86-9/91			•		+ABS, M/T, Ch 89J373599-8AN200000	607-122	45	33	30	53	81	30						13	2	
	9/86-9/91			•		-ABS, M/T, Ch 89H300001-89J373598	607-096		22	30	51	81	48						11	2	
	9/86-9/91			•		-ABS, M/T, Ch 89J373599-8AN200000	607-066		33	30	53	81	30						13	2	
		9/86-9/91			•		M/T, Ch 89H300001-89J373598	617-004			33		94								
			5/88-12/91	L			-ABS	655-183		33	33		81	94		30			583	s10	
5/88-12/91	R					-ABS	655-184		33	33		81	94		30			572	s14		
1.6 (55 kW) Eng. RN		9/86-9/91		•		+/-ABS, M/T, Ch 89J373599-8AN200000	613-057				19	75	82								
		9/86-9/91		•		+ABS, M/T, Ch 89H300001-89J373598	613-006				19	75	82								
		9/86-9/91		•			-ABS, M/T, Ch 89H300001-89J373598	613-035				20	68	80							
		9/86-9/91			•		M/T, Ch 89H300001-89J373598	614-005				21	94	97							
			9/86-9/91		•		+ABS, M/T, Ch 89H300001-89J373598	607-185	96	22	30	51	81	48						11	2
	9/86-9/91			•		+ABS, M/T, Ch 89J373599-8AN200000	607-122	45	33	30	53	81	30						13	2	
	9/86-9/91			•		-ABS, M/T, Ch 89H300001-89J373598	607-096		22	30	51	81	48						11	2	
	9/86-9/91			•		-ABS, M/T, Ch 89J373599-8AN200000	607-066		33	30	53	81	30						13	2	
		9/86-9/91			•		M/T, Ch 89H300001-89J373598	617-004			33		94								
			5/88-12/91	L			-ABS	655-183		33	33		81	94		30			583	s10	
5/88-12/91	R					-ABS	655-184		33	33		81	94		30			572	s14		
1.6 (75 kW) Eng. ABB		8/90-12/91	L			+ABS	655-181	45	33	33		88	100		30			585	s10		
		8/90-12/91	R			+ABS	655-182	45	33	33		88	100		30			574	s14		



















80 III (89, 89Q, 8A, B3) '86-'92		L/R			NOTE	CIFAM ref.	ABS	A	B	C	D	E	F	H	I	L	M	Fig		
1.6 D (40 kW) Eng. JK		9/86-8/91		●	-ABS, M/T, Ch 89J373599-89K520000	613-057				19	75	82								
		9/86-8/91		●	-ABS, M/T+A/T, Ch -89J373598	613-035				20	68	80								
		9/86-8/91			●	-ABS, M/T+A/T, Ch -89J373598	614-005				21	94	97							
		9/86-8/91		●	-ABS, M/T, Ch 89J373599-89K520000	607-066		33	30	53	81	30						13	2	
		9/86-8/91		●	-ABS, M/T+A/T, Ch -89J373598	607-096		22	30	51	81	48						11	2	
		9/86-8/91		●	-ABS, M/T+A/T, Ch -89J373598	617-004			33		94									
		5/88-12/91	L			-ABS	655-183		33	33		81	94		30		583	s10		
		5/88-12/91	R			-ABS	655-184		33	33		81	94		30		572	s14		
	1.6 TD (59 kW) Eng. RA/ SB		9/86-8/91		●	+/-ABS, A/T, Ch 8AL000001-8AN200000	613-081				22	80	88							
			9/86-8/91		●	-ABS, M/T, Ch 89J373599-8AN200000	613-057				19	75	82							
		9/86-8/91		●	+ABS, A/T, Ch 8AL000001-8AN200000	607-112	45	33	30	53	88	30						13	2	
		9/86-8/91		●	-ABS, A/T, Ch 8AL000001-8AN200000	607-091		33	30	53	88	30						13	2	
		9/86-8/91		●	-ABS, M/T, Ch 89J373599-8AN200000	607-066		33	30	53	81	30						13	2	
		5/88-12/91	L			-ABS	655-183		33	33		81	94		30		583	s10		
		5/88-12/91	R			-ABS	655-184		33	33		81	94		30		572	s14		
1.8 (55 kW) Eng. RU			10/86-1/90		●	+/-ABS, A/T, Ch 89J373599-8AN200000	613-081				22	80	88							
			10/86-1/90		●	+/-ABS, M/T, Ch 89J373599-8AN200000	613-057				19	75	82							
			10/86-1/90		●	-ABS, M/T+A/T, Ch -89J373598	613-035				20	68	80							
	6/86-10/91			●	+ABS, A/T, Ch 89H300001-89J373598	613-094				22	80	88								
	9/86-1/90			●	+ABS, M/T, Ch 89H300001-89J373598	613-006				19	75	82								
		10/86-1/90			●	M/T, Ch -89J373598	614-005				21	94	97							
		10/86-1/90		●	+ABS, M/T, Ch 89J373599-89N200000	607-122	45	33	30	53	81	30						13	2	
		10/86-1/90		●	-ABS, A/T, Ch 89J373599-8AN200000	607-091		33	30	53	88	30						13	2	
		10/86-1/90		●	-ABS, M/T, Ch 89J373599-8AN200000	607-066		33	30	53	81	30						13	2	
		10/86-1/90		●	-ABS, M/T+A/T, Ch -89J373598	607-096		22	30	51	81	48						11	2	
		10/86-8/91		●	+ABS, A/T, Ch 89J373599-89N200000	607-112	45	33	30	53	88	30						13	2	
		6/86-10/91		●	+ABS, A/T, Ch 89H300001-89J373598	607-111	96	22	30	51	88	49						11	2	
		9/86-1/90		●	+ABS, M/T, Ch 89H300001-89J373598	607-185	96	22	30	51	81	48						11	2	
		10/86-1/90		●	M/T, Ch -89J373598	617-004			33		94									
		6/86-10/91		●	+ABS, A/T, Ch -89J373598	617-010			33		100									
		5/88-12/91	L			-ABS	655-183		33	33		81	94		30		583	s10		
		5/88-12/91	R			-ABS	655-184		33	33		81	94		30		572	s14		

















































80 III (89, 89Q, 8A, B3) '86-'92			L/R			NOTE	CIFAM ref.	ABS	A	B	C	D	E	F	H	I	L	M	Fig	
1.8 (83 kW) Eng. SD		6/86-90		●		+ABS, M/T+A/T, Ch 89H300001-89J373598	613-094				22	80	88							
		6/86-90		●		+ABS, M/T+A/T, Ch 89J373599-89N200000	613-081				22	80	88							
		6/86-90		●		M/T+A/T, Ch 89J373599-8AN200000	607-091		33	30	53	88	30						13	2
		6/86-90		●		+ABS, M/T+A/T, Ch 89H300001-89J373598	607-111	96	22	30	51	88	49						11	2
		6/86-90		●		+ABS, M/T+A/T, Ch 89J373599-89N200000	607-112	45	33	30	53	88	30						13	2
		6/86-90			●	M/T+A/T, Ch 89H300001-89J373598	617-010			33			100							
		5/88-90	L			+ABS	655-181	45	33	33			88	100		30			585	s10
		5/88-90	R			+ABS	655-182	45	33	33			88	100		30			574	s14
1.8 E (82 kW) Eng. DZ		10/86-8/91		●		+ABS, M/T+A/T, Ch 89J373599-89N200000	613-081				22	80	88							
		6/86-10/91		●		+ABS, M/T+A/T, Ch 89H300001-89J373598	613-094				22	80	88							
		10/86-1/90		●		M/T+A/T, Ch 89J373599-8AN200000	607-091		33	30	53	88	30						13	2
		10/86-8/91		●		+ABS, M/T+A/T, Ch 89J373599-89N200000	607-112	45	33	30	53	88	30						13	2
		6/86-10/91		●		+ABS, M/T+A/T, Ch 89H300001-89J373598	607-111	96	22	30	51	88	49						11	2
		6/86-10/91			●	M/T+A/T, Ch 89H300001-89J373598	617-010			33			100							
		5/88-12/91	L			+ABS	655-181	45	33	33			88	100		30			585	s10
		5/88-12/91	R			+ABS	655-182	45	33	33			88	100		30			574	s14
1.8 E quattro (82 kW) Eng. DZ		3/88-9/91		●		+ABS, FWD, M/T, Ch 89H351001-89N200000	613-081				22	80	88							
		9/86-9/91		●		+/-ABS, RWD, M/T, Ch -89J350000	613-024				22	83	79							
		9/86-9/91		●		+ABS, FWD, M/T, Ch 89H300001-89J351000	613-094				22	80	88							
		9/86-9/91		●		+ABS, RWD, M/T, Ch 89J351001-	613-057				19	75	82							
		9/86-9/91		●		-ABS, FWD, M/T, Ch -89J351000	613-048				22	83	79							
		9/86-9/91			●	RWD, M/T, Ch -89J350000	614-006				21	48	80							
		9/86-9/91			●	RWD, M/T, Ch 89J351001-	614-005				21	94	97							
		3/88-9/91		●		+ABS, FWD, M/T, Ch 89H351001-89N200000	607-112	45	33	30	53	88	30						13	2
		9/86-9/91		●		+ABS, FWD, M/T, Ch 89H300001-89J351000	607-111	96	22	30	51	88	49						11	2
		9/86-9/91		●		+ABS, RWD, M/T, Ch -89J350000	607-127	96	26	25	56,5	90	50						4	3
		9/86-9/91		●		+ABS, RWD, M/T, Ch 89J351001-	607-122	45	33	30	53	81	30						13	2
		9/86-9/91		●		-ABS, FWD, M/T, Ch -89J351000	607-050		22	30	51	90	49						11	2
		9/86-9/91		●		-ABS, RWD, M/T, Ch -89J350000	607-025		26	25	56,5	90	50						4	3
		9/86-9/91			●	FWD, M/T, Ch 89H300001-89J351000	617-010			33			100							
		9/86-9/91			●	RWD, M/T, Ch -89J350000	617-004A			33			94							
		9/86-9/91			●	RWD, M/T, Ch 89J351001-	617-004			33			94							

80 III (89, 89Q, 8A, B3) '86-'92			L/R			NOTE	CIFAM ref.	ABS	A	B	C	D	E	F	H	I	L	M	Fig		
1.8 S (65 kW) Eng. SF		10/86-1/90		•		M/T+A/T, Ch -89J373598	<b>613-035</b>				20	68	80								
		10/86-1/90		•		+ABS, M/T, Ch 89J373599-89N200000	<b>613-057</b>				19	75	82								
		10/86-8/91		•		+ABS, A/T, Ch 89J373599-89N200000	<b>613-081</b>				22	80	88								
		6/86-10/91		•		+ABS, A/T, Ch 89H300001-89J373598	<b>613-094</b>				22	80	88								
		9/86-1/90		•		+ABS, M/T, Ch 89H300001-89J373598	<b>613-006</b>				19	75	82								
		10/86-1/90			•		M/T, Ch -89J373598	<b>614-005</b>				21	94	97							
			10/86-1/90		•		A/T, Ch 89J373599-8AN200000	<b>607-091</b>		33	30	53	88	30						13	2
			10/86-1/90		•		M/T, Ch 89J373599-8AN200000	<b>607-066</b>		33	30	53	81	30						13	2
			10/86-1/90		•		M/T+A/T, Ch -89J373598	<b>607-096</b>		22	30	51	81	48						11	2
			10/86-1/90		•		+ABS, M/T, Ch 89J373599-89N200000	<b>607-122</b>	45	33	30	53	81	30						13	2
			10/86-8/91		•		+ABS, A/T, Ch 89J373599-89N200000	<b>607-112</b>	45	33	30	53	88	30						13	2
			6/86-10/91		•		+ABS, A/T, Ch 89H300001-89J373598	<b>607-111</b>	96	22	30	51	88	49						11	2
			9/86-1/90		•		+ABS, M/T, Ch 89H300001-89J373598	<b>607-185</b>	96	22	30	51	81	48						11	2
			10/86-1/90			•		M/T, Ch -89J373598	<b>617-004</b>			33		94							
			6/86-10/91			•		A/T, Ch -89J373598	<b>617-010</b>			33		100							
		5/88-12/91	L					<b>655-183</b>		33	33		81	94		30			583	s10	
		5/88-12/91	R					<b>655-184</b>		33	33		81	94		30			572	s14	
	1.8 S (66 kW) Eng. JN/ NE/ PM		10/86-1/90		•		M/T+A/T, Ch -89J373598	<b>613-035</b>				20	68	80							
			10/86-1/90		•		+ABS, M/T, Ch 89J373599-89N200000	<b>613-057</b>				19	75	82							
			10/86-8/91		•		+ABS, A/T, Ch 89J373599-89N200000	<b>613-081</b>				22	80	88							
6/86-10/91				•		+ABS, A/T, Ch 89H300001-89J373598	<b>613-094</b>				22	80	88								
9/86-1/90				•		+ABS, M/T, Ch 89H300001-89J373598	<b>613-006</b>				19	75	82								
		10/86-1/90			•		M/T, Ch -89J373598	<b>614-005</b>				21	94	97							
			10/86-1/90		•		A/T, Ch 89J373599-8AN200000	<b>607-091</b>		33	30	53	88	30						13	2
			10/86-1/90		•		M/T, Ch 89J373599-8AN200000	<b>607-066</b>		33	30	53	81	30						13	2
			10/86-1/90		•		M/T+A/T, Ch -89J373598	<b>607-096</b>		22	30	51	81	48						11	2
			10/86-1/90		•		+ABS, M/T, Ch 89J373599-89N200000	<b>607-122</b>	45	33	30	53	81	30						13	2
			10/86-8/91		•		+ABS, A/T, Ch 89J373599-89N200000	<b>607-112</b>	45	33	30	53	88	30						13	2
			6/86-10/91		•		+ABS, A/T, Ch 89H300001-89J373598	<b>607-111</b>	96	22	30	51	88	49						11	2
			9/86-1/90		•		+ABS, M/T, Ch 89H300001-89J373598	<b>607-185</b>	96	22	30	51	81	48						11	2
			10/86-1/90			•		M/T, Ch -89J373598	<b>617-004</b>			33		94							
			6/86-10/91			•		A/T, Ch -89J373598	<b>617-010</b>			33		100							
		5/88-12/91	L					<b>655-183</b>		33	33		81	94		30			583	s10	
		5/88-12/91	R					<b>655-184</b>		33	33		81	94		30			572	s14	
















80 III (89, 89Q, 8A, B3) '86-'92			L/R			NOTE	CIFAM ref.	ABS	A	B	C	D	E	F	H	I	L	M	Fig	
1.8 S quattro (66 kW) Eng. JN/ NE/ PM		3/88-9/91		●		+ABS, FWD, M/T, Ch 89H351001-89N200000	613-081				22	80	88							
		9/86-9/91		●		+/-ABS, RWD, M/T, Ch -89J350000	613-024				22	83	79							
		9/86-9/91		●		+ABS, FWD, M/T, Ch 89H300001-89J351000	613-094				22	80	88							
		9/86-9/91		●		+ABS, RWD, M/T, Ch 89J351001-	613-057				19	75	82							
		9/86-9/91		●		-ABS, FWD, M/T, Ch -89J351000	613-048				22	83	79							
		9/86-9/91			●		RWD, M/T, Ch -89J350000	614-006				21	48	80						
		9/86-9/91			●		RWD, M/T, Ch 89J351001-	614-005				21	94	97						
		3/88-9/91		●			+ABS, FWD, M/T, Ch 89H351001-89N200000	607-112	45	33	30	53	88	30					13	2
		9/86-9/91		●			+ABS, FWD, M/T, Ch 89H300001-89J351000	607-111	96	22	30	51	88	49					11	2
		9/86-9/91		●			+ABS, RWD, M/T, Ch -89J350000	607-127	96	26	25	56,5	90	50					4	3
		9/86-9/91		●			+ABS, RWD, M/T, Ch 89J351001-	607-122	45	33	30	53	81	30					13	2
		9/86-9/91		●			-ABS, FWD, M/T, Ch -89J351000	607-050		22	30	51	90	49					11	2
		9/86-9/91		●			-ABS, RWD, M/T, Ch -89J350000	607-025		26	25	56,5	90	50					4	3
		9/86-9/91			●		FWD, M/T, Ch 89H300001-89J351000	617-010			33		100							
		9/86-9/91			●		RWD, M/T, Ch -89J350000	617-004A			33		94							
		9/86-9/91			●		RWD, M/T, Ch 89J351001-	617-004			33		94							
		4/88-	L				+ABS, FWD	655-181	45	33	33		88	100		30		585	s10	
		4/88-	R				+ABS, FWD	655-182	45	33	33		88	100		30		574	s14	
	1.9 D (50 kW) Eng. 1Y		9/89-8/91		●		+/-ABS, M/T, Ch 8AL000001-8AN200000	613-057				19	75	82						
			8/89-8/91		●		+ABS, M/T, Ch 8AL000001-8AN200000	607-122	45	33	30	53	81	30					13	2
		9/89-8/91		●			-ABS, M/T, Ch 8AL000001-8AN200000	607-066		33	30	53	81	30					13	2
		8/89-12/91	L				-ABS	655-183		33	33		81	94		30		583	s10	
		8/89-12/91	R				-ABS	655-184		33	33		81	94		30		572	s14	

80 III (89, 89Q, 8A, B3) '86-'92			L/R			NOTE	CIFAM ref.	ABS	A	B	C	D	E	F	H	I	L	M	Fig	
1.9 quattro		86-8/91		•		FWD, M/T, Ch 89H351000-89J351000	613-048				22	83	79							
		86-8/91		•		+ABS, FWD, M/T, Ch 89H351001-	613-081				22	80	88							
		86-8/91		•			+ABS, FWD, M/T, Ch 89J261272-89J351000	613-094				22	80	88						
		86-8/91		•			+ABS, RWD, M/T, Ch -89J350000	613-024				22	83	79						
		86-8/91		•			+ABS, RWD, M/T, Ch 89J351001-	613-057				19	75	82						
		86-8/91			•		RWD, M/T, Ch -89J350000	614-006				21	48	80						
		86-8/91			•		RWD, M/T, Ch 89J351001-	614-005				21	94	97						
		86-8/91		•			FWD, M/T, Ch 89H351000-89J351000	607-050		22	30	51	90	49					11	2
		86-8/91		•			RWD, M/T, Ch -89J350000	607-025		26	25	56,5	90	50					4	3
		86-8/91		•			+ABS, FWD, M/T, Ch 89H351001-	607-112	45	33	30	53	88	30					13	2
		86-8/91		•			+ABS, FWD, M/T, Ch 89J261272-89J351000	607-111	96	22	30	51	88	49					11	2
		86-8/91		•			+ABS, RWD, M/T, Ch -89J350000	607-127	96	26	25	56,5	90	50					4	3
		86-8/91			•		FWD, M/T, Ch 89H351000-89J351000	617-010			33		100							
		86-8/91			•		RWD, M/T, Ch -89J350000	617-004A			33		94							
		86-8/91			•		RWD, M/T, Ch 89J351001-	617-004			33		94							
2.0 (85 kW) Eng. AAD		90-91	L			+ABS	655-181	45	33	33		88	100		30		585	s10		
		90-91	R			+ABS	655-182	45	33	33		88	100		30		574	s14		
2.0 E (82 kW) Eng. 3A		8/88-8/91		•		+ABS, M/T+A/T, Ch 89J373599-8CP300000	613-081				22	80	88							
		8/88-8/91		•		+ABS, M/T+A/T, Ch 89J373599-8CP300000	607-112	45	33	30	53	88	30					13	2	
		88-8/91		•		M/T+A/T, Ch 89J373599-8CP300000	607-091		33	30	53	88	30					13	2	
2.0 E 16v (101 kW) Eng. 6A		3/90-9/91		•		+ABS, M/T, Ch 8AK000001-8AN200000	613-081				22	80	88							
			3/90-9/91		•		M/T, Ch 8AK000001-8AN200000	614-012				24	107,5	120						
		3/90-9/91		•			M/T	607-091		33	30	53	88	30					13	2
		3/90-9/91		•			+ABS, M/T, Ch 8AK000001-8AN200000	607-112	45	33	30	53	88	30					13	2
		3/90-9/91			•		M/T, Ch 8AK000001-8AN200000	617-014			28		108							
2.0 E 16v quattro (101 kW) Eng. 6A		3/90-8/91		•		+ABS, RWD, M/T, Ch 89H351001-	613-081				22	80	88							
			3/90-8/91		•		+ABS, RWD, M/T, Ch 89H351001-	607-112	45	33	30	53	88	30					13	2
		3/90-8/91			•		+ABS, RWD, M/T, Ch 89H351001-	617-010			33		100							
		90-91	L				+ABS	655-181	45	33	33		88	100		30		585	s10	
		90-91	R				+ABS	655-182	45	33	33		88	100		30		574	s14	

<b>80 III (89, 89Q, 8A, B3) '86-'92</b>			L/R			NOTE	CIFAM ref.	ABS	A	B	C	D	E	F	H	I	L	M	Fig	
2.0 E quattro (82 kW) Eng. 3A		8/88-8/91		●		+ABS, FWD, M/T, Ch 89H351001-	<b>613-081</b>				22	80	88							
		8/88-8/91		●		+ABS, RWD, M/T, Ch 89J351001-	<b>613-057</b>				19	75	82							
		8/88-8/91		●		RWD, M/T, Ch 89J351001-	<b>614-005</b>				21	94	97							
		8/88-8/91		●		+ABS, FWD, M/T, Ch 89H351001-	<b>607-112</b>	45	33	30	53	88	30						13	2
		8/88-8/91		●		+ABS, RWD, M/T, Ch 89J351001-	<b>607-122</b>	45	33	30	53	81	30						13	2
		8/88-8/91		●		FWD, M/T, Ch 89H351001-	<b>617-010</b>			33		100								
		8/88-8/91		●		RWD, M/T, Ch 89J351001-	<b>617-004</b>			33		94								
		4/88-	L			+ABS, FWD	<b>655-181</b>	45	33	33		88	100		30			585	s10	
4/88-	R				+ABS, FWD	<b>655-182</b>	45	33	33		88	100		30			574	s14		
2.0 quattro (85 kW) Eng. AAD		90-91		●		+ABS, FWD, M/T, Ch 89H351001-	<b>613-081</b>				22	80	88							
		90-91		●		+ABS, RWD, M/T, Ch 89J351001-	<b>613-057</b>				19	75	82							
		90-91		●		RWD, M/T, Ch 89J351001-	<b>614-005</b>				21	94	97							
		90-91		●		+ABS, FWD, M/T, Ch 89H351001-	<b>607-112</b>	45	33	30	53	88	30						13	2
		90-91		●		+ABS, RWD, M/T, Ch 89J351001-	<b>607-122</b>	45	33	30	53	81	30						13	2
		90-91		●		RWD, M/T, Ch 89J351001-	<b>617-004</b>			33		94								
		90-91		●		+ABS, FWD, M/T, Ch 89H351001-	<b>617-010</b>			33		100								
		90-91	L			+ABS, FWD	<b>655-181</b>	45	33	33		88	100		30			585	s10	
90-91	R				+ABS, FWD	<b>655-182</b>	45	33	33		88	100		30			574	s14		
2.3 E quattro (98 kW) Eng. NG		91-92	L			+ABS, M/T	<b>655-682</b>	45	33			88	108		30			585	s14	
		91-92	R			+ABS, M/T	<b>655-683</b>	45	33			88	108		30			571	s14	
<b>80 IV (8C, B4), Avant '91-'96</b>			L/R			NOTE	CIFAM ref.	ABS	A	B	C	D	E	F	H	I	L	M	Fig	
1.6 (52 kW) Eng. ABM		9/91-12/94		●		+/-ABS, M/T, Ch 8CN086134-8CP300000	<b>613-081</b>				22	80	88							
		9/91-12/94		●		+ABS, M/T, Ch 8CN086134-8CP300000	<b>607-112</b>	45	33	30	53	88	30						13	2
		9/91-12/94		●		-ABS, M/T, Ch 8CN086134-8CP300000	<b>607-091</b>		33	30	53	88	30						13	2
		3/92-	L			+ABS, Ch 8CN13690-	<b>655-181</b>	45	33	33		88	100		30			585	s10	
	3/92-	R			+ABS, Ch 8CN13690-	<b>655-182</b>	45	33	33		88	100		30			574	s14		
1.6 E (74 kW) Eng. ADA		9/91-12/94		●		+ABS, M/T, Ch 8CN086134-8CP300000	<b>613-081</b>				22	80	88							
		9/91-12/94		●		M/T, Ch 8CN086134-8CP300000	<b>607-091</b>		33	30	53	88	30						13	2
		9/91-12/94		●		+ABS, M/T, Ch 8CN086134-8CP300000	<b>607-112</b>	45	33	30	53	88	30						13	2
		1/92-	L			+ABS, M/T	<b>655-682</b>	45	33			88	108		30			585	s14	
		1/92-	R			+ABS, M/T	<b>655-683</b>	45	33			88	108		30			571	s14	
		-12/91	L			+ABS	<b>655-181</b>	45	33	33		88	100		30			585	s10	
-12/91	R			+ABS	<b>655-182</b>	45	33	33		88	100		30			574	s14			


































80 IV (8C, B4), Avant '91-'96		L/R			NOTE	CIFAM ref.	ABS	A	B	C	D	E	F	H	I	L	M	Fig	
1.9 TD (55 kW) Eng. AAZ		91-94		●	+/-ABS, M/T+A/T	<b>613-081</b>				22	80	88							
		91-94		●	+ABS, M/T+A/T	<b>607-112</b>	45	33	30	53	88	30						13	2
		91-94		●	-ABS, M/T+A/T	<b>607-091</b>		33	30	53	88	30						13	2
		-94	L		+ABS, Ch 8CN13690-	<b>655-181</b>	45	33	33		88	100		30			585	s10	
		-94	R		+ABS, Ch 8CN13690-	<b>655-182</b>	45	33	33		88	100		30			574	s14	
1.9 TDi (66 kW) Eng. 1Z		91-96		●	+ABS, M/T	<b>613-081</b>				22	80	88							
		91-96		●	+ABS, M/T	<b>607-112</b>	45	33	30	53	88	30						13	2
2.0 (66 kW) Eng. ABT		9/91-12/94		●	+/-ABS, M/T, 4Sp	<b>613-081</b>				22	80	88							
		9/91-12/94		●	+ABS, M/T, 4Sp	<b>607-112</b>	45	33	30	53	88	30						13	2
		9/91-12/94		●	-ABS, M/T, 4Sp	<b>607-091</b>		33	30	53	88	30						13	2
		3/92-	L		+ABS, Ch 8CN13690-	<b>655-181</b>	45	33	33		88	100		30			585	s10	
		3/92-	R		+ABS, Ch 8CN13690-	<b>655-182</b>	45	33	33		88	100		30			574	s14	
2.0 E (85 kW) Eng. ABK		9/91-12/94		●	+ABS, M/T, 4Sp	<b>613-081</b>				22	80	88							
		9/91-12/94		●	M/T, 4Sp	<b>607-091</b>		33	30	53	88	30						13	2
		9/91-12/94		●	+ABS, M/T, 4Sp	<b>607-112</b>	45	33	30	53	88	30						13	2
		3/92-	L		+ABS, Ch 8CN13690-	<b>655-181</b>	45	33	33		88	100		30			585	s10	
		3/92-	R		+ABS, Ch 8CN13690-	<b>655-182</b>	45	33	33		88	100		30			574	s14	
2.0 E 16v (103 kW) Eng. ACE		8/92-12/94		●	+ABS, M/T+A/T, 4Sp	<b>613-081</b>				22	80	88							
		8/92-12/94		●	M/T	<b>614-012</b>				24	107,5	120							
		8/92-12/94		●	M/T+A/T, 4Sp	<b>607-091</b>		33	30	53	88	30						13	2
		8/92-12/94		●	+ABS, M/T+A/T, 4Sp	<b>607-112</b>	45	33	30	53	88	30						13	2
		8/92-12/94		●	M/T	<b>617-014</b>			28		108								
		92-	L		+ABS, M/T	<b>655-682</b>	45	33			88	108		30			585	s14	
		92-	R		+ABS, M/T	<b>655-683</b>	45	33			88	108		30			571	s14	




































80 IV (8C, B4), Avant '91-'96		L/R			NOTE	CIFAM ref.	ABS	A	B	C	D	E	F	H	I	L	M	Fig	
2.3 E (98 kW) Eng. NG		91-96		●	+ABS, M/T+A/T, 4Sp	613-081				22	80	88							
		91-96			● M/T	614-012				24	107,5	120							
		91-96			●	M/T+A/T, 4Sp	607-091		33	30	53	88	30					13	2
		91-96			●	+ABS, M/T+A/T, 4Sp	607-112	45	33	30	53	88	30					13	2
		91-96			●	M/T	617-014			28		108							
		91-7/94	L			+ABS, M/T	655-682	45	33			88	108		30		585	s14	
91-7/94		R			+ABS, M/T	655-683	45	33			88	108		30		571	s14		
2.3 E quattro (98 kW) Eng. NG		91-96		●	+ABS, FWD, M/T	613-081				22	80	88							
		91-96		●	+ABS, FWD, M/T	613-151				22	80	88							
		91-96		●	+ABS, RWD, M/T, Only Avant	613-100				22	83	79							
		91-96		●	+ABS, RWD, M/T, Ch -8CP300000	613-057				19	75	82							
		91-96		●	+ABS, RWD, M/T, Ch 8CR000001-	613-224				22	80	88							
		91-96			●	RWD, M/T, Only Avant	614-011				24	100	115						
		91-96			●	+ABS, RWD, M/T, Ch -8CP300000	614-005				21	94	97						
		91-96			●	+ABS, FWD, M/T	607-112	45	33	30	53	88	30					13	2
		91-96			●	+ABS, FWD, M/T	607-188	45	38	30	59,6	88	34					13	2
		91-96			●	+ABS, RWD, M/T, Only Avant	607-121	45	38	25	59,6	90	34					13	3
		91-96			●	+ABS, RWD, M/T, Ch -8CP300000	607-122	45	33	30	53	81	30					13	2
		91-96			●	+ABS, RWD, M/T, Ch 8CR000001-	607-308	45	33	30	53	87,9	30					13	2
		91-96			●	RWD, M/T, Only Avant	617-012			33		100							
		91-96			●	+ABS, FWD, M/T	617-010			33		100							
		91-96			●	+ABS, RWD, M/T, Ch -8CP300000	617-004			33		94							
		91-96			●	+ABS, RWD, M/T, Ch 8CR000001-	617-010B			33		100							
		91-96	L/R			+ABS, RWD, M/T	655-686	45	33			88	100		30		593	s14	
	2.6 (110 kW) Eng. ABC		92-96		●	+ABS, M/T+A/T	613-158				24	90	90						
		92-96		●	+ABS, M/T+A/T	607-195	45	38	27	59,5	98	34					13	2	
































































80 IV (8C, B4), Avant '91-'96			L/R			NOTE	CIFAM ref.	ABS	A	B	C	D	E	F	H	I	L	M	Fig	
2.6 quattro (110 kW) Eng. ABC		92-96		•		+ABS, FWD, M/T	613-151				22	80	88							
		92-96		•		+ABS, RWD, M/T, Ch 8CN140001-	613-100				22	83	79							
		92-96		•		+ABS, RWD, M/T, Ch 8CR000001-	613-224				22	80	88							
		92-96			•		RWD, M/T, Ch 8CN140001-	614-011				24	100	115						
			92-96		•		+ABS, FWD, M/T	607-188	45	38	30	59,6	88	34					13	2
			92-96		•		+ABS, RWD, M/T, Ch 8CN140001-	607-121	45	38	25	59,6	90	34					13	3
	92-96			•		+ABS, RWD, M/T, Ch 8CR000001-	607-308	45	33	30	53	87,9	30					13	2	
		92-96			•		FWD, M/T	617-010			33		100							
		92-96			•		RWD, M/T, Ch 8CN140001-	617-012			33		100							
		92-96			•		RWD, M/T, Ch 8CR000001-	617-010B			33		100							
		91-96	L/R			+ABS, RWD, M/T	655-686	45	33			88	100		30		593	s14		
	2.8 (128 kW) Eng. AAH		91-96		•		+ABS, M/T+A/T	613-158				24	90	90						
		91-96		•		+ABS, M/T+A/T	607-195	45	38	27	59,5	98	34					13	2	
2.8 quattro (128 kW) Eng. AAH		91-96		•		+ABS, FWD, M/T	613-151				22	80	88							
		91-96		•		+ABS, RWD, M/T, Ch 8CN140001-	613-100				22	83	79							
		91-96		•		+ABS, RWD, M/T, Ch 8CR000001-	613-224				22	80	88							
		91-96			•		RWD, M/T, Ch 8CN140001-	614-011				24	100	115						
			91-96		•		+ABS, FWD, M/T	607-188	45	38	30	59,6	88	34					13	2
			91-96		•		+ABS, RWD, M/T, Ch 8CN140001-	607-121	45	38	25	59,6	90	34					13	3
	91-96			•		+ABS, RWD, M/T, Ch 8CR000001-	607-308	45	33	30	53	87,9	30					13	2	
		91-96			•		FWD, M/T	617-010			33		100							
		91-96			•		RWD, M/T, Ch 8CN140001-	617-012			33		100							
		91-96			•		RWD, M/T, Ch 8CR000001-	617-010B			33		100							
		91-96	L/R			+ABS, RWD, M/T	655-686	45	33			88	100		30		593	s14		
	90 I (81, 85, B2) '84-'87			L/R			NOTE	CIFAM ref.	ABS	A	B	C	D	E	F	H	I	L	M	Fig
1.6 TD (51 kW) Eng. CY		10/85-1/87		•		M/T+A/T, Ch 81C117462-81H299000	613-035				20	68	80							
		10/85-1/87		•		M/T+A/T, Ch 81C117462-81H299000	614-005				21	94	97							
		10/85-1/87		•		M/T+A/T, Ch 81C117462-81H299000	607-096		22	30	51	81	48					11	2	
		10/85-1/87		•		M/T+A/T, Ch 81C117462-81H299000	617-004			33		94								
2.0 (83 kW) Eng. SK		86-87		•		Ch 81D077974-81E007059	613-048				22	83	79							
		86-87		•		Ch 81D077974-81E007059	607-050		22	30	51	90	49					11	2	
		86-87		•		Ch 81D077974-81E007059	617-010			33		100								





























<b>90 I (81, 85, B2) '84-'87</b>			L/R			NOTE	CIFAM ref.	ABS	A	B	C	D	E	F	H	I	L	M	Fig
2.0, quattro (85 kW) Eng. HP/ JS		10/84-3/87		•		Ch 81D077974-81E007059	<b>613-048</b>				22	83	79						
		10/84-3/87		•		Ch 81D077974-81E007059	<b>607-050</b>		22	30	51	90	49					11	2
		10/84-3/87			•	Ch 81D077974-81E007059	<b>617-010</b>			33		100							
2.2 (100 kW) Eng. HY/ KV		10/84-87		•		+ABS, M/T+A/T	<b>613-148</b>				22	83	79						
		10/84-87		•		-ABS, M/T+A/T	<b>613-105</b>				22	83	79						
		10/84-87			•	M/T+A/T	<b>614-012</b>				24	107,5	120						
		10/84-87		•		+ABS, M/T+A/T	<b>607-181</b>	96	22	25	51	88	49					11	3
		10/84-87		•		-ABS, M/T+A/T	<b>607-128</b>		22	25	51	90	49					11	3
		10/84-87			•	M/T+A/T	<b>617-014</b>			28		108							
2.2 (85 kW) Eng. KX		84-87		•			<b>613-048</b>				22	83	79						
		84-87		•			<b>607-050</b>		22	30	51	90	49					11	2
		84-87			•		<b>617-010</b>			33		100							
<b>90 II (89, 89Q, 8A, B3) '87-'91</b>			L/R			NOTE	CIFAM ref.	ABS	A	B	C	D	E	F	H	I	L	M	Fig
1.6 TD (59 kW) Eng. RA/ SB		87-91		•		M/T, Ch 89J373599-8AN200000	<b>613-057</b>				19	75	82						
		87-91		•		+ABS, A/T, Ch 8AL000001-8AN200000	<b>613-081</b>				22	80	88						
		87-91		•		A/T, Ch 8AL000001-8AN200000	<b>607-091</b>		33	30	53	88	30					13	2
		87-91		•		M/T, Ch 89J373599-8AN200000	<b>607-066</b>		33	30	53	81	30					13	2
		87-91		•		+ABS, A/T, Ch 8AL000001-8AN200000	<b>607-112</b>	45	33	30	53	88	30					13	2
		87-91	L			-ABS	<b>655-183</b>		33	33		81	94		30			583	s10
		87-91	R			-ABS	<b>655-184</b>		33	33		81	94		30			572	s14
2.0 (85 kW) Eng. PS		7/88-9/91		•		M/T+A/T, Ch 89J373599-8CP300000	<b>613-081</b>				22	80	88						
		7/88-9/91		•		M/T+A/T, Ch 89J373599-8CP300000	<b>607-091</b>		33	30	53	88	30					13	2
		5/88-	L			+ABS	<b>655-181</b>	45	33	33		88	100		30			585	s10
		5/88-	R			+ABS	<b>655-182</b>	45	33	33		88	100		30			574	s14
2.0 20v (118 kW) Eng. NM		88-91	L			+ABS, A/T	<b>655-181</b>	45	33	33		88	100		30			585	s10
		88-91	R			+ABS, A/T	<b>655-182</b>	45	33	33		88	100		30			574	s14
2.0 20v quattro (118 kW) Eng. NM		88-91	L			+ABS	<b>655-181</b>	45	33	33		88	100		30			585	s10
		88-91	R			+ABS	<b>655-182</b>	45	33	33		88	100		30			574	s14





































90 II (89, 89Q, 8A, B3) '87-'91			L/R 		NOTE	CIFAM ref.	ABS	A	B	C	D	E	F	H	I	L	M	Fig				
2.2 E (100 kW) Eng. KV		87-7/91	●		M/T+A/T, Ch -89J373598	613-048				22	83	79										
		87-7/91	●		+ABS, M/T+A/T, Ch -89J373598	613-094				22	80	88										
		87-91	●		+ABS, M/T+A/T, Ch 89J373599-	613-081				22	80	88										
		87-91		●	M/T+A/T	614-012				24	107,5	120										
			87-7/91	●		M/T+A/T, Ch -89J373598	607-050		22	30	51	90	49						11	2		
			87-7/91	●		+ABS, M/T+A/T, Ch -89J373598	607-111	96	22	30	51	88	49						11	2		
			87-91	●		M/T+A/T, Ch 89J373599-	607-091		33	30	53	88	30						13	2		
		87-91	●		+ABS, M/T+A/T, Ch 89J373599-	607-112	45	33	30	53	88	30						13	2			
		87-91		●	M/T+A/T	617-014			28		108											
	2.2 E quattro (100 kW) Eng. KV		4/87-9/91	●		+ABS, RWD, M/T, Ch 8AL360001-	613-057				19	75	82									
			87-91	●		FWD, M/T, Ch -89J351000	613-048				22	83	79									
			87-91	●		+ABS, FWD, M/T	613-081				22	80	88									
		4/87-9/91		●	+ABS, RWD, M/T, Ch 8AL360001-	614-005				21	94	97										
			4/87-9/91	●		+ABS, RWD, M/T, Ch -8AL360000	607-112	45	33	30	53	88	30						13	2		
			4/87-9/91	●		+ABS, RWD, M/T, Ch 8AL360001-	607-122	45	33	30	53	81	30						13	2		
			87-91	●		FWD, M/T, Ch -89J351000	607-050		22	30	51	90	49						11	2		
		87-91	●		+ABS, FWD, M/T, Ch 89H351001-	607-112	45	33	30	53	88	30						13	2			
		4/87-9/91		●	+ABS, RWD, M/T, Ch -8AL360000	617-010			33		100											
				●	+ABS, RWD, M/T, Ch 8AL360001-	617-004			33		94											
				●	+ABS, FWD, M/T, Ch 89H351001-	617-010			33		100											
87-91			●	+ABS, FWD, M/T, Ch -89J351000	617-010			33		100												
	2.3 E (100 kW) Eng. NG		4/87-7/91	●		M/T+A/T, Ch -89J373598	613-048				22	83	79									
			4/87-7/91	●		+ABS, M/T+A/T, Ch -89J373598	613-094				22	80	88									
			87-91	●		+ABS, M/T+A/T, Ch 89J373599-	613-081				22	80	88									
		4/87-7/91		●	M/T+A/T, Ch -89K420000	614-012				24	107,5	120										
		4/87-7/91	●		M/T+A/T, Ch -89J373598	607-050		22	30	51	90	49						11	2			
		4/87-7/91	●		+ABS, M/T+A/T, Ch -89J373598	607-111	96	22	30	51	88	49						11	2			
		87-91	●		M/T+A/T, Ch 89J373599-	607-091		33	30	53	88	30						13	2			
	87-91	●		+ABS, M/T+A/T, Ch 89J373599-	607-112	45	33	30	53	88	30						13	2				
	4/87-7/91		●	M/T+A/T, Ch -89K420000	617-014			28		108												
	5/88-	L		+ABS, M/T	655-682	45	33			88	108		30			585	s14					
	5/88-	R		+ABS, M/T	655-683	45	33			88	108		30			571	s14					
	87-88	L		+ABS, Air Cond.	655-181	45	33	33		88	100		30			585	s10					
	87-88	R		+ABS, Air Cond.	655-182	45	33	33		88	100		30			574	s14					

90 II (89, 89Q, 8A, B3) '87-'91		L/R			NOTE	CIFAM ref.	ABS	A	B	C	D	E	F	H	I	L	M	Fig	
2.3 E (98 kW) Eng. NG		3/90-7/91		●	+ABS, M/T+A/T, Ch 89J373599-	613-081				22	80	88							
		3/90-7/91		●	M/T	614-012				24	107,5	120							
		3/90-7/91		●	M/T+A/T, Ch 89J373599-	607-091		33	30	53	88	30						13	2
		3/90-7/91		●	+ABS, M/T+A/T, Ch 89J373599-	607-112	45	33	30	53	88	30						13	2
		3/90-7/91		●	M/T	617-014			28		108								
2.3 E 20v (123-125 kW) Eng. 7A		8/88-7/91		●	+ABS, M/T	613-158				24	90	90							
		8/88-7/91		●	M/T	614-012				24	107,5	120							
		8/88-7/91		●	+ABS, M/T	607-195	45	38	27	59,5	98	34						13	2
		8/88-7/91		●	M/T	617-014			28		108								
2.3 E 20v quattro (123-125 kW) Eng. 7A		88-91		●	+ABS, RWD, M/T	613-081				22	80	88							
		88-91		●	+ABS, RWD, M/T	607-112	45	33	30	53	88	30						13	2
		88-91		●	RWD, M/T	617-010			33		100								
2.3 E quattro (100 kW) Eng. NG		1/88-		●	+ABS, FWD, Limousine	613-082				22	83	79							
		4/87-9/91		●	+ABS, RWD, M/T	613-081				22	80	88							
		4/87-9/91		●	+ABS, RWD, M/T, Ch 8AL360001-	613-057				19	75	82							
		87-91		●	FWD, M/T, Ch 89H300001-89J351000	613-048				22	83	79							
		4/87-9/91		●	RWD, M/T, Ch 8AL360001-	614-005				21	94	97							
		1/88-		●	+ABS, FWD, Limousine	607-313	96	33	30	53	87,9	30						13	2
		4/87-9/91		●	+ABS, RWD, M/T, Ch -8AL360000	607-112	45	33	30	53	88	30						13	2
		4/87-9/91		●	+ABS, RWD, M/T, Ch 8AL360001-	607-122	45	33	30	53	81	30						13	2
		87-91		●	FWD, M/T, Ch 89H300001-89J351000	607-050		22	30	51	90	49						11	2
		87-91		●	+ABS, FWD, M/T, Ch 89H351001-	607-112	45	33	30	53	88	30						13	2
		4/87-9/91		●	RWD, M/T, Ch -8AL360000	617-010			33		100								
		4/87-9/91		●	RWD, M/T, Ch 8AL360001-	617-004			33		94								
		87-91		●	FWD, M/T, Ch 89H300001-89J351000	617-010			33		100								
		87-91		●	FWD, M/T, Ch 89H351001-	617-010			33		100								
		4/84-7/91	L			+ABS, FWD	655-181	45	33	33		88	100		30		585	s10	
		4/84-7/91	R			+ABS, FWD	655-182	45	33	33		88	100		30		574	s14	

90 II (89, 89Q, 8A, B3) '87-'91			L/R			NOTE	CIFAM ref.	ABS	A	B	C	D	E	F	H	I	L	M	Fig		
2.3 E quattro (98 kW) Eng. NG		3/90-7/91		●		+ABS, FWD, M/T, Ch 89H351001-	613-081				22	80	88								
		3/90-7/91		●		+ABS, RWD, M/T, Ch 8AL360001-	613-057				19	75	82								
		3/90-7/91		●		+ABS, FWD, M/T, Ch 89H351001-	607-112	45	33	30	53	88	30						13	2	
		3/90-7/91		●		+ABS, RWD, M/T, Ch 8AL360001-	607-122	45	33	30	53	81	30							13	2
		3/90-7/91			●	+ABS, FWD, M/T, Ch 89H351001-	617-010			33		100									
		3/90-7/91	L				+ABS, FWD	655-181	45	33	33		88	100		30			585	s10	
	3/90-7/91	R				+ABS, FWD	655-182	45	33	33		88	100		30			574	s14		
A1 (8X1, 2, A), Sportback '10-			L/R			NOTE	CIFAM ref.	ABS	A	B	C	D	E	F	H	I	L	M	Fig		
1.2 TFSi (63 kW) Eng. CBZA		10-		●			613-283				26	87	117								
		10-		●			607-414		36	30	52	90	43,5						11	2	
		10-			●	M/T, Exc. Doppia Frizione/Double Clutch	617-010C			33		100									
1.4 TFSi (90 kW) Eng. CAXA, CNVA		10-		●			613-283				26	87	117								
		10-		●			607-414		36	30	52	90	43,5						11	2	
		10-			●	M/T, Exc. Doppia Frizione/Double Clutch	617-010C			33		100									
1.6 TDi (77 kW) Eng. CAYC		10-		●			613-283				26	87	117								
		10-		●			607-414		36	30	52	90	43,5						11	2	
		10-			●	M/T, Exc. Doppia Frizione/Double Clutch	617-010C			33		100									
2.0 TDi (105 kW) Eng. CFHD		11-		●		A/T, Doppia Frizione/Double Clutch	613-283				26	87	117								
		11-		●		A/T, Doppia Frizione/Double Clutch	607-414		36	30	52	90	43,5						11	2	
A2 (8Z0) '00-			L/R			NOTE	CIFAM ref.	ABS	A	B	C	D	E	F	H	I	L	M	Fig		
1.2 TDi (45 kW) Eng. ANY		01-		●			613-376				21,3	69	103								
		01-		●			607-547		20	26	44	69,9	43						11	1	
		3/01-	L			M/T	655-938		20		-	70	-	39,3	57	-	533				
		3/01-	R			M/T	655-939		20		-	70	-	39,3	57	-	736				
1.4 (55 kW) Eng. AUA/ BBY		00-		●		+SE	613-272				25	78	130								
		00-		●		+DC, +SE	607-413		36	30	52	85	43						11	2	
		00-		●		-DC, +SE	607-397		36	30	52	85	43,7						11	2	
		00-	L				655-902		36			85	93,4		59			531	s10		
		00-	R				655-612		36	33		85	94		59			750	s10		




































<b>A2 (8Z0) '00-</b>			L/R			NOTE	CIFAM ref.	ABS	A	B	C	D	E	F	H	I	L	M	Fig	
1.4 TDi (55 kW) Eng. AMF/ BHC		00-		•		Ch 8Z2020546-, +SE	<b>613-283</b>				26	87	117							
		00-		•		Ch 8Z2020546-, +SE	<b>607-414</b>		36	30	52	90	43,5					11	2	
		00-	L					<b>655-900</b>		36			90	85		59		535	s10	
		00-	R					<b>655-901</b>		36			90	90		59		722	s10	
1.4 TDi (66 kW) Eng. ATL		03-		•		+SE	<b>613-283</b>				26	87	117							
		03-		•		+SE	<b>607-414</b>		36	30	52	90	43,5					11	2	
		03-	L					<b>655-900</b>		36			90	85		59		535	s10	
		03-	R					<b>655-901</b>		36			90	90		59		722	s10	
1.6 FSI (81 kW) Eng. BAD		5/02-		•		+SE	<b>613-283</b>				26	87	117							
		5/02-		•		+SE	<b>607-414</b>		36	30	52	90	43,5					11	2	
		02-	L					<b>655-898</b>		36			85	92		59		530	s10	
		02-	R					<b>655-899</b>		36			85	92		59		754	s10	
<b>A3 I (8L1) '96-'03</b>			L/R			NOTE	CIFAM ref.	ABS	A	B	C	D	E	F	H	I	L	M	Fig	
1.6 (74 kW) Eng. AEH/ AKL/ APF		96-00		•		M/T	<b>613-154</b>				22	76	113							
		96-00			•	M/T	<b>614-020</b>				21	94	97							
		96-00		•		M/T	<b>607-241</b>		36	30	53	81	40					11	2	
		96-00			•		M/T	<b>617-022</b>			33		94							
		96-00			•			<b>617-022</b>			33		94							
		96-00	L					<b>655-207</b>		36	33		81	92		74		554	s14	
96-00		R					<b>655-208</b>		36	33		81	92		74		822	s14		
1.6 (75 kW) Eng. AVU/ BFQ		00-		•			<b>613-154</b>				22	76	113							
		00-03			•		<b>614-020</b>				21	94	97							
		00-		•			<b>607-241</b>		36	30	53	81	40					11	2	
		00-03			•		<b>617-022</b>			33		94								
1.8 S3 quattro (154 kW) Eng. AMK/ APY/ AUL		99-		•			<b>613-293</b>				25	90	107							
		99-		•			<b>607-428</b>		36	27	53	98	40					11	2	
1.8 S3 quattro (165 kW) Eng. BAM		01-		•			<b>613-293</b>				25	90	107							
		01-		•			<b>607-428</b>		36	27	53	98	40					11	2	
1.8 T, quattro (110 kW) Eng. AGU/ AQA/ ARZ/ ARX/ AUM		9/96-		•		M/T+A/T	<b>613-152</b>				26	87	117							
		9/96-		•		M/T+A/T	<b>607-189</b>		36	30	52,8	90	40					11	2	
		9/96-			•	M/T+A/T	<b>617-010A</b>			33		100								

<b>A3 I (8L1) '96-'03</b>			L/R			NOTE	CIFAM ref.	ABS	A	B	C	D	E	F	H	I	L	M	Fig	
1.8 T, quattro (132 kW) Eng. AJQ/ APP/ ARY/ AUQ		98-		●		FWD	<b>613-293</b>				25	90	107							
		98-		●		RWD	<b>613-154</b>				22	76	113							
		98-		●		FWD	<b>607-428</b>		36	27	53	98	40					11	2	
		98-		●		RWD	<b>607-241</b>		36	30	53	81	40						11	2
1.8, quattro (92 kW) Eng. AGN/ APG		9/96-		●		M/T+A/T	<b>613-152</b>				26	87	117							
		9/96-		●		M/T+A/T	<b>607-189</b>		36	30	52,8	90	40					11	2	
		9/96-			●	M/T+A/T	<b>617-010A</b>			33		100								
		9/96-	L				<b>655-358</b>		36	33		90	100		78			553	s10	
1.9 TDi (66 kW) Eng. AGR/ ALH		96-01		●		M/T+A/T	<b>613-152</b>				26	87	117							
		96-01		●		M/T+A/T	<b>607-189</b>		36	30	52,8	90	40					11	2	
		96-01			●	M/T+A/T	<b>617-010A</b>			33		100								
		96-01	L			-ABS	<b>655-358</b>		36	33		90	100		78			553	s10	
		96-01	R			-ABS	<b>655-211</b>		36	33		90	100		78			823	s10	
1.9 TDi (74 kW) Eng. ATD/ AXR		00-		●		M/T+A/T	<b>613-152</b>				26	87	117							
		00-		●		M/T+A/T	<b>607-189</b>		36	30	52,8	90	40					11	2	
1.9 TDi (81 kW) Eng. AHF/ ASV		97-01		●		M/T+A/T	<b>613-152</b>				26	87	117							
		97-01		●		M/T+A/T	<b>607-189</b>		36	30	52,8	90	40					11	2	
		97-01			●	M/T+A/T	<b>617-010A</b>			33		100								
1.9 TDi, quattro (96 kW) Eng. ASZ		00-03		●			<b>613-293</b>				25	90	107							
		00-03		●			<b>607-428</b>		36	27	53	98	40					11	2	
		00-03	L			M/T	<b>655-443</b>		36	28		98	108		78			520	s10	
		00-03	R			M/T	<b>655-444</b>		36	28		98	108		78			806	s10	
<b>A3 II (8P1), Sportback '03-</b>			L/R			NOTE	CIFAM ref.	ABS	A	B	C	D	E	F	H	I	L	M	Fig	
1.2 TSi (77 kW) Eng. CBZB		10-		●		Doppia Frizione/Double Clutch	<b>613-480</b>				25,5	94	116							
		10-		●		Doppia Frizione/Double Clutch	<b>607-708</b>		36	33	59,5	93,7	39,8					13	2	
1.4 16v TFSi (92 kW) Eng. CMSA/ CAXC		06-		●			<b>613-320</b>				25	90	107							
		08-		●		Doppia Frizione/Double Clutch	<b>613-480</b>				25,5	94	116							
		06-		●			<b>607-463</b>		36	27	59,5	97,95	40,5					13	2	
		08-		●		Doppia Frizione/Double Clutch	<b>607-708</b>		36	33	59,5	93,7	39,8						13	2






















A3 II (8P1), Sportback '03-		L/R			NOTE	CIFAM ref.	ABS	A	B	C	D	E	F	H	I	L	M	Fig	
1.6 (75 kW) Eng. BGU/ BSE/ BSF/ CCSA/ CMXA		5/03-		●	M/T+A/T, 5-6Sp, Tiptronic	613-319				26	87	117							
		5/03-		●	A/T, 6Sp, Tiptronic	607-467	36	30	59,5	90	40						13	2	
		5/03-		●	M/T, 5Sp	607-462	36	30	59,6	89,9	40						13	2	
		03-			● M/T, Exc. Doppia Frizione/Double Clutch	617-010C			33		100								
		03-	L			M/T	655-763	36			90	100		40			544		
		03-	R			M/T	655-764	36			90	100		40			798		
1.6 E-Power (75 kW) Eng. CMXA		11-		●	+ABS	613-319				26	87	117							
		11-		●	+ABS	607-467	36	30	59,5	90	40						13	2	
1.6 FSI (85 kW) Eng. BAG/ BLF/ BLP		5/03-		●	M/T, 5Sp	613-319				26	87	117							
		5/03-		●	M/T, 5Sp, Eng. BGA / BLF	607-467	36	30	59,5	90	40						13	2	
		5/03-		●	M/T, 5Sp, Eng. BLP	607-462	36	30	59,6	89,9	40						13	2	
		03-	L				655-877	36			90	100		40		553	s10		
		03-	R				655-878	36			90	100		40		813	s14		
1.6 TDi (66 kW) Eng. CAYB		09-		●		613-319				26	87	117							
		09-		●		607-467	36	30	59,5	90	40						13	2	
		09-			● M/T, Exc. Doppia Frizione/Double Clutch	617-010C			33		100								
1.6 TDi (77 kW) Eng. CAYC		09-		●		613-319				26	87	117							
		09-		●	Doppia Frizione/ Double Clutch	613-320				25	90	107							
		09-		●	Doppia Frizione/Double Clutch	613-480				25,5	94	116							
		09-		●		607-467	36	30	59,5	90	40						13	2	
		09-		●	Doppia Frizione/ Double Clutch	607-463	36	27	59,5	97,95	40,5						13	2	
		09-		●	Doppia Frizione/Double Clutch	607-708	36	33	59,5	93,7	39,8						13	2	
		09-			● M/T, Exc. Doppia Frizione/Double Clutch	617-010C			33		100								
1.8 16v TFSi, quattro (118 kW) Eng. BYT/ BZB/ CDAA		06-		●		613-320				25	90	107							
		06-		●		607-463	36	27	59,5	97,95	40,5						13	2	
		07-			● M/T, Exc. Doppia Frizione/Double Clutch	617-010C			33		100								
1.9 TDi (77 kW) Eng. BLS/ BKC/ BXE		5/03-		●	A/T, 6Sp	613-320				25	90	107							
		5/03-		●	M/T, 5Sp	613-319				26	87	117							
		5/03-		●	A/T, 6Sp	607-463	36	27	59,5	97,95	40,5						13	2	
		5/03-		●	M/T, 5Sp	607-467	36	30	59,5	90	40						13	2	
		03-			● M/T, Exc. Doppia Frizione/Double Clutch	617-010C			33		100								
		05-	L			FWD, M/T	655-759	36			90	100		40		521			
	05-	R			FWD, M/T	655-760	36			90	100		40		813				







































<b>A3 II (8P1), Sportback '03-</b>			L/R			NOTE	CIFAM ref.	ABS	A	B	C	D	E	F	H	I	L	M	Fig	
3.2, quattro (184 kW) Eng. BDB/ BMJ/ BUB		7/03-		•		M/T, 6Sp	<b>613-320</b>				25	90	107							
		7/03-		•		M/T, 6Sp	<b>607-463</b>	36	27	59,5	97,95	40,5						13	2	
		03-			•	M/T, Exc. Doppia Frizione/Double Clutch	<b>617-010C</b>			33		100								
		8/04-	R			M/T	<b>655-1064</b>	36		-		100	-	-	-	-	-			
S3 2.0 16v TFSI quattro (195 kW) Eng. BHZ/ CDLA		06-		•			<b>613-320</b>				25	90	107							
		06-		•			<b>607-463</b>	36	27	59,5	97,95	40,5						13	2	
		06-			•	M/T, Exc. Doppia Frizione/Double Clutch	<b>617-010C</b>			33		100								
S3 quattro (188 kW) Eng. BZC/ CDLC		07-		•			<b>613-320</b>				25	90	107							
		07-		•			<b>607-463</b>	36	27	59,5	97,95	40,5						13	2	
		07-			•	M/T, Exc. Doppia Frizione/Double Clutch	<b>617-010C</b>			33		100								
<b>A3 II Cabrio '08-</b>			L/R			NOTE	CIFAM ref.	ABS	A	B	C	D	E	F	H	I	L	M	Fig	
1.2 TFSi (77 kW) Eng. CBZB		10-		•		Doppia Frizione/Double Clutch	<b>613-480</b>				25,5	94	116							
		10-		•		Doppia Frizione/Double Clutch	<b>607-708</b>	36	33	59,5	93,7	39,8						13	2	
1.4 TFSi (92 kW) Eng. CAXC		11-		•		A/T, 7Sp, Doppia Frizione/Double Clutch	<b>613-480</b>				25,5	94	116							
		11-		•		A/T, 7Sp, Doppia Frizione/Double Clutch	<b>607-708</b>	36	33	59,5	93,7	39,8						13	2	
1.6 (75 kW) Eng. BSE		08-		•			<b>613-319</b>				26	87	117							
		08-		•			<b>607-467</b>	36	30	59,5	90	40						13	2	
1.6 TDi (77 kW) Eng. CAYC		09-		•			<b>613-319</b>				26	87	117							
		09-		•		Doppia Frizione/ Double Clutch	<b>613-320</b>				25	90	107							
		09-		•			<b>607-467</b>	36	30	59,5	90	40						13	2	
		09-		•		Doppia Frizione/ Double Clutch	<b>607-463</b>	36	27	59,5	97,95	40,5						13	2	
1.8 16v TFSi (118 kW) Eng. BYT/ BZB/ CDAA		08-		•			<b>613-320</b>				25	90	107							
		08-		•			<b>607-463</b>	36	27	59,5	97,95	40,5						13	2	
1.9 TDi (77 kW) Eng. BLS/ BKC/ BXE		08-		•		M/T, 5Sp	<b>613-319</b>				26	87	117							
		08-		•		M/T, 5Sp	<b>607-467</b>	36	30	59,5	90	40						13	2	
2.0 16v TFSi (147 kW) Eng. AXX/ BWA/ CAWB/ CCTA		08-		•			<b>613-320</b>				25	90	107							
		08-		•			<b>607-463</b>	36	27	59,5	97,95	40,5						13	2	
2.0 TDi (100 kW) Eng. CBAA/ CFFA		08-		•		M/T, 5Sp	<b>613-320</b>				25	90	107							
		08-		•		M/T, 5Sp	<b>607-463</b>	36	27	59,5	97,95	40,5						13	2	
2.0 TDi (103 kW) Eng. CBAB/ CFFB		08-		•			<b>613-320</b>				25	90	107							
		08-		•			<b>607-463</b>	36	27	59,5	97,95	40,5						13	2	



























<b>A3 III (8V1), Sportback (8VA) '12-</b>			L/R			NOTE	CIFAM ref.	ABS	A	B	C	D	E	F	H	I	L	M	Fig
1.2 TFSI (77 kW) Eng. CJZA		13-		●		M/T, 5Sp	<b>613-319</b>				26	87	117						
		13-		●		Doppia Frizione/Double Clutch	<b>613-480</b>				25,5	94	116						
		13-		●		M/T, 5Sp	<b>607-467</b>	36	30	59,5	90	40					13	2	
		13-		●		Doppia Frizione/Double Clutch	<b>607-708</b>	36	33	59,5	93,7	39,8						13	2
1.4 TFSI (103 kW) Eng. CPTA		12-		●		Doppia Frizione/Double Clutch	<b>613-480</b>				25,5	94	116						
		12-		●		Doppia Frizione/Double Clutch	<b>607-708</b>	36	33	59,5	93,7	39,8						13	2
1.4 TFSI (90 kW) Eng. CMBA		12-		●		Doppia Frizione/Double Clutch	<b>613-480</b>				25,5	94	116						
		12-		●		Doppia Frizione/Double Clutch	<b>607-708</b>	36	33	59,5	93,7	39,8						13	2
1.6 TDI (77 kW) Eng. CLHA		12-		●		Doppia Frizione/Double Clutch	<b>613-480</b>				25,5	94	116						
		12-		●		Doppia Frizione/Double Clutch	<b>607-708</b>	36	33	59,5	93,7	39,8						13	2
2.0 TDI (81 kW) Eng. CRFA		13-		●		Doppia Frizione/Double Clutch	<b>613-480</b>				25,5	94	116						
		13-		●		Doppia Frizione/Double Clutch	<b>607-708</b>	36	33	59,5	93,7	39,8						13	2
<b>A4 I (8D2, B5), Avant '95-'01</b>			L/R			NOTE	CIFAM ref.	ABS	A	B	C	D	E	F	H	I	L	M	Fig
1.6 (74 kW) Eng. ADP		95-7/00		●		+ABS, M/T+A/T, Ch 8DS000001-	<b>613-178</b>				21	85	103						
		95-7/00		●		M/T+A/T, Ch 8DS000001-	<b>614-011</b>				24	100	115						
		95-7/00		●		+ABS, M/T+A/T, Ch 8DS000001-	<b>607-239</b>	45	33	30	53	87,9	30					13	2
		95-7/00		●		M/T+A/T, Ch 8DS000001-	<b>617-012</b>			33		100							
		95-7/00	L			+ABS, FWD, M/T	<b>655-197</b>	45	33	28		88	108		30			611	s14
		95-7/00	R			+ABS, FWD, M/T	<b>655-198</b>	45	33	28		88	108		30			636	s14
1.6i (74 kW) Eng. AHL/ ANA/ ARM		95-7/00		●		+ABS, M/T+A/T, Ch 8DS000001-	<b>613-178</b>				21	85	103						
		95-7/00		●		M/T+A/T, Ch 8DS000001-	<b>614-011</b>				24	100	115						
		95-7/00		●		+ABS, M/T+A/T, Ch 8DS000001-	<b>607-239</b>	45	33	30	53	87,9	30					13	2
		95-7/00		●		M/T+A/T, Ch 8DS000001-	<b>617-012</b>			33		100							
		95-7/00	L			+ABS, FWD, M/T	<b>655-197</b>	45	33	28		88	108		30			611	s14
		95-7/00	R			+ABS, FWD, M/T	<b>655-198</b>	45	33	28		88	108		30			636	s14
1.6i (75 kW) Eng. ALZ		00-		●		+ABS	<b>613-258</b>				21	85	103						
		00-		●		+ABS	<b>607-375</b>	45	33	30	53	87,9	30					13	2

A4 I (8D2, B5), Avant '95-'01		L/R			NOTE	CIFAM ref.	ABS	A	B	C	D	E	F	H	I	L	M	Fig		
1.8 (85 kW) Eng. AFY		95-01		●	+ABS, M/T+A/T, Ch 8DS000001-	<b>613-178</b>				21	85	103								
		95-01		●	M/T+A/T, Ch 8DS000001-	<b>614-012</b>				24	107,5	120								
		95-01		●	+ABS, M/T+A/T, Ch 8DS000001-	<b>607-239</b>	45	33	30	53	87,9	30						13	2	
		95-01		●	M/T+A/T, Ch 8DS000001-	<b>617-014</b>			28		108									
		95-01	L			+ABS, M/T	<b>655-199</b>	45	33	28		88	108		30		609	s14		
		95-01	R			+ABS, M/T	<b>655-200</b>	45	33	28		88	108		30		635	s14		
1.8 (92 kW) Eng. APT/ ARG/ AVV		95-01		●	+ABS, M/T, Ch 8DS000001-	<b>613-178</b>				21	85	103								
		95-01		●	+ABS, A/T	<b>613-258</b>				21	85	103								
		95-01		●	M/T+A/T, Ch 8DS000001-	<b>614-012</b>				24	107,5	120								
		95-01		●	+ABS, M/T, Ch 8DS000001-	<b>607-239</b>	45	33	30	53	87,9	30							13	2
		95-01		●	+ABS, A/T	<b>607-375</b>	45	33	30	53	87,9	30							13	2
		95-01		●	M/T+A/T, Ch 8DS000001-	<b>617-014</b>			28		108									
		95-01	L			+ABS, M/T	<b>655-199</b>	45	33	28		88	108		30		609	s14		
		95-01	R			+ABS, M/T	<b>655-200</b>	45	33	28		88	108		30		635	s14		
1.8 (Exc. Avant) (95 kW)		95-00		●	+ABS, M/T+A/T, Ch 8DS000001-	<b>613-178</b>				21	85	103								
		95-00		●	M/T+A/T, Ch 8DS000001-	<b>614-012</b>				24	107,5	120								
		95-00		●	+ABS, M/T+A/T, Ch 8DS000001-	<b>607-239</b>	45	33	30	53	87,9	30						13	2	
		95-00		●	M/T+A/T, Ch 8DS000001-	<b>617-014</b>			28		108									
		95-00	L			+ABS, M/T	<b>655-199</b>	45	33	28		88	108		30		609	s14		
		95-00	R			+ABS, M/T	<b>655-200</b>	45	33	28		88	108		30		635	s14		
1.8 quattro (85 kW) Eng. AFY		95-01		●	+ABS, FWD, Ch 8DS000001-	<b>613-178</b>				21	85	103								
		95-01		●	+ABS, RWD, M/T	<b>613-224</b>				22	80	88								
		95-01		●	FWD, Ch 8DS000001-	<b>614-011</b>				24	100	115								
		95-01		●	+ABS, FWD, Ch 8DS000001-	<b>607-239</b>	45	33	30	53	87,9	30							13	2
		95-01		●	+ABS, RWD, M/T	<b>607-308</b>	45	33	30	53	87,9	30							13	2
		95-01		●	FWD, Ch 8DS000001-	<b>617-012</b>			33		100									
95-01			●	RWD, M/T	<b>617-010B</b>			33		100										

























A4 I (8D2, B5), Avant '95-'01			L/R			NOTE	CIFAM ref.	ABS	A	B	C	D	E	F	H	I	L	M	Fig	
1.8 quattro (92 kW) Eng. APT/ ARG/ AVV		95-01		●		+ABS, FWD, M/T, Ch 8DS000001-	613-178				21	85	103							
		95-01		●		+ABS, RWD, M/T	613-224				22	80	88							
		95-01		●		+ABS, A/T	613-258				21	85	103							
		95-01			●		FWD, Ch 8DS000001-	614-011				24	100	115						
			95-01		●		+ABS, FWD, M/T, Ch 8DS000001-	607-239	45	33	30	53	87,9	30					13	2
			95-01		●		+ABS, RWD, M/T	607-308	45	33	30	53	87,9	30					13	2
	95-01			●		+ABS, A/T	607-375	45	33	30	53	87,9	30					13	2	
		95-01			●		FWD, Ch 8DS000001-	617-012			33		100							
		95-01			●		RWD, M/T	617-010B			33		100							
			95-01	L				+ABS, FWD	655-197	45	33	28		88	108		30		611	s14
	95-01		L/R				+ABS, RWD	655-686	45	33			88	100		30		593	s14	
	95-01		R				+ABS, FWD	655-198	45	33	28		88	108		30		636	s14	
1.8 T. (110 kW) Eng. AEB/ ANB/ APU/ ARK		95-01		●		+ABS, M/T+A/T, Ch 8DS000001-	613-178				21	85	103							
		95-01			●		M/T+A/T, Ch 8DS000001-	614-012				24	107,5	120						
		95-01		●			+ABS, M/T+A/T, Ch 8DS000001-	607-239	45	33	30	53	87,9	30					13	2
		95-01			●		M/T+A/T, Ch 8DS000001-	617-014			28		108							
		95-01	L				+ABS, M/T	655-199	45	33	28		88	108		30		609	s14	
		95-01	R				+ABS, M/T	655-200	45	33	28		88	108		30		635	s14	
1.8 T. (110 kW) Eng. AWT		95-01		●		+ABS, M/T+A/T, Ch 8DS000001-	613-178				21	85	103							
		95-01			●		M/T+A/T, Ch 8DS000001-	614-012				24	107,5	120						
		95-01		●			+ABS, M/T+A/T, Ch 8DS000001-	607-239	45	33	30	53	87,9	30					13	2
		95-01			●		M/T+A/T, Ch 8DS000001-	617-014			28		108							
		95-01	L				+ABS, M/T	655-199	45	33	28		88	108		30		609	s14	
		95-01	R				+ABS, M/T	655-200	45	33	28		88	108		30		635	s14	


















A4 I (8D2, B5), Avant '95-'01			L/R			NOTE	CIFAM ref.	ABS	A	B	C	D	E	F	H	I	L	M	Fig	
1.8 T. quattro (110 kW) Eng. AEB/ ANB/ APU/ ARK		95-01		●		+ABS, FWD, Ch 8DS000001-	613-178				21	85	103							
		95-01		●		+ABS, RWD, M/T	613-224				22	80	88							
		95-01			●	FWD, Ch 8DS000001-	614-011				24	100	115							
		95-01		●		+ABS, FWD, Ch 8DS000001-	607-239	45	33	30	53	87,9	30					13	2	
		95-01		●		+ABS, RWD, M/T	607-308	45	33	30	53	87,9	30					13	2	
		95-01			●	FWD, Ch 8DS000001-	617-012			33		100								
		95-01			●	RWD, M/T	617-010B			33		100								
		95-01	L				+ABS, FWD	655-197	45	33	28		88	108		30		611	s14	
		95-01	L/R				+ABS, RWD	655-686	45	33			88	100		30		593	s14	
	95-01	R				+ABS, FWD	655-198	45	33	28		88	108		30		636	s14		
1.8 T. quattro (110 kW) Eng. AWT		95-01		●		+ABS, FWD, Ch 8DS000001-	613-178				21	85	103							
		95-01		●		+ABS, RWD, M/T	613-224				22	80	88							
		95-01			●	FWD, Ch 8DS000001-	614-011				24	100	115							
		95-01		●		+ABS, FWD, Ch 8DS000001-	607-239	45	33	30	53	87,9	30					13	2	
		95-01		●		+ABS, RWD, M/T	607-308	45	33	30	53	87,9	30					13	2	
		95-01			●	FWD, Ch 8DS000001-	617-012			33		100								
		95-01			●	RWD, M/T	617-010B			33		100								
		95-01	L				+ABS, FWD	655-197	45	33	28		88	108		30		611	s14	
		95-01	L/R				+ABS, RWD	655-686	45	33			88	100		30		593	s14	
	95-01	R				+ABS, FWD	655-198	45	33	28		88	108		30		636	s14		
1.8 T., quattro (132 kW) Eng. AJL		97-		●		+ABS	613-196				24	90	90							
		97-		●		+ABS	607-267	45	38	27	59,5	98	34					13	2	
1.8, quattro (92 kW) Eng. ADR		95-01		●		+ABS, A/T	613-258				21	85	103							
		95-01		●		+ABS, M/T, Ch 8DS000001-	613-178				21	85	103							
		95-01			●	M/T+A/T, Ch 8DS000001-	614-012				24	107,5	120							
		95-01		●		+ABS, A/T	607-375	45	33	30	53	87,9	30					13	2	
		95-01		●		+ABS, M/T, Ch 8DS000001-	607-239	45	33	30	53	87,9	30					13	2	
		95-01			●	M/T+A/T, Ch 8DS000001-	617-014			28		108								
		95-01	L				+ABS, FWD, M/T	655-199	45	33	28		88	108		30		609	s14	
		95-01	L/R				+ABS, RWD	655-686	45	33			88	100		30		593	s14	
	95-01	R				+ABS, FWD, M/T	655-200	45	33	28		88	108		30		635	s14		















































A4 I (8D2, B5), Avant '95-'01		L/R			NOTE	CIFAM ref.	ABS	A	B	C	D	E	F	H	I	L	M	Fig
2.4 quattro (120 kW) Eng. AJG/ AMM/ APZ		97-	•		+ABS	613-259				21	85	103						
		97-	•		+ABS	607-377	45	38	30	59,6	87,9	34					13	2
2.4 quattro (121 kW) Eng. AGA/ ALF/ AML/ APS/ ARJ		97-01	•		+ABS, FWD	613-259				21	85	103						
		97-01	•		+ABS, FWD	607-377	45	38	30	59,6	87,9	34					13	2
2.5 TDi (110 kW) Eng. AFB		9/97-11/00	•		+ABS	613-196				24	90	90						
		9/97-11/00	•		+ABS	607-267	45	38	27	59,5	98	34					13	2
2.5 TDi (110 kW) Eng. AKN		9/97-11/00	•		+ABS	613-196				24	90	90						
		9/97-11/00	•		+ABS	607-267	45	38	27	59,5	98	34					13	2
2.5 TDi quattro (110 kW) Eng. AFB		9/97-11/00	•		+ABS, FWD	613-196				24	90	90						
		9/97-11/00	•		+ABS, FWD	607-267	45	38	27	59,5	98	34					13	2
2.5 TDi quattro (110 kW) Eng. AKN		9/97-11/00	•		+ABS, FWD	613-196				24	90	90						
		9/97-11/00	•		+ABS, FWD	607-267	45	38	27	59,5	98	34					13	2
2.6 (110 kW) Eng. ABC		1/95-	•		+ABS, M/T	613-196				24	90	90						
		1/95-11/00	•		+ABS, A/T	613-259				21	85	103						
		1/95-	•		+ABS, M/T	607-267	45	38	27	59,5	98	34					13	2
		1/95-11/00	•		+ABS, A/T	607-377	45	38	30	59,6	87,9	34					13	2
		1/95-	L			+ABS, M/T	655-603	45	38			98	130		34		601	s15
		1/95-	R			+ABS, M/T	655-604	45	38			98	130		34		621	s15
2.6 quattro (110 kW) Eng. ABC		1/95-	•		+ABS, RWD, M/T	613-224				22	80	88						
		1/95-11/00	•		+ABS, FWD, M/T	613-259				21	85	103						
		1/95-	•		FWD, M/T	614-011				24	100	115						
		1/95-	•		+ABS, RWD, M/T	607-308	45	33	30	53	87,9	30					13	2
		1/95-11/00	•		+ABS, FWD, M/T	607-377	45	38	30	59,6	87,9	34					13	2
		1/95-	•		FWD, M/T	617-012			33		100							
		1/95-	•		RWD, M/T	617-010B			33		100							
		95-01	L/R			+ABS, RWD	655-686	45	33			88	100		30		593	s14
2.8 (128 kW) Eng. AAH		9/95-	•		+ABS, M/T+A/T	613-196				24	90	90						
		9/95-	•		+ABS, M/T+A/T	607-267	45	38	27	59,5	98	34					13	2
		1/95-	L		+ABS, M/T	655-603	45	38			98	130		34		601	s15	
		1/95-	R		+ABS, M/T	655-604	45	38			98	130		34		621	s15	





























<b>A4 I (8D2, B5), Avant '95-'01</b>			L/R			NOTE	CIFAM ref.	ABS	A	B	C	D	E	F	H	I	L	M	Fig		
2.8 (142 kW) Eng. ACK/ ALG/ AMX/ APR/ AQD		96-01		●		+ABS, M/T+A/T	<b>613-196</b>				24	90	90								
		96-01		●		+ABS, M/T+A/T	<b>607-267</b>	45	38	27	59,5	98	34						13	2	
		96-01	L				+ABS, M/T	<b>655-603</b>	45	38			98	130		34			601	s15	
		96-01	R				+ABS, M/T	<b>655-604</b>	45	38			98	130		34			621	s15	
2.8 quattro (128 kW) Eng. AAH		1/95-		●		+ABS, RWD, M/T	<b>613-224</b>				22	80	88								
		1/95-7/97		●		+ABS, FWD, M/T	<b>613-259</b>				21	85	103								
		1/95-		●		FWD, M/T	<b>614-011</b>				24	100	115								
		1/95-		●		+ABS, RWD, M/T	<b>607-308</b>	45	33	30	53	87,9	30							13	2
		1/95-7/97		●		+ABS, FWD, M/T	<b>607-377</b>	45	38	30	59,6	87,9	34							13	2
		1/95-		●		FWD, M/T	<b>617-012</b>			33		100									
		1/95-		●		RWD, M/T	<b>617-010B</b>			33		100									
		95-01	L/R				+ABS, RWD	<b>655-686</b>	45	33			88	100		30			593	s14	
2.8 quattro (142 kW) Eng. ACK/ ALG/ AMX/ APR/ AQD		96-01		●		+ABS, RWD, M/T	<b>613-224</b>				22	80	88								
		96-7/97		●		+ABS, FWD, M/T	<b>613-259</b>				21	85	103								
		96-01		●		FWD, M/T	<b>614-011</b>				24	100	115								
		96-01		●		+ABS, RWD, M/T	<b>607-308</b>	45	33	30	53	87,9	30							13	2
		96-7/97		●		+ABS, FWD, M/T	<b>607-377</b>	45	38	30	59,6	87,9	34							13	2
		96-01		●		FWD, M/T	<b>617-012</b>			33		100									
		96-01		●		RWD, M/T	<b>617-010B</b>			33		100									
		96-01	L/R				+ABS, RWD	<b>655-686</b>	45	33			88	100		30			593	s14	
<b>A4 II (8E2, B6), Avant '00-'04</b>			L/R			NOTE	CIFAM ref.	ABS	A	B	C	D	E	F	H	I	L	M	Fig		
1.6 (75 kW) Eng. ALZ		11/00-		●		+ABS	<b>613-299</b>				21	85	103								
		11/00-		●		+ABS	<b>607-435</b>	45	38	33	59,4	87,9	34						13	1	
1.8 T., quattro (110 kW) Eng. AVJ		00-02		●		+ABS, M/T+A/T, Ch 8E1014313-8E1026954	<b>613-301</b>				26	86	138								
		11/00-		●		+ABS, FWD, M/T, Ch -8E1014312/ 8E1026955-	<b>613-299</b>				21	85	103								
		00-02		●		+ABS, M/T+A/T, Ch 8E1014313-8E1026954	<b>607-436</b>	45	38	27	59,5	99,5	34							13	2
		11/00-		●		+ABS, FWD, M/T, Ch -8E1014312/ 8E1026955-	<b>607-435</b>	45	38	33	59,4	87,9	34							13	1
		00-02	L				+ABS, FWD, M/T, G.Box:FPS	<b>655-693</b>	45	38			98			34			596		
		00-02	R				+ABS, FWD, M/T, G.Box:FPS	<b>655-694</b>	45	38			98			34			618		
		11/00-	L/R				+ABS, A/T, Ch -8E4195500	<b>655-940</b>	45	38		-	98	-	-	34	-	-			

<b>A4 II (8E2, B6), Avant '00-'04</b>			L/R			NOTE	CIFAM ref.	ABS	A	B	C	D	E	F	H	I	L	M	Fig	
1.8 T., quattro (120 kW) Eng. BFB		7/02-		●		+ABS, Exc. Quattro	<b>613-301</b>				26	86	138							
		7/02-		●		+ABS, FWD, Quattro	<b>613-299</b>				21	85	103							
		7/02-		●		+ABS, Exc. Quattro	<b>607-436</b>	45	38	27	59,5	99,5	34						13	2
		7/02-		●		+ABS, FWD, Quattro	<b>607-435</b>	45	38	33	59,4	87,9	34						13	1
		02-04	L				+ABS, FWD, M/T, Ch 8E4000001-	<b>655-693</b>	45	38			98			34			596	
		02-04	R				+ABS, FWD, M/T, Ch 8E4000001-	<b>655-694</b>	45	38			98			34			618	
		11/00-	L/R				+ABS, A/T, Ch -8E4195500	<b>655-940</b>	45	38		-	98	-	-	34	-	-		
		7/02-	L				+ABS, A/T, Ch -8E5400000	<b>655-941</b>	45	38		-	98	-	-	34	-	-	517	
	7/02-	R				+ABS, A/T, Ch -8E5400000	<b>655-942</b>	45	38		-	98	-	-	34	-	-	485		
1.8 T., quattro (125 kW) Eng. AMB		01-04	L			+ABS, FWD, M/T, Ch 8E4000001-	<b>655-693</b>	45	38			98			34			596		
		01-04	R			+ABS, FWD, M/T, Ch 8E4000001-	<b>655-694</b>	45	38			98			34			618		
1.8 T., quattro (140 kW) Eng. BEX		02-04		●		+ABS, Exc. quattro	<b>613-379</b>				27,3	96,5	109							
		02-04		●		+ABS, Only quattro	<b>613-299</b>				21	85	103							
		02-04		●		+ABS, Exc. quattro	<b>607-551</b>	45	38	27	59,6	100	34,3						13	1
		02-04		●		+ABS, Only quattro	<b>607-435</b>	45	38	33	59,4	87,9	34						13	1
		02-04	L				+ABS, FWD, M/T	<b>655-693</b>	45	38			98			34			596	
		02-04	R				+ABS, FWD, M/T	<b>655-694</b>	45	38			98			34			618	
		7/02-	L				+ABS, A/T, Ch -8E5400000	<b>655-941</b>	45	38		-	98	-	-	34	-	-	517	
		7/02-	R				+ABS, A/T, Ch -8E5400000	<b>655-942</b>	45	38		-	98	-	-	34	-	-	485	
1.9 TDi (74 kW) Eng. AVB		01-04		●		+ABS, M/T, Ch -8E3390000	<b>613-301</b>				26	86	138							
		01-04		●		+ABS, M/T, Ch 8E4000001-	<b>613-379</b>				27,3	96,5	109							
		01-04		●		+ABS, M/T, Ch -8E3390000	<b>607-436</b>	45	38	27	59,5	99,5	34						13	2
		01-04		●		+ABS, M/T, Ch 8E4000001-	<b>607-551</b>	45	38	27	59,6	100	34,3						13	1
		01-04	L				+ABS, FWD, M/T, Ch 8E4000001-	<b>655-693</b>	45	38			98			34			596	
		01-04	R				+ABS, FWD, M/T, Ch 8E4000001-	<b>655-694</b>	45	38			98			34			618	
1.9 TDi (85 kW) Eng. BKE		6/04-10/04		●		+ABS	<b>613-379</b>				27,3	96,5	109							
		6/04-10/04		●		+ABS	<b>607-551</b>	45	38	27	59,6	100	34,3						13	1
1.9 TDi (96 kW) Eng. AVF/ AWX		00-04		●		+ABS, Ch -8E3390000/ 8E4195500	<b>613-301</b>				26	86	138							
		00-04		●		+ABS, Ch 8E4000001/ 8E4195501-	<b>613-379</b>				27,3	96,5	109							
		00-04		●		+ABS, Ch -8E3390000/ 8E4195500	<b>607-436</b>	45	38	27	59,5	99,5	34						13	2
		00-04		●		+ABS, Ch 8E4000001/ 8E4195501-	<b>607-551</b>	45	38	27	59,6	100	34,3						13	1
		00-04	L				+ABS, FWD, M/T, Ch 8E4000001-	<b>655-693</b>	45	38			98			34			596	
		00-04	R				+ABS, FWD, M/T, Ch 8E4000001-	<b>655-694</b>	45	38			98			34			618	
	11/00-	L/R				+ABS, A/T, Ch -8E4195500	<b>655-940</b>	45	38		-	98	-	-	34	-	-			
































A4 II (8E2, B6), Avant '00-'04			L/R			NOTE	CIFAM ref.	ABS	A	B	C	D	E	F	H	I	L	M	Fig
1.9 TDi quattro (96 kW) Eng. AVF/ AWX		00-04		●		+ABS	613-299				21	85	103						
		00-04		●		+ABS	607-435	45	38	33	59,4	87,9	34					13	1
2.0 (96 kW) Eng. ALT		00-04		●		+ABS, M/T+A/T, Ch 8E1004665-	613-299				21	85	103						
		00-04		●		+ABS, M/T, Ch -8E1004664	613-301				26	86	138						
		00-04		●		+ABS, M/T+A/T, Ch 8E1004665-	607-435	45	38	33	59,4	87,9	34					13	1
		00-04		●		+ABS, M/T, Ch -8E1004664	607-436	45	38	27	59,5	99,5	34					13	2
2.0 FSI (110 kW) Eng. AWA		02-		●		+ABS, A/T	613-301				26	86	138						
		02-		●		+ABS, M/T	613-299				21	85	103						
		02-		●		+ABS, A/T	607-436	45	38	27	59,5	99,5	34					13	2
		02-		●		+ABS, M/T	607-435	45	38	33	59,4	87,9	34					13	1
		7/02-	L/R				+ABS, A/T, Ch -8E4195500	655-940	45	38		-	98	-	-	34	-	-	
2.4 (120 kW) Eng. AMM		01-04		●		+ABS, M/T+A/T	613-301				26	86	138						
		01-04		●		+ABS, M/T+A/T	607-436	45	38	27	59,5	99,5	34					13	2
		01-04	L			+ABS, FWD, M/T	655-693	45	38			98			34		596		
		01-04	R			+ABS, FWD, M/T	655-694	45	38			98			34		618		
2.4 (125 kW) Eng. BDV		01-		●		+ABS	613-301				26	86	138						
		01-		●		+ABS	607-436	45	38	27	59,5	99,5	34					13	2
		01-04	L			+ABS, FWD, M/T	655-693	45	38			98			34		596		
		01-04	R			+ABS, FWD, M/T	655-694	45	38			98			34		618		
		9/01-	L/R				+ABS, A/T, Ch -8E4195500	655-940	45	38		-	98	-	-	34	-	-	
2.5 TDi (114 kW) Eng. AYM		8/01-		●		+ABS	613-301				26	86	138						
		8/01-		●		+ABS	607-436	45	38	27	59,5	99,5	34					13	2
		01-02	L			+ABS, FWD, M/T	655-693	45	38			98			34		596		
		01-02	R			+ABS, FWD, M/T	655-694	45	38			98			34		618		
		8/01-	L/R				+ABS, A/T, Ch -8E4195500	655-940	45	38		-	98	-	-	34	-	-	
2.5 TDi (120 kW) Eng. BCZ/ BDG/ BFC		02-		●		+ABS, Eng. BFC	613-301				26	86	138						
		02-04		●		+ABS, Eng. BCZ, BDG	613-379				27,3	96,5	109						
		02-		●		+ABS, Eng. BFC	607-436	45	38	27	59,5	99,5	34					13	2
		02-04		●		+ABS, Eng. BCZ, BDG	607-551	45	38	27	59,6	100	34,3					13	1
		02-04	L			+ABS, FWD, M/T	655-693	45	38			98			34		596		
		02-04	R			+ABS, FWD, M/T	655-694	45	38			98			34		618		
	8/01-	L/R				+ABS, A/T, Ch -8E4195500	655-940	45	38		-	98	-	-	34	-	-		

<b>A4 II (8E2, B6), Avant '00-'04</b>			L/R			NOTE	CIFAM ref.	ABS	A	B	C	D	E	F	H	I	L	M	Fig	
2.5, TDi quattro (132 kW) Eng. AKE/ BAU/ BDH		01-04		●		+ABS, FWD	<b>613-301</b>				26	86	138							
		01-04		●		+ABS, FWD	<b>607-436</b>	45	38	27	59,5	99,5	34					13	2	
		01-04	L				+ABS, FWD, M/T	<b>655-693</b>	45	38			98			34		596		
		01-04	R				+ABS, FWD, M/T	<b>655-694</b>	45	38			98			34		618		
		11/00-	L				+ABS, A/T, Ch -8E5400000	<b>655-941</b>	45	38		-	98	-	-	34	-	517		
		11/00-	R				+ABS, A/T, Ch -8E5400000	<b>655-942</b>	45	38		-	98	-	-	34	-	485		
3.0, quattro (160 kW) Eng. BBJ		01-04		●		+ABS, Ch 8E4350001-	<b>613-379</b>				27,3	96,5	109							
		01-04		●		+ABS, Ch 8E4350001-	<b>607-551</b>	45	38	27	59,6	100	34,3					13	1	
		01-04	L				+ABS, FWD, M/T	<b>655-693</b>	45	38			98			34		596		
		01-04	R				+ABS, FWD, M/T	<b>655-694</b>	45	38			98			34		618		
		11/00-	L				+ABS, A/T, Ch -8E5400000	<b>655-941</b>	45	38		-	98	-	-	34	-	517		
		11/00-	L/R				+ABS, A/T, Ch -8E4195500	<b>655-940</b>	45	38		-	98	-	-	34	-	-		
		11/00-	R				+ABS, A/T, Ch -8E5400000	<b>655-942</b>	45	38		-	98	-	-	34	-	485		
3.0, quattro (162 kW) Eng. ASN/ AVK		11/00-		●		+ABS, FWD	<b>613-301</b>				26	86	138							
		11/00-		●		+ABS, FWD	<b>607-436</b>	45	38	27	59,5	99,5	34					13	2	
		00-04	L				+ABS, FWD, M/T	<b>655-693</b>	45	38			98			34		596		
		00-04	R				+ABS, FWD, M/T	<b>655-694</b>	45	38			98			34		618		
		11/00-	L				+ABS, A/T, Ch -8E5400000	<b>655-941</b>	45	38		-	98	-	-	34	-	517		
		11/00-	L/R				+ABS, A/T, Ch -8E4195500	<b>655-940</b>	45	38		-	98	-	-	34	-	-		
		11/00-	R				+ABS, A/T, Ch -8E5400000	<b>655-942</b>	45	38		-	98	-	-	34	-	485		
4.1 S4 quattro (253 kW) Eng. BBK		03-04		●		+ABS	<b>613-379</b>				27,3	96,5	109							
		03-04		●		+ABS	<b>607-551</b>	45	38	27	59,6	100	34,3					13	1	
<b>A4 II Cabrio (8H7) '02-</b>			L/R			NOTE	CIFAM ref.	ABS	A	B	C	D	E	F	H	I	L	M	Fig	
1.8 (125 kW) Eng. AMB		02-05	L			+ABS, FWD, M/T, Ch 8E4000001-	<b>655-693</b>	45	38			98			34		596			
		02-05	R			+ABS, FWD, M/T, Ch 8E4000001-	<b>655-694</b>	45	38			98			34		618			
1.8 T., quattro (120 kW) Eng. BFB		02-		●		+ABS, Exc. quattro	<b>613-301</b>				26	86	138							
		02-		●		+ABS, Only quattro	<b>613-299</b>				21	85	103							
		02-		●		+ABS, Exc. quattro	<b>607-436</b>	45	38	27	59,5	99,5	34						13	2
		02-		●		+ABS, Only quattro	<b>607-435</b>	45	38	33	59,4	87,9	34						13	1
2.0 (96 kW) Eng. ALT		04-		●		+ABS, Ch 8E1004665-	<b>613-299</b>				21	85	103							
		04-		●		+ABS, Ch -8E1004664	<b>613-301</b>				26	86	138							
		04-		●		+ABS, Ch 8E1004665-	<b>607-435</b>	45	38	33	59,4	87,9	34						13	1
		04-		●		+ABS, Ch -8E1004664	<b>607-436</b>	45	38	27	59,5	99,5	34						13	2



































<b>A4 II Cabrio (8H7) '02-</b>			L/R			NOTE	CIFAM ref.	ABS	A	B	C	D	E	F	H	I	L	M	Fig	
4.1 S4 quattro (253 kW) Eng. BBK		04-		●		+ABS	<b>613-379</b>				27,3	96,5	109							
		04-		●		+ABS	<b>607-551</b>	45	38	27	59,6	100	34,3					13	1	
		04-	L				+ABS	<b>655-693</b>	45	38			98			34		596		
		04-	R				+ABS	<b>655-694</b>	45	38			98			34		618		
<b>A4 III (8EC), Avant '04-'07</b>			L/R			NOTE	CIFAM ref.	ABS	A	B	C	D	E	F	H	I	L	M	Fig	
1.6 (75 kW) Eng. ALZ		04-		●		+ABS	<b>613-379</b>				27,3	96,5	109							
		04-		●		+ABS	<b>613-299</b>				21	85	103							
		04-		●			+ABS	<b>607-551</b>	45	38	27	59,6	100	34,3					13	1
		04-		●			+ABS	<b>607-435</b>	45	38	33	59,4	87,9	34					13	1
1.8 T, quattro (120 kW) Eng. BFB		04-		●		+ABS, FWD, M/T, Exc. Quattro	<b>613-379</b>				27,3	96,5	109							
		04-		●		+ABS, Only quattro	<b>613-299</b>				21	85	103							
		04-		●			+ABS, FWD, M/T, Exc. Quattro	<b>607-551</b>	45	38	27	59,6	100	34,3					13	1
		04-		●			+ABS, Only quattro	<b>607-435</b>	45	38	33	59,4	87,9	34					13	1
		04-07	L				+ABS, FWD, M/T	<b>655-693</b>	45	38			98			34		596		
		04-07	R				+ABS, FWD, M/T	<b>655-694</b>	45	38			98			34		618		
1.9 TDi (85 kW) Eng. BKE/ BRB		04-07		●		+ABS	<b>613-379</b>				27,3	96,5	109							
		04-07		●			+ABS	<b>607-551</b>	45	38	27	59,6	100	34,3					13	1
		04-07	L				+ABS, FWD, M/T	<b>655-693</b>	45	38			98			34		596		
		04-07	R				+ABS, FWD, M/T	<b>655-694</b>	45	38			98			34		618		
2.0 (96 kW) Eng. ALT		04-		●		+ABS	<b>613-299</b>				21	85	103							
		04-		●		+ABS	<b>607-435</b>	45	38	33	59,4	87,9	34					13	1	
2.0 FSi (125 kW) Eng. BPJ/ BYK		06-07		●		+ABS	<b>613-379</b>				27,3	96,5	109							
		06-07		●		+ABS	<b>607-551</b>	45	38	27	59,6	100	34,3					13	1	
2.0 TDi (100 kW) Eng. BNA/ BRF		04-07		●		+ABS	<b>613-379</b>				27,3	96,5	109							
		04-07		●		+ABS	<b>607-551</b>	45	38	27	59,6	100	34,3					13	1	
2.0 TDi (89 kW) Eng. BVG		05-06		●		+ABS	<b>613-379</b>				27,3	96,5	109							
		05-06		●		+ABS	<b>607-551</b>	45	38	27	59,6	100	34,3					13	1	
2.0 TDi (93 kW) Eng. BVF		05-07		●		+ABS	<b>613-379</b>				27,3	96,5	109							
		05-07		●		+ABS	<b>607-551</b>	45	38	27	59,6	100	34,3					13	1	





































































<b>A4 III (8EC), Avant '04-'07</b>			L/R			NOTE	CIFAM ref.	ABS	A	B	C	D	E	F	H	I	L	M	Fig	
3.0 TDi quattro (150 kW) Eng. BKN		04-		●		+ABS	<b>613-379</b>				27,3	96,5	109							
		04-		●		+ABS	<b>607-551</b>	45	38	27	59,6	100	34,3					13	1	
		04-07	L				+ABS, FWD, M/T	<b>655-693</b>	45	38			98			34			596	
		04-07	R				+ABS, FWD, M/T	<b>655-694</b>	45	38			98			34			618	
3.0 TDi quattro (171 kW) Eng. ASB		06-		●		+ABS	<b>613-379</b>				27,3	96,5	109							
		06-		●		+ABS	<b>607-551</b>	45	38	27	59,6	100	34,3					13	1	
		06-07	L				+ABS	<b>655-693</b>	45	38			98			34			596	
		06-07	R				+ABS	<b>655-694</b>	45	38			98			34			618	
3.0, quattro (Exc. Avant) (160 kW) Eng. BBJ		05-07		●		+ABS	<b>613-379</b>				27,3	96,5	109							
		05-07		●		+ABS	<b>607-551</b>	45	38	27	59,6	100	34,3					13	1	
		05-07	L				+ABS, FWD, M/T	<b>655-693</b>	45	38			98			34			596	
		05-07	R				+ABS, FWD, M/T	<b>655-694</b>	45	38			98			34			618	
3.2 FSI, quattro (188 kW) Eng. AUK		05-		●		+ABS, A/T	<b>613-379</b>				27,3	96,5	109							
		05-		●		+ABS, A/T	<b>607-551</b>	45	38	27	59,6	100	34,3					13	1	
RS4 quattro (309 kW) Eng. BNS		05-		●		+ABS, M/T	<b>613-379</b>				27,3	96,5	109							
		05-		●		+ABS, M/T	<b>607-551</b>	45	38	27	59,6	100	34,3					13	1	
S4 quattro (253 kW) Eng. BBK/ BHF		04-		●		+ABS	<b>613-379</b>				27,3	96,5	109							
		04-		●		+ABS	<b>607-551</b>	45	38	27	59,6	100	34,3					13	1	
<b>A4 IV (8K2, K5), Avant '07-</b>			L/R			NOTE	CIFAM ref.	ABS	A	B	C	D	E	F	H	I	L	M	Fig	
1.8 16v TFSI (88 kW) Eng. CABA/ CDHA		08-		●			<b>613-461</b>				27,3	96,5	109							
		08-		●			<b>607-688</b>		42	27	76,3	100	33,5					13a	1	
1.8 16v TFSI, quattro (118 kW) Eng. CABB/ CDHB/ CCUA		07-		●			<b>613-461</b>				27,3	96,5	109							
		07-		●		FWD, M/T+A/T, 6/7 Sp, Only quattro	<b>613-470</b>				21	85	103							
		07-		●				<b>607-688</b>		42	27	76,3	100	33,5					13a	1
		07-		●		FWD, M/T+A/T, 6/7 Sp, Only quattro	<b>607-697</b>		42	33	76,3	87,8	33,5						13a	1
2.0 TDi (100 kW) Eng. CAGB/ CJCB		07-		●			<b>613-461</b>				27,3	96,5	109							
		07-		●			<b>607-688</b>		42	27	76,3	100	33,5					13a	1	
2.0 TDi (120 kW) Eng. CAHB/ CGLD		08-		●			<b>613-461</b>				27,3	96,5	109							
		08-		●			<b>607-688</b>		42	27	76,3	100	33,5					13a	1	
2.0 TDi (88 kW) Eng. CAGC/ CJCC		08-		●			<b>613-461</b>				27,3	96,5	109							
		08-		●			<b>607-688</b>		42	27	76,3	100	33,5					13a	1	








































<b>A4 IV (8KH) Allroad '09-</b>			L/R			NOTE	CIFAM ref.	ABS	A	B	C	D	E	F	H	I	L	M	Fig	
2.0 TDi (105 kW) Eng. CAGA/ CJCA		09-		•		FWD	<b>613-470</b>				21	85	103							
		09-		•		FWD	<b>607-697</b>		42	33	76,3	87,8	33,5						13a	1
2.0 TDi (125 kW) Eng. CAHA		09-		•		FWD	<b>613-470</b>				21	85	103							
		09-		•		FWD	<b>607-697</b>		42	33	76,3	87,8	33,5						13a	1
2.0 TFSI (155 kW) Eng. CDNC/ CPMA		09-		•		FWD	<b>613-470</b>				21	85	103							
		09-		•		FWD	<b>607-697</b>		42	33	76,3	87,8	33,5						13a	1
3.0 TDi (176 kW) Eng. CAPA/ CCWA		09-		•			<b>613-461</b>				27,3	96,5	109							
		09-		•			<b>607-688</b>		42	27	76,3	100	33,5						13a	1
<b>A5 (8T3), Sportback '07-</b>			L/R			NOTE	CIFAM ref.	ABS	A	B	C	D	E	F	H	I	L	M	Fig	
1.8 16v TFSI, quattro, Coupe, Cabrio (125 kW) Eng. CABD/ CJEB		08-		•			<b>613-461</b>				27,3	96,5	109							
		08-		•			<b>607-688</b>		42	27	76,3	100	33,5						13a	1
1.8 TFSI, Cabrio (118 kW) Eng. CDHB		09-		•			<b>613-461</b>				27,3	96,5	109							
		09-		•			<b>607-688</b>		42	27	76,3	100	33,5						13a	1
2.0 TDi (100 kW) Eng. CAGB		09-		•			<b>613-461</b>				27,3	96,5	109							
		09-		•			<b>607-688</b>		42	27	76,3	100	33,5						13a	1
2.0 TDi (120 kW) Eng. CAHB/ CGLD		09-		•			<b>613-461</b>				27,3	96,5	109							
		09-		•			<b>607-688</b>		42	27	76,3	100	33,5						13a	1
2.0 TDi, Cabrio (105 kW) Eng. CAGA/ CMEA/ CJCA		09-		•			<b>613-461</b>				27,3	96,5	109							
		09-		•			<b>607-688</b>		42	27	76,3	100	33,5						13a	1
2.0 TDi, Coupe, Cabrio (125 kW) Eng. CAHA		09-		•		Exc. Quattro	<b>613-461</b>				27,3	96,5	109							
		09-		•		FWD, M/T+A/T, 6/7 Sp, Only quattro	<b>613-470</b>				21	85	103							
		09-		•		Exc. Quattro	<b>607-688</b>		42	27	76,3	100	33,5						13a	1
		09-		•		FWD, M/T+A/T, 6/7 Sp, Only quattro	<b>607-697</b>		42	33	76,3	87,8	33,5						13a	1
2.0 TFSi, Coupe (132 kW) Eng. CDNB/ CAEA		09-		•			<b>613-461</b>				27,3	96,5	109							
		09-		•			<b>607-688</b>		42	27	76,3	100	33,5						13a	1
2.0 TFSI, quattro, Coupe, Cabrio (155 kW) Eng. CDNC/ CAEB		08-		•		Exc. Quattro	<b>613-461</b>				27,3	96,5	109							
		08-		•		FWD, M/T+A/T, 6/7 Sp, Only quattro	<b>613-470</b>				21	85	103							
		08-		•		Exc. Quattro	<b>607-688</b>		42	27	76,3	100	33,5						13a	1
		08-		•		FWD, M/T+A/T, 6/7 Sp, Only quattro	<b>607-697</b>		42	33	76,3	87,8	33,5						13a	1
2.7 TDi (120 kW) Eng. CAMB/ CGKB		07-		•		M/T+A/T, 6Sp	<b>613-462</b>				30,5	104	125							
		07-		•		M/T+A/T, 6Sp	<b>607-689</b>		42	29	76,3	106	33,5						13a	1
























<b>A5 (8T3), Sportback '07-</b>			L/R			NOTE	CIFAM ref.	ABS	A	B	C	D	E	F	H	I	L	M	Fig		
2.7 TDi (140 kW) Eng. CGKA		09-		●			613-462				30,5	104	125								
		09-		●			607-689		42	29	76,3	106	33,5						13a	1	
2.7 V6 TDi, Coupe, Cabrio (140 kW) Eng. CAMA		07-		●		M/T+A/T, 6Sp	613-462				30,5	104	125								
		07-		●		M/T+A/T, 6Sp	607-689		42	29	76,3	106	33,5						13a	1	
3.0 TDi quattro (155 kW) Eng. CCWB		08-		●		Only quattro	613-461				27,3	96,5	109								
		08-		●		Only quattro	607-688		42	27	76,3	100	33,5						13a	1	
3.0 TDi quattro (176 kW) Eng. CCWA		09-		●		Only quattro	613-461				27,3	96,5	109								
		09-		●		Only quattro	607-688		42	27	76,3	100	33,5						13a	1	
3.0 TDi quattro, Coupe (176 kW) Eng. CAPA		07-		●		Only quattro	613-461				27,3	96,5	109								
		07-		●		Only quattro	607-688		42	27	76,3	100	33,5						13a	1	
3.2 V6 FSI, quattro, Coupe, Cabrio (195 kW) Eng. CALA		07-		●		Exc. Quattro	613-461				27,3	96,5	109								
		07-		●		FWD, M/T+A/T, 6/7 Sp, Only quattro	613-470				21	85	103								
		07-		●		Exc. Quattro	607-688		42	27	76,3	100	33,5							13a	1
		07-		●		FWD, M/T+A/T, 6/7 Sp, Only quattro	607-697		42	33	76,3	87,8	33,5							13a	1
S5 3.0 V6 TFSI quattro Cabrio, Coupe (245 kW) Eng. CAKA/ CGWC/ CGXC		09-		●			613-461				27,3	96,5	109								
		09-		●			607-688		42	27	76,3	100	33,5						13a	1	
S5 4.2 V8 quattro (260 kW) Eng. CAUA		07-		●			613-461				27,3	96,5	109								
		07-		●			607-688		42	27	76,3	100	33,5						13a	1	
<b>A6 I (4A, C4), Avant '94-'97</b>			L/R			NOTE	CIFAM ref.	ABS	A	B	C	D	E	F	H	I	L	M	Fig		
1.8, quattro (92 kW) Eng. ADR		95-2/97		●		+ABS, M/T	613-117				22	80	83								
		95-2/97		●		+ABS, M/T	607-140		45	38	30	59,4	90	34					13	2	
1.9 TDi (66 kW) Eng. 1Z		6/94-2/97		●		+ABS, Eng. 1Z	613-117				22	80	83								
		6/94-2/97		●		+ABS, Eng. 1Z	607-140		45	38	30	59,4	90	34					13	2	
1.9 TDi (66 kW) Eng. AHU		6/94-2/97		●		+ABS, Eng. 1Z	613-117				22	80	83								
		6/94-2/97		●		+ABS, Eng. 1Z	607-140		45	38	30	59,4	90	34					13	2	
2.0 (74 kW) Eng. AAE		6/94-2/97		●		+ABS, M/T+A/T, Ch 4AS000001-	613-117				22	80	83								
		6/94-2/97		●		+ABS, M/T, Ch 4AS000001-	614-012				24	107,5	120								
		6/94-2/97		●		+ABS, M/T+A/T, Ch 4AS000001-	607-140		45	38	30	59,4	90	34					13	2	
		6/94-2/97		●		+ABS, M/T, Ch 4AS000001-	617-014				28	108									
		94-97	L				+ABS, A/T	655-771		45	38		88	108		34			507	s15	
94-97		R				+ABS, A/T	655-684		45	38		88	130	41	34			614	s15		

<b>A6 I (4A, C4), Avant '94-'97</b>			L/R			NOTE	CIFAM ref.	ABS	A	B	C	D	E	F	H	I	L	M	Fig	
2.0 (85 kW) Eng. ABK		6/94-2/97		●		+ABS, M/T+A/T, Ch 4AS000001-	<b>613-117</b>				22	80	83							
		6/94-2/97		●		+ABS, M/T, Ch 4AS000001-	<b>614-012</b>				24	107,5	120							
		6/94-2/97		●		+ABS, M/T+A/T, Ch 4AS000001-	<b>607-140</b>	45	38	30	59,4	90	34					13	2	
		6/94-2/97		●		+ABS, M/T, Ch 4AS000001-	<b>617-014</b>			28		108								
		94-97	L			+ABS, A/T	<b>655-771</b>	45	38			88	108		34			507	s15	
		94-97	R			+ABS, A/T	<b>655-684</b>	45	38			88	130	41	34			614	s15	
2.0 16v (103 kW) Eng. ACE		6/94-2/97		●		+ABS, M/T+A/T, Ch 4AS000001-	<b>613-117</b>				22	80	83							
		6/94-2/97		●		+ABS, M/T, Ch 4AS000001-	<b>614-012</b>				24	107,5	120							
		6/94-2/97		●		+ABS, M/T+A/T, Ch 4AS000001-	<b>607-140</b>	45	38	30	59,4	90	34					13	2	
		6/94-2/97		●		+ABS, M/T, Ch 4AS000001-	<b>617-014</b>			28		108								
		94-97	L			+ABS, A/T	<b>655-771</b>	45	38			88	108		34			507	s15	
		94-97	R			+ABS, A/T	<b>655-684</b>	45	38			88	130	41	34			614	s15	
2.0 16v quattro (103 kW) Eng. ACE		6/94-2/97		●		+ABS, FWD, M/T, Ch 4AS000001-	<b>613-117</b>				22	80	83							
		6/94-2/97		●		+ABS, RWD, M/T+A/T	<b>613-100</b>				22	83	79							
		6/94-2/97		●		FWD, M/T, Ch 4AS000001-	<b>614-011</b>				24	100	115							
		6/94-2/97		●		RWD, M/T+A/T	<b>614-012</b>				24	107,5	120							
		6/94-2/97		●		+ABS, FWD, M/T, Ch 4AS000001-	<b>607-140</b>	45	38	30	59,4	90	34					13	2	
		6/94-2/97		●		+ABS, RWD, M/T+A/T	<b>607-121</b>	45	38	25	59,6	90	34					13	3	
		6/94-2/97		●		FWD, M/T, Ch 4AS000001-	<b>617-012</b>			33		100								
		6/94-2/97		●		RWD, M/T+A/T	<b>617-014</b>			28		108								
2.2 S6 T. quattro (169 kW) Eng. AAN		6/94-2/97		●		+ABS, FWD, M/T+A/T, Ch 4AS000001-	<b>613-144</b>				24	90	90							
		6/94-2/97		●		+ABS, RWD, A/T	<b>613-100</b>				22	83	79							
		6/94-2/97		●		+ABS, 4WD, M/T+A/T, Ch 4AS000001-	<b>614-012</b>				24	107,5	120							
		6/94-2/97		●		+ABS, FWD, M/T+A/T, Ch 4AS000001-	<b>607-174</b>	45	38	27	59,6	98	34					13	2	
		6/94-2/97		●		+ABS, RWD, A/T	<b>607-121</b>	45	38	25	59,6	90	34					13	3	
		6/94-2/97		●		+ABS, FWD, M/T, Ch 4AS000001-	<b>617-014</b>			28		108								
2.3, quattro (98 kW) Eng. AAR		6/94-12/95		●		+ABS, M/T, Ch 4AS000001-	<b>613-117</b>				22	80	83							
		6/94-12/95		●		+ABS, M/T, Ch 4AS000001-	<b>614-012</b>				24	107,5	120							
		6/94-12/95		●		+ABS, M/T, Ch 4AS000001-	<b>607-140</b>	45	38	30	59,4	90	34					13	2	
		6/94-12/95		●		+ABS, M/T, Ch 4AS000001-	<b>617-014</b>			28		108								
































<b>A6 I (4A, C4), Avant '94-'97</b>			L/R			NOTE	CIFAM ref.	ABS	A	B	C	D	E	F	H	I	L	M	Fig	
4.2 S6 quattro (213 kW) Eng. AEC		6/94-2/97		●		+ABS, FWD, Ch 4AS000001-	<b>613-144</b>				24	90	90							
		6/94-2/97			●	+ABS, 4WD, M/T+A/T, Ch 4AS000001-	<b>614-012</b>				24	107,5	120							
		6/94-2/97		●		+ABS, FWD, Ch 4AS000001-	<b>607-174</b>	45	38	27	59,6	98	34					13	2	
		6/94-2/97			●	+ABS, FWD, M/T, Ch 4AS000001-	<b>617-014</b>			28		108								
		6/94-2/97			●	+ABS, RWD, M/T+A/T, Ch 4AS000001-	<b>617-014</b>			28		108								
<b>A6 II (4B, C5), Avant '97-'05</b>			L/R			NOTE	CIFAM ref.	ABS	A	B	C	D	E	F	H	I	L	M	Fig	
1.8 (85 kW) Eng. AFY		97-		●		+ABS	<b>613-178</b>				21	85	103							
		97-		●		+ABS	<b>607-239</b>	45	33	30	53	87,9	30					13	2	
1.8 (92 kW) Eng. AJP/ AQE/ ARH/ ANQ		97-		●		+ABS, Exc. Tiptronic	<b>613-178</b>				21	85	103							
		97-			●		<b>614-012</b>				24	107,5	120							
		97-		●		+ABS, Exc. Tiptronic	<b>607-239</b>	45	33	30	53	87,9	30					13	2	
		97-			●		<b>617-014</b>			28		108								
1.8 T. (110 kW) Eng. AEB/ ANB/ APU/ AWL		97-		●		+ABS, Exc. Tiptronic	<b>613-178</b>				21	85	103							
		97-		●		+ABS, A/T, Incl. Tiptronic	<b>613-259</b>				21	85	103							
		97-			●		<b>614-012</b>				24	107,5	120							
		97-		●		+ABS, Exc. Tiptronic	<b>607-239</b>	45	33	30	53	87,9	30					13	2	
		97-		●		+ABS, A/T, Incl. Tiptronic	<b>607-377</b>	45	38	30	59,6	87,9	34					13	2	
		97-			●		<b>617-014</b>			28		108								
1.8 T. (110 kW) Eng. AWT		97-		●		+ABS, Exc. Tiptronic	<b>613-178</b>				21	85	103							
		97-		●		+ABS, A/T, Incl. Tiptronic	<b>613-259</b>				21	85	103							
		97-			●		<b>614-012</b>				24	107,5	120							
		97-		●		+ABS, Exc. Tiptronic	<b>607-239</b>	45	33	30	53	87,9	30					13	2	
		97-		●		+ABS, A/T, Incl. Tiptronic	<b>607-377</b>	45	38	30	59,6	87,9	34					13	2	
		97-			●		<b>617-014</b>			28		108								
1.8 T. (132 kW) Eng. AJL		97-		●		+ABS, M/T, G.Box:PR-T6V/PR-MQ6/D1B/M9L/PR-T5Z	<b>613-178</b>				21	85	103							
		97-		●		+ABS, A/T, G.Box:PR-T8B	<b>613-259</b>				21	85	103							
		97-		●		+ABS, M/T, G.Box:PR-T7F/T7T/T6T/T4N/T1R/T5T/T7Z	<b>613-196</b>				24	90	90							
		97-		●		+ABS, M/T, G.Box:PR-T6V/PR-MQ6/D1B/M9L/PR-T5Z	<b>607-239</b>	45	33	30	53	87,9	30					13	2	
		97-		●		+ABS, A/T, G.Box:PR-T8B	<b>607-377</b>	45	38	30	59,6	87,9	34					13	2	
		97-		●		+ABS, M/T, G.Box:PR-T7F/T7T/T6T/T4N/T1R/T5T/T7Z	<b>607-267</b>	45	38	27	59,5	98	34					13	2	

<b>A6 II (4B, C5), Avant '97-'05</b>			L/R			NOTE	CIFAM ref.	ABS	A	B	C	D	E	F	H	I	L	M	Fig	
1.8 T. quattro (110 kW) Eng. AEB/ ANB/ APU/ ARK		97-		●		+ABS	<b>613-178</b>				21	85	103							
		97-		●		+ABS	<b>607-239</b>	45	33	30	53	87,9	30					13	2	
1.8 T. quattro (110 kW) Eng. AWT		97-		●		+ABS	<b>613-178</b>				21	85	103							
		97-		●		+ABS	<b>607-239</b>	45	33	30	53	87,9	30					13	2	
1.8 T. quattro (132 kW) Eng. AJL		97-		●		+ABS, M/T, G.Box:PR-T6V/PR-MQ6/D1B/M9L/PR-T5Z	<b>613-178</b>				21	85	103							
		97-		●		+ABS, A/T, G.Box:PR-T8B	<b>613-259</b>				21	85	103							
		97-		●		+ABS, M/T, G.Box:PR-T7F/T7T/T6T/T4N/T1R/T5T/T7Z	<b>613-196</b>				24	90	90							
		97-		●		+ABS, M/T, G.Box:PR-T6V/PR-MQ6/D1B/M9L/PR-T5Z	<b>607-239</b>	45	33	30	53	87,9	30						13	2
		97-		●		+ABS, A/T, G.Box:PR-T8B	<b>607-377</b>	45	38	30	59,6	87,9	34						13	2
		97-		●		+ABS, M/T, G.Box:PR-T7F/T7T/T6T/T4N/T1R/T5T/T7Z	<b>607-267</b>	45	38	27	59,5	98	34						13	2
1.9 TDi (81 kW) Eng. AFN		2/97-		●		+ABS	<b>613-196</b>				24	90	90							
		2/97-		●		+ABS	<b>607-267</b>	45	38	27	59,5	98	34					13	2	
		97-01	L			+ABS, M/T	<b>655-695</b>	45	38			98				34		624		
		97-01	R			+ABS, M/T	<b>655-696</b>	45	38			98				34		645		
1.9 TDi (85 kW) Eng. AJM		00-05		●		+ABS, A/T, Cod. ID PR T0F	<b>613-299</b>				21	85	103							
		00-05		●		+ABS, M/T+A/T, Cod. ID PR T5T, T1K	<b>613-300</b>				24	90	90							
		00-05		●		+ABS, M/T+A/T, Cod. ID PR T9J, T15, T7T, T0F, T5T, T1K ONLY 5Speed, T6V	<b>613-196</b>				24	90	90							
		00-05		●		+ABS, A/T, Cod. ID PR T0F	<b>607-435</b>	45	38	33	59,4	87,9	34						13	1
		00-05		●		+ABS, A/T, Cod. ID PR T5T, T1K ONLY 5Speed, T6V, T15, T7T, T9J	<b>607-267</b>	45	38	27	59,5	98	34						13	2
		00-05		●		+ABS, M/T, Cod. ID PR T9J, T15, T7T, T0F	<b>607-267</b>	45	38	27	59,5	98	34						13	2
		00-05		●		+ABS, M/T+A/T, Cod. ID PR T5T, T1K	<b>607-441</b>	45	38	27	59,5	99,5	34						13	2
1.9 TDi (96 kW) Eng. AVF/ AWX		01-		●		+ABS, Eng. AVF	<b>613-300</b>				24	90	90							
		01-		●		+ABS, Eng. AVF	<b>607-441</b>	45	38	27	59,5	99,5	34					13	2	
2.4 (100 kW) Eng. ALW/ ARN/ ASM		98-05		●		+ABS	<b>613-196</b>				24	90	90							
		98-05		●		+ABS	<b>607-267</b>	45	38	27	59,5	98	34					13	2	
2.4 (121 kW) Eng. AGA/ ALF/ AML/ APS/ ARJ		2/97-		●		+ABS	<b>613-196</b>				24	90	90							
		2/97-		●		+ABS	<b>607-267</b>	45	38	27	59,5	98	34					13	2	
		97-05	L			+ABS, M/T	<b>655-695</b>	45	38			98				34		624		
		97-05	R			+ABS, M/T	<b>655-696</b>	45	38			98				34		645		
2.4 quattro (121 kW) Eng. AGA/ ALF/ AML/ APS/ ARJ		2/97-		●		+ABS, FWD	<b>613-196</b>				24	90	90							
		2/97-		●		+ABS, FWD	<b>607-267</b>	45	38	27	59,5	98	34					13	2	


































<b>A6 II (4B, C5), Avant '97-'05</b>		L/R			NOTE	CIFAM ref.	ABS	A	B	C	D	E	F	H	I	L	M	Fig	
2.4, quattro (115 kW) Eng. APC		2/97-		●	+ABS	<b>613-196</b>				24	90	90							
		2/97-		●	+ABS	<b>607-267</b>	45	38	27	59,5	98	34					13	2	
		97-05	L			+ABS, FWD, M/T	<b>655-695</b>	45	38			98			34		624		
		97-05	R			+ABS, FWD, M/T	<b>655-696</b>	45	38			98			34		645		
2.4, quattro (125 kW) Eng. BDV		01-		●	+ABS	<b>613-196</b>				24	90	90							
		01-		●	+ABS	<b>607-267</b>	45	38	27	59,5	98	34					13	2	
2.5 TDi (110 kW) Eng. AFB/ AKN		97-		●	+ABS, A/T, G.Box:PRT6V	<b>613-196</b>				24	90	90							
		97-		●	+ABS, A/T, G.Box:PRT8B	<b>613-259</b>				21	85	103							
		97-		●	+ABS, M/T	<b>613-178</b>				21	85	103							
		97-		●	+ABS, A/T, G.Box:PRT6V	<b>607-267</b>	45	38	27	59,5	98	34						13	2
		97-		●	+ABS, A/T, G.Box:PRT8B	<b>607-377</b>	45	38	30	59,6	87,9	34						13	2
		97-		●	+ABS, M/T	<b>607-239</b>	45	33	30	53	87,9	30						13	2
		97-	L			+ABS, A/T	<b>655-691</b>	45	38			98	130		34		551	s15	
		97-	R			+ABS, A/T	<b>655-692</b>	45	38			98	130		34		523	s15	
		97-05	L			+ABS, M/T	<b>655-695</b>	45	38			98			34		624		
		97-05	R			+ABS, M/T	<b>655-696</b>	45	38			98			34		645		
2.5 TDi (114 kW) Eng. AYM		01-		●	+ABS, A/T, Tiptronic	<b>613-196</b>				24	90	90							
		01-		●	+ABS, M/T+A/T, Multitronic	<b>613-300</b>				24	90	90							
		01-		●	+ABS, A/T, Tiptronic	<b>607-267</b>	45	38	27	59,5	98	34						13	2
		01-		●	+ABS, M/T+A/T, Multitronic	<b>607-441</b>	45	38	27	59,5	99,5	34						13	2
2.5 TDi (120 kW) Eng. BCZ/ BDG/ BFC		02-		●	+ABS	<b>613-196</b>				24	90	90							
		02-		●	+ABS	<b>607-267</b>	45	38	27	59,5	98	34					13	2	
		7/02-5/05	L/R		+ABS, A/T	<b>655-943</b>	45	38		-	98	-	-	34	-	541			
2.5 TDi (132 kW) Eng. AKE/ BAU/ BDH/ BND		00-05		●	+ABS	<b>613-196</b>				24	90	90							
		00-05		●	+ABS	<b>607-267</b>	45	38	27	59,5	98	34					13	2	
		00-	L			+ABS, A/T	<b>655-691</b>	45	38			98	130		34		551	s15	
		00-	R			+ABS, A/T	<b>655-692</b>	45	38			98	130		34		523	s15	
		00-05	L			+ABS, M/T	<b>655-695</b>	45	38			98			34		624		
		00-05	R			+ABS, M/T	<b>655-696</b>	45	38			98			34		645		
2.5 TDi quattro (110 kW) Eng. AFB/ AKN		7/97-		●	+ABS, FWD	<b>613-196</b>				24	90	90							
		7/97-		●	+ABS, FWD	<b>607-267</b>	45	38	27	59,5	98	34					13	2	
2.5 TDi quattro (132 kW) Eng. AKE/ BAU/ BDH		00-		●	+ABS, M/T+A/T	<b>613-196</b>				24	90	90							
		00-		●	+ABS, M/T+A/T	<b>607-267</b>	45	38	27	59,5	98	34					13	2	







































<b>A6 III (4F2), Avant '04-'11</b>			L/R			NOTE	CIFAM ref.	ABS	A	B	C	D	E	F	H	I	L	M	Fig	
2.0 TDi (100 kW) Eng. BNA/ BRF/ CAGB		05-		•			<b>613-379</b>				27,3	96,5	109							
		05-		•			<b>607-552</b>		38	27	59,5	100	34						13	1
2.0 TDi (103 kW) Eng. BLB/ BRE		04-		•			<b>613-379</b>				27,3	96,5	109							
		04-		•			<b>607-552</b>		38	27	59,5	100	34						13	1
2.0 TDi (125 kW) Eng. CAHA		08-		•			<b>613-379</b>				27,3	96,5	109							
		08-		•			<b>607-552</b>		38	27	59,5	100	34						13	1
2.0 TDi (89 kW) Eng. BVG		05-		•			<b>613-379</b>				27,3	96,5	109							
		05-		•			<b>607-552</b>		38	27	59,5	100	34						13	1
2.0 TFSI (125 kW) Eng. BPJ		05-		•			<b>613-379</b>				27,3	96,5	109							
		05-		•			<b>607-552</b>		38	27	59,5	100	34						13	1
2.4, quattro (130 kW) Eng. BDW		04-		•		Exc. Quattro	<b>613-379</b>				27,3	96,5	109							
		04-		•		FWD, Only quattro	<b>613-468</b>				27,3	96,5	109							
		04-		•		Exc. Quattro	<b>607-552</b>		38	27	59,5	100	34						13	1
		04-		•		FWD, Only quattro	<b>607-695</b>		38	27	59,5	100	34						13	1
2.7 TDi V6 (140 kW) Eng. CANA/ CANS		08-		•			<b>613-517</b>				30,5	104	125							
		08-		•			<b>607-660</b>		38	29	59,5	106	34						13a	1
2.7 TDi, quattro (120 kW) Eng. BSG/ CANB/ CAND		04-		•		Exc. quattro	<b>613-517</b>				30,5	104	125							
		04-		•		FWD, Only quattro	<b>613-468</b>				27,3	96,5	109							
		04-		•		Exc. quattro	<b>607-660</b>		38	29	59,5	106	34						13a	1
		04-		•		FWD, Only quattro	<b>607-695</b>		38	27	59,5	100	34						13	1
2.7 TDi, quattro (132 kW) Eng. BPP		04-		•		Exc. quattro	<b>613-517</b>				30,5	104	125							
		04-		•		FWD, Only quattro	<b>613-468</b>				27,3	96,5	109							
		04-		•		Exc. quattro	<b>607-660</b>		38	29	59,5	106	34						13a	1
		04-		•		FWD, Only quattro	<b>607-695</b>		38	27	59,5	100	34						13	1
2.8 V6 FSi (140 kW) Eng. CCDA		08-		•			<b>613-379</b>				27,3	96,5	109							
		08-		•			<b>607-552</b>		38	27	59,5	100	34						13	1
2.8 V6 FSi (162 kW) Eng. CCEA		08-		•			<b>613-379</b>				27,3	96,5	109							
		08-		•			<b>607-552</b>		38	27	59,5	100	34						13	1
2.8 V6 FSi, quattro (154 kW) Eng. BDX		07-		•			<b>613-379</b>				27,3	96,5	109							
		07-		•			<b>607-552</b>		38	27	59,5	100	34						13	1
3.0 TDi quattro (155 kW) Eng. BNG/ CDYB		04-		•		FWD, Only quattro	<b>613-468</b>				27,3	96,5	109							
		04-		•		FWD, Only quattro	<b>607-695</b>		38	27	59,5	100	34						13	1


































<b>A6 III Allroad (4FH) '06-'11</b>		L/R			NOTE	CIFAM ref.	ABS	A	B	C	D	E	F	H	I	L	M	Fig	
2.0 16v TFSi (125 kW) Eng. BPJ/ BYK		08-	•			<b>613-379</b>				27,3	96,5	109							
		08-	•			<b>607-552</b>	38	27	59,5	100	34						13	1	
2.0 TDi (100 kW) Eng. BNA/ BRF		08-	•			<b>613-379</b>				27,3	96,5	109							
		08-	•			<b>607-552</b>	38	27	59,5	100	34						13	1	
2.7 TDi quattro (120 kW) Eng. BSG		06-	•		FWD	<b>613-468</b>				27,3	96,5	109							
		06-	•		FWD	<b>607-695</b>	38	27	59,5	100	34						13	1	
2.7 TDi V6 quattro (132 kW) Eng. BPP		05-	•		FWD	<b>613-468</b>				27,3	96,5	109							
		05-	•		FWD	<b>607-695</b>	38	27	59,5	100	34						13	1	
2.7 TDi V6 quattro (140 kW) Eng. CAMA/ CANA/ CANC		08-	•			<b>613-517</b>				30,5	104	125							
		08-	•			<b>607-660</b>	38	29	59,5	106	34						13a	1	
2.8 V6 FSi (140 kW) Eng. CCDA		08-	•			<b>613-379</b>				27,3	96,5	109							
		08-	•			<b>607-552</b>	38	27	59,5	100	34						13	1	
2.8 V6 FSi (162 kW) Eng. CCEA		08-	•			<b>613-379</b>				27,3	96,5	109							
		08-	•			<b>607-552</b>	38	27	59,5	100	34						13	1	
2.8 V6 FSi, quattro (155 kW) Eng. BDX		07-	•			<b>613-379</b>				27,3	96,5	109							
		07-	•			<b>607-552</b>	38	27	59,5	100	34						13	1	
3.0 TDi quattro (155 kW) Eng. BNG/ CDYB		06-	•			<b>613-468</b>				27,3	96,5	109							
		06-	•			<b>607-695</b>	38	27	59,5	100	34						13	1	
3.0 TDi V6 quattro (171 kW) Eng. ASB		06-	•		FWD	<b>613-468</b>				27,3	96,5	109							
		06-	•		FWD	<b>607-695</b>	38	27	59,5	100	34						13	1	
3.0 TDi V6 quattro (176 kW) Eng. CDYA		08-	•			<b>613-379</b>				27,3	96,5	109							
		08-	•			<b>607-552</b>	38	27	59,5	100	34						13	1	
3.0 V6 TFSi quattro (213 kW) Eng. CAJA		08-	•		FWD	<b>613-468</b>				27,3	96,5	109							
		08-	•		FWD	<b>607-695</b>	38	27	59,5	100	34						13	1	
3.2 V6 FSi quattro (188 kW) Eng. AUK		06-	•		FWD	<b>613-468</b>				27,3	96,5	109							
		06-	•		FWD	<b>607-695</b>	38	27	59,5	100	34						13	1	
4.2 V8 FSi quattro (257 kW) Eng. BVJ		06-	•		FWD	<b>613-468</b>				27,3	96,5	109							
		06-	•		FWD	<b>607-695</b>	38	27	59,5	100	34						13	1	
5.2 V10 quattro (320 kW) Eng. BXA		08-	•		FWD	<b>613-468</b>				27,3	96,5	109							
		08-	•		FWD	<b>607-695</b>	38	27	59,5	100	34						13	1	































<b>A6 IV (4G2, 5), Avant '11-</b>			L/R			NOTE	CIFAM ref.	ABS	A	B	C	D	E	F	H	I	L	M	Fig	
2.0 TDi (130 kW) Eng. CGLC/ CMGB		11-		●		M/T+A/T	<b>613-462</b>				30,5	104	125							
		11-		●		M/T+A/T	<b>607-689</b>		42	29	76,3	106	33,5						13a	1
2.0 TFSi hybrid (155 kW) Eng. CHJA		11-		●			<b>613-462</b>				30,5	104	125							
		11-		●			<b>607-689</b>		42	29	76,3	106	33,5						13a	1
2.8 FSi, quattro (150 kW) Eng. CHVA		11-		●			<b>613-461</b>				27,3	96,5	109							
		11-		●			<b>607-688</b>		42	27	76,3	100	33,5						13a	1
<b>A8 I (4D2, 4D8) '94-'02</b>			L/R			NOTE	CIFAM ref.	ABS	A	B	C	D	E	F	H	I	L	M	Fig	
2.5 TDi, quattro (110 kW) Eng. AFB		97-		●		+ABS	<b>613-196</b>				24	90	90							
		97-		●		+ABS	<b>607-267</b>	45	38	27	59,5	98	34						13	2
2.5 TDi, quattro (110 kW) Eng. AKN		97-		●		+ABS	<b>613-196</b>				24	90	90							
		97-		●		+ABS	<b>607-267</b>	45	38	27	59,5	98	34						13	2
2.5 TDi, quattro (132 kW) Eng. AKE		00-02		●		+ABS	<b>613-196</b>				24	90	90							
		00-02		●		+ABS	<b>607-267</b>	45	38	27	59,5	98	34						13	2
2.8 (120 kW) Eng. AEJ		95-96		●		+ABS, M/T+A/T	<b>613-196</b>				24	90	90							
		95-96		●		+ABS, M/T+A/T	<b>607-267</b>	45	38	27	59,5	98	34						13	2
2.8, quattro (128 kW) Eng. AAH		94-		●		+ABS	<b>613-196</b>				24	90	90							
		94-		●		+ABS	<b>607-267</b>	45	38	27	59,5	98	34						13	2
2.8, quattro (142 kW) Eng. ACK/ ALG/ AMX/ APR/ AQD		96-		●		+ABS	<b>613-196</b>				24	90	90							
		96-		●		+ABS	<b>607-267</b>	45	38	27	59,5	98	34						13	2
3.3 TDi quattro (165 kW) Eng. AKF		00-02		●		+ABS	<b>613-196</b>				24	90	90							
		00-02		●		+ABS	<b>607-267</b>	45	38	27	59,5	98	34						13	2
3.7, quattro (169 kW) Eng. AEW/ AKJ		95-98		●		+ABS	<b>613-196</b>				24	90	90							
		95-98		●		+ABS	<b>607-267</b>	45	38	27	59,5	98	34						13	2
3.7, quattro (191 kW) Eng. AKC/ AQG		98-02		●		+ABS	<b>613-196</b>				24	90	90							
		98-02		●		+ABS	<b>607-267</b>	45	38	27	59,5	98	34						13	2
4.2 quattro (220 kW) Eng. ABZ/ AKG		3/94-11/98		●		+ABS, FWD+RWD, A/T	<b>613-196</b>				24	90	90							
		3/94-11/98		●		+ABS, FWD+RWD, A/T	<b>607-267</b>	45	38	27	59,5	98	34						13	2
4.2 S8 quattro (250 kW) Eng. AHC/ AKH		96-99		●		+ABS	<b>613-196</b>				24	90	90							
		96-99		●		+ABS	<b>607-267</b>	45	38	27	59,5	98	34						13	2




























<b>A8 II (4E) '02-'10</b>			L/R			NOTE	CIFAM ref.	ABS	A	B	C	D	E	F	H	I	L	M	Fig
3.0 (160 kW) Eng. BBJ		03-10		•		FWD	<b>613-468</b>				27,3	96,5	109						
		03-10		•		FWD	<b>607-695</b>		38	27	59,5	100	34					13	1
3.0 TDi quattro (155 kW) Eng. BNG		03-10		•		FWD	<b>613-468</b>				27,3	96,5	109						
		03-10		•		FWD	<b>607-695</b>		38	27	59,5	100	34					13	1
3.0 TDi quattro (171 kW) Eng. ASB		03-10		•		FWD	<b>613-468</b>				27,3	96,5	109						
		03-10		•		FWD	<b>607-695</b>		38	27	59,5	100	34					13	1
3.0, Long quattro (162 kW) Eng. ASN		03-10		•		FWD	<b>613-468</b>				27,3	96,5	109						
		03-10		•		FWD	<b>607-695</b>		38	27	59,5	100	34					13	1
3.2 FSI, quattro (191 kW) Eng. BPK		05-		•			<b>613-379</b>				27,3	96,5	109						
		05-		•			<b>607-552</b>		38	27	59,5	100	34					13	1
3.7 quattro (206 kW) Eng. BFL		02-10		•		FWD	<b>613-468</b>				27,3	96,5	109						
		02-10		•		FWD	<b>607-695</b>		38	27	59,5	100	34					13	1
4.0 TDi quattro (202 kW) Eng. ASE		02-10		•		FWD	<b>613-468</b>				27,3	96,5	109						
		02-10		•		FWD	<b>607-695</b>		38	27	59,5	100	34					13	1
4.2 FSI quattro (257 kW) Eng. BVJ		06-10		•		FWD	<b>613-468</b>				27,3	96,5	109						
		06-10		•		FWD	<b>607-695</b>		38	27	59,5	100	34					13	1
4.2 quattro (246 kW) Eng. BFM		02-10		•		FWD	<b>613-468</b>				27,3	96,5	109						
		02-10		•		FWD	<b>607-695</b>		38	27	59,5	100	34					13	1
4.2 TDi quattro (235 kW) Eng. BMC		05-10		•		FWD	<b>613-468</b>				27,3	96,5	109						
		05-10		•		FWD	<b>607-695</b>		38	27	59,5	100	34					13	1
4.2 TDi quattro (240 kW) Eng. BVN		05-10		•		FWD	<b>613-468</b>				27,3	96,5	109						
		05-10		•		FWD	<b>607-695</b>		38	27	59,5	100	34					13	1
6.0 W12 quattro (331 kW) Eng. BHT		03-10		•		FWD	<b>613-468</b>				27,3	96,5	109						
		03-10		•		FWD	<b>607-695</b>		38	27	59,5	100	34					13	1
S8 quattro (331 kW) Eng. BSM		06-10		•		FWD	<b>613-468</b>				27,3	96,5	109						
		06-10		•		FWD	<b>607-695</b>		38	27	59,5	100	34					13	1
<b>A8 III (4H) '10-</b>			L/R			NOTE	CIFAM ref.	ABS	A	B	C	D	E	F	H	I	L	M	Fig
3.0 TDi (150 kW) Eng. CLAB		11-		•			<b>613-462</b>				30,5	104	125						
		11-		•			<b>607-689</b>		42	29	76,3	106	33,5					13a	1




































































Coupe I (81, 85) '80-'88					NOTE	CIFAM ref.	ABS	A	B	C	D	E	F	H	I	L	M	Fig	
1.8 GT (65 kW) Eng. SF		86-88	●		M/T+A/T, Ch 85D019465-85J020000	613-035				20	68	80							
		86-88		●	M/T+A/T, Ch 85D019465-85J020000	614-005				21	94	97							
		86-88	●		M/T+A/T, Ch 85D019465-85J020000	607-096		22	30	51	81	48						11	2
		86-88		●	M/T+A/T, Ch 85D019465-85J020000	617-004			33		94								
1.8 GT (66 kW) Eng. DS/ JV		82-88	●		M/T+A/T, Ch 85D019465-85J020000	613-035				20	68	80							
		82-88		●	M/T+A/T, Ch 85D019465-85J020000	614-005				21	94	97							
		82-88	●		M/T+A/T, Ch 85D019465-85J020000	607-096		22	30	51	81	48						11	2
		82-88		●	M/T+A/T, Ch 85D019465-85J020000	617-004			33		94								
1.8 GT (68 kW) Eng. JN		8/81-10/88	●		M/T+A/T, Ch 85D019465-85J020000	613-035				20	68	80							
		8/81-10/88		●	M/T+A/T, Ch 85D019465-85J020000	614-005				21	94	97							
		8/81-10/88	●		M/T+A/T, Ch 85D019465-85J020000	607-096		22	30	51	81	48						11	2
		8/81-10/88		●	M/T+A/T, Ch 85D019465-85J020000	617-004			33		94								
1.8 GT (79 kW) Eng. PV		86-87	●		M/T, Ch 85H000001-85J010000	613-048				22	83	79							
		86-87	●		M/T, Ch 85H000001-85J010000	607-050		22	30	51	90	49						11	2
		86-87		●	M/T, Ch 85H000001-85J010000	617-010			33		100								
1.8 GT, quattro (82 kW) Eng. DZ		84-88	●		M/T, Ch 85H000001-85J010000	613-048				22	83	79							
		84-88	●		M/T, Ch 85H000001-85J010000	607-050		22	30	51	90	49						11	2
		84-88		●	M/T, Ch 85H000001-85J010000	617-010			33		100								
1.9 (85 kW) Eng. WN		8/80-7/83	●		M/T+A/T, Ch 85B000001-85D200000	613-035				20	68	80							
		8/80-7/83		●	M/T+A/T, Ch 85B000001-85D200000	614-005				21	94	97							
		8/80-7/83	●		M/T+A/T, Ch 85B000001-85D200000	607-096		22	30	51	81	48						11	2
		8/80-7/83		●	M/T+A/T, Ch 85B000001-85D200000	617-004			33		94								
2.0 (85 kW) Eng. HP/ JS		9/83-7/86	●		M/T+A/T, Ch 85E000001-85G220000	613-048				22	83	79							
		9/83-7/86	●		M/T+A/T, Ch 85E000001-85G220000	607-050		22	30	51	90	49						11	2
		9/83-7/86		●	M/T+A/T, Ch 85E000001-85G220000	617-010			33		100								
2.1 GT (96 kW) Eng. KE/ KL		82-84	●		+ABS, M/T+A/T, Ch 85F020411-85J010000	613-148				22	83	79							
		82-84	●		-ABS, M/T, Ch 85C013212-85E220000	613-105				22	83	79							
		82-84		●	M/T+A/T, Ch 85F020411-85J010000	614-012				24	107,5	120							
		82-84	●		+ABS, M/T+A/T, Ch 85F020411-85J010000	607-181	96	22	25	51	88	49						11	3
		82-84	●		-ABS, M/T, Ch 85C013212-85E220000	607-128		22	25	51	90	49						11	3
		82-84		●	M/T, Ch 85C013212-85E220000	617-014			28		108								
		82-84		●	M/T+A/T, Ch 85F020411-85J010000	617-014			28		108								

















































<b>Coupe I (81, 85) '80-'88</b>			L/R			NOTE	CIFAM ref.	ABS	A	B	C	D	E	F	H	I	L	M	Fig
2.2 GT (85 kW) Eng. KX		7/81-10/87		●		M/T, Ch 85B076537-85C250000	<b>613-035</b>				20	68	80						
		7/81-10/87		●		M/T, Ch 85B076537-85C250000	<b>614-005</b>				21	94	97						
		7/81-10/87		●		M/T, Ch 85B076537-85C250000	<b>607-096</b>		22	30	51	81	48					11	2
		7/81-10/87		●		M/T, Ch 85B076537-85C250000	<b>617-004</b>			33		94							
2.2 GT, quattro (100 kW) Eng. KV		84-88		●		+ABS, M/T+A/T, Ch 85F020411-85J010000	<b>613-148</b>				22	83	79						
		84-88		●		-ABS, M/T, Ch 85C013212-85E220000	<b>613-105</b>				22	83	79						
		84-88		●		M/T+A/T, Ch 85F020411-85J010000	<b>614-012</b>				24	107,5	120						
		84-88		●		+ABS, M/T+A/T, Ch 85F020411-85J010000	<b>607-181</b>	96	22	25	51	88	49					11	3
		84-88		●		-ABS, M/T, Ch 85C013212-85E220000	<b>607-128</b>		22	25	51	90	49					11	3
		84-88		●		M/T, Ch 85C013212-85E220000	<b>617-014</b>			28		108							
2.3, quattro (100 kW) Eng. NG		2/87-7/88		●		M/T+A/T, Ch 85H025684-85J010000	<b>613-105</b>				22	83	79						
		2/87-7/88		●		+ABS, M/T+A/T, Ch 85H025684-85J010000	<b>613-148</b>				22	83	79						
		2/87-7/88		●		M/T+A/T, Ch 85H025684-85J010000	<b>614-012</b>				24	107,5	120						
		2/87-7/88		●		M/T+A/T, Ch 85H025684-85J010000	<b>607-128</b>		22	25	51	90	49					11	3
		2/87-7/88		●		+ABS, M/T+A/T, Ch 85H025684-85J010000	<b>607-181</b>	96	22	25	51	88	49					11	3
		2/87-7/88		●		M/T+A/T, Ch 85H025684-85J010000	<b>617-014</b>			28		108							
<b>Coupe II (89, 8B) '88-'96</b>			L/R			NOTE	CIFAM ref.	ABS	A	B	C	D	E	F	H	I	L	M	Fig
1.8 (82 kW) Eng. DZ		11/88-	L			+ABS	<b>655-181</b>	45	33	33		88	100		30		585	s10	
		11/88-	R			+ABS	<b>655-182</b>	45	33	33		88	100		30		574	s14	
2.0 (85 kW) Eng. AAD/ ABK		5/89-12/96		●		+/-ABS, M/T, 3Sp, Ch 8BK000001-8BM020000	<b>613-081</b>				22	80	88						
		5/89-12/96		●		+ABS, M/T, 3Sp, Ch 8BK000001-8BM020000	<b>607-112</b>	45	33	30	53	88	30					13	2
		5/89-12/96		●		-ABS, M/T, 3Sp, Ch 8BK000001-8BM020000	<b>607-091</b>		33	30	53	88	30					13	2
		5/89-	L			+ABS	<b>655-181</b>	45	33	33		88	100		30		585	s10	
2.0 16v (101 kW) Eng. 6A		1/92-	L			+ABS, M/T	<b>655-682</b>	45	33			88	108		30		585	s14	
		1/92-	R			+ABS, M/T	<b>655-683</b>	45	33			88	108		30		571	s14	

Coupe II (89, 8B) '88-'96		L/R			NOTE	CIFAM ref.	ABS	A	B	C	D	E	F	H	I	L	M	Fig		
2.0 16v (103 kW) Eng. ACE		8/92-12/96		●	+/-ABS, M/T, Ch 8BK020001-	<b>613-081</b>				22	80	88								
		8/92-12/96		●	M/T, Ch 8BK020001-	<b>614-012</b>				24	107,5	120								
		8/92-12/96		●	+ABS, M/T, Ch 8BK020001-	<b>607-112</b>	45	33	30	53	88	30						13	2	
		8/92-12/96		●	-ABS, M/T, Ch 8BK020001-	<b>607-091</b>		33	30	53	88	30						13	2	
		8/92-12/96		●	M/T, Ch 8BK020001-	<b>617-014</b>			28		108									
		92-	L			+ABS, M/T	<b>655-682</b>	45	33			88	108		30		585	s14		
92-		R			+ABS, M/T	<b>655-683</b>	45	33			88	108		30		571	s14			
2.0 20v, quattro (118 kW) Eng. NM		89-91	L		+ABS, FWD, M/T	<b>655-682</b>	45	33			88	108		30		585	s14			
		89-91	R		+ABS, FWD, M/T	<b>655-683</b>	45	33			88	108		30		571	s14			
2.2i (Switzerland D-Sweden) (100 kW) Eng. HY		88-	L		+ABS, M/T	<b>655-682</b>	45	33			88	108		30		585	s14			
		88-	R		+ABS, M/T	<b>655-683</b>	45	33			88	108		30		571	s14			
2.3 (100 kW) Eng. NG		88-94		●	+ABS, M/T, Ch 8BK000001-	<b>613-081</b>				22	80	88								
		88-94		●	M/T, Ch 8BK000001-	<b>614-012</b>				24	107,5	120								
		88-94		●	M/T, Ch 8BK000001-	<b>607-091</b>		33	30	53	88	30						13	2	
		88-94		●	+ABS, M/T, Ch 8BK000001-	<b>607-112</b>	45	33	30	53	88	30						13	2	
		88-94		●	M/T, Ch 8BK000001-	<b>617-014</b>			28		108									
		88-94	L			+ABS, M/T	<b>655-682</b>	45	33			88	108		30		585	s14		
88-94		R			+ABS, M/T	<b>655-683</b>	45	33			88	108		30		571	s14			
2.3 (98 kW) Eng. NG		90-96		●	+ABS, M/T, Ch 8BK000001-	<b>613-081</b>				22	80	88								
		90-96		●	M/T, Ch 8BK000001-	<b>614-012</b>				24	107,5	120								
		90-96		●	M/T, Ch 8BK000001-	<b>607-091</b>		33	30	53	88	30						13	2	
		90-96		●	+ABS, M/T, Ch 8BK000001-	<b>607-112</b>	45	33	30	53	88	30						13	2	
		90-96		●	M/T, Ch 8BK000001-	<b>617-014</b>			28		108									
2.3 20v, quattro (123-125 kW) Eng. 7A		88-96		●	+ABS, M/T+A/T, Ch 8BL000001-8BM020000	<b>613-158</b>				24	90	90								
		88-96		●	M/T+A/T, Ch 8BL000001-8BM020000	<b>614-012</b>				24	107,5	120								
		88-96		●	+ABS, M/T+A/T, Ch 8BL000001-8BM020000	<b>607-195</b>	45	38	27	59,5	98	34						13	2	
		88-96		●	M/T+A/T, Ch 8BL000001-8BM020000	<b>617-014</b>			28		108									
		88-7/91	L			+ABS, FWD, M/T	<b>655-682</b>	45	33			88	108		30		585	s14		
		88-7/91	R			+ABS, FWD, M/T	<b>655-683</b>	45	33			88	108		30		571	s14		
2.6 (110 kW) Eng. ABC		8/92-12/96		●	+ABS, M/T+A/T, Ch 8BN015001-	<b>613-158</b>				24	90	90								
		8/92-12/96		●	+ABS, M/T+A/T, Ch 8BN015001-	<b>607-195</b>	45	38	27	59,5	98	34						13	2	
2.8, quattro (128 kW) Eng. AAH		9/91-12/96		●	+ABS, M/T+A/T, Ch 8BN015001-	<b>613-158</b>				24	90	90								
		9/91-12/96		●	+ABS, M/T+A/T, Ch 8BN015001-	<b>607-195</b>	45	38	27	59,5	98	34						13	2	






















<b>Fox '75-'79</b>			L/R			NOTE	CIFAM ref.	ABS	A	B	C	D	E	F	H	I	L	M	Fig
All models		75-79		•		M/T+A/T, Usa/Australia	<b>613-047</b>				20	68	80						
		75-79		•		M/T+A/T, Usa/Australia	<b>614-005</b>				21	94	97						
		75-79		•		M/T+A/T, Usa/Australia	<b>607-049</b>		22	30	51	81	48					11	3
		75-79		•		M/T+A/T, Usa/Australia	<b>617-004</b>			33		94							
<b>Q3 '11-</b>			L/R			NOTE	CIFAM ref.	ABS	A	B	C	D	E	F	H	I	L	M	Fig
2.0 TFSi quattro (125 kW) Eng. CCZC		11-		•		M/T	<b>613-320</b>				25	90	107						
		11-		•		M/T	<b>607-463</b>		36	27	59,5	97,95	40,5					13	2
<b>Q5 (8R) '08-</b>			L/R			NOTE	CIFAM ref.	ABS	A	B	C	D	E	F	H	I	L	M	Fig
2.0 TDi quattro (100 kW) Eng. CAGB/ CJCB		09-		•		FWD, M/T+A/T, 6/7 Sp	<b>613-470</b>				21	85	103						
		09-		•		FWD, M/T+A/T, 6/7 Sp	<b>607-697</b>		42	33	76,3	87,8	33,5					13a	1
2.0 TDi quattro (105 kW) Eng. CAGA/ CJCA		09-		•		FWD, M/T+A/T, 6/7 Sp	<b>613-470</b>				21	85	103						
		09-		•		FWD, M/T+A/T, 6/7 Sp	<b>607-697</b>		42	33	76,3	87,8	33,5					13a	1
2.0 TDi quattro (120-125 kW) Eng. CAHA/ CAHB/ CGLA/ CGLB/ CGLD/ CMGA		08-		•		FWD, Double clutch/Doppia frizione	<b>613-461</b>				27,3	96,5	109						
		08-		•		FWD, M/T+A/T, 6/7 Sp	<b>613-470</b>				21	85	103						
		08-		•		FWD, Double clutch/Doppia frizione	<b>607-688</b>		42	27	76,3	100	33,5					13a	1
		08-		•		FWD, M/T+A/T, 6/7 Sp	<b>607-697</b>		42	33	76,3	87,8	33,5					13a	1
2.0 TFSi hybrid quattro (155 kW) Eng. CHJA		11-		•			<b>613-461</b>				27,3	96,5	109						
		11-		•			<b>607-688</b>		42	27	76,3	100	33,5					13a	1
2.0 TFSi quattro (132 kW) Eng. CDN/ CNCB		09-		•		FWD, M/T+A/T, 6/7 Sp	<b>613-470</b>				21	85	103						
		09-		•		FWD, M/T+A/T, 6/7 Sp	<b>607-697</b>		42	33	76,3	87,8	33,5					13a	1
2.0 TFSi quattro (155 kW) Eng. CAEB/ CDNC/ CPMA		08-		•		FWD, M/T+A/T, 6/7 Sp	<b>613-470</b>				21	85	103						
		08-		•		FWD, M/T+A/T, 6/7 Sp	<b>607-697</b>		42	33	76,3	87,8	33,5					13a	1
3.0 TDi quattro (155 kW) Eng. CCWB		08-		•			<b>613-461</b>				27,3	96,5	109						
		08-		•			<b>607-688</b>		42	27	76,3	100	33,5					13a	1
3.0 TDi quattro (176 kW) Eng. CCWA		08-		•			<b>613-461</b>				27,3	96,5	109						
		08-		•			<b>607-688</b>		42	27	76,3	100	33,5					13a	1
3.2 V6 TFSi quattro (199 kW) Eng. CALB		09-		•			<b>613-461</b>				27,3	96,5	109						
		09-		•			<b>607-688</b>		42	27	76,3	100	33,5					13a	1

Q7 (4L) '06-			L/R			NOTE	CIFAM ref.	ABS	A	B	C	D	E	F	H	I	L	M	Fig
3.0 TDi quattro (155 kW) Eng. BUN/ CTWA		06-		•			613-437				27,3	96,5	109						
		06-		•			607-659		30	27	64	100	61,7					2	1
3.0 TDi quattro (171 kW) Eng. BUG		06-		•			613-437				27,3	96,5	109						
		06-		•			607-659		30	27	64	100	61,7					2	1
3.0 TDi quattro (176 kW) Eng. CASA/ CCMA/ CJGA/ CNRB		07-		•			613-437				27,3	96,5	109						
		07-		•			607-659		30	27	64	100	61,7					2	1
3.6 V6 FSi quattro (206 kW) Eng. BHK		07-		•			613-437				27,3	96,5	109						
		07-		•			607-659		30	27	64	100	61,7					2	1
4.2 FSi quattro (257 kW) Eng. BAR		06-		•			613-437				27,3	96,5	109						
		06-		•			607-659		30	27	64	100	61,7					2	1
4.2 V8 TDi quattro (240 kW) Eng. BTR		07-		•			613-437				27,3	96,5	109						
		07-		•			607-659		30	27	64	100	61,7					2	1
Quattro (85) '80-'91			L/R			NOTE	CIFAM ref.	ABS	A	B	C	D	E	F	H	I	L	M	Fig
2.1 20v T. (225 kW) Eng. KW		84-87		•		RWD, Ch 85A900001-85M000999	613-536				24	90	83						
		84-87		•		+ABS, RWD, Ch 85G900708-85M000999	613-131				24	90	83						
		84-87		•		RWD, Ch 85A900001-85M000999	614-012				24	107,5	120						
		84-87		•		RWD, Ch 85A900001-85M000999	607-150		26	28	56,4	98	51					4	3
		84-87		•		+ABS, RWD, Ch 85G900708-85M000999	607-203	96	26	28	56,6	98	50					4	3
		84-87		•		RWD, Ch 85A900001-85M000999	617-014			28		108							
2.1 T. (147 kW) Eng. GV/ WR		7/80-87		•		RWD, Ch 85A900001-85M000999	613-536				24	90	83						
		7/80-87		•		+ABS, RWD, Ch 85G900708-85M000999	613-131				24	90	83						
		7/80-87		•		RWD, Ch 85A900001-85M000999	614-012				24	107,5	120						
		7/80-87		•		RWD, Ch 85A900001-85M000999	607-150		26	28	56,4	98	51					4	3
		7/80-87		•		+ABS, RWD, Ch 85G900708-85M000999	607-203	96	26	28	56,6	98	50					4	3
		7/80-87		•		RWD, Ch 85A900001-85M000999	617-014			28		108							
2.2 20v (162 kW) Eng. RR		89-91		•		RWD, Ch 85A900001-85M000999	613-536				24	90	83						
		89-91		•		+ABS, RWD, Ch 85G900708-85M000999	613-131				24	90	83						
		89-91		•		RWD, Ch 85A900001-85M000999	614-012				24	107,5	120						
		89-91		•		RWD, Ch 85A900001-85M000999	607-150		26	28	56,4	98	51					4	3
		89-91		•		+ABS, RWD, Ch 85G900708-85M000999	607-203	96	26	28	56,6	98	50					4	3
		89-91		•		RWD, Ch 85A900001-85M000999	617-014			28		108							



















Quattro (85) '80-'91			L/R			NOTE	CIFAM ref.	ABS	A	B	C	D	E	F	H	I	L	M	Fig
2.2 T. (147 kW) Eng. 1B		87-89		•		RWD, Ch 85A900001-85M000999	613-536				24	90	83						
		87-89		•		+ABS, RWD, Ch 85G900708-85M000999	613-131				24	90	83						
		87-89		•		RWD, Ch 85A900001-85M000999	614-012				24	107,5	120						
		87-89		•		RWD, Ch 85A900001-85M000999	607-150		26	28	56,4	98	51					4	3
		87-89		•		+ABS, RWD, Ch 85G900708-85M000999	607-203	96	26	28	56,6	98	50					4	3
		87-89		•		RWD, Ch 85A900001-85M000999	617-014			28		108							
2.2 T. (147 kW) Eng. MB		87-89		•		RWD, Ch 85A900001-85M000999	613-536				24	90	83						
		87-89		•		+ABS, RWD, Ch 85G900708-85M000999	613-131				24	90	83						
		87-89		•		RWD, Ch 85A900001-85M000999	614-012				24	107,5	120						
		87-89		•		RWD, Ch 85A900001-85M000999	607-150		26	28	56,4	98	51					4	3
		87-89		•		+ABS, RWD, Ch 85G900708-85M000999	607-203	96	26	28	56,6	98	50					4	3
		87-89		•		RWD, Ch 85A900001-85M000999	617-014			28		108							
<b>TT I (8N3,9), Roadster '98-'06</b>			L/R			NOTE	CIFAM ref.	ABS	A	B	C	D	E	F	H	I	L	M	Fig
1.8 T, quattro (132 kW) Eng. AJQ/ APP/ ARY/ AUQ/ ATC/ AWP		10/98-		•			613-152				26	87	117						
		10/98-		•			607-189		36	30	52,8	90	40					11	2
1.8 T, quattro (140 kW) Eng. BVR		05-		•			613-152				26	87	117						
		05-		•			607-189		36	30	52,8	90	40					11	2
1.8 T. (110 kW) Eng. AUM		01-		•			613-152				26	87	117						
		01-		•			607-189		36	30	52,8	90	40					11	2
1.8 T. (120 kW) Eng. BVP		05-		•			613-152				26	87	117						
		05-		•			607-189		36	30	52,8	90	40					11	2
1.8 T. quattro (165 kW) Eng. AMU/ APX/ BAM		10/98-		•		Eng. APX, BAM	613-293				25	90	107						
		10/98-		•		Eng. APX, BAM	607-428		36	27	53	98	40					11	2
<b>TT II (8J3,9), Roadster '06-</b>			L/R			NOTE	CIFAM ref.	ABS	A	B	C	D	E	F	H	I	L	M	Fig
1.8 TFSI (118 kW) Eng. CDAA		08-		•			613-320				25	90	107						
		08-		•			607-463		36	27	59,5	97,95	40,5					13	2
2.0 TDi quattro (125 kW) Eng. CBBB/ CFGB		08-		•			613-320				25	90	107						
		08-		•			607-463		36	27	59,5	97,95	40,5					13	2
2.0 TFSi (147 kW) Eng. BWA/ CCZA		06-		•			613-320				25	90	107						
		06-		•			607-463		36	27	59,5	97,95	40,5					13	2

TT II (8J3,9), Roadster '06-			L/R			NOTE	CIFAM ref.	ABS	A	B	C	D	E	F	H	I	L	M	Fig		
3.2 V6 quattro (184 kW) Eng. BUB		06-		•		Doppia Frizione/ Double Clutch	613-320				25	90	107								
		06-		•		M/T	613-319				26	87	117								
		06-		•		Doppia Frizione/ Double Clutch	607-463		36	27	59,5	97,95	40,5					13	2		
		06-		•		M/T	607-467		36	30	59,5	90	40						13	2	
		06-			•		M/T, Exc. Doppia Frizione/Double Clutch	617-010C			33		100								
V8 (D1) '88-'94			L/R			NOTE	CIFAM ref.	ABS	A	B	C	D	E	F	H	I	L	M	Fig		
3.6 quattro (180-184 kW) Eng. PT		10/88-11/93			•	RWD, M/T+A/T, Ch 44K000001-4CR005000	614-012				24	107,5	120								
		10/88-11/93			•	RWD, M/T+A/T, Ch 44K000001-4CR005000	617-014			28		108									
4.2 quattro (206 kW) Eng. ABH		91-94			•	RWD, M/T+A/T, Ch 44K000001-4CR005000	614-012				24	107,5	120								
		91-94			•	RWD, M/T+A/T, Ch 44K000001-4CR005000	617-014			28		108									














## AUTOBIANCHI






























A111 '69-'72			L/R			NOTE	CIFAM ref.	ABS	A	B	C	D	E	F	H	I	L	M	Fig	
1.4 (51 kW) Eng. FiatBLC.000		8/69-11/72			•		613-534				20	68	80							
		8/69-11/72			•		607-055		22	20	48,1	80	55						4	3
A112 '69-'85			L/R			NOTE	CIFAM ref.	ABS	A	B	C	D	E	F	H	I	L	M	Fig	
0.9 Junior (31 kW) Eng. A112A5.000/ A112B2.000		1/80-85			•		613-002				20	68	80							
		75-12/79			•	M/T	613-001				20	68	80							
		1/80-85			•		607-019		20	20	43,1	80	55						4	3
		75-12/79			•	M/T	607-001		20	20	43,1	80	55						4	3
0.95 (35 kW) Eng. A112B1.000		77-			•	M/T	613-001				20	68	80							
		77-			•	M/T	607-001		20	20	43,1	80	55						4	3
1.0 Abarth (51 kW) Eng. A112A2.000		1/80-84			•		613-002				20	68	80							
		1/80-84			•		607-019		20	20	43,1	80	55						4	3
Y10 '85-			L/R			NOTE	CIFAM ref.	ABS	A	B	C	D	E	F	H	I	L	M	Fig	
1.0 (33 kW) Eng. 156A2.000		2/85-92			•		613-002				20	68	80							
		2/85-92			•		607-019		20	20	43,1	80	55						4	3
1.0 4WD (37 kW) Eng. 156A3.000		86-92			•		613-002				20	68	80							
		86-92			•		607-019		20	20	43,1	80	55						4	3

## AUTOBIANCHI























<b>Y10 '85-</b>			L/R			NOTE	CIFAM ref.	ABS	A	B	C	D	E	F	H	I	L	M	Fig	
1.0 Kat (33 kW) Eng. 156A2.246		87-92		•			<b>613-002</b>				20	68	80							
		87-92		•			<b>607-019</b>		20	20	43,1	80	55					4	3	
1.1 i.e. Kat (42 kW) Eng. 156C.046		90-92		•			<b>613-002</b>				20	68	80							
		90-92		•			<b>607-019</b>		20	20	43,1	80	55					4	3	
1.1, 4WD (42 kW) Eng. 156C.000		89-92		•			<b>613-002</b>				20	68	80							
		89-92		•			<b>607-019</b>		20	20	43,1	80	55					4	3	
1.3 i.e. GT (54 kW) Eng. 146A5.046		89-92		•			<b>613-002</b>				20	68	80							
		89-92		•			<b>607-019</b>		20	20	43,1	80	55					4	3	
<b>Y10 (RES. 1992) '92-</b>			L/R			NOTE	CIFAM ref.	ABS	A	B	C	D	E	F	H	I	L	M	Fig	
1.1, 4WD (42 kW) Eng. 156C.000		92-95		•			<b>613-002</b>				20	68	80							
		92-95		•			<b>607-019</b>		20	20	43,1	80	55					4	3	
1.3 i.e. GT (54 kW) Eng. 146A5.046		92-95		•			<b>613-002</b>				20	68	80							
		92-95		•			<b>607-019</b>		20	20	43,1	80	55					4	3	

























## BMW
































<b>3 III (E36) '90-'98</b>			L/R			NOTE	CIFAM ref.	ABS	A	B	C	D	E	F	H	I	L	M	Fig
316 i (73 kW) Eng. M40B16(Kat.)		12/90-	L/R			+ABS	<b>655-214</b>	48	27	24		86	94		67		625	s17	
		12/90-	L/R			-ABS	<b>655-212</b>		27	24		86	94		67		625	s10	
316 i (75 kW) Eng. M43B16		93-98	L/R				<b>655-212</b>		27	24		86	94		67		625	s10	
		93-98	L/R			+ABS	<b>655-214</b>	48	27	24		86	94		67		625	s17	
318 i (83 kW) Eng. M40B18(Kat.)		90-93	L/R			+ABS	<b>655-214</b>	48	27	24		86	94		67		625	s17	
		90-93	L/R			-ABS	<b>655-212</b>		27	24		86	94		67		625	s10	
318 i (85 kW) Eng. M43B18		93-98	L/R			+ABS	<b>655-214</b>	48	27	24		86	94		67		625	s17	
		93-98	L/R			-ABS	<b>655-212</b>		27	24		86	94		67		625	s10	
318 TDS (66 kW) Eng. M41D18(Inter.)		95-98	L/R			+ABS	<b>655-214</b>	48	27	24		86	94		67		625	s17	
		95-98	L/R			-ABS	<b>655-212</b>		27	24		86	94		67		625	s10	
320 i (110 kW) Eng. M50B(206S1)/ M52B(206S3)Vanos		90-98	L/R			+ABS	<b>655-214</b>	48	27	24		86	94		67		625	s17	
		90-98	L/R			-ABS	<b>655-212</b>		27	24		86	94		67		625	s10	
<b>3 III Cabrio, Coupe (E36) '92-'99</b>			L/R			NOTE	CIFAM ref.	ABS	A	B	C	D	E	F	H	I	L	M	Fig
316 i (Exc. Cabrio) (75 kW) Eng. M43B16		93-99	L/R				<b>655-212</b>		27	24		86	94		67		625	s10	
		93-99	L/R			+ABS	<b>655-214</b>	48	27	24		86	94		67		625	s17	






























<b>3 III Cabrio, Coupe (E36) '92-'99</b>			L/R			NOTE	CIFAM ref.	ABS	A	B	C	D	E	F	H	I	L	M	Fig
318 i (Exc. Coupe) (85 kW) Eng. M43B18		94-99	L/R				<b>655-212</b>		27	24		86	94		67		625	s10	
		94-99	L/R			+ABS	<b>655-214</b>	48	27	24		86	94		67		625	s17	
320 i (110 kW) Eng. M50B(206S1)/M52B(206S3)Vanos		92-99	L/R				<b>655-212</b>		27	24		86	94		67		625	s10	
		92-99	L/R			+ABS	<b>655-214</b>	48	27	24		86	94		67		625	s17	
<b>3 III Compact (E36) '94-'00</b>			L/R			NOTE	CIFAM ref.	ABS	A	B	C	D	E	F	H	I	L	M	Fig
316 g (75 kW) Eng. CNGB16K		95-00	L/R			+ABS, RWD	<b>655-699</b>	48	27				94				595		
316 i (75 kW) Eng. M43B16		94-00	L/R			+ABS, RWD	<b>655-699</b>	48	27				94				595		
316 i (77 kW) Eng. M43164E3		98-00	L/R			+ABS, RWD	<b>655-699</b>	48	27				94				595		
318 TDS (66 kW) Eng. M41D18(Inter.)		95-00	L/R			+ABS, RWD	<b>655-699</b>	48	27				94				595		
318 ti (103 kW) Eng. M42B18		94-95	L/R			+ABS, RWD	<b>655-699</b>	48	27				94				595		
318 ti (103 kW) Eng. M44B19		95-00	L/R			+ABS, RWD	<b>655-699</b>	48	27				94				595		
<b>3 III Touring (E36) '95-'99</b>			L/R			NOTE	CIFAM ref.	ABS	A	B	C	D	E	F	H	I	L	M	Fig
318 i (85 kW) Eng. M43B18		95-10/99	L/R			+ABS	<b>655-214</b>	48	27	24		86	94		67		625	s17	
		95-10/99	L/R			-ABS	<b>655-212</b>		27	24		86	94		67		625	s10	
318 TDS (66 kW) Eng. M41D18(Inter.)		95-10/99	L/R			+ABS	<b>655-214</b>	48	27	24		86	94		67		625	s17	
		95-10/99	L/R			-ABS	<b>655-212</b>		27	24		86	94		67		625	s10	
320 i (110 kW) Eng. M52B(206S3)Vanos		95-10/99	L/R			+ABS	<b>655-214</b>	48	27	24		86	94		67		625	s17	
		95-10/99	L/R			-ABS	<b>655-212</b>		27	24		86	94		67		625	s10	
<b>3 IV (E46) '98-'04</b>			L/R			NOTE	CIFAM ref.	ABS	A	B	C	D	E	F	H	I	L	M	Fig
316 i (77 kW) Eng. M43B16(164E3)		00-	L			+ABS, RWD, M/T	<b>655-697</b>	48	27			86	94		67	24	625		
		00-	R			+ABS, RWD, M/T	<b>655-698</b>	48	27			86	94		67	24	680		
316 i (85 kW) Eng. N42B18		02-	L			+ABS, RWD, M/T	<b>655-697</b>	48	27			86	94		67	24	625		
		02-	R			+ABS, RWD, M/T	<b>655-698</b>	48	27			86	94		67	24	680		
316 i (85 kW) Eng. N45B16A		02-	L			+ABS, RWD, M/T	<b>655-697</b>	48	27			86	94		67	24	625		
		02-	R			+ABS, RWD, M/T	<b>655-698</b>	48	27			86	94		67	24	680		
318 D (85 kW) Eng. M47N204D1		01-04	L			+ABS, RWD, M/T	<b>655-914</b>	48	27			94	105		68,7		621	s10	
		01-04	R			+ABS, RWD, M/T	<b>655-915</b>	48	27			94	105		68,7		673	s10	
318 D (85 kW) Eng. M47N204D4		03-04	L			+ABS, RWD, M/T	<b>655-914</b>	48	27			94	105		68,7		621	s10	
		03-04	R			+ABS, RWD, M/T	<b>655-915</b>	48	27			94	105		68,7		673	s10	
318 i (105 kW) Eng. N42B20/ N46B20		01-	L			+ABS, RWD, M/T	<b>655-697</b>	48	27			86	94		67	24	625		
		01-	R			+ABS, RWD, M/T	<b>655-698</b>	48	27			86	94		67	24	680		











































<b>3 IV (E46) '98-'04</b>			L/R			NOTE	CIFAM ref.	ABS	A	B	C	D	E	F	H	I	L	M	Fig
318 i (87 kW) Eng. M43B19		98-01	L			+ABS, RWD, M/T	655-697	48	27			86	94		67	24	625		
		98-01	R			+ABS, RWD, M/T	655-698	48	27			86	94		67	24	680		
320 D (100 kW) Eng. M47D204D1		98-01	L			+ABS, RWD, M/T+A/T	655-914	48	27			94	105		68,7		621	s10	
		98-01	R			+ABS, RWD, M/T+A/T	655-915	48	27			94	105		68,7		673	s10	
320 D (110 kW) Eng. M47N204D4		01-04	L			+ABS, RWD, M/T+A/T	655-914	48	27			94	105		68,7		621	s10	
		01-04	R			+ABS, RWD, M/T+A/T	655-915	48	27			94	105		68,7		673	s10	
320 i (110 kW) Eng. M52B(206S3)Vanos		98-00	L			+ABS, RWD, M/T	655-697	48	27			86	94		67	24	625		
		98-00	R			+ABS, RWD, M/T	655-698	48	27			86	94		67	24	680		
320 i (125 kW) Eng. M54226S1		00-	L			+ABS, RWD, M/T	655-697	48	27			86	94		67	24	625		
		00-	R			+ABS, RWD, M/T	655-698	48	27			86	94		67	24	680		
323 i (125 kW) Eng. M52B25(Vanos)		98-00	L			+ABS, RWD, M/T	655-914	48	27			94	105		68,7		621	s10	
		98-00	R			+ABS, RWD, M/T	655-915	48	27			94	105		68,7		673	s10	
325 i, xi (141 kW) Eng. M54256S5		00-04	L			+ABS, RWD, M/T	655-914	48	27			94	105		68,7		621	s10	
		00-04	R			+ABS, RWD, M/T	655-915	48	27			94	105		68,7		673	s10	
328 i (142 kW) Eng. M52B28		98-00	L			+ABS, RWD, M/T+A/T	655-914	48	27			94	105		68,7		621	s10	
		98-00	R			+ABS, RWD, M/T+A/T	655-915	48	27			94	105		68,7		673	s10	
<b>3 IV Cabrio, Coupe (E46) '99-'04</b>			L/R			NOTE	CIFAM ref.	ABS	A	B	C	D	E	F	H	I	L	M	Fig
316 Ci (Exc. Cabrio) (77 kW) Eng. M43B16(164E3)		00-	L			+ABS, RWD, M/T	655-697	48	27			86	94		67	24	625		
		00-	R			+ABS, RWD, M/T	655-698	48	27			86	94		67	24	680		
316 Ci (Exc. Cabrio) (85 kW) Eng. N45B16A		02-	L			+ABS, RWD, M/T	655-697	48	27			86	94		67	24	625		
		02-	R			+ABS, RWD, M/T	655-698	48	27			86	94		67	24	680		
318 (103 kW) Eng. M44B19		98-01	L			+ABS, RWD, M/T	655-697	48	27			86	94		67	24	625		
		98-01	R			+ABS, RWD, M/T	655-698	48	27			86	94		67	24	680		
318 Ci (105 kW) Eng. N42B20/ N46B20		01-	L			+ABS, RWD, M/T	655-697	48	27			86	94		67	24	625		
		01-	R			+ABS, RWD, M/T	655-698	48	27			86	94		67	24	680		
318 Ci (Exc. Cabrio) (87 kW) Eng. M43B19		99-01	L			+ABS, RWD, M/T	655-697	48	27			86	94		67	24	625		
		99-01	R			+ABS, RWD, M/T	655-698	48	27			86	94		67	24	680		
320 CD (110 kW) Eng. M47N204D4		03-04	L			+ABS, RWD, M/T+A/T	655-914	48	27			94	105		68,7		621	s10	
		03-04	R			+ABS, RWD, M/T+A/T	655-915	48	27			94	105		68,7		673	s10	
320 Ci (125 kW) Eng. M54226S1/ M54B22		00-	L			+ABS, RWD, M/T	655-697	48	27			86	94		67	24	625		
		00-	R			+ABS, RWD, M/T	655-698	48	27			86	94		67	24	680		
320 Ci (Exc. Cabrio) (110 kW) Eng. M52B(206S4)		99-00	L			+ABS, RWD, M/T	655-697	48	27			86	94		67	24	625		
		99-00	R			+ABS, RWD, M/T	655-698	48	27			86	94		67	24	680		

<b>3 IV Cabrio, Coupe (E46) '99-'04</b>			L/R			NOTE	CIFAM ref.	ABS	A	B	C	D	E	F	H	I	L	M	Fig
323 Ci (125 kW) Eng. M52B25(Vanos)		99-00	L			+ABS, RWD, M/T	<b>655-914</b>	48	27			94	105	68,7		621	s10		
		99-00	R			+ABS, RWD, M/T	<b>655-915</b>	48	27			94	105	68,7		673	s10		
325 Ci (141 kW) Eng. M54256S5		00-04	L			+ABS, RWD, M/T	<b>655-914</b>	48	27			94	105	68,7		621	s10		
		00-04	R			+ABS, RWD, M/T	<b>655-915</b>	48	27			94	105	68,7		673	s10		
328 Ci (Exc. Cabrio) (142 kW) Eng. M52B28		99-00	L			+ABS, RWD, M/T+A/T	<b>655-914</b>	48	27			94	105	68,7		621	s10		
		99-00	R			+ABS, RWD, M/T+A/T	<b>655-915</b>	48	27			94	105	68,7		673	s10		
<b>3 IV Compact (E46) '01-'04</b>			L/R			NOTE	CIFAM ref.	ABS	A	B	C	D	E	F	H	I	L	M	Fig
316 ti (85 kW) Eng. N42B18		01-	L			+ABS, RWD, M/T	<b>655-697</b>	48	27			86	94	67	24	625			
		01-	R			+ABS, RWD, M/T	<b>655-698</b>	48	27			86	94	67	24	680			
318 tD (85 kW) Eng. M47N204D4		03-04	L			+ABS, RWD, M/T	<b>655-914</b>	48	27			94	105	68,7		621	s10		
		03-04	R			+ABS, RWD, M/T	<b>655-915</b>	48	27			94	105	68,7		673	s10		
318 ti (105 kW) Eng. N42B20/ N46B20		01-	L			+ABS, RWD, M/T	<b>655-697</b>	48	27			86	94	67	24	625			
		01-	R			+ABS, RWD, M/T	<b>655-698</b>	48	27			86	94	67	24	680			
320 tD (110 kW) Eng. M47N204D4		01-04	L			+ABS, RWD, M/T+A/T	<b>655-914</b>	48	27			94	105	68,7		621	s10		
		01-04	R			+ABS, RWD, M/T+A/T	<b>655-915</b>	48	27			94	105	68,7		673	s10		
325 ti (141 kW) Eng. M54256S5		01-04	L			+ABS, RWD, M/T	<b>655-914</b>	48	27			94	105	68,7		621	s10		
		01-04	R			+ABS, RWD, M/T	<b>655-915</b>	48	27			94	105	68,7		673	s10		
<b>3 IV Touring (E46) '99-'04</b>			L/R			NOTE	CIFAM ref.	ABS	A	B	C	D	E	F	H	I	L	M	Fig
316 i (85 kW) Eng. N42B18		02-	L			+ABS, RWD, M/T	<b>655-697</b>	48	27			86	94	67	24	625			
		02-	R			+ABS, RWD, M/T	<b>655-698</b>	48	27			86	94	67	24	680			
316 i (85 kW) Eng. N45B16A		02-	L			+ABS, RWD, M/T	<b>655-697</b>	48	27			86	94	67	24	625			
		02-	R			+ABS, RWD, M/T	<b>655-698</b>	48	27			86	94	67	24	680			
318 D (85 kW) Eng. M47N204D4		02-04	L			+ABS, RWD, M/T	<b>655-914</b>	48	27			94	105	68,7		621	s10		
		02-04	R			+ABS, RWD, M/T	<b>655-915</b>	48	27			94	105	68,7		673	s10		
318 i (105 kW) Eng. N42B20/ N46B20		01-	L			+ABS, RWD, M/T	<b>655-697</b>	48	27			86	94	67	24	625			
		01-	R			+ABS, RWD, M/T	<b>655-698</b>	48	27			86	94	67	24	680			
318 i (85-87 kW) Eng. M43B19		99-01	L			+ABS, RWD, M/T	<b>655-697</b>	48	27			86	94	67	24	625			
		99-01	R			+ABS, RWD, M/T	<b>655-698</b>	48	27			86	94	67	24	680			
320 D (100 kW) Eng. M47D20		00-01	L			+ABS, RWD, M/T+A/T	<b>655-914</b>	48	27			94	105	68,7		621	s10		
		00-01	R			+ABS, RWD, M/T+A/T	<b>655-915</b>	48	27			94	105	68,7		673	s10		
320 D (110 kW) Eng. M47N204D4		01-04	L			+ABS, RWD, M/T+A/T	<b>655-914</b>	48	27			94	105	68,7		621	s10		
		01-04	R			+ABS, RWD, M/T+A/T	<b>655-915</b>	48	27			94	105	68,7		673	s10		









<b>3 IV Touring (E46) '99-'04</b>			L/R			NOTE	CIFAM ref.	ABS	A	B	C	D	E	F	H	I	L	M	Fig
320 i (110 kW) Eng. M52B(206S3)Vanos		99-00	L			+ABS, RWD, M/T	<b>655-697</b>	48	27			86	94		67	24	625		
		99-00	R			+ABS, RWD, M/T	<b>655-698</b>	48	27			86	94		67	24	680		
320 i (125 kW) Eng. M54226S1		00-	L			+ABS, RWD, M/T	<b>655-697</b>	48	27			86	94		67	24	625		
		00-	R			+ABS, RWD, M/T	<b>655-698</b>	48	27			86	94		67	24	680		
325 i, xi (141 kW) Eng. M54256S5		00-04	L			+ABS, RWD, M/T	<b>655-914</b>	48	27			94	105		68,7		621	s10	
		00-04	R			+ABS, RWD, M/T	<b>655-915</b>	48	27			94	105		68,7		673	s10	
328 i (142 kW) Eng. M52B28		99-00	L			+ABS, RWD, M/T+A/T	<b>655-914</b>	48	27			94	105		68,7		621	s10	
		99-00	R			+ABS, RWD, M/T+A/T	<b>655-915</b>	48	27			94	105		68,7		673	s10	
<b>5 III (E34) '88-'95</b>			L/R			NOTE	CIFAM ref.	ABS	A	B	C	D	E	F	H	I	L	M	Fig
518 i (83 kW) Eng. M40B18(Kat.)		4/89-95	L/R			-ABS	<b>655-213</b>					103	103				471	s11	
518 i (85 kW) Eng. M43B18		4/89-95	L/R			-ABS	<b>655-213</b>					103	103				471	s11	
520 i (95 kW) Eng. M20B20(Motronic/ Kat.)		1/88-91	L/R			-ABS	<b>655-213</b>					103	103				471	s11	
520 i 24v (110 kW) Eng. M50B(206S1-206S2)Vanos		89-95	L/R			-ABS	<b>655-213</b>					103	103				471	s11	
524 TD (85 kW) Eng. M21D24		3/88-95	L/R			-ABS	<b>655-213</b>					103	103				471	s11	
525 i (125 kW) Eng. M20B25(Kat.)		2/88-91	L/R			-ABS	<b>655-213</b>					103	103				471	s11	
525 i 24v, X (141 kW) Eng. M52B25(Vanos)		1/89-95	L/R				<b>655-213</b>					103	103				471	s11	
525 TD (85 kW) Eng. M51D25		93-95	L/R			-ABS	<b>655-213</b>					103	103				471	s11	
<b>5 III Touring (E34) '91-'97</b>			L/R			NOTE	CIFAM ref.	ABS	A	B	C	D	E	F	H	I	L	M	Fig
518 i (83 kW) Eng. M40B18(Kat.)		93-94	L/R			-ABS	<b>655-213</b>					103	103				471	s11	
518 i, g (85 kW) Eng. M43B18		94-97	L/R			-ABS	<b>655-213</b>					103	103				471	s11	
520 i (110 kW) Eng. M50B(206S1-206S2)Vanos		91-97	L/R			-ABS	<b>655-213</b>					103	103				471	s11	
525 i, X (141 kW) Eng. M50B25/ M52B25(Vanos)		91-97	L/R				<b>655-213</b>					103	103				471	s11	
525 TD (85 kW) Eng. M51D25		93-97	L/R			-ABS	<b>655-213</b>					103	103				471	s11	
<b>5 IV (E39) '95-'03</b>			L/R			NOTE	CIFAM ref.	ABS	A	B	C	D	E	F	H	I	L	M	Fig
523 i (125 kW) Eng. M52B25(Vanos)		95-	L/R				<b>655-216</b>		30			90	100		73	28	628	s10	
528 i (142 kW) Eng. M52B28		95-	L/R				<b>655-216</b>		30			90	100		73	28	628	s10	

<b>X3 (E83) '04-'10</b>			L/R			NOTE	CIFAM ref.	ABS	A	B	C	D	E	F	H	I	L	M	Fig		
1.8 D (105 kW) Eng. N47D20A		06-		●		FWD	<b>613-493</b>				21	85	103								
		06-		●		FWD	<b>607-725</b>		30	33	64,8	90,3	48,8						4	1	
2.0 D (110 kW) Eng. M47N204D4		04-		●		FWD	<b>613-493</b>				21	85	103								
		04-		●		FWD	<b>607-725</b>		30	33	64,8	90,3	48,8						4	1	
		04-	L				FWD	<b>655-916</b>		30		27	86,1	82		77	60	599	s3		
		04-	R				FWD	<b>655-917</b>		30		27	86,1	82		77	381,4	920	s4		
2.0 D (130 kW) Eng. M47N204D4		06-		●		FWD	<b>613-493</b>				21	85	103								
		06-		●		FWD	<b>607-725</b>		30	33	64,8	90,3	48,8						4	1	
2.0 i (110 kW) Eng. N46B20A		05-	L			FWD	<b>655-916</b>		30		27	86,1	82		77	60	599	s3			
		05-	R			FWD	<b>655-917</b>		30		27	86,1	82		77	381,4	920	s4			
2.5 (141 kW) Eng. M54256S5		04-		●		FWD	<b>613-493</b>				21	85	103								
		04-		●		FWD	<b>607-725</b>		30	33	64,8	90,3	48,8						4	1	
		04-	L				FWD	<b>655-916</b>		30		27	86,1	82		77	60	599	s3		
		04-	R				FWD	<b>655-917</b>		30		27	86,1	82		77	381,4	920	s4		
2.5si (160 kW) Eng. N52B25A		06-		●		FWD	<b>613-493</b>				21	85	103								
		06-		●		FWD	<b>607-725</b>		30	33	64,8	90,3	48,8						4	1	
3.0 (170 kW) Eng. M54306S3		04-		●		FWD	<b>613-493</b>				21	85	103								
		04-		●		FWD	<b>607-725</b>		30	33	64,8	90,3	48,8						4	1	
		04-	L				FWD	<b>655-916</b>		30		27	86,1	82		77	60	599	s3		
		04-	R				FWD	<b>655-917</b>		30		27	86,1	82		77	381,4	920	s4		
3.0 D (150 kW) Eng. M57N306D2		04-		●		FWD	<b>613-493</b>				21	85	103								
		04-		●		FWD	<b>607-725</b>		30	33	64,8	90,3	48,8						4	1	
		04-	L				FWD	<b>655-916</b>		30		27	86,1	82		77	60	599	s3		
		04-	R				FWD	<b>655-917</b>		30		27	86,1	82		77	381,4	920	s4		
3.0 D (160 kW) Eng. M57D306D3		04-		●		FWD	<b>613-493</b>				21	85	103								
		04-		●		FWD	<b>607-725</b>		30	33	64,8	90,3	48,8						4	1	
		04-	L				FWD	<b>655-916</b>		30		27	86,1	82		77	60	599	s3		
		04-	R				FWD	<b>655-917</b>		30		27	86,1	82		77	381,4	920	s4		
3.0 sD (210 kW) Eng. M57D306D5		06-12/06		●		FWD	<b>613-493</b>				21	85	103								
		06-12/06		●		FWD	<b>607-725</b>		30	33	64,8	90,3	48,8						4	1	
3.0si (200 kW) Eng. N52B30A		06-12/06		●		FWD	<b>613-493</b>				21	85	103								
		06-12/06		●		FWD	<b>607-725</b>		30	33	64,8	90,3	48,8						4	1	

























X5 (E53) '00-'06		L/R			NOTE	CIFAM ref.	ABS	A	B	C	D	E	F	H	I	L	M	Fig		
3.0 D (135 kW) Eng. M57306D1		01-03		●	FWD	613-412				24	90	90								
		01-03		●	FWD	607-630		30	27	65	98	49,5						3	1	
		01-03	L			FWD	655-924		30		27	98,1	86		77	61	584		s3	
		01-03	R			FWD	655-925		30		27	98,1	86		77	448,4	973,4		s4	
3.0 D (160 kW) Eng. M57N306D4		03-2/06		●	FWD	613-412				24	90	90								
		3/06-12/06		●	FWD	613-413				27,3	96,5	109								
		03-2/06		●	FWD	607-630		30	27	65	98	49,5							3	1
		3/06-12/06		●	FWD	607-627		30	27	65	98	49,5							3	1
		03-06	L			FWD	655-924		30		27	98,1	86		77	61	584		s3	
		03-06	R			FWD	655-925		30		27	98,1	86		77	448,4	973,4		s4	
3.0 i (163 kW) Eng. M54306S3		00-2/06		●	FWD	613-412				24	90	90								
		3/06-12/06		●	FWD	613-413				27,3	96,5	109								
		00-2/06		●	FWD	607-630		30	27	65	98	49,5							3	1
		3/06-12/06		●	FWD	607-627		30	27	65	98	49,5							3	1
		00-06	L			FWD	655-924		30		27	98,1	86		77	61	584		s3	
		00-06	R			FWD	655-925		30		27	98,1	86		77	448,4	973,4		s4	
3.0 i (170 kW) Eng. M54306S3		00-2/06		●	FWD	613-412				24	90	90								
		3/06-12/06		●	FWD	613-413				27,3	96,5	109								
		00-2/06		●	FWD	607-630		30	27	65	98	49,5							3	1
		3/06-12/06		●	FWD	607-627		30	27	65	98	49,5							3	1
		00-06	L			FWD	655-924		30		27	98,1	86		77	61	584		s3	
		00-06	R			FWD	655-925		30		27	98,1	86		77	448,4	973,4		s4	
4.4 i (210 kW) Eng. M62B44		00-03		●	FWD	613-412				24	90	90								
		00-03		●	FWD	607-630		30	27	65	98	49,5							3	1
		00-03	L			FWD	655-924		30		27	98,1	86		77	61	584		s3	
		00-03	R			FWD	655-925		30		27	98,1	86		77	448,4	973,4		s4	
4.4 i (235 kW) Eng. N62B44A		03-2/06		●	FWD	613-412				24	90	90								
		3/06-12/06		●	FWD	613-413				27,3	96,5	109								
		03-2/06		●	FWD	607-630		30	27	65	98	49,5							3	1
		3/06-12/06		●	FWD	607-627		30	27	65	98	49,5							3	1
		03-06	L			FWD	655-924		30		27	98,1	86		77	61	584		s3	
		03-06	R			FWD	655-925		30		27	98,1	86		77	448,4	973,4		s4	

<b>X5 (E53) '00-'06</b>			L/R			NOTE	CIFAM ref.	ABS	A	B	C	D	E	F	H	I	L	M	Fig		
4.6 is (255 kW) Eng. M67468S1		02-2/06		•		FWD	<b>613-412</b>				24	90	90								
		3/06-12/06		•		FWD	<b>613-413</b>				27,3	96,5	109								
		02-2/06		•		FWD	<b>607-630</b>		30	27	65	98	49,5						3	1	
		3/06-12/06		•		FWD	<b>607-627</b>		30	27	65	98	49,5						3	1	
		02-06	L				FWD	<b>655-924</b>		30		27	98,1	86		77	61	584	s3		
		02-06	R				FWD	<b>655-925</b>		30		27	98,1	86		77	448,4	973,4	s4		
4.8 is (265 kW) Eng. N62B48A		04-2/06		•		FWD	<b>613-412</b>				24	90	90								
		3/06-12/06		•		FWD	<b>613-413</b>				27,3	96,5	109								
		04-2/06		•			FWD	<b>607-630</b>		30	27	65	98	49,5						3	1
		3/06-12/06		•			FWD	<b>607-627</b>		30	27	65	98	49,5						3	1
		04-06	L				FWD	<b>655-924</b>		30		27	98,1	86		77	61	584	s3		
		04-06	R				FWD	<b>655-925</b>		30		27	98,1	86		77	448,4	973,4	s4		
<b>Z3 (E36) '95-'03</b>			L/R			NOTE	CIFAM ref.	ABS	A	B	C	D	E	F	H	I	L	M	Fig		
1.8 (85 kW) Eng. M43B18		95-98	L/R			+ABS, RWD	<b>655-699</b>	48	27				94					595			
1.9 (103 kW) Eng. M44B19		95-10/98	L/R			+ABS, RWD	<b>655-699</b>	48	27				94					595			
1.9 (87 kW) Eng. M43B19		-10/98	L/R			+ABS, RWD	<b>655-699</b>	48	27				94					595			
<b>Z4 I (E85, 86) '03-'09</b>			L/R			NOTE	CIFAM ref.	ABS	A	B	C	D	E	F	H	I	L	M	Fig		
2.5 i (141 kW) Eng. M54256S5		03-09	L			+ABS, RWD, M/T+A/T	<b>655-914</b>	48	27			94	105		68,7			621	s10		
		03-09	R			+ABS, RWD, M/T+A/T	<b>655-915</b>	48	27			94	105		68,7			673	s10		
3.0 i (170 kW) Eng. M54306S3		03-09	L			+ABS, RWD, M/T+A/T	<b>655-914</b>	48	27			94	105		68,7			621	s10		
		03-09	R			+ABS, RWD, M/T+A/T	<b>655-915</b>	48	27			94	105		68,7			673	s10		

















## BUICK

<b>Century</b>			L/R			NOTE	CIFAM ref.	ABS	A	B	C	D	E	F	H	I	L	M	Fig		
All models		1/83-12/85		•		3/4Sp	<b>607-235</b>		27	32	61,5	93	65					5	3		
		82-89		•				<b>607-344</b>		33	29	47,7	85	61,5					2	3	
		87-89		•			A/T, 3Sp, V6	<b>607-343</b>		33	32	47,5	93,3	61					5	3	
		91-93		•			Incl. Mexico	<b>607-355</b>		27	32	61,2	90	63					5	2	
<b>Electra</b>			L/R			NOTE	CIFAM ref.	ABS	A	B	C	D	E	F	H	I	L	M	Fig		
All models		1/85-12/85		•		RWD, Exc. SW	<b>607-235</b>		27	32	61,5	93	65					5	3		
		86-90		•				<b>607-235</b>		27	32	61,5	93	65					5	3	




































<b>Eldorado</b>			L/R			NOTE	CIFAM ref.	ABS	A	B	C	D	E	F	H	I	L	M	Fig
4.6 (220 kW)		86-88		•			<b>607-235</b>		27	32	61,5	93	65					5	3
4.6 (224 kW) Eng. V8Y281		86-88		•			<b>607-235</b>		27	32	61,5	93	65					5	3
All models		86-88		•			<b>607-235</b>		27	32	61,5	93	65					5	3
<b>Fleetwood</b>			L/R			NOTE	CIFAM ref.	ABS	A	B	C	D	E	F	H	I	L	M	Fig
All models		1/85-90		•	Design:1		<b>607-235</b>		27	32	61,5	93	65					5	3
<b>Seville</b>			L/R			NOTE	CIFAM ref.	ABS	A	B	C	D	E	F	H	I	L	M	Fig
All models		86-88		•			<b>607-235</b>		27	32	61,5	93	65					5	3
<b>Seville I '79-</b>			L/R			NOTE	CIFAM ref.	ABS	A	B	C	D	E	F	H	I	L	M	Fig
4.5 V8 (134 kW) Eng. V83273		86-88		•			<b>607-235</b>		27	32	61,5	93	65					5	3
5.7 D (77 kW) Eng. LF9		86-88		•			<b>607-235</b>		27	32	61,5	93	65					5	3
<b>Seville II '99-</b>			L/R			NOTE	CIFAM ref.	ABS	A	B	C	D	E	F	H	I	L	M	Fig
4.6 SLS V8 (205 kW) Eng. Northstar4.6V832V		86-88		•			<b>607-235</b>		27	32	61,5	93	65					5	3
4.6 STS V8 (224 kW) Eng. Northstar4.6V832V		86-88		•			<b>607-235</b>		27	32	61,5	93	65					5	3






























## CHEVROLET

<b>Aveo II (T200, 250) '08-</b>			L/R			NOTE	CIFAM ref.	ABS	A	B	C	D	E	F	H	I	L	M	Fig
1.2 (62 kW) Eng. F12D4/ B12D1		08-		•		+ABS	<b>613-365</b>				17	68	100						
		08-		•		+ABS	<b>607-527</b>	47	22	19	51,9	73,5	57,5					4	1
1.4 (74 kW) Eng. F14D4		08-		•		+ABS	<b>613-366</b>				22	72	97						
		08-		•		+ABS	<b>607-530</b>	47	22	22	51,8	81,1	59					4	1
<b>Captiva (C100, 140) '06-</b>			L/R			NOTE	CIFAM ref.	ABS	A	B	C	D	E	F	H	I	L	M	Fig
2.0 VCDi (110 kW) Eng. Z20DMH		06-		•		A/T, 5Sp	<b>613-442</b>				25	90	107						
		06-		•		A/T, 5Sp	<b>607-666</b>	30	34	54,5	93,27	58,2						5	3
2.0 VCDi (110 kW) Eng. Z20S		9/07-		•		A/T, 5Sp	<b>613-442</b>				25	90	107						
		9/07-		•		A/T, 5Sp	<b>607-666</b>	30	34	54,5	93,27	58,2						5	3
2.0 VCDi (93 kW) Eng. Z20S		08-		•		A/T, 5Sp	<b>613-442</b>				25	90	107						
		08-		•		A/T, 5Sp	<b>607-666</b>	30	34	54,5	93,27	58,2						5	3












## CHEVROLET














<b>Captiva (C100, 140) '06-</b>			L/R			NOTE	CIFAM ref.	ABS	A	B	C	D	E	F	H	I	L	M	Fig	
2.2 VCDi 16v 4WD (135 kW) Eng. A22DMH		11-		●		A/T, 5Sp	613-442				25	90	107							
		11-		●		A/T, 5Sp	607-666		30	34	54,5	93,27	58,2						5	3
2.2 VCDi 16v, 4WD (120 kW) Eng. Z22D1		11-		●		A/T, 5Sp	613-442				25	90	107							
		11-		●		A/T, 5Sp	607-666		30	34	54,5	93,27	58,2						5	3
2.4 16v, quattro (100 kW) Eng. Z24SED		06-		●		A/T, 5Sp	613-442				25	90	107							
		06-		●		A/T, 5Sp	607-666		30	34	54,5	93,27	58,2						5	3
2.4, 4WD (123 kW) Eng. A24XE/ LE5		11-		●		A/T, 5Sp	613-442				25	90	107							
		11-		●		A/T, 5Sp	607-666		30	34	54,5	93,27	58,2						5	3
2.4, quattro (104 kW) Eng. Z24XED		06-		●		A/T, 5Sp	613-442				25	90	107							
		06-		●		A/T, 5Sp	607-666		30	34	54,5	93,27	58,2						5	3
3.2 (169 kW) Eng. 10HM		06-		●		A/T, 5Sp	613-442				25	90	107							
		06-		●		A/T, 5Sp	607-666		30	34	54,5	93,27	58,2						5	3
<b>Cruze '09-</b>			L/R			NOTE	CIFAM ref.	ABS	A	B	C	D	E	F	H	I	L	M	Fig	
2.0 CDi (90 kW) Eng. LLW		09-		●			613-476				26	86	138							
		09-		●			607-704		30	34	58,8	91,9	58,3						7	1
2.0 CDi (92 kW) Eng. LLW		10-		●			613-476				26	86	138							
		10-		●			607-704		30	34	58,8	91,9	58,3						7	1
2.0 D LT (110 kW) Eng. LLW		09-		●			613-476				26	86	138							
		09-		●			607-704		30	34	58,8	91,9	58,3						7	1
<b>Kalos '05-</b>			L/R			NOTE	CIFAM ref.	ABS	A	B	C	D	E	F	H	I	L	M	Fig	
1.2 (53 kW) Eng. B12S1		05-		●		+ABS	613-365				17	68	100							
		05-		●		+ABS	607-527	47	22	19	51,9	73,5	57,5						4	1
1.4 16v (61 kW) Eng. F14S3		05-		●		+ABS	613-366				22	72	97							
		05-		●		+ABS	607-530	47	22	22	51,8	81,1	59						4	1
1.4 16v (69 kW) Eng. F14D3		05-		●		+ABS	613-366				22	72	97							
		05-		●		+ABS	607-530	47	22	22	51,8	81,1	59						4	1










































<b>Lacetti '05-</b>			L/R			NOTE	CIFAM ref.	ABS	A	B	C	D	E	F	H	I	L	M	Fig
1.4 16v (70 kW) Eng. F14D3		05-		•		+/-ABS	<b>613-434</b>				22	76	113						
		05-		•		+ABS	<b>607-656</b>	47	33	22	51,9	81	60,5					3	3
		05-		•			-ABS	<b>607-655</b>		33	22	51,9	81,0	60,5					3
1.6 (80 kW) Eng. F16D3		05-		•		+/-ABS	<b>613-434</b>				22	76	113						
		05-		•		+ABS	<b>607-656</b>	47	33	22	51,9	81	60,5					3	3
		05-		•			-ABS	<b>607-655</b>		33	22	51,9	81,0	60,5					3
1.8 (89 kW) Eng. F18D3		05-		•		+/-ABS	<b>613-434</b>				22	76	113						
		05-		•		+ABS	<b>607-656</b>	47	33	22	51,9	81	60,5					3	3
		05-		•			-ABS	<b>607-655</b>		33	22	51,9	81,0	60,5					3
1.8 (90 kW) Eng. T18SED		05-		•		+/-ABS	<b>613-434</b>				22	76	113						
		05-		•		+ABS	<b>607-656</b>	47	33	22	51,9	81	60,5					3	3
		05-		•			-ABS	<b>607-655</b>		33	22	51,9	81,0	60,5					3
2.0 D (89 kW) Eng. Z20DM		07-		•		+ABS, M/T	<b>613-431</b>				26	86	138						
		07-		•		+ABS, M/T	<b>607-651</b>	47	33	32	51,9	93,2	59,6					3	3
<b>Matiz '05-</b>			L/R			NOTE	CIFAM ref.	ABS	A	B	C	D	E	F	H	I	L	M	Fig
0.8 (38 kW) Eng. F8CV		05-		•		+ABS	<b>613-097</b>				20	68	100						
		05-		•		+ABS	<b>607-280</b>	40	23	19	46	71,5	67					3	3
		05-	L				+ABS, M/T	<b>655-530</b>	40	23		22	68,5	71	27,8	92	54	613	s9
		05-	R			+ABS, M/T	<b>655-812</b>	40	23	22		72			92	54	780	s3	
1.0 (47 kW) Eng. F10NS		05-		•		+ABS	<b>613-097</b>				20	68	100						
		05-		•		+ABS	<b>607-280</b>	40	23	19	46	71,5	67					3	3
		05-	L				+ABS, M/T	<b>655-813</b>	40	23	22		72			92	50	554	s3
		05-	R			+ABS, M/T	<b>655-814</b>	40	23	22		72			92	50	833	s3	
<b>Nubira, SW '05-</b>			L/R			NOTE	CIFAM ref.	ABS	A	B	C	D	E	F	H	I	L	M	Fig
1.4 (69 kW) Eng. F14D3		05-		•		+/-ABS	<b>613-434</b>				22	76	113						
		05-		•		+ABS	<b>607-656</b>	47	33	22	51,9	81	60,5					3	3
		05-		•			-ABS	<b>607-655</b>		33	22	51,9	81,0	60,5					3
1.6 (80 kW) Eng. F16D3		05-		•		+/-ABS	<b>613-434</b>				22	76	113						
		05-		•		+ABS	<b>607-656</b>	47	33	22	51,9	81	60,5					3	3
		05-		•			-ABS	<b>607-655</b>		33	22	51,9	81,0	60,5					3

## CHEVROLET









			L/R			NOTE	CIFAM ref.	ABS	A	B	C	D	E	F	H	I	L	M	Fig	
<b>Nubira, SW '05-</b>																				
2.0 D (89 kW) Eng. Z20DM		07-		•		+ABS	<b>613-431</b>				26	86	138							
		07-		•		+ABS	<b>607-651</b>	47	33	32	51,9	93,2	59,6						3	3
<b>Spark I '05-'10</b>																				
0.8 (37 kW) Eng. F8CV		05-10		•		+ABS	<b>613-097</b>				20	68	100							
		05-10		•		+ABS	<b>607-280</b>	40	23	19	46	71,5	67						3	3
1.0 (46 kW) Eng. F10NS		05-10		•		+ABS	<b>613-097</b>				20	68	100							
		05-10		•		+ABS	<b>607-280</b>	40	23	19	46	71,5	67						3	3

## CHEVROLET USA























			L/R			NOTE	CIFAM ref.	ABS	A	B	C	D	E	F	H	I	L	M	Fig	
<b>Beretta</b>																				
2.2 (71 kW) Eng. LN2		87-95		•			<b>607-344</b>		33	29	47,7	85	61,5						2	3
2.3 16v (130 kW) Eng. LGO		87-95		•			<b>607-344</b>		33	29	47,7	85	61,5						2	3
3.1 V6 (104 kW) Eng. LHO		87-95		•			<b>607-344</b>		33	29	47,7	85	61,5						2	3
All models		87-95		•			<b>607-344</b>		33	29	47,7	85	61,5						2	3
<b>Cavalier I</b>																				
All models		82-95		•			<b>607-344</b>		33	29	47,7	85	61,5						2	3
<b>Cavalier II</b>																				
All models		82-95		•			<b>607-344</b>		33	29	47,7	85	61,5						2	3
<b>Cavalier III</b>																				
All models		82-95		•			<b>607-344</b>		33	29	47,7	85	61,5						2	3
<b>Celebrity</b>																				
All models		82-89		•			<b>607-344</b>		33	29	47,7	85	61,5						2	3
		84-91		•		M/T+A/T, 3/4Sp	<b>607-235</b>		27	32	61,5	93	65						5	3
<b>Corsica '87-'96</b>																				
2.2 (71-82 kW) Eng. LN2		87-95		•			<b>607-344</b>		33	29	47,7	85	61,5						2	3
3.1 V6 (104 kW) Eng. LHO		87-95		•			<b>607-344</b>		33	29	47,7	85	61,5						2	3




























<b>Corsica I</b>			L/R			NOTE	CIFAM ref.	ABS	A	B	C	D	E	F	H	I	L	M	Fig
All models			87-95	•			<b>607-344</b>		33	29	47,7	85	61,5					2	3
<b>Corsica II</b>			L/R			NOTE	CIFAM ref.	ABS	A	B	C	D	E	F	H	I	L	M	Fig
All models			87-95	•			<b>607-344</b>		33	29	47,7	85	61,5					2	3
<b>Corsica III</b>			L/R			NOTE	CIFAM ref.	ABS	A	B	C	D	E	F	H	I	L	M	Fig
All models			87-95	•			<b>607-344</b>		33	29	47,7	85	61,5					2	3
<b>Kadett</b>			L/R			NOTE	CIFAM ref.	ABS	A	B	C	D	E	F	H	I	L	M	Fig
1.8		84-	•		M/T+A/T, Brazil	<b>613-011</b>					22	83	79						
		84-	•		M/T+A/T, Brazil	<b>607-008</b>		33	25	52,35		90	59					5	3
2.0		84-	•		M/T+A/T, Brazil	<b>613-011</b>					22	83	79						
		84-	•		M/T+A/T, Brazil	<b>607-008</b>		33	25	52,35		90	59					5	3
<b>Lumina APV '89-'96</b>			L/R			NOTE	CIFAM ref.	ABS	A	B	C	D	E	F	H	I	L	M	Fig
2.3 (101 kW)			91-90	•			<b>607-235</b>		27	32	61,5	93	65					5	3
2.3 (108 kW) Eng. LD2			91-90	•			<b>607-235</b>		27	32	61,5	93	65					5	3
3.1 (119 kW) Eng. L82			91-90	•			<b>607-235</b>		27	32	61,5	93	65					5	3
3.1 (90 kW) Eng. LG6			91-90	•			<b>607-235</b>		27	32	61,5	93	65					5	3
3.8 (129 kW)			91-90	•			<b>607-235</b>		27	32	61,5	93	65					5	3
<b>Monza</b>			L/R			NOTE	CIFAM ref.	ABS	A	B	C	D	E	F	H	I	L	M	Fig
1.6		82-	•			<b>613-011</b>					22	83	79						
		82-	•			<b>607-008</b>		33	25	52,35		90	59					5	3
1.8		82-	•		A/T, Incl. Brazil	<b>613-011</b>					22	83	79						
		82-	•		A/T, Incl. Brazil	<b>607-008</b>		33	25	52,35		90	59					5	3
2.0		82-	•		A/T, Incl. Brazil	<b>613-011</b>					22	83	79						
		82-	•		A/T, Incl. Brazil	<b>607-008</b>		33	25	52,35		90	59					5	3
<b>Nova</b>			L/R			NOTE	CIFAM ref.	ABS	A	B	C	D	E	F	H	I	L	M	Fig
All models		85-88	•		Exc. Twin Cam	<b>613-069</b>					23	78	110						
		85-88	•		Exc. Twin Cam	<b>607-078</b>		26	29	56		84	59,5					5	3

## CHEVROLET USA










<b>Nova S</b>			L/R		NOTE	CIFAM ref.	ABS	A	B	C	D	E	F	H	I	L	M	Fig	
All models		85-88		•	Exc. Twin Cam	<b>613-069</b>				23	78	110							
		85-88		•	Exc. Twin Cam	<b>607-078</b>		26	29	56	84	59,5						5	3
<b>Sprint</b>			L/R		NOTE	CIFAM ref.	ABS	A	B	C	D	E	F	H	I	L	M	Fig	
All models		85-88		•		<b>613-070</b>				18	63	82							
		85-88		•		<b>607-080</b>		23	19	44	72	65						5	1














































## CHRYSLER



























<b>Grand Voyager III '08-</b>			L/R		NOTE	CIFAM ref.	ABS	A	B	C	D	E	F	H	I	L	M	Fig	
2.8 CRD (120 kW) Eng. VM64C		08-		•		<b>613-532</b>				24	90	94,5							
		08-		•		<b>607-741</b>		32	34	54,0	91,9	55,8						11	1
3.8 V6 (142 kW) Eng. EGH		09-		•		<b>613-532</b>				24	90	94,5							
		09-		•		<b>607-741</b>		32	34	54,0	91,9	55,8						11	1
<b>New Yorker '93-</b>			L/R		NOTE	CIFAM ref.	ABS	A	B	C	D	E	F	H	I	L	M	Fig	
3.5 i 24v (155 kW) Eng. F01		93-		•	Design:GKN	<b>613-247</b>				22	83	79							
		93-		•	Design:GKN	<b>607-356</b>		26	32	54	90	53						4	2
<b>Voyager I (ES) '84-'95</b>			L/R		NOTE	CIFAM ref.	ABS	A	B	C	D	E	F	H	I	L	M	Fig	
2.5 i (72 kW) Eng. K00		1/87-12/92		•	M/T+A/T	<b>613-247</b>				22	83	79							
		1/87-12/92		•	M/T	<b>607-356</b>		26	32	54	90	53						4	2
		1/91-12/91		•	A/T	<b>607-356</b>		26	32	54	90	53						4	2
2.5 i (74 kW) Eng. K		90-12/92		•	M/T+A/T	<b>613-247</b>				22	83	79							
		1/91-12/91		•	A/T	<b>607-356</b>		26	32	54	90	53						4	2
		90-12/92		•	M/T	<b>607-356</b>		26	32	54	90	53						4	2
2.5 TD (87 kW) Eng. 09B/ M00		1/92-12/92		•	M/T	<b>613-247</b>				22	83	79							
		1/92-12/92		•	M/T	<b>607-356</b>		26	32	54	90	53						4	2
3.0 i (108 kW) Eng. 6G72/ 300		1/87-12/92		•	M/T+A/T	<b>613-247</b>				22	83	79							
		1/87-12/92		•	M/T	<b>607-356</b>		26	32	54	90	53						4	2
		1/91-12/91		•	A/T	<b>607-356</b>		26	32	54	90	53						4	2
3.3 i, AWD (110 kW) Eng. EGA		90-12/92		•	M/T+A/T	<b>613-247</b>				22	83	79							
		1/91-12/91		•	A/T	<b>607-356</b>		26	32	54	90	53						4	2
		90-12/92		•	M/T	<b>607-356</b>		26	32	54	90	53						4	2

<b>Voyager I (ES) '84-'95</b>			L/R			NOTE	CIFAM ref.	ABS	A	B	C	D	E	F	H	I	L	M	Fig	
3.3 i, AWD (120 kW) Eng. R00		90-12/92		•		M/T+A/T	<b>613-247</b>				22	83	79							
		1/91-12/91		•		A/T	<b>607-356</b>		26	32	54	90	53						4	2
		90-12/92		•		M/T	<b>607-356</b>		26	32	54	90	53						4	2
<b>Voyager II (GS) '95-'01</b>			L/R			NOTE	CIFAM ref.	ABS	A	B	C	D	E	F	H	I	L	M	Fig	
2.0 i (98 kW) Eng. C00		95-01		•		+ABS	<b>613-302</b>				26	86	138							
		95-01		•		+ABS	<b>607-438</b>	47	26	32	54	92	53						4	2
2.4 i, AWD (111 kW) Eng. EDZ		96-01		•		+ABS	<b>613-302</b>				26	86	138							
		96-01		•		+ABS	<b>607-438</b>	47	26	32	54	92	53						4	2
2.5 TD (85 kW) Eng. 425CLIRS-X		96-01		•		+ABS	<b>613-302</b>				26	86	138							
		96-01		•		+ABS	<b>607-438</b>	47	26	32	54	92	53						4	2
<b>Voyager III (RG) '00-'07</b>			L/R			NOTE	CIFAM ref.	ABS	A	B	C	D	E	F	H	I	L	M	Fig	
2.4 (108 kW) Eng. EDZ		00-		•		+ABS	<b>607-512</b>	47	26	32	54	95,5	53						4	2
2.5 CRD (105 kW) Eng. ENC/ ENJ		00-		•		+ABS	<b>607-512</b>	47	26	32	54	95,5	53						4	2
<b>Voyager IV '08-</b>			L/R			NOTE	CIFAM ref.	ABS	A	B	C	D	E	F	H	I	L	M	Fig	
2.8 CRDi (120 kW) Eng. VM64C		08-		•			<b>613-532</b>				24	90	94,5							
		08-		•			<b>607-741</b>		32	34	54,0	91,9	55,8						11	1
3.8 (142 kW) Eng. EGH		07-		•			<b>613-532</b>				24	90	94,5							
		07-		•			<b>607-741</b>		32	34	54,0	91,9	55,8						11	1

## CHRYSLER USA












<b>Colt '79-</b>			L/R			NOTE	CIFAM ref.	ABS	A	B	C	D	E	F	H	I	L	M	Fig	
1.4		79-82		•			<b>613-025</b>				21	73	91							
		79-82		•			<b>607-026</b>		25	22	50	82	63						5	1
1.6		79-82		•			<b>613-025</b>				21	73	91							
		79-82		•			<b>607-026</b>		25	22	50	82	63						5	1
1.6 T.		84-88		•			<b>613-046</b>				21	73	91							
		84-88		•			<b>607-048</b>		25	23	50	78,7	64						5	1























<b>Fifth Avenue</b>			L/R			NOTE	CIFAM ref.	ABS	A	B	C	D	E	F	H	I	L	M	Fig
All models		1/87-12/90		•		Design:GKN, Exc. Turbo	613-247				22	83	79						
		1/87-12/88		•		Design:GKN, Exc. Turbo	607-356		26	32	54	90	53					4	2
		1/89-12/90		•		Design:GKN	607-356		26	32	54	90	53					4	2
<b>Imperial</b>			L/R			NOTE	CIFAM ref.	ABS	A	B	C	D	E	F	H	I	L	M	Fig
All models		1/90-12/90		•		Design:GKN	613-247				22	83	79						
		1/90-12/90		•		Design:GKN	607-356		26	32	54	90	53					4	2
<b>Le Baron</b>			L/R			NOTE	CIFAM ref.	ABS	A	B	C	D	E	F	H	I	L	M	Fig
All models		1/87-12/91		•		A/T, Exc. Turbo	613-247				22	83	79						
		1/87-12/88		•			607-356		26	32	54	90	53					4	2
		1/91-12/91		•		A/T, Exc. Turbo	607-356		26	32	54	90	53					4	2
<b>Le Baron GTS</b>			L/R			NOTE	CIFAM ref.	ABS	A	B	C	D	E	F	H	I	L	M	Fig
All models		1/87-12/91		•		A/T, Exc. Turbo	613-247				22	83	79						
		1/87-12/88		•			607-356		26	32	54	90	53					4	2
		1/91-12/91		•		A/T, Exc. Turbo	607-356		26	32	54	90	53					4	2
<b>New Yorker</b>			L/R			NOTE	CIFAM ref.	ABS	A	B	C	D	E	F	H	I	L	M	Fig
All models		1/87-12/90		•		Design:GKN, Exc. Turbo	613-247				22	83	79						
		1/87-12/88		•		Design:GKN, Exc. Turbo	607-356		26	32	54	90	53					4	2
		1/89-12/90		•		Design:GKN	607-356		26	32	54	90	53					4	2
<b>New Yorker Landau</b>			L/R			NOTE	CIFAM ref.	ABS	A	B	C	D	E	F	H	I	L	M	Fig
All models		1/87-12/90		•		Design:GKN, Exc. Turbo	613-247				22	83	79						
		1/87-12/88		•		Design:GKN, Exc. Turbo	607-356		26	32	54	90	53					4	2
		1/89-12/90		•		Design:GKN	607-356		26	32	54	90	53					4	2
<b>Phantom</b>			L/R			NOTE	CIFAM ref.	ABS	A	B	C	D	E	F	H	I	L	M	Fig
T., A/T		90-94		•		Design:GKN, Incl. Mexico	613-247				22	83	79						
		90-94		•		Design:GKN, Incl. Mexico	607-356		26	32	54	90	53					4	2
<b>Sebring</b>			L/R			NOTE	CIFAM ref.	ABS	A	B	C	D	E	F	H	I	L	M	Fig
Convertible		95-96		•			613-126				23	81	96						
		95-96		•			607-148		25	23	54	86,9	64,5					5	1





































2 CV '63-			L/R			NOTE	CIFAM ref.	ABS	A	B	C	D	E	F	H	I	L	M	Fig
0.4 (17 kW) Eng. A79-1(AYA2)		1/70-12/75	L/R			M/T	655-077		22			84			75		440	s2	
0.6 (18 kW) Eng. M28-1(AK2)		75-81	L/R			M/T	655-077		22			84			75		440	s2	
0.6 (20 kW) Eng. A06-664		79-90	L/R			M/T	655-077		22			84			75		440	s2	
0.6 (21 kW) Eng. A06-635		2/70-85	L/R			M/T	655-077		22			84			75		440	s2	
Ami '63-'77			L/R			NOTE	CIFAM ref.	ABS	A	B	C	D	E	F	H	I	L	M	Fig
0.6, Break (24 kW) Eng. M28(AM2)		5/68-7/69	L/R			M/T	655-077		22			84			75		440	s2	
0.8 (24 kW) Eng. M2(AM)		7/69-12/77	L/R			M/T	655-077		22			84			75		440	s2	
1.0 Super , Break (40 kW) Eng. G10		3/73-12/77	L/R			M/T, Only Break	655-077		22			84			75		440	s2	
Ax (ZA) '84-'98			L/R			NOTE	CIFAM ref.	ABS	A	B	C	D	E	F	H	I	L	M	Fig
0.95 (33 kW) Eng. CDY(TU9M)		9/86-91	L			G.Box:MA	655-004		21	22	76,5	71,5	30	81	65,5	616	s3		
		9/86-91	R			G.Box:MA	655-005		21	22	76,5	71,5	30	81	93,5	800	s3		
0.95 (37 kW) Eng. CDZ(TU9M)		91-	L			G.Box:MA	655-004		21	22	76,5	71,5	30	81	65,5	616	s3		
		91-	R			G.Box:MA	655-005		21	22	76,5	71,5	30	81	93,5	800	s3		
0.95 E (30 kW) Eng. C3A		86-88	L			G.Box:MA	655-004		21	22	76,5	71,5	30	81	65,5	616	s3		
		86-88	R			G.Box:MA	655-005		21	22	76,5	71,5	30	81	93,5	800	s3		
1.1 (40 kW) Eng. H1B		9/86-90	L			G.Box:MA	655-004		21	22	76,5	71,5	30	81	65,5	616	s3		
		9/86-90	R			G.Box:MA	655-005		21	22	76,5	71,5	30	81	93,5	800	s3		
1.1 (40 kW) Eng. HDZ(TU1M)		89-97	L			G.Box:MA	655-004		21	22	76,5	71,5	30	81	65,5	616	s3		
		89-97	R			G.Box:MA	655-005		21	22	76,5	71,5	30	81	93,5	800	s3		
1.1 Kat (40 kW) Eng. HAZ(TU1CP)		88-89	L			G.Box:MA	655-004		21	22	76,5	71,5	30	81	65,5	616	s3		
		88-89	R			G.Box:MA	655-005		21	22	76,5	71,5	30	81	93,5	800	s3		
1.3 Sport (70 kW) Eng. M4A		87-88	L			G.Box:MA	655-004		21	22	76,5	71,5	30	81	65,5	616	s3		
		87-88	R			G.Box:MA	655-005		21	22	76,5	71,5	30	81	93,5	800	s3		
1.4 (44 kW) Eng. KAY(TU3CP)		86-88	L			G.Box:MA	655-004		21	22	76,5	71,5	30	81	65,5	616	s3		
		86-88	R			G.Box:MA	655-005		21	22	76,5	71,5	30	81	93,5	800	s3		
1.4 (49 kW) Eng. K1F		88-89	L			G.Box:MA	655-004		21	22	76,5	71,5	30	81	65,5	616	s3		
		88-89	R			G.Box:MA	655-005		21	22	76,5	71,5	30	81	93,5	800	s3		
1.4 (62 kW) Eng. K2A/ B		88-92	L			+ABS, G.Box:MA	655-130	48	21	22	76,5	71,5	30	75	65	614	s3		
		88-92	L			-ABS, G.Box:MA	655-014		21	22	76,5	71,5	30	75	65	614	s3		
		88-92	R			+ABS, G.Box:MA	655-131	48	21	22	76,5	71,5	30	75	93,5	798	s3		
		88-92	R			-ABS, G.Box:MA	655-015		21	22	76,5	71,5	30	75	93,5	798	s3		








































































<b>Berlingo I (MF) '96-'08</b>		L/R			NOTE	CIFAM ref.	ABS	A	B	C	D	E	F	H	I	L	M	Fig
1.1, i (41-44 kW) Eng. HDZ/HFX(TU1M/ K/ MZ/ JP)		7/96-	L		+ABS, G.Box:MA	<b>655-134</b>	29	25		22	84	75		79	58	592	s5	
		7/96-	L		-ABS, G.Box:MA	<b>655-132</b>		25		22	86,5	71,5	30	79	58,5	594	s5	
		7/96-	R		+ABS, G.Box:MA	<b>655-135</b>	29	25		22	84	75		79	333	865	s6	
		7/96-	R		-ABS, G.Box:MA	<b>655-133</b>		25		22	86,5	71,5		79	333	865	s6	
1.4 i, Bivalent (55 kW) Eng. KFX(TU3JP)		7/96-	L		+ABS, G.Box:MA	<b>655-134</b>	29	25		22	84	75		79	58	592	s5	
		7/96-	L		-ABS, G.Box:MA	<b>655-132</b>		25		22	86,5	71,5	30	79	58,5	594	s5	
		7/96-	R		+ABS, G.Box:MA	<b>655-135</b>	29	25		22	84	75		79	333	865	s6	
		7/96-	R		-ABS, G.Box:MA	<b>655-133</b>		25		22	86,5	71,5		79	333	865	s6	
1.6 16v (80 kW) Eng. NFU(TU5JP4)		00-		●	+ABS	<b>613-509</b>				34,9	84	119						
		00-		●	+ABS	<b>607-558</b>	29	25	34	58,5	86	46,5					11a	2
		00-08	L		+ABS, M/T, G.Box:BE4	<b>655-805</b>	48	25	24		88			79	62	584	s3	
		00-08	R		+ABS, M/T, G.Box:BE4	<b>655-806</b>	48	25	24		88			79	350	875	s4	
1.6 HDi (55 kW) Eng. 9HW(DV6ETED/ DV6B)		05-		●	+ABS	<b>613-504</b>				34,9	84	119						
		05-		●	+ABS	<b>607-585</b>	48	25	34	58,5	86	46,5					11a	2
		05-08	L		+ABS, M/T, G.Box:BE4	<b>655-805</b>	48	25	24		88			79	62	584	s3	
		05-08	R		+ABS, M/T, G.Box:BE4	<b>655-806</b>	48	25	24		88			79	350	875	s4	
1.6 HDi (66 kW) Eng. 9HX(DV6ATED4)		05-		●	+ABS	<b>613-504</b>				34,9	84	119						
		05-		●	+ABS	<b>607-585</b>	48	25	34	58,5	86	46,5					11a	2
		05-05	L		+ABS, M/T, G.Box:BE4	<b>655-805</b>	48	25	24		88			79	62	584	s3	
		05-05	R		+ABS, M/T, G.Box:BE4	<b>655-806</b>	48	25	24		88			79	350	875	s4	
1.6 HDi (80 kW) Eng. 9HZ(DV6TED4)		05-08	L		+ABS, M/T, G.Box:BE4	<b>655-805</b>	48	25	24		88			79	62	584	s3	
		05-08	R		+ABS, M/T, G.Box:BE4	<b>655-806</b>	48	25	24		88			79	350	875	s4	
1.8 D (43 kW) Eng. A9A(XUD7)		98-		●	+ABS	<b>613-308</b>				31	75	115						
		98-		●	+ABS	<b>607-446</b>	29	25	34	58,5	87,75	46					11a	2
		98-	L		+ABS, G.Box:BE3	<b>655-522</b>	29	25			90			80		596	s5	
		98-	L		-ABS, G.Box:BE3	<b>655-524</b>		25			90			80		596	s5	
		98-	R		+ABS, G.Box:BE3	<b>655-523</b>	29	25			90			80		876	s6	
		98-	R		-ABS, G.Box:BE3	<b>655-525</b>		25			90			80		876	s6	























<b>Berlingo I (MF) '96-'08</b>			L/R			NOTE	CIFAM ref.	ABS	A	B	C	D	E	F	H	I	L	M	Fig		
1.8i (66 kW) Eng. LFX(XU7JB)		7/97-		●		+ABS, G.Box:BE3	<b>613-203</b>				28	74	115								
		7/97-		●		+ABS, G.Box:BE3	<b>607-302</b>	29	25	34	59	87	46					11a	2		
		97-	L				+ABS, G.Box:BE3	<b>655-522</b>	29	25			90			80		596	s5		
		97-	L				-ABS, G.Box:BE3	<b>655-524</b>		25			90			80		596	s5		
		97-	R				+ABS, G.Box:BE3	<b>655-523</b>	29	25			90			80		876	s6		
		97-	R				-ABS, G.Box:BE3	<b>655-525</b>		25			90			80		876	s6		
1.9 D (50 kW) Eng. D9B/DJY(XUD9A/L)		96-		●		+ABS, G.Box:BE3	<b>613-203</b>				28	74	115								
		96-		●		+ABS, G.Box:BE3	<b>607-302</b>	29	25	34	59	87	46					11a	2		
		96-	L				+ABS, G.Box:BE3	<b>655-522</b>	29	25			90			80		596	s5		
		96-	L				-ABS, G.Box:BE3	<b>655-524</b>		25			90			80		596	s5		
		96-	R				+ABS, G.Box:BE3	<b>655-523</b>	29	25			90			80		876	s6		
		96-	R				-ABS, G.Box:BE3	<b>655-525</b>		25			90			80		876	s6		
1.9 D, 4WD (51 kW) Eng. WJY(DW8B)/ WJZ(DW8)		98-		●		+ABS	<b>613-509</b>				34,9	84	119								
		98-		●		+ABS	<b>607-558</b>	29	25	34	58,5	86	46,5					11a	2		
		98-	L				+ABS, G.Box:BE3	<b>655-522</b>	29	25			90			80		596	s5		
		98-	L				-ABS, G.Box:BE3	<b>655-524</b>		25			90			80		596	s5		
		98-	R				+ABS, G.Box:BE3	<b>655-523</b>	29	25			90			80		876	s6		
		98-	R				-ABS, G.Box:BE3	<b>655-525</b>		25			90			80		876	s6		
2.0 HDi, 4WD (66 kW) Eng. RHY(DW10TD)		12/99-		●		+ABS	<b>613-308</b>				31	75	115								
		12/99-		●		+ABS	<b>607-446</b>	29	25	34	58,5	87,75	46					11a	2		
		12/99-	L				+ABS, M/T, G.Box:BE3	<b>655-641</b>	29	25			90			80		587			
		12/99-	L				-ABS, M/T, G.Box:BE3	<b>655-639</b>		25			90			80		589			
		12/99-	R				+ABS, M/T, G.Box:BE3	<b>655-642</b>	29	25			90			80		874			
		12/99-	R				-ABS, M/T, G.Box:BE3	<b>655-640</b>		25			90			80		876			
		99-08	L				+ABS, M/T, G.Box:BE4	<b>655-805</b>	48	25	24		88			79	62	584	s3		
		99-08	R				+ABS, M/T, G.Box:BE4	<b>655-806</b>	48	25	24		88			79	350	875	s4		
<b>Berlingo II '08-</b>			L/R			NOTE	CIFAM ref.	ABS	A	B	C	D	E	F	H	I	L	M	Fig		
1.6 16v (66 kW) Eng. NFR(TU5JP)		08-		●		G.Box:BE4R/ MC	<b>613-511</b>				34,9	84	119								
		08-		●		G.Box:BE4R/ MC	<b>607-675</b>		25	34	58,5	86	46,5					11a	2		
1.6 16v (80 kW) Eng. NFU(TU5JP4)		08-		●		G.Box:BE4R/ MC	<b>613-511</b>				34,9	84	119								
		08-		●		G.Box:BE4R/ MC	<b>607-675</b>		25	34	58,5	86	46,5					11a	2		

<b>Berlingo II '08-</b>			L/R			NOTE	CIFAM ref.	ABS	A	B	C	D	E	F	H	I	L	M	Fig	
1.6 16v (88 kW) Eng. 5FS(EP6C)		09-		•		G.Box:BE4R/ MC	<b>613-511</b>				34,9	84	119							
		09-		•		G.Box:BE4R/ MC	<b>607-675</b>		25	34	58,5	86	46,5						11a	2
1.6 HDi (55 kW) Eng. 9HN/9HW(DV6ETED)/9HT(DV6BTED4)		08-		•		G.Box:BE4R/ MC	<b>613-511</b>				34,9	84	119							
		08-		•		G.Box:BE4R	<b>607-675</b>		25	34	58,5	86	46,5						11a	2
1.6 HDi (66-68 kW) Eng. 9HP(DV6DTE4)/9HX(DV6ATED4)		08-		•		G.Box:BE4R/ MC	<b>613-511</b>				34,9	84	119							
		08-		•		G.Box:BE4R/ MC	<b>607-675</b>		25	34	58,5	86	46,5						11a	2
1.6 HDi (81 kW) Eng. 9HZ(DV6TED4)/9HR(DV6C)		08-		•		G.Box:BE4R	<b>613-511</b>				34,9	84	119							
		08-		•		G.Box:BE4R/ MC	<b>607-675</b>		25	34	58,5	86	46,5						11a	2
<b>Bx (XB) '82-'94</b>			L/R			NOTE	CIFAM ref.	ABS	A	B	C	D	E	F	H	I	L	M	Fig	
1.1 (42 kW) Eng. A-XY 6C		86-92		•		G.Box:MA	<b>613-019</b>				20	80	107							
		86-92		•		G.Box:MA	<b>607-015</b>		25	22	55,3	84	46						11a	2
1.4 E (49 kW) Eng. 150F		85-93		•		Ch 4206-, G.Box:MA	<b>613-019</b>				20	80	107							
		85-93		•		Ch 4206-, G.Box:MA	<b>607-015</b>		25	22	55,3	84	46						11a	2
1.4 E, Break (52-53-59 kW) Eng. 150C		83-93		•		Ch 4206-, G.Box:MA	<b>613-019</b>				20	80	107							
		83-93		•		Ch 4206-, G.Box:MA	<b>607-015</b>		25	22	55,3	84	46						11a	2
1.4, Break (47 kW) Eng. K1H(TU3A)		1/89-12/89		•		Ch 4206-, G.Box:MA	<b>613-019</b>				20	80	107							
		1/89-12/89		•		Ch 4206-, G.Box:MA	<b>607-015</b>		25	22	55,3	84	46						11a	2
1.4, Break (55 kW) Eng. KDY(TU3M)/ KDZ(TU3M-Z)		89-93		•		Ch 4206-, G.Box:MA	<b>613-019</b>				20	80	107							
		89-93		•		Ch 4206-, G.Box:MA	<b>607-015</b>		25	22	55,3	84	46						11a	2
1.6 (58 kW) Eng. B1A(XU51C-K)		87-93		•		G.Box:BE1/3	<b>613-019</b>				20	80	107							
		87-93		•		G.Box:BE1/3	<b>607-015</b>		25	22	55,3	84	46						11a	2
		87-93	L			G.Box:BE1/3	<b>655-023</b>		25		24	84	81	33	80	70	591	s5		
		87-93	R			G.Box:BE1/3	<b>655-024</b>		25			84			80		867	s6		
1.6 (68 kW) Eng. XU52C		9/82-92		•		G.Box:BE1/3	<b>613-019</b>				20	80	107							
		9/82-92		•		G.Box:BE1/3	<b>607-015</b>		25	22	55,3	84	46						11a	2
		9/82-92	L			G.Box:BE1/3	<b>655-023</b>		25		24	84	81	33	80	70	591	s5		
		9/82-92	R			G.Box:BE1/3	<b>655-024</b>		25			84			80		867	s6		
1.6 E, Break (65 kW) Eng. BDY(XU5M)/ BDZ		89-93		•		G.Box:BE1/3	<b>613-019</b>				20	80	107							
		89-93		•		G.Box:BE1/3	<b>607-015</b>		25	22	55,3	84	46						11a	2
		89-93	L			G.Box:BE1/3	<b>655-023</b>		25		24	84	81	33	80	70	591	s5		
		89-93	R			G.Box:BE1/3	<b>655-024</b>		25			84			80		867	s6		



















Bx (XB) '82-'94		L/R			NOTE	CIFAM ref.	ABS	A	B	C	D	E	F	H	I	L	M	Fig	
1.6, Break (53-59 kW) Eng. B1E(XU51C)		87-94		●	G.Box:BE1/3	613-019				20	80	107							
		87-94		●	G.Box:BE1/3	607-015		25	22	55,3	84	46						11a	2
		87-94	L			G.Box:BE1/3	655-023		25		24	84	81	33	80	70	591	s5	
		87-94	R			G.Box:BE1/3	655-024		25			84			80		867	s6	
1.6, Break (55 kW) Eng. BAY/ BAZ(XU5CP)		88-94		●	G.Box:BE1/3	613-019				20	80	107							
		88-94		●	G.Box:BE1/3	607-015		25	22	55,3	84	46						11a	2
		88-94	L			G.Box:BE1/3	655-023		25		24	84	81	33	80	70	591	s5	
		88-94	R			G.Box:BE1/3	655-024		25			84			80		867	s6	
1.6, Break (64 kW) Eng. 171D		85-94		●	G.Box:BE1/3	613-019				20	80	107							
		85-94		●	G.Box:BE1/3	607-015		25	22	55,3	84	46						11a	2
		85-94	L			G.Box:BE1/3	655-023		25		24	84	81	33	80	70	591	s5	
		85-94	R			G.Box:BE1/3	655-024		25			84			80		867	s6	
1.6, Break (66 kW) Eng. 171A/ B/ C		9/82-94		●	G.Box:BE1/3	613-019				20	80	107							
		9/82-94		●	G.Box:BE1/3	607-015		25	22	55,3	84	46						11a	2
		9/82-94	L			G.Box:BE1/3	655-023		25		24	84	81	33	80	70	591	s5	
		9/82-94	R			G.Box:BE1/3	655-024		25			84			80		867	s6	
1.6, Break (76 kW) Eng. 180Z		86-94		●	G.Box:BE1/3	613-019				20	80	107							
		86-94		●	G.Box:BE1/3	607-015		25	22	55,3	84	46						11a	2
		86-94	L			G.Box:BE1/3	655-023		25		24	84	81	33	80	70	591	s5	
		86-94	R			G.Box:BE1/3	655-024		25			84			80		867	s6	
1.8 D (44 kW) Eng. 161A(XUD7)		85-93		●	G.Box:BE1/3	613-019				20	80	107							
		85-93		●	+ABS, ABS:Bendix	613-146				23	88	101							
		85-93		●	G.Box:BE1/3	607-015		25	22	55,3	84	46						11a	2
		85-93		●	+ABS, ABS:Bendix	607-206	90	25	23	55,3	87	46						11a	2
		85-93	L			G.Box:BE1/3	655-023		25		24	84	81	33	80	70	591	s5	
		85-93	R			G.Box:BE1/3	655-024		25			84			80		867	s6	
1.8 TR D T., Break (66 kW) Eng. AJZ(XUD7TE)/ A8A(XUD7TE)		88-94		●	+/-ABS, ABS:Bendix	613-146				23	88	101							
		88-94		●	+ABS, ABS:Bendix	607-206	90	25	23	55,3	87	46						11a	2
		88-94		●	-ABS	607-177		25	23	55,3	90	46						11a	2
		88-94	L			+ABS, M/T, G.Box:BE1/3	655-136	29	25			88			80	70	593	s5	
		88-94	L			-ABS, M/T, G.Box:BE1/3	655-078		25		24	90	79		80	70	585	s16	
		88-94	R			+ABS, M/T, G.Box:BE1/3	655-137	29	25		24	88	81	33	80	350	867	s6	
	88-94	R			-ABS, M/T, G.Box:BE1/3	655-079		25		24	90	81	33	80	350	867	s6		






























Bx (XB) '82-'94		L/R			NOTE	CIFAM ref.	ABS	A	B	C	D	E	F	H	I	L	M	Fig		
1.9 D, Break (47 kW) Eng. D9A(XUD9)/162(XUD9)		8/83-87		●	G.Box:BE1/3	613-019				20	80	107								
		8/83-87		●	G.Box:BE1/3	607-015		25	22	55,3	84	46						11a	2	
		8/83-87	L			G.Box:BE1/3	655-023		25		24	84	81	33	80	70	591		s5	
		8/83-87	R			G.Box:BE1/3	655-024		25			84				80		867		s6
1.9 D, Break (51 kW) Eng. D9B(XUD9A-U)		87-94		●	G.Box:BE1/3	613-019				20	80	107								
		87-94		●	G.Box:BE1/3	607-015		25	22	55,3	84	46						11a	2	
		87-94	L			G.Box:BE1/3	655-023		25		24	84	81	33	80	70	591		s5	
		87-94	R			G.Box:BE1/3	655-024		25			84				80		867		s6
1.9 GTi (90 kW) Eng. D6A(XU9J2)		86-93		●	+/-ABS, ABS:Bendix	613-146				23	88	101								
		86-93		●	+ABS, ABS:Bendix	607-206	90	25	23	55,3	87	46							11a	2
		86-93		●	-ABS	607-177		25	23	55,3	90	46							11a	2
		86-93	L			+ABS, M/T, G.Box:BE1/3	655-136	29	25			88				80	70	593		s5
		86-93	L			-ABS, M/T, G.Box:BE1/3	655-078		25		24	90	79			80	70	585		s16
		86-93	R			+ABS, M/T, G.Box:BE1/3	655-137	29	25		24	88	81	33	80	350	867		s6	
86-93		R			-ABS, M/T, G.Box:BE1/3	655-079		25		24	90	81	33	80	350	867		s6		
1.9 GTi 16v (108 kW) Eng. DFW(XU9J4)		88-93		●	+/-ABS, ABS:Bendix	613-146				23	88	101								
		88-93		●	+ABS, ABS:Bendix	607-206	90	25	23	55,3	87	46							11a	2
		88-93		●	-ABS	607-177		25	23	55,3	90	46							11a	2
		88-93	L			+ABS, M/T, G.Box:BE1/3	655-136	29	25			88				80	70	593		s5
		88-93	L			-ABS, M/T, G.Box:BE1/3	655-078		25		24	90	79			80	70	585		s16
		88-93	R			+ABS, M/T, G.Box:BE1/3	655-137	29	25		24	88	81	33	80	350	867		s6	
88-93		R			-ABS, M/T, G.Box:BE1/3	655-079		25		24	90	81	33	80	350	867		s6		
1.9 GTi 16v (116 kW) Eng. D6C(XU9J4)		7/87-88		●	+/-ABS, ABS:Bendix	613-146				23	88	101								
		7/87-88		●	+ABS, ABS:Bendix	607-206	90	25	23	55,3	87	46							11a	2
		7/87-88		●	-ABS	607-177		25	23	55,3	90	46							11a	2
		7/87-88	L			+ABS, M/T, G.Box:BE1/3	655-136	29	25			88				80	70	593		s5
		7/87-88	L			-ABS, M/T, G.Box:BE1/3	655-078		25		24	90	79			80	70	585		s16
		7/87-88	R			+ABS, M/T, G.Box:BE1/3	655-137	29	25		24	88	81	33	80	350	867		s6	
7/87-88		R			-ABS, M/T, G.Box:BE1/3	655-079		25		24	90	81	33	80	350	867		s6		

<b>Bx (XB) '82-'94</b>			L/R			NOTE	CIFAM ref.	ABS	A	B	C	D	E	F	H	I	L	M	Fig	
1.9 GTi, 4WD, Break (88 kW) Eng. DKZ(XU9JA)		88-94		●		+/-ABS, ABS:Bendix	<b>613-146</b>				23	88	101							
		88-94		●		+ABS, ABS:Bendix	<b>607-206</b>	90	25	23	55,3	87	46					11a	2	
		88-94		●		-ABS	<b>607-177</b>		25	23	55,3	90	46						11a	2
		88-94	L				+ABS, M/T, G.Box:BE1/3	<b>655-136</b>	29	25			88			80	70	593	s5	
		88-94	L				-ABS, M/T, G.Box:BE1/3	<b>655-078</b>		25		24	90	79		80	70	585	s16	
		88-94	R				+ABS, M/T, G.Box:BE1/3	<b>655-137</b>	29	25		24	88	81	33	80	350	867	s6	
		88-94	R				-ABS, M/T, G.Box:BE1/3	<b>655-079</b>		25		24	90	81	33	80	350	867	s6	
1.9, Break (70 kW) Eng. D2C(XU92C)		86-89		●		G.Box:BE1/3	<b>613-019</b>				20	80	107							
		86-89		●		G.Box:BE1/3	<b>607-015</b>		25	22	55,3	84	46					11a	2	
1.9, Break (75-77 kW) Eng. D2A(XU92C)		86-94		●		G.Box:BE1/3	<b>613-019</b>				20	80	107							
		86-94		●		G.Box:BE1/3	<b>607-015</b>		25	22	55,3	84	46					11a	2	
<b>C1 (PM, PN) '05-</b>			L/R			NOTE	CIFAM ref.	ABS	A	B	C	D	E	F	H	I	L	M	Fig	
1.0 (50 kW) Eng. 1KR-FE		05-		●			<b>607-528</b>		24	19	49,5	70,1	56					5a	1	
		05-	L			M/T	<b>655-920</b>		24		23	70,2	70,3		90,7	60,3	650	s3		
		05-	R			M/T	<b>655-921</b>		24		23	70,2	70,3		90,7	60,3	840	s3		
1.4 HDi (40 kW) Eng. DV4D		05-		●			<b>607-515</b>		24	20	49,5	73	55					5a	1	
		05-	L			M/T	<b>655-857</b>		24	23		73	70,3		90,8	60	593	s3		
		05-	R			M/T	<b>655-858</b>		24	23		73	70,3		90,8	60	897	s3		
<b>C2 (JM) '03-</b>			L/R			NOTE	CIFAM ref.	ABS	A	B	C	D	E	F	H	I	L	M	Fig	
1.1 (44 kW) Eng. HFX(TU1JP)		03-		●			<b>613-383</b>				17	68	100							
		03-		●			<b>607-561</b>		21	20	48,7	72,4	52					4a	1	
		03-	L				-ABS, G.Box:MA	<b>655-415</b>		21		21	79			86		652	s5	
		03-	R				-ABS, G.Box:MA	<b>655-416</b>		21		21	79			86		841	s5	
1.4 (54 kW) Eng. KFV(TU3JP)		03-	L	●			<b>613-281</b>				20	68	100							
		03-	R	●			<b>613-505</b>				29,5	72,5	112							
		06-		●			<b>613-383</b>				17	68	100							
		03-	L	●				<b>607-407</b>		21	21	48,75	75,6	52					4a	2
		03-	R	●				<b>607-646</b>		21	21	48,75	75,6	52					4a	2
		06-		●				<b>607-561</b>		21	20	48,7	72,4	52					4a	1
		03-	L				-ABS, G.Box:MA	<b>655-415</b>		21		21	79			86		652	s5	
03-		R				-ABS, G.Box:MA	<b>655-416</b>		21		21	79			86		841	s5		



































<b>C2 (JM) '03-</b>			L/R			NOTE	CIFAM ref.	ABS	A	B	C	D	E	F	H	I	L	M	Fig		
1.4 16v (65 kW) Eng. KFU(ET3J4)		06-		●			<b>613-383</b>				17	68	100								
		06-		●			<b>607-561</b>		21	20	48,7	72,4	52						4a	1	
		06-	L			M/T		<b>655-811</b>		21	22		79			86	58,5	642		s3	
		06-	R			M/T		<b>655-416</b>		21		21	79			86		841		s5	
1.4 HDi (50 kW) Eng. 8HX(DV4TD)		03-		●	Ch 09801-		<b>613-421</b>				22	72	127								
		03-	L	●	Ch -09800		<b>613-281</b>				20	68	100								
		03-	R	●	Ch -09800		<b>613-505</b>				29,5	72,5	112								
		03-		●	Ch 09801-		<b>607-638</b>		21	21	48,5	75,1	51,5							4a	2
		03-	L	●	Ch -09800		<b>607-407</b>		21	21	48,75	75,6	52							4a	2
		03-	R	●	Ch -09800		<b>607-646</b>		21	21	48,75	75,6	52							4a	2
		03-	L			Ch -09800		<b>655-708</b>		21		22	75	72		86	58,5	637			
		03-	R			Ch -09800		<b>655-709</b>		21		22	75	72		86	96	852			
9/03-		L			M/T, G. Box:MA68		<b>655-951</b>		21		22	75	-	-	86	65	641				
	9/03-	R			M/T, G.Box:MA68		<b>655-952</b>		21		22	75	-	-	86	93	847				
1.6 16v (80 kW) Eng. NFU(TU5JP4)		03-	L	●			<b>613-382</b>				22	76	113								
		03-	R	●				<b>613-429</b>				28	74	115							
		03-	L	●				<b>607-560</b>		21	22	48,6	79,2	52						4a	2
		03-	R	●				<b>607-649</b>		21	22	48,6	79,2	52						4a	2
		03-	L			M/T		<b>655-811</b>		21	22		79			86	58,5	642		s3	
		03-	R			M/T		<b>655-416</b>		21		21	79			86		841		s5	
1.6 HDi (80 kW) Eng. 9HZ(DV6TED4)		05-		●			<b>613-518</b>				34,9	84	119								
		05-		●			<b>607-729</b>		21	34	48,1	85,9	50,4						4a	2	
1.6 VTS (90 kW) Eng. NFS(TU5JP4S)		06-		●	+/-ABS		<b>613-344</b>				22	72	97								
		06-		●	+/-ABS		<b>607-498</b>		21	28	49	81	51							4a	3
		05-	L			M/T		<b>655-811</b>		21	22		79			86	58,5	642		s3	
		05-	R			M/T		<b>655-416</b>		21		21	79			86		841		s5	
<b>C3 I (FC) '02-'09</b>			L/R			NOTE	CIFAM ref.	ABS	A	B	C	D	E	F	H	I	L	M	Fig		
1.1 (44 kW) Eng. HFX(TU1JP)		2/02-	L	●	G.Box:MA		<b>613-281</b>				20	68	100								
		2/02-	R	●	G.Box:MA		<b>613-505</b>				29,5	72,5	112								
		2/02-	L	●	G.Box:MA		<b>607-407</b>		21	21	48,75	75,6	52							4a	2
		2/02-	R	●	G.Box:MA		<b>607-646</b>		21	21	48,75	75,6	52							4a	2
		2/02-	L			-ABS, G.Box:MA		<b>655-415</b>		21		21	79			86		652		s5	
		2/02-	R			-ABS, G.Box:MA		<b>655-416</b>		21		21	79			86		841		s5	





































<b>C3 I (FC) '02-'09</b>			L/R			NOTE	CIFAM ref.	ABS	A	B	C	D	E	F	H	I	L	M	Fig			
1.4 (54 kW) Eng. KfV(TU3JP)		2/02-	L	●		G.Box:MA	<b>613-281</b>				20	68	100									
		2/02-	R	●		G.Box:MA	<b>613-505</b>				29,5	72,5	112									
		2/02-	L	●		G.Box:MA	<b>607-407</b>		21	21	48,75	75,6	52							4a	2	
		2/02-	R	●		G.Box:MA	<b>607-646</b>		21	21	48,75	75,6	52							4a	2	
		2/02-	L				-ABS, G.Box:MA	<b>655-415</b>		21		21	79			86			652		s5	
		2/02-	R				-ABS, G.Box:MA	<b>655-416</b>		21		21	79			86			841		s5	
1.4 16v (65 kW) Eng. KFU(ET3J4)		03-	L	●		Ch -10828	<b>613-382</b>				22	76	113									
		03-	R	●		Ch -10828	<b>613-429</b>				28	74	115									
		03-	L	●		Ch -10828	<b>607-560</b>		21	22	48,6	79,2	52								4a	2
		03-	R	●		Ch -10828	<b>607-649</b>		21	22	48,6	79,2	52								4a	2
		03-	L				M/T	<b>655-811</b>		21	22		79			86	58,5	642			s3	
		03-	R				M/T	<b>655-416</b>		21		21	79			86			841		s5	
1.4 HDi (50 kW) Eng. 8HX(DV4TD)		02-	L	●			<b>613-281</b>				20	68	100									
		02-	R	●				<b>613-505</b>				29,5	72,5	112								
		02-	L	●				<b>607-407</b>		21	21	48,75	75,6	52							4a	2
		02-	R	●				<b>607-646</b>		21	21	48,75	75,6	52							4a	2
		02-	L				G.Box:MA	<b>655-708</b>		21		22	75	72		86	58,5	637				
		02-	R				G.Box:MA	<b>655-709</b>		21		22	75	72		86	96	852				
		6/02-	L				A/T	<b>655-951</b>		21		22	75	-	-	86	65	641				
		6/02-	L				M/T, G. Box:MA68	<b>655-951</b>		21		22	75	-	-	86	65	641				
		6/02-	R				A/T	<b>655-952</b>		21		22	75	-	-	86	93	847				
6/02-	R				M/T, G.Box:MA68	<b>655-952</b>		21		22	75	-	-	86	93	847						
1.4 HDi (66 kW) Eng. 8HY(DV4TED4)		02-	L	●			<b>613-382</b>				22	76	113									
		02-	R	●				<b>613-429</b>				28	74	115								
		02-	L	●				<b>607-560</b>		21	22	48,6	79,2	52							4a	2
		02-	R	●				<b>607-649</b>		21	22	48,6	79,2	52							4a	2
		02-	L				G.Box:BE4R	<b>655-706</b>		21	24		79			86	69	633				
		02-	R				G.Box:BE4R	<b>655-707</b>		21	24		79			86	290	853				
1.6 16v (80 kW) Eng. NFU(TU5JP4)		02-	L	●			<b>613-382</b>				22	76	113									
		02-	R	●				<b>613-429</b>				28	74	115								
		02-	L	●				<b>607-560</b>		21	22	48,6	79,2	52							4a	2
		02-	R	●				<b>607-649</b>		21	22	48,6	79,2	52							4a	2
		02-	L				M/T	<b>655-811</b>		21	22		79			86	58,5	642			s3	
		02-	R				M/T	<b>655-416</b>		21		21	79			86			841		s5	




































<b>C3 I (FC) '02-'09</b>			L/R			NOTE	CIFAM ref.	ABS	A	B	C	D	E	F	H	I	L	M	Fig	
1.6 HDi (66 kW) Eng. 9HX(DV6ATED4)		05-	L	•			<b>613-382</b>				22	76	113							
		05-	R	•				<b>613-429</b>				28	74	115						
		05-	L	•				<b>607-560</b>	21	22	48,6	79,2	52						4a	2
		05-	R	•				<b>607-649</b>	21	22	48,6	79,2	52						4a	2
		02-	L					<b>655-706</b>	21	24		79				86	69	633		
		02-	R					<b>655-707</b>	21	24		79				86	290	853		
1.6 HDi 16v (80 kW) Eng. 9HZ(DV6TED4)		05-	L	•			<b>613-382</b>				22	76	113							
		05-	R	•				<b>613-429</b>				28	74	115						
		05-	L	•				<b>607-560</b>	21	22	48,6	79,2	52						4a	2
		05-	R	•				<b>607-649</b>	21	22	48,6	79,2	52						4a	2
		02-	L					<b>655-706</b>	21	24		79				86	69	633		
		02-	R					<b>655-707</b>	21	24		79				86	290	853		
<b>C3 I Pluriel (HB) '03-'09</b>			L/R			NOTE	CIFAM ref.	ABS	A	B	C	D	E	F	H	I	L	M	Fig	
1.4 (54 kW) Eng. KFV(TU3JP)		03-		•		+/-ABS	<b>613-344</b>				22	72	97							
			03-		•		+/-ABS	<b>607-498</b>	21	28	49	81	51						4a	3
1.4 HDi (50 kW) Eng. 8HX(DV4TD)		04-	L	•			<b>613-382</b>				22	76	113							
		04-	R	•				<b>613-429</b>				28	74	115						
		04-	L	•				<b>607-560</b>	21	22	48,6	79,2	52						4a	2
		04-	R	•				<b>607-649</b>	21	22	48,6	79,2	52						4a	2
1.6 16v (80 kW) Eng. NFU(TU5JP4)		03-	L	•			<b>613-382</b>				22	76	113							
		03-	R	•				<b>613-429</b>				28	74	115						
		03-	L	•				<b>607-560</b>	21	22	48,6	79,2	52						4a	2
		03-	R	•				<b>607-649</b>	21	22	48,6	79,2	52						4a	2
<b>C3 II '09-</b>			L/R			NOTE	CIFAM ref.	ABS	A	B	C	D	E	F	H	I	L	M	Fig	
1.1 (44 kW) Eng. HFX(TU1JP)		09-		•			<b>613-475</b>				22	72	127							
			09-		•			<b>607-703</b>	21	28	48,9	75,5	51						4a	2
1.4 (54 kW) Eng. KFT(TU3A)		09-		•			<b>613-475</b>				22	72	127							
			09-		•			<b>607-703</b>	21	28	48,9	75,5	51						4a	2
1.4 HDi (50 kW) Eng. 8HR/8HZ(DV4C/TD)		09-		•			<b>613-475</b>				22	72	127							
			09-		•			<b>607-703</b>	21	28	48,9	75,5	51						4a	2
1.4 VTi (70 kW) Eng. 8FP(EP3/C)		09-		•			<b>613-475</b>				22	72	127							
			09-		•			<b>607-703</b>	21	28	48,9	75,5	51						4a	2

































<b>C4 Grand Picasso (UA) '06-</b>			L/R			NOTE	CIFAM ref.	ABS	A	B	C	D	E	F	H	I	L	M	Fig	
1.6 VTi (88 kW) Eng. 5FW(EP6)		08-		●		G.Box:BE4R	<b>613-511</b>				34,9	84	119							
		08-		●		G.Box:BE4R	<b>607-675</b>		25	34	58,5	86	46,5						11a	2
1.8 16v (92 kW) Eng. 6FY-EW7A		06-		●		G.Box:BE4R	<b>613-511</b>				34,9	84	119							
		06-		●		G.Box:BE4R	<b>607-675</b>		25	34	58,5	86	46,5						11a	2
2.0 16v (103 kW) Eng. RFJ(EW10A)		06-		●		M/T+A/T	<b>613-511</b>				34,9	84	119							
		06-		●		M/T+A/T	<b>607-675</b>		25	34	58,5	86	46,5						11a	2
2.0 HDi (110 kW) Eng. DW10CTED4		09-		●		A/T, 4Sp, G.Box:AL4	<b>613-511</b>				34,9	84	119							
		09-		●		A/T, 4Sp, G.Box:AL4	<b>607-675</b>		25	34	58,5	86	46,5						11a	2
2.0 HDi (120 kW) Eng. RHH(DW10CTED4)		10-		●		A/T, 4Sp, G.Box:AL4	<b>613-511</b>				34,9	84	119							
		10-		●		A/T, 4Sp, G.Box:AL4	<b>607-675</b>		25	34	58,5	86	46,5						11a	2
2.0 HDi 16v (100 kW) Eng. RHR/RHJ(DW10BTED4)		06-		●		M/T	<b>613-435</b>				26	86	138							
		06-		●		M/T	<b>607-657</b>		25	26	58,8	91	47,5						11a	1
<b>C4 I, Coupe (LC, LA) '04-'10</b>			L/R			NOTE	CIFAM ref.	ABS	A	B	C	D	E	F	H	I	L	M	Fig	
1.4 16v (65 kW) Eng. KFU(ET3J4)		04-		●		Ch -11192	<b>613-315</b>				31	75	115							
		04-		●		Ch -11192	<b>607-456</b>		25	22	58,7	79,5	47,7						11a	2
1.6 16v (110 kW) Eng. 5FX(EP6DT)		08-10		●		A/T	<b>613-511</b>				34,9	84	119							
		08-10		●		A/T	<b>607-675</b>		25	34	58,5	86	46,5						11a	2
1.6 16v (80 kW) Eng. NFU(TU5JP4)		04-		●		Ch -11192	<b>613-315</b>				31	75	115							
		04-		●		Ch -11192	<b>607-456</b>		25	22	58,7	79,5	47,7						11a	2
1.6 16v (Exc. Coupe) (80 kW) Eng. NFU(TU5JP4)		07-		●		Ch -11192	<b>613-315</b>				31	75	115							
		07-		●		Ch -11192	<b>607-456</b>		25	22	58,7	79,5	47,7						11a	2
1.6 16v HDi (80 kW) Eng. 9HY/9HZ(DV6TED4)		04-		●			<b>613-203</b>				28	74	115							
		04-		●			<b>607-455</b>		25	34	58,3	86	46						11a	2
1.6 HDi (66 kW) Eng. 9HX(DV6ATED4)		04-		●			<b>613-203</b>				28	74	115							
		04-		●			<b>607-455</b>		25	34	58,3	86	46						11a	2
1.6 THP (103 kW) Eng. 5FT(EP6DT)		08-10		●		A/T	<b>613-511</b>				34,9	84	119							
		08-10		●		A/T	<b>607-675</b>		25	34	58,5	86	46,5						11a	2
1.6 VTi (88 kW) Eng. 5FW(EP6)		08-10		●		A/T	<b>613-511</b>				34,9	84	119							
		08-10		●		A/T	<b>607-675</b>		25	34	58,5	86	46,5						11a	2





























































<b>C4 Picasso (UD) '06-</b>			L/R			NOTE	CIFAM ref.	ABS	A	B	C	D	E	F	H	I	L	M	Fig	
1.6 16v (110 kW) Eng. 5FX(EP6DT)		08-		•		A/T	<b>613-511</b>				34,9	84	119							
		08-		•		A/T	<b>607-675</b>		25	34	58,5	86	46,5						11a	2
1.6 e-HDi (82 kW) Eng. 9HR(DV6C)		10-		•		A/T	<b>613-511</b>				34,9	84	119							
		10-		•		A/T	<b>607-675</b>		25	34	58,5	86	46,5						11a	2
1.6 HDi 16v (80 kW) Eng. 9HY/9HZ(DV6TED4)		06-		•		G.Box:BE4R	<b>613-511</b>				34,9	84	119							
		06-		•		G.Box:BE4R	<b>607-675</b>		25	34	58,5	86	46,5						11a	2
1.6 THP (103 kW) Eng. 5FT(EP6DT)		08-		•		A/T	<b>613-511</b>				34,9	84	119							
		08-		•		A/T	<b>607-675</b>		25	34	58,5	86	46,5						11a	2
1.6 THP (115 kW) Eng. 5FV(EP6CDT)		10-		•		A/T	<b>613-511</b>				34,9	84	119							
		10-		•		A/T	<b>607-675</b>		25	34	58,5	86	46,5						11a	2
1.6 Vti (88 kW) Eng. 5FW(EP6)		08-		•		A/T	<b>613-511</b>				34,9	84	119							
		08-		•		A/T	<b>607-675</b>		25	34	58,5	86	46,5						11a	2
1.8 16v (92 kW) Eng. 6FY-EW7A		06-		•		G.Box:BE4R	<b>613-511</b>				34,9	84	119							
		06-		•		G.Box:BE4R	<b>607-675</b>		25	34	58,5	86	46,5						11a	2
2.0 16v (103 kW) Eng. RFJ(EW10A)		06-		•		M/T+A/T	<b>613-511</b>				34,9	84	119							
		06-		•		M/T+A/T	<b>607-675</b>		25	34	58,5	86	46,5						11a	2
2.0 HDi (110 kW) Eng. DW10CTED4		09-		•		A/T	<b>613-511</b>				34,9	84	119							
		09-		•		A/T	<b>607-675</b>		25	34	58,5	86	46,5						11a	2
2.0 HDi (120 kW) Eng. RHH(DW10CTED4)		10-		•		A/T	<b>613-511</b>				34,9	84	119							
		10-		•		A/T	<b>607-675</b>		25	34	58,5	86	46,5						11a	2
2.0 HDi 16v (100 kW) Eng. RHR/RHJ(DW10BTED)		06-		•		M/T	<b>613-435</b>				26	86	138							
		06-		•		M/T	<b>607-657</b>		25	26	58,8	91	47,5						11a	1
<b>C5 I, Break (DC, DE) '01-'04</b>			L/R			NOTE	CIFAM ref.	ABS	A	B	C	D	E	F	H	I	L	M	Fig	
1.8 16v (85 kW) Eng. 6FZ(EW7J4)		01-		•		M/T, G.Box:BE4	<b>613-504</b>				34,9	84	119							
		01-		•		M/T, G.Box:BE4	<b>607-588</b>		25	34	58,5	86	46,5						11a	2
2.0 16v (100 kW) Eng. RFN(EW10J4)		01-		•			<b>613-504</b>				34,9	84	119							
		01-		•			<b>607-588</b>		25	34	58,5	86	46,5						11a	2
2.0 16v HPi (103 kW) Eng. RLZ(EW10D)		01-		•			<b>613-504</b>				34,9	84	119							
		01-		•			<b>607-588</b>		25	34	58,5	86	46,5						11a	2






























<b>C5 I, Break (DC, DE) '01-'04</b>			L/R			NOTE	CIFAM ref.	ABS	A	B	C	D	E	F	H	I	L	M	Fig	
2.0 HDi (80 kW) Eng. RHS/RHZ(DW10ATED)		01-04		•		G.Box:ML	<b>613-508</b>				26	84	119							
		01-04		•		G.Box:ML	<b>607-553</b>		25	26	58,8	91,6	47,5					11a	1	
		3/01-	L				-ABS, G.Box:ML5T	<b>655-329</b>		25		37	100	89		89	69	640	s5	
		3/01-	R				-ABS, G.Box:ML5T	<b>655-330</b>		25		37	100	89		89	361	942	s6	
2.2 HDi (98 kW) Eng. 4HX(DW12ATED4/FAP)		01-04		•		M/T, G.Box:BE4	<b>613-504</b>				34,9	84	119							
		01-04		•		M/T, G.Box:BE4	<b>607-588</b>		25	34	58,5	86	46,5					11a	2	
3.0 V6 (152 kW) Eng. XFX(ES9J4S)		01-04		•		G.Box:ML	<b>613-508</b>				26	84	119							
		01-04		•		G.Box:ML	<b>607-553</b>		25	26	58,8	91,6	47,5					11a	1	
		01-	L				G.Box:ML5T	<b>655-329</b>		25		37	100	89		89	69	640	s5	
		01-	R				G.Box:ML5T	<b>655-330</b>		25		37	100	89		89	361	942	s6	
<b>C5 II, Break (RC, RE) '04-'08</b>			L/R			NOTE	CIFAM ref.	ABS	A	B	C	D	E	F	H	I	L	M	Fig	
1.6 16v HDi (80 kW) Eng. 9HY(DV6TED4)		04-		•		M/T, 5Sp	<b>613-504</b>				34,9	84	119							
		04-		•		M/T, 5Sp	<b>607-588</b>		25	34	58,5	86	46,5					11a	2	
1.8 16v (85 kW) Eng. 6FZ(EW7J4)		04-		•			<b>613-504</b>				34,9	84	119							
		04-		•			<b>607-588</b>		25	34	58,5	86	46,5					11a	2	
1.8 16v (92 kW) Eng. 6FY-EW7A		05-		•			<b>613-504</b>				34,9	84	119							
		05-		•			<b>607-588</b>		25	34	58,5	86	46,5					11a	2	
2.0 16v (103 kW) Eng. RFJ(EW10A)		04-		•			<b>613-504</b>				34,9	84	119							
		04-		•			<b>607-588</b>		25	34	58,5	86	46,5					11a	2	
2.0 HDi 16v (100 kW) Eng. RHR(DW10BTED4)		9/04-		•			<b>613-508</b>				26	84	119							
		9/04-		•			<b>607-553</b>		25	26	58,8	91,6	47,5					11a	1	
<b>C5 III, Break (RD, TD) '08-</b>			L/R			NOTE	CIFAM ref.	ABS	A	B	C	D	E	F	H	I	L	M	Fig	
1.6 HDi (80-82 kW) Eng. 9HZ(DV6TED4)/9HR(DV6C)		08-		•			<b>613-203</b>				28	74	115							
		08-		•			<b>607-469</b>		28	34	58,4	86	52,3					11a	2	
1.6 T (115 kW) Eng. 5FV(EP6DT)		10-		•			<b>613-419</b>				25	90	107							
		10-		•			<b>607-636</b>		28	39	58,4	95	53,7					11a	2	
1.6 VTi (88 kW) Eng. 5FS(EP6C)		10-		•		Ch -12529	<b>613-419</b>				25	90	107							
		10-		•		Ch -12529	<b>607-636</b>		28	39	58,4	95	53,7					11a	2	
1.8 16v (92 kW) Eng. 6FY-EW7A		08-		•			<b>613-504</b>				34,9	84	119							
		08-		•			<b>607-588</b>		25	34	58,5	86	46,5					11a	2	















<b>C5 III, Break (RD, TD) '08-</b>			L/R			NOTE	CIFAM ref.	ABS	A	B	C	D	E	F	H	I	L	M	Fig	
2.0 16v (103 kW) Eng. RFJ(EW10A)		08-			•		<b>613-203</b>				28	74	115							
		08-			•		<b>607-469</b>		28	34	58,4	86	52,3						11a	2
2.0 HDi (100 kW) Eng. RHR/RHF(DW10BTED4)		08-			•		<b>613-419</b>				25	90	107							
		08-			•		<b>607-636</b>		28	39	58,4	95	53,7						11a	2
2.0 HDi (103 kW) Eng. RHF(DW10BTED4)		09-			•		<b>613-419</b>				25	90	107							
		09-			•		<b>607-636</b>		28	39	58,4	95	53,7						11a	2
2.0 HDi (120 kW) Eng. RHH(DW10CTED4)		10-			•	M/T, 6Sp, G.Box:MC/ ML	<b>613-419</b>				25	90	107							
		10-			•	M/T, 6Sp, G.Box:MC/ ML	<b>607-636</b>		28	39	58,4	95	53,7						11a	2
3.0 V6 HDi (177 kW) Eng. DT20C		09-			•	M/T, 6Sp, G.Box:MC/ ML	<b>613-419</b>				25	90	107							
		09-			•	M/T, 6Sp, G.Box:MC/ ML	<b>607-636</b>		28	39	58,4	95	53,7						11a	2
<b>C8 (EA, EB) '02-</b>			L/R			NOTE	CIFAM ref.	ABS	A	B	C	D	E	F	H	I	L	M	Fig	
2.0 HDi (79 kW) Eng. RHM/RHT/RHW(DW10ATED4)		02-			•	Vett 9920-	<b>613-342</b>				26	86	138							
		02-			•	Vett 9920-	<b>607-494</b>		27	28	58	92	49						11	1
		02-	L			M/T	<b>655-831</b>		27	37		92	89,4		81	68,5	647	s3		
		02-	R			M/T	<b>655-832</b>		27	37		92	89,4		81	369	965	s4		
2.0 HDi (88 kW) Eng. RHK(DW10UTED4)		06-			•	M/T	<b>613-342</b>				26	86	138							
		06-			•	M/T	<b>607-494</b>		27	28	58	92	49						11	1
		06-	L			M/T	<b>655-831</b>		27	37		92	89,4		81	68,5	647	s3		
		06-	R			M/T	<b>655-832</b>		27	37		92	89,4		81	369	965	s4		
2.0 HDi 16v (100 kW) Eng. RHR(DW10BTED4)		06-			•	M/T	<b>613-342</b>				26	86	138							
		06-			•	M/T	<b>607-494</b>		27	28	58	92	49						11	1
		06-	L			M/T	<b>655-831</b>		27	37		92	89,4		81	68,5	647	s3		
		06-	R			M/T	<b>655-832</b>		27	37		92	89,4		81	369	965	s4		
2.2 (116 kW) Eng. 3FZ(EW12J4)		02-			•	M/T	<b>613-342</b>				26	86	138							
		02-			•	M/T	<b>607-494</b>		27	28	58	92	49						11	1
		02-	L			M/T	<b>655-831</b>		27	37		92	89,4		81	68,5	647	s3		
		02-	R			M/T	<b>655-832</b>		27	37		92	89,4		81	369	965	s4		
2.2 HDi (94 kW) Eng. 4HW(DW12TED4)		02-			•		<b>613-203</b>				28	74	115							
		02-			•		<b>607-469</b>		28	34	58,4	86	52,3						11a	2











































DS3 '09-		L/R			NOTE	CIFAM ref.	ABS	A	B	C	D	E	F	H	I	L	M	Fig	
1.4 16v (70 kW) Eng. 8FP(EP3)		10-	•			613-475				22	72	127							
		10-	•			607-703		21	28	48,9	75,5	51					4a	2	
1.4 HDi (50 kW) Eng. 8HR(DV4C)		10-	•			613-475				22	72	127							
		10-	•			607-703		21	28	48,9	75,5	51					4a	2	
1.6 16v, Cabrio (115 kW) Eng. 5FR(EP6DT)		10-	•		M/T	613-511				34,9	84	119							
		10-	•		M/T	607-675		25	34	58,5	86	46,5					11a	2	
1.6 16v, Cabrio (88 kW) Eng. 5FS(EP6C)		4/10-	•		M/T	613-475				22	72	127							
		4/10-	•		M/T	607-703		21	28	48,9	75,5	51					4a	2	
1.6 HDi (82 kW) Eng. 9HR(DV6C)		09-	•		M/T	613-511				34,9	84	119							
		09-	•		M/T	607-675		25	34	58,5	86	46,5					11a	2	
1.6 Hdi, Cabrio (68 kW) Eng. 9HP(DV6DTED)		09-	•		M/T	613-511				34,9	84	119							
		09-	•		M/T	607-675		25	34	58,5	86	46,5					11a	2	
1.6 T THP Racing (149 kW) Eng. 5FU(EP6CDTX)		10-	•			613-511				34,9	84	119							
		10-	•			607-675		25	34	58,5	86	46,5					11a	2	
DS4 '11-		L/R			NOTE	CIFAM ref.	ABS	A	B	C	D	E	F	H	I	L	M	Fig	
1.6 e-HDi (81-82 kW) Eng. 9HR(DV6C)		11-	•		6 Sp	613-483				25	90	107							
		11-	•		+ABS	613-504				34,9	84	119							
		11-	•		6 Sp	607-711		25	39	58,4	94,9	88,7					11a	2	
		11-	•		+ABS	607-585	48	25	34	58,5	86	46,5					11a	2	
1.6 T THP (115 kW) Eng. 5FV(EP6CDT)		11-	•		6 Sp	613-483				25	90	107							
		11-	•		M/T, 6 Sp, G.Box: MC	613-511				34,9	84	119							
		11-	•		6 Sp	607-711		25	39	58,4	94,9	88,7					11a	2	
		11-	•		M/T, 6 Sp, G.Box: MC	607-675		25	34	58,5	86	46,5					11a	2	
1.6 THP (147 kW) Eng. 5FU(EP6DTX)		11-	•		6 Sp	613-483				25	90	107							
		11-	•		6 Sp	607-711		25	39	58,4	94,9	88,7					11a	2	
1.6 VTi (88 kW) Eng. 5FS(EP6C)		11-	•		6 Sp	613-483				25	90	107							
		11-	•		+ABS	613-504				34,9	84	119							
		11-	•		6 Sp	607-711		25	39	58,4	94,9	88,7					11a	2	
		11-	•		+ABS	607-585	48	25	34	58,5	86	46,5					11a	2	
2.0 HDi (120 kW) Eng. RHH(DW10CTED4)		11-	•		6 Sp	613-483				25	90	107							
		11-	•		6 Sp	607-711		25	39	58,4	94,9	88,7					11a	2	




















<b>DS5 '11-</b>			L/R			NOTE	CIFAM ref.	ABS	A	B	C	D	E	F	H	I	L	M	Fig	
1.6 HDi (82 kW) Eng. 9HR(DV6C)		11-		•		Mozzo/Hub Ø 82mm	<b>613-511</b>				34,9	84	119							
		11-		•		Mozzo/Hub Ø 82mm	<b>607-675</b>		25	34	58,5	86	46,5						11a	2
1.6 THP (147 kW) Eng. 5FU(EP6DTX)		11-		•		Mozzo/Hub Ø 82mm	<b>613-511</b>				34,9	84	119							
		11-		•		Mozzo/Hub Ø 82mm	<b>607-675</b>		25	34	58,5	86	46,5						11a	2
2.0 HDi (120 kW) Eng. RHH(DW10CTED4)		11-		•		M/T, 6 Sp	<b>613-483</b>				25	90	107							
		11-		•		M/T, 6 Sp	<b>607-711</b>		25	39	58,4	94,9	88,7						11a	2
<b>Dyane '67-'84</b>			L/R			NOTE	CIFAM ref.	ABS	A	B	C	D	E	F	H	I	L	M	Fig	
0.4 (13 kW) Eng. A79-0(AYA)		67-68	L/R			M/T	<b>655-077</b>		22			84				75		440	s2	
0.4 (17 kW) Eng. A79-1(AYA2)		68-75	L/R			M/T	<b>655-077</b>		22			84				75		440	s2	
0.6 (22 kW) Eng. M28(AM2)		12/68-10/84	L/R			M/T	<b>655-077</b>		22			84				75		440	s2	
0.6 (24 kW) Eng. M28-1(AK2)		72-80	L/R			M/T	<b>655-077</b>		22			84				75		440	s2	
<b>Evasion (22,U6) '94-'02</b>			L/R			NOTE	CIFAM ref.	ABS	A	B	C	D	E	F	H	I	L	M	Fig	
1.8i (74 kW) Eng. LFZ(XU7JP)		97-12/02		•		+ABS	<b>613-170</b>				25	86	96							
		97-12/02		•		+ABS	<b>607-222</b>	48	27	34	58,6	89,9	49						11	2
		97-12/02	L				+ABS, G.Box:BE3/5	<b>655-140</b>	48	27		24	90	81	33	82	62	647	s3	
		97-12/02	L				-ABS, G.Box:BE3/5	<b>655-138</b>		27		24	90	81	33	82	62	647	s3	
		97-12/02	R				+ABS, G.Box:BE3/5	<b>655-141</b>	48	27		24	90	81	33	82	350	936	s4	
		97-12/02	R				-ABS, G.Box:BE3/5	<b>655-139</b>		27		24	90	81	33	82	350	936	s4	
1.9 TD (66 kW) Eng. DHX/D8B(XUD9TF/BTF)		94-5/99		•		+ABS	<b>613-172</b>				28	95	85							
		94-5/99		•		+ABS	<b>607-224</b>	48	27	39	59	100,45	49,5						11	2
		9/94-	L				G.Box:ME5K	<b>655-142</b>		27		37	100	89	38,7	82	68,5	642	s3	
		9/94-	L				+ABS, G.Box:ME5K	<b>655-144</b>	48	27		37	100	89	38,7	82	68,5	641	s3	
		9/94-	R				G.Box:ME5K	<b>655-143</b>		27		37	100	89	38,7	82	369	942	s4	
		9/94-	R				+ABS, G.Box:ME5K	<b>655-145</b>	48	27		37	100	89	38,7	82	369	942	s4	
2.0 (89 kW) Eng. RFU(XU10J2C)		94-12/02		•		+ABS	<b>613-170</b>				25	86	96							
		94-12/02		•		+ABS	<b>607-222</b>	48	27	34	58,6	89,9	49						11	2
		94-12/02	L				G.Box:BE3/5	<b>655-138</b>		27		24	90	81	33	82	62	647	s3	
		94-12/02	L				+ABS, G.Box:BE3/5	<b>655-140</b>	48	27		24	90	81	33	82	62	647	s3	
		94-12/02	R				G.Box:BE3/5	<b>655-139</b>		27		24	90	81	33	82	350	936	s4	
		94-12/02	R				+ABS, G.Box:BE3/5	<b>655-141</b>	48	27		24	90	81	33	82	350	936	s4	


























<b>Evasion (22,U6) '94-'02</b>			L/R			NOTE	CIFAM ref.	ABS	A	B	C	D	E	F	H	I	L	M	Fig		
2.0 16v (100 kW) Eng. RFN(EW10J4)		00-02		●		+ABS	613-170				25	86	96								
		00-02		●		+ABS	607-222	48	27	34	58,6	89,9	49					11	2		
		00-02	L				+ABS, G.Box:BE3	655-140	48	27		24	90	81	33	82	62	647	s3		
		00-02	R				+ABS, G.Box:BE3	655-141	48	27		24	90	81	33	82	350	936	s4		
2.0 HDi (80 kW) Eng. RHW/RHZ(DW10ATED)		99-02		●		+ABS	613-375				22	82	126								
		99-02		●		+ABS	607-546	48	27	39	58	100,3	50					11	2		
		99-02	L				+ABS, M/T	655-144	48	27		37	100	89	38,7	82	68,5	641	s3		
		99-02	R				+ABS, M/T	655-145	48	27		37	100	89	38,7	82	369	942	s4		
2.0 i 16v (97 kW) Eng. RFV(XU10J4R)		98-00		●		+ABS	613-170				25	86	96								
		98-00		●		+ABS	607-222	48	27	34	58,6	89,9	49					11	2		
		98-00	L				+ABS, G.Box:BE3	655-140	48	27		24	90	81	33	82	62	647	s3		
		98-00	R				+ABS, G.Box:BE3	655-141	48	27		24	90	81	33	82	350	936	s4		
2.0 T. (108 kW) Eng. RGX(XU10J2TE)		94-5/99		●		+ABS	613-172				28	95	85								
		94-5/99		●		+ABS	607-224	48	27	39	59	100,45	49,5					11	2		
		9/94-	L				G.Box:ME5K	655-142		27		37	100	89	38,7	82	68,5	642	s3		
		9/94-	L				+ABS, G.Box:ME5K	655-144	48	27		37	100	89	38,7	82	68,5	641	s3		
		9/94-	R				G.Box:ME5K	655-143		27		37	100	89	38,7	82	369	942	s4		
		9/94-	R				+ABS, G.Box:ME5K	655-145	48	27		37	100	89	38,7	82	369	942	s4		
2.1 TD 12v (80 kW) Eng. P8C(XUD11BTE)		96-02		●		+ABS	613-172				28	95	85								
		96-02		●		+ABS	607-224	48	27	39	59	100,45	49,5					11	2		
		96-02	L				G.Box:ME5K	655-142		27		37	100	89	38,7	82	68,5	642	s3		
		96-02	L				+ABS, G.Box:ME5K	655-144	48	27		37	100	89	38,7	82	68,5	641	s3		
		96-02	R				G.Box:ME5K	655-143		27		37	100	89	38,7	82	369	942	s4		
		96-02	R				+ABS, G.Box:ME5K	655-145	48	27		37	100	89	38,7	82	369	942	s4		
<b>LNA '76-'86</b>			L/R			NOTE	CIFAM ref.	ABS	A	B	C	D	E	F	H	I	L	M	Fig		
0.6 (24 kW) Eng. R06627		7/76-	L/R				655-008		21			84			90		420	s2			
0.6 (25 kW) Eng. V06-644		82-85	L/R				655-008		21			84			90		420	s2			
0.6 (26 kW) Eng. V06-630		78-82	L/R				655-008		21			84			90		420	s2			
<b>Mehari '68-'87</b>			L/R			NOTE	CIFAM ref.	ABS	A	B	C	D	E	F	H	I	L	M	Fig		
0.6 (19 kW) Eng. M28-1(AK2)		68-79	L/R			M/T	655-077		22			84			75		440	s2			
0.6 (21 kW) Eng. M28-1(AK2)/ A06-635		79-87	L/R			M/T	655-077		22			84			75		440	s2			

Mehari '68-'87			L/R			NOTE	CIFAM ref.	ABS	A	B	C	D	E	F	H	I	L	M	Fig	
0.6 4WD (21 kW) Eng. A06-635			79-87	L/R		M/T	655-077		22			84			75		440	s2		
Olcit '81-'91			L/R			NOTE	CIFAM ref.	ABS	A	B	C	D	E	F	H	I	L	M	Fig	
1.1 (42 kW) Eng. G11-63			10/81-		•		607-243		24	22	54	81	44,5					11	2	
			10/81-	L/R			655-178		24			81	120	34	80		553	s8		
Saxo (S0,S1) '96-			L/R			NOTE	CIFAM ref.	ABS	A	B	C	D	E	F	H	I	L	M	Fig	
0.95 (33-37 kW) Eng. CDY/ CDZ(TU9M)			1/99-	L		+ABS, G.Box:MA	655-494	48	21			76,5			86		623	s16		
			1/99-	L			-ABS, G.Box:MA	655-492		21			76,5			86		623	s16	
			1/99-	R			+ABS, G.Box:MA	655-495	48	21	22		76,5	70		86	74	805	s16	
			1/99-	R			-ABS, G.Box:MA	655-493		21			76,5			86		805	s16	
			10/96-1/99	L			-ABS, G.Box:MA, 3Hole/Fori	655-080		21		22	76,5	65		81	65	617	s3	
			10/96-1/99	R			-ABS, G.Box:MA, 3Hole/Fori	655-081		21		22	76,5	65		81	93	800	s3	
			5/96-1/99	L			+ABS, G.Box:MA, 4Hole/Fori	655-130	48	21		22	76,5	71,5	30	75	65	614	s3	
			5/96-1/99	L			-ABS, G.Box:MA, 4Hole/Fori	655-014		21		22	76,5	71,5	30	75	65	614	s3	
			5/96-1/99	R			+ABS, G.Box:MA, 4Hole/Fori	655-131	48	21		22	76,5	71,5	30	75	93,5	798	s3	
			5/96-1/99	R			-ABS, G.Box:MA, 4Hole/Fori	655-015		21		22	76,5	71,5	30	75	93,5	798	s3	
1.1 (40 kW) Eng. HDZ(TU1M)			1/99-	L		+ABS, G.Box:MA	655-494	48	21			76,5			86		623	s16		
			1/99-	L			-ABS, G.Box:MA	655-492		21			76,5			86		623	s16	
			1/99-	R			+ABS, G.Box:MA	655-495	48	21	22		76,5	70		86	74	805	s16	
			1/99-	R			-ABS, G.Box:MA	655-493		21			76,5			86		805	s16	
			10/96-1/99	L			-ABS, G.Box:MA, 3Hole/Fori	655-080		21		22	76,5	65		81	65	617	s3	
			10/96-1/99	R			-ABS, G.Box:MA, 3Hole/Fori	655-081		21		22	76,5	65		81	93	800	s3	
			96-1/99	L			+ABS, G.Box:MA, 4Hole/Fori	655-130	48	21		22	76,5	71,5	30	75	65	614	s3	
			96-1/99	L			-ABS, G.Box:MA, 4Hole/Fori	655-014		21		22	76,5	71,5	30	75	65	614	s3	
			96-1/99	R			+ABS, G.Box:MA, 4Hole/Fori	655-131	48	21		22	76,5	71,5	30	75	93,5	798	s3	
			96-1/99	R			-ABS, G.Box:MA, 4Hole/Fori	655-015		21		22	76,5	71,5	30	75	93,5	798	s3	



























Saxo (S0,S1) '96-		L/R			NOTE	CIFAM ref.	ABS	A	B	C	D	E	F	H	I	L	M	Fig	
1.1 (44 kW) Eng. HDZ(TU1M)/HFX(TU1JP)		1/99-	L		+ABS, G.Box:MA	655-494	48	21			76,5			86		623	s16		
		1/99-	L		-ABS, G.Box:MA	655-492		21			76,5			86		623	s16		
		1/99-	R		+ABS, G.Box:MA	655-495	48	21	22		76,5	70		86	74	805	s16		
		1/99-	R		-ABS, G.Box:MA	655-493		21			76,5			86		805	s16		
		10/96-1/99	L		-ABS, G.Box:MA, 3Hole/Fori	655-080		21		22	76,5	65		81	65	617	s3		
		10/96-1/99	R		-ABS, G.Box:MA, 3Hole/Fori	655-081		21		22	76,5	65		81	93	800	s3		
		96-1/99	L		+ABS, G.Box:MA, 4Hole/Fori	655-130	48	21		22	76,5	71,5	30	75	65	614	s3		
		96-1/99	L		-ABS, G.Box:MA, 4Hole/Fori	655-014		21		22	76,5	71,5	30	75	65	614	s3		
		96-1/99	R		+ABS, G.Box:MA, 4Hole/Fori	655-131	48	21		22	76,5	71,5	30	75	93,5	798	s3		
		96-1/99	R		-ABS, G.Box:MA, 4Hole/Fori	655-015		21		22	76,5	71,5	30	75	93,5	798	s3		
1.4 VTS (55 kW) Eng. KFX/ KFW(TU3JP)		1/99-	L		+ABS, G.Box:MA	655-494	48	21			76,5			86		623	s16		
		1/99-	L		-ABS, G.Box:MA	655-492		21			76,5			86		623	s16		
		1/99-	R		+ABS, G.Box:MA	655-495	48	21	22		76,5	70		86	74	805	s16		
		1/99-	R		-ABS, G.Box:MA	655-493		21			76,5			86		805	s16		
		96-1/99	L		+ABS, G.Box:MA	655-130	48	21		22	76,5	71,5	30	75	65	614	s3		
		96-1/99	L		-ABS, G.Box:MA	655-014		21		22	76,5	71,5	30	75	65	614	s3		
		96-1/99	R		+ABS, G.Box:MA	655-131	48	21		22	76,5	71,5	30	75	93,5	798	s3		
		96-1/99	R		-ABS, G.Box:MA	655-015		21		22	76,5	71,5	30	75	93,5	798	s3		
1.5 D (40-42-43 kW) Eng. VJY/ VJZ(TUD5)		1/99-	L		+ABS, G.Box:MA	655-494	48	21			76,5			86		623	s16		
		1/99-	L		-ABS, G.Box:MA	655-492		21			76,5			86		623	s16		
		1/99-	R		+ABS, G.Box:MA	655-495	48	21	22		76,5	70		86	74	805	s16		
		1/99-	R		-ABS, G.Box:MA	655-493		21			76,5			86		805	s16		
		96-99	L		+ABS, Ch -8094, G.Box:MA	655-130	48	21		22	76,5	71,5	30	75	65	614	s3		
		96-99	L		-ABS, Ch -8094, G.Box:MA	655-014		21		22	76,5	71,5	30	75	65	614	s3		
		96-99	R		+ABS, Ch -8094, G.Box:MA	655-131	48	21		22	76,5	71,5	30	75	93,5	798	s3		
		96-99	R		-ABS, Ch -8094, G.Box:MA	655-015		21		22	76,5	71,5	30	75	93,5	798	s3		
1.6 VTS (87 kW) Eng. NFX(TU5JP4)		1/99-	L		+ABS, G.Box:MA	655-486	48	21		22	86,5	71,5	30	86	58	618	s16		
		1/99-	L		-ABS, G.Box:MA	655-488		21		22	86,5	71,5	30	86	58	618	s16		
		1/99-	R		+ABS, G.Box:MA	655-487	48	21		22	86,5	71,5	30	86	240	814	s4		
		1/99-	R		-ABS, G.Box:MA	655-489		21		22	86,5	71,5	30	86	240	814	s4		
		96-1/99	L		+ABS, G.Box:MA	655-146	48	21		22	86,5	71,5	30	76	58,5	609	s3		
		96-1/99	L		-ABS, G.Box:MA	655-103		21		22	86,5	71,5	30	76	58,5	609	s3		
		96-1/99	R		+ABS, G.Box:MA	655-147	48	21		22	86,5	71,5	30	76	253	802	s4		
		96-1/99	R		-ABS, G.Box:MA	655-104		21		22	86,5	71,5	30	76	253	802	s4		






































Visa '78-'91		L/R			NOTE	CIFAM ref.	ABS	A	B	C	D	E	F	H	I	L	M	Fig
0.6 (24 kW) Eng. V06-665		82-	L/R			<b>655-009</b>		21			75	115	30	91		584	s1	
0.6 (25 kW) Eng. V06-644		6/78-	L/R			<b>655-009</b>		21			75	115	30	91		584	s1	
1.6 GTI (76 kW) Eng. 180A(XU5J)		1/85-6/86		•	M/T	<b>613-054</b>				20	82	105						
		1/85-6/86		•	M/T	<b>607-063</b>		21	22	56	84	51					3	2
		84-86	L		G.Box:BE1/3	<b>655-006</b>		21		24	86,5	70,5	30	76	69,5	565	s5	
		84-86	R		G.Box:BE1/3	<b>655-007</b>		21		24	86,5	70,5		76	347	840	s6	
1.6 GTI (83 kW) Eng. B6D(XU5J)		86-89	L		G.Box:BE1/3	<b>655-006</b>		21		24	86,5	70,5	30	76	69,5	565	s5	
		86-89	R		G.Box:BE1/3	<b>655-007</b>		21		24	86,5	70,5		76	347	840	s6	
1.8 D (44 kW) Eng. 161A(XUD7)		4/84-1/89		•	M/T	<b>613-054</b>				20	82	105						
		4/84-1/89		•	M/T	<b>607-063</b>		21	22	56	84	51					3	2
		84-89	L		G.Box:BE1/3	<b>655-006</b>		21		24	86,5	70,5	30	76	69,5	565	s5	
		84-89	R		G.Box:BE1/3	<b>655-007</b>		21		24	86,5	70,5		76	347	840	s6	
Xantia I (X1) '93-'98		L/R			NOTE	CIFAM ref.	ABS	A	B	C	D	E	F	H	I	L	M	Fig
1.6 i (65 kW) Eng. BFZ(XU5JP)		3/93-1/98		•	+/-ABS, Ch -6443	<b>613-146</b>				23	88	101						
		3/93-1/98		•	+ABS, Ch -6443	<b>607-208</b>	48	25	23	55,3	87	46					11a	2
		3/93-1/98		•	-ABS	<b>607-177</b>		25	23	55,3	90	46					11a	2
		8/95-1/98	L		+ABS, G.Box:BE3/4HP14, Ø ABS 99mm	<b>655-150</b>	48	25		24	88	81	33	80	70	618	s5	
		93-1/98	R		-ABS, G.Box:BE3/4HP14	<b>655-149</b>		25		24	90	81	33	80	350	895	s6	
1.8i (66 kW) Eng. LFX(XU7JB)		4/97-98		•	+ABS, ABS:Bendix	<b>613-146</b>				23	88	101						
		4/97-98		•	+ABS, ABS:Bendix	<b>607-208</b>	48	25	23	55,3	87	46					11a	2
		4/97-98	L		+ABS, G.Box:BE3/4HP14, Ø ABS 99mm	<b>655-150</b>	48	25		24	88	81	33	80	70	618	s5	
		4/97-98	R		-ABS, G.Box:BE3/4HP14	<b>655-149</b>		25		24	90	81	33	80	350	895	s6	
1.8i (74 kW) Eng. LFZ(XU7JP)		3/93-1/98		•	+ABS, ABS:Bendix	<b>613-116</b>				23	88	101						
		3/93-1/98		•	-ABS	<b>613-146</b>				23	88	101						
		3/93-1/98		•	+ABS, ABS:Bendix	<b>607-176</b>	48	25	34	55,3	89,9	46					11a	2
		3/93-1/98		•	-ABS	<b>607-177</b>		25	23	55,3	90	46					11a	2
		3/93-1/98	R		-ABS, G.Box:BE3/4HP14	<b>655-149</b>		25		24	90	81	33	80	350	895	s6	
		8/95-1/98	L		+ABS, G.Box:BE3/4HP14, Ø ABS 99mm	<b>655-150</b>	48	25		24	88	81	33	80	70	618	s5	























Xantia I (X1) '93-'98		L/R			NOTE	CIFAM ref.	ABS	A	B	C	D	E	F	H	I	L	M	Fig		
1.8i 16v (81 kW) Eng. LFY(XU7JP4)		95-98		●	+ABS, ABS:Bendix	<b>613-116</b>				23	88	101								
		95-98		●	-ABS	<b>613-146</b>				23	88	101								
		95-98		●	+ABS, ABS:Bendix	<b>607-176</b>	48	25	34	55,3	89,9	46							11a	2
		95-98		●	-ABS	<b>607-177</b>		25	23	55,3	90	46								11a
		95-98	L			+ABS, G.Box:BE3/4HP14, Ø ABS 99mm	<b>655-150</b>	48	25		24	88	81	33	80	70	618		s5	
		95-98	R			-ABS	<b>655-149</b>		25		24	90	81	33	80	350	895		s6	
1.9 D (50 kW) Eng. DJZ(XUD9Y)		94-98		●	+ABS	<b>613-116</b>				23	88	101								
		94-98		●	-ABS	<b>613-146</b>				23	88	101								
		94-98		●	+ABS	<b>607-176</b>	48	25	34	55,3	89,9	46							11a	2
		94-98		●	-ABS	<b>607-177</b>		25	23	55,3	90	46								11a
		6/94-98	R			-ABS, G.Box:BE3/4HP14	<b>655-149</b>		25		24	90	81	33	80	350	895		s6	
		8/95-1/98	L			+ABS, G.Box:BE3/4HP14, Ø ABS 99mm	<b>655-150</b>	48	25		24	88	81	33	80	70	618		s5	
1.9 D (51 kW) Eng. D9B(XUD9A-L)		6/94-1/98		●	-ABS	<b>613-146</b>				23	88	101								
		94-98		●	+ABS	<b>613-116</b>				23	88	101								
		6/94-1/98		●	-ABS	<b>607-177</b>		25	23	55,3	90	46							11a	2
		94-98		●	+ABS	<b>607-176</b>	48	25	34	55,3	89,9	46							11a	2
		6/94-1/98	R			-ABS, G.Box:BE3/4HP14	<b>655-149</b>		25		24	90	81	33	80	350	895		s6	
		8/95-1/98	L			+ABS, G.Box:BE3/4HP14, Ø ABS 99mm	<b>655-150</b>	48	25		24	88	81	33	80	70	618		s5	
1.9 SD (55 kW) Eng. DHW(XUD9SD)		2/96-1/98		●	+ABS	<b>613-116</b>				23	88	101								
		2/96-1/98		●	-ABS	<b>613-146</b>				23	88	101								
		2/96-1/98		●	+ABS	<b>607-176</b>	48	25	34	55,3	89,9	46							11a	2
		2/96-1/98		●	-ABS	<b>607-177</b>		25	23	55,3	90	46								11a
		2/96-1/98	L			+ABS, G.Box:BE3/4HP14, Ø ABS 99mm	<b>655-150</b>	48	25		24	88	81	33	80	70	618		s5	
		2/96-1/98	R			-ABS, G.Box:BE3/4HP14	<b>655-149</b>		25		24	90	81	33	80	350	895		s6	
1.9 TD (66 kW) Eng. DHX(XUD9TF-BTF)/ DHY(XUD9TE-Y)		94-1/98		●	+/-ABS	<b>613-146</b>				23	88	101								
		95-98		●	+ABS	<b>613-116</b>				23	88	101								
		94-1/98		●	-ABS	<b>607-177</b>		25	23	55,3	90	46							11a	2
		94-95		●	+ABS	<b>607-208</b>	48	25	23	55,3	87	46							11a	2
		95-98		●	+ABS	<b>607-176</b>	48	25	34	55,3	89,9	46							11a	2
		95-98	L			+ABS, M/T+A/T, G.Box:BE3/4HP14, Ø ABS 99mm	<b>655-516</b>	48	25		24	88	81	33	80	62	612		s5	
2.0 i 16v (110-112 kW) Eng. RFT/ RFY(XU10J4Z)		95-98	L		+ABS, G.Box:BE3/4HP14, Ø ABS 99mm	<b>655-516</b>	48	25		24	88	81	33	80	62	612		s5		
		95-98	R		-ABS	<b>655-149</b>		25		24	90	81	33	80	350	895		s6		


























<b>Xantia I (X1) '93-'98</b>			L/R			NOTE	CIFAM ref.	ABS	A	B	C	D	E	F	H	I	L	M	Fig	
2.0 i 16v (97 kW) Eng. RFV(XU10J4R)		95-98		•		+ABS, ABS:Bendix	<b>613-116</b>				23	88	101							
		95-98		•		-ABS	<b>613-146</b>				23	88	101							
		95-98		•			+ABS, ABS:Bendix	<b>607-176</b>	48	25	34	55,3	89,9	46					11a	2
		95-98		•			-ABS	<b>607-177</b>		25	23	55,3	90	46					11a	2
		95-98	L				+ABS, Ø ABS 99mm	<b>655-516</b>	48	25		24	88	81	33	80	62	612	s5	
		95-98	R				-ABS	<b>655-149</b>		25		24	90	81	33	80	350	895	s6	
2.0 T. (108 kW) Eng. RGX(XU10J2TE)		6/95-1/98		•		+ABS	<b>613-503</b>				40	97	128							
			6/95-1/98		•		+ABS	<b>607-281</b>	48	25	39	59	100	46					11a	2
2.0i (89 kW) Eng. RFX(XU10J2C)		3/93-1/98		•		+ABS, ABS:Bendix	<b>613-116</b>				23	88	101							
		3/93-1/98		•		-ABS	<b>613-146</b>				23	88	101							
		3/93-1/98		•			+ABS, ABS:Bendix	<b>607-176</b>	48	25	34	55,3	89,9	46					11a	2
		3/93-1/98		•			-ABS	<b>607-177</b>		25	23	55,3	90	46					11a	2
		95-98	L				+ABS, Ø ABS 99mm	<b>655-516</b>	48	25		24	88	81	33	80	62	612	s5	
		95-98	R				-ABS	<b>655-149</b>		25		24	90	81	33	80	350	895	s6	
2.1 TD 12v (80 kW) Eng. P8C(XUD11BTE)		6/95-1/98		•		+ABS	<b>613-503</b>				40	97	128							
			6/95-1/98		•		+ABS	<b>607-281</b>	48	25	39	59	100	46					11a	2
<b>Xantia I (X1) Break '93-'98</b>			L/R			NOTE	CIFAM ref.	ABS	A	B	C	D	E	F	H	I	L	M	Fig	
1.8i (66 kW) Eng. LFX(XU7JB)		97-98		•		+ABS, Ch -6443	<b>613-146</b>				23	88	101							
		97-98		•		+ABS, Ch 6870-	<b>613-116</b>				23	88	101							
		97-98		•			+ABS, Ch -6443	<b>607-208</b>	48	25	23	55,3	87	46					11a	2
		97-98		•			+ABS, Ch 6870-	<b>607-176</b>	48	25	34	55,3	89,9	46					11a	2
		4/97-98	L				+ABS, G.Box:BE3/4HP14, Ø ABS 99mm	<b>655-150</b>	48	25		24	88	81	33	80	70	618	s5	
		4/97-98	R				-ABS, G.Box:BE3/4HP14	<b>655-149</b>		25		24	90	81	33	80	350	895	s6	
1.8i (74 kW) Eng. LFZ(XU7JP)		93-95		•		+ABS	<b>613-146</b>				23	88	101							
		95-98		•		+ABS	<b>613-116</b>				23	88	101							
		93-95		•			+ABS	<b>607-208</b>	48	25	23	55,3	87	46					11a	2
		95-98		•			+ABS	<b>607-176</b>	48	25	34	55,3	89,9	46					11a	2
		3/93-1/98	R				-ABS, G.Box:BE3/4HP14	<b>655-149</b>		25		24	90	81	33	80	350	895	s6	
		8/95-1/98	L				+ABS, G.Box:BE3/4HP14, Ø ABS 99mm	<b>655-150</b>	48	25		24	88	81	33	80	70	618	s5	
1.8i 16v (81 kW) Eng. LFY(XU7JP4)		95-98		•		+ABS	<b>613-116</b>				23	88	101							
			95-98		•		+ABS	<b>607-176</b>	48	25	34	55,3	89,9	46					11a	2
		95-98	L				+ABS, G.Box:BE3/4HP14, Ø ABS 99mm	<b>655-150</b>	48	25		24	88	81	33	80	70	618	s5	
		95-98	R				-ABS	<b>655-149</b>		25		24	90	81	33	80	350	895	s6	
















































<b>Xantia I (X1) Break '93-'98</b>			L/R			NOTE	CIFAM ref.	ABS	A	B	C	D	E	F	H	I	L	M	Fig
1.9 SD (55 kW) Eng. DHW(XUD9SD)		96-98	L			+ABS, G.Box:BE3/4HP14, Ø ABS 99mm	<b>655-150</b>	48	25		24	88	81	33	80	70	618	s5	
		96-98	R			-ABS, G.Box:BE3/4HP14	<b>655-149</b>		25		24	90	81	33	80	350	895	s6	
1.9 TD (66 kW) Eng. DHX(XUD9TF-BTF)/ DHY(XUD9TE-Y)		94-		●		+/-ABS	<b>613-116</b>				23	88	101						
		94-		●		+ABS	<b>607-182</b>	48	25	34	55,3	87	46					11a	2
		94-		●		-ABS	<b>607-142</b>		25	34	55,3	90	46					11a	2
		95-98	L			+ABS, M/T+A/T, G.Box:BE3/4HP14, Ø ABS 99mm	<b>655-516</b>	48	25		24	88	81	33	80	62	612	s5	
		95-98	R			-ABS	<b>655-149</b>		25		24	90	81	33	80	350	895	s6	
2.0 i 16v (97 kW) Eng. RFV(XU10J4R)		95-98		●		+/-ABS	<b>613-116</b>				23	88	101						
		95-98		●		+ABS	<b>607-182</b>	48	25	34	55,3	87	46					11a	2
		95-98		●		-ABS	<b>607-142</b>		25	34	55,3	90	46					11a	2
		95-98	L			+ABS, Ø ABS 99mm	<b>655-516</b>	48	25		24	88	81	33	80	62	612	s5	
		95-98	R			-ABS	<b>655-149</b>		25		24	90	81	33	80	350	895	s6	
2.0 T. (108 kW) Eng. RGX(XU10J2TE)		6/95-1/98		●		+ABS	<b>613-503</b>				40	97	128						
		6/95-1/98		●		+ABS	<b>607-281</b>	48	25	39	59	100	46					11a	2
2.0i (89 kW) Eng. RFX(XU10J2C)		93-		●		+/-ABS	<b>613-116</b>				23	88	101						
		93-		●		+ABS	<b>607-182</b>	48	25	34	55,3	87	46					11a	2
		93-		●		-ABS	<b>607-142</b>		25	34	55,3	90	46					11a	2
		95-98	L			+ABS, Ø ABS 99mm	<b>655-516</b>	48	25		24	88	81	33	80	62	612	s5	
		95-98	R			-ABS	<b>655-149</b>		25		24	90	81	33	80	350	895	s6	
2.1 TD 12v (80 kW) Eng. P8C(XUD11BTE)		6/95-1/98		●		+ABS	<b>613-503</b>				40	97	128						
		6/95-1/98		●		+ABS	<b>607-281</b>	48	25	39	59	100	46					11a	2
<b>Xantia II (X2) '98-</b>			L/R			NOTE	CIFAM ref.	ABS	A	B	C	D	E	F	H	I	L	M	Fig
1.8i (66 kW) Eng. LFX(XU7JB)		98-	L			+ABS, G.Box:BE3/4HP14, Ø ABS 99mm	<b>655-150</b>	48	25		24	88	81	33	80	70	618	s5	
		98-	R			-ABS, G.Box:BE3/4HP14	<b>655-149</b>		25		24	90	81	33	80	350	895	s6	
1.8i 16v (81 kW) Eng. LFY(XU7JP4)		98-		●		+ABS	<b>613-116</b>				23	88	101						
		98-		●		+ABS	<b>607-176</b>	48	25	34	55,3	89,9	46					11a	2
		98-	L			+ABS, G.Box:BE3/4HP14, Ø ABS 99mm	<b>655-150</b>	48	25		24	88	81	33	80	70	618	s5	
		98-	R			-ABS, G.Box:BE3/4HP14	<b>655-149</b>		25		24	90	81	33	80	350	895	s6	
1.9 SD (55 kW) Eng. DHW(XUD9SD)		98-	L			+ABS, G.Box:BE3/4HP14, Ø ABS 99mm	<b>655-150</b>	48	25		24	88	81	33	80	70	618	s5	
		98-	R			-ABS, G.Box:BE3/4HP14	<b>655-149</b>		25		24	90	81	33	80	350	895	s6	
1.9 TD (66 kW) Eng. DHX(XUD9TF-BTF)/ DHY(XUD9TE-Y)		98-	L			+ABS, Ø ABS 99mm	<b>655-516</b>	48	25		24	88	81	33	80	62	612	s5	
		98-	R			-ABS, G.Box:BE3/4HP14	<b>655-149</b>		25		24	90	81	33	80	350	895	s6	
























<b>Xantia II (X2) '98-</b>			L/R			NOTE	CIFAM ref.	ABS	A	B	C	D	E	F	H	I	L	M	Fig	
2.0 HDi (66 kW) Eng. RHY(DW10TD)		99-		●		+/-ABS	<b>613-116</b>				23	88	101							
		99-		●		+ABS	<b>607-182</b>	48	25	34	55,3	87	46						11a	2
		99-		●		-ABS	<b>607-142</b>		25	34	55,3	90	46						11a	2
2.0 HDi (80 kW) Eng. RHS/ RHZ(DW10ATED)		99-		●		+ABS	<b>613-503</b>				40	97	128							
		99-		●		+ABS	<b>607-281</b>	48	25	39	59	100	46						11a	2
2.0 i 16v (97 kW) Eng. RFV(XU10J4R)		98-	L			+ABS, Ø ABS 99mm	<b>655-516</b>	48	25		24	88	81	33	80	62	612	s5		
		98-	R			-ABS, G.Box:BE3/4HP14	<b>655-149</b>		25		24	90	81	33	80	350	895	s6		
2.0 T. (108 kW) Eng. RGX(XU10J2TE)		11/98-		●		+ABS	<b>613-503</b>				40	97	128							
		11/98-		●		+ABS	<b>607-281</b>	48	25	39	59	100	46						11a	2
2.0i (89 kW) Eng. RFX(XU10J2C)		98-		●		+ABS	<b>613-116</b>				23	88	101							
		98-		●		+ABS	<b>607-176</b>	48	25	34	55,3	89,9	46						11a	2
		98-	L			+ABS, Ø ABS 99mm	<b>655-516</b>	48	25		24	88	81	33	80	62	612	s5		
		98-	R			-ABS, G.Box:BE3/4HP14	<b>655-149</b>		25		24	90	81	33	80	350	895	s6		
<b>Xantia II (X2) Break '98-</b>			L/R			NOTE	CIFAM ref.	ABS	A	B	C	D	E	F	H	I	L	M	Fig	
1.8i (66 kW) Eng. LFX(XU7JB)		98-	L			+ABS, G.Box:BE3/4HP14, Ø ABS 99mm	<b>655-150</b>	48	25		24	88	81	33	80	70	618	s5		
		98-	R			-ABS, G.Box:BE3/4HP14	<b>655-149</b>		25		24	90	81	33	80	350	895	s6		
1.8i 16v (81 kW) Eng. LFY(XU7JP4)		98-		●		+ABS	<b>613-116</b>				23	88	101							
		98-		●		+ABS	<b>607-176</b>	48	25	34	55,3	89,9	46						11a	2
		98-	L			+ABS, G.Box:BE3/4HP14, Ø ABS 99mm	<b>655-150</b>	48	25		24	88	81	33	80	70	618	s5		
		98-	R			-ABS, G.Box:BE3/4HP14	<b>655-149</b>		25		24	90	81	33	80	350	895	s6		
1.9 SD (55 kW) Eng. DHW(XUD9SD)		98-	L			+ABS, G.Box:BE3/4HP14, Ø ABS 99mm	<b>655-150</b>	48	25		24	88	81	33	80	70	618	s5		
		98-	R			-ABS, G.Box:BE3/4HP14	<b>655-149</b>		25		24	90	81	33	80	350	895	s6		
1.9 TD (66 kW) Eng. DHX(XUD9TF-BTF)/ DHY(XUD9TE-Y)		98-	L			+ABS, Ø ABS 99mm	<b>655-516</b>	48	25		24	88	81	33	80	62	612	s5		
		98-	R			-ABS, G.Box:BE3/4HP14	<b>655-149</b>		25		24	90	81	33	80	350	895	s6		
2.0 i 16v (97 kW) Eng. RFV(XU10J4R)		98-	L			+ABS, Ø ABS 99mm	<b>655-516</b>	48	25		24	88	81	33	80	62	612	s5		
		98-	R			-ABS, G.Box:BE3/4HP14	<b>655-149</b>		25		24	90	81	33	80	350	895	s6		
2.0 T. (108 kW) Eng. RGX(XU10J2TE)		98-		●		+ABS	<b>613-503</b>				40	97	128							
		98-		●		+ABS	<b>607-281</b>	48	25	39	59	100	46						11a	2
2.0i (89 kW) Eng. RFX(XU10J2C)		98-		●		+ABS	<b>613-116</b>				23	88	101							
		98-		●		+ABS	<b>607-176</b>	48	25	34	55,3	89,9	46						11a	2
		98-	L			+ABS, Ø ABS 99mm	<b>655-516</b>	48	25		24	88	81	33	80	62	612	s5		
		98-	R			-ABS, G.Box:BE3/4HP14	<b>655-149</b>		25		24	90	81	33	80	350	895	s6		

















XM I (Y3) '89-'94		L/R			NOTE	CIFAM ref.	ABS	A	B	C	D	E	F	H	I	L	M	Fig		
2.0 (84 kW) Eng. XU102C/ J2/ J2Z		89-94		●	+ABS, G.Box:BE3, ABS:Bosch	<b>613-116</b>				23	88	101								
		5/89-4/94		●	+ABS, G.Box:BE3	<b>607-179</b>	48	28	23	58,5	90	53						11a	2	
		89-94		●	+ABS, ABS:Bosch	<b>607-263</b>	29	28	23	57,5	99,8	53							11a	2
		5/89-6/94	L			-ABS, G.Box:BE3	<b>655-175</b>		28		24	90	81	33	90	62	652		s3	
		5/89-6/94	R			-ABS, G.Box:BE3	<b>655-174</b>		28		24	90	81	33	90	355	937		s4	
2.0 i T. (104 kW) Eng. RGY(XU10J2TE-Z)		9/92-6/94	L		+ABS, G.Box:ME, ABS:Bosch	<b>655-177</b>	29	28		37	100	101	50	90	69	648		s3		
		9/92-6/94	R		+ABS, G.Box:ME, ABS:Bosch	<b>655-176</b>	29	28		37	100	101	50	90	365	936		s4		
2.0i (79 kW) Eng. RDZ(XU10MZ)		89-94		●	+ABS, G.Box:BE3, ABS:Bosch	<b>613-116</b>				23	88	101								
		5/89-4/94		●	+ABS, G.Box:BE3	<b>607-179</b>	48	28	23	58,5	90	53							11a	2
		89-94		●	+ABS, ABS:Bosch	<b>607-263</b>	29	28	23	57,5	99,8	53							11a	2
		5/89-6/94	L			-ABS, G.Box:BE3	<b>655-175</b>		28		24	90	81	33	90	62	652		s3	
		5/89-6/94	R			-ABS, G.Box:BE3	<b>655-174</b>		28		24	90	81	33	90	355	937		s4	
2.0i (89 kW) Eng. RFZ(XU10J2)		89-94		●	+ABS, G.Box:BE3, ABS:Bosch	<b>613-116</b>				23	88	101								
		5/89-4/94		●	+ABS, G.Box:BE3	<b>607-179</b>	48	28	23	58,5	90	53							11a	2
		89-94		●	+ABS, ABS:Bosch	<b>607-263</b>	29	28	23	57,5	99,8	53							11a	2
		5/89-6/94	L			-ABS, G.Box:BE3	<b>655-175</b>		28		24	90	81	33	90	62	652		s3	
		5/89-6/94	R			-ABS, G.Box:BE3	<b>655-174</b>		28		24	90	81	33	90	355	937		s4	
2.1 D 12v (60 kW) Eng. P9A(XUD11A)		89-94		●	+ABS, G.Box:BE3, ABS:Bosch	<b>613-116</b>				23	88	101								
		89-94		●	+ABS, ABS:Bosch	<b>607-263</b>	29	28	23	57,5	99,8	53							11a	2
		89-94		●	+ABS, G.Box:BE3	<b>607-179</b>	48	28	23	58,5	90	53							11a	2
		89-94	L			-ABS, G.Box:BE3	<b>655-175</b>		28		24	90	81	33	90	62	652		s3	
		89-94	R			-ABS, G.Box:BE3	<b>655-174</b>		28		24	90	81	33	90	355	937		s4	
2.1 TD 12v (80 kW) Eng. P8A/ PHZ/ PJZ(XUD11ATE/ BTE)		89-94		●	+ABS	<b>613-147</b>				26	95	104								
		89-94		●	+ABS, ABS:Bendix	<b>607-180</b>	48	28	27	59,1	100	53							11a	2
		89-94		●	+ABS, ABS:Bosch	<b>607-264</b>	29	28	27	59	99,8	53							11a	2
		89-94	L			+ABS, G.Box:ME, ABS:Bosch	<b>655-177</b>	29	28		37	100	101	50	90	69	648		s3	
		89-94	R			+ABS, G.Box:ME, ABS:Bosch	<b>655-176</b>	29	28		37	100	101	50	90	365	936		s4	
3.0 V6 (123 kW) Eng. SFZ/ UFZ(ZPJ-Z)		89-94		●	+ABS	<b>613-147</b>				26	95	104								
		5/89-4/94		●	+ABS, G.Box:M5T, ABS:Bendix	<b>607-180</b>	48	28	27	59,1	100	53							11a	2
		89-94		●	+ABS, ABS:Bosch	<b>607-264</b>	29	28	27	59	99,8	53							11a	2
		5/89-6/94	L			+ABS, G.Box:ME, ABS:Bosch	<b>655-177</b>	29	28		37	100	101	50	90	69	648		s3	
		5/89-6/94	R			+ABS, G.Box:ME, ABS:Bosch	<b>655-176</b>	29	28		37	100	101	50	90	365	936		s4	

<b>XM I (Y3) '89-'94</b>			L/R			NOTE	CIFAM ref.	ABS	A	B	C	D	E	F	H	I	L	M	Fig		
3.0 V6 24v (147 kW) Eng. SKZ/ UKZ(ZPJ4-Z)		90-94		●		+ABS	<b>613-147</b>				26	95	104								
		90-94		●		+ABS, ABS:Bendix	<b>607-180</b>	48	28	27	59,1	100	53						11a	2	
		90-94		●		+ABS, ABS:Bosch	<b>607-264</b>	29	28	27	59	99,8	53							11a	2
		90-94	L				+ABS, G.Box:ME, ABS:Bosch	<b>655-177</b>	29	28		37	100	101	50	90	69	648		s3	
		90-94	R				+ABS, G.Box:ME, ABS:Bosch	<b>655-176</b>	29	28		37	100	101	50	90	365	936		s4	
<b>XM I (Y3) Break '89-'94</b>			L/R			NOTE	CIFAM ref.	ABS	A	B	C	D	E	F	H	I	L	M	Fig		
2.0 i T. (104 kW) Eng. RGY(XU10J2TE-Z)		9/92-6/94	L			+ABS, G.Box:ME, ABS:Bosch	<b>655-177</b>	29	28		37	100	101	50	90	69	648		s3		
		9/92-6/94	R			+ABS, G.Box:ME, ABS:Bosch	<b>655-176</b>	29	28		37	100	101	50	90	365	936		s4		
2.0i (79 kW) Eng. RDZ(XU10MZ)		89-94		●		+ABS, G.Box:BE3, ABS:Bosch	<b>613-116</b>				23	88	101								
		89-94		●		+ABS, ABS:Bosch	<b>607-263</b>	29	28	23	57,5	99,8	53							11a	2
		89-94		●		+ABS, G.Box:BE3	<b>607-179</b>	48	28	23	58,5	90	53							11a	2
		89-94	L				-ABS, G.Box:BE3	<b>655-175</b>		28		24	90	81	33	90	62	652		s3	
		89-94	R				-ABS, G.Box:BE3	<b>655-174</b>		28		24	90	81	33	90	355	937		s4	
2.0i (89 kW) Eng. RFZ(XU10J2)		89-94		●		+ABS, G.Box:BE3, ABS:Bosch	<b>613-116</b>				23	88	101								
		89-94		●		+ABS, ABS:Bosch	<b>607-263</b>	29	28	23	57,5	99,8	53							11a	2
		89-94		●		+ABS, G.Box:BE3	<b>607-179</b>	48	28	23	58,5	90	53							11a	2
		89-94	L				-ABS, G.Box:BE3	<b>655-175</b>		28		24	90	81	33	90	62	652		s3	
		89-94	R				-ABS, G.Box:BE3	<b>655-174</b>		28		24	90	81	33	90	355	937		s4	
2.1 D 12v (60 kW) Eng. P9A(XUD11A)		89-94		●		+ABS, G.Box:BE3, ABS:Bosch	<b>613-116</b>				23	88	101								
		89-94		●		+ABS, ABS:Bosch	<b>607-263</b>	29	28	23	57,5	99,8	53							11a	2
		89-94		●		+ABS, G.Box:BE3	<b>607-179</b>	48	28	23	58,5	90	53							11a	2
		89-94	L				-ABS, G.Box:BE3	<b>655-175</b>		28		24	90	81	33	90	62	652		s3	
		89-94	R				-ABS, G.Box:BE3	<b>655-174</b>		28		24	90	81	33	90	355	937		s4	
2.1 TD 12v (80 kW) Eng. P8A/ PHZ/ PJZ(XUD11ATE/ BTE)		89-94		●		+ABS	<b>613-147</b>				26	95	104								
		89-94		●		+ABS, ABS:Bendix	<b>607-180</b>	48	28	27	59,1	100	53							11a	2
		89-94		●		+ABS, ABS:Bosch	<b>607-264</b>	29	28	27	59	99,8	53							11a	2
		89-94	L				+ABS, G.Box:ME, ABS:Bosch	<b>655-177</b>	29	28		37	100	101	50	90	69	648		s3	
		89-94	R				+ABS, G.Box:ME, ABS:Bosch	<b>655-176</b>	29	28		37	100	101	50	90	365	936		s4	
3.0 V6 (123 kW) Eng. SFZ/ UFZ(ZPJ-Z)		89-94		●		+ABS	<b>613-147</b>				26	95	104								
		89-94		●		+ABS, ABS:Bosch	<b>607-264</b>	29	28	27	59	99,8	53							11a	2
		89-94		●		+ABS, G.Box:M5T, ABS:Bendix	<b>607-180</b>	48	28	27	59,1	100	53							11a	2
		89-94	L				+ABS, G.Box:ME, ABS:Bosch	<b>655-177</b>	29	28		37	100	101	50	90	69	648		s3	
		89-94	R				+ABS, G.Box:ME, ABS:Bosch	<b>655-176</b>	29	28		37	100	101	50	90	365	936		s4	
























XM II (Y4) '94-'00			L/R			NOTE	CIFAM ref.	ABS	A	B	C	D	E	F	H	I	L	M	Fig	
2.0 T. (108 kW) Eng. RGX(XU10J2TE)		94-		●		+ABS	613-147				26	95	104							
		94-		●		+ABS	607-180	48	28	27	59,1	100	53						11a	2
2.1 TD 12v (80 kW) Eng. P8C/ PHZ/ PJZ(XUD11ATE/ BTE)		94-		●		+ABS	613-147				26	95	104							
		94-		●		+ABS	607-180	48	28	27	59,1	100	53						11a	2
XM II (Y4) Break '94-'00			L/R			NOTE	CIFAM ref.	ABS	A	B	C	D	E	F	H	I	L	M	Fig	
2.0 i 16v (97 kW) Eng. RFV(XU10J4R)		94-00		●		+ABS, M/T+A/T, G.Box:ME,4HP, ABS: Bendix	613-147				26	95	104							
		94-00		●		+ABS, M/T+A/T, G.Box:ME,4HP, ABS: Bendix	607-180	48	28	27	59,1	100	53						11a	2
2.0 T. (108 kW) Eng. RGX(XU10J2TE)		94-		●		+ABS, M/T+A/T, G.Box:ME,4HP, ABS: Bendix	613-147				26	95	104							
		94-		●		+ABS, M/T+A/T, G.Box:ME,4HP, ABS: Bendix	607-180	48	28	27	59,1	100	53						11a	2
2.1 D 12v (60 kW) Eng. P9A(XUD11A)		94-		●		+ABS, M/T+A/T, G.Box:ME,4HP, ABS: Bendix	613-147				26	95	104							
		94-		●		+ABS, M/T+A/T, G.Box:ME,4HP, ABS: Bendix	607-180	48	28	27	59,1	100	53						11a	2
2.1 TD 12v (80 kW) Eng. P8C/ PHZ/ PJZ(XUD11ATE/ BTE)		94-		●		+ABS, M/T+A/T, G.Box:ME,4HP, ABS: Bendix	613-147				26	95	104							
		94-		●		+ABS, M/T+A/T, G.Box:ME,4HP, ABS: Bendix	607-180	48	28	27	59,1	100	53						11a	2
Xsara (N1/0), Coupe '97-			L/R			NOTE	CIFAM ref.	ABS	A	B	C	D	E	F	H	I	L	M	Fig	
1.4 HDi (50 kW) Eng. 8HX(DV4TD)		03-		●		+ABS	613-509				34,9	84	119							
		03-		●		+ABS	607-558	29	25	34	58,5	86	46,5						11a	2
1.4 i (55 kW) Eng. KFX/ KFW(TU3JP)		97-	L			+ABS, G.Box:MA	655-217	29	25		22	84	72		79			594	s3	
		97-	L			-ABS, G.Box:MA	655-156		21		22	86,5	71,5	30	76	58,5	592	s3		
		97-	R			+ABS, G.Box:MA	655-218	29	25		22	84	72		79			865	s4	
		97-	R			-ABS, G.Box:MA	655-157		21		22	86,5	71,5	30	76	328	865	s4		
1.6 i (65 kW) Eng. NFZ(TU5JP)		97-00	L			+ABS, G.Box:MA	655-217	29	25		22	84	72		79			594	s3	
		97-00	L			-ABS, G.Box:MA	655-520		25			86,5			80			594	s16	
		97-00	R			+ABS, G.Box:MA	655-218	29	25		22	84	72		79			865	s4	
		97-00	R			-ABS, G.Box:MA	655-521		25			86,5			32	80			865	s4
1.8 D (43 kW) Eng. A9A(XUD7)		97-00		●		+/-ABS	613-146				23	88	101							
		97-00		●		+ABS	607-175	29	25	23	55,3	87	46						11a	2
		97-00		●		-ABS	607-177		25	23	55,3	90	46						11a	2
		97-00	L				+ABS, G.Box:BE3	655-136	29	25			88			80	70	593	s5	
		97-00	L				-ABS, G.Box:BE3	655-078		25		24	90	79		80	70	585	s16	
		97-00	R				+ABS, G.Box:BE3	655-137	29	25		24	88	81	33	80	350	867	s6	
		97-00	R				-ABS, G.Box:BE3	655-079		25		24	90	81	33	80	350	867	s6	

































Xsara (N1/0), Coupe '97-		L/R			NOTE	CIFAM ref.	ABS	A	B	C	D	E	F	H	I	L	M	Fig	
1.8 i Aut. (74 kW) Eng. LFZ(XU7JP)		97-00		●	+/-ABS	<b>613-146</b>				23	88	101							
		97-00		●	+ABS	<b>607-175</b>	29	25	23	55,3	87	46					11a	2	
		97-00		●	-ABS	<b>607-177</b>		25	23	55,3	90	46						11a	2
		97-00	L			+ABS, G.Box:4HP14	<b>655-136</b>	29	25			88			80	70	593	s5	
		97-00	L			-ABS, G.Box:4HP14	<b>655-078</b>		25		24	90	79		80	70	585	s16	
		97-00	R			+ABS, G.Box:4HP14	<b>655-137</b>	29	25		24	88	81	33	80	350	867	s6	
		97-00	R			-ABS, G.Box:4HP14	<b>655-079</b>		25		24	90	81	33	80	350	867	s6	
1.8i (66 kW) Eng. LFX(XU7JB)		7/97-		●	+ABS, G.Box:BE3	<b>613-203</b>				28	74	115							
		7/97-		●	+ABS, G.Box:BE3	<b>607-302</b>	29	25	34	59	87	46					11a	2	
		7/97-	L			+ABS, G.Box:BE3	<b>655-136</b>	29	25			88			80	70	593	s5	
		7/97-	R			+ABS, G.Box:BE3	<b>655-137</b>	29	25		24	88	81	33	80	350	867	s6	
		97-	L			-ABS, G.Box:BE3	<b>655-078</b>		25		24	90	79		80	70	585	s16	
	97-	R			-ABS, G.Box:BE3	<b>655-079</b>		25		24	90	81	33	80	350	867	s6		
1.8i 16v (81 kW) Eng. LFY(XU7JP4)		7/97-		●	+ABS, G.Box:BE3	<b>613-203</b>				28	74	115							
		7/97-		●	+ABS, G.Box:BE3	<b>607-302</b>	29	25	34	59	87	46					11a	2	
		7/97-	L			+ABS, G.Box:BE3	<b>655-136</b>	29	25			88			80	70	593	s5	
		7/97-	R			+ABS, G.Box:BE3	<b>655-137</b>	29	25		24	88	81	33	80	350	867	s6	
		97-	L			-ABS, G.Box:BE3	<b>655-078</b>		25		24	90	79		80	70	585	s16	
	97-	R			-ABS, G.Box:BE3	<b>655-079</b>		25		24	90	81	33	80	350	867	s6		
1.9 D (50 kW) Eng. DJY(XUD9A)		7/97-		●	+ABS, G.Box:BE3	<b>613-203</b>				28	74	115							
		7/97-		●	+ABS, G.Box:BE3	<b>607-302</b>	29	25	34	59	87	46					11a	2	
		7/97-	L			+ABS, G.Box:BE3	<b>655-136</b>	29	25			88			80	70	593	s5	
		7/97-	R			+ABS, G.Box:BE3	<b>655-137</b>	29	25		24	88	81	33	80	350	867	s6	
		97-	L			-ABS, G.Box:BE3	<b>655-078</b>		25		24	90	79		80	70	585	s16	
	97-	R			-ABS, G.Box:BE3	<b>655-079</b>		25		24	90	81	33	80	350	867	s6		
1.9 D (51 kW) Eng. WJY(DW8B)/ WJZ(DW8)		98-		●	+ABS	<b>613-509</b>				34,9	84	119							
		98-		●	+ABS	<b>607-558</b>	29	25	34	58,5	86	46,5					11a	2	
		98-	L			-ABS, G.Box:BE3	<b>655-078</b>		25		24	90	79		80	70	585	s16	
		98-	R		-ABS, G.Box:BE3	<b>655-079</b>		25		24	90	81	33	80	350	867	s6		



















Xsara (N1/0), Coupe '97-		L/R			NOTE	CIFAM ref.	ABS	A	B	C	D	E	F	H	I	L	M	Fig	
1.9 SD (55 kW) Eng. DHV(XUD9BSD)		98-		●	+ABS, G.Box:BE3	613-203				28	74	115							
		98-		●	+ABS, G.Box:BE3	607-302	29	25	34	59	87	46					11a	2	
		98-	L			+ABS, G.Box:BE3	655-136	29	25			88			80	70	593	s5	
		98-	L			-ABS, G.Box:BE3	655-078		25		24	90	79		80	70	585	s16	
		98-	R			+ABS, G.Box:BE3	655-137	29	25		24	88	81	33	80	350	867	s6	
		98-	R			-ABS, G.Box:BE3	655-079		25		24	90	81	33	80	350	867	s6	
1.9 TD (66 kW) Eng. DHY(XUD9TE-Y)		7/97-		●	+ABS, G.Box:BE3	613-203				28	74	115							
		7/97-		●	+ABS, G.Box:BE3	607-302	29	25	34	59	87	46					11a	2	
		97-00	L			+ABS, G.Box:BE3	655-519	29	25		24	88	81	33	80	62	586	s5	
		97-00	R			+ABS, G.Box:BE3	655-137	29	25		24	88	81	33	80	350	867	s6	
		97-00	R			-ABS	655-079		25		24	90	81	33	80	350	867	s6	
2.0 16v (100 kW) Eng. RFN(EW10J4)		00-		●	+ABS	613-308				31	75	115							
		00-		●	+ABS	607-446	29	25	34	58,5	87,75	46					11a	2	
2.0 HDi (66 kW) Eng. RHY(DW10TD)		99-		●	+ABS	613-308				31	75	115							
		99-		●	+ABS	607-446	29	25	34	58,5	87,75	46					11a	2	
		99-	L			+ABS, G.Box:BE3	655-519	29	25		24	88	81	33	80	62	586	s5	
		99-	R			+ABS, G.Box:BE3	655-137	29	25		24	88	81	33	80	350	867	s6	
		99-	R			-ABS	655-079		25		24	90	81	33	80	350	867	s6	
2.0 HDi (80 kW) Eng. RHS/RHZ(DW10ATED)		01-		●	+ABS	613-308				31	75	115							
		01-		●	+ABS	607-446	29	25	34	58,5	87,75	46					11a	2	
		01-	L			+ABS, A/T	655-807	29	25		26	88	81		80	46,5	575	s3	
		01-	R			+ABS, A/T	655-808	29	25		26	88	81		80	258,8	786	s4	
2.0 i 16v (120 kW) Eng. RFS(XU10J4RS)		97-00		●	+/-ABS	613-146				23	88	101							
		97-00		●	+ABS	607-175	29	25	23	55,3	87	46					11a	2	
		97-00		●	-ABS	607-177		25	23	55,3	90	46					11a	2	
		97-00	L			+ABS, G.Box:BE3	655-519	29	25		24	88	81	33	80	62	586	s5	
		97-00	R			+ABS, G.Box:BE3	655-137	29	25		24	88	81	33	80	350	867	s6	
		97-00	R			-ABS	655-079		25		24	90	81	33	80	350	867	s6	
2.0 i 16v (97 kW) Eng. RFV(XU10J4R)		98-00		●	+ABS	613-308				31	75	115							
		98-00		●	+ABS	607-446	29	25	34	58,5	87,75	46					11a	2	
		98-00	L			+ABS, G.Box:BE3	655-519	29	25		24	88	81	33	80	62	586	s5	
		98-00	R			+ABS, G.Box:BE3	655-137	29	25		24	88	81	33	80	350	867	s6	
		98-00	R			-ABS	655-079		25		24	90	81	33	80	350	867	s6	















<b>Xsara (N2) Break '97-</b>		L/R			NOTE	CIFAM ref.	ABS	A	B	C	D	E	F	H	I	L	M	Fig		
1.4 HDi (50 kW) Eng. 8HX(DV4TD)		03-		●	+ABS	<b>613-509</b>				34,9	84	119								
		03-		●	+ABS	<b>607-558</b>	29	25	34	58,5	86	46,5						11a	2	
1.4 i (55 kW) Eng. KFX/ KFW(TU3JP)		97-	L		G.Box:MA	<b>655-156</b>		21		22	86,5	71,5	30	76	58,5	592	s3			
		97-	L		+ABS, G.Box:MA	<b>655-217</b>	29	25		22	84	72		79		594	s3			
		97-	R		G.Box:MA	<b>655-157</b>		21		22	86,5	71,5	30	76	328	865	s4			
		97-	R		+ABS, G.Box:MA	<b>655-218</b>	29	25		22	84	72		79		865	s4			
1.6 i (65 kW) Eng. NFZ(TU5JP)		97-00	L		+ABS, G.Box:MA	<b>655-217</b>	29	25		22	84	72		79		594	s3			
		97-00	L		-ABS, G.Box:MA	<b>655-520</b>		25			86,5			80		594	s16			
		97-00	R		+ABS, G.Box:MA	<b>655-218</b>	29	25		22	84	72		79		865	s4			
		97-00	R		-ABS, G.Box:MA	<b>655-521</b>		25			86,5		32	80		865	s4			
1.8 D (43 kW) Eng. A9A(XUD7)		97-00		●	+/-ABS	<b>613-146</b>				23	88	101								
		97-00		●	+ABS	<b>607-175</b>	29	25	23	55,3	87	46						11a	2	
		97-00		●	-ABS	<b>607-177</b>		25	23	55,3	90	46						11a	2	
		97-00	L			+ABS, G.Box:BE3	<b>655-136</b>	29	25			88			80	70	593	s5		
		97-00	L			-ABS, G.Box:BE3	<b>655-078</b>		25		24	90	79		80	70	585	s16		
		97-00	R			+ABS, G.Box:BE3	<b>655-137</b>	29	25		24	88	81	33	80	350	867	s6		
97-00		R			-ABS, G.Box:BE3	<b>655-079</b>		25		24	90	81	33	80	350	867	s6			
1.8 i Aut. (74 kW) Eng. LFZ(XU7JP)		97-00		●	+/-ABS	<b>613-146</b>				23	88	101								
		97-00		●	+ABS	<b>607-175</b>	29	25	23	55,3	87	46						11a	2	
		97-00		●	-ABS	<b>607-177</b>		25	23	55,3	90	46						11a	2	
		97-00	L			+ABS, G.Box:4HP14	<b>655-136</b>	29	25			88			80	70	593	s5		
		97-00	L			-ABS, G.Box:4HP14	<b>655-078</b>		25		24	90	79		80	70	585	s16		
		97-00	R			+ABS, G.Box:4HP14	<b>655-137</b>	29	25		24	88	81	33	80	350	867	s6		
97-00		R			-ABS, G.Box:4HP14	<b>655-079</b>		25		24	90	81	33	80	350	867	s6			
1.8i (66 kW) Eng. LFX(XU7JB)		7/97-		●	+ABS, G.Box:BE3	<b>613-203</b>				28	74	115								
		7/97-		●	+ABS, G.Box:BE3	<b>607-302</b>	29	25	34	59	87	46						11a	2	
		7/97-	L			+ABS, G.Box:BE3	<b>655-136</b>	29	25			88			80	70	593	s5		
		7/97-	R			+ABS, G.Box:BE3	<b>655-137</b>	29	25		24	88	81	33	80	350	867	s6		
		97-	L			-ABS, G.Box:BE3	<b>655-078</b>		25		24	90	79		80	70	585	s16		
		97-	R			-ABS, G.Box:BE3	<b>655-079</b>		25		24	90	81	33	80	350	867	s6		


















Xsara (N2) Break '97-		L/R			NOTE	CIFAM ref.	ABS	A	B	C	D	E	F	H	I	L	M	Fig		
1.8i 16v (81 kW) Eng. LFY(XU7JP4)		97-		●	+ABS, G.Box:BE3	613-203				28	74	115								
		97-		●	+ABS, G.Box:BE3	607-302	29	25	34	59	87	46						11a	2	
		97-	L			+ABS, G.Box:BE3	655-136	29	25			88			80	70	593	s5		
		97-	L			-ABS, G.Box:BE3	655-078		25		24	90	79		80	70	585	s16		
		97-	R			+ABS, G.Box:BE3	655-137	29	25		24	88	81	33	80	350	867	s6		
		97-	R			-ABS, G.Box:BE3	655-079		25		24	90	81	33	80	350	867	s6		
1.9 D (50 kW) Eng. DJY(XUD9A)		97-		●	+ABS, G.Box:BE3	613-203				28	74	115								
		97-		●	+ABS, G.Box:BE3	607-302	29	25	34	59	87	46						11a	2	
		97-	L			+ABS, G.Box:BE3	655-136	29	25			88			80	70	593	s5		
		97-	L			-ABS, G.Box:BE3	655-078		25		24	90	79		80	70	585	s16		
		97-	R			+ABS, G.Box:BE3	655-137	29	25		24	88	81	33	80	350	867	s6		
		97-	R			-ABS, G.Box:BE3	655-079		25		24	90	81	33	80	350	867	s6		
1.9 D (51 kW) Eng. WJY(DW8B)/ WJZ(DW8)		98-		●	+ABS	613-509				34,9	84	119								
		98-		●	+ABS	607-558	29	25	34	58,5	86	46,5						11a	2	
		98-	L			-ABS, G.Box:BE3	655-078		25		24	90	79		80	70	585	s16		
		98-	R			-ABS, G.Box:BE3	655-079		25		24	90	81	33	80	350	867	s6		
1.9 SD (55 kW) Eng. DHV(XUD9BSD)		98-00		●	+ABS, G.Box:BE3	613-203				28	74	115								
		98-00		●	+ABS, G.Box:BE3	607-302	29	25	34	59	87	46						11a	2	
		98-00	L			+ABS, G.Box:BE3	655-136	29	25			88			80	70	593	s5		
		98-00	L			-ABS, G.Box:BE3	655-078		25		24	90	79		80	70	585	s16		
		98-00	R			+ABS, G.Box:BE3	655-137	29	25		24	88	81	33	80	350	867	s6		
		98-00	R			-ABS, G.Box:BE3	655-079		25		24	90	81	33	80	350	867	s6		
1.9 TD (66 kW) Eng. DHY(XUD9TE-Y)		7/97-		●	+ABS, G.Box:BE3	613-203				28	74	115								
		7/97-		●	+ABS, G.Box:BE3	607-302	29	25	34	59	87	46						11a	2	
		97-00	L			-ABS	655-078		25		24	90	79		80	70	585	s16		
		97-00	R			-ABS	655-079		25		24	90	81	33	80	350	867	s6		
2.0 16v (100 kW) Eng. RFN(EW10J4)		00-		●	+ABS	613-308				31	75	115								
		00-		●	+ABS	607-446	29	25	34	58,5	87,75	46						11a	2	
2.0 HDi (66 kW) Eng. RHY(DW10TD)		99-		●	+ABS	613-308				31	75	115								
		99-		●	+ABS	607-446	29	25	34	58,5	87,75	46						11a	2	
		99-	L			-ABS	655-078		25		24	90	79		80	70	585	s16		
		99-	R			-ABS	655-079		25		24	90	81	33	80	350	867	s6		













<b>Xsara (N2) Break '97-</b>			L/R			NOTE	CIFAM ref.	ABS	A	B	C	D	E	F	H	I	L	M	Fig		
2.0 HDi (80 kW) Eng. RHS/ RHZ(DW10ATED)		01-		•		+ABS	<b>613-308</b>				31	75	115								
		01-		•		+ABS	<b>607-446</b>	29	25	34	58,5	87,75	46						11a	2	
2.0 i 16v (97 kW) Eng. RFV(XU10J4R)		98-		•		+ABS	<b>613-308</b>				31	75	115								
		98-		•		+ABS	<b>607-446</b>	29	25	34	58,5	87,75	46						11a	2	
<b>Xsara Picasso (N68) '00-</b>			L/R			NOTE	CIFAM ref.	ABS	A	B	C	D	E	F	H	I	L	M	Fig		
1.6 (65-70 kW) Eng. NFZ/ NFV(TU5JP)		00-		•		+ABS	<b>613-509</b>				34,9	84	119								
		00-		•		+ABS	<b>607-558</b>	29	25	34	58,5	86	46,5						11a	2	
1.6 16v (80 kW) Eng. NFU(TU5JP4)		05-		•		+ABS	<b>613-504</b>				34,9	84	119								
		05-		•		+ABS	<b>607-585</b>	48	25	34	58,5	86	46,5						11a	2	
1.6 HDi (66 kW) Eng. DV6ATED4		05-		•		+ABS	<b>613-504</b>				34,9	84	119								
		05-		•		+ABS	<b>607-585</b>	48	25	34	58,5	86	46,5						11a	2	
1.6 HDi 16v (80 kW) Eng. 9HY(DV6TED4)		04-		•		+ABS	<b>613-504</b>				34,9	84	119								
		04-		•		+ABS	<b>607-585</b>	48	25	34	58,5	86	46,5						11a	2	
		04-	L			+ABS, M/T, G.Box:BE4	<b>655-805</b>	48	25	24		88			79	62	584		s3		
		04-	R			+ABS, M/T, G.Box:BE4	<b>655-806</b>	48	25	24		88			79	350	875		s4		
1.8i 16v (81-85 kW) Eng. LFY(XU7JP4)/ 6FZ(EW7J4)		00-		•		+ABS	<b>613-509</b>				34,9	84	119								
		00-		•		+ABS	<b>607-558</b>	29	25	34	58,5	86	46,5						11a	2	
		00-	L				+ABS, G.Box:BE3	<b>655-136</b>	29	25			88			80	70	593		s5	
		00-	L				-ABS, G.Box:BE3	<b>655-078</b>		25		24	90	79		80	70	585		s16	
		00-	R				+ABS, G.Box:BE3	<b>655-137</b>	29	25		24	88	81	33	80	350	867		s6	
		00-	R				-ABS, G.Box:BE3	<b>655-079</b>		25		24	90	81	33	80	350	867		s6	
2.0 16v (100 kW) Eng. RFN(EW10J4)		03-		•		+ABS	<b>613-308</b>				31	75	115								
		03-		•		+ABS	<b>607-446</b>	29	25	34	58,5	87,75	46						11a	2	
2.0 HDi (66 kW) Eng. RHY(DW10TD)		00-		•		+ABS	<b>613-308</b>				31	75	115								
		00-		•		+ABS	<b>607-446</b>	29	25	34	58,5	87,75	46						11a	2	
		00-	L				+ABS, M/T, G.Box:BE4	<b>655-805</b>	48	25	24		88			79	62	584		s3	
		00-	R				+ABS, M/T, G.Box:BE4	<b>655-806</b>	48	25	24		88			79	350	875		s4	
		00-	R				-ABS	<b>655-079</b>		25		24	90	81	33	80	350	867		s6	
<b>ZX (N2) '91-'97</b>			L/R			NOTE	CIFAM ref.	ABS	A	B	C	D	E	F	H	I	L	M	Fig		
1.1 (44 kW) Eng. HDZ(TU1M)		3/91-	L			G.Box:MA	<b>655-010</b>		21		22	86,5	71,5	30	75,5	65	599		s3		
		3/91-	R			G.Box:MA	<b>655-011</b>		21		22	86,5	71,5	30	75,5	328	858		s4		

ZX (N2) '91-'97		L/R			NOTE	CIFAM ref.	ABS	A	B	C	D	E	F	H	I	L	M	Fig		
1.4 i (55 kW) Eng. KDX/ KDZ(TU3M-Z)		3/91-6/97		●	G.Box:BE1	<b>613-019</b>				20	80	107								
		3/91-6/97		●	G.Box:BE1	<b>607-015</b>		25	22	55,3	84	46						11a	2	
		3/91-	L			G.Box:MA	<b>655-010</b>		21		22	86,5	71,5	30	75,5	65	599		s3	
		3/91-	R			G.Box:MA	<b>655-011</b>		21		22	86,5	71,5	30	75,5	328	858		s4	
1.4ie (55 kW) Eng. KFX(TU3JP)		3/91-6/97		●	G.Box:BE1	<b>613-019</b>				20	80	107								
		3/91-6/97		●	G.Box:BE1	<b>607-015</b>		25	22	55,3	84	46						11a	2	
		3/91-	L			G.Box:MA	<b>655-010</b>		21		22	86,5	71,5	30	75,5	65	599		s3	
		3/91-	R			G.Box:MA	<b>655-011</b>		21		22	86,5	71,5	30	75,5	328	858		s4	
1.6 i (65-66 kW) Eng. BDY(XU5M)/ BFZ(XU5JP)		3/91-6/97		●	-ABS, G.Box:BE1	<b>613-019</b>				20	80	107								
		3/91-96		●	+ABS	<b>613-146</b>				23	88	101								
		3/91-6/97		●	-ABS, G.Box:BE1	<b>607-015</b>		25	22	55,3	84	46							11a	2
		3/91-96		●	+ABS	<b>607-208</b>	48	25	23	55,3	87	46							11a	2
		3/91-	L			+ABS, G.Box:BE3	<b>655-136</b>	29	25			88			80	70	593		s5	
		3/91-	L			-ABS, G.Box:BE3	<b>655-023</b>		25		24	84	81	33	80	70	591		s5	
		3/91-	R			+ABS, G.Box:BE3	<b>655-137</b>	29	25		24	88	81	33	80	350	867		s6	
		3/91-	R			-ABS, G.Box:BE3	<b>655-024</b>		25			84			80		867		s6	
1.8 D (44 kW) Eng. 161A(XUD7)		93-97		●	+ABS	<b>613-146</b>				23	88	101								
		93-97		●	-ABS	<b>613-019</b>				20	80	107								
		93-97		●	+ABS	<b>607-175</b>	29	25	23	55,3	87	46							11a	2
		93-97		●	-ABS	<b>607-015</b>		25	22	55,3	84	46							11a	2
		93-97	L			+ABS, G.Box:BE3	<b>655-136</b>	29	25			88			80	70	593		s5	
		93-97	L			-ABS, G.Box:BE3	<b>655-023</b>		25		24	84	81	33	80	70	591		s5	
		93-97	R			+ABS, G.Box:BE3	<b>655-137</b>	29	25		24	88	81	33	80	350	867		s6	
		93-97	R			-ABS, G.Box:BE3	<b>655-024</b>		25			84			80		867		s6	
1.8i (74 kW) Eng. LFZ(XU7JP)		92-97		●	+ABS, ABS:Bosch	<b>613-146</b>				23	88	101								
		92-97		●	-ABS, G.Box:BE1	<b>613-019</b>				20	80	107								
		92-97		●	+ABS, ABS:Bosch	<b>607-175</b>	29	25	23	55,3	87	46							11a	2
		92-97		●	-ABS, G.Box:BE1	<b>607-015</b>		25	22	55,3	84	46							11a	2
		92-97	L			+ABS, G.Box:BE3	<b>655-136</b>	29	25			88			80	70	593		s5	
		92-97	L			-ABS, G.Box:BE3	<b>655-023</b>		25		24	84	81	33	80	70	591		s5	
		92-97	R			+ABS, G.Box:BE3	<b>655-137</b>	29	25		24	88	81	33	80	350	867		s6	
		92-97	R			-ABS, G.Box:BE3	<b>655-024</b>		25			84			80		867		s6	









ZX (N2) '91-'97		L/R			NOTE	CIFAM ref.	ABS	A	B	C	D	E	F	H	I	L	M	Fig		
1.8i 16v (81 kW) Eng. LFY(XU7JP4)		96-97		●	+ABS	613-146				23	88	101								
		96-97		●	-ABS	613-019				20	80	107								
		96-97		●	+ABS	607-175	29	25	23	55,3	87	46							11a	2
		96-97		●	-ABS	607-015		25	22	55,3	84	46							11a	2
		96-97	L			+ABS, G.Box:BE3	655-136	29	25			88			80	70	593		s5	
		96-97	L			-ABS, G.Box:BE3	655-023		25		24	84	81	33	80	70	591		s5	
		96-97	R			+ABS, G.Box:BE3	655-137	29	25		24	88	81	33	80	350	867		s6	
96-97		R			-ABS, G.Box:BE3	655-024		25			84			80		867		s6		
1.9 D (47 kW) Eng. DJZ(XUD9Y)		3/91-6/97		●	+ABS, ABS:Bosch	613-146				23	88	101								
		3/91-6/97		●	+ABS, ABS:Bosch	607-175	29	25	23	55,3	87	46							11a	2
		3/91-	L			+ABS, G.Box:BE3	655-136	29	25			88			80	70	593		s5	
		3/91-	L			-ABS, G.Box:BE3	655-023		25		24	84	81	33	80	70	591		s5	
		3/91-	R			+ABS, G.Box:BE3	655-137	29	25		24	88	81	33	80	350	867		s6	
3/91-	R			-ABS, G.Box:BE3	655-024		25			84			80		867		s6			
1.9 D (51 kW) Eng. D9B(XUD9A-U)		94-97		●	+ABS, ABS:Bosch	613-146				23	88	101								
		94-97		●	+ABS, ABS:Bosch	607-175	29	25	23	55,3	87	46							11a	2
		94-97	L			G.Box:BE3	655-023		25		24	84	81	33	80	70	591		s5	
		94-97	L			+ABS, G.Box:BE3	655-136	29	25			88			80	70	593		s5	
		94-97	R			G.Box:BE3	655-024		25			84			80		867		s6	
94-97	R			+ABS, G.Box:BE3	655-137	29	25		24	88	81	33	80	350	867		s6			
1.9 i (88 kW) Eng. DKZ(XU9JA)		91-97		●	+/-ABS	613-146				23	88	101								
		91-97		●	+ABS, ABS:Bosch	607-175	29	25	23	55,3	87	46							11a	2
		91-97		●	-ABS	607-177		25	23	55,3	90	46							11a	2
		91-97	L			+ABS, G.Box:BE3	655-136	29	25			88			80	70	593		s5	
		91-97	L			-ABS, M/T+A/T	655-078		25		24	90	79		80	70	585		s16	
		91-97	R			+ABS, G.Box:BE3	655-137	29	25		24	88	81	33	80	350	867		s6	
91-97	R			-ABS, M/T+A/T	655-079		25		24	90	81	33	80	350	867		s6			
1.9 TD (66 kW) Eng. DHY(XUD9TE-Y)		92-97		●	+/-ABS	613-146				23	88	101								
		92-97		●	+ABS, ABS:Bosch	607-175	29	25	23	55,3	87	46							11a	2
		92-97		●	-ABS	607-177		25	23	55,3	90	46							11a	2
		92-97	L			+ABS, G.Box:BE3	655-519	29	25		24	88	81	33	80	62	586		s5	
		92-97	R			+ABS, G.Box:BE3	655-137	29	25		24	88	81	33	80	350	867		s6	
92-97	R			-ABS, G.Box:BE3	655-079		25		24	90	81	33	80	350	867		s6			























<b>ZX (N2) Break '91-'97</b>			L/R			NOTE	CIFAM ref.	ABS	A	B	C	D	E	F	H	I	L	M	Fig		
1.6 i (65-66 kW) Eng. BDY(XU5M)/ BFZ(XU5JP)		3/91-6/97		●		G.Box:BE1	<b>613-019</b>				20	80	107								
		3/91-96		●		+ABS	<b>613-146</b>				23	88	101								
		3/91-6/97		●			G.Box:BE1	<b>607-015</b>		25	22	55,3	84	46						11a	2
		3/91-96		●			+ABS	<b>607-208</b>	48	25	23	55,3	87	46						11a	2
		3/91-	L				G.Box:BE3	<b>655-023</b>		25		24	84	81	33	80	70	591		s5	
		3/91-	L				+ABS, G.Box:BE3	<b>655-136</b>	29	25			88			80	70	593		s5	
		3/91-	R				G.Box:BE3	<b>655-024</b>		25			84			80		867		s6	
		3/91-	R				+ABS, G.Box:BE3	<b>655-137</b>	29	25		24	88	81	33	80	350	867		s6	
1.8 D (44 kW) Eng. 161A(XUD7)		93-97		●		+ABS	<b>613-146</b>				23	88	101								
		93-97		●		-ABS	<b>613-019</b>				20	80	107								
		93-97		●			+ABS	<b>607-175</b>	29	25	23	55,3	87	46						11a	2
		93-97		●			-ABS	<b>607-015</b>		25	22	55,3	84	46						11a	2
		93-97	L				G.Box:BE3	<b>655-023</b>		25		24	84	81	33	80	70	591		s5	
		93-97	L				+ABS, G.Box:BE3	<b>655-136</b>	29	25			88			80	70	593		s5	
		93-97	R				G.Box:BE3	<b>655-024</b>		25			84			80		867		s6	
		93-97	R				+ABS, G.Box:BE3	<b>655-137</b>	29	25		24	88	81	33	80	350	867		s6	
1.8i (74 kW) Eng. LFZ(XU7JP)		92-97		●		G.Box:BE1	<b>613-019</b>				20	80	107								
		92-97		●		+ABS, ABS:Bosch	<b>613-146</b>				23	88	101								
		92-97		●			G.Box:BE1	<b>607-015</b>		25	22	55,3	84	46						11a	2
		92-97		●			+ABS, ABS:Bosch	<b>607-175</b>	29	25	23	55,3	87	46						11a	2
		92-97	L				G.Box:BE3	<b>655-023</b>		25		24	84	81	33	80	70	591		s5	
		92-97	L				+ABS, G.Box:BE3	<b>655-136</b>	29	25			88			80	70	593		s5	
		92-97	R				G.Box:BE3	<b>655-024</b>		25			84			80		867		s6	
		92-97	R				+ABS, G.Box:BE3	<b>655-137</b>	29	25		24	88	81	33	80	350	867		s6	
1.8i 16v (81 kW) Eng. LFY(XU7JP4)		96-97		●		+ABS	<b>613-146</b>				23	88	101								
		96-97		●		-ABS	<b>613-019</b>				20	80	107								
		96-97		●			+ABS	<b>607-175</b>	29	25	23	55,3	87	46						11a	2
		96-97		●			-ABS	<b>607-015</b>		25	22	55,3	84	46						11a	2
		96-97	L				+ABS, G.Box:BE3	<b>655-136</b>	29	25			88			80	70	593		s5	
		96-97	L				-ABS, G.Box:BE3	<b>655-023</b>		25		24	84	81	33	80	70	591		s5	
		96-97	R				+ABS, G.Box:BE3	<b>655-137</b>	29	25		24	88	81	33	80	350	867		s6	
		96-97	R				-ABS, G.Box:BE3	<b>655-024</b>		25			84			80		867		s6	






























ZX (N2) Break '91-'97		L/R			NOTE	CIFAM ref.	ABS	A	B	C	D	E	F	H	I	L	M	Fig	
1.9 D (47 kW) Eng. DJZ(XUD9Y)		91-97		●	+ABS, ABS:Bosch	613-146				23	88	101							
		91-97		●	+ABS, ABS:Bosch	607-175	29	25	23	55,3	87	46						11a	2
		91-97	L			G.Box:BE3	655-023		25	24	84	81	33	80	70	591	s5		
		91-97	L			+ABS, G.Box:BE3	655-136	29	25		88			80	70	593	s5		
		91-97	R			G.Box:BE3	655-024		25		84			80		867	s6		
		91-97	R			+ABS, G.Box:BE3	655-137	29	25	24	88	81	33	80	350	867	s6		
1.9 D (51 kW) Eng. D9B(XUD9A-U)		94-97		●	+ABS, ABS:Bosch	613-146				23	88	101							
		94-97		●	+ABS, ABS:Bosch	607-175	29	25	23	55,3	87	46						11a	2
		94-97	L			G.Box:BE3	655-023		25	24	84	81	33	80	70	591	s5		
		94-97	L			+ABS, G.Box:BE3	655-136	29	25		88			80	70	593	s5		
		94-97	R			G.Box:BE3	655-024		25		84			80		867	s6		
		94-97	R			+ABS, G.Box:BE3	655-137	29	25	24	88	81	33	80	350	867	s6		
1.9 TD (66 kW) Eng. DHY(XUD9TE-Y)		92-97		●	+/-ABS	613-146				23	88	101							
		92-97		●	+ABS, ABS:Bosch	607-175	29	25	23	55,3	87	46						11a	2
		92-97		●		-ABS	607-177		25	23	55,3	90	46					11a	2
		92-97	L			+ABS, G.Box:BE3	655-519	29	25	24	88	81	33	80	62	586	s5		
		92-97	R			+ABS, G.Box:BE3	655-137	29	25	24	88	81	33	80	350	867	s6		
		92-97	R			-ABS, G.Box:BE3	655-079		25	24	90	81	33	80	350	867	s6		

























CITROËN LCV






















Berlingo I Van (M) '96-'08		L/R			NOTE	CIFAM ref.	ABS	A	B	C	D	E	F	H	I	L	M	Fig	
1.1 (40 kW) Eng. HDZ(TU1M)/HFX(TU1JP)		96-	L		G.Box:MA	655-132		25	22	86,5	71,5	30	79	58,5	594	s5			
		96-	L		+ABS, G.Box:MA	655-134	29	25	22	84	75		79	58	592	s5			
		96-	R			G.Box:MA	655-133		25	22	86,5	71,5		79	333	865	s6		
		96-	R			+ABS, G.Box:MA	655-135	29	25	22	84	75		79	333	865	s6		
1.4 i, Bivalent (55 kW) Eng. KFX/ KFW(TU3JP)		7/96-	L		G.Box:MA	655-132		25	22	86,5	71,5	30	79	58,5	594	s5			
		7/96-	L		+ABS, G.Box:MA	655-134	29	25	22	84	75		79	58	592	s5			
		7/96-	R			G.Box:MA	655-133		25	22	86,5	71,5		79	333	865	s6		
		7/96-	R			+ABS, G.Box:MA	655-135	29	25	22	84	75		79	333	865	s6		
1.6 16v (80 kW) Eng. NFU(TU5JP4)		00-		●	+ABS	613-509				34,9	84	119							
		00-		●	+ABS	607-558	29	25	34	58,5	86	46,5					11a	2	
		00-08	L		+ABS, M/T, G.Box:BE4	655-805	48	25	24		88			79	62	584	s3		
		00-08	R		+ABS, M/T, G.Box:BE4	655-806	48	25	24		88			79	350	875	s4		

































Berlingo I Van (M) '96-'08		L/R			NOTE	CIFAM ref.	ABS	A	B	C	D	E	F	H	I	L	M	Fig		
1.6 HDi (55 kW) Eng. DV6B/9HW(DV6ETED)		05-		●	+ABS	<b>613-504</b>				34,9	84	119								
		05-		●	+ABS	<b>607-585</b>	48	25	34	58,5	86	46,5						11a	2	
		05-08	L			+ABS, M/T, G.Box:BE4	<b>655-805</b>	48	25	24		88			79	62	584		s3	
		05-08	R			+ABS, M/T, G.Box:BE4	<b>655-806</b>	48	25	24		88			79	350	875		s4	
1.6 HDi (66 kW) Eng. 9HX(DV6ATED4)		05-		●	+ABS	<b>613-504</b>				34,9	84	119								
		05-		●	+ABS	<b>607-585</b>	48	25	34	58,5	86	46,5						11a	2	
		05-08	L			+ABS, M/T, G.Box:BE4	<b>655-805</b>	48	25	24		88			79	62	584		s3	
		05-08	R			+ABS, M/T, G.Box:BE4	<b>655-806</b>	48	25	24		88			79	350	875		s4	
1.8 D (43 kW) Eng. A9A(XUD7)		96-		●	+ABS	<b>613-308</b>				31	75	115								
		96-		●	+ABS	<b>607-446</b>	29	25	34	58,5	87,75	46						11a	2	
		96-	L			+ABS, G.Box:BE3	<b>655-522</b>	29	25			90			80		596		s5	
		96-	L			-ABS, G.Box:BE3	<b>655-524</b>		25			90			80		596		s5	
		96-	R			+ABS, G.Box:BE3	<b>655-523</b>	29	25			90			80		876		s6	
		96-	R			-ABS, G.Box:BE3	<b>655-525</b>		25			90			80		876		s6	
1.8i (66 kW) Eng. LFX(XU7JB)		99-		●	+ABS	<b>613-509</b>				34,9	84	119								
		99-		●	+ABS	<b>607-558</b>	29	25	34	58,5	86	46,5						11a	2	
1.9 D (50 kW) Eng. DJY(XUD9A)		96-		●	+ABS, G.Box:BE3	<b>613-203</b>				28	74	115								
		96-		●	+ABS, G.Box:BE3	<b>607-302</b>	29	25	34	59	87	46						11a	2	
		96-	L			+ABS, G.Box:BE3	<b>655-522</b>	29	25			90			80		596		s5	
		96-	L			-ABS, G.Box:BE3	<b>655-524</b>		25			90			80		596		s5	
		96-	R			+ABS, G.Box:BE3	<b>655-523</b>	29	25			90			80		876		s6	
		96-	R			-ABS, G.Box:BE3	<b>655-525</b>		25			90			80		876		s6	
1.9 D, 4WD (51 kW) Eng. WJY/WJZ(DW8/B)		98-		●	+ABS	<b>613-509</b>				34,9	84	119								
		98-		●	+ABS	<b>607-558</b>	29	25	34	58,5	86	46,5						11a	2	
		98-	L			+ABS, G.Box:BE3	<b>655-522</b>	29	25			90			80		596		s5	
		98-	L			-ABS, G.Box:BE3	<b>655-524</b>		25			90			80		596		s5	
		98-	R			+ABS, G.Box:BE3	<b>655-523</b>	29	25			90			80		876		s6	
		98-	R			-ABS, G.Box:BE3	<b>655-525</b>		25			90			80		876		s6	





















<b>Berlingo I Van (M) '96-'08</b>			L/R			NOTE	CIFAM ref.	ABS	A	B	C	D	E	F	H	I	L	M	Fig		
2.0 HDi (66 kW) Eng. RHY(DW10TD)		12/99-		•		+ABS	<b>613-308</b>				31	75	115								
		12/99-		•		+ABS	<b>607-446</b>	29	25	34	58,5	87,75	46					11a	2		
		12/99-	L				+ABS, M/T, G.Box:BE3	<b>655-641</b>	29	25			90			80			587		
		12/99-	L				-ABS, M/T, G.Box:BE3	<b>655-639</b>		25			90			80			589		
		12/99-	R				+ABS, M/T, G.Box:BE3	<b>655-642</b>	29	25			90			80			874		
		12/99-	R				-ABS, M/T, G.Box:BE3	<b>655-640</b>		25			90			80			876		
		99-08	L				+ABS, M/T, G.Box:BE4	<b>655-805</b>	48	25	24		88			79	62	584	s3		
		99-08	R				+ABS, M/T, G.Box:BE4	<b>655-806</b>	48	25	24		88			79	350	875	s4		
<b>Berlingo II Van '08-</b>			L/R			NOTE	CIFAM ref.	ABS	A	B	C	D	E	F	H	I	L	M	Fig		
1.6 16v (66 kW) Eng. NFR(TU5JP)		08-		•		G.Box:BE4R/ MC	<b>613-511</b>				34,9	84	119								
		08-		•		G.Box:BE4R/ MC	<b>607-675</b>		25	34	58,5	86	46,5					11a	2		
1.6 16v (80 kW) Eng. NFU(TU5JP4)		08-		•		G.Box:BE4R/ MC	<b>613-511</b>				34,9	84	119								
		08-		•		G.Box:BE4R/ MC	<b>607-675</b>		25	34	58,5	86	46,5					11a	2		
1.6 HDi (55 kW) Eng. 9HN/9HT/9HW(DV6ETED/4)		08-		•		G.Box:BE4R/ MC	<b>613-511</b>				34,9	84	119								
		08-		•		G.Box:BE4R/ MC	<b>607-675</b>		25	34	58,5	86	46,5					11a	2		
1.6 HDi (66-68 kW) Eng. 9HP(DV6DTE)/9HX(DV6ATED4)		08-		•		G.Box:BE4R/ MC	<b>613-511</b>				34,9	84	119								
		08-		•		G.Box:BE4R/ MC	<b>607-675</b>		25	34	58,5	86	46,5					11a	2		
1.6 HDi (81 kW) Eng. 9HR/9HZ(DV6C/DV6TED4)		08-		•		G.Box:BE4R/ MC	<b>613-511</b>				34,9	84	119								
		08-		•		G.Box:BE4R/ MC	<b>607-675</b>		25	34	58,5	86	46,5					11a	2		
1.6 VTi (72 kW) Eng. 5FK(EP6CB)		10-		•			<b>613-511</b>				34,9	84	119								
		10-		•			<b>607-675</b>		25	34	58,5	86	46,5					11a	2		
1.6 VTi (88 kW) Eng. 5FS(EP6C)		09-		•		G.Box:BE4R/ MC	<b>613-511</b>				34,9	84	119								
		09-		•		G.Box:BE4R/ MC	<b>607-675</b>		25	34	58,5	86	46,5					11a	2		
<b>C15 (VD), Van '84-</b>			L/R			NOTE	CIFAM ref.	ABS	A	B	C	D	E	F	H	I	L	M	Fig		
0.95 (33 kW) Eng. XV8-TU9		7/87-12/96		•		M/T	<b>613-054</b>				20	82	105								
		7/87-12/96		•		M/T	<b>607-063</b>		21	22	56	84	51					3	2		
		8/87-	L				Ch 4196-, G.Box:MA	<b>655-019</b>		21		22	86,5	71,5	30	76,5	65	575	s3		
		8/87-	R				Ch 4196-, G.Box:MA	<b>655-020</b>		21		22	86,5	71,5	30	76,5	328	835	s4		










C15 (VD), Van '84-		L/R			NOTE	CIFAM ref.	ABS	A	B	C	D	E	F	H	I	L	M	Fig	
1.1 (35 kW) Eng. E1A		7/87-12/96		●	M/T	613-054				20	82	105							
		7/87-12/96		●	M/T	607-063		21	22	56	84	51					3	2	
		84-	L			G.Box:BE1	655-006		21		24	86,5	70,5	30	76	69,5	565	s5	
		84-	R			G.Box:BE1	655-007		21		24	86,5	70,5		76	347	840	s6	
1.1 (35-37 kW) Eng. 109-5F/ K		7/87-12/96		●	M/T	613-054				20	82	105							
		7/87-12/96		●	M/T	607-063		21	22	56	84	51					3	2	
		84-	L			G.Box:BE1	655-006		21		24	86,5	70,5	30	76	69,5	565	s5	
		84-	R			G.Box:BE1	655-007		21		24	86,5	70,5		76	347	840	s6	
1.1 (44 kW) Eng. HDZ(TU1M)		88-96		●	M/T	613-054				20	82	105							
		88-96		●	M/T	607-063		21	22	56	84	51					3	2	
		88-96	L			Ch 4196-, G.Box:MA	655-019		21		22	86,5	71,5	30	76,5	65	575	s3	
		88-96	R			Ch 4196-, G.Box:MA	655-020		21		22	86,5	71,5	30	76,5	328	835	s4	
1.3 (47 kW) Eng. G1A		87-88		●	M/T	613-054				20	82	105							
		87-88		●	M/T	607-063		21	22	56	84	51					3	2	
		87-88	L			G.Box:BE1, Eng. Talbot	655-006		21		24	86,5	70,5	30	76	69,5	565	s5	
		87-88	R			G.Box:BE1, Eng. Talbot	655-007		21		24	86,5	70,5		76	347	840	s6	
1.4 (49 kW) Eng. K1H(TU3A)		7/87-12/96		●	M/T	613-054				20	82	105							
		7/87-12/96		●	M/T	607-063		21	22	56	84	51					3	2	
		8/87-	L			Ch 4196-, G.Box:MA	655-019		21		22	86,5	71,5	30	76,5	65	575	s3	
		8/87-	R			Ch 4196-, G.Box:MA	655-020		21		22	86,5	71,5	30	76,5	328	835	s4	
1.4 E (44-59 kW) Eng. 150B/ C/ D/ Y(XY7)		7/87-12/96		●	M/T	613-054				20	82	105							
		7/87-12/96		●	M/T	607-063		21	22	56	84	51					3	2	
		8/87-	L			Ch 4196-, G.Box:MA	655-019		21		22	86,5	71,5	30	76,5	65	575	s3	
		8/87-	R			Ch 4196-, G.Box:MA	655-020		21		22	86,5	71,5	30	76,5	328	835	s4	
1.4 i (55 kW) Eng. KDY(TU3M/ FM)		91-96		●	M/T	613-054				20	82	105							
		91-96		●	M/T	607-063		21	22	56	84	51					3	2	
		91-96	L			Ch 4196-, G.Box:MA	655-019		21		22	86,5	71,5	30	76,5	65	575	s3	
		91-96	R			Ch 4196-, G.Box:MA	655-020		21		22	86,5	71,5	30	76,5	328	835	s4	










<b>C15 (VD), Van '84-</b>			L/R			NOTE	CIFAM ref.	ABS	A	B	C	D	E	F	H	I	L	M	Fig	
1.8 D (44 kW) Eng. 161A(XUD7)		86-89		•		M/T, Ch -6749	<b>613-054</b>				20	82	105							
		89-12/97		•		M/T, Ch 6750-	<b>613-209</b>				20	82	105							
		86-89		•		M/T, Ch -6749	<b>607-063</b>		21	22	56	84	51						3	2
		89-12/97		•		M/T, Ch 6750-	<b>607-286</b>		21	31	56	84	52						3	2
		86-89	L				Ch -6749, G.Box:BE1	<b>655-006</b>		21		24	86,5	70,5	30	76	69,5	565	s5	
		86-89	R				Ch -6749, G.Box:BE1	<b>655-007</b>		21		24	86,5	70,5		76	347	840	s6	
<b>C2 Van (JM) '03-</b>			L/R			NOTE	CIFAM ref.	ABS	A	B	C	D	E	F	H	I	L	M	Fig	
1.4 HDi (50 kW) Eng. 8HX(DV4TD)		9/03-		•		+ABS	<b>613-146</b>				23	88	101							
		9/03-		•		+ABS	<b>607-175</b>	29	25	23	55,3	87	46						11a	2
1.8 E (51 kW) Eng. 169(XM7T)		7/87-94		•			<b>613-022</b>				24	95	150							
		7/87-94		•			<b>607-020</b>		28	27	62,9	100	60						4	2
1.9 D (51 kW) Eng. D9B(XUD9A-U)		7/87-94	L				<b>655-082</b>		28		25	98	100	50	112	69	693	s5		
		7/87-94	R				<b>655-129</b>		28		25	98	100	50	112	387	1070	s6		
1.9 TD (60 kW) Eng. M705(280A1 FIAT)		87-	L				<b>655-082</b>		28		25	98	100	50	112	69	693	s5		
		87-	R				<b>655-083</b>		28			98		50	112		1064	s5		
		92-94		•			<b>613-022</b>				24	95	150							
		92-94		•			<b>607-020</b>		28	27	62,9	100	60						4	2
2.0 E, Van (58 kW) Eng. 170A/ B(XN1T)		92-94	L				<b>655-082</b>		28		25	98	100	50	112	69	693	s5		
		92-94	R				<b>655-129</b>		28		25	98	100	50	112	387	1070	s6		
		81-94		•			<b>613-022</b>				24	95	150							
		81-94		•			<b>607-020</b>		28	27	62,9	100	60						4	2
2.0, Van, Flatbed (62 kW) Eng. 170C		81-94	L				<b>655-082</b>		28		25	98	100	50	112	69	693	s5		
		81-94	R				<b>655-129</b>		28		25	98	100	50	112	387	1070	s6		
		91-94		•			<b>613-022</b>				24	95	150							
		91-94		•			<b>607-020</b>		28	27	62,9	100	60						4	2
2.5 D, 4WD (54-55 kW) Eng. CRD93L(U25-661)		91-94	L				<b>655-082</b>		28		25	98	100	50	112	69	693	s5		
		91-94	R				<b>655-129</b>		28		25	98	100	50	112	387	1070	s6		
		7/87-94		•			<b>613-022</b>				24	95	150							
		7/87-94		•			<b>607-020</b>		28	27	62,9	100	60						4	2
	7/87-94	L				<b>655-082</b>		28		25	98	100	50	112	69	693	s5			
	7/87-94	R				<b>655-129</b>		28		25	98	100	50	112	387	1070	s6			

<b>C25 (280, 290) '81-'94</b>			L/R			NOTE	CIFAM ref.	ABS	A	B	C	D	E	F	H	I	L	M	Fig		
2.5 TD, 4WD (70 kW) Eng. CRD93LS(U25-673/M25-648)		7/87-94		•			<b>613-022</b>				24	95	150								
		7/87-94		•			<b>607-020</b>		28	27	62,9	100	60						4	2	
		7/87-94	L					<b>655-082</b>		28		25	98	100	50	112	69	693		s5	
		7/87-94	R					<b>655-129</b>		28		25	98	100	50	112	387	1070		s6	
<b>C3 Van '03-'09</b>			L/R			NOTE	CIFAM ref.	ABS	A	B	C	D	E	F	H	I	L	M	Fig		
1.4 (54 kW) Eng. KFV(TU3JP)		2/02-	L	•		G.Box:MA	<b>613-281</b>				20	68	100								
		2/02-	R	•		G.Box:MA	<b>613-505</b>				29,5	72,5	112								
		2/02-	L	•		G.Box:MA	<b>607-407</b>		21	21	48,75	75,6	52							4a	2
		2/02-	R	•		G.Box:MA	<b>607-646</b>		21	21	48,75	75,6	52							4a	2
		2/02-	L				-ABS, G.Box:MA	<b>655-415</b>		21		21	79			86		652		s5	
		2/02-	R				-ABS, G.Box:MA	<b>655-416</b>		21		21	79			86		841		s5	
1.4 HDi (50 kW) Eng. 8HX(DV4TD)		02-	L	•			<b>613-281</b>				20	68	100								
		02-	R	•				<b>613-505</b>				29,5	72,5	112							
		02-	L	•				<b>607-407</b>		21	21	48,75	75,6	52						4a	2
		02-	R	•				<b>607-646</b>		21	21	48,75	75,6	52						4a	2
<b>C4 Van '04-</b>			L/R			NOTE	CIFAM ref.	ABS	A	B	C	D	E	F	H	I	L	M	Fig		
1.6 16v HDi (66 kW) Eng. 9HX(DV6ATED4)		04-		•			<b>613-203</b>				28	74	115								
		04-		•			<b>607-455</b>		25	34	58,3	86	46						11a	2	
<b>C8 Van '02-</b>			L/R			NOTE	CIFAM ref.	ABS	A	B	C	D	E	F	H	I	L	M	Fig		
2.0 HDi (100 kW) Eng. RHR(DW10BTED4)		02-		•		M/T	<b>613-342</b>				26	86	138								
		02-		•		M/T	<b>607-494</b>		27	28	58	92	49						11	1	
2.0 HDi (88 kW) Eng. RHK(DW10UTED4)		02-		•		M/T	<b>613-342</b>				26	86	138								
		02-		•		M/T	<b>607-494</b>		27	28	58	92	49						11	1	
<b>Dispatch '94-'00</b>			L/R			NOTE	CIFAM ref.	ABS	A	B	C	D	E	F	H	I	L	M	Fig		
1.9 D, TD (66 kW) Eng. DHX(XUD9TF-BTF)		94-5/99		•		+ABS	<b>613-172</b>				28	95	85								
		94-5/99		•		+ABS	<b>607-224</b>	48	27	39	59	100,45	49,5						11	2	
		9/94-	L				G.Box:ME5K	<b>655-142</b>		27		37	100	89	38,7	82	68,5	642		s3	
		9/94-	L				+ABS, G.Box:ME5K	<b>655-144</b>	48	27		37	100	89	38,7	82	68,5	641		s3	
		9/94-	R				G.Box:ME5K	<b>655-143</b>		27		37	100	89	38,7	82	369	942		s4	
		9/94-	R				+ABS, G.Box:ME5K	<b>655-145</b>	48	27		37	100	89	38,7	82	369	942		s4	

Jumper I (230)/ Relay '94-'02			L/R			NOTE	CIFAM ref.	ABS	A	B	C	D	E	F	H	I	L	M	Fig	
1.9 D (51 kW) Eng. D9B(XUD9A-U)		1/94-02		●		+ABS, 10-14Q	<b>613-022</b>				24	95	150							
		1/94-02		●		+ABS, Ch -5235557, 18Q	<b>613-109</b>				33	111	93							
		1/94-02		●		+ABS, Ch 5235558-, 18Q	<b>613-502</b>				33	110	160							
		1/94-02		●			+ABS, 10-14Q	<b>607-120</b>	54	28	39	62,9	100,4	60					4	2
		1/94-02		●			+ABS, Ch -5235557, 18Q	<b>607-132</b>	54	35	45	70	115,3	63					11	2
		1/94-02		●			+ABS, Ch 5235558-, 18Q	<b>607-236</b>	54	35	45	70	113,6	63					11	2
		1/94-02	L				+ABS, G.Box:ME5T, 10-14Q	<b>655-084</b>	54	28		37	98	89	38,7	112	68,5	770	s3	
		1/94-02	L				+ABS, Ch -5235557, G.Box:MG5T, 18Q	<b>655-158</b>	54	35		41	115	104	50	117	70	762	s3	
		1/94-02	L				+ABS, Ch 5235558-, G.Box:MG5T, 18Q	<b>655-160</b>	54	35		41	115	104	50	117	70	762	s3	
		1/94-02	R				+ABS, G.Box:ME5T, 10-14Q	<b>655-085</b>	54	28		37	98	89	38,7	112	369	1070	s6	
		1/94-02	R				+ABS, Ch -5235557, G.Box:MG5T, 18Q	<b>655-159</b>	54	35		41	115	104	50	117	391	1084	s6	
	1.9 TD (66 kW) Eng. D8C(XUD9UTF)		1/94-02		●		+ABS, 10-14Q	<b>613-022</b>				24	95	150						
1/94-02				●		+ABS, Ch -5235557, 18Q	<b>613-109</b>				33	111	93							
1/94-02				●			+ABS, Ch 5235558-, 18Q	<b>613-502</b>				33	110	160						
		1/94-02		●			+ABS, 10-14Q	<b>607-120</b>	54	28	39	62,9	100,4	60					4	2
		1/94-02		●			+ABS, Ch -5235557, 18Q	<b>607-132</b>	54	35	45	70	115,3	63					11	2
		1/94-02		●			+ABS, Ch 5235558-, 18Q	<b>607-236</b>	54	35	45	70	113,6	63					11	2
		1/94-02	L				+ABS, G.Box:ME5T, 10-14Q	<b>655-084</b>	54	28		37	98	89	38,7	112	68,5	770	s3	
		1/94-02	L				+ABS, Ch -5235557, G.Box:MG5T, 18Q	<b>655-158</b>	54	35		41	115	104	50	117	70	762	s3	
		1/94-02	L				+ABS, Ch 5235558-, G.Box:MG5T, 18Q	<b>655-160</b>	54	35		41	115	104	50	117	70	762	s3	
		1/94-02	R				+ABS, G.Box:ME5T, 10-14Q	<b>655-085</b>	54	28		37	98	89	38,7	112	369	1070	s6	
		1/94-02	R				+ABS, Ch -5235557, G.Box:MG5T, 18Q	<b>655-159</b>	54	35		41	115	104	50	117	391	1084	s6	
1/94-02		R				+ABS, Ch 5235558-, G.Box:MG5T, 18Q	<b>655-161</b>	54	35		41	115	104	50	117	391	1084	s6		














Jumper I (230)/ Relay '94-'02			L/R			NOTE	CIFAM ref.	ABS	A	B	C	D	E	F	H	I	L	M	Fig	
1.9 TD (66 kW) Eng. DHX(XUD9TF-BTF)		1/94-02		●		+ABS, 10-14Q	<b>613-022</b>				24	95	150							
		1/94-02		●		+ABS, Ch -5235557, 18Q	<b>613-109</b>				33	111	93							
		1/94-02		●		+ABS, Ch 5235558-, 18Q	<b>613-502</b>				33	110	160							
		1/94-02		●			+ABS, 10-14Q	<b>607-120</b>	54	28	39	62,9	100,4	60					4	2
		1/94-02		●			+ABS, Ch -5235557, 18Q	<b>607-132</b>	54	35	45	70	115,3	63					11	2
		1/94-02		●			+ABS, Ch 5235558-, 18Q	<b>607-236</b>	54	35	45	70	113,6	63					11	2
		1/94-02	L				+ABS, G.Box:ME5T, 10-14Q	<b>655-084</b>	54	28		37	98	89	38,7	112	68,5	770	s3	
		1/94-02	L				+ABS, Ch -5235557, G.Box:MG5T, 18Q	<b>655-158</b>	54	35		41	115	104	50	117	70	762	s3	
		1/94-02	L				+ABS, Ch 5235558-, G.Box:MG5T, 18Q	<b>655-160</b>	54	35		41	115	104	50	117	70	762	s3	
		1/94-02	R				+ABS, G.Box:ME5T, 10-14Q	<b>655-085</b>	54	28		37	98	89	38,7	112	369	1070	s6	
		1/94-02	R				+ABS, Ch -5235557, G.Box:MG5T, 18Q	<b>655-159</b>	54	35		41	115	104	50	117	391	1084	s6	
							+ABS, Ch 5235558-, G.Box:MG5T, 18Q	<b>655-161</b>	54	35		41	115	104	50	117	391	1084	s6	
1.9 TD (68 kW) Eng. D8C(XUD9UTF)		96-02		●		+ABS, 10-14Q	<b>613-022</b>				24	95	150							
		96-02		●		+ABS, Ch -5235557, 18Q	<b>613-109</b>				33	111	93							
		96-02		●		+ABS, Ch 5235558-, 18Q	<b>613-502</b>				33	110	160							
		96-02		●			+ABS, 10-14Q	<b>607-120</b>	54	28	39	62,9	100,4	60					4	2
		96-02		●			+ABS, Ch -5235557, 18Q	<b>607-132</b>	54	35	45	70	115,3	63					11	2
		96-02		●			+ABS, Ch 5235558-, 18Q	<b>607-236</b>	54	35	45	70	113,6	63					11	2
		96-02	L				+ABS, G.Box:ME5T, 10-14Q	<b>655-084</b>	54	28		37	98	89	38,7	112	68,5	770	s3	
		96-02	L				+ABS, Ch -5235557, G.Box:MG5T, 18Q	<b>655-158</b>	54	35		41	115	104	50	117	70	762	s3	
		96-02	L				+ABS, Ch 5235558-, G.Box:MG5T, 18Q	<b>655-160</b>	54	35		41	115	104	50	117	70	762	s3	
		96-02	R				+ABS, G.Box:ME5T, 10-14Q	<b>655-085</b>	54	28		37	98	89	38,7	112	369	1070	s6	
		96-02	R				+ABS, Ch -5235557, G.Box:MG5T, 18Q	<b>655-159</b>	54	35		41	115	104	50	117	391	1084	s6	
							+ABS, Ch 5235558-, G.Box:MG5T, 18Q	<b>655-161</b>	54	35		41	115	104	50	117	391	1084	s6	

Jumper I (230)/ Relay '94-'02			L/R			NOTE	CIFAM ref.	ABS	A	B	C	D	E	F	H	I	L	M	Fig		
2.0 HDi (62 kW) Eng. RHV(DW10UTD)		01-02		●		+ABS, 10-14Q	<b>613-022</b>				24	95	150								
		01-02		●		+ABS, Ch -5235557, 18Q	<b>613-109</b>				33	111	93								
		01-02		●		+ABS, Ch 5235558-, 18Q	<b>613-502</b>				33	110	160								
		01-02		●			+ABS, 10-14Q	<b>607-120</b>	54	28	39	62,9	100,4	60						4	2
		01-02		●			+ABS, Ch -5235557, 18Q	<b>607-132</b>	54	35	45	70	115,3	63						11	2
		01-02		●			+ABS, Ch 5235558-, 18Q	<b>607-236</b>	54	35	45	70	113,6	63						11	2
		01-02	L				+ABS, G.Box:ME5T, 10-14Q	<b>655-084</b>	54	28		37	98	89	38,7	112	68,5	770	s3		
		01-02	L				+ABS, Ch -5235557, G.Box:MG5T, 18Q	<b>655-158</b>	54	35		41	115	104	50	117	70	762	s3		
		01-02	L				+ABS, Ch 5235558-, G.Box:MG5T, 18Q	<b>655-160</b>	54	35		41	115	104	50	117	70	762	s3		
		01-02	R				+ABS, G.Box:ME5T, 10-14Q	<b>655-085</b>	54	28		37	98	89	38,7	112	369	1070	s6		
		01-02	R				+ABS, Ch -5235557, G.Box:MG5T, 18Q	<b>655-159</b>	54	35		41	115	104	50	117	391	1084	s6		
	2.0i, 4WD (80 kW) Eng. RFW(XU10J2U)		94-02		●		+ABS, 10-14Q	<b>613-022</b>				24	95	150							
94-02				●		+ABS, Ch -5235557, 18Q	<b>613-109</b>				33	111	93								
94-02				●		+ABS, Ch 5235558-, 18Q	<b>613-502</b>				33	110	160								
		94-02		●			+ABS, 10-14Q	<b>607-120</b>	54	28	39	62,9	100,4	60						4	2
		94-02		●			+ABS, Ch -5235557, 18Q	<b>607-132</b>	54	35	45	70	115,3	63						11	2
		94-02		●			+ABS, Ch 5235558-, 18Q	<b>607-236</b>	54	35	45	70	113,6	63						11	2
		94-02	L				+ABS, G.Box:ME5T, 10-14Q	<b>655-084</b>	54	28		37	98	89	38,7	112	68,5	770	s3		
		94-02	L				+ABS, Ch -5235557, G.Box:MG5T, 18Q	<b>655-158</b>	54	35		41	115	104	50	117	70	762	s3		
		94-02	L				+ABS, Ch 5235558-, G.Box:MG5T, 18Q	<b>655-160</b>	54	35		41	115	104	50	117	70	762	s3		
		94-02	L				+ABS, G.Box:MG5, 10-14Q	<b>655-086</b>	54	28		41	98	89	38,7	112	70	756	s3		
		94-02	L				-ABS, G.Box:MG5, 10-14Q	<b>655-815</b>		28	41		98	89	38,7	112	70	756	s3		
		94-02	R				+ABS, G.Box:ME5T, 10-14Q	<b>655-085</b>	54	28		37	98	89	38,7	112	369	1070	s6		
	94-02	R				+ABS, Ch -5235557, G.Box:MG5T, 18Q	<b>655-159</b>	54	35		41	115	104	50	117	391	1084	s6			
	94-02	R				+ABS, Ch 5235558-, G.Box:MG5T, 18Q	<b>655-161</b>	54	35		41	115	104	50	117	391	1084	s6			
94-02	R				+ABS, G.Box:MG5, 10-14Q	<b>655-087</b>	54	28		41	98	89	38,7	112	391	1077	s6				
94-02	R				-ABS, G.Box:MG5, 10-14Q	<b>655-816</b>		28	41		98	89	38,7	112	391	1077	s4				






















Jumper I (230)/ Relay '94-'02			L/R 		NOTE	CIFAM ref.	ABS	A	B	C	D	E	F	H	I	L	M	Fig		
2.5 D, 4WD (63 kW) Eng. T9A(DJ5)		96-02		●	+ABS, 10-14Q	<b>613-022</b>				24	95	150								
		96-02		●	+ABS, Ch -5235557, 18Q	<b>613-109</b>				33	111	93								
		96-02		●	+ABS, Ch 5235558-, 18Q	<b>613-502</b>				33	110	160								
		96-02		●	+ABS, 10-14Q	<b>607-120</b>	54	28	39	62,9	100,4	60						4	2	
		96-02		●	+ABS, Ch -5235557, 18Q	<b>607-132</b>	54	35	45	70	115,3	63						11	2	
		96-02		●	+ABS, Ch 5235558-, 18Q	<b>607-236</b>	54	35	45	70	113,6	63						11	2	
		94-02	L			+ABS, G.Box:MG5, 10-14Q	<b>655-086</b>	54	28		41	98	89	38,7	112	70	756	s3		
		94-02	L			-ABS, G.Box:MG5, 10-14Q	<b>655-815</b>		28	41		98	89	38,7	112	70	756	s3		
		94-02	R			+ABS, G.Box:MG5, 10-14Q	<b>655-087</b>	54	28		41	98	89	38,7	112	391	1077	s6		
		94-02	R			-ABS, G.Box:MG5, 10-14Q	<b>655-816</b>		28	41		98	89	38,7	112	391	1077	s4		
		96-02	L			+ABS, G.Box:ME5T, 10-14Q	<b>655-084</b>	54	28		37	98	89	38,7	112	68,5	770	s3		
		96-02	L			+ABS, Ch -5235557, G.Box:MG5T, 18Q	<b>655-158</b>	54	35		41	115	104	50	117	70	762	s3		
		96-02	L			+ABS, Ch 5235558-, G.Box:MG5T, 18Q	<b>655-160</b>	54	35		41	115	104	50	117	70	762	s3		
		96-02	R			+ABS, G.Box:ME5T, 10-14Q	<b>655-085</b>	54	28		37	98	89	38,7	112	369	1070	s6		
	2.5 TD, 4WD (76 kW) Eng. T8A(DJ5T)		96-02		●	+ABS, 10-14Q	<b>613-022</b>				24	95	150							
96-02				●	+ABS, Ch -5235557, 18Q	<b>613-109</b>				33	111	93								
96-02				●	+ABS, Ch 5235558-, 18Q	<b>613-502</b>				33	110	160								
		96-02		●	+ABS, 10-14Q	<b>607-120</b>	54	28	39	62,9	100,4	60						4	2	
	96-02		●	+ABS, Ch -5235557, 18Q	<b>607-132</b>	54	35	45	70	115,3	63						11	2		
	96-02		●	+ABS, Ch 5235558-, 18Q	<b>607-236</b>	54	35	45	70	113,6	63						11	2		
	96-02	L			+ABS, G.Box:ME5T, 10-14Q	<b>655-086</b>	54	28		41	98	89	38,7	112	70	756	s3			
	96-02	L			+ABS, Ch -5235557, G.Box:MG5T, 18Q	<b>655-158</b>	54	35		41	115	104	50	117	70	762	s3			
	96-02	L			+ABS, Ch 5235558-, G.Box:MG5T, 18Q	<b>655-160</b>	54	35		41	115	104	50	117	70	762	s3			
	96-02	R			+ABS, G.Box:ME5T, 10-14Q	<b>655-087</b>	54	28		41	98	89	38,7	112	391	1077	s6			
	96-02	R			+ABS, Ch -5235557, G.Box:MG5T, 18Q	<b>655-159</b>	54	35		41	115	104	50	117	391	1084	s6			



































































<b>Jumper I (230)/ Relay '94-'02</b>			L/R			NOTE	CIFAM ref.	ABS	A	B	C	D	E	F	H	I	L	M	Fig	
2.8 HDi, 4WD (94 kW) Eng. 8140.43S		00-02		•		+ABS, 10-14Q	<b>613-022</b>				24	95	150							
		00-02		•		+ABS, Ch -5235557, 18Q	<b>613-109</b>				33	111	93							
		00-02		•		+ABS, Ch 5235558-, 18Q	<b>613-502</b>				33	110	160							
		00-02		•			+ABS, 10-14Q	<b>607-120</b>	54	28	39	62,9	100,4	60					4	2
		00-02		•			+ABS, Ch -5235557, 18Q	<b>607-132</b>	54	35	45	70	115,3	63					11	2
		00-02		•			+ABS, Ch 5235558-, 18Q	<b>607-236</b>	54	35	45	70	113,6	63					11	2
		00-02	L				+ABS, G.Box:ME5T, 10-14Q	<b>655-084</b>	54	28		37	98	89	38,7	112	68,5	770	s3	
		00-02	L				+ABS, Ch -5235557, G.Box:MG5T, 18Q	<b>655-158</b>	54	35		41	115	104	50	117	70	762	s3	
		00-02	L				+ABS, Ch 5235558-, G.Box:MG5T, 18Q	<b>655-160</b>	54	35		41	115	104	50	117	70	762	s3	
		00-02	L				+ABS, G.Box:MG5, 10-14Q	<b>655-086</b>	54	28		41	98	89	38,7	112	70	756	s3	
		00-02	L				-ABS, G.Box:MG5, 10-14Q	<b>655-815</b>		28	41		98	89	38,7	112	70	756	s3	
		00-02	R				+ABS, G.Box:ME5T, 10-14Q	<b>655-085</b>	54	28		37	98	89	38,7	112	369	1070	s6	
		00-02	R				+ABS, Ch -5235557, G.Box:MG5T, 18Q	<b>655-159</b>	54	35		41	115	104	50	117	391	1084	s6	
		00-02	R				+ABS, Ch 5235558-, G.Box:MG5T, 18Q	<b>655-161</b>	54	35		41	115	104	50	117	391	1084	s6	
2.0 (81 kW) Eng. XU10J2		4/02-		•		+ABS, 11-15Q	<b>613-022</b>				24	95	150							
		4/02-		•		+ABS, 18Q	<b>613-502</b>				33	110	160							
2.0 bivalent (81 kW) Eng. XU10J2		4/02-		•		+ABS, 11-15Q	<b>607-120</b>	54	28	39	62,9	100,4	60					4	2	
		4/02-		•		+ABS, 18Q	<b>607-236</b>	54	35	45	70	113,6	63					11	2	
2.0 HDi (62 kW) Eng. RHV(DW10UTD/DW10UTD)		2/03-		•		+ABS, 11-15Q	<b>613-022</b>				24	95	150							
		2/03-		•		+ABS, 18Q	<b>613-502</b>				33	110	160							
2.2 HDi (74 kW) Eng. 4HY(DW12UTED4)		2/03-		•		+ABS, 11-15Q	<b>607-120</b>	54	28	39	62,9	100,4	60					4	2	
		2/03-		•		+ABS, 18Q	<b>607-236</b>	54	35	45	70	113,6	63					11	2	
2.0 HDi (62 kW) Eng. RHV(DW10UTD/DW10UTD)		4/02-		•		+ABS, 11-15-18Q	<b>613-022</b>				24	95	150							
		4/02-		•		+ABS, 11-15-18Q	<b>607-120</b>	54	28	39	62,9	100,4	60					4	2	
2.2 HDi (74 kW) Eng. 4HY(DW12UTED4)		4/02-		•		+ABS, 11-15Q	<b>613-022</b>				24	95	150							
		4/02-		•		+ABS, 18Q	<b>613-502</b>				33	110	160							
		4/02-		•			+ABS, 11-15Q	<b>607-120</b>	54	28	39	62,9	100,4	60					4	2
		4/02-		•			+ABS, 18Q	<b>607-236</b>	54	35	45	70	113,6	63					11	2








<b>Jumpy I (U6U) '95-'06</b>					<b>NOTE</b>	<b>CIFAM ref.</b>	<b>ABS</b>	<b>A</b>	<b>B</b>	<b>C</b>	<b>D</b>	<b>E</b>	<b>F</b>	<b>H</b>	<b>I</b>	<b>L</b>	<b>M</b>	<b>Fig</b>	
1.6, Van (58 kW) Eng. 1580 SPI/220 A2.000		96-		●	+ABS	<b>613-170</b>				25	86	96							
		96-		●	+ABS	<b>607-222</b>	48	27	34	58,6	89,9	49					11	2	
		10/95-	L			+ABS, G.Box:BE3	<b>655-140</b>	48	27		24	90	81	33	82	62	647	s3	
		10/95-	L			-ABS, G.Box:BE3	<b>655-138</b>		27		24	90	81	33	82	62	647	s3	
		10/95-	R			+ABS, G.Box:BE3	<b>655-141</b>	48	27		24	90	81	33	82	350	936	s4	
		10/95-	R			-ABS, G.Box:BE3	<b>655-139</b>		27		24	90	81	33	82	350	936	s4	
1.9 D (51 kW) Eng. D9B(XUD9A-U)		96-		●	+ABS	<b>613-170</b>				25	86	96							
		96-		●	+ABS	<b>607-222</b>	48	27	34	58,6	89,9	49					11	2	
		10/95-	L			+ABS, G.Box:BE3	<b>655-140</b>	48	27		24	90	81	33	82	62	647	s3	
		10/95-	L			-ABS, G.Box:BE3	<b>655-138</b>		27		24	90	81	33	82	62	647	s3	
		10/95-	R			+ABS, G.Box:BE3	<b>655-141</b>	48	27		24	90	81	33	82	350	936	s4	
		10/95-	R			-ABS, G.Box:BE3	<b>655-139</b>		27		24	90	81	33	82	350	936	s4	
1.9 D, Van (51 kW) Eng. WJZ(DW8)		96-		●	+ABS	<b>613-170</b>				25	86	96							
		96-		●	+ABS	<b>607-222</b>	48	27	34	58,6	89,9	49					11	2	
		10/95-	L			+ABS, G.Box:BE3	<b>655-140</b>	48	27		24	90	81	33	82	62	647	s3	
		10/95-	L			-ABS, G.Box:BE3	<b>655-138</b>		27		24	90	81	33	82	62	647	s3	
		10/95-	R			+ABS, G.Box:BE3	<b>655-141</b>	48	27		24	90	81	33	82	350	936	s4	
		10/95-	R			-ABS, G.Box:BE3	<b>655-139</b>		27		24	90	81	33	82	350	936	s4	
1.9 TD (66 kW) Eng. DHX(XUD9TF-BTF)		95-		●	+ABS	<b>613-172</b>				28	95	85							
		95-		●	+ABS	<b>607-224</b>	48	27	39	59	100,45	49,5					11	2	
		95-	L			+ABS, G.Box:ME5K	<b>655-144</b>	48	27		37	100	89	38,7	82	68,5	641	s3	
		95-	L			-ABS, G.Box:ME5K	<b>655-142</b>		27		37	100	89	38,7	82	68,5	642	s3	
		95-	R			+ABS, G.Box:ME5K	<b>655-145</b>	48	27		37	100	89	38,7	82	369	942	s4	
		95-	R			-ABS, G.Box:ME5K	<b>655-143</b>		27		37	100	89	38,7	82	369	942	s4	
1.9 TD, Flatbed (68 kW) Eng. D8B(XUD9TF)		96-		●	+ABS	<b>613-172</b>				28	95	85							
		96-		●	+ABS	<b>607-224</b>	48	27	39	59	100,45	49,5					11	2	
		96-	L			+ABS, G.Box:ME5K	<b>655-144</b>	48	27		37	100	89	38,7	82	68,5	641	s3	
		96-	L			-ABS, G.Box:ME5K	<b>655-142</b>		27		37	100	89	38,7	82	68,5	642	s3	
		96-	R			+ABS, G.Box:ME5K	<b>655-145</b>	48	27		37	100	89	38,7	82	369	942	s4	
		96-	R			-ABS, G.Box:ME5K	<b>655-143</b>		27		37	100	89	38,7	82	369	942	s4	
2.0 16v (100 kW) Eng. RFN(EW10J4)		00-		●	+ABS	<b>613-170</b>				25	86	96							
		00-		●	+ABS	<b>607-222</b>	48	27	34	58,6	89,9	49					11	2	























<b>Jumpy I (U6U) '95-'06</b>			L/R			NOTE	CIFAM ref.	ABS	A	B	C	D	E	F	H	I	L	M	Fig	
2.0 16v (102 kW)		00-		•		+ABS	613-170				25	86	96							
		00-		•		+ABS	607-222	48	27	34	58,6	89,9	49					11	2	
2.0 HDi, Van (80 kW) Eng. RHW/RHZ(DW10ATED)		00-		•		+ABS	613-375				22	82	126							
		00-		•		+ABS	607-546	48	27	39	58	100,3	50					11	2	
2.0 HDi, Van, Flatbed (69 kW) Eng. RHX(DW10BTED)		99-02		•		+ABS	613-375				22	82	126							
		99-02		•		+ABS	607-546	48	27	39	58	100,3	50					11	2	
<b>Jumpy II/Dispatch '07-</b>			L/R			NOTE	CIFAM ref.	ABS	A	B	C	D	E	F	H	I	L	M	Fig	
2.0 HDi (88 kW) Eng. RHK(DW10UTED4)		07-		•			613-419				25	90	107							
		07-		•			607-636		28	39	58,4	95	53,7					11a	2	
2.0 HDi 16v (100 kW) Eng. RHR(DW10BTED4)		07-		•			613-419				25	90	107							
		07-		•			607-636		28	39	58,4	95	53,7					11a	2	
2.0 HDi 16v (120 kW) Eng. RHH(DW10CTED4)		10-		•			613-419				25	90	107							
		10-		•			607-636		28	39	58,4	95	53,7					11a	2	
<b>Nemo (AA) '08-</b>			L/R			NOTE	CIFAM ref.	ABS	A	B	C	D	E	F	H	I	L	M	Fig	
1.3 HDi (55 kW) Eng. FHZ(F13DTE5)		10-		•			613-287				25	78	130							
		10-		•			607-449		25	24	51	84	46					4	1	
1.4 (54 kW) Eng. KfV/KFT(TU3A)		08-	L	•			613-420				23	78	90							
		08-	R	•			613-428				31	75	115							
		08-	L	•			607-637		22	22	51	79,1	39,8						4a	1
		08-	R	•			607-648		22	22	51	79,1	39,8						4a	1
1.4 HDi (50 kW) Eng. 8HS(DV4TD)		08-		•			613-542				20	68	100							
		08-		•			607-740		25	22	50,9	79	46,2					4	1	
<b>Synergie '94-</b>			L/R			NOTE	CIFAM ref.	ABS	A	B	C	D	E	F	H	I	L	M	Fig	
1.8i (73 kW) Eng. LFZ(XU7JP)		97-12/02		•		+ABS	613-170				25	86	96							
		97-12/02		•		+ABS	607-222	48	27	34	58,6	89,9	49					11	2	
		97-12/02	L				+ABS, G.Box:BE3/5	655-140	48	27		24	90	81	33	82	62	647	s3	
		97-12/02	L				-ABS, G.Box:BE3/5	655-138		27		24	90	81	33	82	62	647	s3	
		97-12/02	R				+ABS, G.Box:BE3/5	655-141	48	27		24	90	81	33	82	350	936	s4	
		97-12/02	R				-ABS, G.Box:BE3/5	655-139		27		24	90	81	33	82	350	936	s4	

<b>1300, SW '72-'83</b>			L/R			NOTE	CIFAM ref.	ABS	A	B	C	D	E	F	H	I	L	M	Fig
1.3 (40 kW) Eng. 810-02-99		-85	L/R				<b>655-106</b>		20		23	86,5	81,5	30	107,5		652	s8	
<b>1310, SW '83-</b>			L/R			NOTE	CIFAM ref.	ABS	A	B	C	D	E	F	H	I	L	M	Fig
1.3 (40 kW) Eng. 810-02-99		-85	L/R				<b>655-106</b>		20		23	86,5	81,5	30	107,5		652	s8	
		85-	L/R				<b>655-112</b>		20		23	86,5		30	107,5		635	s8	
<b>Duster II '10-</b>			L/R			NOTE	CIFAM ref.	ABS	A	B	C	D	E	F	H	I	L	M	Fig
1.5 dCi (63 kW) Eng. K9K796		10-		•			<b>613-494</b>				26	87	117						
		10-		•			<b>607-727</b>	25	33	52,5	89,9	53,9						11	2
1.5 dCi, 4WD (66 kW) Eng. K9K892		10-		•			<b>613-494</b>				26	87	117						
		10-		•			<b>607-727</b>	25	33	52,5	89,9	53,9						11	2
1.6, 4WD (77 kW) Eng. K4M606/ 690		10-		•			<b>613-494</b>				26	87	117						
		10-		•			<b>607-727</b>	25	33	52,5	89,9	53,9						11	2
<b>Logan, MCV '04-</b>			L/R			NOTE	CIFAM ref.	ABS	A	B	C	D	E	F	H	I	L	M	Fig
1.4 (55 kW) Eng. K7J710		04-1/07	L		M/T		<b>655-637</b>		21	23		86		30	83,8		682	s7	
		04-1/07	R		M/T		<b>655-638</b>		21	23		86	80		83,8	40,7	761	s8	
		2/07-	L		M/T		<b>655-904</b>		23	26		84	79		86	64	658	s3	
		2/07-	R		M/T		<b>655-908</b>		23	26		80	79		79	326	896	s4	
1.5 dCi (48 kW) Eng. K9K790		05-		•			<b>613-346</b>				20	68	100						
		05-		•			<b>607-501</b>	23	30	49	83,6	50						11	2
		05-	L		M/T		<b>655-792</b>	23			83,7		29,94	86,2			682	s7	
		05-	R		M/T		<b>655-793</b>	23	23		83,7	78,7		86,2	40,2	766	s8		
1.5 dCi (50 kW) Eng. K9K792		06-		•			<b>613-346</b>				20	68	100						
		06-		•			<b>607-501</b>	23	30	49	83,6	50						11	2
		06-1/07	L		M/T		<b>655-792</b>	23			83,7		29,94	86,2			682	s7	
		06-1/07	R		M/T		<b>655-793</b>	23	23		83,7	78,7		86,2	40,2	766	s8		
		2/07-	L		M/T		<b>655-904</b>	23	26		84	79		86	64	658	s3		
		2/07-	R		M/T		<b>655-908</b>	23	26		80	79		79	326	896	s4		
1.5 dCi (63 kW) Eng. K9K796		07-	L		M/T		<b>655-904</b>	23	26		84	79		86	64	658	s3		
		07-	R		M/T		<b>655-908</b>	23	26		80	79		79	326	896	s4		
1.6 (62 kW) Eng. K7M800		08-	L				<b>655-792</b>	23			83,7		29,94	86,2			682	s7	

































Logan Van, Pick-up '09-		L/R			NOTE	CIFAM ref.	ABS	A	B	C	D	E	F	H	I	L	M	Fig	
1.6 (64 kW) Eng. K7M710		09-		•		613-346				20	68	100							
		09-		•		607-501		23	30	49	83,6	50						11	2


































## DAEWOO








Cielo '95-		L/R			NOTE	CIFAM ref.	ABS	A	B	C	D	E	F	H	I	L	M	Fig		
1.5 (55 kW) Eng. G15MF		9/95-		•		613-176				23	78	110								
		9/95-		•		614-008				19	55	98								
		9/95-		•		607-234		22	29	52	84	58						11	3	
		9/95-		•		617-029		34	22	34,9	84									
1.5 (66 kW) Eng. A15MF		95-		•		613-176				23	78	110								
		95-		•		614-008				19	55	98								
		95-		•		607-234		22	29	52	84	58						11	3	
		95-		•		617-029		34	22	34,9	84									
Espero (KLEJ) '91-'99		L/R			NOTE	CIFAM ref.	ABS	A	B	C	D	E	F	H	I	L	M	Fig		
1.5 (55 kW) Eng. G15MF		97-		•		614-008				19	55	98								
		97-		•		617-029		34	22	34,9	84									
1.5 16v (66 kW) Eng. A15MF		93-		•		613-226				23	78	110								
		95-99		•	+ABS	613-177				25	78	130								
		95-99		•	-ABS	613-226				23	78	110								
		93-		•		607-311			33	29	52	84	60						3	3
		95-99		•	+ABS	607-279	47	33	29	52	85,75	59,5							5	3
		95-99		•	-ABS	607-311		33	29	52	84	60							3	3
1.8 (66-70 kW) Eng. C18LE		2/95-		•	M/T	613-226				23	78	110								
		2/95-3/95		•	+ABS, M/T, Incl. JL9	613-177				25	78	130								
		2/95-3/95		•	M/T, Exc. JL9	607-311		33	29	52	84	60							3	3
		2/95-3/95		•	+ABS, M/T, Incl. JL9	607-279	47	33	29	52	85,75	59,5							5	3
		3/95-		•	A/T	607-311		33	29	52	84	60							3	3
2.0 (77 kW) Eng. C20LE		2/95-		•	M/T	613-226				23	78	110								
		2/95-3/95		•	+ABS, M/T, Incl. JL9	613-177				25	78	130								
		2/95-3/95		•	M/T, Exc. JL9	607-311		33	29	52	84	60							3	3
		2/95-3/95		•	+ABS, M/T, Incl. JL9	607-279	47	33	29	52	85,75	59,5							5	3
		3/95-		•	A/T	607-311		33	29	52	84	60							3	3










Espero (KLEJ) '91-'99			L/R			NOTE	CIFAM ref.	ABS	A	B	C	D	E	F	H	I	L	M	Fig
2.0 (81 kW) Eng. C20SED		93-		•			613-226				23	78	110						
		93-		•			607-311		33	29	52	84	60					3	3
Kalos (KLAS) '02-			L/R			NOTE	CIFAM ref.	ABS	A	B	C	D	E	F	H	I	L	M	Fig
1.2 (53 kW) Eng. B12S1		03-		•		+ABS	613-365				17	68	100						
		03-		•		+ABS	607-527	47	22	19	51,9	73,5	57,5					4	1
1.4 16v (61 kW) Eng. F14S3		02-		•		+ABS	613-366				22	72	97						
		02-		•		+ABS	607-530	47	22	22	51,8	81,1	59					4	1
1.4 16v (69 kW) Eng. F14D3		03-		•		+ABS	613-366				22	72	97						
		03-		•		+ABS	607-530	47	22	22	51,8	81,1	59					4	1
Lacetti (KLAN) '04-			L/R			NOTE	CIFAM ref.	ABS	A	B	C	D	E	F	H	I	L	M	Fig
1.4 16v (69 kW) Eng. F14D3		04-		•		+ABS	613-434				22	76	113						
		04-		•		+ABS	607-656	47	33	22	51,9	81	60,5					3	3
1.6 (80 kW) Eng. F16D		04-		•		+ABS	613-434				22	76	113						
		04-		•		+ABS	607-656	47	33	22	51,9	81	60,5					3	3
1.8 (90 kW) Eng. T18SED		04-		•		+ABS	613-434				22	76	113						
		04-		•		+ABS	607-656	47	33	22	51,9	81	60,5					3	3
Lanos (KLAT) '97-			L/R			NOTE	CIFAM ref.	ABS	A	B	C	D	E	F	H	I	L	M	Fig
1.4 (55 kW) Eng. A13SMS		00-03		•		+ABS	613-276				25	78	130						
		00-03		•		-ABS	613-277				25	78	130						
		97-		•			614-008				19	55	98						
		00-03		•		+ABS	607-401	47	22	29	52	85,7	58,5					4	3
		00-03		•		-ABS	607-402		22	29	52	86	58,5					4	3
		97-		•			617-029		34	22	34,9	84							
1.5 (63 kW) Eng. A15SMS		97-98		•		+ABS	613-276				25	78	130						
		97-98		•		-ABS	613-277				25	78	130						
		97-		•			614-008				19	55	98						
		97-98		•		+ABS	607-401	47	22	29	52	85,7	58,5					4	3
		97-98		•		-ABS	607-402		22	29	52	86	58,5					4	3
		97-		•			617-029		34	22	34,9	84							

<b>Lanos (KLAT) '97-</b>			L/R			NOTE	CIFAM ref.	ABS	A	B	C	D	E	F	H	I	L	M	Fig	
1.6 16v (78 kW) Eng. A16DMS		97-		•		+ABS	<b>613-018</b>				23	78	110							
		97-		•		-ABS	<b>613-226</b>				23	78	110							
		97-			•		<b>614-008</b>				19	55	98							
		97-		•		+ABS	<b>607-395</b>	47	33	29	52	84	60,5					3	3	
		97-		•		-ABS	<b>607-311</b>		33	29	52	84	60						3	3
		97-			•		<b>617-029</b>		34	22	34,9	84								
<b>Le Mans '90-</b>			L/R			NOTE	CIFAM ref.	ABS	A	B	C	D	E	F	H	I	L	M	Fig	
1.6 (55 kW)		90-		•			<b>613-176</b>				23	78	110							
		90-		•			<b>607-234</b>		22	29	52	84	58					11	3	
2.0		1/89-		•			<b>613-176</b>				23	78	110							
		1/89-		•			<b>607-234</b>		22	29	52	84	58					11	3	
<b>Leganza (KLAV) '97-'02</b>			L/R			NOTE	CIFAM ref.	ABS	A	B	C	D	E	F	H	I	L	M	Fig	
2.0 16v (93 kW) Eng. T20SED		00-		•		+ABS, M/T	<b>613-018</b>				23	78	110							
		00-		•		+ABS, M/T	<b>607-395</b>	47	33	29	52	84	60,5					3	3	
2.0 16v (98 kW) Eng. X20SED		6/97-		•		+ABS, M/T	<b>613-018</b>				23	78	110							
		6/97-		•		+ABS, M/T	<b>607-395</b>	47	33	29	52	84	60,5					3	3	
<b>Matiz (KLYA) '98-</b>			L/R			NOTE	CIFAM ref.	ABS	A	B	C	D	E	F	H	I	L	M	Fig	
0.8 (38 kW) Eng. F8CV		9/98-		•		+ABS	<b>613-097</b>				20	68	100							
		9/98-		•		+ABS	<b>607-280</b>	40	23	19	46	71,5	67					3	3	
		9/98-	R				M/T, Ch 577031-	<b>655-953</b>		23		22	72	-	-	92	54	780		
		98-	L				+ABS	<b>655-530</b>	40	23		22	68,5	71	27,8	92	54	613	s9	
		98-	L				-ABS	<b>655-528</b>		23		22	68,5	71	27,8	92	54	613	s9	
		98-	R				+ABS, Ch -577030	<b>655-531</b>	40	23		22	68,5	71	27,8	92	54	783	s5	
		98-	R				+ABS, Ch 577031-	<b>655-812</b>	40	23	22		72			92	54	780	s3	
		98-	R				-ABS, Ch -577030	<b>655-529</b>		23		22	68,5	71	27,8	92	54	783	s9	
1.0 (47 kW) Eng. B10S1		03-		•		+ABS	<b>613-097</b>				20	68	100							
		03-		•		+ABS	<b>607-280</b>	40	23	19	46	71,5	67					3	3	
		03-	L				+ABS, M/T	<b>655-813</b>	40	23	22		72			92	50	554	s3	
		03-	R				+ABS, M/T	<b>655-814</b>	40	23	22		72			92	50	833	s3	







<b>Nexia (KLETN) '95-</b>			L/R			NOTE	CIFAM ref.	ABS	A	B	C	D	E	F	H	I	L	M	Fig
1.5 (55 kW) Eng. G15MF		96-		•			613-176				23	78	110						
		96-			•		614-008				19	55	98						
		96-		•			607-234		22	29	52	84	58					11	3
		96-			•		617-029		34	22	34,9	84							
1.8 (74 kW) Eng. C18LE		95-		•		+ABS	613-177				25	78	130						
		95-		•		+ABS	607-279	47	33	29	52	85,75	59,5					5	3
<b>Nubira (KLAJ), SW '97-</b>			L/R			NOTE	CIFAM ref.	ABS	A	B	C	D	E	F	H	I	L	M	Fig
1.6 16v (78 kW) Eng. 616L		2/97-		•		-ABS	613-226				23	78	110						
		2/97-		•		-ABS	607-311		33	29	52	84	60					3	3
1.6 16v (80 kW) Eng. F16D3		03-		•		+ABS	613-434				22	76	113						
		03-		•		+ABS	607-656	47	33	22	51,9	81	60,5					3	3
1.8 (90 kW) Eng. C18SED		03-		•		+ABS	613-434				22	76	113						
		03-		•		+ABS	607-656	47	33	22	51,9	81	60,5					3	3
2.0 (81 kW) Eng. C20SED		99-03		•		+ABS, M/T	613-018				23	78	110						
		99-03		•		+ABS, M/T	607-395	47	33	29	52	84	60,5					3	3
2.0 16v (93 kW) Eng. T20SED		00-		•			613-226				23	78	110						
		00-		•			607-311		33	29	52	84	60					3	3
2.0 16v (98 kW) Eng. X20SED		7/97-		•			613-226				23	78	110						
		7/97-		•			607-311		33	29	52	84	60					3	3
<b>Racer '89-'95</b>			L/R			NOTE	CIFAM ref.	ABS	A	B	C	D	E	F	H	I	L	M	Fig
1.6 (55 kW) Eng. OHC		1/89-12/93		•			613-176				23	78	110						
		1/89-12/93			•		614-008				19	55	98						
		1/89-12/93		•			607-234		22	29	52	84	58					11	3
		1/89-12/93			•		617-029		34	22	34,9	84							
1.8 (66-70 kW) Eng. C18LE		5/92-3/95		•		+ABS, M/T, Incl. JL9	613-177				25	78	130						
		5/92-7/95		•		M/T	613-226				23	78	110						
		3/95-7/95		•		A/T	607-311		33	29	52	84	60					3	3
		5/92-3/95		•		M/T, Exc. JL9	607-311		33	29	52	84	60					3	3
		5/92-3/95		•		+ABS, M/T, Incl. JL9	607-279	47	33	29	52	85,75	59,5					5	3

<b>Racer '89-'95</b>			L/R			NOTE	CIFAM ref.	ABS	A	B	C	D	E	F	H	I	L	M	Fig		
2.0 (71 kW) Eng. C20LE		1/89-12/93		•			<b>613-176</b>				23	78	110								
		1/89-12/93		•			<b>607-234</b>		22	29	52	84	58					11	3		
2.0 D (77 kW)		5/92-3/95		•		+ABS, M/T, Incl. JL9	<b>613-177</b>				25	78	130								
		5/92-7/95		•		M/T	<b>613-226</b>				23	78	110								
		3/95-7/95		•		A/T	<b>607-311</b>		33	29	52	84	60						3	3	
		5/92-3/95		•		M/T, Exc. JL9	<b>607-311</b>		33	29	52	84	60						3	3	
		5/92-3/95		•		+ABS, M/T, Incl. JL9	<b>607-279</b>	47	33	29	52	85,75	59,5						5	3	










  





























<b>Tico (KLY3) '95-</b>			L/R			NOTE	CIFAM ref.	ABS	A	B	C	D	E	F	H	I	L	M	Fig	
0.8 (35 kW) Eng. F8C		2/95-		•			<b>613-098</b>				18	63	82							
		2/95-		•			<b>607-115</b>		23	19	44	71,5	66					3	3	
0.8 (38 kW) Eng. F6CV		96-00		•			<b>613-098</b>				18	63	82							
		96-00		•			<b>607-115</b>		23	19	44	71,5	66					3	3	




























### DAEWOO LCV

<b>Matiz Van '98-</b>			L/R			NOTE	CIFAM ref.	ABS	A	B	C	D	E	F	H	I	L	M	Fig		
0.8 i (38 kW) Eng. F8CV		9/98-		•		+ABS	<b>613-097</b>				20	68	100								
		9/98-		•		+ABS	<b>607-280</b>	40	23	19	46	71,5	67					3	3		
		98-	L		•		+ABS	<b>655-530</b>	40	23		22	68,5	71	27,8	92	54	613	s9		
		98-	L		•		-ABS	<b>655-528</b>		23		22	68,5	71	27,8	92	54	613	s9		
		98-	R		•		+ABS	<b>655-531</b>	40	23		22	68,5	71	27,8	92	54	783	s5		
		98-	R		•		-ABS	<b>655-529</b>		23		22	68,5	71	27,8	92	54	783	s9		











### DAIHATSU


































<b>Applause I '89-'97</b>			L/R			NOTE	CIFAM ref.	ABS	A	B	C	D	E	F	H	I	L	M	Fig	
1.6 16v (A101) (66 kW) Eng. HD		1/89-7/97		•		M/T+A/T	<b>613-136</b>				21	73	91							
		1/89-7/97		•		M/T+A/T	<b>607-159</b>		24	22	54	79	56					2	1	
1.6 16v (A101,111) (77 kW) Eng. HDE		1/89-7/97		•		M/T+A/T	<b>613-136</b>				21	73	91							
		1/89-7/97		•		M/T+A/T	<b>607-159</b>		24	22	54	79	56					2	1	
1.6 4WD (77 kW) Eng. HDE		1/89-7/97		•		FWD, M/T+A/T	<b>613-136</b>				21	73	91							
		1/89-7/97		•		FWD, M/T+A/T	<b>607-159</b>		24	22	54	79	56					2	1	









































<b>Charade II (G11, G30) '83-'87</b>			L/R			NOTE	CIFAM ref.	ABS	A	B	C	D	E	F	H	I	L	M	Fig	
1.0 (G11) (38 kW) Eng. CB22		10/83-3/87		●		M/T+A/T, Eng. CB 20	613-137				18	63	82							
		10/83-3/87		●		M/T+A/T, Eng. CB 20	607-160		24	19	40	71	89						14b	1
1.0 D (G30) (27 kW) Eng. CL10		10/83-3/87		●		M/T+A/T	613-137				18	63	82							
		10/83-3/87		●		M/T+A/T	607-160		24	19	40	71	89						14b	1
1.0 T. (G11) (50 kW) Eng. CB60		10/83-3/87		●		M/T+A/T	613-137				18	63	82							
		10/83-3/87		●		M/T+A/T	607-160		24	19	40	71	89						14b	1
1.0 TD (G30) (34 kW) Eng. CL60		2/85-3/87		●		M/T+A/T, Australia	613-137				18	63	82							
		2/85-3/87		●		M/T+A/T, Australia	607-160		24	19	40	71	89						14b	1
<b>Charade III (G100, G101, G102) '87-'93</b>			L/R			NOTE	CIFAM ref.	ABS	A	B	C	D	E	F	H	I	L	M	Fig	
1.0 (G100) (38 kW) Eng. CB23		3/87-3/89		●		M/T+A/T	613-084				19	66	94							
		4/89-1/90		●		M/T+A/T	613-215				18	63	82							
		3/87-3/89		●		M/T+A/T	607-097		24	19	46	71	52,5						5	1
		4/89-1/90		●		M/T+A/T	607-295		24	19	54	71	57						2	1
1.0 D (G101) (27 kW) Eng. CL11		3/87-3/89		●		M/T+A/T	613-084				19	66	94							
		3/87-3/89		●		M/T+A/T	607-097		24	19	46	71	52,5						5	1
1.0 GTi (G100) (74 kW) Eng. CB80		3/87-12/92		●			613-084				19	66	94							
		3/87-12/92		●			607-097		24	19	46	71	52,5						5	1
1.0 T. (G100) (50 kW) Eng. CB61		3/87-10/90		●		M/T+A/T	613-084				19	66	94							
		3/87-10/90		●		M/T+A/T	607-097		24	19	46	71	52,5						5	1
1.0 TD (G101) (35 kW) Eng. CL61		3/87-3/89		●		M/T+A/T	613-084				19	66	94							
		3/87-3/89		●		M/T+A/T	607-097		24	19	46	71	52,5						5	1
1.3 4WD (G102) (66 kW) Eng. HCE		6/88-10/90		●		FWD, M/T+A/T	613-084				19	66	94							
		6/88-10/90		●		FWD, M/T+A/T	607-097		24	19	46	71	52,5						5	1
1.3 i (G102) (66 kW) Eng. HCE		6/88-5/90		●		M/T+A/T	613-084				19	66	94							
		6/90-92	L	●		M/T+A/T	613-214				21	73	91							
		6/90-92	R	●		M/T+A/T	613-215				18	63	82							
		6/88-5/90		●		M/T+A/T	607-097		24	19	46	71	52,5						5	1
		6/90-92	L	●		M/T+A/T	607-294		24	21	54	75	57						2	1
		6/90-92	R	●		M/T+A/T	607-295		24	19	54	71	57						2	1

<b>Cuore II / Mira II (L80, L81) '85-'90</b>			L/R			NOTE	CIFAM ref.	ABS	A	B	C	D	E	F	H	I	L	M	Fig		
0.7, T. (L70S) Eng. EB550		86-90		•			<b>613-234</b>				18	62	82,5								
		86-90		•			<b>607-333</b>		24	19	44	71,5	88						14b	1	
<b>Cuore III / Mira III (L201) '90-'94</b>			L/R			NOTE	CIFAM ref.	ABS	A	B	C	D	E	F	H	I	L	M	Fig		
0.6 (L200V, S) Eng. EFCL		90-		•		M/T+A/T	<b>613-238</b>				18	63	82								
		90-		•		M/T+A/T	<b>607-340</b>		24	20	44	71,3	90						14b	2	
0.8 (30 kW) Eng. ED10K		90-94		•			<b>613-238</b>				18	63	82								
		90-		•		Handy Van	<b>607-359</b>		24	20	44	72,3	89						14b	1	
		90-94		•				<b>607-340</b>		24	20	44	71,3	90						14b	2
<b>Cuore IV (L501) '95-'96</b>			L/R			NOTE	CIFAM ref.	ABS	A	B	C	D	E	F	H	I	L	M	Fig		
0.8 (32 kW) Eng. ED20		95-		•		M/T+A/T	<b>613-238</b>				18	63	82								
		95-		•		M/T+A/T	<b>607-340</b>		24	20	44	71,3	90						14b	2	
<b>Cuore V (L5) '96-'98</b>			L/R			NOTE	CIFAM ref.	ABS	A	B	C	D	E	F	H	I	L	M	Fig		
0.8 (31 kW) Eng. EFEL		96-98		•		NTN	<b>613-234</b>				18	62	82,5								
		96-98		•		TK	<b>613-238</b>				18	63	82								
		96-98		•		NTN	<b>607-333</b>		24	19	44	71,5	88							14b	1
		96-98		•		TK	<b>607-340</b>		24	20	44	71,3	90							14b	2
<b>Kancil '90-</b>			L/R			NOTE	CIFAM ref.	ABS	A	B	C	D	E	F	H	I	L	M	Fig		
All models		1/90-		•			<b>613-238</b>				18	63	82								
		1/90-		•			<b>607-340</b>		24	20	44	71,3	90						14b	2	

## DODGE






<b>400</b>			L/R			NOTE	CIFAM ref.	ABS	A	B	C	D	E	F	H	I	L	M	Fig	
All models		1/87-12/88		•			<b>613-247</b>				22	83	79							
		1/87-12/88		•			<b>607-356</b>		26	32	54	90	53						4	2
<b>600</b>			L/R			NOTE	CIFAM ref.	ABS	A	B	C	D	E	F	H	I	L	M	Fig	
All models		1/87-12/88		•			<b>613-247</b>				22	83	79							
		1/87-12/88		•			<b>607-356</b>		26	32	54	90	53						4	2

Aries			L/R			NOTE	CIFAM ref.	ABS	A	B	C	D	E	F	H	I	L	M	Fig	
All models		1/87-12/89		•		Design:GKN	613-247				22	83	79							
		1/87-12/89		•		Design:GKN	607-356		26	32	54	90	53						4	2
<b>Avenger '07-</b>			L/R			NOTE	CIFAM ref.	ABS	A	B	C	D	E	F	H	I	L	M	Fig	
All models		95-96		•			613-126				23	81	96							
		95-96		•			607-148		25	23	54	86,9	64,5						5	1
<b>Caravan</b>			L/R			NOTE	CIFAM ref.	ABS	A	B	C	D	E	F	H	I	L	M	Fig	
All models		1/87-12/92		•		M/T+A/T	613-247				22	83	79							
		1/87-12/91		•		M/T+A/T	607-356		26	32	54	90	53						4	2
		1/91-12/91		•		A/T	607-356		26	32	54	90	53						4	2
		1/92-12/92		•		M/T	607-356		26	32	54	90	53						4	2
<b>Colt</b>			L/R			NOTE	CIFAM ref.	ABS	A	B	C	D	E	F	H	I	L	M	Fig	
1.5		93-95		•			613-138				21	73	91							
		93-95		•			607-161		25	22	54	79	61						5	1
1.6		1/90-12/90		•			613-046				21	73	91							
		1/90-12/90		•			607-048		25	23	50	78,7	64						5	1
1.6 GTS T.		84-88		•			613-046				21	73	91							
		84-88		•			607-048		25	23	50	78,7	64						5	1
2.0		79-82		•			613-025				21	73	91							
		79-82		•			607-026		25	22	50	82	63						5	1
<b>Colt Vista</b>			L/R			NOTE	CIFAM ref.	ABS	A	B	C	D	E	F	H	I	L	M	Fig	
2WD		84-91		•			613-046				21	73	91							
		84-91		•			607-048		25	23	50	78,7	64						5	1
4WD Wagon		85-87		•		FWD	613-055				25	85	102							
		88-91		•		FWD, Mod. 100 LAC	613-107				25	85	102							
		85-87		•		FWD	607-064		25	25	50	89,5	64,7						5	1
		88-91		•		FWD, Mod. 100 LAC	607-130		25	26	54	94,5	64,5						5	2






<b>Daytona</b>			L/R			NOTE	CIFAM ref.	ABS	A	B	C	D	E	F	H	I	L	M	Fig
All models		1/88-12/90		•			<b>613-247</b>				22	83	79						
		1/88-12/90		•			<b>607-356</b>		26	32	54	90	53					4	2
<b>Dynasty</b>			L/R			NOTE	CIFAM ref.	ABS	A	B	C	D	E	F	H	I	L	M	Fig
All models		1/88-12/90		•		Design:GKN	<b>613-247</b>				22	83	79						
		1/88-12/90		•		Design:GKN	<b>607-356</b>		26	32	54	90	53					4	2
<b>Lancer</b>			L/R			NOTE	CIFAM ref.	ABS	A	B	C	D	E	F	H	I	L	M	Fig
All models		1/87-12/89		•		Design:GKN	<b>613-247</b>				22	83	79						
		1/87-12/89		•		Design:GKN	<b>607-356</b>		26	32	54	90	53					4	2
<b>Monaco</b>			L/R			NOTE	CIFAM ref.	ABS	A	B	C	D	E	F	H	I	L	M	Fig
All models		1/90-12/91		•		M/T	<b>613-247</b>				22	83	79						
		1/90-12/91		•		M/T	<b>607-356</b>		26	32	54	90	53					4	2
<b>Neon</b>			L/R			NOTE	CIFAM ref.	ABS	A	B	C	D	E	F	H	I	L	M	Fig
All models		1/94-95		•		+ABS	<b>613-232</b>				22	76	113						
		1/94-95		•		+ABS	<b>607-330</b>	56	23	28	58	82						9	2
<b>Shadow</b>			L/R			NOTE	CIFAM ref.	ABS	A	B	C	D	E	F	H	I	L	M	Fig
All models		1/87-12/89		•		Design:GKN	<b>613-247</b>				22	83	79						
		1/87-12/89		•		Design:GKN	<b>607-356</b>		26	32	54	90	53					4	2
<b>Spirit</b>			L/R			NOTE	CIFAM ref.	ABS	A	B	C	D	E	F	H	I	L	M	Fig
All models		90-94		•		Design:GKN, Incl. Mexico	<b>613-247</b>				22	83	79						
		90-94		•		Design:GKN, Incl. Mexico	<b>607-356</b>		26	32	54	90	53					4	2
<b>Vista</b>			L/R			NOTE	CIFAM ref.	ABS	A	B	C	D	E	F	H	I	L	M	Fig
1.6		84-87		•		FWD	<b>613-055</b>				25	85	102						
		84-91		•			<b>613-046</b>				21	73	91						
		84-87		•		FWD	<b>607-064</b>		25	25	50	89,5	64,7					5	1
		84-91		•			<b>607-048</b>		25	23	50	78,7	64					5	1

















## DODGE

Vista			L/R			NOTE	CIFAM ref.	ABS	A	B	C	D	E	F	H	I	L	M	Fig
2.0		84-87		•		FWD	<b>613-055</b>				25	85	102						
		84-91		•				<b>613-046</b>				21	73	91					
		84-87		•		FWD	<b>607-064</b>		25	25	50	89,5	64,7					5	1
		84-91		•				<b>607-048</b>		25	23	50	78,7	64				5	1






## DODGE TRUCK

























Ram 1500 - 2500			L/R			NOTE	CIFAM ref.	ABS	A	B	C	D	E	F	H	I	L	M	Fig
All models		1/87-12/92		•		M/T+A/T	<b>613-247</b>				22	83	79						
		1/87-12/91		•		M/T+A/T	<b>607-356</b>		26	32	54	90	53					4	2
		1/92-12/92		•		M/T	<b>607-356</b>		26	32	54	90	53					4	2



































## EAGLE




















Summit '88-'95			L/R			NOTE	CIFAM ref.	ABS	A	B	C	D	E	F	H	I	L	M	Fig	
1.5 (82AC)		88-92		•			<b>613-025</b>				21	73	91							
		93-95		•				<b>613-138</b>				21	73	91						
		88-92		•				<b>607-026</b>		25	22	50	82	63					5	1
		93-95		•				<b>607-161</b>		25	22	54	79	61					5	1
1.6 (87LAC)		89-90		•			<b>613-046</b>				21	73	91							
			89-90		•			<b>607-048</b>		25	23	50	78,7	64					5	1
Talon, Coupe '90-'98			L/R			NOTE	CIFAM ref.	ABS	A	B	C	D	E	F	H	I	L	M	Fig	
1.8 4WD		93-94		•		Design:NSK	<b>613-125</b>				22	78	94							
			93-94		•		Design:NSK	<b>607-147</b>		25	23	54	83	62					5	1
2.0 4WD		93-96		•			<b>613-126</b>				23	81	96							
			93-96		•			<b>607-148</b>		25	23	54	86,9	64,5					5	1

















## FIAT

























127 '71-'86			L/R			NOTE	CIFAM ref.	ABS	A	B	C	D	E	F	H	I	L	M	Fig	
0.9 (29 kW) Eng. 100GL.048		3/80-83		•			<b>613-002</b>				20	68	80							
		71-2/80		•				<b>613-001</b>				20	68	80						
		3/80-83		•				<b>607-019</b>		20	20	43,1	80	55					4	3
		71-2/80		•				<b>607-001</b>		20	20	43,1	80	55					4	3




























127 '71-'86			L/R			NOTE	CIFAM ref.	ABS	A	B	C	D	E	F	H	I	L	M	Fig	
0.9 (33 kW) Eng. 100GL.000		3/80-83	•				613-002				20	68	80							
		71-2/80	•				613-001				20	68	80							
		3/80-83	•				607-019		20	20	43,1	80	55						4	3
		71-2/80	•				607-001		20	20	43,1	80	55						4	3
1.0 , Panorama (37 kW) Eng. 127A.000		3/80-86	•				613-002				20	68	80							
		6/78-2/80	•				613-001				20	68	80							
		3/80-86	•				607-019		20	20	43,1	80	55						4	3
		6/78-2/80	•				607-001		20	20	43,1	80	55						4	3
1.0 Sport (51 kW) Eng. 127A1.000		3/80-82	•				613-002				20	68	80							
		6/78-2/80	•				613-001				20	68	80							
		3/80-82	•				607-019		20	20	43,1	80	55						4	3
		6/78-2/80	•				607-001		20	20	43,1	80	55						4	3
1.3 (55 kW) Eng. 127A3.000		11/81-83	•				613-002				20	68	80							
		11/81-83	•				607-002		22	20	48,1	80	55						4	3
1.3 D, Panorama (33 kW) Eng. 127A5.000		81-86	•				613-002				20	68	80							
		81-86	•				607-019		20	20	43,1	80	55						4	3
<b>128 '69-'84</b>			L/R			NOTE	CIFAM ref.	ABS	A	B	C	D	E	F	H	I	L	M	Fig	
1.1 Coupe (47-48 kW) Eng. 128AC5.000		72-81	•				613-001				20	68	80							
			72-81	•				607-001		20	20	43,1	80	55						4
1.1, Familiare (33 kW) Eng. 128A.048		75-	•		Ch -2511997		613-001				20	68	80							
		-81	•		Ch 2511998-		613-002				20	68	80							
		75-	•		Ch -2511997		607-001		20	20	43,1	80	55						4	3
		-81	•		Ch 2511998-		607-002		22	20	48,1	80	55						4	3
1.1, Familiare (40 kW) Eng. 128A.000		69-	•		Ch -2511997		613-001				20	68	80							
		-84	•		Ch 2511998-		613-002				20	68	80							
		69-	•		Ch -2511997		607-001		20	20	43,1	80	55						4	3
		-84	•		Ch 2511998-		607-002		22	20	48,1	80	55						4	3
1.3 Coupe, Berlinetta (54-55 kW) Eng. 128AC.000		72-	•		Ch -2511997		613-001				20	68	80							
		-79	•		Ch 2511998-		613-002				20	68	80							
		72-	•		Ch -2511997		607-001		20	20	43,1	80	55						4	3
		-79	•		Ch 2511998-		607-002		22	20	48,1	80	55						4	3
1.3 Rally (49 kW) Eng. 128AC.000		71-76	•				613-001				20	68	80							
			71-76	•				607-001		20	20	43,1	80	55						4































			L/R			NOTE	CIFAM ref.	ABS	A	B	C	D	E	F	H	I	L	M	Fig	
<b>128 '69-'84</b>			3/80-84	•			<b>613-002</b>				20	68	80							
1.3 Sport, Familiare (44 kW) Eng. 128A1.000			3/80-84	•			<b>607-019</b>		20	20	43,1	80	55					4	3	
<b>147 / Spazio '76-'95</b>			L/R			NOTE	CIFAM ref.	ABS	A	B	C	D	E	F	H	I	L	M	Fig	
1.0, Panorama (37 kW) Eng. 127AB/ AJ			78-86	•		Brazil	<b>613-001</b>				20	68	80							
			78-86	•		Brazil	<b>607-001</b>		20	20	43,1	80	55					4	3	
1.3 Rallye (53 kW)			80-83	•		Brazil	<b>613-001</b>				20	68	80							
			80-83	•		Brazil	<b>607-001</b>		20	20	43,1	80	55					4	3	
1.3, Panorama (41-45 kW)			80-83	•		Brazil	<b>613-001</b>				20	68	80							
			80-83	•		Brazil	<b>607-001</b>		20	20	43,1	80	55					4	3	
<b>500 II (150) '07-</b>			L/R			NOTE	CIFAM ref.	ABS	A	B	C	D	E	F	H	I	L	M	Fig	
0.9, Cabrio (63 kW) Eng. 312A2.000			10-	•			<b>613-271</b>				20	68	100							
			10-	•			<b>607-396</b>		25	22	51	79	47					4	1	
1.2, Cabrio (51 kW) Eng. 169A4.000			07-	•			<b>613-316</b>				20	68	100							
			07-	•			<b>607-457</b>		22	20	47	72,3	40					4a	1	
			07-	L		M/T	<b>655-834</b>		22	22		72	67		74	61	651	s3		
			07-	R		M/T	<b>655-835</b>		22	22		72	67		74	61	847	s3		
1.3 MJT, Cabrio (55 kW) Eng. 169A1.000			07/07-	•			<b>613-271</b>				20	68	100							
			07/07-	•			<b>607-396</b>		25	22	51	79	47					4	1	
1.3 MJT, Cabrio (70 kW) Eng. 199B1.000			10-	•			<b>613-392</b>				25	78	130							
			10-	•			<b>607-592</b>		25	23	51	82,1	48,2					4	1	
1.4 16v, Cabrio (74 kW) Eng. 169A3.000			07/07-	•			<b>613-271</b>				20	68	100							
			07/07-	•			<b>607-396</b>		25	22	51	79	47					4	1	
<b>Albea '03-'05</b>			L/R			NOTE	CIFAM ref.	ABS	A	B	C	D	E	F	H	I	L	M	Fig	
1.3 JTD (51 kW) Eng. 188A9.000			-10/03	•			<b>613-287</b>				25	78	130							
			11/03-	•			<b>613-406</b>				24	80	116							
			-10/03	•			<b>607-419</b>		25	24	51	84,5	53					4	1	
			11/03-	•			<b>607-612</b>		25	24	51	84,4	54					4	1	
1.9 JTD (59 kW) Eng. 188A2.000			03-05	L		M/T	<b>655-631</b>		25			84,5			90		454			
			03-05	R		M/T	<b>655-632</b>		25			84,5			90		537			

<b>Barchetta (183) '95-</b>			L/R			NOTE	CIFAM ref.	ABS	A	B	C	D	E	F	H	I	L	M	Fig	
1.8 16v (96 kW) Eng. 183A1.000/ 188A6.000		4/95-		•		+ABS, M/T, Vett -20897	<b>613-020</b>				25	86	96							
		4/95-4/99		•		-ABS, M/T	<b>613-092</b>				25	86	96							
		-4/99		•		+ABS, Vett 20898-	<b>613-149</b>				25	86	96							
		5/99-		•		M/T, Ch 0043319-	<b>613-149</b>				25	86	96							
		4/95-			•	M/T	<b>614-019</b>				25	62	81							
		4/95-		•		+ABS, M/T, Vett -20897	<b>607-110</b>	44	25	25	52	90	47					4	2	
		4/95-4/99		•		-ABS, M/T	<b>607-109</b>		25	25	52	90	47						4	2
		-4/99		•		+ABS, Vett 20898-	<b>607-212</b>	44	25	25	52	90	47						4	3
		5/99-		•		M/T, Ch 0043319-	<b>607-258</b>		25	25	51	90	47						4	3
		4/95-			•	M/T	<b>617-020</b>			25		100								
		95-99	L			+ABS	<b>655-534</b>	44	25	25		90	100			85		479	s10	
		95-99	L			-ABS	<b>655-532</b>		25	25		90	100			85		479	s10	
		95-99	R			+ABS	<b>655-535</b>	44	25	25		90	100			85		498	s10	
	95-99	R				-ABS	<b>655-533</b>		25	25		90	100			85		498	s7	
<b>Brava, Bravo (182) '95-'01</b>			L/R			NOTE	CIFAM ref.	ABS	A	B	C	D	E	F	H	I	L	M	Fig	
1.2 16v (59 kW) Eng. 188A5.000		00-		•			<b>613-535</b>				20	68	80							
		00-		•			<b>607-309</b>		22	20	51	80	40					4a	3	
1.2 16v (60 kW) Eng. 182B2.000		98-		•			<b>613-535</b>				20	68	80							
		98-			•		<b>614-019</b>				25	62	81							
		98-		•			<b>607-309</b>		22	20	51	80	40					4a	3	
		98-			•		<b>617-020</b>			25		100								
1.4 (55 kW) Eng. 182A5.000		9/95-		•		+/-ABS, M/T+A/T	<b>613-538</b>				20	68	80							
		9/95-		•		+ABS, A/T	<b>607-227</b>	44	22	22	46	79,8	40					4a	3	
		9/95-		•		+ABS, M/T	<b>607-106</b>	44	22	20	71,6	80	40					4a	3	
		9/95-		•		-ABS, A/T	<b>607-226</b>		22	22	46	80	40					4a	3	
		9/95-		•		-ABS, M/T	<b>607-105</b>		22	20	71,6	80	40					4a	3	
		6/95-	L			-ABS, M/T	<b>655-219</b>		22		22	80	73			80	62	597	s16	
6/95-		R			-ABS, M/T	<b>655-220</b>		22			80				80		916	s16		































Brava, Bravo (182) '95-'01			L/R			NOTE	CIFAM ref.	ABS	A	B	C	D	E	F	H	I	L	M	Fig
1.4 12v (59 kW) Eng. 182A3.000		9/95-		●		+/-ABS, M/T+A/T	613-538				20	68	80						
		9/95-		●		+ABS, A/T	607-227	44	22	22	46	79,8	40					4a	3
		9/95-		●		+ABS, M/T	607-106	44	22	20	71,6	80	40					4a	3
		9/95-		●		-ABS, A/T	607-226		22	22	46	80	40					4a	3
		9/95-		●		-ABS, M/T	607-105		22	20	71,6	80	40					4a	3
			6/95-	L				-ABS, M/T	655-219		22		22	80	73		80	62	597
	6/95-		R				-ABS, M/T	655-220		22			80			80		916	s16
1.6 16v (66 kW) Eng. 182A6.000		4/99-		●		Exc. Riconvertita	613-091				20	68	80						
		4/99-		●		Incl. Brazil/Turkey, Riconvertita	613-217				20	75	105						
		6/95-9/95		●		+/-ABS	613-538				20	68	80						
			4/99-		●		Incl. Brazil/Turkey	614-019				25	62	81					
			10/95-3/99		●		+ABS, M/T+A/T	607-227	44	22	22	46	79,8	40					4a
		10/95-3/99		●		-ABS, M/T+A/T	607-226		22	22	46	80	40					4a	3
		4/99-		●		Exc. Riconvertita	607-358		22	22	51	80	40					4a	3
		4/99-		●		Incl. Brazil/Turkey, Riconvertita	607-306		25	22	51	83	47					4	3
		6/95-9/95		●		+ABS	607-106	44	22	20	71,6	80	40					4a	3
		6/95-9/95		●		-ABS	607-105		22	20	71,6	80	40					4a	3
			4/99-		●		Incl. Brazil/Turkey	617-020			25		100						
1.6 16v (76 kW) Eng. 182A4.000		4/99-01		●		Exc. Riconvertita	613-091				20	68	80						
		4/99-01		●		Incl. Brazil/Turkey, Riconvertita	613-217				20	75	105						
		96-3/99		●		+/-ABS, M/T+A/T	613-091				20	68	80						
			96-01		●		Incl. Brazil/Turkey	614-019				25	62	81					
			4/99-01		●		Exc. Riconvertita	607-358		22	22	51	80	40					4a
		4/99-01		●		Incl. Brazil/Turkey, Riconvertita	607-306		25	22	51	83	47					4	3
		96-3/99		●		+ABS, M/T+A/T	607-227	44	22	22	46	79,8	40					4a	3
		96-3/99		●		-ABS, M/T+A/T	607-226		22	22	46	80	40					4a	3
	96-01		●		Incl. Brazil/Turkey	617-020			25		100								
1.6 16v (76 kW) Eng. 182B6.000		00-02		●			613-091				20	68	80						
		00-02		●			607-358		22	22	51	80	40					4a	3



























Brava, Bravo (182) '95-'01			L/R			NOTE	CIFAM ref.	ABS	A	B	C	D	E	F	H	I	L	M	Fig	
1.8 16v (83 kW) Eng. 182A2.000		9/95-		•		+ABS, M/T	613-020				25	86	96							
		9/95-		•		-ABS, M/T	613-092				25	86	96							
		9/95-			•	M/T	614-019				25	62	81							
		9/95-		•		+ABS, M/T	607-110	44	25	25	52	90	47					4	2	
		9/95-		•		-ABS, M/T	607-109		25	25	52	90	47						4	2
		9/95-			•		M/T	617-020			25		100							
		6/95-	L/R			-ABS	655-223		25	25		90	100		85			468	s10	
1.9 D (48 kW) Eng. 160A7.000		9/95-		•		+/-ABS	613-538				20	68	80							
		9/95-		•		+ABS	607-106	44	22	20	71,6	80	40					4a	3	
		9/95-		•		-ABS	607-105		22	20	71,6	80	40					4a	3	
1.9 JTD (74 kW) Eng. 182B9.000		00-01		•		M/T	613-149				25	86	96							
		00-01			•		614-019				25	62	81							
		00-01		•		M/T	607-258		25	25	51	90	47					4	3	
		00-01			•		617-020			25		100								
		00-01	L/R			M/T	655-671		25			90			85			447	s1	
1.9 JTD 105 (77 kW) Eng. 182B4.000		12/98-		•		M/T	613-149				25	86	96							
		12/98-			•		614-019				25	62	81							
		12/98-		•		M/T	607-258		25	25	51	90	47					4	3	
		12/98-			•		617-020			25		100								
1.9 TD 100 (74 kW) Eng. 182A7.000		96-		•		+/-ABS, M/T	613-149				25	86	96							
		98-			•		614-019				25	62	81							
		96-98		•		+ABS	607-212	44	25	25	52	90	47					4	3	
		96-98		•		-ABS	607-211		25	25	52	90	47						4	3
		98-		•		M/T	607-258		25	25	51	90	47						4	3
		98-			•		617-020			25		100								
		2/98-	L/R				M/T	655-671		25			90			85			447	s1
	96-98	L/R				-ABS	655-226		25			90	100	39,3	85			447	s1	















<b>Brava, Bravo (182) '95-'01</b>			L/R			NOTE	CIFAM ref.	ABS	A	B	C	D	E	F	H	I	L	M	Fig	
1.9 TD 75 (55 kW) Eng. 182A8.000		96-		•		+/-ABS, M/T	613-149				25	86	96							
		98-			•		614-019				25	62	81							
		96-98			•		+ABS	607-212	44	25	25	52	90	47					4	3
		96-98			•		-ABS	607-211		25	25	52	90	47					4	3
		98-			•		M/T	607-258		25	25	51	90	47					4	3
		98-			•		617-020			25		100								
		2/98-	L/R				M/T	655-671		25			90					85	447	s1
		96-98	L/R				-ABS	655-226		25			90	100	39,3	85		447	s1	
2.0 20v (Exc. Brava) (108 kW) Eng. 182A1.000		9/95-		•		+ABS	613-149				25	86	96							
		9/95-		•		-ABS	613-092				25	86	96							
		9/95-			•		614-019				25	62	81							
		9/95-			•		+ABS	607-214	44	25	25	59	90	47					4	3
		9/95-			•		-ABS	607-109		25	25	52	90	47					4	2
		9/95-			•		617-020			25		100								
2.0 HGT 20v (Exc. Brava) (113 kW) Eng. 182B7.000		98-		•			613-179				25	86	96							
		98-		•			607-245		25	25	59	89	47					4	3	
<b>Bravo (198) '07-</b>			L/R			NOTE	CIFAM ref.	ABS	A	B	C	D	E	F	H	I	L	M	Fig	
1.4 16v (66 kW) Eng. 192B2.000		03/07-		•			613-271				20	68	100							
		03/07-		•			607-396		25	22	51	79	47					4	1	
1.4 T. (88 kW) Eng. 198A4.000		07-		•			613-191				25	90	107							
		07-		•			607-387		25	26	51	91	48					4	1	
1.4 T-Jet (110 kW) Eng. 198A1.000		07-		•			613-191				25	90	107							
		07-		•			607-387		25	26	51	91	48					4	1	
1.6 MJT (66 kW) Eng. 198A3.000/ A6.000		09-		•			613-191				25	90	107							
		10-		•			613-460				25	78	130							
		09-10			•		607-387		25	26	51	91	48						4	1
		10-			•		607-687		25	25	51	87	47,1						4	1
1.6 MJT (77 kW) Eng. 198A1.000		07-7/08		•		M/T	613-191				25	90	107							
		8/08-		•		M/T	613-460				25	78	130							
		07-7/08			•		M/T	607-387		25	26	51	91	48					4	1
		8/08-			•		M/T	607-687		25	25	51	87	47,1					4	1












<b>Bravo (198) '07-</b>			L/R			NOTE	CIFAM ref.	ABS	A	B	C	D	E	F	H	I	L	M	Fig		
1.6 MJT (85 kW) Eng. 955A4.000		08-		•		M/T	<b>613-460</b>				25	78	130								
		08-		•		M/T	<b>607-687</b>		25	25	51	87	47,1					4	1		
1.6 MJT (88 kW) Eng. 198A2.000		08-7/08		•		M/T	<b>613-191</b>				25	90	107								
		8/08-		•		M/T	<b>613-460</b>				25	78	130								
		08-7/08		•		M/T	<b>607-387</b>		25	26	51	91	48						4	1	
		8/08-		•		M/T	<b>607-687</b>		25	25	51	87	47,1						4	1	
		08-	L				M/T	<b>655-836</b>		25	25		91	85,8		84,3	75	632	s3		
		08-	R				M/T	<b>655-837</b>		25	25		91	85,8		84,3	377	932	s4		
1.9 MJT (66 kW) Eng. 192B5.000		07-08		•			<b>613-191</b>				25	90	107								
		07-08		•			<b>607-387</b>		25	26	51	91	48					4	1		
1.9 MJT (85 kW) Eng. 192B4.000/ 192A1.000		07-7/08		•		Vett -4014492	<b>613-191</b>				25	90	107								
		8/08-		•		Vett 4014493-	<b>613-460</b>				25	78	130								
		07-7/08		•		Vett -4014492	<b>607-387</b>		25	26	51	91	48						4	1	
		8/08-		•		Vett 4014493-	<b>607-687</b>		25	25	51	87	47,1						4	1	
1.9 MJT (88 kW) Eng. 192A8.000		07-7/08		•		Vett -4014492	<b>613-191</b>				25	90	107								
		8/08-		•		Vett 4014493-	<b>613-460</b>				25	78	130								
		07-7/08		•		Vett -4014492	<b>607-387</b>		25	26	51	91	48						4	1	
		8/08-		•		Vett 4014493-	<b>607-687</b>		25	25	51	87	47,1						4	1	
1.9 MJT 16v (110 kW) Eng. 937A5.000		07-		•			<b>613-093</b>				25	90	107								
		07-		•			<b>607-388</b>		25	26	59	91	48					4	1		
2.0 MJT 16v (121 kW) Eng. 198A5.000/ 844A2.000		09-		•			<b>613-497</b>				27	98	140								
		09-		•			<b>607-732</b>		27	27	58,9	99,9	47,8					4	1		
<b>Campagnola '74-'89</b>			L/R			NOTE	CIFAM ref.	ABS	A	B	C	D	E	F	H	I	L	M	Fig		
2.0 (59 kW) Eng. 132AZ2.000		6/74-		•	•		<b>614-002</b>				25	62	81								
		6/74-		•	•		<b>617-002</b>			25		100									
<b>Cinquecento (170) '91-'98</b>			L/R			NOTE	CIFAM ref.	ABS	A	B	C	D	E	F	H	I	L	M	Fig		
0.7 (23 kW) Eng. 170A.000		91-97		•			<b>613-058</b>				20	68	80								
		91-97		•			<b>607-067</b>		22	20	71,4	72	41					4a	3		
0.7 i (22 kW) Eng. 170A.046		94-98		•			<b>613-058</b>				20	68	80								
		94-98		•			<b>607-067</b>		22	20	71,4	72	41					4a	3		









































Cinquecento (170) '91-'98		L/R			NOTE	CIFAM ref.	ABS	A	B	C	D	E	F	H	I	L	M	Fig	
0.9 (30 kW) Eng. 170A1.000		91-93		•		613-058				20	68	80							
		91-93		•		607-067		22	20	71,4	72	41					4a	3	
		91-93	L			-ABS	655-231		22	19		72		29,2	74		535	s7	
		91-93	R			-ABS	655-232		22	19		72		29,2	74		796	s7	
0.9 i.e. (30 kW) Eng. 170A1.046		07-		•		613-058				20	68	80							
		07-		•		607-067		22	20	71,4	72	41					4a	3	
0.9 i.e. S (29 kW) Eng. 1170A1.046		92-98		•		613-058				20	68	80							
		92-98		•		607-067		22	20	71,4	72	41					4a	3	
1.1 Sporting (40 kW) Eng. 176B2.000		94-98		•	M/T	613-058				20	68	80							
		94-98		•	M/T	607-067		22	20	71,4	72	41					4a	3	
		94-98	L			-ABS	655-233		22	19	22	72	67	29,2	74	61	555	s16	
		94-98	R			-ABS	655-234		22		22	72	67	29,2	74	61	775	s16	
Coupe (FA/175) '93-		L/R			NOTE	CIFAM ref.	ABS	A	B	C	D	E	F	H	I	L	M	Fig	
1.8 16v (96 kW) Eng. 183A1.000		3/96-		•	+ABS	613-149				25	86	96							
		3/96-		•		614-019				25	62	81							
		3/96-		•	+ABS	607-212	44	25	25	52	90	47					4	3	
		3/96-		•		617-020			25		100								
		3/96-	L/R			+ABS	655-244	44	25	25		90	100		85		478	s10	
		3/96-	L/R			-ABS	655-243		25	25		90	100		85		485	s10	
2.0 16v (102 kW) Eng. 836A3.000		3/94-		•	+ABS	613-020				25	86	96							
		3/94-		•	+ABS	614-002				25	62	81							
		3/94-		•	+ABS	607-093	44	25	25	52	90	47					4	2	
		3/94-		•	+ABS	617-002			25		100								
		3/96-	L/R			+ABS	655-244	44	25	25		90	100		85		478	s10	
		3/96-	L/R			-ABS	655-243		25	25		90	100		85		485	s10	
2.0 16v T. (140 kW) Eng. 175A1.000		3/94-		•	+ABS	613-133				24	92	84							
		3/94-		•	+ABS	614-002				25	62	81							
		3/94-		•	+ABS	607-153	44	25	28	56	98	47					4	3	
		3/94-		•	+ABS	617-002			25		100								






























<b>Coupe (FA/175) '93-</b>			L/R			NOTE	CIFAM ref.	ABS	A	B	C	D	E	F	H	I	L	M	Fig	
2.0 20v (108 kW) Eng. 182A1.000		3/96-		•		+ABS	<b>613-149</b>				25	86	96							
		3/96-			•		<b>614-019</b>				25	62	81							
		3/96-		•		+ABS	<b>607-212</b>	44	25	25	52	90	47					4	3	
		3/96-			•		<b>617-020</b>			25		100								
		3/96-	L/R				+ABS	<b>655-244</b>	44	25	25		90	100		85		478	s10	
		3/96-	L/R				-ABS	<b>655-243</b>		25	25		90	100		85		485	s10	
2.0 20v (113 kW) Eng. 182B3.000		98-		•		+ABS	<b>613-149</b>				25	86	96							
		98-			•		<b>614-019</b>				25	62	81							
		98-		•		+ABS	<b>607-212</b>	44	25	25	52	90	47					4	3	
		98-			•		<b>617-020</b>			25		100								
2.0 20v T. (162 kW) Eng. 175A3.000		8/96-		•		+ABS	<b>613-133</b>				24	92	84							
		8/96-			•	+ABS	<b>614-002</b>				25	62	81							
		8/96-		•		+ABS	<b>607-153</b>	44	25	28	56	98	47					4	3	
		8/96-			•	+ABS	<b>617-002</b>			25		100								
<b>Croma (154) '85-'96</b>			L/R			NOTE	CIFAM ref.	ABS	A	B	C	D	E	F	H	I	L	M	Fig	
1.6 (61 kW) Eng. 154A.048		85-90		•		-ABS	<b>613-089</b>				25	86	96							
		85-90			•		<b>614-002</b>				25	62	81							
		85-90		•		-ABS	<b>607-103</b>		25	25	54,5	90	47					11	2	
		85-90			•		<b>617-002</b>			25		100								
1.9 TD i.d. (66 kW) Eng. 154C6.000		89-92		•		+/-ABS	<b>613-020</b>				25	86	96							
		89-92		•		-ABS, Ch -0189806	<b>613-089</b>				25	86	96							
		89-92			•		<b>614-002</b>				25	62	81							
		89-92		•			+ABS, Ch -0189806	<b>607-094</b>	90	25	25	54,5	90	47					11	2
		89-92		•			+ABS, Ch 0189807-	<b>607-093</b>	44	25	25	52	90	47					4	2
		89-92		•			+ABS, Ch 0189807-	<b>607-095</b>	90	25	25	52	90	47					4	2
		89-92		•			-ABS, Ch -0189806	<b>607-103</b>		25	25	54,5	90	47					11	2
		89-92		•			-ABS, Ch 0189807-	<b>607-016</b>		25	25	52	90	47					4	2
89-92				•			<b>617-002</b>			25		100								
































<b>Croma (154) '85-'96</b>			L/R 		NOTE	CIFAM ref.	ABS	A	B	C	D	E	F	H	I	L	M	Fig	
1.9 TD i.d. (69 kW) Eng. 154D1.000		1/93-96	●		+/-ABS, Ch 2025079-	<b>613-020</b>				25	86	96							
		92-	●		-ABS, Ch -0189806	<b>613-089</b>				25	86	96							
		92-1/93	●		+ABS, Ch 0189807-	<b>613-020</b>				25	86	96							
		92-1/93	●		-ABS, Ch 0189807-	<b>613-020</b>				25	86	96							
		92-96		●			<b>614-002</b>				25	62	81						
			1/93-96	●		+ABS, Ch 2025079-	<b>607-155</b>	44	27	25	60	87	49					4	2
			1/93-96	●		-ABS, Ch 2025079-	<b>607-154</b>		27	25	60	90	49					4	2
			92-	●		+ABS, Ch -0189806	<b>607-094</b>	90	25	25	54,5	90	47					11	2
			92-	●		-ABS, Ch -0189806	<b>607-103</b>		25	25	54,5	90	47					11	2
			92-1/93	●		+ABS, Ch 0189807-	<b>607-093</b>	44	25	25	52	90	47					4	2
			92-1/93	●		+ABS, Ch 0189807-	<b>607-095</b>	90	25	25	52	90	47					4	2
			92-1/93	●		-ABS, Ch 0189807-	<b>607-016</b>		25	25	52	90	47					4	2
	92-96			●			<b>617-002</b>		25			100							
	2.0 CHT (66 kW) Eng. 154A1.000		85-91	●		+ABS	<b>613-020</b>				25	86	96						
85-91			●		-ABS	<b>613-089</b>				25	86	96							
		85-91		●			<b>614-002</b>				25	62	81						
			85-91	●		+ABS	<b>607-094</b>	90	25	25	54,5	90	47				11	2	
			85-91	●		-ABS	<b>607-103</b>		25	25	54,5	90	47				11	2	
			85-91		●		<b>617-002</b>		25			100							
2.0 CHT (74 kW) Eng. 154C5.000		91-92	●		+/-ABS	<b>613-020</b>				25	86	96							
		91-92	●		-ABS, Ch -0189806	<b>613-089</b>				25	86	96							
		91-92		●			<b>614-002</b>				25	62	81						
			91-92	●		+ABS, Ch -0189806	<b>607-094</b>	90	25	25	54,5	90	47				11	2	
			91-92	●		+ABS, Ch 0189807-	<b>607-093</b>	44	25	25	52	90	47				4	2	
			91-92	●		+ABS, Ch 0189807-	<b>607-095</b>	90	25	25	52	90	47				4	2	
			91-92	●		-ABS, Ch -0189806	<b>607-103</b>		25	25	54,5	90	47				11	2	
		91-92	●		-ABS, Ch 0189807-	<b>607-016</b>		25	25	52	90	47				4	2		
	91-92		●		<b>617-002</b>		25			100									

<b>Croma (154) '85-'96</b>			L/R			NOTE	CIFAM ref.	ABS	A	B	C	D	E	F	H	I	L	M	Fig		
2.0 i.e. (85 kW) Eng. 154C3.046/ 834B.146		1/93-96		●		+ABS, Ch 2025079-	<b>613-020</b>				25	86	96								
		87-1/93		●		+/-ABS, Ch 0189807-	<b>613-020</b>				25	86	96								
		87-1/93		●			-ABS, Ch -0189806	<b>613-089</b>				25	86	96							
		87-96			●			<b>614-002</b>				25	62	81							
			1/93-96		●		+ABS, Ch 2025079-	<b>607-155</b>	44	27	25	60	87	49						4	2
			1/93-96		●			-ABS, Ch 2025079-	<b>607-154</b>		27	25	60	90	49					4	2
			87-1/93		●			+ABS, Ch -0189806	<b>607-094</b>	90	25	25	54,5	90	47					11	2
			87-1/93		●			+ABS, Ch 0189807-	<b>607-093</b>	44	25	25	52	90	47					4	2
			87-1/93		●			+ABS, Ch 0189807-	<b>607-095</b>	90	25	25	52	90	47					4	2
			87-1/93		●			-ABS, Ch -0189806	<b>607-103</b>		25	25	54,5	90	47					11	2
			87-1/93		●			-ABS, Ch 0189807-	<b>607-016</b>		25	25	52	90	47					4	2
	87-96			●			<b>617-002</b>			25		100									
	2.0 i.e. (88 kW) Eng. 834B.000		87-92		●		+ABS	<b>613-020</b>				25	86	96							
			87-92		●			-ABS, Ch -0189806	<b>613-089</b>				25	86	96						
87-92					●			<b>614-002</b>				25	62	81							
		87-92		●			+ABS, Ch -0189806	<b>607-094</b>	90	25	25	54,5	90	47					11	2	
		87-92		●			+ABS, Ch 0189807-	<b>607-093</b>	44	25	25	52	90	47					4	2	
		87-92		●			+ABS, Ch 0189807-	<b>607-095</b>	90	25	25	52	90	47					4	2	
		87-92		●			-ABS, Ch -0189806	<b>607-103</b>		25	25	54,5	90	47					11	2	
		87-92		●			-ABS, Ch 0189807-	<b>607-016</b>		25	25	52	90	47					4	2	
		87-92			●			<b>617-002</b>			25		100								
		2.0 i.e. T. (110 kW) Eng. 834C.146/ 154C4.046		1/93-96		●		+/-ABS, Ch 2025079-	<b>613-020</b>				25	86	96						
87-1/93				●			+ABS	<b>613-020</b>				25	86	96							
87-1/93				●			-ABS, Ch -0189806	<b>613-089</b>				25	86	96							
	87-96				●			<b>614-002</b>				25	62	81							
			1/93-96		●		+ABS, Ch 2025079-	<b>607-155</b>	44	27	25	60	87	49						4	2
			1/93-96		●			-ABS, Ch 2025079-	<b>607-154</b>		27	25	60	90	49					4	2
			87-1/93		●			+ABS, Ch -0189806	<b>607-094</b>	90	25	25	54,5	90	47					11	2
			87-1/93		●			+ABS, Ch 0189807-	<b>607-093</b>	44	25	25	52	90	47					4	2
			87-1/93		●			+ABS, Ch 0189807-	<b>607-095</b>	90	25	25	52	90	47					4	2
			87-1/93		●			-ABS, Ch -0189806	<b>607-103</b>		25	25	54,5	90	47					11	2
		87-1/93		●			-ABS, Ch 0189807-	<b>607-016</b>		25	25	52	90	47					4	2	
87-96			●			<b>617-002</b>			25		100										
























Croma (154) '85-'96			L/R 		NOTE	CIFAM ref.	ABS	A	B	C	D	E	F	H	I	L	M	Fig		
2.0 i.e. T. (111 kW) Eng. 834C.146		86-91		•	+/-ABS	613-020				25	86	96								
		86-91		•	-ABS, Ch -0189806	613-089				25	86	96								
		86-91			•		614-002				25	62	81							
			86-91		•	+ABS, Ch -0189806	607-094	90	25	25	54,5	90	47						11	2
			86-91		•	+ABS, Ch 0189807-	607-093	44	25	25	52	90	47						4	2
			86-91		•	+ABS, Ch 0189807-	607-095	90	25	25	52	90	47						4	2
			86-91		•	-ABS, Ch -0189806	607-103		25	25	54,5	90	47						11	2
		86-91		•	-ABS, Ch 0189807-	607-016		25	25	52	90	47						4	2	
			86-91			•		617-002			25		100							
2.0 i.e. T. (114 kW) Eng. 154A2.000		85-91		•	+/-ABS	613-020				25	86	96								
		85-91		•	-ABS, Ch -0189806	613-089				25	86	96								
		85-91			•		614-002				25	62	81							
			85-91		•	+ABS, Ch -0189806	607-094	90	25	25	54,5	90	47						11	2
			85-91		•	+ABS, Ch 0189807-	607-093	44	25	25	52	90	47						4	2
			85-91		•	+ABS, Ch 0189807-	607-095	90	25	25	52	90	47						4	2
			85-91		•	-ABS, Ch -0189806	607-103		25	25	54,5	90	47						11	2
		85-91		•	-ABS, Ch 0189807-	607-016		25	25	52	90	47						4	2	
			85-91			•		617-002			25		100							
2.5 D (55 kW) Eng. 8144.67		85-		•	-ABS, Ch -0189806	613-089				25	86	96								
		-89		•	+/-ABS	613-020				25	86	96								
		85-89			•		614-002				25	62	81							
			85-		•	+ABS, Ch -0189806	607-094	90	25	25	54,5	90	47						11	2
			85-		•	-ABS, Ch -0189806	607-103		25	25	54,5	90	47						11	2
			-89		•	+ABS, Ch 0189807-	607-093	44	25	25	52	90	47						4	2
			-89		•	+ABS, Ch 0189807-	607-095	90	25	25	52	90	47						4	2
		-89		•	-ABS, Ch 0189807-	607-016		25	25	52	90	47						4	2	
	85-89			•		617-002			25		100									





























<b>Croma (154) '85-'96</b>			L/R			NOTE	CIFAM ref.	ABS	A	B	C	D	E	F	H	I	L	M	Fig	
2.5 TD (74 kW) Eng. 8144.91.2000		85-		•		-ABS, Ch -0189806	<b>613-089</b>				25	86	96							
		-89		•		+/-ABS	<b>613-020</b>				25	86	96							
		85-89			•		<b>614-002</b>				25	62	81							
		85-		•			+ABS, Ch -0189806	<b>607-094</b>	90	25	25	54,5	90	47					11	2
		85-		•			-ABS, Ch -0189806	<b>607-103</b>		25	25	54,5	90	47					11	2
		-89		•			+ABS, Ch 0189807-	<b>607-093</b>	44	25	25	52	90	47					4	2
		-89		•			+ABS, Ch 0189807-	<b>607-095</b>	90	25	25	52	90	47					4	2
		-89		•			-ABS, Ch 0189807-	<b>607-016</b>		25	25	52	90	47					4	2
		85-89			•			<b>617-002</b>			25		100							
	2.5 TD (85 kW) Eng. 8144.97Y		1/89-1/93		•		+/-ABS, Ch 0189807-	<b>613-020</b>				25	86	96						
1/93-96				•		+/-ABS, Ch 2025079-	<b>613-020</b>				25	86	96							
89-				•			-ABS, Ch -0189806	<b>613-089</b>				25	86	96						
		89-96			•		<b>614-002</b>				25	62	81							
		-1/93		•			+ABS, Ch 0189807-	<b>607-093</b>	44	25	25	52	90	47					4	2
		-1/93		•			+ABS, Ch 0189807-	<b>607-095</b>	90	25	25	52	90	47					4	2
		-1/93		•			-ABS, Ch 0189807-	<b>607-016</b>		25	25	52	90	47					4	2
		1/93-96		•			+ABS, Ch 2025079-	<b>607-155</b>	44	27	25	60	87	49					4	2
		1/93-96		•			-ABS, Ch 2025079-	<b>607-154</b>		27	25	60	90	49					4	2
		89-		•			+ABS, Ch -0189806	<b>607-094</b>	90	25	25	54,5	90	47					11	2
		89-		•			-ABS, Ch -0189806	<b>607-103</b>		25	25	54,5	90	47					11	2
		89-96			•			<b>617-002</b>			25		100							
2.5 V6 (119 kW) Eng. 834G.000			4/93-96		•		+/-ABS	<b>613-020</b>				25	86	96						
		4/93-96			•		<b>614-002</b>				25	62	81							
		4/93-96		•			+ABS	<b>607-155</b>	44	27	25	60	87	49					4	2
		4/93-96		•			-ABS	<b>607-154</b>		27	25	60	90	49					4	2
		4/93-96			•		<b>617-002</b>			25		100								
<b>Croma (194) '05-</b>			L/R			NOTE	CIFAM ref.	ABS	A	B	C	D	E	F	H	I	L	M	Fig	
1.8 Mpi (103 kW) Eng. 939A4.000		05-		•			<b>613-288</b>				22	76	113							
		05-		•			<b>607-420</b>		30	25	53	90	56						7	3
1.9 MJT (85 kW) Eng. 939A7.000		05-		•			<b>613-352</b>				25	90	107							
		05-		•			<b>607-506B</b>		30	26	54,4	91	56						7	1
		05-	L				M/T	<b>655-926</b>		30		25	90,9	86		94	57,6	602	s3	
05-		R				M/T	<b>655-927</b>		30		25	90,9	86		94	434,7	974	s6		
































<b>Croma (194) '05-</b>			L/R			NOTE	CIFAM ref.	ABS	A	B	C	D	E	F	H	I	L	M	Fig		
1.9 MJT (88 kW) Eng. 939A1.000		05-		•			<b>613-352</b>				25	90	107								
		05-		•			<b>607-506B</b>		30	26	54,4	91	56					7	1		
		05-	L			M/T		<b>655-926</b>		30		25	90,9	86		94	57,6	602	s3		
		05-	R			M/T		<b>655-927</b>		30		25	90,9	86		94	434,7	974	s6		
1.9 MJT 16v (110 kW) Eng. 939A2.000		05-		•			<b>613-352</b>				25	90	107								
		05-		•			<b>607-506B</b>		30	26	54,4	91	56					7	1		
		05-	L			M/T		<b>655-926</b>		30		25	90,9	86		94	57,6	602	s3		
		05-	R			M/T		<b>655-927</b>		30		25	90,9	86		94	434,7	974	s6		
2.2 Mpi 16v (108 kW) Eng. 194A1.000		05-		•			<b>613-288</b>				22	76	113								
		05-		•			<b>607-420</b>		30	25	53	90	56					7	3		
2.4 MJT 20v (147 kW) Eng. 939A3.000		05-		•			<b>613-352</b>				25	90	107								
		05-		•			<b>607-506B</b>		30	26	54,4	91	56					7	1		
<b>Doblo I (223) '01-'05</b>			L/R			NOTE	CIFAM ref.	ABS	A	B	C	D	E	F	H	I	L	M	Fig		
1.2 (48 kW) Eng. 223A5.000		01-		•		-ABS	<b>613-257</b>				20	68	100								
		01-		•		-ABS	<b>607-374</b>		22	22	51	79	54,2					4	1		
1.3 JTD (51 kW) Eng. 188A9.000		04-		•			<b>613-406</b>				24	80	116								
		04-		•			<b>607-612</b>		25	24	51	84,4	54					4	1		
		04-	L			-ABS, M/T		<b>655-635</b>		25		24	84,5	82	35,5	90	69,6	615	s9		
		04-	R			-ABS, M/T		<b>655-636</b>		25		24	84,5	81	35,5	90	379	933	s4		
1.6 16v (68-76 kW) Eng. 182B6.000		10/01-		•		-ABS	<b>613-257</b>				20	68	100								
		10/01-		•		-ABS	<b>607-374</b>		22	22	51	79	54,2					4	1		
1.9 D (46 kW) Eng. 223A6.000		01-		•		-ABS	<b>613-257</b>				20	68	100								
		01-		•		-ABS	<b>607-374</b>		22	22	51	79	54,2					4	1		
		3/01-	L			-ABS, M/T		<b>655-633</b>		22			79		32	89,4		617	s7		
		3/01-	R			-ABS, M/T		<b>655-634</b>		22			79		32	89,4		931	s7		
1.9 JTD (74 kW) Eng. 182B9.000		01-10/03		•			<b>613-287</b>				25	78	130								
		11/03-		•			<b>613-406</b>				24	80	116								
		01-10/03		•			<b>607-419</b>		25	24	51	84,5	53						4	1	
		11/03-		•			<b>607-612</b>		25	24	51	84,4	54						4	1	
		01-	L			-ABS, M/T		<b>655-635</b>		25		24	84,5	82	35,5	90	69,6	615	s9		
		01-	R			-ABS, M/T		<b>655-636</b>		25		24	84,5	81	35,5	90	379	933	s4		




























<b>Doblo I (223) '01-'05</b>			L/R			NOTE	CIFAM ref.	ABS	A	B	C	D	E	F	H	I	L	M	Fig	
1.9 JTD (77 kW) Eng. 223A7.000		-11/03		•			<b>613-287</b>				25	78	130							
		11/03-		•			<b>613-406</b>				24	80	116							
		-11/03		•			<b>607-419</b>		25	24	51	84,5	53						4	1
		11/03-		•			<b>607-612</b>		25	24	51	84,4	54						4	1
		03-	L			-ABS, M/T	<b>655-635</b>		25		24	84,5	82	35,5	90	69,6	615	s9		
		03-	R			-ABS, M/T	<b>655-636</b>		25		24	84,5	81	35,5	90	379	933	s4		
<b>Doblo II (119) '05-'09</b>			L/R			NOTE	CIFAM ref.	ABS	A	B	C	D	E	F	H	I	L	M	Fig	
1.3 MJT (Germany) (62 kW) Eng. 223A9.000		05-		•			<b>613-406</b>				24	80	116							
		05-		•			<b>607-612</b>		25	24	51	84,4	54						4	1
1.3 MJT 16v (55 kW) Eng. 199A2.000		05-		•			<b>613-406</b>				24	80	116							
		05-		•			<b>607-612</b>		25	24	51	84,4	54						4	1
1.4 (55 kW) Eng. 350A1.000		05-		•			<b>613-257</b>				20	68	100							
		05-		•			<b>607-374</b>		22	22	51	79	54,2						4	1
1.4 (57 kW) Eng. 350A1.000		05-		•			<b>613-257</b>				20	68	100							
		05-		•			<b>607-374</b>		22	22	51	79	54,2						4	1
1.6 16v (76 kW) Eng. 182B6.000		05-		•			<b>613-257</b>				20	68	100							
		05-		•			<b>607-374</b>		22	22	51	79	54,2						4	1
1.9 MJT (74 kW) Eng. 223B2.000		05-		•			<b>613-406</b>				24	80	116							
		05-		•			<b>607-612</b>		25	24	51	84,4	54						4	1
1.9 MJT (77 kW) Eng. 223B1.000		05-		•			<b>613-406</b>				24	80	116							
		05-		•			<b>607-612</b>		25	24	51	84,4	54						4	1
		05-1/09	L			-ABS, M/T	<b>655-635</b>		25		24	84,5	82	35,5	90	69,6	615	s9		
		05-1/09	R			-ABS, M/T	<b>655-636</b>		25		24	84,5	81	35,5	90	379	933	s4		
1.9 MJT (88 kW) Eng. 186A9.000		05-		•			<b>613-406</b>				24	80	116							
		05-		•			<b>607-612</b>		25	24	51	84,4	54						4	1
<b>Doblo III (152) '10-</b>			L/R			NOTE	CIFAM ref.	ABS	A	B	C	D	E	F	H	I	L	M	Fig	
1.3 MJT (66 kW) Eng. 263A2.000		10-		•		A/T	<b>613-093</b>				25	90	107							
		10-		•		A/T	<b>607-616</b>		27	26	59	91	48,6						4	1














































<b>Doblo III (152) '10-</b>			L/R			NOTE	CIFAM ref.	ABS	A	B	C	D	E	F	H	I	L	M	Fig			
1.4 (70 kW) Eng. 843A1.000		10-		•		A/T	613-093				25	90	107									
		10-		•		M/T	613-271				20	68	100									
		10-		•		A/T	607-616		27	26	59	91	48,6						4	1		
		10-		•		M/T	607-396		25	22	51	79	47						4	1		
1.6 MJT (66 kW) Eng. 263A4.000		10-		•		Payload Standard	613-191				25	90	107									
		10-		•		Payload Standard	607-387		25	26	51	91	48						4	1		
1.6 MJT (77 kW) Eng. 198A3.000		10-		•		Payload Standard	613-191				25	90	107									
		10-		•		Payload Standard	607-387		25	26	51	91	48						4	1		
2.0 MJT (99 kW) Eng. 263A1.000		10-		•			613-093				25	90	107									
		10-		•				607-616		27	26	59	91	48,6					4	1		
<b>Duna (146 B), Weekend '87-'91</b>			L/R			NOTE	CIFAM ref.	ABS	A	B	C	D	E	F	H	I	L	M	Fig			
1.1 60 (43 kW) Eng. 146A6.000		1/87-90		•		Ch 2511998-, Brazil	613-002				20	68	80									
		3/88-90		•			613-056				20	68	80									
		1/87-90		•		Ch 2511998-, Brazil	607-002		22	20	48,1	80	55							4	3	
		3/88-90		•			607-065		22	20	48,1	80	55							4	3	
1.3 70 (49 kW) Eng. 146A5.000		1/87-90		•		Ch 2511998-, Brazil	613-002				20	68	80									
		3/88-90		•			613-056				20	68	80									
		1/87-90		•		Ch 2511998-, Brazil	607-002		22	20	48,1	80	55							4	3	
		3/88-90		•			607-065		22	20	48,1	80	55							4	3	
1.7 D (44 kW) Eng. 149B3.000		1/87-90		•		Ch 2511998-, Brazil	613-002				20	68	80									
		3/88-90		•			613-056				20	68	80									
		1/87-90		•		Ch 2511998-, Brazil	607-002		22	20	48,1	80	55							4	3	
		3/88-90		•			607-065		22	20	48,1	80	55							4	3	
<b>Grande Punto IV (199) '05-</b>			L/R			NOTE	CIFAM ref.	ABS	A	B	C	D	E	F	H	I	L	M	Fig			
1.2 (48 kW) Eng. 199A4.000		05-		•			613-394				20	68	100									
		05-		•		Gkn	613-393				22	72	127									
			05-		•			607-594		22	27	51	75,4	40,5							4a	3
			05-		•		Gkn	607-593		22	21	51	75,1	40,5							4a	1
		05-1/07	L				655-797		22		22	75,5	72,7		79,5	61	649	s3				
		05-1/07	R				655-798		22		22	75,5	72,7		79,5	61	894	s3				
		2/07-	L				655-799		22		22	75,1	72,7		79,5	61	650	s3				
		2/07-	R				655-800		22		22	75,1	72,7		79,5	61	887	s3				
























Grande Punto IV (199) '05-		L/R			NOTE	CIFAM ref.	ABS	A	B	C	D	E	F	H	I	L	M	Fig
1.2 (51 kW) Eng. 169A4.000		10-		●	Gkn	613-393				22	72	127						
		10-		●	Gkn	607-593		22	21	51	75,1	40,5					4a	1
1.3 MJT 16v (55 kW) Eng. 199A2.000		05-		●	Ch -2020071	613-392				25	78	130						
		05-		●	Ch -2020071	607-592		25	23	51	82,1	48,2					4	1
		05-	L		Ch -2020071	655-803		25		24	82,1	80		84,5	67,9	625	s3	
		05-	R		Ch -2020071	655-804		25		24	82,1	79,2		84,5	379,5	907	s4	
1.3 MJT 16v (66 kW) Eng. 199A3.000		05-		●	6Sp, Ch -2020071	613-392				25	78	130						
		05-		●	5Sp, Ch -2020071	613-287				25	78	130						
		05-		●	6Sp, Ch -2020071	607-592		25	23	51	82,1	48,2					4	1
		05-		●	5Sp, Ch -2020071	607-449		25	24	51	84	46					4	1
		05-	L		Ch -2020071	655-801		25		25	82,1	79,5		84,5	57,2	569	s3	
		05-	R		Ch -2020071	655-802		25		25	82,1	79,4		84,5	400	951	s4	
1.4 (55 kW) Eng. 199A7.000		10-		●	Gkn	613-393				22	72	127						
		10-		●	Gkn	607-593		22	21	51	75,1	40,5					4a	1
1.4 (57 kW) Eng. 350A1.000		05-		●	Gkn	613-393				22	72	127						
		05-		●	Gkn	607-593		22	21	51	75,1	40,5					4a	1
		05-	L			655-797		22		22	75,5	72,7		79,5	61	649	s3	
		05-	R			655-798		22		22	75,5	72,7		79,5	61	894	s3	
1.4 16v (70 kW) Eng. 199A6.000		06-		●	Gkn	613-393				22	72	127						
		06-		●	Gkn	607-593		22	21	51	75,1	40,5					4a	1
1.4 Abarth (114 kW) Eng. 199A8.000		07-		●		613-397				20	68	100						
		07-		●		607-601		25	33	51	84	48					4	2
1.4 T. (88 kW) Eng. 199A6.000		07-		●		613-460				25	78	130						
		07-		●		607-687		25	25	51	87	47,1					4	1
1.6 JTD (88 kW) Eng. 955A3.000		08-		●		613-397				20	68	100						
		08-		●		607-601		25	33	51	84	48					4	2
1.9 MJT (88 kW) Eng. 939A1.000		05-		●		613-397				20	68	100						
		05-		●		607-601		25	33	51	84	48					4	2
1.9 MJT (96 kW) Eng. 199A5.000		05-		●		613-397				20	68	100						
		05-		●		607-601		25	33	51	84	48					4	2
























<b>Grande Punto V (199) '12-</b>			L/R			NOTE	CIFAM ref.	ABS	A	B	C	D	E	F	H	I	L	M	Fig		
1.3 MJT (62 kW) Eng. 199B4.000		12-		•			<b>613-460</b>				25	78	130								
		12-		•			<b>607-687</b>		25	25	51	87	47,1					4	1		
1.3 MJT (70 kW) Eng. 199B1.000		12-		•			<b>613-460</b>				25	78	130								
		12-		•			<b>607-687</b>		25	25	51	87	47,1					4	1		
1.4 MultiAir (77 kW) Eng. 955A6.000		12-		•			<b>613-420</b>				23	78	90								
		12-		•			<b>607-637</b>		22	22	51	79,1	39,8					4a	1		
1.4 T (99 kW) Eng. 955A2.000		12-		•			<b>613-420</b>				23	78	90								
		12-		•			<b>607-637</b>		22	22	51	79,1	39,8					4a	1		
<b>Idea (135) '04-</b>			L/R			NOTE	CIFAM ref.	ABS	A	B	C	D	E	F	H	I	L	M	Fig		
1.2 16v (59 kW) Eng. 188A5.000		04-		•			<b>613-216</b>				20	68	80								
		04-		•			<b>607-296</b>		22	21	51	75	40					4a	1		
		04-	L			M/T		<b>655-825</b>		22	22		75	72		90	61	636	s3		
		04-	R			M/T		<b>655-826</b>		22	22		75	72		90	61	864	s3		
1.3 JTD (51 kW) Eng. 188A9.000		04-9/05		•			<b>613-317</b>				20	78	103								
		04-		•			<b>614-019</b>				25	62	81								
		04-9/05		•			<b>607-458</b>		25	23	51	82	42						4	1	
		04-		•			<b>617-020</b>			25		100									
		04-	L			M/T		<b>655-674</b>		25			82	100		85		501			
		04-	R			M/T		<b>655-675</b>		25			82	100		85		521			
1.3 MJT 16v (66 kW) Eng. 199A3.000		05-		•			<b>613-287</b>				25	78	130								
		05-		•			<b>607-449</b>		25	24	51	84	46					4	1		
		05-	L			M/T		<b>655-846</b>		25	24		84,5	82		84,4	69	585	s3		
		05-	R			M/T		<b>655-847</b>		25	24		84,5	82		84,4	379	901	s4		
1.3 MJTD 16v (70 kW) Eng. 199B1.000		09-		•			<b>613-287</b>				25	78	130								
		09-		•			<b>607-449</b>		25	24	51	84	46					4	1		
1.4 (57 kW) Eng. 350A1.000		05-		•			<b>613-216</b>				20	68	80								
		09-		•			<b>613-216</b>				20	68	80								
		05-		•			<b>607-296</b>		22	21	51	75	40						4a	1	
		09-		•			<b>607-296</b>		22	21	51	75	40						4a	1	
1.4 16v (66 kW) Eng. 192B2.000		04-		•			<b>613-216</b>				20	68	80								
		04-		•			<b>607-296</b>		22	21	51	75	40					4a	1		

Idea (135) '04-			L/R			NOTE	CIFAM ref.	ABS	A	B	C	D	E	F	H	I	L	M	Fig		
1.4 16v (70 kW) Eng. 843A1.000		04-		•			613-216				20	68	80								
		04-		•			607-296		22	21	51	75	40						4a	1	
		04-	L			M/T		655-825		22	22		75	72		90	61	636	s3		
		04-	R			M/T		655-826		22	22		75	72		90	61	864	s3		
1.6 MJT 16v (88 kW) Eng. 350A2.000		08-		•			613-378				25	90	107								
		08-		•			607-550		25	26	50,9	90,9	48						4	1	
1.9 JTD (74 kW) Eng. 188B2.000		04-		•			613-287				25	78	130								
		04-		•			607-449		25	24	51	84	46						4	1	
		1/04-	L			M/T		655-982		25		34	84,5	-	-	-	56,5	608			
		1/04-	R			M/T		655-983		25		34	84,5	-	-	-	300	874			
Marea (185) '96-			L/R			NOTE	CIFAM ref.	ABS	A	B	C	D	E	F	H	I	L	M	Fig		
1.2 16v (60 kW) Eng. 182B2.000		98-		•			613-091				20	68	80								
		98-		•			607-358		22	22	51	80	40						4a	3	
1.4 12v (59 kW) Eng. 182A3.000		9/96-		•	+/-ABS		613-538				20	68	80								
		9/96-		•			614-019				25	62	81								
		9/96-			•	+ABS		607-106	44	22	20	71,6	80	40						4a	3
		9/96-			•	-ABS		607-105		22	20	71,6	80	40						4a	3
		9/96-			•		617-020			25		100									
1.6 16v (76 kW) Eng. 182A4.000		4/99-		•	M/T+A/T		613-217				20	75	105								
		9/96-3/99		•	+/-ABS, M/T+A/T		613-167				20	75	105								
		4/99-		•	M/T+A/T		614-019				25	62	81								
		4/99-		•	M/T+A/T		607-306		25	22	51	83	47							4	3
		9/96-3/99		•	+ABS, M/T+A/T		607-210	44	25	22	52	87	47							4	3
	9/96-3/99		•	-ABS, M/T+A/T		607-209		25	22	52	83	47							4	3	
		4/99-		•	M/T+A/T		617-020			25		100									
		96-	L			-ABS		655-239		25			81		32	90				597	s7
96-		R			-ABS		655-240		25			81		32	90				931	s7	
1.6 16v Bipower (76 kW) Eng. 186A4.000/ 185A3.000		4/99-		•			613-217				20	75	105								
		4/99-		•			607-306		25	22	51	83	47						4	3	

Marea (185) '96-		L/R			NOTE	CIFAM ref.	ABS	A	B	C	D	E	F	H	I	L	M	Fig		
1.8 16v (83 kW) Eng. 182A2.000		9/96-3/99		●	+/-ABS	613-149				25	86	96								
		9/96-3/99			●	614-019				25	62	81								
		4/99-			●		607-258		25	25	51	90	47					4	3	
		9/96-3/99			●	+ABS	607-212	44	25	25	52	90	47					4	3	
		9/96-3/99			●	-ABS	607-211		25	25	52	90	47					4	3	
		9/96-3/99				●	617-020			25		100								
		4/99-	L			M/T	655-669		25			90			85		465	s1		
		4/99-	R			M/T	655-670		25			90	103		84,5		489	s10		
		96-3/99	L/R			+ABS	655-242	44	25			90	100	38,7	85		465	s1		
	1.9 JTD 105 (77 kW) Eng. 182B4.000		4/99-			●	613-149				25	86	96							
		4/99-			●	607-258		25	25	51	90	47					4	3		
		4/99-	L			M/T	655-669		25			90			85		465	s1		
		4/99-	R			M/T	655-670		25			90	103		84,5		489	s10		
1.9 JTD 110 (81 kW) Eng. 186A6.000		01-			●	613-149				25	86	96								
		01-			●	607-258		25	25	51	90	47					4	3		
		01-	L			M/T	655-669		25			90			85		465	s1		
		01-	R			M/T	655-670		25			90	103		84,5		489	s10		
1.9 TD 100 (74 kW) Eng. 182A7.000		9/96-3/99			●	+/-ABS	613-149			25	86	96								
		9/96-3/99			●	614-019				25	62	81								
		4/99-			●		607-258		25	25	51	90	47					4	3	
		9/96-3/99			●	+ABS	607-212	44	25	25	52	90	47					4	3	
		9/96-3/99			●	-ABS	607-211		25	25	52	90	47					4	3	
		9/96-3/99				●	617-020			25		100								
		96-	L/R			+ABS	655-242	44	25			90	100	38,7	85		465	s1		
		96-	L/R			-ABS	655-241		25			90	100	39,3	85		465	s1		






























<b>Marea (185) '96-</b>			L/R 		NOTE	CIFAM ref.	ABS	A	B	C	D	E	F	H	I	L	M	Fig	
1.9 TD 75 (55 kW) Eng. 182A8.000		9/96-3/99		•	+/-ABS	<b>613-149</b>				25	86	96							
		9/96-3/99		•		<b>614-019</b>				25	62	81							
		4/99-			•		<b>607-258</b>		25	25	51	90	47					4	3
		9/96-3/99			•	+ABS	<b>607-212</b>	44	25	25	52	90	47					4	3
		9/96-3/99			•	-ABS	<b>607-211</b>		25	25	52	90	47					4	3
		9/96-3/99			•		<b>617-020</b>			25		100							
		4/99-	L			M/T	<b>655-669</b>		25			90			85		465	s1	
		4/99-	R			M/T	<b>655-670</b>		25			90	103		84,5		489	s10	
		96-3/99	L/R			+ABS, Soft	<b>655-244</b>	44	25	25		90	100		85		478	s10	
	96-3/99	L/R			-ABS, Soft	<b>655-243</b>		25	25		90	100		85		485	s10		
2.0 150 20v (110 kW) Eng. 185A8.000		01-		•		<b>613-179</b>				25	86	96							
		01-		•		<b>607-245</b>		25	25	59	89	47					4	3	
2.0 155 20v (113 kW) Eng. 182B7.000		99-		•		<b>613-179</b>				25	86	96							
		99-		•		<b>607-245</b>		25	25	59	89	47					4	3	
2.0 20v (108 kW) Eng. 182A1.000		9/96-		•	+/-ABS	<b>613-149</b>				25	86	96							
		9/96-		•		<b>614-019</b>				25	62	81							
		9/96-			•	+ABS	<b>607-214</b>	44	25	25	59	90	47					4	3
		9/96-			•	-ABS	<b>607-211</b>		25	25	52	90	47					4	3
		9/96-			•		<b>617-020</b>			25		100							
2.4 JTD 130 (96 kW) Eng. 839A5.000		2/99-		•		<b>613-133</b>				24	92	84							
		2/99-		•		<b>607-244</b>		25	28	59	98	47					4	3	
2.4 TD 125 (91 kW) Eng. 185A2.000		9/96-		•	+/-ABS	<b>613-133</b>				24	92	84							
		9/96-		•		<b>614-019</b>				25	62	81							
		9/96-			•	+ABS	<b>607-153</b>	44	25	28	56	98	47					4	3
		9/96-			•	-ABS	<b>607-213</b>		25	28	59	98	47					4	3
		9/96-			•		<b>617-020</b>			25		100							
<b>Marea (185) Weekend '96-</b>			L/R 		NOTE	CIFAM ref.	ABS	A	B	C	D	E	F	H	I	L	M	Fig	
1.2 16v (60 kW) Eng. 182B2.000		98-		•		<b>613-091</b>				20	68	80							
		98-		•		<b>607-358</b>		22	22	51	80	40					4a	3	


























Marea (185) Weekend '96-		L/R			NOTE	CIFAM ref.	ABS	A	B	C	D	E	F	H	I	L	M	Fig		
1.4 12v (59 kW) Eng. 182A3.000		9/96-		●	+/-ABS	613-538				20	68	80								
		9/96-			●		614-019			25	62	81								
		9/96-		●		+ABS	607-106	44	22	20	71,6	80	40						4a	3
		9/96-		●		-ABS	607-105		22	20	71,6	80	40						4a	3
		9/96-			●		617-020			25		100								
1.6 16v (76 kW) Eng. 182A4.000		4/99-		●	M/T+A/T	613-217				20	75	105								
		9/96-3/99		●	+/-ABS, M/T+A/T	613-167				20	75	105								
		4/99-			●	M/T+A/T	614-019			25	62	81								
		4/99-		●		M/T+A/T	607-306		25	22	51	83	47						4	3
		9/96-3/99		●		+ABS, M/T+A/T	607-210	44	25	22	52	87	47						4	3
		9/96-3/99		●		-ABS, M/T+A/T	607-209		25	22	52	83	47						4	3
		4/99-			●	M/T+A/T	617-020			25		100								
		96-	L				655-239		25			81		32	90			597	s7	
		96-	R				655-240		25			81		32	90			931	s7	
1.8 16v (83 kW) Eng. 182A2.000		9/96-3/99		●	+/-ABS	613-149				25	86	96								
		9/96-3/99			●		614-019			25	62	81								
		4/99-		●			607-258		25	25	51	90	47						4	3
		9/96-3/99		●		+ABS	607-212	44	25	25	52	90	47						4	3
		9/96-3/99		●		-ABS	607-211		25	25	52	90	47						4	3
		9/96-3/99			●		617-020			25		100								
		4/99-	L			M/T	655-669		25			90			85			465	s1	
		4/99-	R			M/T	655-670		25			90	103		84,5			489	s10	
		96-3/99	L/R				655-241		25			90	100	39,3	85			465	s1	
96-3/99		L/R			+ABS	655-242	44	25			90	100	38,7	85			465	s1		
1.9 JTD 105 (77 kW) Eng. 182B4.000		4/99-		●		613-149				25	86	96								
		4/99-		●		607-258		25	25	51	90	47						4	3	
		4/99-	L			M/T	655-669		25			90			85			465	s1	
		4/99-	R			M/T	655-670		25			90	103		84,5			489	s10	
1.9 JTD 110 (81 kW) Eng. 186A6.000		01-		●		613-149				25	86	96								
		01-		●		607-258		25	25	51	90	47						4	3	
		01-	L			M/T	655-669		25			90			85			465	s1	
		01-	R			M/T	655-670		25			90	103		84,5			489	s10	
















Marea (185) Weekend '96-		L/R			NOTE	CIFAM ref.	ABS	A	B	C	D	E	F	H	I	L	M	Fig
1.9 TD 100 (74 kW) Eng. 182A7.000		9/96-3/99		●	+/-ABS	613-149				25	86	96						
		9/96-3/99			●	614-019				25	62	81						
		4/99-		●		607-258		25	25	51	90	47					4	3
		9/96-3/99		●	+ABS	607-212	44	25	25	52	90	47					4	3
		9/96-3/99		●	-ABS	607-211		25	25	52	90	47					4	3
		9/96-3/99			●	617-020			25		100							
		96-	L/R			655-241		25			90	100	39,3	85			465	s1
		96-	L/R			655-242	44	25			90	100	38,7	85			465	s1
1.9 TD 75 (55 kW) Eng. 182A8.000		9/96-3/99		●	+/-ABS	613-149				25	86	96						
		9/96-3/99			●	614-019				25	62	81						
		4/99-		●		607-258		25	25	51	90	47					4	3
		9/96-3/99		●	+ABS	607-212	44	25	25	52	90	47					4	3
		9/96-3/99		●	-ABS	607-211		25	25	52	90	47					4	3
		9/96-3/99			●	617-020			25		100							
		4/99-	L			M/T	655-669		25			90			85		465	s1
		4/99-	R			M/T	655-670		25			90	103	84,5			489	s10
	96-3/99	L/R			Soft	655-243		25	25		90	100	85			485	s10	
	96-3/99	L/R			+ABS, Soft	655-244	44	25	25		90	100	85			478	s10	
2.0 150 20v (110 kW) Eng. 185A8.000		01-		●		613-179				25	86	96						
		01-		●		607-245		25	25	59	89	47					4	3
2.0 155 20v (113 kW) Eng. 182B7.000		99-		●		613-179				25	86	96						
		99-		●		607-245		25	25	59	89	47					4	3
2.0 20v (108 kW) Eng. 182A1.000		9/96-		●	+/-ABS	613-149				25	86	96						
		9/96-			●	614-019				25	62	81						
		9/96-		●	+ABS	607-214	44	25	25	59	90	47					4	3
		9/96-		●	-ABS	607-211		25	25	52	90	47					4	3
		9/96-			●	617-020			25		100							
2.4 JTD 130 (96 kW) Eng. 839A5.000		2/99-		●		613-133				24	92	84						
		2/99-		●		607-244		25	28	59	98	47					4	3









































































































Multipla (186) '99-		L/R			NOTE	CIFAM ref.	ABS	A	B	C	D	E	F	H	I	L	M	Fig	
1.9 JTD 105 (77 kW) Eng. 182B4.000		4/99-		•		613-149				25	86	96							
		4/99-		•		614-019				25	62	81							
		4/99-		•		607-258		25	25	51	90	47					4	3	
		4/99-		•		617-020			25		100								
		1/99-	L			-ABS, Ch -2262921	655-421		25			90	100	39,3	85		480	s1	
		1/99-	L/R			-ABS, Ch 2262922-	655-833		25			90	100		85		503	s10	
		1/99-	R			-ABS, Ch -2262921	655-833		25			90	100		85		503	s10	
1.9 JTD 110 (81 kW) Eng. 186A6.000		01-02		•		613-149				25	86	96							
		01-02		•		607-258		25	25	51	90	47					4	3	
		01-02	L			Ch -2262921	655-421		25			90	100	39,3	85		480	s1	
		01-02	L/R			-ABS, Ch 2262922-	655-833		25			90	100		85		503	s10	
		01-02	R			-ABS, Ch -2262921	655-833		25			90	100		85		503	s10	
1.9 JTD 115 (85 kW) Eng. 186A8.000		02-		•		613-149				25	86	96							
		02-		•		614-019				25	62	81							
		02-		•		607-258		25	25	51	90	47					4	3	
		02-		•		617-020			25		100								
		02-	L			Ch -2262921	655-421		25			90	100	39,3	85		480	s1	
		02-	L/R			-ABS, Ch 2262922-	655-833		25			90	100		85		503	s10	
02-		R			-ABS, Ch -2262921	655-833		25			90	100		85		503	s10		
1.9 MJT (88 kW) Eng. 186A9.000		04-		•		613-149				25	86	96							
		04-		•		614-019				25	62	81							
		04-		•		607-258		25	25	51	90	47					4	3	
		04-		•		617-020			25		100								
Palio Weekend (178DX) '96-		L/R			NOTE	CIFAM ref.	ABS	A	B	C	D	E	F	H	I	L	M	Fig	
1.2 (44 kW) Eng. 188A4.000		02-		•		613-175				23	77	105							
		02-		•		607-416		22	22	47	83	54					4	3	
1.2 (54 kW) Eng. 178B5.000		96-01		•	-ABS	613-537				20	68	80							
		96-01		•	-ABS	607-411		22	22	52	80	53					4	3	
1.2 16v (59 kW) Eng. 188A5.000		01-		•		613-175				23	77	105							
		01-		•		607-416		22	22	47	83	54					4	3	






















<b>Palio Weekend (178DX) '96-</b>			L/R			NOTE	CIFAM ref.	ABS	A	B	C	D	E	F	H	I	L	M	Fig		
1.6 16v (74 kW) Eng. 178B3.000		96-01		●		+/-ABS	<b>613-173</b>				20	75	105								
		96-01		●		+ABS	<b>607-232</b>	44	22	22	52	83,1	54					4	3		
		96-01		●			-ABS	<b>607-231</b>		22	22	52	83	54					4	3	
1.6 16v (76 kW) Eng. 182B6.000		01-		●		-ABS	<b>613-175</b>				23	77	105								
		01-		●		-ABS	<b>607-416</b>		22	22	47	83	54					4	3		
1.7 TD (51 kW) Eng. 176A3.000		96-		●		+/-ABS	<b>613-173</b>				20	75	105								
		96-		●		+ABS	<b>607-232</b>	44	22	22	52	83,1	54					4	3		
		96-		●			-ABS	<b>607-231</b>		22	22	52	83	54					4	3	
1.9 D (46 kW) Eng. 223A6.000		1/02-		●			<b>613-175</b>				23	77	105								
		3/01-12/01		●		+/-ABS	<b>613-173</b>				20	75	105								
		1/02-		●				<b>607-416</b>		22	22	47	83	54					4	3	
		3/01-12/01		●			+ABS	<b>607-232</b>	44	22	22	52	83,1	54					4	3	
		3/01-12/01		●			-ABS	<b>607-231</b>		22	22	52	83	54					4	3	
1.9 JTD (59 kW) Eng. 188A2.000		01-		●			<b>613-287</b>				25	78	130								
		01-		●			<b>607-419</b>		25	24	51	84,5	53					4	1		
1.9 JTD (74 kW) Eng. 188A2.000		02-		●			<b>613-287</b>				25	78	130								
		02-		●			<b>607-419</b>		25	24	51	84,5	53					4	1		
<b>Palio/Siena (178BX) '96-</b>			L/R			NOTE	CIFAM ref.	ABS	A	B	C	D	E	F	H	I	L	M	Fig		
1.0 (45-56 kW) Eng. 178A1.000/ 310A1.011		4/96-01		●		-ABS, Ch -569017, America Latina, +Carb.	<b>613-174</b>				20	68	80								
		4/96-		●			<b>607-409</b>		22	20	47	80	53					4	3		
		97-01		●			-ABS, Ch -569017, America Latina, +Carb.	<b>607-240</b>		22	20	52	80	55					4	3	
1.2 (45 kW) Eng. 178C4.066/ 188A4.000		02-		●			<b>613-174</b>				20	68	80								
		02-		●			<b>607-409</b>		22	20	47	80	53					4	3		
1.2 16v (54 kW) Eng. 178B5.000		98-		●		America Latina, +Carb.	<b>613-174</b>				20	68	80								
		98-		●		America Latina, +Carb.	<b>607-240</b>		22	20	52	80	55					4	3		
			98-	L			M/T	<b>655-649</b>		22			83			90		555	s7		
	98-		R				M/T	<b>655-650</b>		22			83			90		903	s7		

Palio/Siena (178BX) '96-			L/R			NOTE	CIFAM ref.	ABS	A	B	C	D	E	F	H	I	L	M	Fig	
1.4 (51 kW) Eng. 178B2.000		02-		●		Cina	613-175				23	77	105							
		97-		●		Ch -569017, Incl. Polonia	613-174				20	68	80							
		97-		●		+/-ABS, America Latina	613-173				20	75	105							
		02-		●			Cina	607-481		22	22	51	83	54					4	3
		97-		●			Ch -569017, Incl. Polonia	607-240		22	20	52	80	55					4	3
		97-		●			+ABS, America Latina	607-232	44	22	22	52	83,1	54					4	3
		97-		●			-ABS, America Latina	607-231		22	22	52	83	54					4	3
1.4 Kat (51 kW) Eng. 178B2.016		02-		●		Cina	613-175				23	77	105							
		97-		●		Ch -569017, Incl. Polonia	613-174				20	68	80							
		97-		●			+/-ABS, America Latina	613-173				20	75	105						
		02-		●			Cina	607-481		22	22	51	83	54					4	3
		97-		●			Ch -569017, Incl. Polonia	607-240		22	20	52	80	55					4	3
		97-		●			+ABS, America Latina	607-232	44	22	22	52	83,1	54					4	3
		97-		●			-ABS, America Latina	607-231		22	22	52	83	54					4	3
	96-	L				M/T	655-649		22			83			90		555	s7		
	96-	R				M/T	655-650		22			83			90		903	s7		
1.5 (57 kW) Eng. 350A1.000/178A6.011		96-98		●		+/-ABS, America Latina	613-173				20	75	105							
		96-98		●			+ABS, America Latina	607-232	44	22	22	52	83,1	54					4	3
		96-98		●			-ABS, America Latina	607-231		22	22	52	83	54					4	3
1.6 16v (74-78 kW) Eng. 178B3.000		97-		●		+/-ABS, America Latina	613-173				20	75	105							
			97-		●		+ABS, America Latina	607-232	44	22	22	52	83,1	54					4	3
			97-		●			-ABS, America Latina	607-231		22	22	52	83	54					4
		96-	L				M/T	655-649		22			83			90		555	s7	
		96-	R				M/T	655-650		22			83			90		903	s7	
1.7 TD (51 kW) Eng. 176A5.000		7/00-		●		-ABS	613-537				20	68	80							
		97-7/00		●			+/-ABS	613-173				20	75	105						
		-7/00		●			-ABS	607-231		22	22	52	83	54					4	3
		7/00-		●			-ABS	607-411		22	22	52	80	53					4	3
		97-		●			+ABS	607-232	44	22	22	52	83,1	54					4	3
		96-	L				M/T	655-649		22			83			90		555	s7	
96-		R				M/T	655-650		22			83			90		903	s7		

















<b>Panda I (141A) '80-'04</b>			L/R			NOTE	CIFAM ref.	ABS	A	B	C	D	E	F	H	I	L	M	Fig		
0.65 (22 kW) Eng. 141A.000		82-		•			613-002				20	68	80								
		82-		•			607-019		20	20	43,1	80	55					4	3		
0.75 Fire (25 kW) Eng. 156A4.000		86-95		•			613-002				20	68	80								
		86-95		•			607-019		20	20	43,1	80	55					4	3		
0.75, Kat (25 kW) Eng. 141B.000		86-95		•			613-002				20	68	80								
		86-95		•			607-019		20	20	43,1	80	55					4	3		
0.9 (29 kW) Eng. 1170A1.046		92-96		•			613-002				20	68	80								
		92-96		•			607-019		20	20	43,1	80	55					4	3		
0.9 (33 kW) Eng. 100GL3.000/ 146A.000		3/80-85		•			613-002				20	68	80								
		3/80-85		•			607-019		20	20	43,1	80	55					4	3		
0.95, 4WD (35 kW) Eng. A112B1.054		82-		•	FWD		613-002				20	68	80								
		82-		•	FWD		607-019		20	20	43,1	80	55					4	3		
1.0 4WD (32 kW) Eng. 156A2.100/ 156A3.100		86-92		•	FWD		613-002				20	68	80								
		86-92		•	FWD		607-019		20	20	43,1	80	55					4	3		
1.0 i.e. Kat, 4WD (33 kW) Eng. 141C2.000/ 156A2.246		87-98		•	FWD		613-002				20	68	80								
		87-98		•	FWD		607-019		20	20	43,1	80	55					4	3		
1.0, 4WD (37 kW) Eng. 156A3.000		86-92		•	FWD		613-002				20	68	80								
		86-92		•	FWD		607-019		20	20	43,1	80	55					4	3		
1.1, 4WD (37 kW) Eng. 156C.046		91-96		•			613-002				20	68	80								
		91-96		•			607-019		20	20	43,1	80	55					4	3		
1.1, 4WD (40 kW) Eng. 176B2.000		2/95-		•			613-002				20	68	80								
		2/95-		•			607-019		20	20	43,1	80	55					4	3		
1.3 D (27 kW) Eng. 156A5.000		86-92		•			613-002				20	68	80								
		86-92		•			607-019		20	20	43,1	80	55					4	3		
<b>Panda II (169) '03-</b>			L/R			NOTE	CIFAM ref.	ABS	A	B	C	D	E	F	H	I	L	M	Fig		
1.1 (40 kW) Eng. 187A1.000		10/03-		•			613-316				20	68	100								
		10/03-		•			607-457		22	20	47	72,3	40					4a	1		
		03-	L			M/T		655-821		22	22		72	67		74	61	632	s3		
		03-	R			M/T		655-822		22	22		72	67		74	61	828	s3		




















Panda II (169) '03-					NOTE	CIFAM ref.	ABS	A	B	C	D	E	F	H	I	L	M	Fig		
1.2 (44 kW) Eng. 188A4.000		9/03-		•		613-316				20	68	100								
		9/03-		•		607-457		22	20	47	72,3	40						4a	1	
		03-	L			M/T+A/T	655-821		22	22		72	67		74	61	632		s3	
		03-	R			M/T+A/T	655-822		22	22		72	67		74	61	828		s3	
1.2 4WD (44 kW) Eng. 188A4.000		04-		•		613-271				20	68	100								
		04-		•		607-396		25	22	51	79	47						4	1	
		04-	L			FWD	655-710		25			79			84		589			
		04-	L			RWD, M/T	655-829		22	22		72	69,7		74	62,5	700		s3	
		04-	R			FWD	655-711		25			79			84		820			
		04-	R			RWD, M/T	655-830		22	22		72	69,7		74	62,5	716		s3	
1.2 Bi-Power (44 kW) Eng. 188A4.000		07-		•		613-271				20	68	100								
		07-		•		607-396		25	22	51	79	47						4	1	
		07-	L			M/T	655-827		25	22		79	72		84	61	593		s3	
		07-	R			M/T	655-828		25	22		79	72		84	61	829		s3	
1.2 LPG (51 kW) Eng. 169A4.000		10-		•		613-271				20	68	100								
		10-		•		607-396		25	22	51	79	47						4	1	
1.2 Natural power (38 kW) Eng. 188A4000CNG		09-		•		613-271				20	68	100								
		09-		•		607-396		25	22	51	79	47						4	1	
1.2, 4WD (51 kW) Eng. 169A4.000		09-		•		613-271				20	68	100								
		09-		•		607-396		25	22	51	79	47						4	1	
1.3 JTD (51 kW) Eng. 188A9.000		9/03-		•		613-271				20	68	100								
		9/03-		•		607-396		25	22	51	79	47						4	1	
		03-	L			M/T	655-827		25	22		79	72		84	61	593		s3	
		03-	R			M/T	655-828		25	22		79	72		84	61	829		s3	
1.3 JTD 4WD (51 kW) Eng. 188A9.000		04-		•		613-271				20	68	100								
		04-		•		607-396		25	22	51	79	47						4	1	
1.3 MJT (55 kW) Eng. 188A8.000		6/06-		•		613-271				20	68	100								
		6/06-		•		607-396		25	22	51	79	47						4	1	
1.3 MJT 4WD (55 kW) Eng. 188A8.000		10-		•		613-271				20	68	100								
		10-		•		607-396		25	22	51	79	47						4	1	
1.4 16v (74 kW) Eng. 169A3.000		06-		•		613-271				20	68	100								
		06-		•		607-396		25	22	51	79	47						4	1	





























<b>Panda II (169) '03-</b>			L/R			NOTE	CIFAM ref.	ABS	A	B	C	D	E	F	H	I	L	M	Fig	
1.4 Bi-power, Natural power (57 kW) Eng. 350A1.000		10-		•			613-271				20	68	100							
		10-		•			607-396		25	22	51	79	47					4	1	
<b>Premio '85-'96</b>			L/R			NOTE	CIFAM ref.	ABS	A	B	C	D	E	F	H	I	L	M	Fig	
1.3 (43 kW)		85-		•		Brazil	613-002				20	68	80							
		85-		•		Brazil	607-002		22	20	48,1	80	55					4	3	
1.5 (49 kW)		85-		•		Brazil	613-002				20	68	80							
		85-		•		Brazil	607-002		22	20	48,1	80	55					4	3	
1.5 i.e. (55 kW) Eng. 138C2.048/ 149C1.000		92-96		•		Brazil	613-002				20	68	80							
		92-96		•		Brazil	607-002		22	20	48,1	80	55					4	3	
1.6 (62 kW) Eng. 159A3.000		90-		•		Brazil	613-002				20	68	80							
		90-		•		Brazil	607-002		22	20	48,1	80	55					4	3	
1.6 i.e. (60 kW)		93-96		•		Brazil	613-002				20	68	80							
		93-96		•		Brazil	607-002		22	20	48,1	80	55					4	3	
<b>Punto Evo (199) '09-</b>			L/R			NOTE	CIFAM ref.	ABS	A	B	C	D	E	F	H	I	L	M	Fig	
1.2 (48 kW) Eng. 199A4.000		09-		•		Gkn	613-393				22	72	127							
		09-		•		Gkn	607-593		22	21	51	75,1	40,5					4a	1	
1.2 (51 kW) Eng. 169A4.000		09-		•			613-393				22	72	127							
		09-		•			607-593		22	21	51	75,1	40,5					4a	1	
1.3 MJT (62 kW) Eng. 223A9.000		09-		•			613-460				25	78	130							
		09-		•			607-687		25	25	51	87	47,1					4	1	
1.3 MJT (66 kW) Eng. 199A3.000		09-		•		G.Box: PCC510	613-287				25	78	130							
		09-		•		G.Box: PCC510	607-449		25	24	51	84	46					4	1	
1.3 MJT (70 kW) Eng. 199B1.000		09-		•			613-460				25	78	130							
		09-		•			607-687		25	25	51	87	47,1					4	1	
1.4 (57 kW) Eng. 350A1.000		09-		•		Gkn	613-393				22	72	127							
		09-		•		Gkn	607-593		22	21	51	75,1	40,5					4a	1	
1.4 16v T. MultiAir (99 kW) Eng. 955A2.000		09-		•			613-460				25	78	130							
		09-		•			607-687		25	25	51	87	47,1					4	1	
1.4 Abarth (120 kW) Eng. 955A8.000		09-		•			613-460				25	78	130							
		09-		•			607-687		25	25	51	87	47,1					4	1	






























<b>Punto Evo (199) '09-</b>			L/R			NOTE	CIFAM ref.	ABS	A	B	C	D	E	F	H	I	L	M	Fig		
1.4 LPG (57 kW) Eng. 350A1.000		09-		•			<b>613-393</b>				22	72	127								
		09-		•			<b>607-593</b>		22	21	51	75,1	40,5					4a	1		
1.4 MultiAir (77 kW) Eng. 955A6.000		09-		•			<b>613-420</b>				23	78	90								
		09-		•			<b>607-637</b>		22	22	51	79,1	39,8					4a	1		
1.6 MJT (88 kW) Eng. 955A3.000		09-		•			<b>613-397</b>				20	68	100								
		09-		•			<b>607-601</b>		25	33	51	84	48					4	2		
<b>Punto I (176,C), Cabrio '93-'99</b>			L/R			NOTE	CIFAM ref.	ABS	A	B	C	D	E	F	H	I	L	M	Fig		
1.1 (40 kW) Eng. 176A6.000/ 176B2.000		9/93-7/99		•		+/-ABS	<b>613-538</b>				20	68	80								
		9/93-7/99		•		+ABS	<b>607-106</b>	44	22	20	71,6	80	40						4a	3	
		9/93-7/99		•		-ABS	<b>607-105</b>		22	20	71,6	80	40						4a	3	
		9/93-	L				+ABS, Eng. S.P.I.	<b>655-237</b>	44	22	19	22	80	67		80	61	585	s16		
		9/93-	L				-ABS, Eng. S.P.I.	<b>655-235</b>		22	19	22	80	67		80	61	585	s16		
		9/93-	R				+ABS, Eng. S.P.I.	<b>655-238</b>	44	22	19	22	80	67		80	61	870	s16		
		9/93-	R				-ABS, Eng. S.P.I.	<b>655-236</b>		22	19	22	80	67		80	61	870	s16		
1.2 16v, Cabrio (63 kW) Eng. 176B9.000		97-99		•		+/-ABS	<b>613-538</b>				20	68	80								
		97-99		•		+ABS	<b>607-106</b>	44	22	20	71,6	80	40						4a	3	
		97-99		•		-ABS	<b>607-105</b>		22	20	71,6	80	40						4a	3	
		97-99	L				+ABS, Eng. S.P.I.	<b>655-237</b>	44	22	19	22	80	67		80	61	585	s16		
		97-99	L				-ABS, Eng. S.P.I.	<b>655-235</b>		22	19	22	80	67		80	61	585	s16		
		97-99	R				+ABS, Eng. S.P.I.	<b>655-238</b>	44	22	19	22	80	67		80	61	870	s16		
		97-99	R				-ABS, Eng. S.P.I.	<b>655-236</b>		22	19	22	80	67		80	61	870	s16		
1.2 60, Cabrio (43 kW) Eng. 176A7.000		94-99		•		+/-ABS	<b>613-538</b>				20	68	80								
		94-99		•		+ABS	<b>607-106</b>	44	22	20	71,6	80	40						4a	3	
		94-99		•		-ABS	<b>607-105</b>		22	20	71,6	80	40						4a	3	
		94-99	L				+ABS, Eng. S.P.I.	<b>655-237</b>	44	22	19	22	80	67		80	61	585	s16		
		94-99	L				-ABS, Eng. M.P.I.	<b>655-245</b>		22	20	22	80	72		80	61	585	s16		
		94-99	L				-ABS, Eng. S.P.I.	<b>655-235</b>		22	19	22	80	67		80	61	585	s16		
		94-99	R				+ABS, Eng. S.P.I.	<b>655-238</b>	44	22	19	22	80	67		80	61	870	s16		
		94-99	R				-ABS, Eng. M.P.I.	<b>655-246</b>		22	20	22	80	72		80	61	870	s16		
94-99		R				-ABS, Eng. S.P.I.	<b>655-236</b>		22	19	22	80	67		80	61	870	s16			






























































<b>Punto I (176,C), Cabrio '93-'99</b>			L/R			NOTE	CIFAM ref.	ABS	A	B	C	D	E	F	H	I	L	M	Fig	
1.2 60, Cabrio (44 kW) Eng. 176B1.000/ 176B4.000		94-99		●		+/-ABS	<b>613-538</b>				20	68	80							
		94-99		●		+ABS	<b>607-106</b>	44	22	20	71,6	80	40					4a	3	
		94-99		●		-ABS	<b>607-105</b>		22	20	71,6	80	40						4a	3
		94-99	L				+ABS, Eng. S.P.I.	<b>655-237</b>	44	22	19	22	80	67		80	61	585	s16	
		94-99	L				-ABS, Eng. M.P.I.	<b>655-245</b>		22	20	22	80	72		80	61	585	s16	
		94-99	L				-ABS, Eng. S.P.I.	<b>655-235</b>		22	19	22	80	67		80	61	585	s16	
		94-99	R				+ABS, Eng. S.P.I.	<b>655-238</b>	44	22	19	22	80	67		80	61	870	s16	
		94-99	R				-ABS, Eng. M.P.I.	<b>655-246</b>		22	20	22	80	72		80	61	870	s16	
94-99	R				-ABS, Eng. S.P.I.	<b>655-236</b>		22	19	22	80	67		80	61	870	s16			
1.2 75 (54 kW) Eng. 176A8.000		94-99		●		+/-ABS	<b>613-538</b>				20	68	80							
		94-99		●		+ABS	<b>607-106</b>	44	22	20	71,6	80	40					4a	3	
		94-99		●		-ABS	<b>607-105</b>		22	20	71,6	80	40						4a	3
		94-99	L				+ABS, Eng. S.P.I.	<b>655-237</b>	44	22	19	22	80	67		80	61	585	s16	
		94-99	L				-ABS, Eng. M.P.I.	<b>655-245</b>		22	20	22	80	72		80	61	585	s16	
		94-99	L				-ABS, Eng. S.P.I.	<b>655-235</b>		22	19	22	80	67		80	61	585	s16	
		94-99	R				+ABS, Eng. S.P.I.	<b>655-238</b>	44	22	19	22	80	67		80	61	870	s16	
		94-99	R				-ABS, Eng. M.P.I.	<b>655-246</b>		22	20	22	80	72		80	61	870	s16	
94-99	R				-ABS, Eng. S.P.I.	<b>655-236</b>		22	19	22	80	67		80	61	870	s16			
1.4 GT T. (96 kW) Eng. 176B6.000		96-		●		+ABS	<b>613-149</b>				25	86	96							
		96-		●		+ABS	<b>607-212</b>	44	25	25	52	90	47					4	3	
1.4 GT T. (98 kW) Eng. 176A4.000		94-96		●		+/-ABS, Vett 0305276-	<b>613-149</b>				25	86	96							
		94-96		●		+ABS, Vett -0305275	<b>613-020</b>				25	86	96							
		94-96		●		-ABS, Vett -0305275	<b>613-092</b>				25	86	96							
		94-96			●		<b>614-019</b>				25	62	81							
		94-96			●		+ABS, Vett -0305275	<b>607-110</b>	44	25	25	52	90	47					4	2
		94-96			●		+ABS, Vett 0305276-	<b>607-212</b>	44	25	25	52	90	47					4	3
		94-96			●		-ABS, Vett -0305275	<b>607-109</b>		25	25	52	90	47					4	2
		94-96			●		-ABS, Vett 0305276-	<b>607-211</b>		25	25	52	90	47					4	3
		94-96			●		<b>617-020</b>			25		100								
		94-96	L				+ABS	<b>655-534</b>	44	25	25		90	100		85		479	s10	
		94-96	L				-ABS	<b>655-532</b>		25	25		90	100		85		479	s10	
		94-96	R				+ABS	<b>655-535</b>	44	25	25		90	100		85		498	s10	
94-96		R				-ABS	<b>655-533</b>		25	25		90	100		85		498	s7		
































<b>Punto I (176,C), Cabrio '93-'99</b>		L/R			NOTE	CIFAM ref.	ABS	A	B	C	D	E	F	H	I	L	M	Fig		
1.6 90, Cabrio (65 kW) Eng. 176A9.000		94-97		●	+/-ABS	<b>613-538</b>				20	68	80								
		94-97		●	+ABS	<b>607-106</b>	44	22	20	71,6	80	40						4a	3	
		94-97		●	-ABS	<b>607-105</b>		22	20	71,6	80	40							4a	3
		94-97	L			-ABS, Eng. M.P.I.	<b>655-245</b>		22	20	22	80	72		80	61	585		s16	
		94-97	R			-ABS, Eng. M.P.I.	<b>655-246</b>		22	20	22	80	72		80	61	870		s16	
1.7 D (42 kW) Eng. 176B3.000		94-97		●	+/-ABS	<b>613-538</b>				20	68	80								
		94-97		●	+ABS	<b>607-106</b>	44	22	20	71,6	80	40							4a	3
		94-97		●	-ABS	<b>607-105</b>		22	20	71,6	80	40							4a	3
		94-97	L			-ABS, Eng. M.P.I.	<b>655-245</b>		22	20	22	80	72		80	61	585		s16	
		94-97	R			-ABS, Eng. M.P.I.	<b>655-246</b>		22	20	22	80	72		80	61	870		s16	
1.7 TD (52 kW) Eng. 176A5.000		10/96-7/99		●	+/-ABS	<b>613-167</b>				20	75	105								
		7/96-10/96		●	+/-ABS	<b>613-149</b>				25	86	96								
		94-6/96		●	+ABS	<b>613-020</b>				25	86	96								
		94-6/96		●	-ABS	<b>613-092</b>				25	86	96								
		94-7/99			●		<b>614-019</b>				25	62	81							
		10/96-7/99		●	+ABS	<b>607-210</b>	44	25	22	52	87	47							4	3
		10/96-7/99		●	-ABS	<b>607-209</b>		25	22	52	83	47							4	3
		7/96-10/96		●	+ABS	<b>607-212</b>	44	25	25	52	90	47							4	3
		7/96-10/96		●	-ABS	<b>607-211</b>		25	25	52	90	47							4	3
		94-6/96		●	+ABS	<b>607-110</b>	44	25	25	52	90	47							4	2
		94-6/96		●	-ABS	<b>607-109</b>		25	25	52	90	47							4	2
		94-7/99			●		<b>617-020</b>			25		100								
		94-96	L			+ABS	<b>655-534</b>	44	25	25		90	100		85		479		s10	
		94-96	L			-ABS	<b>655-532</b>		25	25		90	100		85		479		s10	
		94-96	R			+ABS	<b>655-535</b>	44	25	25		90	100		85		498		s10	
		94-96	R			-ABS	<b>655-533</b>		25	25		90	100		85		498		s7	
1.7 TD, TDs (46 kW) Eng. 176B7.000		96-99		●	+/-ABS	<b>613-091</b>				20	68	80								
		96-99		●	+/-ABS	<b>613-167</b>				20	75	105								
		96-99			●		<b>614-019</b>				25	62	81							
		96-99		●	+ABS	<b>607-210</b>	44	25	22	52	87	47							4	3
		96-99		●	+ABS	<b>607-227</b>	44	22	22	46	79,8	40							4a	3
		96-99		●	-ABS	<b>607-209</b>		25	22	52	83	47							4	3
		96-99		●	-ABS	<b>607-226</b>		22	22	46	80	40							4a	3
		96-99			●		<b>617-020</b>			25		100								



























<b>Punto I (176,C), Cabrio '93-'99</b>			L/R			NOTE	CIFAM ref.	ABS	A	B	C	D	E	F	H	I	L	M	Fig	
1.7 TD, TDs (51 kW) Eng. 176A3.000		10/96-7/99		•		+/-ABS	<b>613-167</b>				20	75	105							
		94-6/96		•		+ABS	<b>613-020</b>				25	86	96							
		94-6/96		•		-ABS	<b>613-092</b>				25	86	96							
		94-7/99			•		<b>614-019</b>				25	62	81							
		10/96-7/99		•			+ABS	<b>607-210</b>	44	25	22	52	87	47					4	3
		10/96-7/99		•			-ABS	<b>607-209</b>		25	22	52	83	47					4	3
		94-6/96		•			+ABS	<b>607-110</b>	44	25	25	52	90	47					4	2
		94-6/96		•			-ABS	<b>607-109</b>		25	25	52	90	47					4	2
		94-7/99			•		<b>617-020</b>			25		100								
	<b>Punto II (188) '99-'03</b>			L/R			NOTE	CIFAM ref.	ABS	A	B	C	D	E	F	H	I	L	M	Fig
1.2 (44 kW) Eng. 188A4.000		99-03		•		M/T, 6/7Sp	<b>613-216</b>				20	68	80							
			99-03			•	M/T, 6/7Sp	<b>614-019</b>				25	62	81						
		99-03		•		M/T, 6/7Sp	<b>607-296</b>		22	21	51	75	40					4a	1	
		99-03			•	M/T, 6/7Sp	<b>617-020</b>			25		100								
		99-03	L				<b>655-536</b>		22	20	22	75	72		90	61	611	s16		
		99-03	R				<b>655-537</b>		22	20	22	75	72		90	61	840	s16		
1.2 16v (59 kW) Eng. 188A5.000		99-03		•		M/T, 6/7Sp	<b>613-216</b>				20	68	80							
			99-03		•		M/T, 6/7Sp	<b>607-296</b>		22	21	51	75	40					4a	1
		99-03	L				M/T	<b>655-536</b>		22	20	22	75	72		90	61	611	s16	
		99-03	R				M/T	<b>655-537</b>		22	20	22	75	72		90	61	840	s16	
1.8 HGT (96 kW) Eng. 183A1.000/ 188A6.000		99-03		•			<b>613-149</b>				25	86	96							
			99-03			•		<b>614-019</b>				25	62	81						
		99-03		•				<b>607-258</b>		25	25	51	90	47					4	3
			99-03			•		<b>617-020</b>			25		100							
		99-03	L					<b>655-424</b>		25			90	100	39,3	85		460	s1	
		99-03	R					<b>655-538</b>		25	25		90	100		85		497		
1.9 DS 60 (44 kW) Eng. 188A3.000		99-03		•			<b>613-216</b>				20	68	80							
			99-03			•		<b>614-019</b>				25	62	81						
		99-03		•				<b>607-296</b>		22	21	51	75	40					4a	1
			99-03			•		<b>617-020</b>			25		100							
		99-	L				M/T	<b>655-665</b>		22			75			90		566		
		99-	R				M/T	<b>655-666</b>		22			75			90		880		

<b>Punto II (188) '99-'03</b>			L/R			NOTE	CIFAM ref.	ABS	A	B	C	D	E	F	H	I	L	M	Fig		
1.9 JTD (59 kW) Eng. 188A2.000		99-03		•			<b>613-149</b>				25	86	96								
		99-03			•		<b>614-019</b>				25	62	81								
		99-03		•			<b>607-258</b>		25	25	51	90	47					4	3		
		99-03			•		<b>617-020</b>			25		100									
		99-03	L				<b>655-424</b>		25			90	100	39,3	85			460	s1		
		99-03	R			<b>655-538</b>		25	25		90	100		85			497				
1.9 JTD (63 kW) Eng. 188A7.000		01-03		•			<b>613-149</b>				25	86	96								
		01-03		•			<b>607-258</b>		25	25	51	90	47					4	3		
<b>Punto III (188) '03-</b>			L/R			NOTE	CIFAM ref.	ABS	A	B	C	D	E	F	H	I	L	M	Fig		
1.2 16v (59 kW) Eng. 188A5.000		03-05		•			<b>613-216</b>				20	68	80								
		03-05		•			<b>607-296</b>		22	21	51	75	40					4a	1		
		03-05	L			M/T	<b>655-536</b>		22	20	22	75	72		90	61	611	s16			
		03-05	R			M/T	<b>655-537</b>		22	20	22	75	72		90	61	840	s16			
1.2 8v (44 kW) Eng. 188A4.000		03-05		•			<b>613-216</b>				20	68	80								
		03-05		•			<b>607-296</b>		22	21	51	75	40					4a	1		
		03-05	L				<b>655-536</b>		22	20	22	75	72		90	61	611	s16			
		03-05	R				<b>655-537</b>		22	20	22	75	72		90	61	840	s16			
1.2 Natural Power (44 kW) Eng. 188A4.000		03-05		•			<b>613-216</b>				20	68	80								
		03-05		•			<b>607-296</b>		22	21	51	75	40					4a	1		
		03-05	L				<b>655-536</b>		22	20	22	75	72		90	61	611	s16			
		03-05	R				<b>655-537</b>		22	20	22	75	72		90	61	840	s16			
1.3 JTD (51 kW) Eng. 188A9.000		03-05		•			<b>613-149</b>				25	86	96								
		03-05			•		<b>614-019</b>				25	62	81								
		03-05		•			<b>607-258</b>		25	25	51	90	47					4	3		
		03-05			•		<b>617-020</b>			25		100									
		03-05	L			Ch -0822487	<b>655-424</b>		25			90	100	39,3	85			460	s1		
		03-05	L			M/T, Ch 0822488-	<b>655-922</b>		25		24	82,1	80		84,5	67,9	537	s3			
		03-05	R			Ch -0822487	<b>655-538</b>		25	25		90	100		85			497			
	03-05	R			M/T, Ch 0822488-	<b>655-923</b>		25		24	82,1	79,2		84,5	379,5	876	s4				
1.4 16v (70 kW) Eng. 843A1.000		03-05		•			<b>613-216</b>				20	68	80								
		03-05		•			<b>607-296</b>		22	21	51	75	40					4a	1		

<b>Punto III (188) '03-</b>			L/R			NOTE	CIFAM ref.	ABS	A	B	C	D	E	F	H	I	L	M	Fig
1.8 16v (96 kW) Eng. 188A6.000		03-05		•			<b>613-149</b>				25	86	96						
		03-05			•		<b>614-019</b>				25	62	81						
		03-05		•			<b>607-258</b>		25	25	51	90	47					4	3
		03-05			•		<b>617-020</b>			25		100							
		03-05	L				<b>655-424</b>		25			90	100	39,3	85			460	s1
		03-05	R			<b>655-538</b>		25	25		90	100		85			497		
1.9 JTD (63 kW) Eng. 188A7.000		01-05		•			<b>613-149</b>				25	86	96						
		01-05		•			<b>607-258</b>		25	25	51	90	47					4	3
		01-05	L				<b>655-424</b>		25			90	100	39,3	85			460	s1
		01-05	R				<b>655-538</b>		25	25		90	100		85			497	
1.9 JTD (74 kW) Eng. 188B2.000		03-05		•			<b>613-287</b>				25	78	130						
		03-05		•			<b>607-449</b>		25	24	51	84	46					4	1
		6/03-	L			M/T, Active sensor ABS	<b>655-962</b>		25		34	84,5	-	-	-	-		587	
		6/03-	R			M/T, Active sensor ABS	<b>655-963</b>		25		34	84,5	-	-	-	-		849	
<b>Regata (138) '83-'90</b>			L/R			NOTE	CIFAM ref.	ABS	A	B	C	D	E	F	H	I	L	M	Fig
1.3 70 (48 kW) Eng. 149A3.000/ 149A7.000		3/88-89		•			<b>613-056</b>				20	68	80						
		9/83-2/88		•			<b>613-002</b>				20	68	80						
		3/88-89		•			<b>607-065</b>		22	20	48,1	80	55					4	3
		9/83-2/88		•			<b>607-002</b>		22	20	48,1	80	55					4	3
1.3 70 (50 kW) Eng. 138B2.000		83-86		•			<b>613-002</b>				20	68	80						
		83-86		•			<b>607-002</b>		22	20	48,1	80	55					4	3
1.5 75 (55 kW) Eng. 138B3.048		83-87		•		A/T	<b>613-003</b>				20	75	105						
		83-87		•		M/T	<b>613-002</b>				20	68	80						
		83-87		•		A/T	<b>607-003</b>		22	25	48,1	85	58					4	2
		83-87		•		M/T	<b>607-002</b>		22	20	48,1	80	55					4	3
1.5 75 (55 kW) Eng. 138C3.048		83-87		•		A/T	<b>613-003</b>				20	75	105						
		83-87		•		M/T	<b>613-002</b>				20	68	80						
		83-87		•		A/T	<b>607-003</b>		22	25	48,1	85	58					4	2
		83-87		•		M/T	<b>607-002</b>		22	20	48,1	80	55					4	3
1.5 85 (58 kW) Eng. 149A5.000		85-87		•		A/T	<b>613-003</b>				20	75	105						
		85-87		•		M/T	<b>613-002</b>				20	68	80						
		85-87		•		A/T	<b>607-003</b>		22	25	48,1	85	58					4	2
		85-87		•		M/T	<b>607-002</b>		22	20	48,1	80	55					4	3






















<b>Regata (138) '83-'90</b>			L/R			NOTE	CIFAM ref.	ABS	A	B	C	D	E	F	H	I	L	M	Fig	
1.5 85 (60 kW) Eng. 138B3.000		83-85		•		A/T	<b>613-003</b>				20	75	105							
		83-85		•		M/T	<b>613-002</b>				20	68	80							
		83-85		•		A/T	<b>607-003</b>		22	25	48,1	85	58					4	2	
		83-85		•		M/T	<b>607-002</b>		22	20	48,1	80	55					4	3	
1.5 i.e. 75 (55 kW) Eng. 138C2.048/ 149C1.000		85-89		•		A/T	<b>613-003</b>				20	75	105							
		85-89		•		M/T	<b>613-002</b>				20	68	80							
		85-89		•		A/T	<b>607-003</b>		22	25	48,1	85	58					4	2	
		85-89		•		M/T	<b>607-002</b>		22	20	48,1	80	55					4	3	
1.6 100 Super (70-74 kW) Eng. 149A2.000/ 149A4.000/ 149C3.000		9/83-90		•			<b>613-003</b>				20	75	105							
		9/83-90			•		<b>614-002</b>				25	62	81							
		9/83-90		•			<b>607-003</b>		22	25	48,1	85	58					4	2	
		9/83-90			•		<b>617-002</b>			25		100								
1.6 85 (60 kW) Eng. 149A.000		9/83-90		•			<b>613-002</b>				20	68	80							
		9/83-90		•			<b>607-002</b>		22	20	48,1	80	55					4	3	
1.6 i.e. 90 (66 kW) Eng. 149C2.000		87-89		•			<b>613-003</b>				20	75	105							
		87-89			•		<b>614-002</b>				25	62	81							
		87-89		•			<b>607-003</b>		22	25	48,1	85	58					4	2	
		87-89			•		<b>617-002</b>			25		100								
1.7 D (44 kW) Eng. 149B3.000		85-89		•			<b>613-002</b>				20	68	80							
		85-89		•			<b>607-002</b>		22	20	48,1	80	55					4	3	
1.7 D 60 (43 kW) Eng. 138B6.000		83-86		•			<b>613-002</b>				20	68	80							
		83-86		•			<b>607-002</b>		22	20	48,1	80	55					4	3	
1.9 D 65 (48 kW) Eng. 149A1.000		84-89		•			<b>613-002</b>				20	68	80							
		84-89		•			<b>607-002</b>		22	20	48,1	80	55					4	3	
1.9 TD 80 (59 kW) Eng. 831D1.000		86-89		•			<b>613-003</b>				20	75	105							
		86-89			•		<b>614-002</b>				25	62	81							
		86-89		•			<b>607-003</b>		22	25	48,1	85	58					4	2	
		86-89			•		<b>617-002</b>			25		100								
<b>Ritmo Bertone Cabrio '80-'89</b>			L/R			NOTE	CIFAM ref.	ABS	A	B	C	D	E	F	H	I	L	M	Fig	
1.5 85 (60 kW) Eng. 138B3.000		83-86		•		M/T	<b>613-003</b>				20	75	105							
		83-86		•		M/T	<b>607-003</b>		22	25	48,1	85	58					4	2	


























<b>Ritmo Bertone Cabrio '80-'89</b>			L/R			NOTE	CIFAM ref.	ABS	A	B	C	D	E	F	H	I	L	M	Fig	
1.5 85 (63 kW) Eng. 138A4.000		1/80-7/89		•		M/T	613-003				20	75	105							
		1/80-7/89		•		M/T	607-003		22	25	48,1	85	58					4	2	
1.6 100 (74 kW) Eng. 138AR.048		85-87		•		M/T	613-003				20	75	105							
		85-87		•		M/T	614-002				25	62	81							
		85-87		•		M/T	607-003		22	25	48,1	85	58					4	2	
		85-87		•		M/T	617-002			25		100								
1.6 100 (77 kW) Eng. 138AR.000		85-87		•		M/T	613-003				20	75	105							
		85-87		•		M/T	614-002				25	62	81							
		85-87		•		M/T	607-003		22	25	48,1	85	58					4	2	
		85-87		•		M/T	617-002			25		100								
<b>Ritmo I (138A) '78-'87</b>			L/R			NOTE	CIFAM ref.	ABS	A	B	C	D	E	F	H	I	L	M	Fig	
1.0 (44 kW) Eng. 127A6.000		78-9/82		•		M/T	613-002				20	68	80							
		78-9/82		•		M/T	607-002		22	20	48,1	80	55					4	3	
1.3 (55 kW) Eng. 138A3.000		81-82		•		M/T	613-002				20	68	80							
		81-82		•		M/T	607-002		22	20	48,1	80	55					4	3	
1.3 65 (48 kW) Eng. 138A1.000		1/78-9/82		•		M/T	613-002				20	68	80							
		1/78-9/82		•		M/T	607-002		22	20	48,1	80	55					4	3	
1.5 (55-63 kW) Eng. 138A2.000		78-82		•		A/T	613-002				20	68	80							
		78-82		•		M/T	613-003				20	75	105							
		78-82		•		A/T	607-002		22	20	48,1	80	55					4	3	
		78-82		•		M/T	607-003		22	25	48,1	85	58					4	2	
1.5 75 (55 kW) Eng. 138C3.048		78-82		•		A/T	613-002				20	68	80							
		78-82		•		M/T	613-003				20	75	105							
		78-82		•		A/T	607-002		22	20	48,1	80	55					4	3	
		78-82		•		M/T	607-003		22	25	48,1	85	58					4	2	
1.5 i.e. 75 (55 kW) Eng. 138C2.048/ 149C1.000		85-87		•		A/T	613-002				20	68	80							
		85-87		•		M/T	613-003				20	75	105							
		85-87		•		A/T	607-002		22	20	48,1	80	55					4	3	
		85-87		•		M/T	607-003		22	25	48,1	85	58					4	2	


























<b>Ritmo I (138A) '78-'87</b>			L/R			NOTE	CIFAM ref.	ABS	A	B	C	D	E	F	H	I	L	M	Fig
1.6 105 (77 kW) Eng. 138AR.000		81-82		•		M/T	<b>613-003</b>				20	75	105						
		81-82			•	M/T	<b>614-002</b>				25	62	81						
		81-82		•		M/T	<b>607-003</b>		22	25	48,1	85	58					4	2
		81-82			•	M/T	<b>617-002</b>			25		100							
1.7 D 55 (40-43 kW) Eng. 138A5.000/ 138B5.000		10/79-9/82		•		M/T	<b>613-002</b>				20	68	80						
		10/79-9/82		•		M/T	<b>607-002</b>		22	20	48,1	80	55					4	3
<b>Ritmo II (138A) '82-'88</b>			L/R			NOTE	CIFAM ref.	ABS	A	B	C	D	E	F	H	I	L	M	Fig
1.1 60 (40 kW) Eng. 138B.000/ 138B1.000		82-85		•		M/T	<b>613-002</b>				20	68	80						
		82-85		•		M/T	<b>607-002</b>		22	20	48,1	80	55					4	3
1.1 60 (43 kW) Eng. 146A4.048		85-87		•		M/T	<b>613-002</b>				20	68	80						
		85-87		•		M/T	<b>607-002</b>		22	20	48,1	80	55					4	3
1.3 70 (50 kW) Eng. 138B2.000		1/83-4/85		•		M/T	<b>613-002</b>				20	68	80						
		1/83-4/85		•		M/T	<b>607-002</b>		22	20	48,1	80	55					4	3
1.5 75 (55 kW) Eng. 138A4.000		9/85-12/88		•		A/T	<b>613-002</b>				20	68	80						
		9/85-12/88		•		M/T	<b>613-003</b>				20	75	105						
		9/85-12/88		•		A/T	<b>607-002</b>		22	20	48,1	80	55					4	3
		9/85-12/88		•		M/T	<b>607-003</b>		22	25	48,1	85	58					4	2
1.5 85 (58 kW) Eng. 149A5.000		85-87		•		A/T	<b>613-002</b>				20	68	80						
		85-87		•		M/T	<b>613-003</b>				20	75	105						
		85-87		•		A/T	<b>607-002</b>		22	20	48,1	80	55					4	3
		85-87		•		M/T	<b>607-003</b>		22	25	48,1	85	58					4	2
1.5 85 (60 kW) Eng. 138B3.000		83-87		•		A/T	<b>613-002</b>				20	68	80						
		83-87		•		M/T	<b>613-003</b>				20	75	105						
		83-87		•		A/T	<b>607-002</b>		22	20	48,1	80	55					4	3
		83-87		•		M/T	<b>607-003</b>		22	25	48,1	85	58					4	2
1.5 i.e. 75 (55 kW) Eng. 138C2.048/ 149C1.000		9/85-12/88		•		A/T	<b>613-002</b>				20	68	80						
		9/85-12/88		•		M/T	<b>613-003</b>				20	75	105						
		9/85-12/88		•		A/T	<b>607-002</b>		22	20	48,1	80	55					4	3
		9/85-12/88		•		M/T	<b>607-003</b>		22	25	48,1	85	58					4	2











































<b>Seicento (187) '98-</b>			L/R			NOTE	CIFAM ref.	ABS	A	B	C	D	E	F	H	I	L	M	Fig	
0.9 (29 kW) Eng. 1170A1.046		9/98-		●		Ch -47302	<b>613-058</b>				20	68	80							
		9/98-		●		Ch 47303-	<b>613-282</b>				20	68	80							
		9/98-		●		Ch -47302	<b>607-067</b>	22	20	71,4	72	41						4a	3	
		9/98-		●		Ch 47303-	<b>607-410</b>	22	20	47	72	43							4a	3
				L			M/T, Ch 47303-	<b>655-659</b>	22			72		29,1	75,9			534	s7	
				R			M/T, Ch 47303-	<b>655-660</b>	22			72		29,1	75,9			796	s7	
			98-	L			Ch -47302	<b>655-231</b>	22	19		72		29,2	74			535	s7	
			98-	R			Ch -47302	<b>655-232</b>	22	19		72		29,2	74			796	s7	
1.1 (40 kW) Eng. 176B2.000/ 187A1.000		98-		●		M/T, Ch -47302	<b>613-058</b>				20	68	80							
		98-		●		M/T, Ch 47303-	<b>613-282</b>				20	68	80							
		98-		●		M/T, Ch -47302	<b>607-067</b>	22	20	71,4	72	41						4a	3	
		98-		●		M/T, Ch 47303-	<b>607-410</b>	22	20	47	72	43							4a	3
			98-	L			M/T, Ch -47302	<b>655-233</b>	22	19	22	72	67	29,2	74	61	555	s16		
			98-	L			M/T, G.Box 157	<b>655-659</b>	22			72		29,1	75,9			534	s7	
			98-	L			M/T, Ch 47303-	<b>655-657</b>	22	22		72	67		75,9	61	553	s16		
			98-	R			M/T, Ch -47302	<b>655-234</b>	22		22	72	67	29,2	74	61	775	s16		
			98-	R			M/T, G.Box 157	<b>655-660</b>	22			72		29,1	75,9			796	s7	
			98-	R			M/T, Ch 47303-	<b>655-658</b>	22		22	72	67		75,9	61	774	s3		
<b>Stilo (192), MultiWagon '01-</b>			L/R			NOTE	CIFAM ref.	ABS	A	B	C	D	E	F	H	I	L	M	Fig	
1.2 16v (Exc. SW) (59 kW) Eng. 188A5.000		02-		●			<b>613-216</b>				20	68	80							
		02-		●			<b>607-296</b>	22	21	51	75	40						4a	1	
		02-	L				M/T	<b>655-817</b>	22	22		75	72		90	61	656	s3		
		02-	R					<b>655-818</b>	22	22		75	72		90	61	918	s3		
1.4 16v (66 kW) Eng. 192B2.000		07-		●			<b>613-271</b>				20	68	100							
		07-		●			<b>607-396</b>	25	22	51	79	47						4	1	
		07-	L					<b>655-773</b>	25		22	79	72		84	61	655			
		07-	R					<b>655-712</b>	25		22	79	72		84	61	917			
1.4 16v (70 kW) Eng. 843A1.000		1/04-		●			<b>613-271</b>				20	68	100							
		1/04-		●			<b>607-396</b>	25	22	51	79	47						4	1	
		04-	L					<b>655-773</b>	25		22	79	72		84	61	655			
		04-	R					<b>655-712</b>	25		22	79	72		84	61	917			



































Stilo (192), MultiWagon '01-		L/R			NOTE	CIFAM ref.	ABS	A	B	C	D	E	F	H	I	L	M	Fig	
1.6 16v (76 kW) Eng. 182B6.000		10/01-		●	-ABS	613-271				20	68	100							
		10/01-		●	-ABS	607-396		25	22	51	79	47					4	1	
		01-	L			M/T	655-655		25	22		79	72	32	84	61	636	s16	
		01-	R			M/T	655-656		25	22		79	72	32	84	61	938		
1.6 16V (77 kW) Eng. 192B3.000		05-		●	-ABS	613-271				20	68	100							
		05-		●	-ABS	607-396		25	22	51	79	47					4	1	
1.8 16v (98 kW) Eng. 192A4.000		01-		●	Ch -0276610	613-179				25	86	96							
		04-		●	Ch 0279622-	613-287				25	78	130							
		01-			●		614-019				25	62	81						
		01-			●	Ch -0276610	607-245		25	25	59	89	47					4	3
		04-			●	Ch 0279622-	607-493		25	24	51	84,4	47,4					4	1
		01-			●		617-020			25		100							
		01-	L			M/T	655-653		25			84,5	100		84,5		512	s10	
		01-	R			M/T	655-654		25			84,5	100		84		490	s10	
1.9 JTD (103 kW) Eng. 192A5.000		1/04-		●		613-093				25	90	107							
		1/04-		●		607-388		25	26	59	91	48					4	1	
1.9 JTD (59 kW) Eng. 192A3.000		02-		●	Ch -6276610	613-179				25	86	96							
		02-			●		614-019				25	62	81						
		02-			●	Ch -6276610	607-245		25	25	59	89	47				4	3	
		02-			●		617-020			25		100							
		02-	L			M/T	655-653		25			84,5	100		84,5		512	s10	
		02-	R			M/T	655-654		25			84,5	100		84		490	s10	
1.9 JTD (85 kW) Eng. 192A1.000/ 937A7.000		10/01-3/04		●	-ABS	613-191				25	90	107							
		3/04-		●		613-287				25	78	130							
		10/01-3/04			●	-ABS	607-387		25	26	51	91	48					4	1
		3/04-			●		607-493		25	24	51	84,4	47,4					4	1
		01-	L			M/T, Ch -0279622	655-651		25		34	91	86	43,2	84,3	56	631	s9	
		01-	L			M/T, Ch 0279623-	655-823		25	34		84,5	82		85	56,5	631	s3	
		01-	R			M/T, Ch -0279622	655-652		25			91	85,7	43,2		411	924	s6	
		01-	R			M/T, Ch 0279623-	655-824		25	34		84,5	82		85	411	924	s4	
1.9 JTD (Belgium) (100 kW) Eng. 192B1.000		04-		●		613-093				25	90	107							
		04-		●		607-388		25	26	59	91	48					4	1	

<b>Stilo (192), MultiWagon '01-</b>			L/R			NOTE	CIFAM ref.	ABS	A	B	C	D	E	F	H	I	L	M	Fig		
1.9 JTD (France) (93 kW) Eng. 937A4.000		03-		•			<b>613-093</b>				25	90	107								
		03-		•			<b>607-388</b>		25	26	59	91	48					4	1		
1.9 MJT (110 kW) Eng. 937A5.000		05-		•			<b>613-093</b>				25	90	107								
		05-		•			<b>607-388</b>		25	26	59	91	48					4	1		
1.9 MJT (74 kW) Eng. 192A9.000		05-		•			<b>613-287</b>				25	78	130								
		05-		•			<b>614-019</b>				25	62	81								
		05-		•			<b>607-493</b>		25	24	51	84,4	47,4					4	1		
		05-		•			<b>617-020</b>			25		100									
		05-	L			M/T	<b>655-653</b>		25			84,5	100		84,5		512	s10			
		05-	R			M/T	<b>655-654</b>		25			84,5	100		84		490	s10			
1.9 MJT (88 kW) Eng. 192A8.000		05-		•			<b>613-287</b>				25	78	130								
		05-		•			<b>607-493</b>		25	24	51	84,4	47,4					4	1		
		05-	L			M/T, Ch -653437	<b>655-823</b>		25	34		84,5	82		85	56,5	631	s3			
		05-	L			M/T, Ch 653438-	<b>655-836</b>		25	25		91	85,8		84,3	75	632	s3			
		05-	R			M/T, Ch -653437	<b>655-824</b>		25	34		84,5	82		85	411	924	s4			
05-	R			M/T, Ch 653438-	<b>655-837</b>		25	25		91	85,8		84,3	377	932	s4					
2.4 20v (Exc. SW) (125 kW) Eng. 192A2.000		10/01-		•		-ABS	<b>613-093</b>				25	90	107								
		10/01-		•		-ABS	<b>607-388</b>		25	26	59	91	48					4	1		
<b>Tempra (159) '90-'96</b>			L/R			NOTE	CIFAM ref.	ABS	A	B	C	D	E	F	H	I	L	M	Fig		
1.4 i.e. (51 kW) Eng. 160A1.046		92-96		•		+/-ABS, M/T+A/T	<b>613-538</b>				20	68	80								
		92-96		•		+ABS	<b>613-020</b>				25	86	96								
		92-96		•		-ABS, M/T+A/T	<b>613-016</b>				20	68	80								
		92-96		•		A/T	<b>614-002</b>				25	62	81								
		92-96		•		+ABS	<b>607-095</b>		90	25	25	52	90	47					4	2	
		92-96		•		+ABS, M/T+A/T	<b>607-106</b>		44	22	20	71,6	80	40					4a	3	
		92-96		•		-ABS, M/T+A/T	<b>607-013</b>			22	20	71,6	80	40					4a	3	
		92-96		•		A/T	<b>617-002</b>			25		100									
























Tempra (159) '90-'96			L/R 	NOTE	CIFAM ref.	ABS	A	B	C	D	E	F	H	I	L	M	Fig	
1.8 i.e. (77 kW) Eng. 159A4.046		92-96	•	+ABS	613-020				25	86	96							
		92-96	•	-ABS	613-033				20	75	105							
		92-96		•		614-002			25	62	81							
		92-96	•	+ABS	607-093	44	25	25	52	90	47						4	2
		92-96	•	+ABS	607-095	90	25	25	52	90	47						4	2
		92-96	•	-ABS	607-032		25	25	52	85	47						4	2
		92-96		•		617-002		25		100								
1.9 D (48 kW) Eng. 160A7.000		91-96	•	+/-ABS	613-538				20	68	80							
		91-96	•	+ABS	613-020				25	86	96							
		91-96	•	-ABS	613-016				20	68	80							
		91-96	•	+ABS	607-095	90	25	25	52	90	47						4	2
		91-96	•	+ABS	607-106	44	22	20	71,6	80	40						4a	3
		91-96	•	-ABS	607-013		22	20	71,6	80	40						4a	3
1.9 TD (59 kW) Eng. 160B6.046		92-96	•	+ABS	613-020				25	86	96							
		92-96	•	-ABS	613-033				20	75	105							
		92-96		•	+ABS	614-002			25	62	81							
		92-96	•	+ABS	607-093	44	25	25	52	90	47						4	2
		92-96	•	+ABS	607-095	90	25	25	52	90	47						4	2
		92-96	•	-ABS	607-032		25	25	52	85	47						4	2
		92-96		•	+ABS	617-002		25		100								
1.9 TD (66 kW) Eng. 160A6.000/ 160D1.000		90-96	•	+ABS	613-020				25	86	96							
		90-96	•	-ABS	613-033				20	75	105							
		90-96		•		614-002			25	62	81							
		90-96	•	+ABS	607-093	44	25	25	52	90	47						4	2
		90-96	•	+ABS	607-095	90	25	25	52	90	47						4	2
		90-96	•	-ABS	607-032		25	25	52	85	47						4	2
		90-96		•		617-002		25		100								
2.0 i.e., 4WD (83 kW) Eng. 159A6.046		2/90-8/96	•	+ABS	613-020				25	86	96							
		2/90-8/96		•		614-002			25	62	81							
		2/90-8/96	•			607-016		25	25	52	90	47					4	2
		2/90-8/96	•	+ABS	607-093	44	25	25	52	90	47						4	2
		2/90-8/96	•	+ABS	607-095	90	25	25	52	90	47						4	2
		2/90-8/96		•		617-002		25		100								

Tempra (159) SW '90-'96		L/R			NOTE	CIFAM ref.	ABS	A	B	C	D	E	F	H	I	L	M	Fig	
1.4 i.e. (51 kW) Eng. 160A1.046/ 836A4.000		2/90-8/96	•		+/-ABS, M/T+A/T	613-538				20	68	80							
		2/90-8/96	•		+ABS	613-020				25	86	96							
		2/90-8/96	•		-ABS, M/T+A/T	613-016				20	68	80							
		2/90-8/96		•		A/T	614-002				25	62	81						
			2/90-8/96	•		+ABS	607-095	90	25	25	52	90	47					4	2
			2/90-8/96	•			+ABS, M/T+A/T	607-106	44	22	20	71,6	80	40					4a
		2/90-8/96	•			-ABS, M/T+A/T	607-013		22	20	71,6	80	40					4a	3
		2/90-8/96		•		A/T	617-002			25		100							
	1.4 i.e. (52 kW) Eng. 836A4.000		2/90-8/96	•		+/-ABS, M/T+A/T	613-538				20	68	80						
2/90-8/96			•		+ABS	613-020				25	86	96							
2/90-8/96			•		-ABS, M/T+A/T	613-016				20	68	80							
		2/90-8/96		•		A/T	614-002				25	62	81						
			2/90-8/96	•		+ABS	607-095	90	25	25	52	90	47					4	2
			2/90-8/96	•			+ABS, M/T+A/T	607-106	44	22	20	71,6	80	40					4a
		2/90-8/96	•			-ABS, M/T+A/T	607-013		22	20	71,6	80	40					4a	3
		2/90-8/96		•		A/T	617-002			25		100							
1.6 i.e. (55 kW) Eng. 159A3.048/ 835C1.000			92-96	•		+ABS	613-020				25	86	96						
	92-96			•		A/T	614-002				25	62	81						
		92-96	•			+ABS	607-095	90	25	25	52	90	47					4	2
		92-96		•		A/T	617-002			25		100							
1.6 i.e. (63-66 kW) Eng. 159B9.000		94-96	•		+/-ABS, M/T+A/T	613-538				20	68	80							
		94-96	•		-ABS, M/T+A/T	613-016				20	68	80							
		94-96		•		A/T	614-002				25	62	81						
		94-96	•			+ABS, M/T+A/T	607-106	44	22	20	71,6	80	40					4a	3
		94-96	•			-ABS, M/T+A/T	607-013		22	20	71,6	80	40					4a	3
		94-96		•		A/T	617-002			25		100							
1.8 i.e. (66 kW) Eng. 835C4.000		93-96	•		+ABS	613-020				25	86	96							
		93-96	•		-ABS	613-033				20	75	105							
		93-96		•		+ABS	614-002				25	62	81						
		93-96	•			+ABS	607-093	44	25	25	52	90	47					4	2
		93-96	•			+ABS	607-095	90	25	25	52	90	47					4	2
		93-96	•			-ABS	607-032		25	25	52	85	47					4	2
		93-96		•		+ABS	617-002			25		100							
























Tempra (159) SW '90-'96		L/R			NOTE	CIFAM ref.	ABS	A	B	C	D	E	F	H	I	L	M	Fig	
1.8 i.e. (74 kW) Eng. 836A5.000		94-	•		+ABS	613-020				25	86	96							
		94-	•		+ABS	607-110	44	25	25	52	90	47						4	2
1.8 i.e. (76 kW) Eng. 835C2.000		93-	•		+ABS	613-020				25	86	96							
		93-	•		+ABS	607-110	44	25	25	52	90	47						4	2
1.8 i.e. (77 kW) Eng. 159A4.046		92-96	•		+ABS	613-020				25	86	96							
		92-96	•		-ABS	613-033				20	75	105							
		92-96		•	+ABS	614-002				25	62	81							
		92-96	•		+ABS	607-093	44	25	25	52	90	47						4	2
		92-96	•		+ABS	607-095	90	25	25	52	90	47						4	2
		92-96	•		-ABS	607-032		25	25	52	85	47						4	2
		92-96		•	+ABS	617-002			25		100								
1.9 D (48 kW) Eng. 160A7.000		91-96	•		+/-ABS	613-538				20	68	80							
		91-96	•		+ABS	613-020				25	86	96							
		91-96	•		-ABS	613-016				20	68	80							
		91-96	•		+ABS	607-095	90	25	25	52	90	47						4	2
		91-96	•		+ABS	607-106	44	22	20	71,6	80	40						4a	3
		91-96	•		-ABS	607-013		22	20	71,6	80	40						4a	3
1.9 TD (59 kW) Eng. 160B6.046		92-96	•		+ABS	613-020				25	86	96							
		92-96	•		-ABS	613-033				20	75	105							
		92-96		•		614-002				25	62	81							
		92-96	•		+ABS	607-093	44	25	25	52	90	47						4	2
		92-96	•		+ABS	607-095	90	25	25	52	90	47						4	2
		92-96	•		-ABS	607-032		25	25	52	85	47						4	2
		92-96		•		617-002			25		100								
1.9 TD (66 kW) Eng. 160A6.000/ 160D1.000		90-96	•		+ABS	613-020				25	86	96							
		90-96	•		-ABS	613-033				20	75	105							
		90-96		•	+ABS	614-002				25	62	81							
		90-96	•		+ABS	607-093	44	25	25	52	90	47						4	2
		90-96	•		+ABS	607-095	90	25	25	52	90	47						4	2
		90-96	•		-ABS	607-032		25	25	52	85	47						4	2
		90-96		•	+ABS	617-002			25		100								



























































































Tipo (160) '87-'96			L/R 		NOTE	CIFAM ref.	ABS	A	B	C	D	E	F	H	I	L	M	Fig		
1.6 i.e. (55 kW) Eng. 159A3.048/ 835C1.000		92-95		•	+/-ABS, M/T+A/T	613-538				20	68	80								
		92-95		•	-ABS, M/T+A/T	613-016				20	68	80								
		92-95			•	A/T	614-002				25	62	81							
		92-95		•	+ABS, M/T+A/T	607-106	44	22	20	71,6	80	40						4a	3	
		92-95		•	-ABS, M/T+A/T	607-013			22	20	71,6	80	40						4a	3
		92-95			•	A/T	617-002			25		100								
1.6 i.e. (66 kW) Eng. 149C2.046		88-91		•	M/T+A/T	613-016				20	68	80								
		88-91		•	+/-ABS, M/T+A/T	613-538				20	68	80								
		88-91			•	A/T	614-002				25	62	81							
		88-91		•	M/T+A/T	607-013		22	20	71,6	80	40						4a	3	
		88-91		•	+ABS, M/T+A/T	607-106	44	22	20	71,6	80	40						4a	3	
		88-91			•	A/T	617-002			25		100								
1.7 D (43-45 kW) Eng. 149B4.000		88-95		•	+/-ABS	613-538				20	68	80								
		88-95		•	+ABS	613-020				25	86	96								
		88-95		•	-ABS, M/T	613-016				20	68	80								
		88-95			•	+ABS	614-002				25	62	81							
		88-95		•	+ABS	607-095	90	25	25	52	90	47						4	2	
		88-95		•	+ABS	607-106	44	22	20	71,6	80	40						4a	3	
		88-95		•	-ABS, M/T	607-013		22	20	71,6	80	40						4a	3	
	88-95			•	+ABS	617-002			25		100									
1.8 i.e (71 kW) Eng. 836A5.000		93-		•	+ABS	613-020				25	86	96								
		93-		•	-ABS	613-033				20	75	105								
		93-		•	+ABS	607-110	44	25	25	52	90	47						4	2	
		93-		•	-ABS	607-032		25	25	52	85	47						4	2	
1.8 i.e. (66 kW) Eng. 835C4.000		93-95		•	+ABS	613-020				25	86	96								
		93-95		•	-ABS	613-033				20	75	105								
		93-95			•		614-002				25	62	81							
		93-95		•	+ABS	607-093	44	25	25	52	90	47						4	2	
		93-95		•	+ABS	607-095	90	25	25	52	90	47						4	2	
		93-95		•	-ABS	607-032		25	25	52	85	47						4	2	
		93-95			•		617-002			25		100								










<b>Tipo (160) '87-'96</b>			L/R 		NOTE	CIFAM ref.	ABS	A	B	C	D	E	F	H	I	L	M	Fig		
1.9 TD (66 kW) Eng. 160A6.000/ 160A6.048/ 160D1.000		90-95		•	+ABS	<b>613-020</b>				25	86	96								
		90-95		•	-ABS	<b>613-033</b>				20	75	105								
		90-95			•		<b>614-002</b>				25	62	81							
		90-95		•		+ABS	<b>607-093</b>	44	25	25	52	90	47						4	2
		90-95		•		+ABS	<b>607-095</b>	90	25	25	52	90	47						4	2
		90-95		•		-ABS	<b>607-032</b>		25	25	52	85	47						4	2
		90-95			•		<b>617-002</b>			25		100								
2.0 16v (102-104 kW) Eng. 836A3.000/ 836A3.001		93-		•	+ABS	<b>613-020</b>				25	86	96								
		93-		•	-ABS	<b>613-092</b>				25	86	96								
		93-		•		+ABS	<b>607-110</b>	44	25	25	52	90	47						4	2
		93-		•		-ABS	<b>607-109</b>		25	25	52	90	47						4	2
2.0 i.e. (80 kW) Eng. 159A5.046		90-92		•	+/-ABS	<b>613-020</b>				25	86	96								
		90-92			•		<b>614-002</b>				25	62	81							
		90-92		•		+ABS	<b>607-093</b>	44	25	25	52	90	47						4	2
		90-92		•		+ABS	<b>607-095</b>	90	25	25	52	90	47						4	2
		90-92		•		-ABS	<b>607-016</b>		25	25	52	90	47						4	2
		90-92			•		<b>617-002</b>			25		100								
2.0 i.e., 4WD (83 kW) Eng. 159A6.046		90-95		•	+/-ABS	<b>613-020</b>				25	86	96								
		90-95			•		<b>614-002</b>				25	62	81							
		90-95		•		+ABS	<b>607-093</b>	44	25	25	52	90	47						4	2
		90-95		•		+ABS	<b>607-095</b>	90	25	25	52	90	47						4	2
		90-95		•		-ABS	<b>607-016</b>		25	25	52	90	47						4	2
		90-95			•		<b>617-002</b>			25		100								
<b>Ulysse I (220) '94-'02</b>			L/R 		NOTE	CIFAM ref.	ABS	A	B	C	D	E	F	H	I	L	M	Fig		
1.8 (73 kW) Eng. LFW		97-02		•	+ABS	<b>613-170</b>				25	86	96								
		97-02		•	+ABS	<b>607-222</b>	48	27	34	58,6	89,9	49						11	2	
		97-02	L			+ABS, G.Box:BE3/5	<b>655-140</b>	48	27		24	90	81	33	82	62	647	s3		
		97-02	L			-ABS, G.Box:BE3/5	<b>655-138</b>		27		24	90	81	33	82	62	647	s3		
		97-02	R			+ABS, G.Box:BE3/5	<b>655-141</b>	48	27		24	90	81	33	82	350	936	s4		
		97-02	R			-ABS, G.Box:BE3/5	<b>655-139</b>		27		24	90	81	33	82	350	936	s4		


























Ulysse I (220) '94-'02		L/R			NOTE	CIFAM ref.	ABS	A	B	C	D	E	F	H	I	L	M	Fig		
1.9 TD (66 kW) Eng. DHX(XUD9TF-L)		95-02		●	+ABS	613-172				28	95	85								
		95-02		●	+ABS	607-224	48	27	39	59	100,45	49,5					11	2		
		95-02	L			+ABS, G.Box:ME5K	655-144	48	27		37	100	89	38,7	82	68,5	641	s3		
		95-02	L			-ABS, G.Box:ME5K	655-142		27		37	100	89	38,7	82	68,5	642	s3		
		95-02	R			+ABS, G.Box:ME5K	655-145	48	27		37	100	89	38,7	82	369	942	s4		
		95-02	R			-ABS, G.Box:ME5K	655-143		27		37	100	89	38,7	82	369	942	s4		
2.0 (89 kW) Eng. RFU(XU10J2C)		94-02		●	+ABS	613-170				25	86	96								
		94-02		●	+ABS	607-222	48	27	34	58,6	89,9	49					11	2		
		94-02	L			+ABS, G.Box:BE3/5	655-140	48	27		24	90	81	33	82	62	647	s3		
		94-02	L			-ABS, G.Box:BE3/5	655-138		27		24	90	81	33	82	62	647	s3		
		94-02	R			+ABS, G.Box:BE3/5	655-141	48	27		24	90	81	33	82	350	936	s4		
		94-02	R			-ABS, G.Box:BE3/5	655-139		27		24	90	81	33	82	350	936	s4		
2.0 16v (100 kW) Eng. RFN(EW10J4)		00-		●	+ABS	613-170				25	86	96								
		00-		●	+ABS	607-222	48	27	34	58,6	89,9	49					11	2		
2.0 16v (97 kW) Eng. RFV(XU10J4R)		98-		●	+ABS	613-170				25	86	96								
		98-		●	+ABS	607-222	48	27	34	58,6	89,9	49					11	2		
2.0 JTD (80 kW) Eng. RHZ(DW10ATED)		99-02		●	+ABS	613-375				22	82	126								
		99-02		●	+ABS	607-546	48	27	39	58	100,3	50					11	2		
		10/99-8/02	L			+ABS, M/T	655-956	48	27		37	100	89	38,7	-	68,5	632			
		10/99-8/02	R			+ABS, M/T	655-957	48	27		37	100	89	38,7	-	369	955			
		99-02	L			M/T	655-672		27	37		100	89	38,7		68,5	632			
		99-02	R			M/T	655-673		27	37		100	89	38,7		369	955			
2.0 JTD (81 kW) Eng. RHW(DW10ATED4)		99-02		●	+ABS	613-375				22	82	126								
		99-02		●	+ABS	607-546	48	27	39	58	100,3	50					11	2		
		99-02	L			M/T	655-672		27	37		100	89	38,7		68,5	632			
		99-02	R			M/T	655-673		27	37		100	89	38,7		369	955			
2.0 T. (108 kW) Eng. RGX(XU10J2CTE)		6/94-		●	+ABS	613-172				28	95	85								
		6/94-		●	+ABS	607-224	48	27	39	59	100,45	49,5					11	2		
		9/94-	L			+ABS, G.Box:ME5K	655-144	48	27		37	100	89	38,7	82	68,5	641	s3		
		9/94-	L			-ABS, G.Box:ME5K	655-142		27		37	100	89	38,7	82	68,5	642	s3		
		9/94-	R			+ABS, G.Box:ME5K	655-145	48	27		37	100	89	38,7	82	369	942	s4		
		9/94-	R			-ABS, G.Box:ME5K	655-143		27		37	100	89	38,7	82	369	942	s4		

<b>Ulysse I (220) '94-'02</b>			L/R			NOTE	CIFAM ref.	ABS	A	B	C	D	E	F	H	I	L	M	Fig		
2.1 TD (80 kW) Eng. P8C		96-99		•		+ABS	<b>613-172</b>				28	95	85								
		96-99		•		+ABS	<b>607-224</b>	48	27	39	59	100,45	49,5					11	2		
		96-99	L				+ABS, G.Box:ME5K	<b>655-144</b>	48	27		37	100	89	38,7	82	68,5	641	s3		
		96-99	L				-ABS, G.Box:ME5K	<b>655-142</b>		27		37	100	89	38,7	82	68,5	642	s3		
		96-99	R				+ABS, G.Box:ME5K	<b>655-145</b>	48	27		37	100	89	38,7	82	369	942	s4		
		96-99	R				-ABS, G.Box:ME5K	<b>655-143</b>		27		37	100	89	38,7	82	369	942	s4		
<b>Ulysse II (179AX) '02-</b>			L/R			NOTE	CIFAM ref.	ABS	A	B	C	D	E	F	H	I	L	M	Fig		
2.0 JTD (79 kW) Eng. RHM(DW10ATED4)		03-	L			M/T	<b>655-831</b>		27	37		92	89,4		81	68,5	647	s3			
		03-	R			M/T	<b>655-832</b>		27	37		92	89,4		81	369	965	s4			
2.0 JTD (80 kW) Eng. RHW(DW10ATED4)		02-		•		Vett 9920-	<b>613-342</b>				26	86	138								
		02-		•		Vett 9920-	<b>607-494</b>	27	28	58	92	49						11	1		
		02-	L			M/T	<b>655-831</b>	27	37		92	89,4		81	68,5	647	s3				
		02-	R			M/T	<b>655-832</b>	27	37		92	89,4		81	369	965	s4				
2.2 JTD (94 kW) Eng. 4HW(DW12ATED4)		02-		•		Vett -9962	<b>613-343</b>				26	86	138								
		02-		•		Vett 9962-	<b>613-342</b>				26	86	138								
		02-		•		Vett -9962	<b>607-495</b>	27	29	57,9	101,4	49						11	1		
		02-		•		Vett 9962-	<b>607-494</b>	27	28	58	92	49							11	1	
<b>Uno (146A/E) '83-</b>			L/R			NOTE	CIFAM ref.	ABS	A	B	C	D	E	F	H	I	L	M	Fig		
0.9 (33 kW) Eng. 146A.000/ 146A1.000		1/83-90		•			<b>613-002</b>				20	68	80								
		1/83-90		•			<b>607-019</b>	20	20	43,1	80	55						4	3		
1.0 45 i.e. (33 kW) Eng. 156A2.246		84-12/93		•			<b>613-002</b>				20	68	80								
		84-12/93		•			<b>607-019</b>	20	20	43,1	80	55						4	3		
1.0 55 (41 kW) Eng. 146B4.000		94-		•			<b>613-002</b>				20	68	80								
		94-		•			<b>607-019</b>	20	20	43,1	80	55						4	3		
1.1 (42 kW) Eng. 160A3.000		89-92		•			<b>613-002</b>				20	68	80								
		89-92		•			<b>607-019</b>	20	20	43,1	80	55						4	3		
1.1 (43 kW) Eng. 146A4.044		1/83-89		•			<b>613-002</b>				20	68	80								
		1/83-89		•			<b>607-019</b>	20	20	43,1	80	55						4	3		
1.1 55 (40 kW) Eng. 138B.000		1/83-89		•			<b>613-002</b>				20	68	80								
		1/83-89		•			<b>607-019</b>	20	20	43,1	80	55						4	3		

<b>Uno (146A/E) '83-</b>			L/R			NOTE	CIFAM ref.	ABS	A	B	C	D	E	F	H	I	L	M	Fig	
1.1 60 (43 kW) Eng. 146A4.048		1/83-89		•			<b>613-002</b>				20	68	80							
		1/83-89		•			<b>607-019</b>		20	20	43,1	80	55					4	3	
1.1 CS Brasile (40 kW) Eng. M201GA11A		88-93		•		Brazil	<b>613-056</b>				20	68	80							
		88-93		•		Brazil	<b>607-065</b>		22	20	48,1	80	55					4	3	
1.1 i.e. 50 (36 kW) Eng. 146C3.000		92-93		•			<b>613-002</b>				20	68	80							
		92-93		•			<b>607-019</b>		20	20	43,1	80	55					4	3	
1.3 70 (48 kW) Eng. 149A7.000		85-89		•			<b>613-002</b>				20	68	80							
		85-89		•			<b>607-019</b>		20	20	43,1	80	55					4	3	
1.3 70 (50 kW) Eng. 138B2.000		83-85		•			<b>613-002</b>				20	68	80							
		83-85		•			<b>607-019</b>		20	20	43,1	80	55					4	3	
1.3 D (27-33 kW) Eng. 127A5.000/ 146B1.000		5/83-12/93		•			<b>613-002</b>				20	68	80							
		5/83-12/93		•			<b>607-019</b>		20	20	43,1	80	55					4	3	
1.4 70 S (52 kW) Eng. 160A1.048		89-90		•			<b>613-002</b>				20	68	80							
		89-90		•			<b>607-019</b>		20	20	43,1	80	55					4	3	
1.4 i.e. (51 kW) Eng. 160A1.046		89-93		•			<b>613-002</b>				20	68	80							
		89-93		•			<b>607-019</b>		20	20	43,1	80	55					4	3	
1.4 i.e. (57 kW) Eng. 159A2.000		89-		•			<b>613-002</b>				20	68	80							
		89-		•			<b>607-019</b>		20	20	43,1	80	55					4	3	
1.4 T. i.e. (82 kW) Eng. 146A8.046		89-93		•		-ABS	<b>613-003</b>				20	75	105							
		89-93		•		-ABS	<b>607-003</b>		22	25	48,1	85	58					4	2	
1.4 TD 70 (52 kW) Eng. 146B.000/ 146B3.000		86-90		•		Ch 2511998-	<b>613-002</b>				20	68	80							
		86-90		•		Ch 2511998-	<b>607-002</b>		22	20	48,1	80	55					4	3	
1.5 i.e. 75 (55 kW) Eng. 138C2.048/ 149C1.000		1/85-12/93		•			<b>613-002</b>				20	68	80							
		1/85-12/93		•			<b>607-019</b>		20	20	43,1	80	55					4	3	
1.7 D (44 kW) Eng. 149B3.000		86-89		•		Ch 2511998-	<b>613-002</b>				20	68	80							
		86-89		•		Ch 2511998-	<b>607-002</b>		22	20	48,1	80	55					4	3	
<b>X 1/9 (128 AS) '73-'89</b>			L/R			NOTE	CIFAM ref.	ABS	A	B	C	D	E	F	H	I	L	M	Fig	
1.3, Exclusiv Serie (55 kW) Eng. 128AS.000		73-79		•		4Sp	<b>613-001</b>				20	68	80							
		73-79		•		4Sp	<b>607-001</b>		20	20	43,1	80	55					4	3	

























<b>X 1/9 (128 AS) '73-'89</b>		L/R			NOTE	CIFAM ref.	ABS	A	B	C	D	E	F	H	I	L	M	Fig	
1.5 Five Speed (56 kW) Eng. 138BS.031		85-89			• 5Sp	<b>614-002</b>				25	62	81							
		85-89			• 5Sp	<b>617-002</b>			25		100								
1.5 Five Speed (63 kW) Eng. 138AS.000		78-88			• 5Sp	<b>614-002</b>				25	62	81							
		78-88			• 5Sp	<b>617-002</b>			25		100								




























## FIAT LCV










<b>Cinquecento Van '92-</b>		L/R			NOTE	CIFAM ref.	ABS	A	B	C	D	E	F	H	I	L	M	Fig		
0.9 i (29 kW) Eng. A1.046		92-98			•	<b>613-058</b>				20	68	80								
		92-98			•	<b>607-067</b>		22	20	71,4	72	41					4a	3		
<b>Doblo Cargo I-II (223) '01-'09</b>		L/R			NOTE	CIFAM ref.	ABS	A	B	C	D	E	F	H	I	L	M	Fig		
1.2 (48 kW) Eng. 223A5.000		01-			• -ABS	<b>613-257</b>				20	68	100								
		01-			• -ABS	<b>607-374</b>		22	22	51	79	54,2					4	1		
1.3 JTD (51 kW) Eng. 188A9.000		05-			•	<b>613-406</b>				24	80	116								
		05-			•	<b>607-612</b>		25	24	51	84,4	54					4	1		
		04-1/09	L			• -ABS, M/T	<b>655-635</b>		25		24	84,5	82	35,5	90	69,6	615	s9		
		04-1/09	R			• -ABS, M/T	<b>655-636</b>		25		24	84,5	81	35,5	90	379	933	s4		
1.3 MJT 16v (55 kW) Eng. 199A2.000		05-			•	<b>613-406</b>				24	80	116								
		05-			•	<b>607-612</b>		25	24	51	84,4	54					4	1		
1.3 MTJ (Germany) (62 kW) Eng. 223A9.000		05-			•	<b>613-406</b>				24	80	116								
		05-			•	<b>607-612</b>		25	24	51	84,4	54					4	1		
1.4 (57 kW) Eng. 350A1.000		05-			•	<b>613-257</b>				20	68	100								
		05-			•	<b>607-374</b>		22	22	51	79	54,2					4	1		
1.6 16v (76 kW) Eng. 182B6.000		10/01-			•	<b>613-257</b>				20	68	100								
		10/01-			•	<b>607-374</b>		22	22	51	79	54,2					4	1		
		10/01-	L			• M/T	<b>655-954</b>		22	20	22	79	72	-	-	61	-			
		10/01-	R			• M/T	<b>655-955</b>		22	20	22	79	72	-	-	61	-			
1.9 D (46 kW) Eng. 223A6.000		01-			• -ABS	<b>613-257</b>				20	68	100								
		01-			• -ABS	<b>607-374</b>		22	22	51	79	54,2					4	1		
		3/01-	L			• -ABS, M/T	<b>655-633</b>		22			79		32	89,4		617	s7		
		3/01-	R			• -ABS, M/T	<b>655-634</b>		22			79		32	89,4		931	s7		
































Ducato I (280) '82-'90		L/R			NOTE	CIFAM ref.	ABS	A	B	C	D	E	F	H	I	L	M	Fig		
1.8 (49-51 kW) Eng. 169B(XM7T)		1/82-10/88		●	M/T	613-022				24	95	150								
		1/82-10/88		●	M/T	607-020		28	27	62,9	100	60						4	2	
		1/82-10/88	L				655-082		28		25	98	100	50	112	69	693	s5		
		1/82-10/88	R				655-083		28			98		50	112		1064	s5		
		1/82-10/88	R				655-129		28		25	98	100	50	112	387	1070	s6		
1.9 D (52 kW) Eng. 149B1.000		87-90		●	M/T	613-022				24	95	150								
		87-90		●	M/T	607-020		28	27	62,9	100	60						4	2	
		87-90	L				655-082		28		25	98	100	50	112	69	693	s5		
		87-90	R				655-083		28			98		50	112		1064	s5		
		87-90	R				655-129		28		25	98	100	50	112	387	1070	s6		
1.9 TD (60 kW) Eng. 280A1.000		89-90		●	M/T	613-022				24	95	150								
		89-90		●	M/T	607-020		28	27	62,9	100	60						4	2	
		89-90	L				655-082		28		25	98	100	50	112	69	693	s5		
		89-90	R				655-129		28		25	98	100	50	112	387	1070	s6		
		89-90	R				655-129		28		25	98	100	50	112	387	1070	s6		
2.0 (55 kW) Eng. 170B		1/82-12/93		●	M/T	613-022				24	95	150								
		1/82-12/93		●	M/T	607-020		28	27	62,9	100	60						4	2	
		-6/90	L				655-082		28		25	98	100	50	112	69	693	s5		
		-6/90	R				655-083		28			98		50	112		1064	s5		
		-6/90	R				655-129		28		25	98	100	50	112	387	1070	s6		
2.0 (58 kW) Eng. XN1T		1/82-12/93		●	M/T	613-022				24	95	150								
		1/82-12/93		●	M/T	607-020		28	27	62,9	100	60						4	2	
		-6/90	L				655-082		28		25	98	100	50	112	69	693	s5		
		-6/90	R				655-083		28			98		50	112		1064	s5		
		-8/90	R				655-129		28		25	98	100	50	112	387	1070	s6		
2.0 (62 kW) Eng. 170D		88-90		●	M/T	613-022				24	95	150								
		88-90		●	M/T	607-020		28	27	62,9	100	60						4	2	
		-8/90	R				655-129		28		25	98	100	50	112	387	1070	s6		
		88-90	L				655-082		28		25	98	100	50	112	69	693	s5		
		88-90	R				655-083		28			98		50	112		1064	s5		
2.5 CRD (55 kW) Eng. CRD93L(U25-661)		82-90		●	FWD, M/T	613-022				24	95	150								
		82-90		●	FWD, M/T	607-020		28	27	62,9	100	60						4	2	
		82-90	L			FWD	655-082		28		25	98	100	50	112	69	693	s5		
		82-90	R			FWD	655-083		28			98		50	112		1064	s5		










<b>Ducato I (280) '82-'90</b>			L/R			NOTE	CIFAM ref.	ABS	A	B	C	D	E	F	H	I	L	M	Fig		
2.5 D, 4WD (55 kW) Eng. 8144.67		82-90		•		FWD, M/T	<b>613-022</b>				24	95	150								
		82-90		•		FWD, M/T	<b>607-020</b>		28	27	62,9	100	60						4	2	
		82-90	L				FWD	<b>655-082</b>		28		25	98	100	50	112	69	693	s5		
		82-90	R				FWD	<b>655-083</b>		28			98		50	112		1064	s5		
2.5 TD, 4WD (68 kW) Eng. 8144.21		86-90		•		FWD, M/T	<b>613-022</b>				24	95	150								
		86-90		•		FWD, M/T	<b>607-020</b>		28	27	62,9	100	60						4	2	
		86-90	L				FWD	<b>655-082</b>		28		25	98	100	50	112	69	693	s5		
		86-90	R				FWD	<b>655-083</b>		28			98		50	112		1064	s5		
<b>Ducato II (290) '89-'94</b>			L/R			NOTE	CIFAM ref.	ABS	A	B	C	D	E	F	H	I	L	M	Fig		
1.9 D (52 kW) Eng. 149B1.000		90-94		•		M/T	<b>613-022</b>				24	95	150								
		90-94		•		M/T	<b>607-020</b>		28	27	62,9	100	60						4	2	
		90-94	L					<b>655-082</b>		28		25	98	100	50	112	69	693	s5		
		90-94	R					<b>655-083</b>		28			98		50	112		1064	s5		
1.9 TD (60 kW) Eng. 280A1.000		89-94		•		M/T	<b>613-022</b>				24	95	150								
		89-94		•		M/T	<b>607-020</b>		28	27	62,9	100	60						4	2	
		89-94	L					<b>655-082</b>		28		25	98	100	50	112	69	693	s5		
		89-94	R					<b>655-083</b>		28			98		50	112		1064	s5		
2.0 (62 kW) Eng. 170D		90-94		•		M/T	<b>613-022</b>				24	95	150								
		90-94		•		M/T	<b>607-020</b>		28	27	62,9	100	60						4	2	
		90-94	L					<b>655-082</b>		28		25	98	100	50	112	69	693	s5		
		90-94	R					<b>655-083</b>		28			98		50	112		1064	s5		
2.5 D, 4WD (55 kW) Eng. 8144.67		90-94		•		FWD, M/T	<b>613-022</b>				24	95	150								
		90-94		•		FWD, M/T	<b>607-020</b>		28	27	62,9	100	60						4	2	
		90-94	L				FWD	<b>655-082</b>		28		25	98	100	50	112	69	693	s5		
		90-94	R				FWD	<b>655-083</b>		28			98		50	112		1064	s5		
2.5 TD, 4WD (70 kW) Eng. 8140.27		90-94		•		FWD, M/T	<b>613-022</b>				24	95	150								
		90-94		•		FWD, M/T	<b>607-020</b>		28	27	62,9	100	60						4	2	
		90-94	L				FWD	<b>655-082</b>		28		25	98	100	50	112	69	693	s5		
		90-94	R				FWD	<b>655-083</b>		28			98		50	112		1064	s5		

Ducato III (230) '94-'02			L/R			NOTE	CIFAM ref.	ABS	A	B	C	D	E	F	H	I	L	M	Fig	
1.9 D (50 kW) Eng. D9B/ DJY		98-02		●		+ABS, 10-14Q	<b>613-022</b>				24	95	150							
		98-02		●		+ABS, Ch -5235557, 18Q	<b>613-109</b>				33	111	93							
		98-02		●		+ABS, Ch 5235558-, 18Q	<b>613-502</b>				33	110	160							
		98-02		●			+ABS, 10-14Q	<b>607-120</b>	54	28	39	62,9	100,4	60					4	2
		98-02		●			+ABS, Ch -5235557, 18Q	<b>607-132</b>	54	35	45	70	115,3	63					11	2
		98-02		●			+ABS, Ch 5235558-, 18Q	<b>607-236</b>	54	35	45	70	113,6	63					11	2
		98-02	L				+ABS, 10-14Q	<b>655-084</b>	54	28		37	98	89	38,7	112	68,5	770	s3	
		98-02	L				+ABS, Ch -5235557, 18Q	<b>655-158</b>	54	35		41	115	104	50	117	70	762	s3	
		98-02	L				+ABS, Ch 5235558-, 18Q	<b>655-160</b>	54	35		41	115	104	50	117	70	762	s3	
		98-02	R				+ABS, 10-14Q	<b>655-085</b>	54	28		37	98	89	38,7	112	369	1070	s6	
		98-02	R				+ABS, Ch -5235557, 18Q	<b>655-159</b>	54	35		41	115	104	50	117	391	1084	s6	
		98-02	R				+ABS, Ch 5235558-, 18Q	<b>655-161</b>	54	35		41	115	104	50	117	391	1084	s6	
1.9 D (51 kW) Eng. 230A2.000		94-02		●		+ABS, 10-14Q	<b>613-022</b>				24	95	150							
		94-02		●		+ABS, Ch -5235557, 18Q	<b>613-109</b>				33	111	93							
		94-02		●		+ABS, Ch 5235558-, 18Q	<b>613-502</b>				33	110	160							
		94-02		●			+ABS, 10-14Q	<b>607-120</b>	54	28	39	62,9	100,4	60					4	2
		94-02		●			+ABS, Ch -5235557, 18Q	<b>607-132</b>	54	35	45	70	115,3	63					11	2
		94-02		●			+ABS, Ch 5235558-, 18Q	<b>607-236</b>	54	35	45	70	113,6	63					11	2
		94-02	L				+ABS, 10-14Q	<b>655-084</b>	54	28		37	98	89	38,7	112	68,5	770	s3	
		94-02	L				+ABS, Ch -5235557, 18Q	<b>655-158</b>	54	35		41	115	104	50	117	70	762	s3	
		94-02	L				+ABS, Ch 5235558-, 18Q	<b>655-160</b>	54	35		41	115	104	50	117	70	762	s3	
		94-02	R				+ABS, 10-14Q	<b>655-085</b>	54	28		37	98	89	38,7	112	369	1070	s6	
		94-02	R				+ABS, Ch -5235557, 18Q	<b>655-159</b>	54	35		41	115	104	50	117	391	1084	s6	
		94-02	R				+ABS, Ch 5235558-, 18Q	<b>655-161</b>	54	35		41	115	104	50	117	391	1084	s6	










Ducato III (230) '94-'02			L/R			NOTE	CIFAM ref.	ABS	A	B	C	D	E	F	H	I	L	M	Fig		
1.9 TD (59 kW) Eng. 230A4.000		94-02		●		+ABS, 10-14Q	<b>613-022</b>				24	95	150								
		94-02		●		+ABS, Ch -5235557, 18Q	<b>613-109</b>				33	111	93								
		94-02		●		+ABS, Ch 5235558-, 18Q	<b>613-502</b>				33	110	160								
		94-02		●			+ABS, 10-14Q	<b>607-120</b>	54	28	39	62,9	100,4	60						4	2
		94-02		●			+ABS, Ch -5235557, 18Q	<b>607-132</b>	54	35	45	70	115,3	63						11	2
		94-02		●			+ABS, Ch 5235558-, 18Q	<b>607-236</b>	54	35	45	70	113,6	63						11	2
		94-02	L				+ABS, 10-14Q	<b>655-084</b>	54	28		37	98	89	38,7	112	68,5	770	s3		
		94-02	L				+ABS, Ch -5235557, 18Q	<b>655-158</b>	54	35		41	115	104	50	117	70	762	s3		
		94-02	L				+ABS, Ch 5235558-, 18Q	<b>655-160</b>	54	35		41	115	104	50	117	70	762	s3		
		94-02	R				+ABS, 10-14Q	<b>655-085</b>	54	28		37	98	89	38,7	112	369	1070	s6		
		94-02	R				+ABS, Ch -5235557, 18Q	<b>655-159</b>	54	35		41	115	104	50	117	391	1084	s6		
							+ABS, Ch 5235558-, 18Q	<b>655-161</b>	54	35		41	115	104	50	117	391	1084	s6		
1.9 TD (66 kW) Eng. DHX(XUD9TF-L)		98-02		●		+ABS, 10-14Q	<b>613-022</b>				24	95	150								
		98-02		●		+ABS, Ch -5235557, 18Q	<b>613-109</b>				33	111	93								
		98-02		●		+ABS, Ch 5235558-, 18Q	<b>613-502</b>				33	110	160								
		98-02		●			+ABS, 10-14Q	<b>607-120</b>	54	28	39	62,9	100,4	60						4	2
		98-02		●			+ABS, Ch -5235557, 18Q	<b>607-132</b>	54	35	45	70	115,3	63						11	2
		98-02		●			+ABS, Ch 5235558-, 18Q	<b>607-236</b>	54	35	45	70	113,6	63						11	2
		98-02	L				+ABS, 10-14Q	<b>655-084</b>	54	28		37	98	89	38,7	112	68,5	770	s3		
		98-02	L				+ABS, Ch -5235557, 18Q	<b>655-158</b>	54	35		41	115	104	50	117	70	762	s3		
		98-02	L				+ABS, Ch 5235558-, 18Q	<b>655-160</b>	54	35		41	115	104	50	117	70	762	s3		
		98-02	R				+ABS, 10-14Q	<b>655-085</b>	54	28		37	98	89	38,7	112	369	1070	s6		
		98-02	R				+ABS, Ch -5235557, 18Q	<b>655-159</b>	54	35		41	115	104	50	117	391	1084	s6		
							+ABS, Ch 5235558-, 18Q	<b>655-161</b>	54	35		41	115	104	50	117	391	1084	s6		

















Ducato III (230) '94-'02			L/R			NOTE	CIFAM ref.	ABS	A	B	C	D	E	F	H	I	L	M	Fig	
1.9 TD Panorama (60 kW) Eng. 230A3.000		94-02		●		+ABS, 10-14Q	<b>613-022</b>				24	95	150							
		94-02		●		+ABS, Ch -5235557, 18Q	<b>613-109</b>				33	111	93							
		94-02		●		+ABS, Ch 5235558-, 18Q	<b>613-502</b>				33	110	160							
		94-02		●			+ABS, 10-14Q	<b>607-120</b>	54	28	39	62,9	100,4	60					4	2
		94-02		●			+ABS, Ch -5235557, 18Q	<b>607-132</b>	54	35	45	70	115,3	63					11	2
		94-02		●			+ABS, Ch 5235558-, 18Q	<b>607-236</b>	54	35	45	70	113,6	63					11	2
		94-02	L				+ABS, 10-14Q	<b>655-084</b>	54	28		37	98	89	38,7	112	68,5	770	s3	
		94-02	L				+ABS, Ch -5235557, 18Q	<b>655-158</b>	54	35		41	115	104	50	117	70	762	s3	
		94-02	L				+ABS, Ch 5235558-, 18Q	<b>655-160</b>	54	35		41	115	104	50	117	70	762	s3	
		94-02	R				+ABS, 10-14Q	<b>655-085</b>	54	28		37	98	89	38,7	112	369	1070	s6	
		94-02	R				+ABS, Ch -5235557, 18Q	<b>655-159</b>	54	35		41	115	104	50	117	391	1084	s6	
	2.0 JTD (62 kW) Eng. RHV(DW10)		01-02		●		+ABS, 10-14Q	<b>613-022</b>				24	95	150						
01-02				●		+ABS, Ch -5235557, 18Q	<b>613-109</b>				33	111	93							
01-02				●		+ABS, Ch 5235558-, 18Q	<b>613-502</b>				33	110	160							
		01-02		●			+ABS, 10-14Q	<b>607-120</b>	54	28	39	62,9	100,4	60					4	2
		01-02		●			+ABS, Ch -5235557, 18Q	<b>607-132</b>	54	35	45	70	115,3	63					11	2
		01-02		●			+ABS, Ch 5235558-, 18Q	<b>607-236</b>	54	35	45	70	113,6	63					11	2
		01-02	L				+ABS, 10-14Q	<b>655-084</b>	54	28		37	98	89	38,7	112	68,5	770	s3	
		01-02	L				+ABS, Ch -5235557, 18Q	<b>655-158</b>	54	35		41	115	104	50	117	70	762	s3	
		01-02	L				+ABS, Ch 5235558-, 18Q	<b>655-160</b>	54	35		41	115	104	50	117	70	762	s3	
		01-02	R				+ABS, 10-14Q	<b>655-085</b>	54	28		37	98	89	38,7	112	369	1070	s6	
		01-02	R				+ABS, Ch -5235557, 18Q	<b>655-159</b>	54	35		41	115	104	50	117	391	1084	s6	
							+ABS, Ch 5235558-, 18Q	<b>655-161</b>	54	35		41	115	104	50	117	391	1084	s6	



















Ducato III (230) '94-'02			L/R			NOTE	CIFAM ref.	ABS	A	B	C	D	E	F	H	I	L	M	Fig	
2.0i, 4WD (80 kW) Eng. RFW(XU10J2/ C)		94-02		●		+ABS, 10-14Q	<b>613-022</b>				24	95	150							
		94-02		●		+ABS, Ch -5235557, 18Q	<b>613-109</b>				33	111	93							
		94-02		●		+ABS, Ch 5235558-, 18Q	<b>613-502</b>				33	110	160							
		94-02		●			+ABS, 10-14Q	<b>607-120</b>	54	28	39	62,9	100,4	60					4	2
		94-02		●			+ABS, Ch -5235557, 18Q	<b>607-132</b>	54	35	45	70	115,3	63					11	2
		94-02		●			+ABS, Ch 5235558-, 18Q	<b>607-236</b>	54	35	45	70	113,6	63					11	2
		94-02	L				+ABS, 10-14Q	<b>655-084</b>	54	28		37	98	89	38,7	112	68,5	770	s3	
		94-02	L				+ABS, Ch -5235557, 18Q	<b>655-158</b>	54	35		41	115	104	50	117	70	762	s3	
		94-02	L				+ABS, Ch 5235558-, 18Q	<b>655-160</b>	54	35		41	115	104	50	117	70	762	s3	
		94-02	L				+ABS, G.Box:MG5, 10-14Q	<b>655-086</b>	54	28		41	98	89	38,7	112	70	756	s3	
		94-02	L				-ABS, G.Box:MG5, 10-14Q	<b>655-815</b>		28	41		98	89	38,7	112	70	756	s3	
		94-02	R				+ABS, 10-14Q	<b>655-085</b>	54	28		37	98	89	38,7	112	369	1070	s6	
		94-02	R				+ABS, Ch -5235557, 18Q	<b>655-159</b>	54	35		41	115	104	50	117	391	1084	s6	
		94-02	R				+ABS, Ch 5235558-, 18Q	<b>655-161</b>	54	35		41	115	104	50	117	391	1084	s6	
		94-02	R				+ABS, G.Box:MG5, 10-14Q	<b>655-087</b>	54	28		41	98	89	38,7	112	391	1077	s6	
2.5 D, 4WD (62 kW) Eng. 8140.67		94-02		●		+ABS, 10-14Q	<b>613-022</b>				24	95	150							
		94-02		●		+ABS, Ch -5235557, 18Q	<b>613-109</b>				33	111	93							
		94-02		●		+ABS, Ch 5235558-, 18Q	<b>613-502</b>				33	110	160							
		94-02		●			+ABS, 10-14Q	<b>607-120</b>	54	28	39	62,9	100,4	60					4	2
		94-02		●			+ABS, Ch -5235557, 18Q	<b>607-132</b>	54	35	45	70	115,3	63					11	2
		94-02		●			+ABS, Ch 5235558-, 18Q	<b>607-236</b>	54	35	45	70	113,6	63					11	2
		94-02	L				+ABS, 10-14Q	<b>655-084</b>	54	28		37	98	89	38,7	112	68,5	770	s3	
		94-02	L				+ABS, Ch -5235557, 18Q	<b>655-158</b>	54	35		41	115	104	50	117	70	762	s3	
		94-02	L				+ABS, Ch 5235558-, 18Q	<b>655-160</b>	54	35		41	115	104	50	117	70	762	s3	
		94-02	L				+ABS, G.Box:MG5, 10-14Q	<b>655-086</b>	54	28		41	98	89	38,7	112	70	756	s3	
		94-02	L				-ABS, G.Box:MG5, 10-14Q	<b>655-815</b>		28	41		98	89	38,7	112	70	756	s3	
		94-02	R				+ABS, 10-14Q	<b>655-085</b>	54	28		37	98	89	38,7	112	369	1070	s6	
		94-02	R				+ABS, Ch -5235557, 18Q	<b>655-159</b>	54	35		41	115	104	50	117	391	1084	s6	
		94-02	R				+ABS, Ch 5235558-, 18Q	<b>655-161</b>	54	35		41	115	104	50	117	391	1084	s6	
		94-02	R				+ABS, G.Box:MG5, 10-14Q	<b>655-087</b>	54	28		41	98	89	38,7	112	391	1077	s6	
94-02	R				-ABS, G.Box:MG5, 10-14Q	<b>655-816</b>		28	41		98	89	38,7	112	391	1077	s4			






























Ducato III (230) '94-'02			L/R			NOTE	CIFAM ref.	ABS	A	B	C	D	E	F	H	I	L	M	Fig		
2.5 TD, 4WD (85 kW) Eng. 8140.47		94-98		●		+ABS, 10-14Q	<b>613-022</b>				24	95	150								
		94-98		●		+ABS, Ch -5235557, 18Q	<b>613-109</b>				33	111	93								
		94-98		●		+ABS, Ch 5235558-, 18Q	<b>613-502</b>				33	110	160								
		94-98		●			+ABS, 10-14Q	<b>607-120</b>	54	28	39	62,9	100,4	60						4	2
		94-98		●			+ABS, Ch -5235557, 18Q	<b>607-132</b>	54	35	45	70	115,3	63						11	2
		94-98		●			+ABS, Ch 5235558-, 18Q	<b>607-236</b>	54	35	45	70	113,6	63						11	2
		94-98	L				+ABS, 10-14Q	<b>655-086</b>	54	28		41	98	89	38,7	112	70	756	s3		
		94-98	L				+ABS, Ch -5235557, 18Q	<b>655-158</b>	54	35		41	115	104	50	117	70	762	s3		
		94-98	L				+ABS, Ch 5235558-, 18Q	<b>655-160</b>	54	35		41	115	104	50	117	70	762	s3		
		94-98	R				+ABS, 10-14Q	<b>655-087</b>	54	28		41	98	89	38,7	112	391	1077	s6		
		94-98	R				+ABS, Ch -5235557, 18Q	<b>655-159</b>	54	35		41	115	104	50	117	391	1084	s6		
		94-98	R				+ABS, Ch 5235558-, 18Q	<b>655-161</b>	54	35		41	115	104	50	117	391	1084	s6		
2.5 TDi Panorama (80 kW) Eng. 8140.47R		94-02		●		+ABS, 10-14Q	<b>613-022</b>				24	95	150								
		94-02		●		+ABS, Ch -5235557, 18Q	<b>613-109</b>				33	111	93								
		94-02		●		+ABS, Ch 5235558-, 18Q	<b>613-502</b>				33	110	160								
		94-02		●			+ABS, 10-14Q	<b>607-120</b>	54	28	39	62,9	100,4	60						4	2
		94-02		●			+ABS, Ch -5235557, 18Q	<b>607-132</b>	54	35	45	70	115,3	63						11	2
		94-02		●			+ABS, Ch 5235558-, 18Q	<b>607-236</b>	54	35	45	70	113,6	63						11	2
		94-02	L				+ABS, 10-14Q	<b>655-086</b>	54	28		41	98	89	38,7	112	70	756	s3		
		94-02	L				+ABS, Ch -5235557, 18Q	<b>655-158</b>	54	35		41	115	104	50	117	70	762	s3		
		94-02	L				+ABS, Ch 5235558-, 18Q	<b>655-160</b>	54	35		41	115	104	50	117	70	762	s3		
		94-02	L				+ABS, G.Box:MG5, 10-14Q	<b>655-086</b>	54	28		41	98	89	38,7	112	70	756	s3		
		94-02	L				-ABS, G.Box:MG5, 10-14Q	<b>655-815</b>		28	41		98	89	38,7	112	70	756	s3		
		94-02	R				+ABS, 10-14Q	<b>655-087</b>	54	28		41	98	89	38,7	112	391	1077	s6		
94-02		R				+ABS, Ch -5235557, 18Q	<b>655-159</b>	54	35		41	115	104	50	117	391	1084	s6			
94-02		R				+ABS, Ch 5235558-, 18Q	<b>655-161</b>	54	35		41	115	104	50	117	391	1084	s6			
94-02		R				+ABS, G.Box:MG5, 10-14Q	<b>655-087</b>	54	28		41	98	89	38,7	112	391	1077	s6			
94-02	R				-ABS, G.Box:MG5, 10-14Q	<b>655-816</b>		28	41		98	89	38,7	112	391	1077	s4				





























































Ducato III (230) '94-'02			L/R			NOTE	CIFAM ref.	ABS	A	B	C	D	E	F	H	I	L	M	Fig	
2.5 TDi Panorama, 4WD (85 kW) Eng. 8140.47		94-02		●		+ABS, 10-14Q	<b>613-022</b>				24	95	150							
		94-02		●		+ABS, Ch -5235557, 18Q	<b>613-109</b>				33	111	93							
		94-02		●		+ABS, Ch 5235558-, 18Q	<b>613-502</b>				33	110	160							
		94-02		●			+ABS, 10-14Q	<b>607-120</b>	54	28	39	62,9	100,4	60					4	2
		94-02		●			+ABS, Ch -5235557, 18Q	<b>607-132</b>	54	35	45	70	115,3	63					11	2
		94-02		●			+ABS, Ch 5235558-, 18Q	<b>607-236</b>	54	35	45	70	113,6	63					11	2
		94-02	L				+ABS, 10-14Q	<b>655-086</b>	54	28		41	98	89	38,7	112	70	756	s3	
		94-02	L				+ABS, Ch -5235557, 18Q	<b>655-158</b>	54	35		41	115	104	50	117	70	762	s3	
		94-02	L				+ABS, Ch 5235558-, 18Q	<b>655-160</b>	54	35		41	115	104	50	117	70	762	s3	
		94-02	R				+ABS, 10-14Q	<b>655-087</b>	54	28		41	98	89	38,7	112	391	1077	s6	
		94-02	R				+ABS, Ch -5235557, 18Q	<b>655-159</b>	54	35		41	115	104	50	117	391	1084	s6	
	2.8 D, 4WD (64 kW) Eng. 8140.63		98-02		●		+ABS, 10-14Q	<b>613-022</b>				24	95	150						
98-02				●		+ABS, Ch -5235557, 18Q	<b>613-109</b>				33	111	93							
98-02				●		+ABS, Ch 5235558-, 18Q	<b>613-502</b>				33	110	160							
		98-02		●			+ABS, 10-14Q	<b>607-120</b>	54	28	39	62,9	100,4	60					4	2
		98-02		●			+ABS, Ch -5235557, 18Q	<b>607-132</b>	54	35	45	70	115,3	63					11	2
		98-02		●			+ABS, Ch 5235558-, 18Q	<b>607-236</b>	54	35	45	70	113,6	63					11	2
		98-02	L				+ABS, 10-14Q	<b>655-084</b>	54	28		37	98	89	38,7	112	68,5	770	s3	
		98-02	L				+ABS, Ch -5235557, 18Q	<b>655-158</b>	54	35		41	115	104	50	117	70	762	s3	
		98-02	L				+ABS, Ch 5235558-, 18Q	<b>655-160</b>	54	35		41	115	104	50	117	70	762	s3	
		98-02	R				+ABS, 10-14Q	<b>655-085</b>	54	28		37	98	89	38,7	112	369	1070	s6	
		98-02	R				+ABS, Ch -5235557, 18Q	<b>655-159</b>	54	35		41	115	104	50	117	391	1084	s6	
							+ABS, Ch 5235558-, 18Q	<b>655-161</b>	54	35		41	115	104	50	117	391	1084	s6	






















<b>Ducato III (230) '94-'02</b>			L/R			NOTE	CIFAM ref.	ABS	A	B	C	D	E	F	H	I	L	M	Fig		
2.8 JTD, 4WD (94 kW) Eng. 8140.43S		00-02		●		+ABS, 10-14Q	<b>613-022</b>				24	95	150								
		00-02		●		+ABS, Ch -5235557, 18Q	<b>613-109</b>				33	111	93								
		00-02		●		+ABS, Ch 5235558-, 18Q	<b>613-502</b>				33	110	160								
		00-02		●			+ABS, 10-14Q	<b>607-120</b>	54	28	39	62,9	100,4	60						4	2
		00-02		●			+ABS, Ch -5235557, 18Q	<b>607-132</b>	54	35	45	70	115,3	63						11	2
		00-02		●			+ABS, Ch 5235558-, 18Q	<b>607-236</b>	54	35	45	70	113,6	63						11	2
		00-02	L				+ABS, 10-14Q	<b>655-084</b>	54	28		37	98	89	38,7	112	68,5	770	s3		
		00-02	L				+ABS, Ch -5235557, 18Q	<b>655-158</b>	54	35		41	115	104	50	117	70	762	s3		
		00-02	L				+ABS, Ch 5235558-, 18Q	<b>655-160</b>	54	35		41	115	104	50	117	70	762	s3		
		00-02	R				+ABS, 10-14Q	<b>655-085</b>	54	28		37	98	89	38,7	112	369	1070	s6		
		00-02	R				+ABS, Ch -5235557, 18Q	<b>655-159</b>	54	35		41	115	104	50	117	391	1084	s6		
			R				+ABS, Ch 5235558-, 18Q	<b>655-161</b>	54	35		41	115	104	50	117	391	1084	s6		
2.8 TDi, 4WD (90 kW) Eng. 8140.43		97-02		●		+ABS, 10-14Q	<b>613-022</b>				24	95	150								
		97-02		●		+ABS, Ch -5235557, 18Q	<b>613-109</b>				33	111	93								
		97-02		●		+ABS, Ch 5235558-, 18Q	<b>613-502</b>				33	110	160								
		97-02		●			+ABS, 10-14Q	<b>607-120</b>	54	28	39	62,9	100,4	60						4	2
		97-02		●			+ABS, Ch -5235557, 18Q	<b>607-132</b>	54	35	45	70	115,3	63						11	2
		97-02		●			+ABS, Ch 5235558-, 18Q	<b>607-236</b>	54	35	45	70	113,6	63						11	2
		97-02	L				+ABS, 10-14Q	<b>655-084</b>	54	28		37	98	89	38,7	112	68,5	770	s3		
		97-02	L				+ABS, Ch -5235557, 18Q	<b>655-158</b>	54	35		41	115	104	50	117	70	762	s3		
		97-02	L				+ABS, Ch 5235558-, 18Q	<b>655-160</b>	54	35		41	115	104	50	117	70	762	s3		
		97-02	R				+ABS, 10-14Q	<b>655-085</b>	54	28		37	98	89	38,7	112	369	1070	s6		
		97-02	R				+ABS, Ch -5235557, 18Q	<b>655-159</b>	54	35		41	115	104	50	117	391	1084	s6		
			R				+ABS, Ch 5235558-, 18Q	<b>655-161</b>	54	35		41	115	104	50	117	391	1084	s6		
<b>Ducato IV (244, Z) '02-'06</b>			L/R			NOTE	CIFAM ref.	ABS	A	B	C	D	E	F	H	I	L	M	Fig		
2.0 JTD (62 kW) Eng. RHV(DW10)		4/02-		●		+ABS, 11-15-18Q	<b>613-022</b>				24	95	150								
			4/02-		●		+ABS, 11-15-18Q	<b>607-120</b>	54	28	39	62,9	100,4	60					4	2	
2.0, Bipower (81 kW) Eng. RFL(XU10J2U)		4/02-		●		+ABS, 11-15Q	<b>613-022</b>				24	95	150								
		4/02-		●		+ABS, 18Q-w/Long shaft	<b>613-502</b>				33	110	160								
		4/02-		●			+ABS, 11-15Q	<b>607-120</b>	54	28	39	62,9	100,4	60					4	2	
		4/02-		●			+ABS, 18Q-w/Long shaft	<b>607-236</b>	54	35	45	70	113,6	63					11	2	






























<b>Ducato IV (244, Z) '02-'06</b>			L/R			NOTE	CIFAM ref.	ABS	A	B	C	D	E	F	H	I	L	M	Fig		
2.3 JTD (81 kW) Eng. F1AE0481C		4/02-		●		+ABS, 11-15Q	<b>613-022</b>				24	95	150								
		4/02-		●		+ABS, 18Q-w/Long shaft	<b>613-502</b>				33	110	160								
		4/02-		●			+ABS, 11-15Q	<b>607-120</b>	54	28	39	62,9	100,4	60						4	2
		4/02-		●			+ABS, 18Q-w/Long shaft	<b>607-236</b>	54	35	45	70	113,6	63						11	2
		02-5/03	L				+ABS, G.Box:MG5, 11-15Q	<b>655-086</b>	54	28		41	98	89	38,7	112	70	756	s3		
		02-5/03	L				-ABS, 11-15Q	<b>655-815</b>		28	41		98	89	38,7	112	70	756	s3		
		02-5/03	R				+ABS, G.Box:MG5, 11-15Q	<b>655-087</b>	54	28		41	98	89	38,7	112	391	1077	s6		
		02-5/03	R				-ABS, G.Box:MG5, 11-15Q	<b>655-816</b>		28	41		98	89	38,7	112	391	1077	s4		
	94-98	L				+ABS, G.Box:MG5, 18Q	<b>655-160</b>	54	35		41	115	104	50	117	70	762	s3			
	94-98	R				+ABS, G.Box:MG5, 18Q	<b>655-161</b>	54	35		41	115	104	50	117	391	1084	s6			
2.8 JTD Power (107 kW) Eng. 8140.43N		04-		●		+ABS, 11-15Q	<b>613-022</b>				24	95	150								
		04-		●		+ABS, 18Q-w/Long shaft	<b>613-502</b>				33	110	160								
		04-		●			+ABS, 11-15Q	<b>607-120</b>	54	28	39	62,9	100,4	60						4	2
		04-		●			+ABS, 18Q-w/Long shaft	<b>607-236</b>	54	35	45	70	113,6	63						11	2
2.8 JTD, 4WD (94 kW) Eng. 8140.43S		4/02-		●		+ABS, 11-15Q	<b>613-022</b>				24	95	150								
		4/02-		●		+ABS, 18Q-w/Long shaft	<b>613-502</b>				33	110	160								
		4/02-		●			+ABS, 11-15Q	<b>607-120</b>	54	28	39	62,9	100,4	60						4	2
		4/02-		●			+ABS, 18Q-w/Long shaft	<b>607-236</b>	54	35	45	70	113,6	63						11	2
		02-5/03	L				+ABS, G.Box:MG5, 11-15Q	<b>655-086</b>	54	28		41	98	89	38,7	112	70	756	s3		
		02-5/03	L				-ABS, 11-15Q	<b>655-815</b>		28	41		98	89	38,7	112	70	756	s3		
		02-5/03	R				+ABS, G.Box:MG5, 11-15Q	<b>655-087</b>	54	28		41	98	89	38,7	112	391	1077	s6		
		02-5/03	R				-ABS, G.Box:MG5, 11-15Q	<b>655-816</b>		28	41		98	89	38,7	112	391	1077	s4		
	5/03-06	L				+ABS, M/T, G.Box:MG5, 18Q	<b>655-160</b>	54	35		41	115	104	50	117	70	762	s3			
	5/03-06	R				+ABS, M/T, G.Box:MG5, 18Q	<b>655-161</b>	54	35		41	115	104	50	117	391	1084	s6			
2.8 TD, 4WD (90 kW) Eng. 8140.43		03-06		●		+ABS, 11-15Q	<b>613-022</b>				24	95	150								
		03-06		●		+ABS, 18Q-w/Long shaft	<b>613-502</b>				33	110	160								
		03-06		●			+ABS, 11-15Q	<b>607-120</b>	54	28	39	62,9	100,4	60						4	2
		03-06		●			+ABS, 18Q-w/Long shaft	<b>607-236</b>	54	35	45	70	113,6	63						11	2
<b>Ducato V (250,251) '06-</b>			L/R			NOTE	CIFAM ref.	ABS	A	B	C	D	E	F	H	I	L	M	Fig		
100 MJT (74 kW) Eng. 4HV		06-		●		11q	<b>613-488</b>				27	90	140								
		06-		●		15-17-20q	<b>613-527</b>				30,5	104	125								
		06-		●			11q	<b>607-717</b>		35	27	71,5	97,9	59						4	2
		06-		●			15-17-20q	<b>607-726</b>		35	29	71,4	105,9	59						4	1

Ducato V (250,251) '06-			L/R			NOTE	CIFAM ref.	ABS	A	B	C	D	E	F	H	I	L	M	Fig		
115 MJT (85 kW) Eng. 250A1.000		11-		•			613-489				30,5	104	125								
		11-		•			607-718		35	29	71,4	105,9	59					4	2		
120 MJT (88 kW) Eng. F1AE0481D		06-		•	11q		613-488				27	90	140								
		06-		•	15-17-20q		613-527				30,5	104	125								
		06-		•	11q		607-717		35	27	71,5	97,9	59						4	2	
		06-		•	15-17-20q		607-726		35	29	71,4	105,9	59						4	1	
130 MJT (96 kW) Eng. F1AE0481N		06-		•	11q		613-488				27	90	140								
		06-		•	15-17-20q		613-527				30,5	104	125								
		06-		•	11q		607-717		35	27	71,5	97,9	59						4	2	
		06-		•	15-17-20q		607-726		35	29	71,4	105,9	59						4	1	
160 MJT (117 kW) Eng. F1CE0481D		06-		•			613-489				30,5	104	125								
		06-		•			607-718		35	29	71,4	105,9	59					4	2		
Fiorino I (127) '77-'87			L/R			NOTE	CIFAM ref.	ABS	A	B	C	D	E	F	H	I	L	M	Fig		
0.9 (33 kW) Eng. 100GL.000		3/80-84		•	Ch 8817482-		613-002				20	68	80								
		77-2/80		•	Ch -8817481		613-001				20	68	80								
		3/80-84		•	Ch 8817482-		607-002		22	20	48,1	80	55						4	3	
		77-2/80		•	Ch -8817481		607-001		20	20	43,1	80	55						4	3	
1.0 (37 kW) Eng. 127A.000/ B		80-		•	Ch -8817481		613-001				20	68	80								
		-87		•	Ch 8817482-		613-002				20	68	80								
		80-		•	Ch -8817481		607-001		20	20	43,1	80	55						4	3	
		-87		•	Ch 8817482-		607-002		22	20	48,1	80	55						4	3	
1.3 D, Panorama (33 kW) Eng. 127A5.000/ 146B1		82-12/87		•	M/T		613-002				20	68	80								
		82-12/87		•	M/T		607-002		22	20	48,1	80	55					4	3		
Fiorino II (147) '86-'93			L/R			NOTE	CIFAM ref.	ABS	A	B	C	D	E	F	H	I	L	M	Fig		
1.1 60 (40 kW) Eng. 146A9.000		88-12/93		•	M/T		613-002				20	68	80								
		88-12/93		•	M/T		607-019		20	20	43,1	80	55						4	3	
1.3 D (33 kW) Eng. 127A5.000		86-		•			613-002				20	68	80								
		86-		•			607-002		22	20	48,1	80	55						4	3	
1.5 i.e. 75 (55 kW) Eng. 149C1.000		5/88-12/93		•	M/T		613-002				20	68	80								
		5/88-12/93		•	M/T		607-019		20	20	43,1	80	55						4	3	



























<b>Fiorino II (147) '86-'93</b>			L/R			NOTE	CIFAM ref.	ABS	A	B	C	D	E	F	H	I	L	M	Fig		
1.7 D (42 kW) Eng. 149B2.000		5/88-93		•		M/T, Ch -8051674	613-002				20	68	80								
		5/88-93		•		M/T, Ch 8051675-	613-056				20	68	80								
		5/88-93			•	M/T	614-002				25	62	81								
		5/88-93		•		M/T, Ch -8051674	607-002		22	20	48,1	80	55						4	3	
		5/88-93		•		M/T, Ch 8051675-	607-065		22	20	48,1	80	55							4	3
		5/88-93			•	M/T	617-002			25			100								
1.7 D (44 kW) Eng. 149B3.000		87-90		•		M/T, Ch -8051674	613-002				20	68	80								
		87-90		•		M/T, Ch 8051675-	613-056				20	68	80								
		87-90			•	M/T	614-002				25	62	81								
		87-90		•		M/T, Ch -8051674	607-002		22	20	48,1	80	55						4	3	
		87-90		•		M/T, Ch 8051675-	607-065		22	20	48,1	80	55							4	3
		87-90			•	M/T	617-002			25			100								
<b>Fiorino III (146) '93-'06</b>			L/R			NOTE	CIFAM ref.	ABS	A	B	C	D	E	F	H	I	L	M	Fig		
1.3 (49 kW) Eng. 146A5.000		93-		•			613-174				20	68	80								
		93-		•			607-240		22	20	52	80	55						4	3	
1.4 i.e., Pick-up (49 kW) Eng. 146C5.000/146D5.000		92-		•		M/T	613-002				20	68	80								
		92-		•		M/T	607-019		20	20	43,1	80	55						4	3	
1.6 i.e., Pick up (55 kW) Eng. 146C6.000/146D6.000		93-		•			613-174				20	68	80								
		93-		•			607-240		22	20	52	80	55						4	3	
1.7 D (42 kW) Eng. 146B2.000		93-		•			613-174				20	68	80								
		93-		•			607-225		22	20	52	81	55						4	3	
1.7 TD, Pick up (46 kW) Eng. 146D7.000		97-		•		+/-ABS	613-173				20	75	105								
		97-		•		+ABS	607-232	44	22	22	52	83,1	54						4	3	
		97-		•		-ABS	607-231		22	22	52	83	54						4	3	
<b>Fiorino IV (225) '07-</b>			L/R			NOTE	CIFAM ref.	ABS	A	B	C	D	E	F	H	I	L	M	Fig		
1.3 MJT 16v (55 kW) Eng. 199A2.000		07-		•		M/T	613-287				25	78	130								
		07-		•		M/T	607-449		25	24	51	84	46						4	1	
1.4 (54 kW) Eng. KfV/KfT		07-	L	•			613-420				23	78	90								
		07-	R	•			613-428				31	75	115								
		07-	L	•			607-637		22	22	51	79,1	39,8						4a	1	
		07-	R	•			607-648		22	22	51	79,1	39,8						4a	1	























<b>Fiorino IV (225) '07-</b>			L/R			NOTE	CIFAM ref.	ABS	A	B	C	D	E	F	H	I	L	M	Fig
1.4 (57 kW) Eng. 350A1.000		10-	L	•			<b>613-420</b>				23	78	90						
		10-	R	•			<b>613-428</b>				31	75	115						
		10-	L	•			<b>607-637</b>		22	22	51	79,1	39,8					4a	1
		10-	R	•			<b>607-648</b>		22	22	51	79,1	39,8					4a	1
<b>Grande Punto Van (299) '05-</b>			L/R			NOTE	CIFAM ref.	ABS	A	B	C	D	E	F	H	I	L	M	Fig
1.3 MJT 16v (55 kW) Eng. 199A2.000		05-		•			<b>613-392</b>				25	78	130						
		05-		•			<b>607-592</b>		25	23	51	82,1	48,2					4	1
1.3 MJT 16v (66 kW) Eng. 199A3.000		05-		•	6Sp		<b>613-392</b>				25	78	130						
		05-		•	5Sp		<b>613-287</b>				25	78	130						
		05-		•	6Sp		<b>607-592</b>		25	23	51	82,1	48,2					4	1
		05-		•	5Sp		<b>607-449</b>		25	24	51	84	46					4	1
1.4 (57 kW) Eng. 350A1.000		05-		•	Gkn		<b>613-393</b>				22	72	127						
		05-		•	Gkn		<b>607-593</b>		22	21	51	75,1	40,5					4a	1
<b>Idea Van '04-</b>			L/R			NOTE	CIFAM ref.	ABS	A	B	C	D	E	F	H	I	L	M	Fig
1.3 MJT (51 kW) Eng. 188A9.000		04-9/05		•			<b>613-317</b>				20	78	103						
		04-9/05		•			<b>607-458</b>		25	23	51	82	42					4	1
1.3 MJT (66 kW) Eng. 199A3.000		05-		•			<b>613-287</b>				25	78	130						
		05-		•			<b>607-449</b>		25	24	51	84	46					4	1
1.4 (66 kW) Eng. 192B2.000		03-		•			<b>613-216</b>				20	68	80						
		03-		•			<b>607-296</b>		22	21	51	75	40					4a	1
1.4 16v (70 kW) Eng. 843A1.000		04-		•			<b>613-216</b>				20	68	80						
		04-		•			<b>607-296</b>		22	21	51	75	40					4a	1
1.9 JTD (74 kW) Eng. 188B2.000		04-		•			<b>613-287</b>				25	78	130						
		04-		•			<b>607-449</b>		25	24	51	84	46					4	1

Marengo '83-			L/R			NOTE	CIFAM ref.	ABS	A	B	C	D	E	F	H	I	L	M	Fig			
All models Marea		97-		•		1.9TD	613-056				20	68	80									
		97-		•		+/-ABS, 2.4TD	613-133				24	92	84									
		97-			•		2.4TD	614-019				25	62	81								
			97-		•		1.9TD	607-065		22	20	48,1	80	55						4	3	
	97-			•			+ABS, 2.4TD	607-153	44	25	28	56	98	47						4	3	
	97-			•			-ABS, 2.4TD	607-213		25	28	59	98	47						4	3	
		97-			•		2.4TD	617-020			25		100									
		4/99-01	L				M/T, 1.9JTD 77kW	655-669		25			90			85			465	s1		
		4/99-01	R				M/T, 1.9JTD 77kW	655-670		25			90	103		84,5			489	s10		
		97-	L/R				+ABS, 1.9TD 55KW	655-244	44	25	25		90	100		85			478	s10		
		97-	L/R				+ABS, 1.9TD 74kW	655-242	44	25			90	100	38,7	85			465	s1		
		97-	L/R				-ABS, 1.9TD 55KW	655-243		25	25		90	100		85			485	s10		
	97-	L/R				-ABS, 1.9TD 74kW	655-241		25			90	100	39,3	85			465	s1			
	<b>Multipa Van '99-</b>			L/R			NOTE	CIFAM ref.	ABS	A	B	C	D	E	F	H	I	L	M	Fig		
1.6 16v (76 kW) Eng. 182B6.000		4/99-		•			613-217				20	75	105									
		4/99-			•			614-019				25	62	81								
		4/99-		•				607-306	25	22	51	83	47						4	3		
		4/99-			•			617-020			25		100									
1.9 JTD (85 kW) Eng. 186A8.000		02-		•			613-149				25	86	96									
		02-		•				607-258	25	25	51	90	47						4	3		
1.9 JTD (88 kW) Eng. 186A9.000		04-		•			613-149				25	86	96									
		04-			•			614-019				25	62	81								
		04-		•				607-258	25	25	51	90	47						4	3		
		04-			•			617-020			25		100									
<b>Panda Van I (141A) '86-'98</b>			L/R			NOTE	CIFAM ref.	ABS	A	B	C	D	E	F	H	I	L	M	Fig			
0.75 (25 kW) Eng. 141B.000		86-95		•			613-002				20	68	80									
		86-95		•				607-019	20	20	43,1	80	55						4	3		
1.0 i.e. Kat, 4WD (33 kW) Eng. 141C2.000/ 156A2.246		87-98		•		FWD	613-002				20	68	80									
		87-98		•			FWD	607-019	20	20	43,1	80	55						4	3		
1.0, 4WD (32 kW) Eng. 156A2.100/ 156A3.100		86-92		•		FWD	613-002				20	68	80									
		86-92		•			FWD	607-019	20	20	43,1	80	55						4	3		




























<b>Panda Van I (141A) '86-'98</b>			L/R			NOTE	CIFAM ref.	ABS	A	B	C	D	E	F	H	I	L	M	Fig	
1.3 D (27 kW) Eng. 156A5.000		86-92		•			<b>613-002</b>				20	68	80							
		86-92		•			<b>607-019</b>		20	20	43,1	80	55						4	3
<b>Panda Van II (271) '03-</b>			L/R			NOTE	CIFAM ref.	ABS	A	B	C	D	E	F	H	I	L	M	Fig	
1.1 (40 kW) Eng. 187A1.000		10/03-		•			<b>613-316</b>				20	68	100							
		10/03-		•			<b>607-457</b>		22	20	47	72,3	40						4a	1
1.2 (38 kW) Eng. 188A4.000		9/03-		•			<b>613-316</b>				20	68	100							
		9/03-		•			<b>607-457</b>		22	20	47	72,3	40						4a	1
1.2, 4WD (44 kW) Eng. 188A4.000		9/03-		•			<b>613-316</b>				20	68	100							
		9/03-		•			<b>607-457</b>		22	20	47	72,3	40						4a	1
1.2, 4WD (51 kW) Eng. 169A4.000		10-		•			<b>613-316</b>				20	68	100							
		10-		•			<b>607-457</b>		22	20	47	72,3	40						4a	1
1.3 JTD (51 kW) Eng. 188A9.000		9/03-		•			<b>613-271</b>				20	68	100							
		9/03-		•			<b>607-396</b>		25	22	51	79	47						4	1
1.3 JTD (55 kW) Eng. 169A1.000		06-		•			<b>613-271</b>				20	68	100							
		06-		•			<b>607-396</b>		25	22	51	79	47						4	1
1.4 Natural power (57 kW) Eng. 350A1.000		09-		•			<b>613-271</b>				20	68	100							
		09-		•			<b>607-396</b>		25	22	51	79	47						4	1
<b>Punto Van I (176L) '96-'00</b>			L/R			NOTE	CIFAM ref.	ABS	A	B	C	D	E	F	H	I	L	M	Fig	
1.1 (40 kW) Eng. 176B2.000		96-		•	+/-ABS		<b>613-538</b>				20	68	80							
		96-		•	+ABS		<b>607-106</b>	44	22	20	71,6	80	40						4a	3
		96-		•	-ABS		<b>607-105</b>		22	20	71,6	80	40						4a	3
1.7 D (42 kW) Eng. 176B3.000		96-		•	+/-ABS		<b>613-538</b>				20	68	80							
		96-		•	+ABS		<b>607-106</b>	44	22	20	71,6	80	40						4a	3
		96-		•	-ABS		<b>607-105</b>		22	20	71,6	80	40						4a	3























































<b>Punto Van I (176L) '96-'00</b>			L/R			NOTE	CIFAM ref.	ABS	A	B	C	D	E	F	H	I	L	M	Fig	
1.7 TD (52 kW) Eng. 176A5.000		10/96-7/99		•		+/-ABS	<b>613-167</b>				20	75	105							
		4/96-6/96		•		+ABS	<b>613-020</b>				25	86	96							
		4/96-6/96		•		-ABS	<b>613-092</b>				25	86	96							
		7/96-10/96		•		+/-ABS	<b>613-149</b>				25	86	96							
		10/96-7/99		•		+ABS	<b>607-210</b>	44	25	22	52	87	47						4	3
		10/96-7/99		•		-ABS	<b>607-209</b>		25	22	52	83	47						4	3
		4/96-6/96		•		+ABS	<b>607-110</b>	44	25	25	52	90	47						4	2
		4/96-6/96		•		-ABS	<b>607-109</b>		25	25	52	90	47						4	2
		7/96-10/96		•		+ABS	<b>607-212</b>	44	25	25	52	90	47						4	3
		7/96-10/96		•		-ABS	<b>607-211</b>		25	25	52	90	47						4	3
<b>Punto Van II (188AX) '00-'05</b>			L/R			NOTE	CIFAM ref.	ABS	A	B	C	D	E	F	H	I	L	M	Fig	
1.2 (44 kW) Eng. 188A4.000		00-		•			<b>613-216</b>				20	68	80							
			00-		•			<b>607-296</b>	22	21	51	75	40						4a	1
1.3 JTD (51 kW) Eng. 188A9.000		03-05		•			<b>613-149</b>				25	86	96							
			03-05		•			<b>614-019</b>				25	62	81						
		03-05		•				<b>607-258</b>	25	25	51	90	47						4	3
			03-05		•			<b>617-020</b>			25		100							
		03-05	L				Ch -0822487	<b>655-424</b>	25			90	100	39,3	85			460	s1	
		03-05	L				M/T, Ch 0822488-	<b>655-922</b>	25		24	82,1	80		84,5	67,9	537	s3		
		03-05	R				Ch -0822487	<b>655-538</b>	25	25		90	100		85			497		
03-05	R					M/T, Ch 0822488-	<b>655-923</b>	25		24	82,1	79,2		84,5	379,5	876	s4			
1.9 DS 60 (44 kW) Eng. 188A3.000		00-		•			<b>613-216</b>				20	68	80							
			00-		•			<b>607-296</b>	22	21	51	75	40						4a	1
1.9 JTD (63 kW) Eng. 188A7.000		00-		•			<b>613-149</b>				25	86	96							
			00-		•			<b>614-019</b>				25	62	81						
		00-		•				<b>607-258</b>	25	25	51	90	47						4	3
			00-		•			<b>617-020</b>			25		100							
<b>Qubo IV (300) '08-</b>			L/R			NOTE	CIFAM ref.	ABS	A	B	C	D	E	F	H	I	L	M	Fig	
1.3 JTD (55 kW) Eng. 199A2.000		08-		•		M/T, 5 Sp	<b>613-287</b>				25	78	130							
			08-		•		M/T, 5 Sp	<b>607-449</b>	25	24	51	84	46						4	1

Qubo IV (300) '08-			L/R			NOTE	CIFAM ref.	ABS	A	B	C	D	E	F	H	I	L	M	Fig		
1.4 (54 kW) Eng. KFV		08-	L	•			613-420				23	78	90								
		08-	R	•				613-428				31	75	115							
		08-	L	•				607-637	22	22	51	79,1	39,8						4a	1	
		08-	R	•				607-648	22	22	51	79,1	39,8						4a	1	
1.4 (57 kW) Eng. 350A1.000		09-	L	•			613-420				23	78	90								
		09-	R	•				613-428				31	75	115							
		09-	L	•				607-637	22	22	51	79,1	39,8							4a	1
		09-	R	•				607-648	22	22	51	79,1	39,8						4a	1	
Scudo I (220L) '96-'06			L/R			NOTE	CIFAM ref.	ABS	A	B	C	D	E	F	H	I	L	M	Fig		
1.6 (58 kW) Eng. 220A2.000		2/96-		•		+ABS	613-170				25	86	96								
			2/96-		•		+ABS	607-222	48	27	34	58,6	89,9	49					11	2	
		2/96-	L				+ABS, G.Box:BE3	655-140	48	27		24	90	81	33	82	62	647	s3		
		2/96-	L				-ABS, G.Box:BE3	655-138		27		24	90	81	33	82	62	647	s3		
		2/96-	R				+ABS, G.Box:BE3	655-141	48	27		24	90	81	33	82	350	936	s4		
		2/96-	R				-ABS, G.Box:BE3	655-139		27		24	90	81	33	82	350	936	s4		
1.9 D (51 kW) Eng. D9B/ D8A/ U		96-		•		+ABS	613-170				25	86	96								
			96-		•		+ABS	607-222	48	27	34	58,6	89,9	49					11	2	
		96-	L				+ABS, G.Box:BE3	655-140	48	27		24	90	81	33	82	62	647	s3		
		96-	L				-ABS, G.Box:BE3	655-138		27		24	90	81	33	82	62	647	s3		
		96-	R				+ABS, G.Box:BE3	655-141	48	27		24	90	81	33	82	350	936	s4		
		96-	R				-ABS, G.Box:BE3	655-139		27		24	90	81	33	82	350	936	s4		
1.9 D (51 kW) Eng. WJZ(DW8)		98-		•		+ABS	613-170				25	86	96								
			98-		•		+ABS	607-222	48	27	34	58,6	89,9	49					11	2	
		98-	L				G.Box:BE3	655-138		27		24	90	81	33	82	62	647	s3		
		98-	L				+ABS, G.Box:BE3	655-140	48	27		24	90	81	33	82	62	647	s3		
		98-	R				G.Box:BE3	655-139		27		24	90	81	33	82	350	936	s4		
		98-	R				+ABS, G.Box:BE3	655-141	48	27		24	90	81	33	82	350	936	s4		
1.9 TD (66 kW) Eng. DHX(XUD9TF-L)		96-		•		+ABS	613-172				28	95	85								
			96-		•		+ABS	607-224	48	27	39	59	100,45	49,5					11	2	
		96-	L				+ABS, G.Box:ME5K	655-144	48	27		37	100	89	38,7	82	68,5	641	s3		
		96-	L				-ABS, G.Box:ME5K	655-142		27		37	100	89	38,7	82	68,5	642	s3		
		96-	R				+ABS, G.Box:ME5K	655-145	48	27		37	100	89	38,7	82	369	942	s4		
		96-	R				-ABS, G.Box:ME5K	655-143		27		37	100	89	38,7	82	369	942	s4		




















<b>Scudo II (272) '07-</b>			L/R			NOTE	CIFAM ref.	ABS	A	B	C	D	E	F	H	I	L	M	Fig		
2.0 MJT (94 kW) Eng. RH02		11-		•			<b>613-419</b>				25	90	107								
		11-		•			<b>607-636</b>		28	39	58,4	95	53,7						11a	2	
<b>Seicento Van '98-</b>			L/R			NOTE	CIFAM ref.	ABS	A	B	C	D	E	F	H	I	L	M	Fig		
0.9 i (29 kW) Eng. 1170A1.046		9/98-		•		Ch -47302	<b>613-058</b>				20	68	80								
		9/98-		•		Ch 47303-	<b>613-282</b>				20	68	80								
		9/98-		•		Ch -47302	<b>607-067</b>		22	20	71,4	72	41						4a	3	
		9/98-		•		Ch 47303-	<b>607-410</b>		22	20	47	72	43							4a	3
				L			M/T, Ch 47303-	<b>655-659</b>		22			72		29,1	75,9		534	s7		
				R			M/T, Ch 47303-	<b>655-660</b>		22			72		29,1	75,9		796	s7		
			98-	L			Ch -47302	<b>655-231</b>		22	19		72		29,2	74		535	s7		
			98-	R			Ch -47302	<b>655-232</b>		22	19		72		29,2	74		796	s7		
1.1 i (40 kW) Eng. 176B2.000/187A1.000		98-		•		M/T, Ch -47302	<b>613-058</b>				20	68	80								
		98-		•		M/T, Ch 47303-	<b>613-282</b>				20	68	80								
		98-		•		M/T, Ch -47302	<b>607-067</b>		22	20	71,4	72	41						4a	3	
		98-		•		M/T, Ch 47303-	<b>607-410</b>		22	20	47	72	43							4a	3
			98-	L			M/T, Ch -47302	<b>655-233</b>		22	19	22	72	67	29,2	74	61	555	s16		
			98-	L			M/T, G.Box 157	<b>655-659</b>		22			72		29,1	75,9		534	s7		
			98-	L			M/T, Ch 47303-	<b>655-657</b>		22	22		72	67		75,9	61	553	s16		
			98-	R			M/T, Ch -47302	<b>655-234</b>		22		22	72	67	29,2	74	61	775	s16		
		98-	R			M/T, G.Box 157	<b>655-660</b>		22			72		29,1	75,9		796	s7			
	98-	R			M/T, Ch 47303-	<b>655-658</b>		22		22	72	67		75,9	61	774	s3				
<b>Stilo Van '03-</b>			L/R			NOTE	CIFAM ref.	ABS	A	B	C	D	E	F	H	I	L	M	Fig		
1.4 16v (70 kW) Eng. 843A1.000		04-		•			<b>613-271</b>				20	68	100								
		04-		•			<b>607-396</b>		25	22	51	79	47						4	1	
1.6 16v (76 kW) Eng. 182B6.000		03-		•			<b>613-271</b>				20	68	100								
		03-		•			<b>607-396</b>		25	22	51	79	47						4	1	
1.9 JTD (103 kW) Eng. 192A5.000		03-		•			<b>613-093</b>				25	90	107								
		03-		•			<b>607-388</b>		25	26	59	91	48						4	1	
1.9 JTD (110 kW) Eng. 937A5.000		05-		•			<b>613-093</b>				25	90	107								
		05-		•			<b>607-388</b>		25	26	59	91	48						4	1	
1.9 JTD (58 kW) Eng. 192A3.000		03-		•			<b>613-179</b>				25	86	96								
		03-		•			<b>607-245</b>		25	25	59	89	47						4	3	




















<b>Stilo Van '03-</b>			L/R			NOTE	CIFAM ref.	ABS	A	B	C	D	E	F	H	I	L	M	Fig	
1.9 JTD (85 kW) Eng. 192A1.000		03-		•			613-191				25	90	107							
		03-		•			607-387		25	26	51	91	48					4	1	
1.9 JTD (88 kW) Eng. 192A8.000		05-		•			613-287				25	78	130							
		05-		•			607-493		25	24	51	84,4	47,4					4	1	
<b>Strada I (178E) '99-'05</b>			L/R			NOTE	CIFAM ref.	ABS	A	B	C	D	E	F	H	I	L	M	Fig	
1.2 (44 kW) Eng. 188A4.000		03-05		•			613-175				23	77	105							
		03-05		•			607-481		22	22	51	83	54					4	3	
1.2 16v (54 kW) Eng. 178B5.000		99-05		•			613-175				23	77	105							
		99-05		•			607-481		22	22	51	83	54					4	3	
1.7 TD (51 kW) Eng. 176A3.000		99-05		•			613-175				23	77	105							
		99-05		•			607-481		22	22	51	83	54					4	3	
		99-05	L		M/T		655-819		22			83,2		32	89,3		571	s7		
		99-05	R		M/T		655-820		22			83,2		32	89,3		919	s7		
1.9 D (46 kW) Eng. 223A6.000		00-05		•			613-175				23	77	105							
		00-05		•			607-481		22	22	51	83	54					4	3	
		00-05	L		M/T		655-819		22			83,2		32	89,3		571	s7		
		00-05	R		M/T		655-820		22			83,2		32	89,3		919	s7		
1.9 JTD (59 kW) Eng. 188A2.000		03-05		•			613-287				25	78	130							
		03-05		•			607-419		25	24	51	84,5	53					4	1	
		03-05	L		M/T		655-631		25			84,5			90		454			
		03-05	R		M/T		655-632		25			84,5			90		537			
<b>Strada II (178EXG) '05-</b>			L/R			NOTE	CIFAM ref.	ABS	A	B	C	D	E	F	H	I	L	M	Fig	
1.2 8v MPI (44 kW) Eng. 178B7.045		05-		•			613-175				23	77	105							
		05-		•			607-416		22	22	47	83	54					4	3	
1.3 MJT (Germany) (63 kW) Eng. 223A9.000		05-		•			613-287				25	78	130							
		05-		•			607-419		25	24	51	84,5	53					4	1	
1.6 16v Trekking (76 kW) Eng. 178D2.011		05-		•			613-175				23	77	105							
		05-		•			607-416		22	22	47	83	54					4	3	
1.7 TD (51 kW) Eng. 176A3.000		05-		•			613-175				23	77	105							
		05-		•			607-416		22	22	47	83	54					4	3	

Talento (290) '89-'94			L/R			NOTE	CIFAM ref.	ABS	A	B	C	D	E	F	H	I	L	M	Fig		
1.9 D (52 kW) Eng. 149B1.000		89-94		•			613-022				24	95	150								
		89-94		•			607-020		28	27	62,9	100	60						4	2	
		89-94	L					655-082		28		25	98	100	50	112	69	693	s5		
		89-94	R					655-083		28			98		50	112		1064	s5		
Uno Van '83-'95			L/R			NOTE	CIFAM ref.	ABS	A	B	C	D	E	F	H	I	L	M	Fig		
1.0 (32 kW) Eng. 156A2.000		90-95		•			613-002				20	68	80								
		90-95		•			607-019		20	20	43,1	80	55						4	3	
1.3 D (33 kW) Eng. 146B1.000		5/83-12/93		•			613-002				20	68	80								
		5/83-12/93		•			607-019		20	20	43,1	80	55						4	3	
1.4 TD (52 kW) Eng. 146B3.000		86-90		•		Ch 2511998-	613-002				20	68	80								
		86-90		•		Ch 2511998-	607-002		22	20	48,1	80	55						4	3	






















## FORD AUSTRALIA















Capri			L/R			NOTE	CIFAM ref.	ABS	A	B	C	D	E	F	H	I	L	M	Fig	
1.6 Eng. UL		10/89-10/90		•		Mod. SA	613-023				21	73	91							
		90-94		•		Mod. SC-SE	613-118				21	73	91							
		10/89-10/90		•		Mod. SA	607-024		24	22	52	79	56						3	1
		90-94		•		Mod. SC-SE	607-141		26	22	56	79	62						3	2
Laser '81-'94			L/R			NOTE	CIFAM ref.	ABS	A	B	C	D	E	F	H	I	L	M	Fig	
1.3		86-		•			614-025				23	74	92							
		86-		•			617-027		24	22	39,4	75,4								
1.5 (KA-KB) Eng. E5		81-9/85		•			613-023				21	73	91							
		81-9/85		•			614-025				23	74	92							
		81-9/85		•			607-024		24	22	52	79	56						3	1
		81-9/85		•			617-027		24	22	39,4	75,4								
1.5 T. (BF5P) Eng. E5		8/85-6/87		•		M/T	613-187				23	77	91							
		8/85-6/87		•		M/T	607-254		24	23	52	80	56						3	1
1.6 Eng. B6		10/85-3/90		•		Mod. KC	613-023				21	73	91							
		4/90-2/94		•		Mod. KE-KF-KH	613-118				21	73	91							
		10/85-3/90		•		Mod. KC	607-024		24	22	52	79	56						3	1
		4/90-2/94		•		Mod. KE-KF-KH	607-141		26	22	56	79	62						3	2

## FORD AUSTRALIA
















<b>Laser '81-'94</b>			L/R			NOTE	CIFAM ref.	ABS	A	B	C	D	E	F	H	I	L	M	Fig	
1.6 LHD		86-			•		<b>614-025</b>				23	74	92							
		86-			•		<b>617-027</b>		24	22	39,4	75,4								
1.6 T., 4WD (BF-MP) Eng. B6		10/85-10/89			•	FWD	<b>613-187</b>				23	77	91							
		10/85-10/89			•	FWD	<b>607-254</b>		24	23	52	80	56						3	1
1.8 (KE-KF-KH)		4/90-2/94			•		<b>613-118</b>				21	73	91							
		4/90-2/94			•		<b>607-141</b>		26	22	56	79	62						3	2
<b>Meteor</b>			L/R			NOTE	CIFAM ref.	ABS	A	B	C	D	E	F	H	I	L	M	Fig	
1.5 (GA-GB) Eng. E5		81-9/85			•		<b>613-023</b>				21	73	91							
		81-9/85			•		<b>607-024</b>		24	22	52	79	56						3	1
<b>Telstar</b>			L/R			NOTE	CIFAM ref.	ABS	A	B	C	D	E	F	H	I	L	M	Fig	
2.0 (AR-AS-AT) Eng. FE		83-88			•		<b>613-040</b>				25	86	96							
		83-88			•		<b>607-042</b>		26	25	52	89,5	62						3	1

## FORD BRASIL






































<b>Belina I '71-'77</b>			L/R			NOTE	CIFAM ref.	ABS	A	B	C	D	E	F	H	I	L	M	Fig	
All models		1/71-9/77			•		<b>607-233</b>		24	30	46	80	79						5	3
<b>Belina II '77-'86</b>			L/R			NOTE	CIFAM ref.	ABS	A	B	C	D	E	F	H	I	L	M	Fig	
All models		9/77-12/86			•		<b>607-233</b>		24	30	46	80	79						5	3
<b>Corcel II '77-'86</b>			L/R			NOTE	CIFAM ref.	ABS	A	B	C	D	E	F	H	I	L	M	Fig	
All models		9/77-12/86			•		<b>607-233</b>		24	30	46	80	79						5	3
<b>Del Rey '81-'89</b>			L/R			NOTE	CIFAM ref.	ABS	A	B	C	D	E	F	H	I	L	M	Fig	
All models		1/81-7/89			•	M/T+A/T	<b>607-233</b>		24	30	46	80	79						5	3
<b>Escort '83-'92</b>			L/R			NOTE	CIFAM ref.	ABS	A	B	C	D	E	F	H	I	L	M	Fig	
1.6		83-11/92			•	+/-ABS	<b>613-017</b>				20	78	103							
		83-11/92			•	+/-ABS	<b>607-014</b>		23	22	55	84	61						4	3



























<b>Festiva</b>			L/R			NOTE	CIFAM ref.	ABS	A	B	C	D	E	F	H	I	L	M	Fig	
All models		86-90		•		1.3 Eng. DAJ, DA3 DOHC	<b>613-194</b>				20	70	120							
		88-92		•		Exc. 1.3	<b>613-142</b>				19	66	94							
		86-90		•		1.3 Eng. DAJ, DA3 DOHC	<b>607-261</b>		24	20	52	72	56						3	1
		88-92		•		Exc. 1.3	<b>607-171</b>		24	19	52	71	56						3	1
<b>Pampa '81-'89</b>			L/R			NOTE	CIFAM ref.	ABS	A	B	C	D	E	F	H	I	L	M	Fig	
2WD, 4WD			5/81-7/89		•	FWD	<b>607-233</b>		24	30	46	80	79						5	3
<b>Verona '90-'92</b>			L/R			NOTE	CIFAM ref.	ABS	A	B	C	D	E	F	H	I	L	M	Fig	
1.6		1/90-12/92		•		+/-ABS	<b>613-017</b>				20	78	103							
		1/90-12/92		•		+/-ABS	<b>607-014</b>		23	22	55	84	61						4	3




























## FORD EUROPE





















<b>C-Max II '07-'10</b>			L/R			NOTE	CIFAM ref.	ABS	A	B	C	D	E	F	H	I	L	M	Fig	
1.6 (74 kW) Eng. SHDA		07-		•			<b>613-386</b>				31	75	115							
		07-		•			<b>607-564</b>		36	24	56,5	81	48					13a	1	
1.6 TDCi (66 kW) Eng. HHDA/ B		07-	L	•			<b>613-357</b>				21	85	103							
		07-	R	•			<b>613-451</b>				37,5	85,5	115							
		07-	L	•			<b>607-510</b>		36	26	56,4	86,9	48,4						13a	1
		07-	R	•			<b>607-677</b>		36	26	56,4	86,9	48,4						13a	1
1.6 TDCi (74 kW) Eng. G8DC/ MTDA		07-	L	•			<b>613-357</b>				21	85	103							
		07-	R	•			<b>613-451</b>				37,5	85,5	115							
		07-	L	•			<b>607-510</b>		36	26	56,4	86,9	48,4						13a	1
		07-	R	•			<b>607-677</b>		36	26	56,4	86,9	48,4						13a	1
1.6 TDCi (80 kW) Eng. G8DB		07-	L	•			<b>613-357</b>				21	85	103							
		07-	R	•			<b>613-451</b>				37,5	85,5	115							
		07-	L	•			<b>607-510</b>		36	26	56,4	86,9	48,4						13a	1
		07-	R	•			<b>607-677</b>		36	26	56,4	86,9	48,4						13a	1
1.8 TDCi (85 kW) Eng. KKDA		07-	L	•			<b>613-357</b>				21	85	103							
		07-	L	•			<b>607-510</b>		36	26	56,4	86,9	48,4						13a	1
1.8, Flexifuel (92 kW) Eng. HDEA		07-		•			<b>613-385</b>				23	77	105							
		07-		•			<b>607-777</b>		36	23	56	82,1	48						13a	2


































































<b>C-Max II '07-'10</b>			L/R			NOTE	CIFAM ref.	ABS	A	B	C	D	E	F	H	I	L	M	Fig
2.0 TDCi (100 kW) Eng. G6DB/ D		07-10		•		M/T, 6Sp	613-384				25	90	107						
		07-10		•		M/T, 6Sp	607-776		36	26	56,2	90,9	49					13a	2
2.0 TDCi (81 kW) Eng. C20DD0X		08-		•		M/T, 6Sp	613-384				25	90	107						
		08-		•		M/T, 6Sp	607-776		36	26	56,2	90,9	49					13a	2
2.0, CNG, LPG (107 kW) Eng. SYDA/ AODA/ B		07-		•			613-385				23	77	105						
		07-		•			607-777		36	23	56	82,1	48					13a	2
<b>Consul (GGCL,FL,NL) '72-'75</b>			L/R			NOTE	CIFAM ref.	ABS	A	B	C	D	E	F	H	I	L	M	Fig
1.7, Coupe, SW (48-51-55 kW) Eng. 17M/ EV17L		72-75		•	•	M/T	614-007				25	62	81						
		72-75		•	•	M/T	617-005			25		100							
2.0 (60-66 kW) Eng. 2602E/ 2724E/ 3006E/ 3010E		72-75		•	•	M/T	614-007				25	62	81						
		72-75		•	•	M/T	617-005			25		100							
2.0, Coupe, SW (73 kW) Eng. TL20H		72-75		•	•	M/T	614-007				25	62	81						
		72-75		•	•	M/T	617-005			25		100							
2.3, Coupe, SW (79 kW) Eng. YYE/ TV23		72-75		•	•	M/T	614-007				25	62	81						
		72-75		•	•	M/T	617-005			25		100							
<b>Escort III (GAA) '80-'86</b>			L/R			NOTE	CIFAM ref.	ABS	A	B	C	D	E	F	H	I	L	M	Fig
1.1 (43 kW) Eng. GPA/ GMA/ GLB/ GLA/ GLW		80-83		•			613-037				20	68	100						
		80-83		•			607-037		23	20	50	72	61					4	3
1.1, SW (37 kW) Eng. GSB/ C/ E/ F/ G/ H		83-85		•			613-037				20	68	100						
		83-85		•			607-037		23	20	50	72	61					4	3
1.3, SW, Cabrio (51 kW) Eng. JPA/ C		8/80-12/85		•		+/-ABS	613-017				20	78	103						
		8/80-12/85		•		+/-ABS	607-014		23	22	55	84	61					4	3
1.6 (71 kW) Eng. LP1/ LP2/ LUA/ B/ C/ D/ H		80-82		•		+/-ABS, M/T	613-017				20	78	103						
		80-82		•		+/-ABS, M/T	607-014		23	22	55	84	61					4	3
1.6 D, SW (40 kW) Eng. LTA/ B/ C		2/84-12/85		•		+/-ABS	613-017				20	78	103						
		2/84-12/85		•		+/-ABS	607-014		23	22	55	84	61					4	3
1.6 i (66 kW) Eng. L4B		7/85-12/85		•		+/-ABS, M/T+A/T	613-017				20	78	103						
		7/85-12/85		•		+/-ABS, M/T+A/T	607-014		23	22	55	84	61					4	3
1.6, SW, Cabrio (58 kW) Eng. LP1/ LP2/ LUA/ B/ C/ D/ H		8/80-12/85		•		+/-ABS, M/T+A/T	613-017				20	78	103						
		8/80-12/85		•		+/-ABS, M/T+A/T	607-014		23	22	55	84	61					4	3






























Escort IV (GAF,AWF,ABFT) '85-'90			L/R 	NOTE	CIFAM ref.	ABS	A	B	C	D	E	F	H	I	L	M	Fig
1.1, SW (37-40 kW) Eng. GSB/ C/ E/ F/ G/ H		8/88-8/90	●	+/-ABS	613-017				20	78	103						
		85-7/88	●		613-037				20	68	100						
		85-7/88		●	614-009				19	68	96						
		8/88-8/90	●	+/-ABS	607-014		23	22	55	84	61					4	3
		85-7/88	●		607-037		23	20	50	72	61					4	3
		85-7/88		●	617-007		23	20	40	75							
1.3 (46 kW) Eng. JBA		7/88-8/90	●	M/T	613-037				20	68	100						
		7/88-8/90	●	+/-ABS	613-017				20	78	103						
		1/86-8/90		●	614-009				19	68	96						
		7/88-8/90	●	M/T	607-037		23	20	50	72	61					4	3
		7/88-8/90	●	+/-ABS	607-014		23	22	55	84	61					4	3
		1/86-8/90		●	617-007		23	20	40	75							
1.3, SW (44 kW) Eng. JLA/ B/ JBB		86-8/90	●		613-037				20	68	100						
		86-8/90	●	+/-ABS	613-017				20	78	103						
		86-8/90		●	614-009				19	68	96						
		86-8/90	●		607-037		23	20	50	72	61					4	3
		86-8/90	●	+/-ABS	607-014		23	22	55	84	61					4	3
		86-8/90		●	617-007		23	20	40	75							
1.3, SW (51 kW) Eng. JPA/ C		86-88	●		613-037				20	68	100						
		86-88	●	+/-ABS	613-017				20	78	103						
		86-88		●	614-009				19	68	96						
		86-88	●		607-037		23	20	50	72	61					4	3
		86-88	●	+/-ABS	607-014		23	22	55	84	61					4	3
		86-88		●	617-007		23	20	40	75							
1.4, Cabrio, SW (54 kW) Eng. F6D/ F6B/ FUC		1/86-8/90	●	+/-ABS, M/T+A/T	613-017				20	78	103						
		1/86-8/90	●	+/-ABS, M/T+A/T	607-014		23	22	55	84	61					4	3
1.4, Cabrio, SW (55 kW) Eng. FUA/ B/ C/ D/ G/ H/ J		1/86-8/90	●	+/-ABS, M/T+A/T	613-017				20	78	103						
		1/86-8/90	●	+/-ABS, M/T+A/T	607-014		23	22	55	84	61					4	3
1.6 D, SW (40 kW) Eng. LTA/ B/ C		1/86-8/90	●	+/-ABS	613-017				20	78	103						
		1/86-8/90	●	+/-ABS	607-014		23	22	55	84	61					4	3
1.6 i, Cabrio (75 kW) Eng. LJB		89-90	●	+/-ABS, M/T+A/T, G.Box:ATX/CTX	613-017				20	78	103						
		89-90	●	+/-ABS, M/T+A/T, G.Box:ATX/CTX	607-014		23	22	55	84	61					4	3























Escort IV (GAF,AWF,ABFT) '85-'90			L/R			NOTE	CIFAM ref.	ABS	A	B	C	D	E	F	H	I	L	M	Fig	
1.6 i, Cabrio, SW (66 kW) Eng. L4B		1/86-8/90		●		+/-ABS, M/T+A/T, G.Box:ATX/CTX	613-017				20	78	103							
		1/86-8/90		●		+/-ABS, M/T+A/T, G.Box:ATX/CTX	607-014		23	22	55	84	61						4	3
1.6, Cabrio, SW (58 kW) Eng. LP1/LP2/ LUA/ B/ C/ D/ H		1/86-8/90		●		+/-ABS, M/T+A/T	613-017				20	78	103							
		1/86-8/90		●		+/-ABS, M/T+A/T	607-014		23	22	55	84	61						4	3
1.8 D, SW (44 kW) Eng. RTA/ B/ C/ D/ E/ F/ G/ H/ J/ K		4/86-8/90		●		+/-ABS	613-017				20	78	103							
		4/86-8/90		●		+/-ABS	607-014		23	22	55	84	61						4	3
Escort V (GAL) '90-'92			L/R			NOTE	CIFAM ref.	ABS	A	B	C	D	E	F	H	I	L	M	Fig	
1.3, SW (44 kW) Eng. J4B/ J6A		7/90-9/92		●		+/-ABS	613-134				20	78	103							
		7/90-9/92		●		+/-ABS, M/T	613-037				20	68	100							
		7/90-9/92		●		+/-ABS	607-156		23	22	48	84	51						4	3
		7/90-9/92		●		+/-ABS, M/T	607-041		23	20	60	72	50						4	3
1.4, Cabrio, SW (52 kW) Eng. F6A/ B/ C/ D/ E/ F/ G		7/90-9/92		●		+/-ABS	613-134				20	78	103							
		9/90-9/92		●		+/-ABS	613-102				20	78	103							
		7/90-9/92		●		+/-ABS	607-156		23	22	48	84	51						4	3
		9/90-9/92		●		+/-ABS	607-125		25	22	56,6	84	55,5						4	3
		90-92	L			-ABS	655-249		25	22	23	81	84	30	88	61	606	s16		
		90-92	R			-ABS	655-250		25	22	23	81	84	30	88	61	904	s16		
1.6i, 16v (66 kW) Eng. LUG/ K/ J		9/90-92		●		+/-ABS	613-102				20	78	103							
		9/90-92		●		+/-ABS	607-125		25	22	56,6	84	55,5						4	3
		90-92	L				655-249		25	22	23	81	84	30	88	61	606	s16		
		90-92	R				655-250		25	22	23	81	84	30	88	61	904	s16		
1.6i, Cabrio, SW (77 kW) Eng. LJF		9/90-92		●		+/-ABS	613-102				20	78	103							
		9/90-92		●		+/-ABS	607-125		25	22	56,6	84	55,5						4	3
1.8 16v XR3i, Cabrio (96 kW) Eng. RQB/ C		2/92-12/92		●		+/-ABS, G.Box:MTX75	613-161				25	90	107							
		9/92-12/92		●		+/-ABS, G.Box:MTX	613-102				20	78	103							
		2/92-12/92		●		+/-ABS, G.Box:MTX75	607-198		25	25	56,6	90	56						4	3
		9/92-12/92		●		+/-ABS, G.Box:MTX	607-125		25	22	56,6	84	55,5						4	3
1.8 D, SW (44 kW) Eng. RTA/ B/ C/ D/ E/ F/ G/ H/ J/ K		9/90-12/92		●		+/-ABS	613-102				20	78	103							
		9/90-12/92		●		+/-ABS	607-125		25	22	56,6	84	55,5						4	3
		9/90-12/92	L			-ABS, G.Box:MTX	655-249		25	22	23	81	84	30	88	61	606	s16		
		9/90-12/92	R			-ABS, G.Box:MTX	655-250		25	22	23	81	84	30	88	61	904	s16		

Escort V (GAL) '90-'92			L/R			NOTE	CIFAM ref.	ABS	A	B	C	D	E	F	H	I	L	M	Fig	
1.8i 16v XR3i, Cabrio, SW (77 kW) Eng. RDA/ B		2/92-12/92		●		+/-ABS, G.Box:MTX75	<b>613-161</b>				25	90	107							
		9/92-12/92		●		+/-ABS, G.Box:MTX	<b>613-102</b>				20	78	103							
		2/92-12/92		●		+/-ABS, G.Box:MTX75	<b>607-198</b>	25	25	56,6	90	56							4	3
		9/92-12/92		●		+/-ABS, G.Box:MTX	<b>607-125</b>	25	22	56,6	84	55,5							4	3
		2/92-12/92	L				M/T, G.Box:MTX75	<b>655-090</b>	25		26	90	87,2	37	88	68,5	598		s3	
		2/92-12/92	R				M/T, G.Box:MTX75	<b>655-091</b>	25		26	90	87,2	37	88	68,5	907		s3	
2.0 RS, 4WD (110 kW) Eng. N7A		5/91-12/92		●		+/-ABS, G.Box:MTX75	<b>613-161</b>				25	90	107							
		5/91-12/92		●		+/-ABS, G.Box:MTX75	<b>607-198</b>	25	25	56,6	90	56						4	3	
		5/91-12/92	L				M/T, G.Box:MTX75	<b>655-090</b>	25		26	90	87,2	37	88	68,5	598		s3	
		5/91-12/92	R				M/T, G.Box:MTX75	<b>655-091</b>	25		26	90	87,2	37	88	68,5	907		s3	
Escort VI (GAL) '92-'95			L/R			NOTE	CIFAM ref.	ABS	A	B	C	D	E	F	H	I	L	M	Fig	
1.3, SW (44 kW) Eng. J4B/ J6A		92-95		●		+/-ABS	<b>613-204</b>				20	68	100							
		92-95		●		+/-ABS, G.Box:MTX	<b>613-161</b>				25	90	107							
		92-95		●		+/-ABS	<b>607-283</b>	25	20	56,6	72	56							4	3
		92-95		●		+/-ABS, G.Box:MTX	<b>607-198</b>	25	25	56,6	90	56							4	3
1.4 (55 kW) Eng. FUH		94-95		●		+/-ABS	<b>613-102</b>				20	78	103							
		94-95		●		+/-ABS	<b>607-125</b>	25	22	56,6	84	55,5						4	3	
1.4, Cabrio, SW (52 kW) Eng. F6A/ B/ C/ D/ E/ F/ G				●		+/-ABS	<b>613-102</b>				20	78	103							
				●		+/-ABS	<b>607-125</b>	25	22	56,6	84	55,5						4	3	
1.4, Cabrio, SW (55 kW) Eng. F4A/ B		93-95		●		+/-ABS	<b>613-102</b>				20	78	103							
		93-95		●		+/-ABS	<b>607-125</b>	25	22	56,6	84	55,5						4	3	
1.6i 16v, Cabrio, SW (65-66 kW) Eng. L1E/ F/ G/ H/ J/ K/ L/ N/ Q		94-95		●		+/-ABS	<b>613-102</b>				20	78	103							
		94-95		●		+/-ABS	<b>607-125</b>	25	22	56,6	84	55,5						4	3	
1.8 16v XR3i, Cabrio, SW (96 kW) Eng. RQB/ C		92-95		●		+/-ABS, G.Box:MTX, Exc. SW	<b>613-102</b>				20	78	103							
		92-95		●		+/-ABS, G.Box:MTX75, Only SW	<b>613-161</b>				25	90	107							
		92-95		●		+/-ABS, G.Box:MTX, Exc. SW	<b>607-125</b>	25	22	56,6	84	55,5							4	3
		92-95		●		+/-ABS, G.Box:MTX75, Only SW	<b>607-198</b>	25	25	56,6	90	56							4	3
1.8 D, SW (44 kW) Eng. RTA/ B/ C/ D/ E/ F/ G/ H/ J/ K		92-95		●		+/-ABS	<b>613-102</b>				20	78	103							
		92-95		●		+/-ABS	<b>607-125</b>	25	22	56,6	84	55,5						4	3	
		92-95	L				-ABS, G.Box:MTX	<b>655-249</b>	25	22	23	81	84	30	88	61	606		s16	
		92-95	R				-ABS, G.Box:MTX	<b>655-250</b>	25	22	23	81	84	30	88	61	904		s16	


















<b>Escort VI (GAL) '92-'95</b>			L/R			NOTE	CIFAM ref.	ABS	A	B	C	D	E	F	H	I	L	M	Fig		
1.8 TD, SW (66 kW) Eng. RFA/ B/ D/ K/ L/ M/ N/ S		2/93-1/95		●		+/-ABS, M/T, G.Box:MTX75	<b>613-161</b>				25	90	107								
		2/93-1/95		●		+/-ABS, M/T, G.Box:MTX75	<b>607-198</b>	25	25	56,6	90	56						4	3		
		2/93-1/95	L				M/T, G.Box:MTX75	<b>655-090</b>	25		26	90	87,2	37	88	68,5	598	s3			
		2/93-1/95	R				M/T, G.Box:MTX75	<b>655-091</b>	25		26	90	87,2	37	88	68,5	907	s3			
1.8i 16v, Cabrio, SW (77 kW) Eng. RDA/ B		93-95		●		+/-ABS, G.Box:MTX, Exc. SW	<b>613-102</b>				20	78	103								
		93-95		●		+/-ABS, G.Box:MTX, Exc. SW	<b>607-125</b>	25	22	56,6	84	55,5						4	3		
		93-95	L				M/T, G.Box:MTX75, Only SW	<b>655-090</b>	25		26	90	87,2	37	88	68,5	598	s3			
		93-95	R				M/T, G.Box:MTX75, Only SW	<b>655-091</b>	25		26	90	87,2	37	88	68,5	907	s3			
2.0 RS, 4WD (110 kW) Eng. N7A		92-95		●		+/-ABS, FWD, G.Box:MTX75	<b>613-102</b>				20	78	103								
		92-95		●		+/-ABS, FWD, G.Box:MTX75	<b>607-125</b>	25	22	56,6	84	55,5						4	3		
		92-95	L				M/T, G.Box:MTX75	<b>655-090</b>	25		26	90	87,2	37	88	68,5	598	s3			
		92-95	R				M/T, G.Box:MTX75	<b>655-091</b>	25		26	90	87,2	37	88	68,5	907	s3			
<b>Escort VII (GAL,AAL,ABL) '95-'00</b>			L/R			NOTE	CIFAM ref.	ABS	A	B	C	D	E	F	H	I	L	M	Fig		
1.3, SW (44 kW) Eng. J4B/ J6A		2/95-98		●		+/-ABS, M/T	<b>613-037</b>				20	68	100								
		2/95-98		●		+/-ABS, M/T	<b>607-041</b>	23	20	60	72	50						4	3		
1.4, Cabrio, SW (55 kW) Eng. F4A/ B/ FUH		2/95-98		●		+/-ABS, M/T	<b>613-102</b>				20	78	103								
		2/95-98		●		+/-ABS, M/T	<b>607-125</b>	25	22	56,6	84	55,5						4	3		
1.6i 16v, Cabrio, SW, 4WD (65-66 kW) Eng. L1E/ F/ G/ H/ J/ K/ L/ N/ Q		2/95-98		●		+/-ABS, M/T	<b>613-102</b>				20	78	103								
		2/95-98		●		+/-ABS, M/T	<b>607-125</b>	25	22	56,6	84	55,5						4	3		
1.8 16v, Cabrio, SW (85 kW) Eng. RKC		95-98		●		+/-ABS, M/T	<b>613-102</b>				20	78	103								
		95-98		●		+/-ABS, M/T	<b>607-125</b>	25	22	56,6	84	55,5						4	3		
1.8 D, SW (44 kW) Eng. RTA/ B/ C/ D/ E/ F/ G/ H/ J/ K		95-96		●		+/-ABS	<b>613-102</b>				20	78	103								
		95-96		●		+/-ABS	<b>607-125</b>	25	22	56,6	84	55,5						4	3		
1.8 TD, Cabrio, SW (51 kW) Eng. RVA		95-98		●		+/-ABS, M/T	<b>613-102</b>				20	78	103								
		95-98		●		+/-ABS, M/T	<b>607-125</b>	25	22	56,6	84	55,5						4	3		
1.8 TD, Cabrio, SW (66 kW) Eng. RFA/ B/ D/ K/ L/ M/ N/ S		95-98		●		+/-ABS, M/T	<b>613-161</b>				25	90	107								
		95-98		●		+/-ABS, M/T	<b>607-198</b>	25	25	56,6	90	56						4	3		
1.8i 16v, Cabrio, SW (77 kW) Eng. RDA/ B		1/95-8/95		●		+/-ABS	<b>613-102</b>				20	78	103								
		1/95-8/95		●		+/-ABS, G.Box:MTX75	<b>613-161</b>				25	90	107								
		1/95-8/95		●		+/-ABS	<b>607-125</b>	25	22	56,6	84	55,5							4	3	
		1/95-8/95		●		+/-ABS, G.Box:MTX75	<b>607-198</b>	25	25	56,6	90	56							4	3	
























Escort VIII (AAL,ABL) '98-'00			L/R			NOTE	CIFAM ref.	ABS	A	B	C	D	E	F	H	I	L	M	Fig	
1.6i 16v, SW (66 kW) Eng. L1E/ F/ G/ H/ J/ K/ L/ N/ Q		98-00		•		+/-ABS	613-102				20	78	103							
		98-00		•		+/-ABS	607-125		25	22	56,6	84	55,5					4	3	
1.8 TD, SW (66 kW) Eng. RFA/ B/ D/ K/ L/ M/ N/ S		98-00		•		-ABS	613-250				21	85	103							
		98-00		•		-ABS	607-364		25	30	56,6	89,9	55,5					4	2	
Fiesta I '76-'83			L/R			NOTE	CIFAM ref.	ABS	A	B	C	D	E	F	H	I	L	M	Fig	
0.95 (29 kW) Eng. TKA/ W/ BL09L/ H		5/76-2/83		•		M/T	613-037				20	68	100							
		9/79-2/83			•	M/T	614-009				19	68	96							
		5/76-8/80		•		M/T	607-036		22	20	50	72	61						4	3
		9/80-2/83		•		M/T	607-037		23	20	50	72	61						4	3
		9/79-2/83			•	M/T	617-007		23	20	40	75								
0.95 (33 kW) Eng. TLA/ BL09L/ H		5/76-2/83		•		M/T	613-037				20	68	100							
		9/79-2/83			•	M/T	614-009				19	68	96							
		5/76-8/80		•		M/T	607-036		22	20	50	72	61						4	3
		9/80-2/83		•		M/T	607-037		23	20	50	72	61						4	3
		9/79-2/83			•	M/T	617-007		23	20	40	75								
1.1 (39 kW) Eng. GMA/ GPA/ GLB/ GLA/ GLW		9/79-2/83		•		M/T	613-037				20	68	100							
		9/79-2/83			•	M/T	614-009				19	68	96							
		8/80-2/83		•		M/T	607-037		23	20	50	72	61						4	3
		9/79-7/80		•		M/T	607-036		22	20	50	72	61						4	3
		9/79-2/83			•	M/T	617-007		23	20	40	75								
1.3 (49 kW) Eng. J3E		77-8/83		•		M/T	613-083				20	78	103							
		77-8/83		•		M/T	607-092		23	22	55	81	61					4	3	
1.6 XR2 (63 kW) Eng. L3E/ KL16G(751M)		9/81-8/83		•		M/T	613-083				20	78	103							
		9/81-8/83		•		M/T	607-092		23	22	55	81	61					4	3	
Fiesta II (FBD) '83-'89			L/R			NOTE	CIFAM ref.	ABS	A	B	C	D	E	F	H	I	L	M	Fig	
1.0 (33 kW) Eng. TKB		3/83-3/89		•		M/T	613-037				20	68	100							
		3/83-3/89			•	M/T	614-009				19	68	96							
		3/83-3/89		•		M/T	607-037		23	20	50	72	61						4	3
		3/83-3/89		•		M/T	617-007		23	20	40	75								




























<b>Fiesta II (FBD) '83-'89</b>			L/R			NOTE	CIFAM ref.	ABS	A	B	C	D	E	F	H	I	L	M	Fig
1.1 (37 kW) Eng. GSB/ C/ E/ F/ G/ H		3/83-3/89		•		M/T	<b>613-037</b>				20	68	100						
		3/83-3/89			•	M/T	<b>614-009</b>				19	68	96						
		3/83-3/89		•		M/T	<b>607-037</b>		23	20	50	72	61					4	3
		3/83-3/89			•	M/T	<b>617-007</b>		23	20	40	75							
1.3 (51 kW) Eng. JPA/ C		3/83-1/87		•		M/T	<b>613-083</b>				20	78	103						
		3/83-1/87		•		M/T	<b>607-092</b>		23	22	55	81	61					4	3
1.4 (52 kW) Eng. F6A/ B/ C/ D/ E/ F/ G		5/86-11/89		•		+/-ABS	<b>613-017</b>				20	78	103						
		5/86-11/89		•		+/-ABS	<b>607-014</b>		23	22	55	84	61					4	3
1.4 (54 kW) Eng. FUA/ B/ C/ D/ G/ H/ J		87-89		•		+/-ABS	<b>613-017</b>				20	78	103						
		87-89		•		+/-ABS	<b>607-014</b>		23	22	55	84	61					4	3
1.4 (55 kW) Eng. FUB		10/85-5/86		•		M/T	<b>613-083</b>				20	78	103						
		5/86-11/89		•		+/-ABS	<b>613-017</b>				20	78	103						
		10/85-5/86		•		M/T	<b>607-092</b>		23	22	55	81	61					4	3
		5/86-11/89		•		+/-ABS	<b>607-014</b>		23	22	55	84	61					4	3
1.6 D (40 kW) Eng. LTB		4/84-4/88		•		M/T	<b>613-083</b>				20	78	103						
		4/88-3/89		•		M/T	<b>613-037</b>				20	68	100						
		4/88-3/89			•	M/T	<b>614-009</b>				19	68	96						
		4/84-4/88		•		M/T	<b>607-092</b>		23	22	55	81	61					4	3
		4/88-3/89		•		M/T	<b>607-037</b>		23	20	50	72	61					4	3
		4/88-3/89			•	M/T	<b>617-007</b>		23	20	40	75							
1.6 XR2 (70 kW) Eng. LP1/ LP2/ LUA/ B/ C/ D/ H		3/84-2/89		•		+/-ABS	<b>613-017</b>				20	78	103						
		3/84-2/89		•		+/-ABS	<b>607-014</b>		23	22	55	84	61					4	3
<b>Fiesta III (GFJ) '89-'95</b>			L/R			NOTE	CIFAM ref.	ABS	A	B	C	D	E	F	H	I	L	M	Fig
1.0 (33 kW) Eng. TLB		4/89-4/94		•		+/-ABS, M/T	<b>613-037</b>				20	68	100						
		5/94-12/95		•		+/-ABS	<b>613-204</b>				20	68	100						
		4/89-12/95			•	M/T	<b>614-009</b>				19	68	96						
		4/89-4/94		•		+/-ABS, M/T	<b>607-041</b>		23	20	60	72	50					4	3
		5/94-12/95		•		+/-ABS	<b>607-283</b>		25	20	56,6	72	56					4	3
		4/89-12/95			•	M/T	<b>617-007</b>		23	20	40	75							
		1/94-12/95	L			-ABS	<b>655-162</b>		25	22	23	72	84	30	89	61	590	s3	
		1/94-12/95	R			-ABS	<b>655-265</b>		25	22	23	72	84	30	89	61	866	s16	

































Fiesta III (GFJ) '89-'95		L/R			NOTE	CIFAM ref.	ABS	A	B	C	D	E	F	H	I	L	M	Fig		
1.1 (40 kW) Eng. GUD/ E		1/89-1/94		●	+/-ABS, M/T	613-037				20	68	100								
		4/89-1/94			●	M/T	614-009			19	68	96								
		1/89-1/94		●	+/-ABS, M/T	607-041		23	20	60	72	50						4	3	
		4/89-1/94			●	M/T	617-007		23	20	40	75								
		1/94-12/95	L			-ABS	655-162		25	22	23	72	84	30	89	61	590	s3		
		1/94-12/95	R			-ABS	655-265		25	22	23	72	84	30	89	61	866	s16		
1.1i (37 kW) Eng. G6A		1/89-1/94		●	+/-ABS, M/T	613-037				20	68	100								
		5/94-12/95		●	+/-ABS	613-204				20	68	100								
		4/89-1/94			●	M/T	614-009			19	68	96								
		1/89-1/94		●	+/-ABS, M/T	607-041		23	20	60	72	50							4	3
		5/94-12/95		●	+/-ABS	607-283		25	20	56,6	72	56							4	3
		4/89-1/94			●	M/T	617-007		23	20	40	75								
		1/94-12/95	L			-ABS	655-162		25	22	23	72	84	30	89	61	590	s3		
		1/94-12/95	R			-ABS	655-265		25	22	23	72	84	30	89	61	866	s16		
1.3, Kat (44 kW) Eng. J6B/ JBC		1/94-12/95		●	M/T	613-102				20	78	103								
		7/90-1/94		●	+/-ABS, M/T	613-134				20	78	103								
		1/94-12/95		●	M/T	607-192		25	22	56,6	81	55,5							4	3
		7/90-1/94		●	+/-ABS, M/T	607-156		23	22	48	84	51							4	3
		1/94-12/95	L			-ABS	655-251		25	22	23	81	84	30	89	61	590	s16		
		1/94-12/95	R			-ABS	655-252		25	22	23	81	84	30	89	61	865	s16		
		7/90-1/94	L			-ABS, M/T	655-088		23	22	23	84	84		80	61	584	s9		
7/90-1/94		R			-ABS, M/T	655-089		23	22	23	84	84		80	61	861	s9			
1.4 (52 kW) Eng. F6A/ B/ C/ D/ E/ F/ G		1/94-12/95		●	M/T	613-102				20	78	103								
		4/89-1/94		●	+/-ABS, M/T	613-134				20	78	103								
		1/94-12/95		●	M/T	607-192		25	22	56,6	81	55,5							4	3
		4/89-1/94		●	+/-ABS, M/T	607-156		23	22	48	84	51							4	3
		4/89-1/94	L			-ABS, M/T	655-088		23	22	23	84	84		80	61	584	s9		
		4/89-1/94	R			-ABS, M/T	655-089		23	22	23	84	84		80	61	861	s9		
1.4 (54 kW) Eng. FUA/ B/ C/ D/ G/ H/ J		1/94-12/95		●	M/T	613-102				20	78	103								
		4/89-1/94		●	+/-ABS, M/T	613-134				20	78	103								
		1/94-12/95		●	M/T	607-192		25	22	56,6	81	55,5							4	3
		4/89-1/94		●	+/-ABS, M/T	607-156		23	22	48	84	51							4	3
		4/89-1/94	L			-ABS, M/T	655-088		23	22	23	84	84		80	61	584	s9		
		4/89-1/94	R			-ABS, M/T	655-089		23	22	23	84	84		80	61	861	s9		




























































Fiesta III (GFJ) '89-'95			L/R			NOTE	CIFAM ref.	ABS	A	B	C	D	E	F	H	I	L	M	Fig	
1.4 Kat (54 kW) Eng. F4A/ B		1/94-12/95		●		M/T	613-102				20	78	103							
		4/89-1/94		●		+/-ABS, M/T	613-134				20	78	103							
		1/94-12/95		●			M/T	607-192	25	22	56,6	81	55,5						4	3
		4/89-1/94		●			+/-ABS, M/T	607-156	23	22	48	84	51						4	3
		4/89-1/94	L				-ABS, M/T	655-088	23	22	23	84	84			80	61	584	s9	
		4/89-1/94	R				-ABS, M/T	655-089	23	22	23	84	84			80	61	861	s9	
1.6 (65 kW) Eng. LP1/ LP2/ LUA/ B/ C/ D/ H		4/89-1/94		●		+/-ABS, M/T	613-134				20	78	103							
		4/89-1/94		●			+/-ABS, M/T	607-156	23	22	48	84	51						4	3
1.6 T. RS (96 kW) Eng. LHA/ LNA/ B		90-92	L			-ABS, M/T	655-088	23	22	23	84	84			80	61	584	s9		
		90-92	R			-ABS, M/T	655-089	23	22	23	84	84			80	61	861	s9		
1.6 XR2i (76 kW) Eng. LJD		1/94-12/95		●		+/-ABS	613-102				20	78	103							
		4/89-1/94		●			+/-ABS, M/T	613-134				20	78	103						
		1/94-12/95		●			+/-ABS	607-125	25	22	56,6	84	55,5						4	3
		4/89-1/94		●			+/-ABS, M/T	607-156	23	22	48	84	51						4	3
		1/94-12/95	L				-ABS	655-251	25	22	23	81	84	30	89	61	590	s16		
		1/94-12/95	R				-ABS	655-252	25	22	23	81	84	30	89	61	865	s16		
1.6 XR2i (81 kW) Eng. LJC		1/94-12/95		●		+/-ABS	613-102				20	78	103							
		4/89-1/94		●			+/-ABS, M/T	613-134				20	78	103						
		1/94-12/95		●			+/-ABS	607-125	25	22	56,6	84	55,5						4	3
		4/89-1/94		●			+/-ABS, M/T	607-156	23	22	48	84	51						4	3
		2/94-12/95	L				-ABS	655-251	25	22	23	81	84	30	89	61	590	s16		
		2/94-12/95	R				-ABS	655-252	25	22	23	81	84	30	89	61	865	s16		
		89-1/94	L				-ABS, M/T	655-088	23	22	23	84	84			80	61	584	s9	
		89-1/94	R				-ABS, M/T	655-089	23	22	23	84	84			80	61	861	s9	
1.8 16v XR2i (96 kW) Eng. RQB/ C		1/94-12/95		●		+/-ABS	613-102				20	78	103							
		2/92-1/94		●			+/-ABS, M/T	613-134				20	78	103						
		1/94-12/95		●			+/-ABS	607-125	25	22	56,6	84	55,5						4	3
		2/92-1/94		●			+/-ABS, M/T	607-156	23	22	48	84	51						4	3
		1/92-1/94	L				-ABS, M/T	655-088	23	22	23	84	84			80	61	584	s9	
		1/92-1/94	R				-ABS, M/T	655-089	23	22	23	84	84			80	61	861	s9	
		2/94-12/95	L				-ABS	655-251	25	22	23	81	84	30	89	61	590	s16		
		2/94-12/95	R				-ABS	655-252	25	22	23	81	84	30	89	61	865	s16		

Fiesta III (GFJ) '89-'95			L/R			NOTE	CIFAM ref.	ABS	A	B	C	D	E	F	H	I	L	M	Fig	
1.8 D (44 kW) Eng. RTA/ B/ C/ D/ E/ F/ G/ H/ J/ K		1/94-12/95		●		M/T	613-102				20	78	103							
		4/89-1/94		●		+/-ABS, M/T	613-134				20	78	103							
		1/94-12/95		●			M/T	607-192	25	22	56,6	81	55,5						4	3
		4/89-1/94		●			+/-ABS, M/T	607-156	23	22	48	84	51						4	3
		1/94-8/95	L				-ABS	655-251	25	22	23	81	84	30	89	61	590	s16		
		1/94-8/95	R				-ABS	655-252	25	22	23	81	84	30	89	61	865	s16		
		4/89-1/94	L				-ABS, M/T	655-088	23	22	23	84	84		80	61	584	s9		
4/89-1/94		R				-ABS, M/T	655-089	23	22	23	84	84		80	61	861	s9			
1.8 TD (57 kW) Eng. RFA/ B/ D/ K/ L/ M/ N/ S		93-95		●			613-102				20	78	103							
		93-95		●			607-192	25	22	56,6	81	55,5						4	3	
		93-95	L				-ABS	655-251	25	22	23	81	84	30	89	61	590	s16		
		93-95	R				-ABS	655-252	25	22	23	81	84	30	89	61	865	s16		
1.8i 16v (77 kW) Eng. RDA/ B		1/94-12/95		●		+/-ABS	613-102				20	78	103							
		92-1/94		●		+/-ABS, M/T	613-134				20	78	103							
		1/94-12/95		●			+/-ABS	607-125	25	22	56,6	84	55,5						4	3
		92-1/94		●			+/-ABS, M/T	607-156	23	22	48	84	51						4	3
		1/92-1/94	L				-ABS, M/T	655-088	23	22	23	84	84		80	61	584	s9		
		1/92-1/94	R				-ABS, M/T	655-089	23	22	23	84	84		80	61	861	s9		
Fiesta IV (JA, JB) '95-'02			L/R			NOTE	CIFAM ref.	ABS	A	B	C	D	E	F	H	I	L	M	Fig	
1.2 i 16v (55 kW) Eng. DHA/ B/ C/ D/ E/ F/ G		1/96-01		●		M/T	613-102				20	78	103							
		1/96-01		●		M/T	607-192	25	22	56,6	81	55,5						4	3	
		1/97-	L/R					655-545	25			81		32	89			513		
		1/97-1/02	L				M/T	655-970	25		23	81	78,5	30	89	61,5	603			
		1/97-1/02	R				M/T	655-971	25		23	81	78,5	30	89	371	900			
		8/95-12/96	L/R					655-263	25			81		30	89		513	s7		
1.3 i (37 kW) Eng. JJA/ C/ E/ K/ J/ M		1/96-01		●		+/-ABS	613-204				20	68	100							
		1/96-01		●		+/-ABS	607-283	25	20	56,6	72	56						4	3	
		1/97-4/00	L				M/T	655-970	25		23	81	78,5	30	89	61,5	603			
		1/97-4/00	R				M/T	655-971	25		23	81	78,5	30	89	371	900			
		96-02	L					655-541	25		23	72	73	30	89	61,3	603	s16		
96-02	R					655-539	25		25	72	74,5	32	89	285	812	s5				
1.3 i (44 kW) Eng. J4C/ L/ Q/ R/ T/ J		1/96-01		●		+/-ABS	613-204				20	68	100							
		1/96-01		●		+/-ABS	607-283	25	20	56,6	72	56						4	3	


























<b>Fiesta IV (JA, JB) '95-'02</b>			L/R			NOTE	CIFAM ref.	ABS	A	B	C	D	E	F	H	I	L	M	Fig		
1.4i 16v (66 kW) Eng. FHA/ D/ E/ F		4/96-01		•		M/T	<b>613-102</b>				20	78	103								
		4/96-01		•		M/T	<b>607-192</b>		25	22	56,6	81	55,5						4	3	
		1/97-	L/R					<b>655-545</b>		25			81		32	89			513		
		1/97-1/02	L				M/T	<b>655-970</b>		25		23	81	78,5	30	89	61,5	603			
		1/97-1/02	R				M/T	<b>655-971</b>		25		23	81	78,5	30	89	371	900			
		4/96-12/96	L/R					<b>655-263</b>		25			81		30	89		513	s7		
1.6 16v Sport (76 kW) Eng. L1T/ V		00-		•			<b>613-102</b>				20	78	103								
		00-		•			<b>607-192</b>		25	22	56,6	81	55,5						4	3	
1.8 D (44 kW) Eng. RTA/ B/ C/ D/ E/ F/ G/ H/ J/ K		1/96-01		•		M/T	<b>613-102</b>				20	78	103								
		1/96-01		•		M/T	<b>607-192</b>		25	22	56,6	81	55,5						4	3	
		1/97-	L/R					<b>655-545</b>		25			81		32	89			513		
		1/97-4/00	L				M/T	<b>655-970</b>		25		23	81	78,5	30	89	61,5	603			
		1/97-4/00	R				M/T	<b>655-971</b>		25		23	81	78,5	30	89	371	900			
		8/95-12/96	L/R					<b>655-263</b>		25			81		30	89		513	s7		
1.8 Di (55 kW) Eng. RTN/ P/ Q		00-02		•			<b>613-102</b>				20	78	103								
		00-02		•			<b>607-192</b>		25	22	56,6	81	55,5						4	3	
		1/97-4/00	L				M/T	<b>655-970</b>		25		23	81	78,5	30	89	61,5	603			
		1/97-4/00	R				M/T	<b>655-971</b>		25		23	81	78,5	30	89	371	900			
<b>Fiesta V (JH) '01-'08</b>			L/R			NOTE	CIFAM ref.	ABS	A	B	C	D	E	F	H	I	L	M	Fig		
1.2 16v (51 kW) Eng. M7JA/ B		03-		•			<b>613-297</b>				28	67	98								
		03-		•			<b>607-432</b>		25	22	53,3	73,3	55,5						4	1	
1.2 16v (55 kW) Eng. FUJA/ B		02-		•		M/T	<b>613-102</b>				20	78	103								
		02-		•		M/T	<b>607-192</b>		25	22	56,6	81	55,5						4	3	
1.3 (51 kW) Eng. A9JA/ B		11/01-		•			<b>613-297</b>				28	67	98								
		11/01-		•			<b>607-432</b>		25	22	53,3	73,3	55,5						4	1	
		01-	L					<b>655-543</b>		25		23	73,6	72	31	88	61,5	618	s5		
		01-	R					<b>655-544</b>		25		23	73,6	72	31	88	61,5	920	s6		
1.3i (44 kW) Eng. BAJA		01-		•			<b>613-297</b>				28	67	98								
		01-		•			<b>607-432</b>		25	22	53,3	73,3	55,5						4	1	
		01-	L					<b>655-543</b>		25		23	73,6	72	31	88	61,5	618	s5		
		01-	R					<b>655-544</b>		25		23	73,6	72	31	88	61,5	920	s6		

<b>Fiesta V (JH) '01-'08</b>			L/R			NOTE	CIFAM ref.	ABS	A	B	C	D	E	F	H	I	L	M	Fig		
1.4 16v (59 kW) Eng. FXJA/ B		11/01-		•			<b>613-297</b>				28	67	98								
		11/01-		•			<b>607-432</b>	25	22	53,3	73,3	55,5						4	1		
		01-	L					<b>655-543</b>	25		23	73,6	72	31	88	61,5	618	s5			
		01-	R					<b>655-544</b>	25		23	73,6	72	31	88	61,5	920	s6			
1.4 TDCi (50 kW) Eng. F6JA/ B/ C		11/01-		•			<b>613-294</b>				20	68	100								
		11/01-		•			<b>607-429</b>	25	20	53	72,3	55						4	1		
		01-	L			M/T		<b>655-838</b>	25		23	72	69,5	30	89	61,5	616	s3			
		01-	R			M/T		<b>655-839</b>	25		23	72	69,5	30	89	372	914	s4			
1.6 16v (74 kW) Eng. FYJA		01-		•			<b>613-295</b>				20	68	100								
		01-		•			<b>607-430</b>	25	21	53,2	75,6	56						4	1		
		01-	L					<b>655-543</b>	25		23	73,6	72	31	88	61,5	618	s5			
		01-	R					<b>655-544</b>	25		23	73,6	72	31	88	61,5	920	s6			
1.6 TDCi (66 kW) Eng. HHJA/ B		04-		•			<b>613-246</b>				24	80	116								
		04-		•			<b>607-354</b>	25	23	53,2	82	55						4	1		
<b>Fiesta VI '08-</b>			L/R			NOTE	CIFAM ref.	ABS	A	B	C	D	E	F	H	I	L	M	Fig		
1.2 16v (44 kW) Eng. STJA/ B		08-		•			<b>613-444</b>				22	72	127								
		08-		•			<b>607-669</b>	25	22	53,3	73,6	55,8						4	1		
1.2 16v (60 kW) Eng. SNJA/ B		08-		•			<b>613-444</b>				22	72	127								
		08-		•			<b>607-669</b>	25	22	53,3	73,6	55,8						4	1		
1.4 TDCi (52 kW) Eng. F6JD/KVJA		08-		•			<b>613-444</b>				22	72	127								
		08-		•			<b>607-669</b>	25	22	53,3	73,6	55,8						4	1		
<b>Focus C-Max '03-'08</b>			L/R			NOTE	CIFAM ref.	ABS	A	B	C	D	E	F	H	I	L	M	Fig		
1.6 (74 kW) Eng. HWDA/ B		03-08		•			<b>613-386</b>				31	75	115								
		03-08		•			<b>607-564</b>	36	24	56,5	81	48						13a	1		
		03-08	L			M/T		<b>655-907</b>	36	23		81	78,5	30	48,2	61,5	601	s3			
		03-08	R			M/T		<b>655-885</b>	36	23		81	78,5	30	48,2	371	905	s4			
1.6 TDCi (66 kW) Eng. HHDA/ B		05-08		•			<b>613-357</b>				21	85	103								
		05-08		•			<b>607-510</b>	36	26	56,4	86,9	48,4						13a	1		
		05-08	L					<b>655-912</b>	36	26		87	84		47,8	70	583	s3			
		05-08	R					<b>655-886</b>	36	26		87	84		47,8	389	921	s4			

<b>Focus C-Max '03-'08</b>			L/R			NOTE	CIFAM ref.	ABS	A	B	C	D	E	F	H	I	L	M	Fig		
1.6 TDCi (80 kW) Eng. G8DA/ B		03-08		•			<b>613-357</b>				21	85	103								
		03-08		•			<b>607-510</b>		36	26	56,4	86,9	48,4						13a	1	
		03-08	L					<b>655-912</b>		36	26		87	84		47,8	70	583		s3	
		03-08	R					<b>655-886</b>		36	26		87	84		47,8	389	921		s4	
1.6 Ti (85 kW) Eng. HXDA		04-08		•			<b>613-386</b>				31	75	115								
		04-08		•			<b>607-564</b>		36	24	56,5	81	48						13a	1	
		04-08	L			M/T		<b>655-907</b>		36	23		81	78,5	30	48,2	61,5	601		s3	
		04-08	R			M/T		<b>655-885</b>		36	23		81	78,5	30	48,2	371	905		s4	
1.8 (88 kW) Eng. CSDA/ B		03-		•			<b>613-386</b>				31	75	115								
		03-		•			<b>607-564</b>		36	24	56,5	81	48						13a	1	
1.8 (92 kW) Eng. QQDA/ B		04-08		•			<b>613-385</b>				23	77	105								
		04-08		•			<b>607-563</b>		36	23	56	82,1	48						13a	2	
1.8 Flexifuel (92 kW) Eng. QQDA/ B		06-08		•			<b>613-385</b>				23	77	105								
		06-08		•			<b>607-563</b>		36	23	56	82,1	48						13a	2	
1.8 TDCi (85 kW) Eng. KKDA		05-08		•	M/T		<b>613-384</b>				25	90	107								
		05-08		•	M/T		<b>607-776</b>		36	26	56,2	90,9	49						13a	2	
2.0 TDCi (100 kW) Eng. G6DA/ B		03-08		•			<b>613-384</b>				25	90	107								
		03-08		•			<b>607-562</b>		36	26	56,2	90,9	49						13a	2	
<b>Focus I, SW '98-'04</b>			L/R			NOTE	CIFAM ref.	ABS	A	B	C	D	E	F	H	I	L	M	Fig		
1.4 16v (55 kW) Eng. FXDA/ B/ C/ D		98-		•	M/T+A/T		<b>613-246</b>				24	80	116								
		98-		•	M/T+A/T		<b>607-354</b>		25	23	53,2	82	55						4	1	
		10/98-	L			G.Box:BE/IB5		<b>655-372</b>		25			82			87		633		s5	
		10/98-	R			G.Box:BE/IB5		<b>655-373</b>		25			82			87		930		s6	
1.4i 16v (66 kW) Eng. FHA/ D/ E/ F		98-		•	A/T		<b>613-246</b>				24	80	116								
		98-		•	A/T		<b>607-354</b>		25	23	53,2	82	55						4	1	
1.6 16v (74 kW) Eng. FYDA/ B/ C/ D		98-		•			<b>613-246</b>				24	80	116								
		98-		•			<b>607-354</b>		25	23	53,2	82	55						4	1	
		10/98-	L			G.Box:BE/IB5		<b>655-372</b>		25			82			87		633		s5	
		10/98-	R			G.Box:BE/IB5		<b>655-373</b>		25			82			87		930		s6	






















<b>Focus I, SW '98-'04</b>			L/R			NOTE	CIFAM ref.	ABS	A	B	C	D	E	F	H	I	L	M	Fig		
1.8 16v (85 kW) Eng. EYDB/ C/ D/ E/ F		98-		•			<b>613-246</b>				24	80	116								
		98-		•			<b>607-354</b>	25	23	53,2	82	55						4	1		
		10/98-	L			G.Box:BE/IB5	<b>655-372</b>	25				82				87		633	s5		
		10/98-	R			G.Box:BE/IB5	<b>655-373</b>	25				82				87		930	s6		
1.8 Di / TDDi (55 kW) Eng. BHDA/ B		99-04		•			<b>613-246</b>				24	80	116								
		99-04		•			<b>607-354</b>	25	23	53,2	82	55						4	1		
		99-04	L			G.Box:MTX75	<b>655-374</b>	25		26	82	79	34	88,4	69	613	s9				
		99-04	R			G.Box:MTX75	<b>655-375</b>	25		26	82	78	34	87	395	947	s6				
1.8 TDCi (74 kW) Eng. FFDA		02-		•			<b>613-358</b>				31	75	115								
		02-		•			<b>607-511</b>	25	24	52,7	84,6	56						4	1		
		9/02-	L			M/T	<b>655-974</b>	25		26	84,4	81	35,5	88	69	610					
		9/02-	R			M/T	<b>655-975</b>	25		36	84,4	81	35,5	88	389	943					
1.8 TDCi (85 kW) Eng. F9DA/ B		01-04		•			<b>613-358</b>				31	75	115								
		01-04		•			<b>607-511</b>	25	24	52,7	84,6	56						4	1		
		3/01-	L			M/T	<b>655-974</b>	25		26	84,4	81	35,5	88	69	610					
		3/01-	R			M/T	<b>655-975</b>	25		36	84,4	81	35,5	88	389	943					
1.8 TDi / TDDi (66 kW) Eng. C9DA/ B/ C		98-		•			<b>613-246</b>				24	80	116								
		98-		•			<b>607-354</b>	25	23	53,2	82	55						4	1		
		10/98-	L			G.Box:MTX75	<b>655-374</b>	25		26	82	79	34	88,4	69	613	s9				
		10/98-	R			G.Box:MTX75	<b>655-375</b>	25		26	82	78	34	87	395	947	s6				
2.0 16v (96 kW) Eng. EDDB/ C/ D/ F		98-		•			<b>613-246</b>				24	80	116								
		98-		•			<b>607-354</b>	25	23	53,2	82	55						4	1		
		10/98-	L			G.Box:MTX75	<b>655-374</b>	25		26	82	79	34	88,4	69	613	s9				
		10/98-	R			G.Box:MTX75	<b>655-375</b>	25		26	82	78	34	87	395	947	s6				
<b>Focus II '04-'08</b>			L/R			NOTE	CIFAM ref.	ABS	A	B	C	D	E	F	H	I	L	M	Fig		
1.4 (59 kW) Eng. ASDA/ B		04-		•			<b>613-385</b>				23	77	105								
		04-		•			<b>613-357</b>				21	85	103								
		04-		•			<b>607-563</b>	36	23	56	82,1	48							13a	2	
		04-		•			<b>607-510</b>	36	26	56,4	86,9	48,4							13a	1	
		03-08	L			M/T	<b>655-907</b>	36	23		81	78,5	30	48,2	61,5	601	s3				
		03-08	R			M/T	<b>655-885</b>	36	23		81	78,5	30	48,2	371	905	s4				

























































<b>Focus II '04-'08</b>			L/R			NOTE	CIFAM ref.	ABS	A	B	C	D	E	F	H	I	L	M	Fig		
2.0 (107 kW) Eng. AODA/ B		04-		•			<b>613-357</b>				21	85	103								
		04-		•		G.Box:IB5	<b>613-385</b>				23	77	105								
		04-		•			<b>607-510</b>		36	26	56,4	86,9	48,4							13a	1
		04-		•		G.Box:IB5	<b>607-563</b>		36	23	56	82,1	48							13a	2
		04-08		•		M/T	<b>607-777</b>		36	23	56	82,1	48							13a	2
2.0 TDCi (100 kW) Eng. G6DA/ B/ D		04-		•			<b>613-385</b>				23	77	105								
		04-		•			<b>613-357</b>				21	85	103								
		04-08		•		M/T, 6Sp	<b>613-384</b>				25	90	107								
		04-		•			<b>607-563</b>		36	23	56	82,1	48							13a	2
		04-		•			<b>607-510</b>		36	26	56,4	86,9	48,4							13a	1
		04-08		•		M/T, 6Sp	<b>607-776</b>		36	26	56,2	90,9	49							13a	2
2.5 (166 kW) Eng. HYDA		05-		•		G.Box:IB5	<b>613-385</b>				23	77	105								
		05-		•		G.Box:IB5	<b>607-563</b>		36	23	56	82,1	48							13a	2
<b>Focus II Cabrio '06-'08</b>			L/R			NOTE	CIFAM ref.	ABS	A	B	C	D	E	F	H	I	L	M	Fig		
1.6 (74 kW) Eng. HWDA/ B		06-08	L			M/T	<b>655-907</b>		36	23		81	78,5	30	48,2	61,5	601		s3		
		06-08	R			M/T	<b>655-885</b>		36	23		81	78,5	30	48,2	371	905		s4		
2.0 (107 kW) Eng. AODA/ B		06-		•		G.Box:IB5	<b>613-385</b>				23	77	105								
			06-		•		G.Box:IB5	<b>607-563</b>		36	23	56	82,1	48						13a	2
2.0 TDCi (100 kW) Eng. G6DA/ B		06-08		•		M/T, 6Sp	<b>613-384</b>				25	90	107								
			06-08		•		M/T, 6Sp	<b>607-776</b>		36	26	56,2	90,9	49						13a	2
<b>Focus II SW '04-'08</b>			L/R			NOTE	CIFAM ref.	ABS	A	B	C	D	E	F	H	I	L	M	Fig		
1.4 (59 kW) Eng. ASDA/ B		05-08		•			<b>613-385</b>				23	77	105								
			05-08		•			<b>607-563</b>		36	23	56	82,1	48						13a	2
		05-08	L				M/T	<b>655-907</b>		36	23		81	78,5	30	48,2	61,5	601		s3	
		05-08	R				M/T	<b>655-885</b>		36	23		81	78,5	30	48,2	371	905		s4	
1.6 (74 kW) Eng. HWDA/ B		05-08		•			<b>613-385</b>				23	77	105								
			05-08		•			<b>607-563</b>		36	23	56	82,1	48						13a	2
		05-08	L				M/T	<b>655-907</b>		36	23		81	78,5	30	48,2	61,5	601		s3	
		05-08	R				M/T	<b>655-885</b>		36	23		81	78,5	30	48,2	371	905		s4	

































































<b>Focus III, SW '08-'11</b>			L/R			NOTE	CIFAM ref.	ABS	A	B	C	D	E	F	H	I	L	M	Fig				
1.6 TDCi (66 kW) Eng. HHDA		08-	L	•			<b>613-357</b>				21	85	103										
		08-	R	•			<b>613-451</b>				37,5	85,5	115										
		08-	L	•			<b>607-510</b>		36	26	56,4	86,9	48,4							13a	1		
		08-	R	•			<b>607-677</b>		36	26	56,4	86,9	48,4							13a	1		
1.6 TDCi (80 kW) Eng. G8DB		08-	L	•			<b>613-357</b>				21	85	103										
		08-	R	•			<b>613-451</b>				37,5	85,5	115										
		08-	L	•			<b>607-510</b>		36	26	56,4	86,9	48,4								13a	1	
		08-	R	•			<b>607-677</b>		36	26	56,4	86,9	48,4								13a	1	
1.6 Ti, LPG (85 kW) Eng. HXDA		08-		•		G.Box:IB5	<b>613-386</b>				31	75	115										
		08-		•		5Sp, G.Box:MTX75	<b>613-357</b>				21	85	103										
		08-		•		G.Box:IB5	<b>607-564</b>		36	24	56,5	81	48								13a	1	
		08-		•		5Sp, G.Box:MTX75	<b>607-510</b>		36	26	56,4	86,9	48,4								13a	1	
1.8 (92 kW) Eng. Q7DA/ B		08-		•		5Sp, G.Box:MTX75	<b>613-357</b>				21	85	103										
		08-		•		5Sp, G.Box:MTX75	<b>607-510</b>		36	26	56,4	86,9	48,4								13a	1	
1.8 TDCi (85 kW) Eng. KKDA		08-		•		G.Box:IB5	<b>613-386</b>				31	75	115										
		08-	L	•			<b>613-357</b>				21	85	103										
		08-	R	•			<b>613-451</b>				37,5	85,5	115										
		08-		•		G.Box:IB5	<b>607-564</b>		36	24	56,5	81	48								13a	1	
		08-	L	•			<b>607-510</b>		36	26	56,4	86,9	48,4								13a	1	
		08-	R	•			<b>607-677</b>		36	26	56,4	86,9	48,4								13a	1	
2.0 TDCi (100 kW) Eng. G6DB/ D		08-		•		5Sp, G.Box:MTX75	<b>613-357</b>				21	85	103										
		08-11		•		M/T, 6Sp	<b>613-384</b>				25	90	107										
		08-		•		5Sp, G.Box:MTX75	<b>607-510</b>		36	26	56,4	86,9	48,4									13a	1
		08-11		•		M/T, 6Sp	<b>607-776</b>		36	26	56,2	90,9	49									13a	2
2.0 TDCi (81 kW) Eng. C20DD0X		08-		•		5Sp, G.Box:MTX75	<b>613-357</b>				21	85	103										
		08-11		•		M/T, 6Sp	<b>613-384</b>				25	90	107										
		08-		•		5Sp, G.Box:MTX75	<b>607-510</b>		36	26	56,4	86,9	48,4									13a	1
		08-11		•		M/T, 6Sp	<b>607-776</b>		36	26	56,2	90,9	49									13a	2
2.0, CNG, LPG (107 kW) Eng. AODA/ B		08-		•		5Sp, G.Box: MTX75	<b>613-385</b>				23	77	105										
		08-		•		5Sp, G.Box: MTX75	<b>607-777</b>		36	23	56	82,1	48								13a	2	
<b>Fusion (JU) '02-</b>			L/R			NOTE	CIFAM ref.	ABS	A	B	C	D	E	F	H	I	L	M	Fig				
1.2 16v (55 kW) Eng. FUJA/ B			04-		•		<b>607-566</b>		25	22	53,3	73,5	55,8								4	1	















<b>Fusion (JU) '02-</b>			L/R			NOTE	CIFAM ref.	ABS	A	B	C	D	E	F	H	I	L	M	Fig		
1.4 16v (59 kW) Eng. FXJA/ B/ C/ UTJA		8/02-		•			<b>613-297</b>				28	67	98								
		8/02-		•			<b>607-432</b>		25	22	53,3	73,3	55,5						4	1	
		8/02-	L					<b>655-543</b>		25		23	73,6	72	31	88	61,5	618	s5		
		8/02-	R					<b>655-544</b>		25		23	73,6	72	31	88	61,5	920	s6		
1.4 TDCi (50 kW) Eng. F6JA/ B		8/02-		•			<b>613-294</b>				20	68	100								
		8/02-		•			<b>607-429</b>		25	20	53	72,3	55						4	1	
		8/02-	L			M/T		<b>655-838</b>		25		23	72	69,5	30	89	61,5	616	s3		
		8/02-	R			M/T		<b>655-839</b>		25		23	72	69,5	30	89	372	914	s4		
1.6 16v (74 kW) Eng. FYJA/ B		8/02-		•			<b>613-295</b>				20	68	100								
		8/02-		•			<b>607-430</b>		25	21	53,2	75,6	56						4	1	
		8/02-	L					<b>655-543</b>		25		23	73,6	72	31	88	61,5	618	s5		
		8/02-	R					<b>655-544</b>		25		23	73,6	72	31	88	61,5	920	s6		
1.6 TDCi (66 kW) Eng. HHJA/ B		04-		•			<b>613-246</b>				24	80	116								
		04-		•			<b>607-354</b>		25	23	53,2	82	55						4	1	
<b>Galaxy I (VX, WGR, VY) '95-'06</b>			L/R			NOTE	CIFAM ref.	ABS	A	B	C	D	E	F	H	I	L	M	Fig		
1.9 TDi (110 kW) Eng. BTB		05-06		•		+ABS	<b>613-306</b>				26	86	138								
		05-06		•		+ABS	<b>607-444</b>	48	38	36	60	97,5	34						13	2	
1.9 TDi (66 kW) Eng. ANU/ 1Z/ AHU		5/00-		•		+ABS	<b>613-306</b>				26	86	138								
		95-4/00		•		+ABS	<b>613-266</b>				26	86	138								
		5/00-		•		+ABS	<b>607-444</b>	48	38	36	60	97,5	34							13	2
		95-4/00		•		+ABS	<b>607-389</b>	48	38	27	60	93,3	34							13	2
		95-4/00	R			+ABS, M/T	<b>655-267</b>	48	38	28	35	98	104			34	40	558	s18		
		96-4/00	L			+ABS	<b>655-360</b>	48	38	28	26	98	101			34	100	620	s19		
1.9 TDi (81 kW) Eng. AFN/ AVG		5/00-		•		+ABS	<b>613-306</b>				26	86	138								
		97-4/00		•		+ABS	<b>613-266</b>				26	86	138								
		5/00-		•		+ABS	<b>607-444</b>	48	38	36	60	97,5	34							13	2
		97-4/00		•		+ABS	<b>607-389</b>	48	38	27	60	93,3	34							13	2
		97-4/00	L			+ABS	<b>655-360</b>	48	38	28	26	98	101			34	100	620	s19		
		97-4/00	R			+ABS, M/T	<b>655-267</b>	48	38	28	35	98	104			34	40	558	s18		

Galaxy I (VX, WGR, VY) '95-'06			L/R			NOTE	CIFAM ref.	ABS	A	B	C	D	E	F	H	I	L	M	Fig		
1.9 TDi (85 kW) Eng. AUY		00-		●		+ABS	613-306				26	86	138								
		00-		●		+ABS	607-444	48	38	36	60	97,5	34					13	2		
		00-	L/R				+ABS, A/T	655-546	48	38			100			34		486			
		00-	L/R				+ABS, M/T	655-547	48	38			100			34		507			
1.9 TDi (96 kW) Eng. ASZ		03-		●		+ABS	613-306				26	86	138								
		03-		●		+ABS	607-444	48	38	36	60	97,5	34					13	2		
		00-	L/R				+ABS, A/T	655-546	48	38			100			34		486			
		00-	L/R				+ABS, M/T	655-547	48	38			100			34		507			
2.0 i (85 kW) Eng. NSE/ ZVSA		11/95-3/00		●		+ABS	613-266				26	86	138								
		11/95-3/00		●		+ABS	607-389	48	38	27	60	93,3	34					13	2		
		11/95-3/00	L				+ABS	655-360	48	38	28	26	98	101		34	100	620	s19		
		11/95-3/00	R				+ABS, M/T	655-267	48	38	28	35	98	104		34	40	558	s18		
2.3 16v (103 kW) Eng. E5SB		01-		●		+ABS	613-306				26	86	138								
		01-		●		+ABS	607-444	48	38	36	60	97,5	34					13	2		
2.3 16v (107 kW) Eng. Y5B/ E5SA		1/97-		●		+ABS	613-266				26	86	138								
		1/97-		●		+ABS	607-389	48	38	27	60	93,3	34					13	2		
		1/97-	L				+ABS	655-360	48	38	28	26	98	101		34	100	620	s19		
		1/97-	R				+ABS, M/T	655-267	48	38	28	35	98	104		34	40	558	s18		
2.8 i V6, 4WD (128 kW) Eng. AAA/ AMY		5/00-		●		+ABS	613-306				26	86	138								
		96-00		●		+ABS	613-266				26	86	138								
		5/00-			●		+ABS	607-444	48	38	36	60	97,5	34					13	2	
		96-00			●		+ABS	607-389	48	38	27	60	93,3	34					13	2	
		96-00	L				+ABS	655-360	48	38	28	26	98	101		34	100	620	s19		
		96-00	R				+ABS, M/T	655-267	48	38	28	35	98	104		34	40	558	s18		
2.8 V6 (150 kW) Eng. AYL		5/00-		●		+ABS	613-306				26	86	138								
		5/00-		●		+ABS	607-444	48	38	36	60	97,5	34					13	2		
		00-	L/R				+ABS, A/T	655-546	48	38			100			34		486			
		00-	L/R				+ABS, M/T	655-547	48	38			100			34		507			
Galaxy II '06-			L/R			NOTE	CIFAM ref.	ABS	A	B	C	D	E	F	H	I	L	M	Fig		
1.6 (118 kW)		11-		●			613-499				27	90	140								
		11-		●			607-738		40	28	57,4	91,9	51,4					13a	1		












































Granada II (GU), SW '77-'85		L/R			NOTE	CIFAM ref.	ABS	A	B	C	D	E	F	H	I	L	M	Fig
1.7 (48-51-55 kW) Eng. 17M/ EV17L		77-81	•	•	M/T	614-007				25	62	81						
		77-81	•	•	M/T	617-005			25		100							
2.0 (66 kW) Eng. NYP/ TL20H		77-85	•	•	M/T	614-007				25	62	81						
		77-85	•	•	M/T	617-005			25		100							
2.0 (74 kW) Eng. NEP/ TL20H		79-85	•	•	M/T	614-007				25	62	81						
		79-85	•	•	M/T	617-005			25		100							
2.0 (77 kW) Eng. NEK		81-85	•	•	M/T	614-007				25	62	81						
		81-85	•	•	M/T	617-005			25		100							
2.1 D (Exc. SW) (46 kW) Eng. WTA		77-82	•	•	M/T	614-007				25	62	81						
		77-82	•	•	M/T	617-005			25		100							
2.3 (79 kW) Eng. YYH/ TV23		77-79	•	•	M/T	614-007				25	62	81						
		77-79	•	•	M/T	617-005			25		100							
2.3 (82 kW) Eng. YYU/ TV23		81-85	•	•	M/T	614-007				25	62	81						
		81-85	•	•	M/T	617-005			25		100							
2.3 (84 kW) Eng. YYP/ TV23		79-85	•	•	M/T	614-007				25	62	81						
		79-85	•	•	M/T	617-005			25		100							
2.5 D (51 kW) Eng. STP		8/82-8/85	•	•	M/T	614-007				25	62	81						
		8/82-8/85	•	•	M/T	617-005			25		100							
2.8 (97 kW) Eng. PYU/ TV28		81-85	•	•	M/T	614-007				25	62	81						
		81-85	•	•	M/T	617-005			25		100							
2.8 (99 kW) Eng. PYA/ TV28		8/77-85	•	•	M/T	614-007				25	62	81						
		8/77-85	•	•	M/T	617-005			25		100							
2.8 i (108 kW) Eng. PRD/ TV28		8/77-85	•	•	M/T	614-007				25	62	81						
		8/77-85	•	•	M/T	617-005			25		100							
2.8 i (110 kW) Eng. PRC/ TV28		82-85	•	•	M/T	614-007				25	62	81						
		82-85	•	•	M/T	617-005			25		100							
2.8 i (118 kW) Eng. PRB/ TV28		77-81	•	•	M/T	614-007				25	62	81						
		77-81	•	•	M/T	617-005			25		100							





























<b>Ka I (RB) '96-'08</b>			L/R			NOTE	CIFAM ref.	ABS	A	B	C	D	E	F	H	I	L	M	Fig		
1.3 i (36 kW) Eng. JJD/ F/ G/ H/ L		98-		•		+/-ABS	<b>613-204</b>				20	68	100								
		98-		•		+/-ABS	<b>607-283</b>	25	20	56,6	72	56						4	3		
		98-	L					<b>655-162</b>	25	22	23	72	84	30	89	61	590	s3			
		98-	R				-ABS	<b>655-265</b>	25	22	23	72	84	30	89	61	866	s16			
1.3 i (37 kW) Eng. JJB		9/96-		•		+/-ABS	<b>613-204</b>				20	68	100								
		9/96-		•		+/-ABS	<b>607-283</b>	25	20	56,6	72	56						4	3		
		96-	L					<b>655-162</b>	25	22	23	72	84	30	89	61	590	s3			
		96-	R				-ABS	<b>655-265</b>	25	22	23	72	84	30	89	61	866	s16			
1.3 i (44 kW) Eng. J4D/ K/ M/ N/ P/ S		9/96-		•		+/-ABS	<b>613-204</b>				20	68	100								
		9/96-		•		+/-ABS	<b>607-283</b>	25	20	56,6	72	56						4	3		
		96-	L					<b>655-162</b>	25	22	23	72	84	30	89	61	590	s3			
		96-	R				-ABS	<b>655-265</b>	25	22	23	72	84	30	89	61	866	s16			
1.3 i (51 kW) Eng. A9JA/ B		02-		•		+/-ABS	<b>613-204</b>				20	68	100								
		02-		•		+/-ABS	<b>607-283</b>	25	20	56,6	72	56						4	3		
1.6i SportKa (70 kW) Eng. CDB/ C		03-		•		+/-ABS	<b>613-204</b>				20	68	100								
		03-		•		+/-ABS	<b>607-283</b>	25	20	56,6	72	56						4	3		
<b>Ka II '08-</b>			L/R			NOTE	CIFAM ref.	ABS	A	B	C	D	E	F	H	I	L	M	Fig		
1.2 8v (51 kW) Eng. LSED		08-		•			<b>613-316</b>				20	68	100								
		08-		•			<b>607-457</b>	22	20	47	72,3	40						4a	1		
1.3 TDCi (55 kW) Eng. DD0X		08-		•			<b>613-271</b>				20	68	100								
		08-		•			<b>607-396</b>	25	22	51	79	47						4	1		
<b>Mondeo I (GBP), SW '93-'96</b>			L/R			NOTE	CIFAM ref.	ABS	A	B	C	D	E	F	H	I	L	M	Fig		
1.6i 16v (65 kW) Eng. L1E/ F/ G/ H/ J/ K/ L/ N/ Q		94-96		•		+ABS, M/T	<b>613-163</b>				25	78	130								
		94-96		•		+ABS, M/T	<b>607-201</b>	44	27	30	57	82	59					4	2		
		94-96	L				+ABS	<b>655-257</b>	44	27		26	82	86,5	38	91	68,5	620	s3		
		94-96	L				-ABS	<b>655-255</b>		27		26	82	86,5	38	91	68,5	620	s3		
		94-96	R				+ABS	<b>655-258</b>	44	27		35	82	86,5	38	91		570	s8		
		94-96	R				-ABS	<b>655-256</b>		27		35	82	86,5	38	91		570	s8		































Mondeo I (GBP), SW '93-'96			L/R			NOTE	CIFAM ref.	ABS	A	B	C	D	E	F	H	I	L	M	Fig		
1.6i 16v (66 kW) Eng. L1E/ F/ G/ H/ J/ K/ L/ N/ Q		6/93-8/96		●		+ABS, M/T	<b>613-163</b>				25	78	130								
		6/93-8/96		●		+ABS, M/T	<b>607-201</b>	44	27	30	57	82	59						4	2	
		1/93-	L				+ABS	<b>655-257</b>	44	27		26	82	86,5	38	91	68,5	620	s3		
		1/93-	L				-ABS	<b>655-255</b>		27		26	82	86,5	38	91	68,5	620	s3		
		1/93-	R				+ABS	<b>655-258</b>	44	27		35	82	86,5	38	91		570	s8		
		1/93-	R				-ABS	<b>655-256</b>		27		35	82	86,5	38	91		570	s8		
1.8 i 16v (82 kW) Eng. RKB		12/94-8/96		●		+ABS, M/T+A/T	<b>613-163</b>				25	78	130								
		7/94-12/94		●		+/-ABS, A/T	<b>613-162</b>				25	78	130								
		12/94-8/96		●			+ABS, M/T+A/T	<b>607-201</b>	44	27	30	57	82	59						4	2
		7/94-12/94		●			+ABS, A/T	<b>607-200</b>	44	27	25	57	87	59						4	2
		7/94-12/94		●			-ABS, A/T	<b>607-202</b>		27	25	54,3	87	59						11	2
1.8 i 16v, 4WD (85 kW) Eng. RKA		12/94-8/96		●		+ABS, M/T+A/T	<b>613-163</b>				25	78	130								
		6/93-12/94		●		+/-ABS, A/T	<b>613-162</b>				25	78	130								
		12/94-8/96		●			+ABS, M/T+A/T	<b>607-201</b>	44	27	30	57	82	59						4	2
		6/93-12/94		●			+ABS, A/T	<b>607-200</b>	44	27	25	57	87	59						4	2
		6/93-12/94		●			-ABS, A/T	<b>607-202</b>		27	25	54,3	87	59						11	2
		1/93-	L					<b>655-255</b>		27		26	82	86,5	38	91	68,5	620	s3		
		1/93-	L				+ABS	<b>655-257</b>	44	27		26	82	86,5	38	91	68,5	620	s3		
1/93-		R					<b>655-256</b>		27		35	82	86,5	38	91		570	s8			
1/93-		R				+ABS	<b>655-258</b>	44	27		35	82	86,5	38	91		570	s8			
1.8 TD (65-66 kW) Eng. RFA/ B/ D/ K/ L/ M/ N/ S		9/93-8/96		●		+/-ABS, M/T	<b>613-162</b>				25	78	130								
		9/93-8/96		●		+ABS, M/T	<b>607-200</b>	44	27	25	57	87	59						4	2	
		9/93-8/96		●			-ABS, M/T	<b>607-202</b>		27	25	54,3	87	59						11	2
		9/93-8/96	L				+ABS	<b>655-261</b>	44	27		26	87	90,5	41	91	68,5	620	s3		
		9/93-8/96	L				-ABS	<b>655-259</b>		27		26	87	90,5	41	91	68,5	620	s3		
		9/93-8/96	R				+ABS	<b>655-262</b>	44	27		35	87	90,5	41	91		567	s8		
		9/93-8/96	R				-ABS	<b>655-260</b>		27		35	87	90,5	41	91		567	s8		


















































<b>Mondeo I (GBP), SW '93-'96</b>			L/R			NOTE	CIFAM ref.	ABS	A	B	C	D	E	F	H	I	L	M	Fig	
2.0 i 16v, 4WD (97-100 kW) Eng. NGA		12/94-8/96		•		+ABS, FWD, M/T+A/T	<b>613-163</b>				25	78	130							
		6/93-12/94		•		+/-ABS, FWD, A/T	<b>613-162</b>				25	78	130							
		12/94-8/96		•			+ABS, FWD, M/T+A/T	<b>607-201</b>	44	27	30	57	82	59					4	2
		6/93-12/94		•			+ABS, FWD, A/T	<b>607-200</b>	44	27	25	57	87	59					4	2
		6/93-12/94		•			-ABS, FWD, A/T	<b>607-202</b>		27	25	54,3	87	59					11	2
		1/93-	L				+ABS, FWD	<b>655-257</b>	44	27		26	82	86,5	38	91	68,5	620	s3	
		1/93-	L				-ABS, FWD	<b>655-255</b>		27		26	82	86,5	38	91	68,5	620	s3	
		1/93-	R				+ABS, FWD	<b>655-258</b>	44	27		35	82	86,5	38	91		570	s8	
1/93-		R				-ABS, FWD	<b>655-256</b>		27		35	82	86,5	38	91		570	s8		
2.5 24v (125 kW) Eng. SEA		7/94-8/96		•		+/-ABS, M/T+A/T	<b>613-162</b>				25	78	130							
		7/94-8/96		•			+ABS, M/T+A/T	<b>607-200</b>	44	27	25	57	87	59					4	2
		7/94-8/96		•			-ABS, M/T+A/T	<b>607-202</b>		27	25	54,3	87	59					11	2
		7/94-8/96	L				+ABS	<b>655-261</b>	44	27		26	87	90,5	41	91	68,5	620	s3	
		7/94-8/96	L				-ABS	<b>655-259</b>		27		26	87	90,5	41	91	68,5	620	s3	
		7/94-8/96	R				+ABS	<b>655-262</b>	44	27		35	87	90,5	41	91		567	s8	
		7/94-8/96	R				-ABS	<b>655-260</b>		27		35	87	90,5	41	91		567	s8	
		<b>Mondeo II (BAP), SW '96-'00</b>																		
																				
L/R  																				
NOTE																				
CIFAM ref.																				
ABS A B C D E F H I L M Fig																				
1.6 i 16v (70 kW) Eng. L1L/ N/ Q		96-11/00		•		+ABS	<b>613-163</b>				25	78	130							
		96-11/00		•			+ABS	<b>607-201</b>	44	27	30	57	82	59					4	2
1.6i 16v (66 kW) Eng. L1E/ F/ G/ H/ J/ K/ L/ N/ Q		96-11/00		•		+ABS	<b>613-163</b>				25	78	130							
		96-11/00		•			+ABS	<b>607-201</b>	44	27	30	57	82	59					4	2
		96-00	L				+ABS	<b>655-257</b>	44	27		26	82	86,5	38	91	68,5	620	s3	
		96-00	L				-ABS	<b>655-255</b>		27		26	82	86,5	38	91	68,5	620	s3	
		96-00	R				+ABS	<b>655-258</b>	44	27		35	82	86,5	38	91		570	s8	
		96-00	R				-ABS	<b>655-256</b>		27		35	82	86,5	38	91		570	s8	
1.8 i (85 kW) Eng. RKB/ F/ H/ K/ J		96-11/00		•		+ABS	<b>613-163</b>				25	78	130							
		96-11/00		•			+ABS	<b>607-201</b>	44	27	30	57	82	59					4	2
		96-00	L				+ABS	<b>655-257</b>	44	27		26	82	86,5	38	91	68,5	620	s3	
		96-00	L				-ABS	<b>655-255</b>		27		26	82	86,5	38	91	68,5	620	s3	
		96-00	R				+ABS	<b>655-258</b>	44	27		35	82	86,5	38	91		570	s8	
96-00	R				-ABS	<b>655-256</b>		27		35	82	86,5	38	91		570	s8			


































<b>Mondeo II (BAP), SW '96-'00</b>			L/R			NOTE	CIFAM ref.	ABS	A	B	C	D	E	F	H	I	L	M	Fig		
1.8 TD (66 kW) Eng. RFA/ B/ D/ K/ L/ M/ N/ S		96-00		•		+ABS, M/T	<b>613-162</b>				25	78	130								
		96-00		•		+ABS, M/T	<b>607-200</b>	44	27	25	57	87	59					4	2		
		96-00	L				+ABS	<b>655-261</b>	44	27		26	87	90,5	41	91	68,5	620	s3		
		96-00	L				-ABS	<b>655-259</b>		27		26	87	90,5	41	91	68,5	620	s3		
		96-00	R				+ABS	<b>655-262</b>	44	27		35	87	90,5	41	91		567	s8		
		96-00	R				-ABS	<b>655-260</b>		27		35	87	90,5	41	91		567	s8		
2.0 i (96 kW) Eng. NGA/ B/ C/ D		96-11/00		•		+ABS	<b>613-163</b>				25	78	130								
		96-11/00		•		+ABS	<b>607-201</b>	44	27	30	57	82	59					4	2		
		96-00	L				+ABS	<b>655-257</b>	44	27		26	82	86,5	38	91	68,5	620	s3		
		96-00	L				-ABS	<b>655-255</b>		27		26	82	86,5	38	91	68,5	620	s3		
		96-00	R				+ABS	<b>655-258</b>	44	27		35	82	86,5	38	91		570	s8		
		96-00	R				-ABS	<b>655-256</b>		27		35	82	86,5	38	91		570	s8		
2.5 24v (125 kW) Eng. SEA		96-11/00		•		+ABS, M/T	<b>613-162</b>				25	78	130								
		96-11/00		•		+ABS, M/T	<b>607-200</b>	44	27	25	57	87	59					4	2		
		96-11/00	L					<b>655-259</b>		27		26	87	90,5	41	91	68,5	620	s3		
		96-11/00	L				+ABS	<b>655-261</b>	44	27		26	87	90,5	41	91	68,5	620	s3		
		96-11/00	R					<b>655-260</b>		27		35	87	90,5	41	91		567	s8		
		96-11/00	R				+ABS	<b>655-262</b>	44	27		35	87	90,5	41	91		567	s8		
2.5 24V (125 kW) Eng. SEB/ SEC		96-		•			<b>613-163</b>				25	78	130								
		96-		•			<b>607-201</b>	44	27	30	57	82	59					4	2		
2.5 ST 200 (151 kW) Eng. SGA		99-		•			<b>613-163</b>				25	78	130								
		99-		•			<b>607-201</b>	44	27	30	57	82	59					4	2		
<b>Mondeo III (B5Y), SW '00-'07</b>			L/R			NOTE	CIFAM ref.	ABS	A	B	C	D	E	F	H	I	L	M	Fig		
1.8 16v (81 kW) Eng. CGBA/ B		00-07		•			<b>613-423</b>				31	75	115								
		00-07		•			<b>607-640</b>		27	23	56	82	58,3					4	1		
		00-07	L				M/T	<b>655-790</b>		27		26	91	90,5		91,2	68,2	632	s9		
		00-07	R				M/T	<b>655-791</b>		27	35		91	90,5		91,2	38,5	581	s8		
1.8 16v (92 kW) Eng. CHBA/ B		00-07		•			<b>613-423</b>				31	75	115								
		00-07		•			<b>607-640</b>		27	23	56	82	58,3					4	1		
		00-07	L				M/T	<b>655-790</b>		27		26	91	90,5		91,2	68,2	632	s9		
		00-07	R				M/T	<b>655-791</b>		27	35		91	90,5		91,2	38,5	581	s8		







































Mondeo III (B5Y), SW '00-'07		L/R			NOTE	CIFAM ref.	ABS	A	B	C	D	E	F	H	I	L	M	Fig		
1.8 SCi (96 kW) Eng. CFBA		00-07		●		613-423				31	75	115								
		00-07		●		607-640		27	23	56	82	58,3					4	1		
		03-07	L			M/T	655-790		27		26	91	90,5		91,2	68,2	632	s9		
		03-07	R			M/T	655-791		27	35		91	90,5		91,2	38,5	581	s8		
2.0 16v (107 kW) Eng. CJBA/ B		00-07		●		613-423				31	75	115								
		00-07		●		607-640		27	23	56	82	58,3					4	1		
		00-07	L			M/T	655-790		27		26	91	90,5		91,2	68,2	632	s9		
		00-07	R			M/T	655-791		27	35		91	90,5		91,2	38,5	581	s8		
2.0 16v Di / TDDi (66 kW) Eng. D5BA		11/00-		●		613-285				25	90	107								
		11/00-		●		607-417		27	26	56	90	58,5					4	1		
		00-07	L			M/T	655-790		27		26	91	90,5		91,2	68,2	632	s9		
		00-07	R			M/T	655-791		27	35		91	90,5		91,2	38,5	581	s8		
2.0 16v Di / TDDi (85 kW) Eng. HJBA/ B/ C/ D6BA		11/00-		●		613-285				25	90	107								
		11/00-		●		607-417		27	26	56	90	58,5					4	1		
		00-07	L			M/T	655-790		27		26	91	90,5		91,2	68,2	632	s9		
		00-07	R			M/T	655-791		27	35		91	90,5		91,2	38,5	581	s8		
2.0 TDCi (96 kW) Eng. FMBA/ B		01-07		●		613-285				25	90	107								
		01-07		●		607-417		27	26	56	90	58,5					4	1		
		01-07	L			M/T	655-790		27		26	91	90,5		91,2	68,2	632	s9		
		01-07	R			M/T	655-791		27	35		91	90,5		91,2	38,5	581	s8		
2.2 TDCi (114 kW) Eng. QJBA/ B		04-07		●		613-285				25	90	107								
		04-07		●		607-417		27	26	56	90	58,5					4	1		
		04-07	L			M/T	655-790		27		26	91	90,5		91,2	68,2	632	s9		
		04-07	R			M/T	655-791		27	35		91	90,5		91,2	38,5	581	s8		
2.5 V6 24v (125 kW) Eng. LCBD		11/00-		●		613-285				25	90	107								
		11/00-		●		607-417		27	26	56	90	58,5					4	1		
		00-07	L			M/T	655-790		27		26	91	90,5		91,2	68,2	632	s9		
		00-07	R			M/T	655-791		27	35		91	90,5		91,2	38,5	581	s8		
3.0 ST220 (166 kW) Eng. MEBA		02-		●		613-285				25	90	107								
		02-		●		607-417		27	26	56	90	58,5					4	1		
3.0 V6 24v (150 kW) Eng. REBA		04-		●		613-285				25	90	107								
		04-		●		607-417		27	26	56	90	58,5					4	1		

<b>Mondeo IV, SW '07-</b>			L/R			NOTE	CIFAM ref.	ABS	A	B	C	D	E	F	H	I	L	M	Fig	
1.6 TDCi (85 kW) Eng. T1BB		11-		•			<b>613-499</b>				27	90	140							
		11-		•			<b>607-738</b>		40	28	57,4	91,9	51,4						13a	1
1.8 TDCi (74 kW) Eng. FFBA		07-		•			<b>613-499</b>				27	90	140							
		07-		•			<b>607-738</b>		40	28	57,4	91,9	51,4						13a	1
1.8 TDCi (92 kW) Eng. QYBA/ KHBA		07-		•			<b>613-499</b>				27	90	140							
		07-		•			<b>607-738</b>		40	28	57,4	91,9	51,4						13a	1
2.0 LPG (107 kW) Eng. TBBA		09-		•			<b>613-499</b>				27	90	140							
		09-		•			<b>607-738</b>		40	28	57,4	91,9	51,4						13a	1
2.0 TDCi (103 kW) Eng. QXBA		07-		•			<b>613-499</b>				27	90	140							
		07-		•			<b>607-738</b>		40	28	57,4	91,9	51,4						13a	1
2.0 TDCi (85 kW) Eng. KLBA		07-	L	•	A/T		<b>613-499</b>				27	90	140							
		07-	L	•	A/T		<b>607-738</b>		40	28	57,4	91,9	51,4						13a	1
2.0 TDCi (96 kW) Eng. AZBA		07-	L	•	A/T		<b>613-499</b>				27	90	140							
		07-	L	•	A/T		<b>607-738</b>		40	28	57,4	91,9	51,4						13a	1
2.0, Flexifuel (107 kW) Eng. AODA/ B		07-		•			<b>613-499</b>				27	90	140							
		07-		•			<b>607-738</b>		40	28	57,4	91,9	51,4						13a	1
<b>Orion I (AFD) '83-'86</b>			L/R			NOTE	CIFAM ref.	ABS	A	B	C	D	E	F	H	I	L	M	Fig	
1.3 (51 kW) Eng. JPA/ C		7/83-3/86		•	+/-ABS, M/T		<b>613-017</b>				20	78	103							
		7/83-3/86		•	+/-ABS, M/T		<b>607-014</b>		23	22	55	84	61						4	3
1.6 (58 kW) Eng. LP1/ LP2/ LUA/ B/ C/ D/ H		7/83-3/86		•	+/-ABS		<b>613-017</b>				20	78	103							
		7/83-3/86		•	+/-ABS		<b>607-014</b>		23	22	55	84	61						4	3
1.6 D (40 kW) Eng. LTA/ B/ C		2/84-3/86		•	+/-ABS		<b>613-017</b>				20	78	103							
		2/84-3/86		•	+/-ABS		<b>607-014</b>		23	22	55	84	61						4	3
1.6i (77 kW) Eng. LR1/ LRA/ B		7/83-3/86		•	+/-ABS		<b>613-017</b>				20	78	103							
		7/83-3/86		•	+/-ABS		<b>607-014</b>		23	22	55	84	61						4	3

Orion II (AFF) '85-'90			L/R			NOTE	CIFAM ref.	ABS	A	B	C	D	E	F	H	I	L	M	Fig	
1.3 (44 kW) Eng. JLA/ B/ JBB		12/85-8/90		•		+/-ABS	613-017				20	78	103							
		12/85-8/90		•		-ABS	613-037				20	68	100							
		12/85-8/90			•		-ABS	614-009				19	68	96						
		12/85-8/90		•			+/-ABS	607-014		23	22	55	84	61					4	3
		12/85-8/90		•			-ABS	607-037		23	20	50	72	61					4	3
		12/85-8/90			•		-ABS	617-007		23	20	40	75							
1.3 (51 kW) Eng. JPA/ C		86-88		•		+/-ABS	613-017				20	78	103							
		86-88		•		-ABS	613-037				20	68	100							
		86-88			•		-ABS	614-009				19	68	96						
		86-88		•			+/-ABS	607-014		23	22	55	84	61					4	3
		86-88		•			-ABS	607-037		23	20	50	72	61					4	3
		86-88			•		-ABS	617-007		23	20	40	75							
1.6 (66 kW) Eng. LP1/ LP2/ LUA/ B/ C/ D/ H		12/85-7/90		•		+/-ABS	613-017				20	78	103							
		12/85-7/90		•			+/-ABS	607-014		23	22	55	84	61					4	3
1.6 D (40 kW) Eng. LTA/ B/ C		85-89		•		+/-ABS	613-017				20	78	103							
		85-89		•			+/-ABS	607-014		23	22	55	84	61					4	3
1.6i (77 kW) Eng. LR1/ LRA/ B		86-90		•		+/-ABS	613-017				20	78	103							
		86-90		•			+/-ABS	607-014		23	22	55	84	61					4	3
1.6i Kat (66 kW) Eng. L4B		86-90		•		+/-ABS	613-017				20	78	103							
		86-90		•			+/-ABS	607-014		23	22	55	84	61					4	3
1.8 D (44 kW) Eng. RTA/ B/ C/ D/ E/ F/ G/ H/ J/ K		1/89-7/90		•		+/-ABS	613-017				20	78	103							
		1/89-7/90		•			+/-ABS	607-014		23	22	55	84	61					4	3
Orion III (GAL) '90-'93			L/R			NOTE	CIFAM ref.	ABS	A	B	C	D	E	F	H	I	L	M	Fig	
1.3 (44 kW) Eng. J4B/ J6A		7/90-7/93		•		+/-ABS, M/T	613-037				20	68	100							
		7/90-7/93		•		+/-ABS, M/T	613-134				20	78	103							
		7/90-7/93		•			+/-ABS, M/T	607-041		23	20	60	72	50					4	3
		7/90-7/93		•			+/-ABS, M/T	607-156		23	22	48	84	51					4	3
1.4 (52 kW) Eng. F6A/ B/ C/ D/ E/ F/ G		7/90-7/93		•		+/-ABS, M/T	613-102				20	78	103							
		7/90-7/93		•			+/-ABS, M/T	613-134				20	78	103						
		7/90-7/93		•			+/-ABS, M/T	607-125		25	22	56,6	84	55,5					4	3
		7/90-7/93		•			+/-ABS, M/T	607-156		23	22	48	84	51					4	3











Orion III (GAL) '90-'93			L/R			NOTE	CIFAM ref.	ABS	A	B	C	D	E	F	H	I	L	M	Fig
1.4 (54 kW) Eng. F6A/ B/ C/ D/ E/ F/ G		90-93	L				655-249		25	22	23	81	84	30	88	61	606	s16	
		90-93	R				655-250		25	22	23	81	84	30	88	61	904	s16	
1.6i (77 kW) Eng. LJF		90-92		●		+/-ABS, M/T	613-102				20	78	103						
		90-92		●		+/-ABS, M/T	607-125		25	22	56,6	84	55,5					4	3
1.6i 16v (66 kW) Eng. L1E/ F/ G/ H/ J/ K/ L/ N/ Q		92-93		●		+/-ABS, M/T	613-102				20	78	103						
		92-93		●		+/-ABS, M/T	607-125		25	22	56,6	84	55,5					4	3
1.6i, 16v (66 kW) Eng. LUG/ K/ J		90-92		●		+/-ABS, M/T	613-102				20	78	103						
		90-92		●		+/-ABS, M/T	607-125		25	22	56,6	84	55,5					4	3
		90-92	L				655-249		25	22	23	81	84	30	88	61	606	s16	
		90-92	R				655-250		25	22	23	81	84	30	88	61	904	s16	
1.8 16v (96 kW) Eng. RQB/ C		2/92-7/93		●		+/-ABS, M/T	613-102				20	78	103						
		2/92-7/93		●		+/-ABS, M/T	613-161				25	90	107						
		2/92-7/93		●		+/-ABS, M/T	607-125		25	22	56,6	84	55,5					4	3
		2/92-7/93		●		+/-ABS, M/T	607-198		25	25	56,6	90	56					4	3
1.8 D (44 kW) Eng. RTA/ B/ C/ D/ E/ F/ G/ H/ J/ K		11/90-7/93		●		+/-ABS, M/T	613-102				20	78	103						
		11/90-7/93		●		+/-ABS, M/T	607-125		25	22	56,6	84	55,5					4	3
		9/90-12/92	L			-ABS, G.Box:MTX	655-249		25	22	23	81	84	30	88	61	606	s16	
		9/90-12/92	R			-ABS, G.Box:MTX	655-250		25	22	23	81	84	30	88	61	904	s16	
1.8 TD (66 kW) Eng. RFA/ B/ D/ K/ L/ M/ N/ S		3/92-7/93		●		+/-ABS, M/T	613-161				25	90	107						
		3/92-7/93		●		+/-ABS, M/T	607-198		25	25	56,6	90	56					4	3
1.8i 16v (77 kW) Eng. RDA/ B		2/92-7/93		●		+/-ABS, M/T	613-102				20	78	103						
		2/92-7/93		●		+/-ABS, M/T	613-161				25	90	107						
		2/92-7/93		●		+/-ABS, M/T	607-125		25	22	56,6	84	55,5					4	3
		2/92-7/93		●		+/-ABS, M/T	607-198		25	25	56,6	90	56					4	3
		1/93-	L			-ABS, G.Box:MTX	655-249		25	22	23	81	84	30	88	61	606	s16	
	1/93-	R			-ABS, G.Box:MTX	655-250		25	22	23	81	84	30	88	61	904	s16		
Puma (EC) '97-			L/R			NOTE	CIFAM ref.	ABS	A	B	C	D	E	F	H	I	L	M	Fig
1.4i 16v (66 kW) Eng. FHA/ D/ E/ F		11/97-		●		M/T	613-102				20	78	103						
		11/97-		●		M/T	607-192		25	22	56,6	81	55,5					4	3

Scorpio I (GAE, GGE) '85-'94		L/R			NOTE	CIFAM ref.	ABS	A	B	C	D	E	F	H	I	L	M	Fig	
1.8 (66 kW) Eng. REC		85-92		•	•	M/T	614-007				25	62	81						
		85-92		•	•	M/T	617-005			25		100							
2.0 (77 kW) Eng. N8D/ NEL/ TL20H		85-89		•	•	M/T+A/T	614-007				25	62	81						
		85-89		•	•	M/T+A/T	617-005			25		100							
2.0 (85 kW) Eng. NRA/ I/ TL20 EFi		8/85-12/94		•	•	M/T+A/T	614-007				25	62	81						
		8/85-12/94		•	•	M/T+A/T	617-005			25		100							
2.0 i (74 kW) Eng. NRC		85-90		•	•	M/T+A/T	614-007				25	62	81						
		85-90		•	•	M/T+A/T	617-005			25		100							
2.0 i (92 kW) Eng. N9B/ C/ D/ F		89-92		•	•	M/T+A/T	614-007				25	62	81						
		89-92		•	•	M/T+A/T	617-005			25		100							
2.0 i, SW (85 kW) Eng. N9B/ C/ D/ F		91-9/94		•	•	M/T+A/T	614-007				25	62	81						
		91-9/94		•	•	M/T+A/T	617-005			25		100							
2.0 i, SW (88 kW) Eng. N9B/ C/ D/ F		89-9/94		•	•	M/T+A/T	614-007				25	62	81						
		89-9/94		•	•	M/T+A/T	617-005			25		100							
2.4 i (96 kW) Eng. ARC		86-88		•	•	M/T+A/T	614-007				25	62	81						
		86-88		•	•	M/T+A/T	617-005			25		100							
2.4 i, Kat, SW (92 kW) Eng. ARD		88-94		•	•	M/T+A/T	614-007				25	62	81						
		88-94		•	•	M/T+A/T	617-005			25		100							
2.5 D (51 kW) Eng. STR		85-92		•	•	M/T	614-007				25	62	81						
		85-92		•	•	M/T	617-005			25		100							
2.5 TD, SW (68 kW) Eng. SFA/ B		88-93		•	•	M/T	614-007				25	62	81						
		88-93		•	•	M/T	617-005			25		100							
2.5 TD, SW (85 kW) Eng. SCB		93-94		•	•	M/T	614-007				25	62	81						
		93-94		•	•	M/T	617-005			25		100							
2.8 i, 4WD (110 kW) Eng. PRE/ TV28		85-86		•	•	RWD, M/T+A/T	614-007				25	62	81						
		85-86		•	•	RWD, M/T+A/T	617-005			25		100							
2.9 i 24v, SW (143 kW) Eng. BOA		91-94		•	•	RWD, M/T+A/T	614-007				25	62	81						
		91-94		•	•	RWD, M/T+A/T	617-005			25		100							
2.9 i, 4WD (110 kW) Eng. BRC		86-94		•	•	RWD, M/T+A/T	614-007				25	62	81						
		86-94		•	•	RWD, M/T+A/T	617-005			25		100							
































<b>Scorpio I (GAE, GGE) '85-'94</b>			L/R			NOTE	CIFAM ref.	ABS	A	B	C	D	E	F	H	I	L	M	Fig
2.9 i, 4WD, SW, KAT (107 kW) Eng. BRD/ BRE/ BRF		86-94		•	•	RWD, M/T+A/T	614-007				25	62	81						
		86-94		•	•	RWD, M/T+A/T	617-005			25		100							
<b>Scorpio II (GFR,GGR,GNR), SW '94-'98</b>			L/R			NOTE	CIFAM ref.	ABS	A	B	C	D	E	F	H	I	L	M	Fig
2.0 i (85 kW) Eng. NSF/ G/ H/ D		10/94-		•	•	M/T+A/T	614-007				25	62	81						
		10/94-		•	•	M/T+A/T	617-005			25		100							
2.0 i 16v (100 kW) Eng. N3A		10/94-		•	•	M/T+A/T	614-007				25	62	81						
		10/94-		•	•	M/T+A/T	617-005			25		100							
2.3 16v (108 kW) Eng. Y5A		96-		•	•	M/T+A/T	614-007				25	62	81						
		96-		•	•	M/T+A/T	617-005			25		100							
2.5 TD (85 kW) Eng. SCC/ SF/ SC/ VM		10/94-		•	•	M/T+A/T	614-007				25	62	81						
		10/94-		•	•	M/T+A/T	617-005			25		100							
2.5 TD (92 kW) Eng. SCC/ SF/ SC/ VM		96-		•	•	M/T+A/T	614-007				25	62	81						
		96-		•	•	M/T+A/T	617-005			25		100							
<b>Sierra II, SW '87-'93</b>			L/R			NOTE	CIFAM ref.	ABS	A	B	C	D	E	F	H	I	L	M	Fig
2.0 16v Cosworth 4WD, Kat (162 kW) Eng. N5C		90-93		•	•		614-007				25	62	81						
		90-93		•	•		617-005			25		100							
2.0 RS Cosworth (150 kW) Eng. N5B		88-93		•	•		614-007				25	62	81						
		88-93		•	•		617-005			25		100							
<b>S-Max I '06-'10</b>			L/R			NOTE	CIFAM ref.	ABS	A	B	C	D	E	F	H	I	L	M	Fig
1.8 TDCi (92 kW) Eng. QYWA		06-		•			613-499				27	90	140						
		06-		•			607-738		40	28	57,4	91,9	51,4					13a	1
2.0 TDCi (103 kW) Eng. QXWA		06-	L	•	A/T		613-499				27	90	140						
		06-	L	•	A/T		607-738		40	28	57,4	91,9	51,4					13a	1
2.0 TDCi (85 kW) Eng. KLWA		07-		•			613-499				27	90	140						
		07-		•			607-738		40	28	57,4	91,9	51,4					13a	1
2.0 TDCi (96 kW) Eng. AZWA		06-	L	•	A/T		613-499				27	90	140						
		06-	L	•	A/T		607-738		40	28	57,4	91,9	51,4					13a	1
2.0, Flexifuel (107 kW) Eng. AOWA		06-		•			613-499				27	90	140						
		06-		•			607-738		40	28	57,4	91,9	51,4					13a	1


























## FORD EUROPE































S-Max II '10-			L/R			NOTE	CIFAM ref.	ABS	A	B	C	D	E	F	H	I	L	M	Fig
1.6 TDCi (85 kW)		11-	L	•		A/T	613-499				27	90	140						
		11-	L	•		A/T	607-738		40	28	57,4	91,9	51,4					13a	1
2.0 TDCi (120 kW) Eng. TXWA		10-	L	•		A/T	613-499				27	90	140						
		10-	L	•		A/T	607-738		40	28	57,4	91,9	51,4					13a	1
2.2 TDCi (147 kW) Eng. KNWA		10-	L	•		A/T	613-499				27	90	140						
		10-	L	•		A/T	607-738		40	28	57,4	91,9	51,4					13a	1






























## FORD LCV, TRUCK

Escort III Van (AVA) '81-'86			L/R			NOTE	CIFAM ref.	ABS	A	B	C	D	E	F	H	I	L	M	Fig
1.6 D (40 kW) Eng. LTA/ B/ C		84-86		•		+/-ABS	613-017				20	78	103						
		84-86		•		+/-ABS	607-014		23	22	55	84	61					4	3
Escort VI Van (AVL) '95-			L/R			NOTE	CIFAM ref.	ABS	A	B	C	D	E	F	H	I	L	M	Fig
1.4 (54 kW) Eng. F4A/ B/ H		95-		•			613-102				20	78	103						
		95-		•			607-192		25	22	56,6	81	55,5					4	3
1.8 D (44 kW) Eng. RTA/ B/ C/ D/ E/ F/ G/ H/ J/ K		95-		•			613-102				20	78	103						
		95-		•			607-192		25	22	56,6	81	55,5					4	3
1.8 TD (51 kW) Eng. RVA		95-		•		+/-ABS	613-161				25	90	107						
		95-		•		+/-ABS	607-198		25	25	56,6	90	56					4	3
Fiesta I Van '76-'83			L/R			NOTE	CIFAM ref.	ABS	A	B	C	D	E	F	H	I	L	M	Fig
0.95 (27 kW) Eng. BL09L/ H		5/76-2/83		•		M/T	613-037				20	68	100						
		9/79-2/83		•		M/T	614-009				19	68	96						
		5/76-8/80		•		M/T	607-036		22	20	50	72	61					4	3
		9/80-2/83		•		M/T	607-037		23	20	50	72	61					4	3
		9/79-2/83		•		M/T	617-007		23	20	40	75							
1.1 (40 kW) Eng. GMA/ GPA/ GLB/ GLA/ GLW		76-2/83		•		M/T	613-037				20	68	100						
		8/80-2/83		•		M/T	613-037				20	68	100						
		76-2/83		•		M/T	614-009				19	68	96						
		76-7/80		•		M/T	607-036		22	20	50	72	61					4	3
		8/80-2/83		•		M/T	607-037		23	20	50	72	61					4	3
		76-2/83		•		M/T	617-007		23	20	40	75							






























<b>Fiesta II Van '83-'89</b>			L/R			NOTE	CIFAM ref.	ABS	A	B	C	D	E	F	H	I	L	M	Fig	
1.0 (29 kW) Eng. BL09L/ H		3/83-3/89		•		M/T	<b>613-037</b>				20	68	100							
		3/83-3/89			•	M/T	<b>614-009</b>				19	68	96							
		3/83-3/89		•		M/T	<b>607-037</b>		23	20	50	72	61					4	3	
		3/83-3/89			•	M/T	<b>617-007</b>		23	20	40	75								
1.1 (33-37-39 kW) Eng. GSB/ C/ E/ F/ G/ H		3/83-3/89		•		M/T	<b>613-037</b>				20	68	100							
		3/83-3/89			•	M/T	<b>614-009</b>				19	68	96							
		3/83-3/89		•		M/T	<b>607-037</b>		23	20	50	72	61					4	3	
		3/83-3/89			•	M/T	<b>617-007</b>		23	20	40	75								
1.4 (52 kW) Eng. F6A/ B/ C/ D/ E/ F/ G		5/86-11/89		•		+/-ABS	<b>613-017</b>				20	78	103							
		5/86-11/89		•		+/-ABS	<b>607-014</b>		23	22	55	84	61					4	3	
1.6 D (40 kW) Eng. LTB		4/84-4/88		•		M/T	<b>613-083</b>				20	78	103							
		4/88-3/89		•		M/T	<b>613-037</b>				20	68	100							
		4/88-3/89			•	M/T	<b>614-009</b>				19	68	96							
		4/84-4/88		•		M/T	<b>607-092</b>		23	22	55	81	61					4	3	
		4/88-3/89		•		M/T	<b>607-037</b>		23	20	50	72	61					4	3	
		4/88-3/89			•	M/T	<b>617-007</b>		23	20	40	75								
<b>Fiesta III Van, Courier '89-'95</b>			L/R			NOTE	CIFAM ref.	ABS	A	B	C	D	E	F	H	I	L	M	Fig	
1.3 (44 kW) Eng. J6B/ JBC		1/94-12/95		•		M/T	<b>613-102</b>				20	78	103							
		91-1/94		•		+/-ABS, M/T	<b>613-134</b>				20	78	103							
		1/94-12/95		•		M/T	<b>607-192</b>		25	22	56,6	81	55,5					4	3	
		91-1/94		•		+/-ABS, M/T	<b>607-156</b>		23	22	48	84	51					4	3	
		1/94-12/95	L				-ABS	<b>655-251</b>		25	22	23	81	84	30	89	61	590	s16	
		1/94-12/95	R				-ABS	<b>655-252</b>		25	22	23	81	84	30	89	61	865	s16	
		91-1/94	L				-ABS, M/T	<b>655-088</b>		23	22	23	84	84		80	61	584	s9	
		91-1/94	R				-ABS, M/T	<b>655-089</b>		23	22	23	84	84		80	61	861	s9	

## FORD LCV, TRUCK






<b>Fiesta III Van, Courier '89-'95</b>			L/R			NOTE	CIFAM ref.	ABS	A	B	C	D	E	F	H	I	L	M	Fig	
1.8 D (44 kW) Eng. RTA/ B/ C/ D/ E/ F/ G/ H/ J/ K		1/94-12/95		•		M/T	<b>613-102</b>				20	78	103							
		4/89-1/94		•		+/-ABS, M/T	<b>613-134</b>				20	78	103							
		1/94-12/95		•			M/T	<b>607-192</b>	25	22	56,6	81	55,5						4	3
		4/89-1/94		•			+/-ABS, M/T	<b>607-156</b>	23	22	48	84	51						4	3
		1/94-8/95	L				-ABS	<b>655-251</b>	25	22	23	81	84	30	89	61	590	s16		
		1/94-8/95	R				-ABS	<b>655-252</b>	25	22	23	81	84	30	89	61	865	s16		
		4/89-1/94	L				-ABS, M/T	<b>655-088</b>	23	22	23	84	84		80	61	584	s9		
		4/89-1/94	R				-ABS, M/T	<b>655-089</b>	23	22	23	84	84		80	61	861	s9		
<b>Fiesta IV Van, Courier '95-'02</b>			L/R			NOTE	CIFAM ref.	ABS	A	B	C	D	E	F	H	I	L	M	Fig	
1.3i (44 kW) Eng. BAJA/ J4C		95-02		•		+/-ABS	<b>613-204</b>				20	68	100							
			95-02		•		+/-ABS	<b>607-283</b>	25	20	56,6	72	56						4	3
1.8 D (44 kW) Eng. RTA/ B/ C/ D/ E/ F/ G/ H/ J/ K		95-02		•		M/T	<b>613-102</b>				20	78	103							
			95-02		•		M/T	<b>607-192</b>	25	22	56,6	81	55,5						4	3
		1/97-3/01	L				M/T	<b>655-970</b>	25		23	81	78,5	30	89	61,5	603			
		1/97-3/01	R				M/T	<b>655-971</b>	25		23	81	78,5	30	89	371	900			
1.8 TD (55 kW) Eng. RTN/ RTP/ RTQ		8/95-12/96	L/R				<b>655-263</b>	25			81		30	89		513	s7			
		1/97-3/01	L			M/T	<b>655-970</b>	25		23	81	78,5	30	89	61,5	603				
1/97-3/01		R				M/T	<b>655-971</b>	25		23	81	78,5	30	89	371	900				
		<b>Fiesta V Van '01-'08</b>			L/R			NOTE	CIFAM ref.	ABS	A	B	C	D	E	F	H	I	L	M
1.4 TDCi (50 kW) Eng. F6JA/ B		11/01-		•			<b>613-294</b>				20	68	100							
			11/01-		•			<b>607-429</b>	25	20	53	72,3	55						4	1
<b>Tourneo Connect '02-</b>			L/R			NOTE	CIFAM ref.	ABS	A	B	C	D	E	F	H	I	L	M	Fig	
1.8 16v (85 kW) Eng. EYPA		02-		•			<b>613-341</b>				24	80	116							
			02-		•			<b>607-490</b>	25	24	53,2	84,3	56						4	1
1.8 Di (55 kW) Eng. BHPA		02-		•			<b>613-341</b>				24	80	116							
			02-		•			<b>607-490</b>	25	24	53,2	84,3	56						4	1
1.8 TDCi (66 kW) Eng. HCPA		02-		•			<b>613-340</b>				26	86	138							
		02-		•			<b>613-341</b>				24	80	116							
		02-		•				<b>607-489</b>	25	26	53,3	90,9	56						4	1
		02-		•				<b>607-490</b>	25	24	53,2	84,3	56						4	1


























<b>Tourneo Connect '02-</b>			L/R			NOTE	CIFAM ref.	ABS	A	B	C	D	E	F	H	I	L	M	Fig	
1.8 TDCi (81 kW) Eng. RWPA		06-		•			613-341				24	80	116							
		06-		•			607-490		25	24	53,2	84,3	56						4	1
<b>Transit Connect '02-</b>			L/R			NOTE	CIFAM ref.	ABS	A	B	C	D	E	F	H	I	L	M	Fig	
1.8 16v (85 kW) Eng. EYPA		02-		•			613-339				26	86	138							
		06-		•			613-341				24	80	116							
		02-		•			607-488		25	26	53,3	90,9	56						4	1
		06-		•			607-490		25	24	53,2	84,3	56						4	1
1.8 Di (55 kW) Eng. BHPA		9/02-		•			613-341				24	80	116							
		9/02-		•			607-490		25	24	53,2	84,3	56						4	1
		02-	L			M/T	655-840		25	26		84,5	82		94	69	627	s3		
		02-	R			M/T	655-841		25	26		84,5	82		94	388	960	s4		
1.8 TDCi (66 kW) Eng. HCPA		06-		•			613-341				24	80	116							
		9/02-		•			613-340				26	86	138							
		06-		•			607-490		25	24	53,2	84,3	56						4	1
		9/02-		•			607-489		25	26	53,3	90,9	56						4	1
		9/02-	L			M/T	655-842		25	26		90,9	85		94	69	630	s3		
		9/02-	R			M/T	655-843		25	26		90,9	85		94	388	963	s4		
1.8 TDCi (81 kW) Eng. RWPA		06-		•			613-341				24	80	116							
		06-		•			607-490		25	24	53,2	84,3	56						4	1
<b>Transit VII (FA, FD, FM) '00-'06</b>			L/R			NOTE	CIFAM ref.	ABS	A	B	C	D	E	F	H	I	L	M	Fig	
2.0 Di (55 kW) Eng. D3FA		00-		•		+ABS, Only Shaft 26 Teeth	613-387				26	86	138							
		00-		•		+ABS, Only Shaft 26 Teeth	607-565	48	28	26	56,9	88,7	71,5						4	1
2.0 Di (63 kW) Eng. F3FA		00-		•		+ABS, Only Shaft 26 Teeth	613-387				26	86	138							
		00-		•		+ABS, Only Shaft 26 Teeth	607-565	48	28	26	56,9	88,7	71,5						4	1
		3/00-	L			+ABS, M/T	655-980	48	28		26	90	-	-	120	77	796			
		3/00-	R			+ABS, M/T	655-981	48	28		26	90	-	-	120	329	1053			
2.0 Di (74 kW) Eng. ABFA		00-		•		+ABS, Only Shaft 26 Teeth	613-387				26	86	138							
		00-		•		+ABS, Only Shaft 26 Teeth	607-565	48	28	26	56,9	88,7	71,5						4	1
		3/00-	L			+ABS, M/T	655-978	48	28		36	90	-	-	120	77	794			
		3/00-	L			-ABS, M/T	655-972		28		36	90	-	-	120	77	794			
		3/00-	R			+ABS, M/T	655-979	48	28		36	90	-	-	120	329	1052			
		3/00-	R			-ABS, M/T	655-973		28		36	90	-	-	120	329	1052			

## FORD LCV, TRUCK








<b>Transit VII (FA, FD, FM) '00-'06</b>			L/R			NOTE	CIFAM ref.	ABS	A	B	C	D	E	F	H	I	L	M	Fig		
2.0 TDCi (92 kW) Eng. FIFA		02-		●		+ABS, Only Shaft 26 Teeth	<b>613-387</b>				26	86	138								
		02-		●		+ABS, Only Shaft 26 Teeth	<b>607-565</b>	48	28	26	56,9	88,7	71,5						4	1	
		8/02-	L				+ABS, M/T	<b>655-976</b>	48	28		36	101,5	-	-	121	77	800			
		8/02-	R				+ABS, M/T	<b>655-977</b>	48	28		36	101,5	-	-	121	329	1061			
2.3 16v (105-107 kW) Eng. E5FA/ C		01-06		●		+ABS, Only Shaft 26 Teeth	<b>613-387</b>				26	86	138								
		01-06		●		+ABS, Only Shaft 26 Teeth	<b>607-565</b>	48	28	26	56,9	88,7	71,5						4	1	
2.4 Di (55 kW) Eng. F4FA		00-		●		+ABS, Only Shaft 26 Teeth	<b>613-387</b>				26	86	138								
		00-		●		+ABS, Only Shaft 26 Teeth	<b>607-565</b>	48	28	26	56,9	88,7	71,5						4	1	
2.4 Di (66 kW) Eng. D2FA/ B/ E		00-		●		+ABS, Only Shaft 26 Teeth	<b>613-387</b>				26	86	138								
		00-		●		+ABS, Only Shaft 26 Teeth	<b>607-565</b>	48	28	26	56,9	88,7	71,5						4	1	
2.4 Di (88 kW) Eng. D4FA		00-		●		+ABS, Only Shaft 26 Teeth	<b>613-387</b>				26	86	138								
		00-		●		+ABS, Only Shaft 26 Teeth	<b>607-565</b>	48	28	26	56,9	88,7	71,5						4	1	
2.4 TDCi (101 kW) Eng. H9FA		00-		●		+ABS, Only Shaft 26 Teeth	<b>613-387</b>				26	86	138								
		00-		●		+ABS, Only Shaft 26 Teeth	<b>607-565</b>	48	28	26	56,9	88,7	71,5						4	1	
2.4 TDE (85 kW) Eng. FXFA		04-06		●		+ABS, Only Shaft 26 Teeth	<b>613-387</b>				26	86	138								
		04-06		●		+ABS, Only Shaft 26 Teeth	<b>607-565</b>	48	28	26	56,9	88,7	71,5						4	1	
2.4 TDE (92 kW) Eng. D0FA		01-		●		+ABS, Only Shaft 26 Teeth	<b>613-387</b>				26	86	138								
		01-		●		+ABS, Only Shaft 26 Teeth	<b>607-565</b>	48	28	26	56,9	88,7	71,5						4	1	
<b>Transit VIII '06-</b>			L/R			NOTE	CIFAM ref.	ABS	A	B	C	D	E	F	H	I	L	M	Fig		
2.2 TDCi (63 kW) Eng. P8FA/ B		06-		●		+ABS	<b>613-449</b>				26	86	138								
		06-		●		+ABS	<b>607-674</b>	48	28	28	59,1	92	79						4	1	
2.2 TDCi (81 kW) Eng. QVFA		06-		●		+ABS	<b>613-449</b>				26	86	138								
		06-		●		+ABS	<b>607-674</b>	48	28	28	59,1	92	79						4	1	
2.2 TDCi (96 kW) Eng. QWFA		06-		●		+ABS	<b>613-449</b>				26	86	138								
		06-		●		+ABS	<b>607-674</b>	48	28	28	59,1	92	79						4	1	

## FORD USA























<b>Probe I '88-'93</b>			L/R			NOTE	CIFAM ref.	ABS	A	B	C	D	E	F	H	I	L	M	Fig	
2.2 (82 kW)		88-92		●		M/T+A/T	<b>613-050</b>				25	85	102							
		88-92		●		M/T+A/T	<b>607-059</b>		26	25	56	89,5	62						3	1





























Probe I '88-'93			L/R			NOTE	CIFAM ref.	ABS	A	B	C	D	E	F	H	I	L	M	Fig	
2.2 GT (108 kW)		88-92		•		+ABS, Usa	613-230				25	85	102							
		88-92		•			-ABS, Usa	613-212				24	90	94,5						
		88-92		•			+ABS, Usa	607-328	44	28	26	56	94						3	1
		88-92		•			-ABS, Usa	607-291		28	26	56	94	62,5					3	2
3.0 V6 (100LAC) (104 kW)		90-92		•		+ABS, A/T, Usa	613-230				25	85	102							
		90-92		•			-ABS, A/T, Usa	613-212				24	90	94,5						
		90-92		•			+ABS, A/T, Usa	607-328	44	28	26	56	94						3	1
		90-92		•			-ABS, A/T, Usa	607-291		28	26	56	94	62,5					3	2
Probe II (ECP) '93-'98			L/R			NOTE	CIFAM ref.	ABS	A	B	C	D	E	F	H	I	L	M	Fig	
2.0		93-95		•		M/T, Usa	613-197				24	79	98							
			93-95		•		M/T, Usa	607-268		28	23	56	87	63					3	2
2.0 16v (85 kW) Eng. FS/ JH20		10/93-		•		+ABS	613-230				25	85	102							
		10/93-		•			-ABS	613-212				24	90	94,5						
		10/93-		•			+ABS	607-328	44	28	26	56	94						3	1
		10/93-		•			-ABS	607-291		28	26	56	94	62,5					3	2
2.5 V6 24v (119-120 kW) Eng. KL		93-99		•		+ABS, M/T, Usa	613-230				25	85	102							
		93-99		•			-ABS, M/T, Usa	613-212				24	90	94,5						
		93-99		•			+ABS, M/T, Usa	607-328	44	28	26	56	94						3	1
		93-99		•			-ABS, M/T, Usa	607-291		28	26	56	94	62,5					3	2
Telstar '87-'97			L/R			NOTE	CIFAM ref.	ABS	A	B	C	D	E	F	H	I	L	M	Fig	
1.6		9/87-92		•			613-050				25	85	102							
			9/87-92		•			607-059		26	25	56	89,5	62					3	1
1.8		7/94-8/97		•		M/T	613-197				24	79	98							
		9/87-92		•				613-050				25	85	102						
		7/94-8/97		•			M/T	607-268		28	23	56	87	63					3	2
		9/87-92		•				607-059		26	25	56	89,5	62					3	1
2.0 Eng. FE		10/91-7/94		•		M/T+A/T	613-197				24	79	98							
		9/87-92		•		A/T	613-050				25	85	102							
		10/91-1/96		•			A/T, 4Sp	607-268		28	23	56	87	63					3	2
		10/91-7/94		•			M/T	607-268		28	23	56	87	63					3	2
		9/87-92		•			A/T	607-059		26	25	56	89,5	62					3	1

## FORD USA










Telstar '87-'97			L/R			NOTE	CIFAM ref.	ABS	A	B	C	D	E	F	H	I	L	M	Fig
2.0 D		4/92-10/95		•		M/T+A/T, 4Sp	<b>613-197</b>				24	79	98						
		4/92-10/95		•		A/T, 4Sp	<b>607-268</b>		28	23	56	87	63					3	2
		4/92-7/94		•		M/T	<b>607-268</b>		28	23	56	87	63						3
2.2		9/87-92		•		A/T	<b>613-050</b>				25	85	102						
		9/87-92		•		A/T	<b>607-059</b>		26	25	56	89,5	62					3	1

## GEO

Metro			L/R			NOTE	CIFAM ref.	ABS	A	B	C	D	E	F	H	I	L	M	Fig	
All models		88-89		•		Mod. 75AC	<b>613-070</b>				18	63	82							
		89-93		•		Mod. 75LAC	<b>613-095</b>				18	63	82							
		88-89		•		Mod. 75AC	<b>607-080</b>		23	19	44	72	65						5	1
		89-93		•		Mod. 75LAC	<b>607-114</b>		23	19	49	71,5	66						3	1
Prizm			L/R			NOTE	CIFAM ref.	ABS	A	B	C	D	E	F	H	I	L	M	Fig	
All models		1/89-12/92		•		(Exc. 1.6 16v) Gsi	<b>613-069</b>				23	78	110							
		1/89-12/92		•		(Exc. 1.6 16v) Gsi	<b>607-078</b>		26	29	56	84	59,5						5	3
Spectrum			L/R			NOTE	CIFAM ref.	ABS	A	B	C	D	E	F	H	I	L	M	Fig	
All models		1/85-89	R	•			<b>613-067</b>				21	73	91							
		6/84-89	L	•			<b>613-066</b>				21	73	91							
		1/85-89	L	•			<b>607-075</b>		22	22	50	79	61						3	2
		1/85-89	R	•			<b>607-076</b>		22	21	50	74,6	61						3	1
		6/84-12/84		•			<b>607-075</b>		22	22	50	79	61						3	2
Storm Coupe, Coda Spiovente '89-'93			L/R			NOTE	CIFAM ref.	ABS	A	B	C	D	E	F	H	I	L	M	Fig	
1.6 i (82LAC, NSK21) (67 kW) Eng. L4697		90-93	L	•			<b>613-066</b>				21	73	91							
		90-93	R	•			<b>613-067</b>				21	73	91							
		90-93	L	•			<b>607-075</b>		22	22	50	79	61						3	2
		90-93	R	•			<b>607-076</b>		22	21	50	74,6	61						3	1
1.6 i (82LAC, NSK21) (71 kW) Eng. L4697		90-93	L	•			<b>613-066</b>				21	73	91							
		90-93	R	•			<b>613-067</b>				21	73	91							
		90-93	L	•			<b>607-075</b>		22	22	50	79	61						3	2
		90-93	R	•			<b>607-076</b>		22	21	50	74,6	61						3	1




















Ipanema '93-			L/R			NOTE	CIFAM ref.	ABS	A	B	C	D	E	F	H	I	L	M	Fig
1.8		9/93-		•		M/T+A/T	613-011				22	83	79						
		9/93-		•		M/T+A/T	607-008		33	25	52,35	90	59					5	3
2.0		9/93-		•		M/T	613-011				22	83	79						
		9/93-		•		M/T	607-008		33	25	52,35	90	59					5	3
Kadett '93-			L/R			NOTE	CIFAM ref.	ABS	A	B	C	D	E	F	H	I	L	M	Fig
1.8		9/93-		•		M/T+A/T	613-011				22	83	79						
		9/93-		•		M/T+A/T	607-008		33	25	52,35	90	59					5	3
2.0		9/93-		•		M/T	613-011				22	83	79						
		9/93-		•		M/T	607-008		33	25	52,35	90	59					5	3
Monza '93-			L/R			NOTE	CIFAM ref.	ABS	A	B	C	D	E	F	H	I	L	M	Fig
1.8		9/93-		•		A/T	613-011				22	83	79						
		9/93-		•		A/T	607-008		33	25	52,35	90	59					5	3
2.0		9/93-		•		M/T+A/T	613-011				22	83	79						
		9/93-		•		M/T+A/T	607-008		33	25	52,35	90	59					5	3
Vectra '93-			L/R			NOTE	CIFAM ref.	ABS	A	B	C	D	E	F	H	I	L	M	Fig
1.8		9/93-		•			613-011				22	83	79						
		9/93-		•			607-008		33	25	52,35	90	59					5	3
2.0		9/93-		•			613-011				22	83	79						
		9/93-		•			607-008		33	25	52,35	90	59					5	3


























## HOLDEN




















Astra '84-'89			L/R			NOTE	CIFAM ref.	ABS	A	B	C	D	E	F	H	I	L	M	Fig
1.5 (LB) Eng. E15		84-6/87		•			613-027				21	73	91						
		84-6/87		•			607-028		24	22	52	79,2	60,7					5	2
1.6 Eng. E16S		7/87-89		•		Mod. LD	613-113				23	81	96						
		84-6/87		•		Mod. LC	613-027				21	73	91						
		7/87-89		•		Mod. LD	607-136		25	25	52,2	89,6	56					5	2
		84-6/87		•		Mod. LC	607-028		24	22	52	79,2	60,7					5	2


































































# HOLDEN




























			L/R			NOTE	CIFAM ref.	ABS	A	B	C	D	E	F	H	I	L	M	Fig		
<b>Astra '84-'89</b>		7/87-89		•			<b>613-113</b>				23	81	96								
		7/87-89		•			<b>607-136</b>		25	25	52,2	89,6	56						5	2	
<b>Barina '85-'94</b>		2/85-12/94		•			<b>613-070</b>				18	63	82								
		2/85-12/94		•			<b>607-080</b>		23	19	44	72	65						5	1	
1.3 (MH-ML) Eng. 13B		86-94		•			<b>613-059</b>				18	63	82								
		86-94		•			<b>607-068</b>		23	19	44	72	65						5	1	
<b>Camira</b>		82-84		•		Mod. JB Eng. Opel	<b>613-011</b>				22	83	79								
		82-84		•		Mod. JB Eng. Opel	<b>607-008</b>		33	25	52,35	90	59						5	3	
<b>Gemini (TC, TD, TX)</b>		85-88	L	•		Mod. RB Eng. 4XC1	<b>613-066</b>				21	73	91								
		87-88	R	•		Mod. RB Eng. 4XC1	<b>613-067</b>				21	73	91								
		85-87		•		Mod. RB Eng. 4XC1	<b>607-075</b>		22	22	50	79	61						3	2	
		87-88	L	•		Mod. RB Eng. 4XC1	<b>607-075</b>		22	22	50	79	61							3	2
		87-88	R	•		Mod. RB Eng. 4XC1	<b>607-076</b>		22	21	50	74,6	61							3	1
<b>Nova '89-'92</b>		89-9/92		•			<b>613-029</b>				26	78	100								
		89-9/92		•			<b>607-030</b>		26	23	56	82	60						5	2	
1.6 (LE-LF)		89-9/92		•			<b>613-029</b>				26	78	100								
		89-9/92		•			<b>607-030</b>		26	23	56	82	60						5	2	
1.8 (LE-LF)		89-9/92		•			<b>613-029</b>				26	78	100								
		89-9/92		•			<b>607-030</b>		26	23	56	82	60						5	2	





































<b>Accord I (SJ, SY, SM, SV, SZ) '78-'83</b>			L/R			NOTE	CIFAM ref.	ABS	A	B	C	D	E	F	H	I	L	M	Fig	
1.6 L/EX (SY), H-Back (59 kW) Eng. EG/ EL/ EF/ EP		1/78-1/79	•			M/T+A/T, Mod. SJ,SM,SL Eng. EF	<b>613-013</b>				21	71,5	90							
		1/78-1/82	•			M/T+A/T, Mod. SV,SY,SZ,SM200 Eng. EP	<b>613-063</b>				25	77	100							
		1/78-8/81	•			M/T+A/T, Mod. SY,SJ,SM,SL Eng. EF,EG,EL	<b>613-013</b>				21	71,5	90							
		1/79-1/80	•			M/T+A/T, Mod. SM120 Eng. EP	<b>613-015</b>				21	71,5	90							
		1/78-1/79	•			M/T+A/T, Mod. SJ,SM,SL Eng. EF	<b>607-010</b>		23	22	45	79,4	54						4	1
		1/78-1/82	•			M/T+A/T, Mod. SV,SY,SZ,SM200 Eng. EP	<b>607-079</b>		24	30	45	81,3	49						4	1
		1/79-1/80	•			M/T+A/T, Mod. SM120 Eng. EP	<b>607-011</b>		23	22	45	79,4	55						5	1
		1/79-8/81	•			M/T+A/T, Mod. SY Eng. EG,EL	<b>607-010</b>		23	22	45	79,4	54						4	1
1.8 (66 kW) Eng. EK1		78-79	•				<b>613-013</b>				21	71,5	90							
		80-82	•				<b>613-063</b>				25	77	100							
		78-79	•				<b>607-010</b>		23	22	45	79,4	54						4	1
		80-82	•				<b>607-079</b>		24	30	45	81,3	49						4	1
All models USA		78-12/81	•			Usa, Exc. 82AC	<b>613-013</b>				21	71,5	90							
		82-83	•			Usa	<b>613-063</b>				25	77	100							
		1/81-12/81	•			Usa	<b>607-099</b>		24	22	45	79,4	54,7						4	1
		78-80	•			Usa, Exc. 82AC	<b>607-010</b>		23	22	45	79,4	54						4	1
		82-83	•			Usa	<b>607-079</b>		24	30	45	81,3	49						4	1
<b>Accord II (AC, AD) '83-'85</b>			L/R			NOTE	CIFAM ref.	ABS	A	B	C	D	E	F	H	I	L	M	Fig	
1.6 EX (AC), H-Back (65 kW) Eng. EZ/ EP		9/83-10/85	•			M/T+A/T	<b>613-062</b>				21	71,5	90							
		9/83-10/85	•			M/T+A/T	<b>607-071</b>		24	30	47,2	81	49						4	1
1.8 EX (AD), H-Back (74 kW) Eng. ET1		9/83-10/85	•			M/T+A/T	<b>613-087</b>				23	81	96							
		9/83-10/85	•			M/T+A/T	<b>607-113</b>		26	32	49	87	52						4	1
<b>Accord III (CA4, CA5), Aerodeck '85-'89</b>			L/R			NOTE	CIFAM ref.	ABS	A	B	C	D	E	F	H	I	L	M	Fig	
1.6 L (CA4) (65 kW) Eng. A16A1		11/85-9/89	•				<b>613-042</b>				21	73	91							
		11/85-9/89	•				<b>607-054</b>		26	30	49	82	53						3	1
1.8 (CA1) (90 kW) Eng. A18A		11/85-9/89	•			M/T+A/T	<b>613-042</b>				21	73	91							
		11/85-9/89	•			M/T+A/T	<b>607-054</b>		26	30	49	82	53						3	1
1.8 (CA2) (81 kW) Eng. B18A1		85-89	•			+ABS, M/T+A/T	<b>613-184</b>				25	82	96							
		85-89	•			-ABS, M/T+A/T	<b>613-043</b>				23	81	96							
		85-89	•			+ABS, M/T+A/T	<b>607-250</b>	100	26	32	49	87,4	54						1	1
		85-89	•			-ABS, M/T+A/T	<b>607-045</b>		26	32	49	86,6	51						3	1


























<b>Accord III (CA4, CA5), Aerodeck '85-'89</b>			L/R			NOTE	CIFAM ref.	ABS	A	B	C	D	E	F	H	I	L	M	Fig		
2.0 EX (CA5) (75-76 kW) Eng. A20A1		85-89		●		+ABS	<b>613-184</b>				25	82	96								
		85-89		●		-ABS	<b>613-043</b>				23	81	96								
		85-89		●		+ABS	<b>607-250</b>	100	26	32	49	87,4	54						1	1	
		85-89		●		-ABS	<b>607-045</b>		26	32	49	86,6	51						3	1	
2.0 EX (CA5) (78 kW) Eng. A20A2		85-89		●		+ABS	<b>613-184</b>				25	82	96								
		85-89		●		-ABS	<b>613-043</b>				23	81	96								
		85-89		●		+ABS	<b>607-250</b>	100	26	32	49	87,4	54						1	1	
		85-89		●		-ABS	<b>607-045</b>		26	32	49	86,6	51						3	1	
2.0 EXi (CA5) (85 kW) Eng. A20A3		86-89		●		+ABS	<b>613-184</b>				25	82	96								
		86-89		●		-ABS	<b>613-043</b>				23	81	96								
		86-89		●		+ABS	<b>607-250</b>	100	26	32	49	87,4	54						1	1	
		86-89		●		-ABS	<b>607-045</b>		26	32	49	86,6	51						3	1	
2.0 EXi (CA5) (90 kW) Eng. A20A4		85-87		●		+ABS	<b>613-184</b>				25	82	96								
		85-87		●		-ABS	<b>613-043</b>				23	81	96								
		85-87		●		+ABS	<b>607-250</b>	100	26	32	49	87,4	54						1	1	
		85-87		●		-ABS	<b>607-045</b>		26	32	49	86,6	51						3	1	
2.0 i 16v (CA5) (Exc. Aerodeck) (98-101 kW) Eng. B20A2/ B20A8		1/87-12/89		●		+/-ABS, M/T+A/T	<b>613-049</b>				23	81	96								
		1/87-12/89		●		+ABS, M/T+A/T	<b>607-053A</b>	50	26	32	55	86,6	51					3	1		
		1/87-12/89		●		-ABS, M/T+A/T	<b>607-053</b>		26	32	55	86,6	51						3	1	
All models USA		1/86-89		●		Usa	<b>613-087</b>				23	81	96								
		1/86-89		●		Usa	<b>607-101</b>		26	32	49	87	52						1	1	
<b>Accord IV (CB3, CB7) '90-'93</b>			L/R			NOTE	CIFAM ref.	ABS	A	B	C	D	E	F	H	I	L	M	Fig		
1.8 (CB1,2), Aerodeck (74 kW) Eng. F18A2		90-91		●		+/-ABS	<b>613-065</b>				24	90	94,5								
		90-91		●		+/-ABS, M/T+A/T	<b>613-108</b>				24	90	94,5								
		90-91		●		+ABS, ABS:90mm	<b>607-074A</b>	50	28	34	60	95	57						1	1	
		90-91		●		+ABS, M/T+A/T	<b>607-131A</b>	50	28	32	60	97	59,7						1	1	
		90-91		●		-ABS, ABS:88mm	<b>607-073</b>		28	34	60	95	57						2	1	
		90-91		●		-ABS, ABS:90mm	<b>607-074</b>		28	34	60	95,6	57						1	1	
		90-91		●		-ABS, M/T+A/T	<b>607-131</b>		28	32	60	97	59,7						1	1	
2.0 16v (CB3) (66 kW) Eng. F20A6		1/90-2/93		●		+/-ABS	<b>613-108</b>				24	90	94,5								
		1/90-2/93		●		+ABS	<b>607-131A</b>	50	28	32	60	97	59,7					1	1		
		1/90-2/93		●		-ABS	<b>607-131</b>		28	32	60	97	59,7					1	1		

<b>Accord IV (CB3, CB7) '90-'93</b>			L/R			NOTE	CIFAM ref.	ABS	A	B	C	D	E	F	H	I	L	M	Fig	
2.0 16v (CB3) (81 kW) Eng. F20A2		1/90-2/93		●		+/-ABS	<b>613-108</b>				24	90	94,5							
		1/90-2/93		●		+ABS	<b>607-131A</b>	50	28	32	60	97	59,7					1	1	
		1/90-2/93		●			-ABS	<b>607-131</b>		28	32	60	97	59,7					1	1
2.0 i 16v (CB3) (98 kW) Eng. F20A4/ F20A8		1/90-2/93		●		+/-ABS	<b>613-108</b>				24	90	94,5							
		1/90-2/93		●		+ABS	<b>607-131A</b>	50	28	32	60	97	59,7					1	1	
		1/90-2/93		●			-ABS	<b>607-131</b>		28	32	60	97	59,7					1	1
2.0 i 16v (CC9) Aerodeck (98 kW) Eng. F20Z3		3/93-12/93		●		+/-ABS	<b>613-065</b>				24	90	94,5							
		3/93-12/93		●		+ABS, ABS:90mm	<b>607-074A</b>	50	28	34	60	95	57					1	1	
		3/93-12/93		●		-ABS, ABS:88mm	<b>607-073</b>		28	34	60	95	57					2	1	
		3/93-12/93		●		-ABS, ABS:90mm	<b>607-074</b>		28	34	60	95,6	57					1	1	
2.2 i 16v (CB8) Aerodeck (108 kW) Eng. F22A8		91-93		●		+/-ABS, M/T+A/T	<b>613-108</b>				24	90	94,5							
		91-93		●		+ABS, M/T+A/T	<b>607-131A</b>	50	28	32	60	97	59,7					1	1	
		91-93		●			-ABS, M/T+A/T	<b>607-131</b>		28	32	60	97	59,7					1	1
2.2 i 16v (CB8) Aerodeck (110 kW) Eng. F22A7		91-93		●		+/-ABS, M/T+A/T	<b>613-108</b>				24	90	94,5							
		91-93		●		+ABS, M/T+A/T	<b>607-131A</b>	50	28	32	60	97	59,7					1	1	
		91-93		●			-ABS, M/T+A/T	<b>607-131</b>		28	32	60	97	59,7					1	1
2.2 i 16v, Automatik (CB7) (108 kW) Eng. F22A3		1/90-2/93		●		+/-ABS, M/T+A/T	<b>613-108</b>				24	90	94,5							
		1/90-2/93		●		+ABS, M/T+A/T	<b>607-131A</b>	50	28	32	60	97	59,7					1	1	
		1/90-2/93		●			-ABS, M/T+A/T	<b>607-131</b>		28	32	60	97	59,7					1	1
<b>Accord V (CC7) '93-'98</b>			L/R			NOTE	CIFAM ref.	ABS	A	B	C	D	E	F	H	I	L	M	Fig	
1.8 (CD3) (74 kW) Eng. F18B		3/93-96		●		+/-ABS	<b>613-108</b>				24	90	94,5							
		3/93-96		●		+ABS	<b>607-131A</b>	50	28	32	60	97	59,7					1	1	
		3/93-96		●			-ABS	<b>607-131</b>		28	32	60	97	59,7					1	1
2.0 (DC9) Coupe, Aerodeck (100 kW) Eng. F20B3		93-97		●		+/-ABS	<b>613-108</b>				24	90	94,5							
		93-97		●		+ABS	<b>607-131A</b>	50	28	32	60	97	59,7					1	1	
		93-97		●			-ABS	<b>607-131</b>		28	32	60	97	59,7					1	1
2.0 i (CC7,CE2,CD4) (85 kW) Eng. F20Z2		3/93-1/96		●		+/-ABS	<b>613-108</b>				24	90	94,5							
		3/93-1/96		●		+ABS	<b>607-131A</b>	50	28	32	60	97	59,7					1	1	
		3/93-1/96		●			-ABS	<b>607-131</b>		28	32	60	97	59,7					1	1
2.0 i S (96 kW) Eng. F20Z1		3/93-1/96		●		+/-ABS	<b>613-108</b>				24	90	94,5							
		3/93-1/96		●		+ABS	<b>607-131A</b>	50	28	32	60	97	59,7					1	1	
		3/93-1/96		●			-ABS	<b>607-131</b>		28	32	60	97	59,7					1	1




















<b>Accord V (CC7) '93-'98</b>			L/R			NOTE	CIFAM ref.	ABS	A	B	C	D	E	F	H	I	L	M	Fig	
2.2 i ES Coupe, Aerodeck (110 kW) Eng. F22B5		93-98		•		+/-ABS	<b>613-108</b>				24	90	94,5							
		93-98		•		+ABS	<b>607-131A</b>	50	28	32	60	97	59,7					1	1	
		93-98		•		-ABS	<b>607-131</b>		28	32	60	97	59,7					1	1	
<b>Accord VI (CE, CF) '96-'98</b>			L/R			NOTE	CIFAM ref.	ABS	A	B	C	D	E	F	H	I	L	M	Fig	
1.8 i (CE7) (85 kW) Eng. F18A3		2/96-98		•		+ABS	<b>613-206</b>				22	86	91							
		2/96-98		•		+ABS	<b>607-284</b>	50	28	32	60	91,9	61					3	2	
2.0 i LS (CE8) (96 kW) Eng. F20Z1		2/96-98		•		+ABS	<b>613-206</b>				22	86	91							
		2/96-98		•		+ABS	<b>607-284</b>	50	28	32	60	91,9	61					3	2	
2.0 TDi (CF1) (77 kW) Eng. 20T2N		2/96-98		•		+ABS	<b>613-206</b>				22	86	91							
		2/96-98		•		+ABS	<b>607-284</b>	50	28	32	60	91,9	61					3	2	
2.2 i VTEC (CE9) (110 kW) Eng. F22Z2		2/96-98		•		+ABS	<b>613-206</b>				22	86	91							
		2/96-98		•		+ABS	<b>607-284</b>	50	28	32	60	91,9	61					3	2	
<b>Accord VII (CG) '98-'03</b>			L/R			NOTE	CIFAM ref.	ABS	A	B	C	D	E	F	H	I	L	M	Fig	
1.8 i, H-Back (100 kW) Eng. F18B2		10/98-		•		+ABS	<b>613-205</b>				25	78	130							
		10/98-		•		+ABS	<b>607-423</b>	50	28	32	64	89,1	60					1	2	
2.0 i, H-Back, Coupe (108 kW) Eng. F20B6/ 5/ 7		98-01		•		+ABS, Berlina	<b>613-205</b>				25	78	130							
		98-01		•		+ABS, Berlina	<b>607-423</b>	50	28	32	64	89,1	60					1	2	
2.2 Type-R (156 kW) Eng. H22A7		99-03		•		+ABS	<b>613-458</b>				24,8	91	123							
		99-03		•		+ABS	<b>607-685</b>	50	28	32	64	93,7	61					1	1	
2.3, H-Back (113 kW) Eng. F23Z5		99-03		•		+ABS	<b>613-458</b>				24,8	91	123							
		99-03		•		+ABS	<b>607-685</b>	50	28	32	64	93,7	61					1	1	
<b>Accord VIII, Tourer (CL, CM) '03-'08</b>			L/R			NOTE	CIFAM ref.	ABS	A	B	C	D	E	F	H	I	L	M	Fig	
2.0 (114 kW) Eng. K20A6		03-08		•			<b>613-452</b>				24,8	91	123							
		03-08		•			<b>607-678</b>		28	32	62,9	93,7	61,3					1	1	
2.2 CTDi (103 kW) Eng. N22A1		04-08		•			<b>613-454</b>				27	92	136							
		04-08		•			<b>607-680</b>		28	34	62,9	93,7	61,3					1	1	
2.4 (140 kW) Eng. K24A		03-08		•			<b>613-452</b>				24,8	91	123							
		03-08		•			<b>607-678</b>		28	32	62,9	93,7	61,3					1	1	





























<b>Ballade '81-'92</b>			L/R			NOTE	CIFAM ref.	ABS	A	B	C	D	E	F	H	I	L	M	Fig		
1.3 (EF1) (55 kW) Eng. D13B		87-92		•			<b>613-076</b>				21	73	91								
		87-92		•			<b>607-086</b>		23	27	49	82,5	51					1	1		
1.3 12v (AG, AJ, VJ) (59 kW) Eng. EV2		84-87		•			<b>613-076</b>				21	73	91								
		84-87		•			<b>607-086</b>		23	27	49	82,5	51					1	1		
1.5 12v (AH, AK) (62-67-78-74 kW) Eng. EW2/ 3/ 4		1/87-		•		M/T+A/T	<b>613-043</b>				23	81	96								
		84-10/86		•		M/T+A/T	<b>613-042</b>				21	73	91								
		1/87-		•		M/T+A/T	<b>607-045</b>		26	32	49	86,6	51						3	1	
		84-10/86		•		M/T+A/T	<b>607-044</b>		23	30	49	82,5	54						1	1	
1.5 16v (EF2,4,5,6) (66-69 kW) Eng. D15B/ EC/ ED		89-92		•		FWD, Mod. EF2, 6	<b>613-042</b>				21	73	91								
		89-92	L	•		FWD, Mod. EF4, 5	<b>613-087</b>				23	81	96								
		89-92	R	•		-ABS, FWD, Mod. EF4, 5	<b>613-192</b>				23	81	96								
		89-92		•		FWD, Mod. EF2, 6	<b>607-054</b>		26	30	49	82	53						3	1	
		89-92	L	•		FWD, Mod. EF4, 5	<b>607-101</b>		26	32	49	87	52						1	1	
		89-92	R	•		-ABS, FWD, Mod. EF4, 5	<b>607-260</b>		26	23	49	85	51						4	1	
1.6 16v (AT,AU,AS,EF3,EF7) (92 kW) Eng. ZC		1/87-		•		M/T+A/T, Mod. AT, AU, AS	<b>613-043</b>				23	81	96								
		87-92	L	•		FWD, M/T+A/T, Mod. EF3, 7	<b>613-087</b>				23	81	96								
		87-92	R	•		-ABS, FWD, M/T+A/T, Mod. EF3, 7	<b>613-192</b>				23	81	96								
		1/87-		•		M/T+A/T, Mod. AT, AU, AS	<b>607-045</b>		26	32	49	86,6	51						3	1	
		87-92	L	•		FWD, M/T+A/T, Mod. EF3, 7	<b>607-101</b>		26	32	49	87	52						1	1	
		87-92	R	•		-ABS, FWD, M/T+A/T, Mod. EF3, 7	<b>607-260</b>		26	23	49	85	51						4	1	
<b>City '82-'90</b>			L/R			NOTE	CIFAM ref.	ABS	A	B	C	D	E	F	H	I	L	M	Fig		
1.2 (GA1) (56 kW) Eng. D12A		86-		•			<b>613-076</b>				21	73	91								
		86-		•			<b>607-086</b>		23	27	49	82,5	51					1	1		
1.2 16v (VF) (61 kW) Eng. ER		82-86		•			<b>613-064</b>				25	77	100								
		82-86		•			<b>607-072</b>		23	27	45	82,6	51					4	1		
1.3 (GA2) (60 kW) Eng. D13C		86-		•			<b>613-042</b>				21	73	91								
		86-		•			<b>607-044</b>		23	30	49	82,5	54					1	1		
<b>Civic I '72-'84</b>			L/R			NOTE	CIFAM ref.	ABS	A	B	C	D	E	F	H	I	L	M	Fig		
1.2 (SB1) (40 kW) Eng. EB1		72-77		•		M/T+A/T, Incl. Usa	<b>613-013</b>				21	71,5	90								
		72-77		•		M/T+A/T, Incl. Usa	<b>607-010</b>		23	22	45	79,4	54					4	1		




































<b>Civic I '72-'84</b>			L/R			NOTE	CIFAM ref.	ABS	A	B	C	D	E	F	H	I	L	M	Fig
1.2 (SB2) (40 kW) Eng. EB2		77-80		•		M/T+A/T, Incl. Usa	613-013				21	71,5	90						
		77-80		•		M/T+A/T, Incl. Usa	607-010		23	22	45	79,4	54					4	1
1.2 (SB2) (44 kW) Eng. EB3		77-80		•		M/T+A/T, Incl. Usa	613-013				21	71,5	90						
		77-80		•		M/T+A/T, Incl. Usa	607-010		23	22	45	79,4	54					4	1
1.3 L (33 kW) Eng. EN2		80-83		•			613-015				21	71,5	90						
		80-83		•			607-011		23	22	45	79,4	55					5	1
1.3 L (SS) (44 kW) Eng. EN1		79-83		•		M/T+A/T	613-013				21	71,5	90						
		79-83		•		M/T+A/T	607-010		23	22	45	79,4	54					4	1
1.3 S (52 kW) Eng. EN4		79-84		•		M/T+A/T	613-013				21	71,5	90						
		79-84		•		M/T+A/T	607-010		23	22	45	79,4	54					4	1
1.5 (66 kW) Eng. EC/ ED/ EM/ EW		75-83		•		Incl. Usa, Mod. SH110,SK110,SE,AF,AH,SR100,ST100 Eng. EM,EW,ED,EC	613-013				21	71,5	90						
		75-79		•		Incl. Usa, Mod. SH110,SK110,SE Eng. ED,EC	607-010		23	22	45	79,4	54					4	1
		80-83		•		Incl. Usa, Mod. AF,AH,SR100,ST100 Eng. EM,EW	607-010		23	22	45	79,4	54					4	1
<b>Civic I Shuttle (AN, AR) '83-'87</b>			L/R			NOTE	CIFAM ref.	ABS	A	B	C	D	E	F	H	I	L	M	Fig
1.3 (AG, AJ,VJ) (55 kW) Eng. EV		83-87		•		4Sp	613-076				21	73	91						
		83-87		•		4Sp	607-086		23	27	49	82,5	51					1	1
1.5 (AN) (63 kW) Eng. EW2		83-87		•		M/T+A/T	613-042				21	73	91						
		83-87		•		M/T+A/T	607-044		23	30	49	82,5	54					1	1
1.5 4WD (AR) (63 kW) Eng. EW2		85-87		•		FWD, M/T+A/T	613-043				23	81	96						
		85-87		•		FWD, M/T+A/T	607-045		26	32	49	86,6	51					3	1
<b>Civic II '83-'87</b>			L/R			NOTE	CIFAM ref.	ABS	A	B	C	D	E	F	H	I	L	M	Fig
1.2 (40 kW) Eng. D12B/ ZA2		-87		•		M/T+A/T	613-042				21	73	91						
		-87		•		M/T+A/T	607-054		26	30	49	82	53					3	1
1.3 12v (52 kW) Eng. EV2		83-87		•		4Sp, Incl. Usa	613-076				21	73	91						
		83-87		•		4Sp, Incl. Usa	607-086		23	27	49	82,5	51					1	1
1.5 GL (63 kW) Eng. EW2		83-87		•		4Sp, Incl. Usa	613-076				21	73	91						
		84-87		•		M/T+A/T, 5Sp, Incl. Usa	613-042				21	73	91						
		83-87		•		4Sp, Incl. Usa	607-086		23	27	49	82,5	51					1	1
		84-87		•		M/T+A/T, 5Sp, Incl. Usa	607-044		23	30	49	82,5	54					1	1







































<b>Civic II '83-'87</b>			L/R			NOTE	CIFAM ref.	ABS	A	B	C	D	E	F	H	I	L	M	Fig		
1.5 GT (74 kW) Eng. EW3		83-87		•		4Sp, Incl. Usa	<b>613-076</b>				21	73	91								
		84-87		•		M/T+A/T, 5Sp, Incl. Usa	<b>613-042</b>				21	73	91								
		83-87		•			4Sp, Incl. Usa	<b>607-086</b>		23	27	49	82,5	51						1	1
		84-87		•			M/T+A/T, 5Sp, Incl. Usa	<b>607-044</b>		23	30	49	82,5	54						1	1
<b>Civic II Shuttle (EE) '88-'95</b>			L/R			NOTE	CIFAM ref.	ABS	A	B	C	D	E	F	H	I	L	M	Fig		
1.4 i 16v (EE1) (66 kW) Eng. D14A1		88-92		•		4Sp	<b>613-042</b>				21	73	91								
			88-92		•		4Sp	<b>607-054</b>		26	30	49	82	53						3	1
1.5 i 16v (EE2) (69 kW) Eng. D15B2		88-91		•		M/T+A/T, 5Sp	<b>613-042</b>				21	73	91								
			88-91		•		M/T+A/T, 5Sp	<b>607-054</b>		26	30	49	82	53						3	1
<b>Civic III (EC, ED, EE) '87-'91</b>			L/R			NOTE	CIFAM ref.	ABS	A	B	C	D	E	F	H	I	L	M	Fig		
1.3 (EC8) (55 kW) Eng. D13B1		87-89		•		4Sp	<b>613-042</b>				21	73	91								
			87-89		•		4Sp	<b>607-054</b>		26	30	49	82	53						3	1
1.3 16v (EC8) Kat H-Back (55 kW) Eng. D13B2		89-91		•		4Sp	<b>613-042</b>				21	73	91								
			89-91		•		4Sp	<b>607-054</b>		26	30	49	82	53						3	1
1.5 i 16v (ED3, 6), Shuttle, 4WD (66-69 kW) Eng. D15B2		87-91		•		5Sp, Mod. EF2, EF6	<b>613-042</b>				21	73	91								
		87-91	L	•		FWD, Mod. EF4, 5	<b>613-087</b>				23	81	96								
		87-91	R	•		-ABS, FWD, Mod. EF4, 5	<b>613-192</b>				23	81	96								
		88-91		•		4Sp, Usa, H-Back	<b>613-076</b>				21	73	91								
		87-91		•		5Sp, Mod. EF2, EF6	<b>607-054</b>		26	30	49	82	53							3	1
		87-91	L	•		FWD, Mod. EF4, 5	<b>607-101</b>		26	32	49	87	52							1	1
		87-91	R	•		-ABS, FWD, Mod. EF4, 5	<b>607-260</b>		26	23	49	85	51							4	1
		88-91		•		4Sp, Usa, H-Back	<b>607-086</b>		23	27	49	82,5	51							1	1
1.6 i 16v (96 kW) Eng. D16A7/ 9		84-86		•		Mod. AT, AU, AS	<b>613-043</b>				23	81	96								
		87-91		•		M/T+A/T, Mod. EF3, 7	<b>613-087</b>				23	81	96								
		84-86		•		Mod. AT, AU, AS	<b>607-045</b>		26	32	49	86,6	51							3	1
		87-91		•		M/T+A/T, Mod. EF3, 7	<b>607-101</b>		26	32	49	87	52							1	1
1.6 i 16v (ED4, 7) (80 kW) Eng. D16A6		87-91		•		Mod. ED4	<b>613-043</b>				23	81	96								
		87-91		•		M/T+A/T, Mod. ED7	<b>613-042</b>				21	73	91								
		87-91		•		Mod. ED4	<b>607-045</b>		26	32	49	86,6	51							3	1
		87-91		•		M/T+A/T, Mod. ED7	<b>607-054</b>		26	30	49	82	53							3	1























































Civic III (EC, ED, EE) '87-'91			L/R			NOTE	CIFAM ref.	ABS	A	B	C	D	E	F	H	I	L	M	Fig	
1.6 i 16v (ED4, 7) (82 kW) Eng. D16Z2		87-91		•		Mod. ED4	613-043				23	81	96							
		87-91		•		M/T+A/T, Mod. ED7	613-042				21	73	91							
		87-91		•		Mod. ED4	607-045		26	32	49	86,6	51					3	1	
		87-91		•		M/T+A/T, Mod. ED7	607-054		26	30	49	82	53					3	1	
1.6 i 16v 4WD Shuttle (80 kW) Eng. D16A6		87-91	L	•		FWD, M/T+A/T	613-087				23	81	96							
		87-91	R	•		FWD, M/T+A/T	613-192				23	81	96							
		87-91	L	•		FWD, M/T+A/T	607-101		26	32	49	87	52					1	1	
		87-91	R	•		FWD, M/T+A/T	607-260		26	23	49	85	51					4	1	
Civic IV (EG) '91-'95			L/R			NOTE	CIFAM ref.	ABS	A	B	C	D	E	F	H	I	L	M	Fig	
1.3 16v (EG3, 7) (55 kW) Eng. D13B2		91-95		•		Mod. EG7	613-188				23	81	96							
		91-95		•		M/T+A/T, Mod. EG3	613-185				23	81	96							
		91-95		•		Mod. EG7	607-255		26	30	55	89,5	51					1	1	
		91-95		•		M/T+A/T, Mod. EG3	607-251		26	30	55	80	51					4	1	
		91-95	L				+ABS, M/T	655-788	50	26		25	86	80,8		78,5	61,4	905	s8	
		91-95	R				+ABS, M/T	655-789	50	26		25	86	80,8		78,5	54,5	623	s8	
1.5 i 16v (EG4) (66 kW) Eng. D15Z1		91-95		•			613-188				23	81	96							
		91-95		•		M/T+A/T	613-185				23	81	96							
		92-95		•		K600 LS1	613-236				22	78	94							
		91-95		•				607-255		26	30	55	89,5	51					1	1
		91-95		•		M/T+A/T		607-251		26	30	55	80	51					4	1
		92-95		•		K600 LS1		607-337		26	30	55	82	53					3	2
		91-95	L				+ABS, M/T	655-788	50	26		25	86	80,8		78,5	61,4	905	s8	
		91-95	R				+ABS, M/T	655-789	50	26		25	86	80,8		78,5	54,5	623	s8	
1.5 i 16v (EG8) (69 kW) Eng. D15B2/ Z1		91-95		•			613-188				23	81	96							
		91-95		•		M/T+A/T	613-185				23	81	96							
		93-95		•		+/-ABS, Usa	613-049				23	81	96							
		91-95		•				607-255		26	30	55	89,5	51					1	1
		91-95		•		M/T+A/T		607-251		26	30	55	80	51					4	1
		93-95		•		+ABS, Usa		607-053A	50	26	32	55	86,6	51					3	1
		93-95		•		-ABS, Usa		607-053		26	32	55	86,6	51					3	1
		91-95	L				+ABS, M/T	655-788	50	26		25	86	80,8		78,5	61,4	905	s8	
91-95		R				+ABS, M/T	655-789	50	26		25	86	80,8		78,5	54,5	623	s8		









































<b>Civic IV (EG) '91-'95</b>			L/R			NOTE	CIFAM ref.	ABS	A	B	C	D	E	F	H	I	L	M	Fig		
1.6 16v Vtec (EG5), 4WD (92 kW) Eng. D16Z6/ 7		91-95		•		M/T+A/T	<b>613-185</b>				23	81	96								
		93-95		•		+/-ABS, Usa	<b>613-049</b>				23	81	96								
		91-95		•			M/T+A/T	<b>607-251</b>		26	30	55	80	51					4	1	
		93-95		•			+ABS, Usa	<b>607-053A</b>	50	26	32	55	86,6	51					3	1	
		93-95		•			-ABS, Usa	<b>607-053</b>		26	32	55	86,6	51					3	1	
		91-95	L				+ABS, M/T	<b>655-788</b>	50	26		25	86	80,8		78,5	61,4	905	s8		
91-95		R				+ABS, M/T	<b>655-789</b>	50	26		25	86	80,8		78,5	54,5	623	s8			
1.6 VTi (EG6, 9) (118 kW) Eng. B16A2		91-95		•		+/-ABS	<b>613-049</b>				23	81	96								
		91-95		•		+ABS	<b>607-053A</b>	50	26	32	55	86,6	51					3	1		
		91-95		•			-ABS	<b>607-053</b>		26	32	55	86,6	51					3	1	
<b>Civic IV Coupe (EJ) '94-'96</b>			L/R			NOTE	CIFAM ref.	ABS	A	B	C	D	E	F	H	I	L	M	Fig		
1.5 i LSi (EJ2) (74 kW) Eng. D15B7		94-		•			<b>613-188</b>				23	81	96								
		94-		•			<b>607-255</b>		26	30	55	89,5	51					1	1		
		94-95	L				+ABS, M/T	<b>655-788</b>	50	26		25	86	80,8		78,5	61,4	905	s8		
		94-95	R				+ABS, M/T	<b>655-789</b>	50	26		25	86	80,8		78,5	54,5	623	s8		
1.6 i Vtec (118 kW) Eng. B16A2		94-		•			<b>613-188</b>				23	81	96								
		94-		•			<b>607-255</b>		26	30	55	89,5	51					1	1		
1.6 i Vtec (EJ1) (92 kW) Eng. D16Z9/ D16Y6		94-96	L			+ABS, M/T	<b>655-788</b>	50	26		25	86	80,8		78,5	61,4	905	s8			
		94-96	R			+ABS, M/T	<b>655-789</b>	50	26		25	86	80,8		78,5	54,5	623	s8			
<b>Civic IV Coupe (MA, MB) '94-'97</b>			L/R			NOTE	CIFAM ref.	ABS	A	B	C	D	E	F	H	I	L	M	Fig		
1.4 i (MA8) (55 kW) Eng. D14A5		94-97		•		+ABS	<b>613-459</b>				21	85	103								
		94-97		•		+ABS	<b>607-686</b>	50	26	32	54,9	86	52,9					3	2		
1.4 i (MA8) (66 kW) Eng. D14A2		94-97		•		+ABS	<b>613-459</b>				21	85	103								
		94-97		•		+ABS	<b>607-686</b>	50	26	32	54,9	86	52,9					3	2		
1.5 i Vtec-E (MA9) (66 kW) Eng. D15Z3		94-97		•		+ABS	<b>613-459</b>				21	85	103								
		94-97		•		+ABS	<b>607-686</b>	50	26	32	54,9	86	52,9					3	2		
1.6 i (MB1) (83 kW) Eng. D16Y3		94-97		•		+ABS	<b>613-459</b>				21	85	103								
		94-97		•		+ABS	<b>607-686</b>	50	26	32	54,9	86	52,9					3	2		





































<b>Civic V (EJ9, EK1/3/4) '95-'01</b>			L/R			NOTE	CIFAM ref.	ABS	A	B	C	D	E	F	H	I	L	M	Fig		
1.4 i (EJ9) (55 kW) Eng. D14A3/ 4		95-01		●		+ABS	613-220				23	77	91								
		95-01		●		+ABS	607-301	50	26	28	55	82,3	52					3	1		
1.4 i S (EJ9) (66 kW) Eng. D14A2		95-01		●		+ABS	613-220				23	77	91								
		95-01		●		+ABS	607-301	50	26	28	55	82,3	52					3	1		
		95-01	L				+ABS	655-784	50	26		25	82,5	75		79	61	905			
		95-01	R				+ABS	655-785	50	26		25	82,5	75		79	54	621			
1.5 i (EK3) (84 kW) Eng. D15Z6		95-01		●		+ABS	613-220				23	77	91								
		95-01		●		+ABS	607-301	50	26	28	55	82,3	52					3	1		
		95-01	L				+ABS	655-784	50	26		25	82,5	75		79	61	905			
		95-01	R				+ABS	655-785	50	26		25	82,5	75		79	54	621			
1.6 i (EK1) (84-92 kW) Eng. D16Y5/ Y6/ Y8		95-01		●		+ABS, Eng. D16Y8	613-220				23	77	91								
		95-01		●		+ABS, Eng. D16Y8	607-301	50	26	28	55	82,3	52					3	1		
		95-01	L				+ABS	655-784	50	26		25	82,5	75		79	61	905			
		95-01	R				+ABS	655-785	50	26		25	82,5	75		79	54	621			
1.6 VTi (EK4) (118 kW) Eng. B16A2		11/95-12/96		●		-ABS, M/T+A/T	613-188				23	81	96								
		11/95-12/96		●		-ABS, M/T+A/T	607-255		26	30	55	89,5	51					1	1		
<b>Civic V Aerodeck (MC) '98-'01</b>			L/R			NOTE	CIFAM ref.	ABS	A	B	C	D	E	F	H	I	L	M	Fig		
2.0 TDi (MC3) (74-77 kW) Eng. 20T2N		98-01		●		+ABS	613-274				21	85	103								
		98-01		●		+ABS	607-399	43	26	32	54,6	91,9	51					1	2		
<b>Civic V Fastback (MA, MB) '97-'01</b>			L/R			NOTE	CIFAM ref.	ABS	A	B	C	D	E	F	H	I	L	M	Fig		
1.4 16v (MB2) (55 kW) Eng. D14A7		97-01		●		+ABS	613-220				23	77	91								
		97-01		●		+ABS	607-301	50	26	28	55	82,3	52					3	1		
2.0 TDi (MB7) (63 kW) Eng. 20T2R		97-01		●		+ABS	613-274				21	85	103								
		97-01		●		+ABS	607-399	43	26	32	54,6	91,9	51					1	2		
<b>Civic VI '01-'05</b>			L/R			NOTE	CIFAM ref.	ABS	A	B	C	D	E	F	H	I	L	M	Fig		
1.4 (66 kW) Eng. D14Z5		01-05		●		+ABS	613-290				20	78	103								
		01-05		●		+ABS	607-425	50	26	28	60	83,1	52					3	1		
1.6 (81 kW) Eng. D16V1		01-05		●		+ABS	613-290				20	78	103								
		01-05		●		+ABS	607-425	50	26	28	60	83,1	52					3	1		

<b>Civic VI Coupe (EM) '01-'05</b>			L/R			NOTE	CIFAM ref.	ABS	A	B	C	D	E	F	H	I	L	M	Fig	
1.6 i (81 kW) Eng. D16V1		01-05		•		+ABS	613-290				20	78	103							
		01-05		•		+ABS	607-425	50	26	28	60	83,1	52						3	1
<b>Civic VI Hatchback (EU, EP) '01-'05</b>			L/R			NOTE	CIFAM ref.	ABS	A	B	C	D	E	F	H	I	L	M	Fig	
1.4 iS (66 kW) Eng. D14Z6		2/01-		•		+ABS	613-291				20	78	103							
		2/01-		•		+ABS	607-426	50	26	22	60	79,9	52						3	1
1.6 i (81 kW) Eng. D16V1		2/01-		•		+ABS	613-290				20	78	103							
		2/01-		•		+ABS	607-425	50	26	28	60	83,1	52						3	1
1.7 CTDi (74 kW) Eng. 4EE-2		02-		•		+ABS	613-292				21	85	103							
		02-		•		+ABS	607-427	50	26	32	60	89,1	52						1	2
2.0i Sport (118 kW) Eng. K20A3		04-05		•		+ABS	613-291				20	78	103							
		04-05		•		+ABS	607-426	50	26	22	60	79,9	52						3	1
<b>Civic VII H-Back (FD) '06-'12</b>			L/R			NOTE	CIFAM ref.	ABS	A	B	C	D	E	F	H	I	L	M	Fig	
1.4 (61 kW) Eng. L13A7		06-		•			613-455				22	82	126							
		06-		•			607-681		26	30	58	85	53,5						1	1
1.4 (73 kW) Eng. L13Z2		08-		•			613-455				22	82	126							
		08-		•			607-681		26	30	58	85	53,5						1	1
1.8 (103 kW) Eng. R18A2		06-		•			613-455				22	82	126							
		06-		•			607-681		26	30	58	85	53,5						1	1
2.0 (110 kW) Eng. K20Z4		06-		•			613-452				24,8	91	123							
		06-		•			607-678		28	32	62,9	93,7	61,3						1	1
2.0 i-VTEC Type R (148 kW) Eng. K20Z4		07-		•			613-452				24,8	91	123							
		07-		•			607-678		28	32	62,9	93,7	61,3						1	1
<b>Civic VIII '12-</b>			L/R			NOTE	CIFAM ref.	ABS	A	B	C	D	E	F	H	I	L	M	Fig	
1.4 i-VTEC (73 kW) Eng. L13Z4		12-		•			613-455				22	82	126							
		12-		•			607-681		26	30	58	85	53,5						1	1
<b>Concerto (HW) '89-'95</b>			L/R			NOTE	CIFAM ref.	ABS	A	B	C	D	E	F	H	I	L	M	Fig	
1.4 (66 kW) Eng. D14A1/ D14A8		89-91	L			-ABS, M/T	655-338		26		27	84	84,5	38	78	54,5	607	s16		
		89-91	R			-ABS, M/T	655-363		26		27	84	84,5	38	78	54,5	607	s16		



























<b>Concerto (HW) '89-'95</b>			L/R			NOTE	CIFAM ref.	ABS	A	B	C	D	E	F	H	I	L	M	Fig		
1.6 16v (77 kW) Eng. D16Z1		89-91		•		Australia	<b>613-087</b>				23	81	96								
		89-95		•		+/-ABS, A/T	<b>613-168</b>				20	80	93								
		89-91		•		Australia	<b>607-101</b>		26	32	49	87	52						1	1	
		89-95		•		+ABS, A/T	<b>607-242</b>	50	26	23	49	84	51,5						1	2	
		89-95		•		-ABS, A/T	<b>607-220</b>		26	23	49	83,6	51						1	2	
1.6 i 16v (82 kW) Eng. D16Z2		89-91		•		Australia	<b>613-087</b>				23	81	96								
		89-95		•		+/-ABS, A/T	<b>613-168</b>				20	80	93								
		89-91		•		Australia	<b>607-101</b>		26	32	49	87	52						1	1	
		89-95		•		+ABS, A/T	<b>607-242</b>	50	26	23	49	84	51,5						1	2	
		89-95		•		-ABS, A/T	<b>607-220</b>		26	23	49	83,6	51						1	2	
		89-93	L				-ABS, M/T	<b>655-338</b>		26		27	84	84,5	38	78	54,5	607	s16		
89-93		R				-ABS, M/T	<b>655-363</b>		26		27	84	84,5	38	78	54,5	607	s16			
1.6 i 16v (90 kW) Eng. D16A8		89-91		•		Australia	<b>613-087</b>				23	81	96								
		89-95		•		+/-ABS, A/T	<b>613-168</b>				20	80	93								
		89-91		•		Australia	<b>607-101</b>		26	32	49	87	52						1	1	
		89-95		•		+ABS, A/T	<b>607-242</b>	50	26	23	49	84	51,5						1	2	
		89-95		•		-ABS, A/T	<b>607-220</b>		26	23	49	83,6	51						1	2	
		89-93	L				-ABS, M/T	<b>655-338</b>		26		27	84	84,5	38	78	54,5	607	s16		
89-93		R				-ABS, M/T	<b>655-363</b>		26		27	84	84,5	38	78	54,5	607	s16			
<b>Cr-v I (RD1, 3) '95-'05</b>			L/R			NOTE	CIFAM ref.	ABS	A	B	C	D	E	F	H	I	L	M	Fig		
2.0 16v (94 kW) Eng. B20B		95-99		•		+ABS	<b>613-458</b>				24,8	91	123								
		95-99		•		+ABS	<b>607-684</b>	50	28	32	63,9	93,7	59,5					1	1		
2.0 16v (98-108 kW) Eng. B20Z1/ 3/ 9		99-05		•		+ABS	<b>613-458</b>				24,8	91	123								
		99-05		•		+ABS	<b>607-684</b>	50	28	32	63,9	93,7	59,5					1	1		
<b>Cr-v II (RD8) '02-'06</b>			L/R			NOTE	CIFAM ref.	ABS	A	B	C	D	E	F	H	I	L	M	Fig		
2.0 (110 kW) Eng. K20A4		02-06		•			<b>613-453</b>				24,8	91	123								
		02-06		•			<b>607-679</b>		28	32	62,9	93,7	61,2					1	1		
2.2 CTDi (103 kW) Eng. N22A2		05-06		•			<b>613-450</b>				27	92	136								
		05-06		•			<b>607-676</b>		28	34	62,9	93,7	61,2					1	1		
























<b>Crx I (AF, AS) '83-'87</b>			L/R			NOTE	CIFAM ref.	ABS	A	B	C	D	E	F	H	I	L	M	Fig		
1.5i (AF) (66-74 kW) Eng. EW3		83-86		•		M/T+A/T	<b>613-042</b>				21	73	91								
		83-86		•		M/T+A/T	<b>607-044</b>		23	30	49	82,5	54						1	1	
1.6 i 16v (AS) (92 kW) Eng. ZC1		3/86-10/87		•		M/T+A/T	<b>613-043</b>				23	81	96								
		3/86-10/87		•		M/T+A/T	<b>607-045</b>		26	32	49	86,6	51						3	1	
<b>Crx II (ED, EE) '87-'92</b>			L/R			NOTE	CIFAM ref.	ABS	A	B	C	D	E	F	H	I	L	M	Fig		
1.3 USA (52 kW)		87-91		•		Usa	<b>613-076</b>				21	73	91								
		87-91		•		Usa	<b>607-086</b>		23	27	49	82,5	51						1	1	
1.5 (EF6) (66 kW) Eng. D15B		87-92		•		M/T+A/T, Incl. Usa	<b>613-042</b>				21	73	91								
		88-91		•		Usa	<b>613-076</b>				21	73	91								
		87-92		•		M/T+A/T, Incl. Usa	<b>607-054</b>		26	30	49	82	53							3	1
		88-91		•		Usa	<b>607-086</b>		23	27	49	82,5	51							1	1
1.6 i 16v (79 kW) Eng. D16A6		87-88	L			-ABS, M/T	<b>655-338</b>		26		27	84	84,5	38	78	54,5	607	s16			
		87-88	R			-ABS, M/T	<b>655-363</b>		26		27	84	84,5	38	78	54,5	607	s16			
1.6 i 16v (ED9) (91 kW) Eng. D16Z5		87-92		•		M/T+A/T	<b>613-087</b>				23	81	96								
		87-92		•		M/T+A/T	<b>607-101</b>		26	32	49	87	52						1	1	
1.6 i 16v (ED9) (96 kW) Eng. D16A9		11/87-89		•		Australia	<b>613-087</b>				23	81	96								
		88-89		•		Usa	<b>613-042</b>				21	73	91								
		11/87-89		•		Australia	<b>607-101</b>		26	32	49	87	52							1	1
		88-89		•		Usa	<b>607-054</b>		26	30	49	82	53							3	1
		88-89	L		•		-ABS, M/T	<b>655-338</b>		26		27	84	84,5	38	78	54,5	607	s16		
		88-89	R		•		-ABS, M/T	<b>655-363</b>		26		27	84	84,5	38	78	54,5	607	s16		
1.6 i 16v Vtec (EE8) (110 kW) Eng. B16A1		89-91		•		Usa	<b>613-042</b>				21	73	91								
		89-92		•		Australia	<b>613-087</b>				23	81	96								
		89-91		•		Usa	<b>607-054</b>		26	30	49	82	53							3	1
		89-92		•		Australia	<b>607-101</b>		26	32	49	87	52							1	1
<b>Crx III (EH, EG) '92-'98</b>			L/R			NOTE	CIFAM ref.	ABS	A	B	C	D	E	F	H	I	L	M	Fig		
1.5 (EG1) (66 kW) Eng. D15B		92-95		•		K600 LS1	<b>613-236</b>				22	78	94								
		92-95		•		M/T+A/T	<b>613-188</b>				23	81	96								
		92-95		•		K600 LS1	<b>607-337</b>		26	30	55	82	53							3	2
		92-95		•		M/T+A/T	<b>607-255</b>		26	30	55	89,5	51							1	1

<b>Domani '92-'97</b>			L/R			NOTE	CIFAM ref.	ABS	A	B	C	D	E	F	H	I	L	M	Fig
1.6 (MA4) (88-96 kW) Eng. ZC		92-97		•		M/T+A/T	<b>613-188</b>				23	81	96						
		92-97		•		M/T+A/T	<b>607-255</b>		26	30	55	89,5	51					1	1
1.6 4WD (MA6) (88 kW) Eng. ZC		92-97		•		+/-ABS, FWD	<b>613-049</b>				23	81	96						
		92-97		•		+ABS, FWD	<b>607-053A</b>	50	26	32	55	86,6	51					3	1
		92-97		•		-ABS, FWD	<b>607-053</b>		26	32	55	86,6	51					3	1
1.8 (MA5) (103 kW) Eng. B18B		92-97		•		+/-ABS	<b>613-049</b>				23	81	96						
		92-97		•		+ABS	<b>607-053A</b>	50	26	32	55	86,6	51					3	1
		92-97		•		-ABS	<b>607-053</b>		26	32	55	86,6	51					3	1
<b>FR-V (BE) '05-</b>			L/R			NOTE	CIFAM ref.	ABS	A	B	C	D	E	F	H	I	L	M	Fig
1.7 16v (92 kW) Eng. D17A2		05-		•			<b>613-453</b>				24,8	91	123						
		05-		•			<b>607-679</b>		28	32	62,9	93,7	61,2					1	1
1.8 16v (103 kW) Eng. R18A1		07-		•			<b>613-453</b>				24,8	91	123						
		07-		•			<b>607-679</b>		28	32	62,9	93,7	61,2					1	1
2.0 (110 kW) Eng. K20A9		05-		•			<b>613-453</b>				24,8	91	123						
		05-		•			<b>607-679</b>		28	32	62,9	93,7	61,2					1	1
<b>HR-V (GH) '99-</b>			L/R			NOTE	CIFAM ref.	ABS	A	B	C	D	E	F	H	I	L	M	Fig
1.6 16v 4WD (91 kW) Eng. D16W5		99-		•		+/-ABS	<b>613-464</b>				22	82	126						
		99-		•		+ABS	<b>607-699</b>	50	26	30	60	85	53,5					1	1
		99-		•		-ABS	<b>607-691</b>		26	30	60	85	53,5					1	1
1.6 16v, 4WD (77 kW) Eng. D16W1		99-		•		+/-ABS	<b>613-464</b>				22	82	126						
		99-		•		+ABS	<b>607-699</b>	50	26	30	60	85	53,5					1	1
		99-		•		-ABS	<b>607-691</b>		26	30	60	85	53,5					1	1
<b>Inspire '92-'95</b>			L/R			NOTE	CIFAM ref.	ABS	A	B	C	D	E	F	H	I	L	M	Fig
2.0 (CC3) (121 kW) Eng. G20A		1/92-2/95		•		+/-ABS, A/T	<b>613-108</b>				24	90	94,5						
		1/92-2/95		•		+ABS, A/T	<b>607-131A</b>	50	28	32	60	97	59,7					1	1
		1/92-2/95		•		-ABS, A/T	<b>607-131</b>		28	32	60	97	59,7					1	1
<b>Integra I (DA1,2,4) '85-'89</b>			L/R			NOTE	CIFAM ref.	ABS	A	B	C	D	E	F	H	I	L	M	Fig
1.5 (DA2) (56 kW) Eng. EW		86-		•			<b>613-087</b>				23	81	96						
		86-		•			<b>607-113</b>		26	32	49	87	52					4	1























<b>Integra I (DA1,2,4) '85-'89</b>			L/R			NOTE	CIFAM ref.	ABS	A	B	C	D	E	F	H	I	L	M	Fig	
1.5 (DA4) (63 kW) Eng. D15A1		87-		•			<b>613-087</b>				23	81	96							
		87-		•			<b>607-101</b>		26	32	49	87	52					1	1	
1.6 (DA1, AV) (85-88 kW) Eng. ZC		86-		•		Mod. DA1, AV	<b>613-087</b>				23	81	96							
		86-		•		Mod. DA1, AV	<b>607-113</b>		26	32	49	87	52					4	1	
<b>Integra II (DA5,6) '89-'93</b>			L/R			NOTE	CIFAM ref.	ABS	A	B	C	D	E	F	H	I	L	M	Fig	
1.6 (DA5) (105 kW) Eng. ZC		89-		•			<b>613-087</b>				23	81	96							
		89-		•			<b>607-101</b>		26	32	49	87	52					1	1	
1.6 Vtec (DA6) (118 kW) Eng. B16A2		89-93		•		+/-ABS	<b>613-049</b>				23	81	96							
		89-93		•		+ABS	<b>607-053A</b>	50	26	32	55	86,6	51					3	1	
		89-93		•		-ABS	<b>607-053</b>		26	32	55	86,6	51					3	1	
<b>Jazz II (GA) '87-'02</b>			L/R			NOTE	CIFAM ref.	ABS	A	B	C	D	E	F	H	I	L	M	Fig	
1.2 (GA1) (56 kW) Eng. D12A		1/87-02		•			<b>613-042</b>				21	73	91							
		1/87-02		•			<b>607-044</b>		23	30	49	82,5	54					1	1	
1.3 (GA2) (60 kW) Eng. D13C		1/87-02		•			<b>613-042</b>				21	73	91							
		1/87-02		•			<b>607-044</b>		23	30	49	82,5	54					1	1	
<b>Jazz III (GD)/ Fit '02-'08</b>			L/R			NOTE	CIFAM ref.	ABS	A	B	C	D	E	F	H	I	L	M	Fig	
1.2 DSi (57 kW) Eng. L12A1		3/02-		•			<b>613-289</b>				20	78	103							
		3/02-		•			<b>607-424</b>		26	28	52	84	52					1	1	
1.4 DSi (61-63 kW) Eng. L13A1		3/02-		•			<b>613-289</b>				20	78	103							
		3/02-		•			<b>607-424</b>		26	28	52	84	52					1	1	
<b>Jazz IV (GE)/ Fit '08-'10</b>			L/R			NOTE	CIFAM ref.	ABS	A	B	C	D	E	F	H	I	L	M	Fig	
1.2 i-VTEC (66 kW) Eng. L12B2		08-		•		Made in Japan	<b>613-456</b>				22	82	126							
		08-		•		Made in Japan	<b>607-682</b>		26	28	51,9	83	53,9					1	1	
1.3 i-VTEC (73 kW) Eng. L13Z2		08-		•		Made in Japan	<b>613-456</b>				22	82	126							
		08-		•		Made in Japan	<b>607-682</b>		26	28	51,9	83	53,9					1	1	








































































<b>Legend I (HS, KA) '86-'90</b>			L/R			NOTE	CIFAM ref.	ABS	A	B	C	D	E	F	H	I	L	M	Fig	
2.0 (KA1) (107 kW) Eng. C20A		86-87		•		+/-ABS, M/T+A/T	613-065				24	90	94,5							
		86-87		•		+ABS, M/T+A/T, ABS:90mm	607-074A	50	28	34	60	95	57					1	1	
		86-87		•			-ABS, M/T+A/T, ABS:88mm	607-073		28	34	60	95	57					2	1
		86-87		•			-ABS, M/T+A/T, ABS:90mm	607-074		28	34	60	95,6	57					1	1
2.5 i (HS) (127 kW) Eng. C25A2		87-88		•		+/-ABS, M/T+A/T	613-065				24	90	94,5							
		87-88		•		+ABS, M/T+A/T, ABS:90mm	607-074A	50	28	34	60	95	57					1	1	
		87-88		•			-ABS, M/T+A/T, ABS:88mm	607-073		28	34	60	95	57					2	1
		87-88		•			-ABS, M/T+A/T, ABS:90mm	607-074		28	34	60	95,6	57					1	1
2.7 i 24v (KA4), Coupe (124 kW) Eng. C27A1		88-90		•		+/-ABS, M/T+A/T	613-065				24	90	94,5							
		88-90		•		+ABS, M/T+A/T, ABS:90mm	607-074A	50	28	34	60	95	57					1	1	
		88-90		•			-ABS, M/T+A/T, ABS:88mm	607-073		28	34	60	95	57					2	1
		88-90		•			-ABS, M/T+A/T, ABS:90mm	607-074		28	34	60	95,6	57					1	1
<b>Legend II (KA7) '91-'96</b>			L/R			NOTE	CIFAM ref.	ABS	A	B	C	D	E	F	H	I	L	M	Fig	
3.2 i 24v, Coupe (151 kW) Eng. C32A2		5/91-		•		+/-ABS, M/T+A/T	613-065				24	90	94,5							
		5/91-		•		+ABS, M/T+A/T, ABS:90mm	607-074A	50	28	34	60	95	57					1	1	
		5/91-		•			-ABS, M/T+A/T, ABS:88mm	607-073		28	34	60	95	57					2	1
		5/91-		•			-ABS, M/T+A/T, ABS:90mm	607-074		28	34	60	95,6	57					1	1
<b>Prelude I Coupe (SN) '78-'83</b>			L/R			NOTE	CIFAM ref.	ABS	A	B	C	D	E	F	H	I	L	M	Fig	
1.6 (59-66 kW) Eng. EL		1/78-12/83		•			613-013				21	71,5	90							
		1/78-12/82		•		M/T	607-010		23	22	45	79,4	54					4	1	
		1/83-12/83		•				607-099		24	22	45	79,4	54,7					4	1
1.8 (74-77-66 kW) Eng. EK		78-82		•		Incl. Usa	613-013				21	71,5	90							
		78-80		•		Incl. Usa	607-010		23	22	45	79,4	54					4	1	
		81-82		•			Incl. Usa	607-099		24	22	45	79,4	54,7					4	1
<b>Prelude II (AB) '83-'87</b>			L/R			NOTE	CIFAM ref.	ABS	A	B	C	D	E	F	H	I	L	M	Fig	
1.8 EX (74 kW) Eng. ET4		85-87		•		M/T	613-062				21	71,5	90							
		85-87		•		M/T	607-071		24	30	47,2	81	49					4	1	


































<b>Prelude II (AB) '83-'87</b>			L/R			NOTE	CIFAM ref.	ABS	A	B	C	D	E	F	H	I	L	M	Fig		
1.8 EX (77 kW) Eng. ET2		83-84		•		A/T	<b>613-087</b>				23	81	96								
		84-87		•		M/T	<b>613-062</b>				21	71,5	90								
		83-84		•			A/T	<b>607-113</b>		26	32	49	87	52						4	1
		84-87		•			M/T	<b>607-071</b>		24	30	47,2	81	49						4	1
		83-87	L				-ABS, A/T	<b>655-338</b>		26		27	84	84,5	38	78	54,5	607	s16		
		83-87	R				-ABS, A/T	<b>655-363</b>		26		27	84	84,5	38	78	54,5	607	s16		
2.0, 16v (100-102 kW) Eng. B20A		85-87		•		Usa	<b>613-087</b>				23	81	96								
		85-87		•		+/-ABS, Usa	<b>613-108</b>				24	90	94,5								
		85-87		•				<b>607-101</b>		26	32	49	87	52						1	1
		85-87		•			Usa	<b>607-113</b>		26	32	49	87	52						4	1
		85-87		•			+ABS, Usa	<b>607-131A</b>	50	28	32	60	97	59,7						1	1
		85-87		•			-ABS, Usa	<b>607-131</b>		28	32	60	97	59,7						1	1
<b>Prelude III (BA) '86-'92</b>			L/R			NOTE	CIFAM ref.	ABS	A	B	C	D	E	F	H	I	L	M	Fig		
2.0 (BA4) (84 kW) Eng. B20A4		87-89		•		+/-ABS, M/T+A/T	<b>613-049</b>				23	81	96								
			87-89		•		+ABS, M/T+A/T	<b>607-053A</b>	50	26	32	55	86,6	51						3	1
			87-89		•			-ABS, M/T+A/T	<b>607-053</b>		26	32	55	86,6	51						3
2.0 EX (BA4) (80 kW) Eng. B20A3		87-89		•		+/-ABS, M/T+A/T	<b>613-049</b>				23	81	96								
			87-89		•		+ABS, M/T+A/T	<b>607-053A</b>	50	26	32	55	86,6	51						3	1
			87-89		•			-ABS, M/T+A/T	<b>607-053</b>		26	32	55	86,6	51						3
2.0 i EX 16v (110 kW) Eng. B20A7		87-89		•		+/-ABS, M/T+A/T	<b>613-049</b>				23	81	96								
			87-89		•		+ABS, M/T+A/T	<b>607-053A</b>	50	26	32	55	86,6	51						3	1
			87-89		•			-ABS, M/T+A/T	<b>607-053</b>		26	32	55	86,6	51						3
2.0 i EX 16v (BA2) (101 kW) Eng. B20A1		4/86-1/87		•			<b>613-087</b>				23	81	96								
			4/86-1/87		•			<b>607-101</b>		26	32	49	87	52						1	1
2.0 i EX 16v (BA4) (103 kW) Eng. B20A9		90-92		•		+/-ABS	<b>613-108</b>				24	90	94,5								
			90-92		•		+ABS	<b>607-131A</b>	50	28	32	60	97	59,7						1	1
			90-92		•			-ABS	<b>607-131</b>		28	32	60	97	59,7						1
2.0 i EX 16v (BA4) Kat (101 kW) Eng. B20A5		87-12/91		•		+/-ABS	<b>613-108</b>				24	90	94,5								
		88-89		•		+/-ABS, Usa	<b>613-049</b>				23	81	96								
		87-12/91		•			+ABS	<b>607-131A</b>	50	28	32	60	97	59,7						1	1
		87-12/91		•			-ABS	<b>607-131</b>		28	32	60	97	59,7						1	1
		88-89		•			+ABS, Usa	<b>607-053A</b>	50	26	32	55	86,6	51						3	1
		88-89		•			-ABS, Usa	<b>607-053</b>		26	32	55	86,6	51						3	1










































<b>Accent II (LC)/Verna '00-'06</b>			L/R			NOTE	CIFAM ref.	ABS	A	B	C	D	E	F	H	I	L	M	Fig		
1.3 (55-61-62-63 kW) Eng. G4EA		00-7/01		•		+ABS, A/T	<b>613-533</b>				22	78	94								
		7/01-06		•		+ABS, M/T	<b>613-500</b>				22	78	94								
		00-7/01		•			+ABS, A/T	<b>607-734</b>	44	25	22	50,9	76,3	64,1					5	1	
		7/01-06		•			+ABS, M/T	<b>607-739</b>	44	25	22	52,4	80	63,9					5	1	
1.5 (66 kW) Eng. G4EB		00-7/01		•		+ABS, A/T	<b>613-533</b>				22	78	94								
		7/01-06		•		+ABS, M/T	<b>613-500</b>				22	78	94								
		00-7/01		•			+ABS, A/T	<b>607-734</b>	44	25	22	50,9	76,3	64,1					5	1	
		7/01-06		•			+ABS, M/T	<b>607-739</b>	44	25	22	52,4	80	63,9					5	1	
1.6 (77 kW) Eng. G4ED-G		05-06		•		+ABS, M/T	<b>613-500</b>				22	78	94								
		05-06		•			+ABS, M/T	<b>607-739</b>	44	25	22	52,4	80	63,9					5	1	
<b>Accent III (MC) '06-'10</b>			L/R			NOTE	CIFAM ref.	ABS	A	B	C	D	E	F	H	I	L	M	Fig		
1.5 CRDi (81 kW) Eng. D4FA		06-		•			<b>613-324</b>				25	78	130								
			06-		•			<b>607-607</b>	48	25	23	50	86	62					5	1	
<b>Atos (MX)/ Amica '98-</b>			L/R			NOTE	CIFAM ref.	ABS	A	B	C	D	E	F	H	I	L	M	Fig		
1.0 i (40 kW) Eng. G4HC		2/98-		•		+ABS, M/T	<b>613-280</b>				18	63	82								
			2/98-		•		+ABS, M/T	<b>607-406</b>	38	25	19	50	72	62					5	1	
		98-	L				+ABS, M/T	<b>655-887</b>	38	25		22	71,4	69,2		95	51,7	596	s3		
		98-	L				-ABS, M/T	<b>655-889</b>		25		22	71,4	69,2		95	51,7	595	s3		
		98-	R				+ABS, M/T	<b>655-888</b>	38	25		22	71,4	69,2		95	51,7	814	s3		
		98-	R				-ABS, M/T	<b>655-890</b>		25		22	71,4	69,2		95	51,7	814	s3		
1.0 i (43 kW) Eng. G4HC-E		01-		•		+ABS, M/T	<b>613-280</b>				18	63	82								
			01-		•		+ABS, M/T	<b>607-406</b>	38	25	19	50	72	62					5	1	
		01-	L				+ABS, M/T	<b>655-887</b>	38	25		22	71,4	69,2		95	51,7	596	s3		
		01-	L				-ABS, M/T	<b>655-889</b>		25		22	71,4	69,2		95	51,7	595	s3		
		01-	R				+ABS, M/T	<b>655-888</b>	38	25		22	71,4	69,2		95	51,7	814	s3		
		01-	R				-ABS, M/T	<b>655-890</b>		25		22	71,4	69,2		95	51,7	814	s3		

Atos Prime (MX)/ Amica '99-			L/R			NOTE	CIFAM ref.	ABS	A	B	C	D	E	F	H	I	L	M	Fig	
1.0 i (40 kW) Eng. G4HC		99-		•		+ABS, M/T	613-280				18	63	82							
		99-		•		+ABS, M/T	607-406	38	25	19	50	72	62					5	1	
		99-	L				+ABS, M/T	655-887	38	25		22	71,4	69,2		95	51,7	596	s3	
		99-	L				-ABS, M/T	655-889		25		22	71,4	69,2		95	51,7	595	s3	
		99-	R				+ABS, M/T	655-888	38	25		22	71,4	69,2		95	51,7	814	s3	
		99-	R				-ABS, M/T	655-890		25		22	71,4	69,2		95	51,7	814	s3	
1.0 i (43 kW) Eng. G4HC-E		01-		•		+ABS, M/T	613-280				18	63	82							
		01-		•		+ABS, M/T	607-406	38	25	19	50	72	62					5	1	
		01-	L				+ABS, M/T	655-887	38	25		22	71,4	69,2		95	51,7	596	s3	
		01-	L				-ABS, M/T	655-889		25		22	71,4	69,2		95	51,7	595	s3	
		01-	R				+ABS, M/T	655-888	38	25		22	71,4	69,2		95	51,7	814	s3	
		01-	R				-ABS, M/T	655-890		25		22	71,4	69,2		95	51,7	814	s3	
Coupe I (RD)/Tiburon '96-'02			L/R			NOTE	CIFAM ref.	ABS	A	B	C	D	E	F	H	I	L	M	Fig	
1.6 16v (84 kW) Eng. G4GR/ G4DR		96-02		•		+ABS	613-521				22	78	94							
		96-02		•		+ABS	607-721	29	25	30	49,9	82,8	64					5	1	
Coupe II (GK) '02-			L/R			NOTE	CIFAM ref.	ABS	A	B	C	D	E	F	H	I	L	M	Fig	
1.6 16v (77-79 kW) Eng. G4ED-G		02-		•		+ABS	613-323				22	78	94							
		02-		•		+ABS	607-524	44	25	23	50	80	62					6	1	
Elantra (XD) '00-			L/R			NOTE	CIFAM ref.	ABS	A	B	C	D	E	F	H	I	L	M	Fig	
1.6 16v (77 kW) Eng. G4ED-G		03-		•		+ABS	613-323				22	78	94							
		03-		•		+ABS	607-524	44	25	23	50	80	62					6	1	
1.6 16v (79 kW) Eng. G4ED-G		00-		•		+ABS	613-323				22	78	94							
		00-		•		+ABS	607-524	44	25	23	50	80	62					6	1	
Excel I (X1) '86-'90			L/R			NOTE	CIFAM ref.	ABS	A	B	C	D	E	F	H	I	L	M	Fig	
1.5 (53 kW) Eng. G15B		89-90		•		Incl. Usa	613-025				21	73	91							
		89-90		•		Incl. Usa	607-026		25	22	50	82	63					5	1	
Getz (TB) '02-			L/R			NOTE	CIFAM ref.	ABS	A	B	C	D	E	F	H	I	L	M	Fig	
1.1 (46 kW) Eng. G4HD/ SOCH 12v		02-1/07		•		+ABS	613-371				18	63	82							
		02-1/07		•		+ABS	607-541	48	25	19	52,4	69	62					5	1	
































<b>Getz (TB) '02-</b>			L/R			NOTE	CIFAM ref.	ABS	A	B	C	D	E	F	H	I	L	M	Fig		
1.1 (49 kW) Eng. G4HG		05-1/07		•		+ABS	<b>613-371</b>				18	63	82								
		05-1/07		•		+ABS	<b>607-541</b>	48	25	19	52,4	69	62					5	1		
1.3 (60 kW) Eng. G4EA		02-		•		+ABS	<b>613-374</b>				22	78	94								
		02-		•		+ABS	<b>607-545</b>	48	25	22	52,5	76,3	62					5	1		
1.3 (63 kW) Eng. G4EA		03-		•		+ABS	<b>613-374</b>				22	78	94								
		03-		•		+ABS	<b>607-545</b>	48	25	22	52,5	76,3	62					5	1		
1.4 16v (71 kW) Eng. G4EE		05-		•		+ABS	<b>613-374</b>				22	78	94								
		05-		•		+ABS	<b>607-545</b>	48	25	22	52,5	76,3	62					5	1		
1.5 CRDi (60 kW) Eng. D3EA		03-		•		+ABS	<b>613-324</b>				25	78	130								
		03-		•		+ABS	<b>607-607</b>	48	25	23	50	86	62					5	1		
1.5 CRDi (65 kW) Eng. D4FA		05-		•		+ABS	<b>613-324</b>				25	78	130								
		05-		•		+ABS	<b>607-607</b>	48	25	23	50	86	62					5	1		
1.5 CRDi (81 kW) Eng. D4FA		05-		•		+ABS	<b>613-324</b>				25	78	130								
		05-		•		+ABS	<b>607-607</b>	48	25	23	50	86	62					5	1		
1.6 (77 kW) Eng. G4ED-G		02-		•		+ABS	<b>613-374</b>				22	78	94								
		02-		•		+ABS	<b>607-545</b>	48	25	22	52,5	76,3	62					5	1		
<b>i10 '08-</b>			L/R			NOTE	CIFAM ref.	ABS	A	B	C	D	E	F	H	I	L	M	Fig		
1.1 CRDi (55 kW) Eng. D3FA		08-		•		+ABS	<b>613-492</b>				20	78	103								
		08-		•		+ABS	<b>607-722</b>	48	24	22	52,4	79,0	55,2					3	1		
<b>Lantra I (J-1) '90-'95</b>			L/R			NOTE	CIFAM ref.	ABS	A	B	C	D	E	F	H	I	L	M	Fig		
1.5 (63-53 kW) Eng. G15B/ G4DJ		2/91-9/95		•		Eng. G4DJ	<b>613-025</b>				21	73	91								
		2/91-9/95		•		Eng. G4DJ	<b>607-026</b>		25	22	50	82	63					5	1		
1.6 i.e. 16v (78-84 kW) Eng. G4CR		2/91-9/95		•		M/T	<b>613-046</b>				21	73	91								
		2/91-9/95		•		M/T	<b>607-048</b>		25	23	50	78,7	64					5	1		
1.8 i.e. 16v (93 kW) Eng. G4CN		1/93-9/95	L	•			<b>613-090</b>				21	73	91								
		1/93-9/95	R	•			<b>613-055</b>				25	85	102								
		1/93-9/95	L	•			<b>607-104</b>		25	23	50	82	63						5	1	
		1/93-9/95	R	•			<b>607-064</b>		25	25	50	89,5	64,7						5	1	





















			L/R			NOTE	CIFAM ref.	ABS	A	B	C	D	E	F	H	I	L	M	Fig	
<b>Lantra II (J-2), SW '95-'00</b>																				
1.5 12v (65 kW) Eng. G4EK		96-00		•		+ABS	<b>613-055</b>				25	85	102							
		96-00		•		+ABS	<b>613-521</b>				22	78	94							
		96-98		•		-ABS	<b>613-155</b>				21	73	91							
		96-00		•			+ABS	<b>607-370</b>	44	25	25	50	89,5	65					5	1
		96-00		•			+ABS	<b>607-721</b>	29	25	30	49,9	82,8	64					5	1
		96-98		•			-ABS	<b>607-191</b>		25	30	50	82	62					5	1
1.6 16v (84 kW) Eng. G4GR/ G4DR																				
	95-00		•			+ABS	<b>613-055</b>				25	85	102							
	95-00		•			+ABS	<b>613-521</b>				22	78	94							
		95-00		•			+ABS	<b>607-370</b>	44	25	25	50	89,5	65					5	1
		95-00		•			+ABS	<b>607-721</b>	29	25	30	49,9	82,8	64					5	1
<b>Matrix (FC) '01-</b>			L/R			NOTE	CIFAM ref.	ABS	A	B	C	D	E	F	H	I	L	M	Fig	
1.5 CRDi (60 kW) Eng. D3EA																				
	11/01-		•			+ABS	<b>613-325</b>				24	79	98							
		11/01-		•		+ABS	<b>607-471</b>	44	25	23	50	86,9	61						5	1
1.5 CRDi (75 kW) Eng. D4FA																				
	04-		•			+ABS	<b>613-400</b>				25	85	102							
		04-		•		+ABS	<b>607-608</b>	44	25	25	49,9	89,5	62						5	1
1.6 (76 kW) Eng. G4ED-G																				
	01-		•			+ABS	<b>613-531</b>				22	78	94							
		01-		•		+ABS	<b>607-742</b>	44	25	30	49,9	82,8	64						5	1
<b>Pony I '74-'89</b>			L/R			NOTE	CIFAM ref.	ABS	A	B	C	D	E	F	H	I	L	M	Fig	
1.5 (53 kW) Eng. G15B/ G4DJ																				
	85-89		•				<b>613-045</b>				21	73	91							
		85-89		•			<b>607-047</b>		25	22	50	82	63						5	2
<b>Pony II (X-2) '89-'95</b>			L/R			NOTE	CIFAM ref.	ABS	A	B	C	D	E	F	H	I	L	M	Fig	
1.3 (43 kW) Eng. G4DG																				
	10/92-06/93		•				<b>613-025</b>				21	73	91							
		10/92-06/93		•			<b>607-026</b>		25	22	50	82	63						5	1
1.5 (53-61-62 kW) Eng. G15B/ G4DJ																				
	1/92-9/94		•			Eng. G4DJ	<b>613-025</b>				21	73	91							
		1/92-9/94		•		Eng. G4DJ	<b>607-026</b>		25	22	50	82	63						5	1
<b>S Coupe (SLC) '90-'96</b>			L/R			NOTE	CIFAM ref.	ABS	A	B	C	D	E	F	H	I	L	M	Fig	
1.5 (62-53 kW) Eng. G15B/ G4DJ																				
	90-10/92		•			Eng. G4DJ	<b>613-025</b>				21	73	91							
		90-10/92		•		Eng. G4DJ	<b>607-026</b>		25	22	50	82	63						5	1








<b>S Coupe (SLC) '90-'96</b>			L/R			NOTE	CIFAM ref.	ABS	A	B	C	D	E	F	H	I	L	M	Fig	
1.5 i (65 kW) Eng. G4EK		11/92-5/96		•			<b>613-055</b>				25	85	102							
		11/92-5/96		•			<b>607-064</b>		25	25	50	89,5	64,7					5	1	
1.5 i T. (85 kW) Eng. G4EK-TC		11/92-96	L	•			<b>613-090</b>				21	73	91							
		11/92-96	R	•			<b>613-055</b>				25	85	102							
		11/92-96	L	•			<b>607-104</b>		25	23	50	82	63					5	1	
		11/92-96	R	•			<b>607-064</b>		25	25	50	89,5	64,7					5	1	
<b>Santa Fe I (SM) '01-'06</b>			L/R			NOTE	CIFAM ref.	ABS	A	B	C	D	E	F	H	I	L	M	Fig	
2.0 CRDi, 4WD (83 kW) Eng. D4EA		01-		•		+ABS, FWD	<b>613-373</b>				25	87	104							
		01-		•		+ABS, FWD	<b>607-543</b>	52	27	26	60,1	90,9	62					5	1	
2.0 CRDi, 4WD (92 kW) Eng. D4EA		03-06		•		+ABS	<b>613-373</b>				25	87	104							
		03-06		•		+ABS	<b>607-543</b>	52	27	26	60,1	90,9	62					5	1	
<b>Santa Fe II (CM) '06-'10</b>			L/R			NOTE	CIFAM ref.	ABS	A	B	C	D	E	F	H	I	L	M	Fig	
2.2 CRDi (114 kW) Eng. D4EB		06-		•		+ABS, M/T	<b>613-498</b>				27,3	96,5	109							
		06-		•		+ABS, M/T	<b>607-735</b>	52	30	36	72,9	99,4	66,9					5	2	
2.2 CRDi, 4WD (110 kW) Eng. D4EB		06-		•		+ABS, M/T	<b>613-498</b>				27,3	96,5	109							
		06-		•		+ABS, M/T	<b>607-735</b>	52	30	36	72,9	99,4	66,9					5	2	
<b>Sonata I (Y-2) '88-'93</b>			L/R			NOTE	CIFAM ref.	ABS	A	B	C	D	E	F	H	I	L	M	Fig	
1.8 i (70 kW) Eng. G4M		5/89-9/91	L	•			<b>613-090</b>				21	73	91							
		5/89-9/91	R	•			<b>613-055</b>				25	85	102							
		5/89-9/91	L	•			<b>607-104</b>		25	23	50	82	63					5	1	
		5/89-9/91	R	•			<b>607-064</b>		25	25	50	89,5	64,7					5	1	
2.0 i (74 kW) Eng. G4CP		5/89-9/91	L	•			<b>613-090</b>				21	73	91							
		5/89-9/91	R	•			<b>613-055</b>				25	85	102							
		5/89-9/91	L	•			<b>607-104</b>		25	23	50	82	63					5	1	
		5/89-9/91	R	•			<b>607-064</b>		25	25	50	89,5	64,7					5	1	
2.4 i (82-84-90 kW) Eng. G4CS		89-91	L	•		Australia/Usa	<b>613-046</b>				21	73	91							
		89-91	R	•		Australia/Usa	<b>613-055</b>				25	85	102							
		89-91	L	•		Australia/Usa	<b>607-048</b>		25	23	50	78,7	64					5	1	
		89-91	R	•		Australia/Usa	<b>607-064</b>		25	25	50	89,5	64,7					5	1	
3.0i V6 (107-104 kW) Eng. G6AT		-91		•		Usa	<b>607-199</b>		25	26	50	95	61					5	1	

























































<b>Elba (146) '86-</b>			L/R			NOTE	CIFAM ref.	ABS	A	B	C	D	E	F	H	I	L	M	Fig
1.7 D (42 kW) Eng. 146B2.000		91-		•			<b>613-056</b>				20	68	80						
		91-		•	Brazil		<b>613-002</b>				20	68	80						
		91-		•			<b>607-065</b>		22	20	48,1	80	55					4	3
		91-		•	Brazil		<b>607-002</b>		22	20	48,1	80	55					4	3
<b>Koral '90-'92</b>			L/R			NOTE	CIFAM ref.	ABS	A	B	C	D	E	F	H	I	L	M	Fig
1.1 55 (40 kW) Eng. 128A		90-92		•			<b>613-001</b>				20	68	80						
		90-92		•			<b>607-001</b>		20	20	43,1	80	55					4	3
<b>Mille '94-</b>			L/R			NOTE	CIFAM ref.	ABS	A	B	C	D	E	F	H	I	L	M	Fig
1.0		94-		•			<b>613-001</b>				20	68	80						
		94-		•			<b>613-056</b>				20	68	80						
		94-		•			<b>607-001</b>		20	20	43,1	80	55					4	3
		94-		•			<b>607-065</b>		22	20	48,1	80	55					4	3
1.0ie (33 kW) Eng. 146C7		96-		•			<b>613-001</b>				20	68	80						
		96-		•			<b>613-056</b>				20	68	80						
		96-		•			<b>607-001</b>		20	20	43,1	80	55					4	3
		96-		•			<b>607-065</b>		22	20	48,1	80	55					4	3
1.4 (52 kW) Eng. 160A1.048		94-		•			<b>613-001</b>				20	68	80						
		94-		•			<b>613-056</b>				20	68	80						
		94-		•			<b>607-001</b>		20	20	43,1	80	55					4	3
		94-		•			<b>607-065</b>		22	20	48,1	80	55					4	3
1.7 D (42 kW) Eng. 146B2.000		96-		•			<b>613-001</b>				20	68	80						
		96-		•			<b>613-056</b>				20	68	80						
		96-		•			<b>607-001</b>		20	20	43,1	80	55					4	3
		96-		•			<b>607-065</b>		22	20	48,1	80	55					4	3
<b>Mini II '77-'85</b>			L/R			NOTE	CIFAM ref.	ABS	A	B	C	D	E	F	H	I	L	M	Fig
1.0 (39 kW) Eng. CB23		2/82-		•	M/T+A/T		<b>613-001</b>				20	68	80						
		2/82-		•	M/T+A/T		<b>607-001</b>		20	20	43,1	80	55					4	3
<b>Mini III '85-'91</b>			L/R			NOTE	CIFAM ref.	ABS	A	B	C	D	E	F	H	I	L	M	Fig
0.6 (23 kW)		85-		•			<b>613-001</b>				20	68	80						
		85-		•			<b>607-001</b>		20	20	43,1	80	55					4	3





























<b>Gemini I (JT) '82-</b>			L/R			NOTE	CIFAM ref.	ABS	A	B	C	D	E	F	H	I	L	M	Fig	
1.5 (52 kW) Eng. 4XC1-U		88-90	L	•			613-066				21	73	91							
		88-90	R	•			613-067				21	73	91							
		88-90	L	•			607-075		22	22	50	79	61						3	2
		88-90	R	•			607-076		22	21	50	74,6	61						3	1
1.5 D (37 kW) Eng. 4EC1		88-90	L	•		M/T+A/T	613-066				21	73	91							
		88-90	R	•		M/T+A/T	613-067				21	73	91							
		88-90	L	•		M/T+A/T	607-075		22	22	50	79	61						3	2
		88-90	R	•		M/T+A/T	607-076		22	21	50	74,6	61						3	1
1.5 TD (49 kW) Eng. 4EC1T		88-90	L	•		M/T+A/T	613-066				21	73	91							
		88-90	R	•		M/T+A/T	613-067				21	73	91							
		88-90	L	•		M/T+A/T	607-075		22	22	50	79	61						3	2
		88-90	R	•		M/T+A/T	607-076		22	21	50	74,6	61						3	1
1.6 GTI 16v (84 kW) Eng. 4XE1		88-90	L	•		M/T+A/T	613-066				21	73	91							
		88-90	R	•		M/T+A/T	613-067				21	73	91							
		88-90	L	•		M/T+A/T	607-075		22	22	50	79	61						3	2
		88-90	R	•		M/T+A/T	607-076		22	21	50	74,6	61						3	1
<b>Mark I '82-'91</b>			L/R			NOTE	CIFAM ref.	ABS	A	B	C	D	E	F	H	I	L	M	Fig	
1.5, T. (49 kW) Eng. 4XC1-T		85-89	L	•		Usa	613-066				21	73	91							
		85-89	R	•		Usa	613-067				21	73	91							
		85-89	L	•		Usa	607-075		22	22	50	79	61						3	2
		85-89	R	•		Usa	607-076		22	21	50	74,6	61						3	1
1.6 16v (98 kW) Eng. 4XE1W		85-89	L	•		Usa	613-066				21	73	91							
		85-89	R	•		Usa	613-067				21	73	91							
		85-89	L	•		Usa	607-075		22	22	50	79	61						3	2
		85-89	R	•		Usa	607-076		22	21	50	74,6	61						3	1
1.8 D, TD (45-54 kW) Eng. 4FB1		85-89	L	•		Usa	613-066				21	73	91							
		85-89	R	•		Usa	613-067				21	73	91							
		85-89	L	•		Usa	607-075		22	22	50	79	61						3	2
		85-89	R	•		Usa	607-076		22	21	50	74,6	61						3	1

Stylus '89-'93			L/R			NOTE	CIFAM ref.	ABS	A	B	C	D	E	F	H	I	L	M	Fig		
1.6 16v (98 kW) Eng. 4XE1W		90-93	L	•		Usa	<b>613-066</b>				21	73	91								
		90-93	R	•		Usa	<b>613-067</b>				21	73	91								
		90-93	L	•		Usa	<b>607-075</b>		22	22	50	79	61						3	2	
		90-93	R	•		Usa	<b>607-076</b>		22	21	50	74,6	61						3	1	
1.8 16v Eng. 4XF1		90-93	L	•		Usa	<b>613-066</b>				21	73	91								
		90-93	R	•		Usa	<b>613-067</b>				21	73	91								
		90-93	L	•		Usa	<b>607-075</b>		22	22	50	79	61						3	2	
		90-93	R	•		Usa	<b>607-076</b>		22	21	50	74,6	61						3	1	
























## KIA

Carens I '00-'02			L/R			NOTE	CIFAM ref.	ABS	A	B	C	D	E	F	H	I	L	M	Fig		
1.8 (81 kW) Eng. TBD		00-02		•		M/T, 5Sp	<b>613-439</b>				24	79	98								
			00-02		•			<b>607-663</b>		28	24	56	86,3	62,5					3	1	
Carens II '02-'06			L/R			NOTE	CIFAM ref.	ABS	A	B	C	D	E	F	H	I	L	M	Fig		
1.8 (93 kW) Eng. TB		02-06		•		M/T, 5Sp	<b>613-439</b>				24	79	98								
			02-06		•		M/T, 5Sp	<b>607-663</b>		28	24	56	86,3	62,5					3	1	
2.0 (102 kW) Eng. G4GC		04-06		•		M/T, 5Sp	<b>613-439</b>				24	79	98								
			04-06		•		M/T, 5Sp	<b>607-663</b>		28	24	56	86,3	62,5					3	1	
2.0 CRDi (83 kW) Eng. D4EA		02-06		•		M/T, 5Sp	<b>613-439</b>				24	79	98								
			02-06		•		M/T, 5Sp	<b>607-663</b>		28	24	56	86,3	62,5					3	1	
Carnival I (UP) '99-'01			L/R			NOTE	CIFAM ref.	ABS	A	B	C	D	E	F	H	I	L	M	Fig		
2.5 V6 (121 kW) Eng. KV6		99-01		•		-ABS	<b>613-402</b>				26	86	138								
		99-01		•		+ABS	<b>613-427</b>				26	86	138								
		99-01		•		-ABS	<b>607-609</b>		28	26	55,9	91,5	74						3	1	
		99-01		•		+ABS	<b>607-645</b>	54	28	26	55,9	90,9	74						3	1	
2.9 TD (93 kW) Eng. J3 TCI		99-01		•		-ABS	<b>613-402</b>				26	86	138								
		99-01		•		+ABS	<b>613-427</b>				26	86	138								
		99-01		•		-ABS	<b>607-609</b>		28	26	55,9	91,5	74						3	1	
		99-01		•		+ABS	<b>607-645</b>	54	28	26	55,9	90,9	74						3	1	















<b>Carnival II/ Sedona (GQ) '01-'06</b>			L/R			NOTE	CIFAM ref.	ABS	A	B	C	D	E	F	H	I	L	M	Fig	
2.5 V6 (110 kW) Eng. OK52		01-06		•		-ABS	<b>613-402</b>				26	86	138							
		01-06		•		+ABS	<b>613-427</b>				26	86	138							
		01-06		•		-ABS	<b>607-609</b>		28	26	55,9	91,5	74					3	1	
		01-06		•		+ABS	<b>607-645</b>	54	28	26	55,9	90,9	74					3	1	
2.9 CRDi (106 kW) Eng. OK53		01-		•		-ABS	<b>613-402</b>				26	86	138							
		01-		•		+ABS	<b>613-427</b>				26	86	138							
		01-		•		-ABS	<b>607-609</b>		28	26	55,9	91,5	74					3	1	
		01-		•		+ABS	<b>607-645</b>	54	28	26	55,9	90,9	74					3	1	
<b>Clarus (K9A), SW '96-</b>			L/R			NOTE	CIFAM ref.	ABS	A	B	C	D	E	F	H	I	L	M	Fig	
1.8 i 16v (85 kW) Eng. T8		96-00		•			<b>613-439</b>				24	79	98							
			96-00		•			<b>607-663</b>		28	24	56	86,3	62,5					3	1
2.0 i 16v (98 kW) Eng. FE(16V)		96-00		•			<b>613-439</b>				24	79	98							
			96-00		•			<b>607-663</b>		28	24	56	86,3	62,5					3	1
<b>Festiva '90-'93</b>			L/R			NOTE	CIFAM ref.	ABS	A	B	C	D	E	F	H	I	L	M	Fig	
1.3 (53 kW) Eng. B3		90-93		•			<b>613-194</b>				20	70	120							
			90-93		•			<b>607-261</b>		24	20	52	72	56					3	1
<b>Picanto I (BC) '04-'08</b>			L/R			NOTE	CIFAM ref.	ABS	A	B	C	D	E	F	H	I	L	M	Fig	
1.0 (45 kW) Eng. G4HE		05-		•		+ABS	<b>607-570</b>	48	24	20	52	76	56,5					3	1	
1.1 (48 kW) Eng. G4HG		04-		•		+ABS	<b>607-570</b>	48	24	20	52	76	56,5					3	1	
1.1 D (55 kW) Eng. D3FA		05-		•		+ABS	<b>613-403</b>				20	68	100							
			05-		•		+ABS	<b>607-610</b>	48	24	21	52,4	73,5	56,5					3	1
<b>Pride (DA) '90-</b>			L/R			NOTE	CIFAM ref.	ABS	A	B	C	D	E	F	H	I	L	M	Fig	
1.1 i (38 kW) Eng. B1		1/94-12/95		•		Iran	<b>613-279</b>				18	63	82							
		6/91-		•		M/T	<b>613-142</b>				19	66	94							
		1/94-12/95		•		Iran	<b>607-405</b>		24	19	52	72	56						3	3
		6/91-		•		M/T	<b>607-171</b>		24	19	52	71	56						3	1








































Pride (DA) '90-			L/R			NOTE	CIFAM ref.	ABS	A	B	C	D	E	F	H	I	L	M	Fig		
1.3 16v (44-47-53 kW) Eng. B3		1/94-12/95		●		Iran	613-279				18	63	82								
		6/91-		●		M/T	613-142				19	66	94								
		98-		●		M/T	613-194				20	70	120								
		1/94-12/95		●		Iran	607-405		24	19	52	72	56						3	3	
		6/91-		●		M/T	607-171		24	19	52	71	56						3	1	
		98-		●		M/T	607-261		24	20	52	72	56						3	1	
1.3 i (51 kW)		1/94-12/95		●		Iran	613-279				18	63	82								
		6/91-		●		M/T	613-142				19	66	94								
		1/94-12/95		●		Iran	607-405		24	19	52	72	56						3	3	
		6/91-		●		M/T	607-171		24	19	52	71	56						3	1	
Rio I, SW (DC) '00-'05			L/R			NOTE	CIFAM ref.	ABS	A	B	C	D	E	F	H	I	L	M	Fig		
1.3 (55-60 kW) Eng. A3E		00-		●		+/-ABS, M/T	613-404				20	71	90								
		00-		●		-ABS	607-548		24	21	52	74,7	56,4						3	1	
		00-		●		+ABS, M/T	607-715	44	24	21	52	72,3	56,4						3	1	
1.5 (71-72 kW) Eng. A5D		00-		●		-ABS	613-360				21	73	91								
		00-		●		+ABS, M/T	613-487				22	72	127								
		00-		●		-ABS	607-518		24	22	51,95	78,7	56,4						3	1	
		00-		●		+ABS, M/T	607-716	44	24	22	51,95	76,4	56,4						3	1	
Rio II '05-'11			L/R			NOTE	CIFAM ref.	ABS	A	B	C	D	E	F	H	I	L	M	Fig		
1.5 CRDi (81 kW) Eng. D4FA		05-		●		+ABS	613-405				24	80	116								
			05-		●		+ABS	607-611	48	25	24	50	84	62						5	1
Sephia, Timor (FA) '93-			L/R			NOTE	CIFAM ref.	ABS	A	B	C	D	E	F	H	I	L	M	Fig		
1.5 i 16v (59 kW) Eng. B5		2/96-		●			613-273				21	73	91								
			2/96-		●			607-398		26	22	56	79	62						3	1
1.6 i (59 kW) Eng. B6		1/95-		●			613-273				21	73	91								
			1/95-		●			607-398		26	22	56	79	62						3	1
1.8 i 16v (82 kW) Eng. T8		1/95-		●			613-273				21	73	91								
		95-97		●		A/T, Usa	613-119				20	75	91,5								
		1/95-		●			607-398		26	22	56	79	62							3	1
		95-97		●		A/T, Usa	607-145		26	23	56	83	62							3	1

KIA
































Shuma (FB) '96-			L/R			NOTE	CIFAM ref.	ABS	A	B	C	D	E	F	H	I	L	M	Fig	
1.5 (59 kW) Eng. BFD		96-98		•			613-273				21	73	91							
		96-98		•			607-398		26	22	56	79	62					3	1	
Sorento I (JC) '02-'09			L/R			NOTE	CIFAM ref.	ABS	A	B	C	D	E	F	H	I	L	M	Fig	
2.4 (102 kW) Eng. G4JSG		8/02-		•	A/T		613-516				26	85	116							
		8/02-		•	A/T		607-654		28	25	55,9	87,8	69,8					3	1	
2.5 CRDi (103 kW) Eng. D4CB		8/02-		•	A/T		613-516				26	85	116							
		8/02-		•	A/T		607-654		28	25	55,9	87,8	69,8					3	1	
2.5 CRDi (125 kW) Eng. D4CBV		06-		•	A/T		613-516				26	85	116							
		06-		•	A/T		607-654		28	25	55,9	87,8	69,8					3	1	
3.5 V6 24v (143-149 kW) Eng. 6G74		8/02-		•	A/T		613-516				26	85	116							
		8/02-		•	A/T		607-654		28	25	55,9	87,8	69,8					3	1	
Sorento II (XM) '10-			L/R			NOTE	CIFAM ref.	ABS	A	B	C	D	E	F	H	I	L	M	Fig	
2.0 CRDi, 4WD (110 kW) Eng. D4HA		10-3/11		•	M/T		613-498				27,3	96,5	109							
		10-3/11		•	M/T		607-735	52	30	36	72,9	99,4	66,9					5	2	
2.2 CRDi, 4WD (145 kW) Eng. D4HB		10-		•	M/T		613-498				27,3	96,5	109							
		10-		•	M/T		607-735	52	30	36	72,9	99,4	66,9					5	2	





























LADA

110 '95-			L/R			NOTE	CIFAM ref.	ABS	A	B	C	D	E	F	H	I	L	M	Fig	
1.3 Wankel (88 kW) Eng. VAZ-415		97-		•			613-071				20	68	80							
		97-		•			607-081		22	22	50	81	50					4	2	
1.5, 16v (57-67-70 kW) Eng. VAZ 2111/ VAZ 2112		00-		•			613-071				20	68	80							
		00-		•			607-081		22	22	50	81	50					4	2	
2.0 i (110 kW) Eng. C20XE		96-		•			613-071				20	68	80							
		96-		•			607-081		22	22	50	81	50					4	2	
111 '95-			L/R			NOTE	CIFAM ref.	ABS	A	B	C	D	E	F	H	I	L	M	Fig	
1.5 (56 kW) Eng. 2111		00-		•			613-071				20	68	80							
		00-		•			607-081		22	22	50	81	50					4	2	






































<b>111 '95-</b>			L/R			NOTE	CIFAM ref.	ABS	A	B	C	D	E	F	H	I	L	M	Fig	
1.5 (57 kW) Eng. VAZ 2111		96-		•			<b>613-071</b>				20	68	80							
		96-		•			<b>607-081</b>		22	22	50	81	50						4	2
1.5 16v (67-70 kW) Eng. VAZ 2112		95-		•			<b>613-071</b>				20	68	80							
		95-		•			<b>607-081</b>		22	22	50	81	50						4	2
<b>112 '95-</b>			L/R			NOTE	CIFAM ref.	ABS	A	B	C	D	E	F	H	I	L	M	Fig	
1.5 (54-57 kW) Eng. VAZ 2111		95-		•			<b>613-071</b>				20	68	80							
		95-		•			<b>607-081</b>		22	22	50	81	50						4	2
1.5 (56 kW) Eng. 2111		00-		•			<b>613-071</b>				20	68	80							
		00-		•			<b>607-081</b>		22	22	50	81	50						4	2
1.5 16v (67 kW) Eng. VAZ 2112		00-		•			<b>613-071</b>				20	68	80							
		00-		•			<b>607-081</b>		22	22	50	81	50						4	2
1.5 16v (70 kW) Eng. VAZ 2112		95-		•			<b>613-071</b>				20	68	80							
		95-		•			<b>607-081</b>		22	22	50	81	50						4	2
<b>1200-1600 '70-'87</b>			L/R			NOTE	CIFAM ref.	ABS	A	B	C	D	E	F	H	I	L	M	Fig	
1.2, SW (44 kW) Eng. BA32101		70-86		•			<b>613-104</b>				23	81	96							
		70-86		•			<b>607-184</b>		25	25	52	90	58						11	3
1.3 (51 kW) Eng. BA32103		74-84		•			<b>613-104</b>				23	81	96							
		74-84		•			<b>607-184</b>		25	25	52	90	58						11	3
1.3, SW (48 kW) Eng. BA321011		78-87		•			<b>613-104</b>				23	81	96							
		78-87		•			<b>607-184</b>		25	25	52	90	58						11	3
<b>Kalina (1117, 1118, 1119) '04-</b>			L/R			NOTE	CIFAM ref.	ABS	A	B	C	D	E	F	H	I	L	M	Fig	
1.6 (60 kW) Eng. 21114		04-		•			<b>613-071</b>				20	68	80							
		04-		•			<b>607-081</b>		22	22	50	81	50						4	2
1.6 16v (66 kW)		04-		•			<b>613-071</b>				20	68	80							
		04-		•			<b>607-081</b>		22	22	50	81	50						4	2
<b>Niva I (2121) '76-</b>			L/R			NOTE	CIFAM ref.	ABS	A	B	C	D	E	F	H	I	L	M	Fig	
1.6 (54 kW) Eng. BA32121		87-95		•			<b>613-171</b>				19	82	125							
		87-95		•			<b>607-223</b>		22	22	55,9	90	72						3b	2


























































<b>Niva I (2121) '76-</b>			L/R			NOTE	CIFAM ref.	ABS	A	B	C	D	E	F	H	I	L	M	Fig
1.6 (56-59 kW) Eng. BA32121		12/76-		•			613-171				19	82	125						
		12/76-		•			607-223		22	22	55,9	90	72					3b	2
1.7 i (59 kW) Eng. BA321214		96-		•			613-171				19	82	125						
		96-		•			607-223		22	22	55,9	90	72					3b	2
1.7 i (60 kW)		00-		•			613-171				19	82	125						
		00-		•			607-223		22	22	55,9	90	72					3b	2
1.9 D (55 kW) Eng. XUD9SD		99-		•			613-171				19	82	125						
		99-		•			607-223		22	22	55,9	90	72					3b	2
<b>Oka (1111) '87-'95</b>			L/R			NOTE	CIFAM ref.	ABS	A	B	C	D	E	F	H	I	L	M	Fig
0.6 (22 kW)				•			613-501				17	65	92						
				•			607-341		20	19	42	70,5	50					11	1
0.8 (26 kW)				•			613-501				17	65	92						
				•			607-341		20	19	42	70,5	50					11	1
<b>Sagona</b>			L/R			NOTE	CIFAM ref.	ABS	A	B	C	D	E	F	H	I	L	M	Fig
1.1 (39 kW) Eng. BA321081		86-		•			613-071				20	68	80						
		86-		•			614-026				21	73	91						
		86-		•			607-081		22	22	50	81	50					4	2
		86-		•			617-028		24	22	35	82							
		7/86-	L				655-179		22	22	24	81	81,5		77	60	602	s3	
		7/86-	R				655-180		22	22	24	81	81,5		77	60	853	s3	
1.3 (45-46-48 kW)		86-		•			613-071				20	68	80						
		86-		•			614-026				21	73	91						
		86-		•			607-081		22	22	50	81	50					4	2
		86-		•			617-028		24	22	35	82							
		7/86-	L				655-179		22	22	24	81	81,5		77	60	602	s3	
		7/86-	R				655-180		22	22	24	81	81,5		77	60	853	s3	


































Sagona			L/R			NOTE	CIFAM ref.	ABS	A	B	C	D	E	F	H	I	L	M	Fig
1.5i		86-		•			613-071				20	68	80						
		86-		•			614-026				21	73	91						
		86-		•			607-081		22	22	50	81	50					4	2
		86-		•			617-028		24	22	35	82							
		7/86-	L					655-179		22	22	24	81	81,5		77	60	602	s3
7/86-		R					655-180		22	22	24	81	81,5		77	60	853	s3	
<b>Samara, Forma (2108, 2109) '88-</b>			L/R			NOTE	CIFAM ref.	ABS	A	B	C	D	E	F	H	I	L	M	Fig
1.1 (39 kW) Eng. BA321081		88-		•			613-071				20	68	80						
		88-		•			614-026				21	73	91						
		88-		•			607-081		22	22	50	81	50					4	2
		88-		•			617-028		24	22	35	82							
		88-	L					655-179		22	22	24	81	81,5		77	60	602	s3
88-		R					655-180		22	22	24	81	81,5		77	60	853	s3	
1.1 (43 kW) Eng. BA321081(KAT)		96-		•			613-071				20	68	80						
		96-		•			607-081		22	22	50	81	50					4	2
1.3 (45 kW) Eng. BA32108(KAT)		91-		•			613-071				20	68	80						
		91-		•			614-026				21	73	91						
		91-		•			607-081		22	22	50	81	50					4	2
		91-		•			617-028		24	22	35	82							
		91-	L					655-179		22	22	24	81	81,5		77	60	602	s3
91-		R					655-180		22	22	24	81	81,5		77	60	853	s3	
1.3 (46 kW) Eng. 2108		88-		•			613-071				20	68	80						
		88-		•			614-026				21	73	91						
		88-		•			607-081		22	22	50	81	50					4	2
		88-		•			617-028		24	22	35	82							
		88-	L					655-179		22	22	24	81	81,5		77	60	602	s3
88-		R					655-180		22	22	24	81	81,5		77	60	853	s3	








































<b>Beta (828B) '73-'82</b>			L/R			NOTE	CIFAM ref.	ABS	A	B	C	D	E	F	H	I	L	M	Fig	
1.3 (61 kW) Eng. 828AC.3/ BB.3		9/72-81		•			<b>613-089</b>				25	86	96							
		9/72-81			•		<b>614-002</b>				25	62	81							
		9/72-81		•			<b>607-103</b>		25	25	54,5	90	47					11	2	
		9/72-81			•		<b>617-002</b>			25		100								
1.4 (66 kW) Eng. 828A2.000/ B2.000		81-84		•			<b>613-089</b>				25	86	96							
		81-84			•		<b>614-002</b>				25	62	81							
		81-84		•			<b>607-103</b>		25	25	54,5	90	47					11	2	
		81-84			•		<b>617-002</b>			25		100								
1.6 (74 kW) Eng. 132AB/ 828B.000		9/72-84		•	M/T		<b>613-089</b>				25	86	96							
		9/72-84			•	M/T	<b>614-002</b>				25	62	81							
		9/72-84		•	M/T		<b>607-103</b>		25	25	54,5	90	47					11	2	
		9/72-84			•	M/T	<b>617-002</b>			25		100								
1.8 (81 kW) Eng. 828A1.000/ AB/ AC/ AF/ AS		9/72-76		•			<b>613-089</b>				25	86	96							
		9/72-76			•		<b>614-002</b>				25	62	81							
		9/72-76		•			<b>607-103</b>		25	25	54,5	90	47					11	2	
		9/72-76			•		<b>617-002</b>			25		100								
2.0 (85-88 kW) Eng. 828B1.000		9/72-84		•	M/T		<b>613-089</b>				25	86	96							
		9/72-84			•	M/T	<b>614-002</b>				25	62	81							
		9/72-84		•	M/T		<b>607-103</b>		25	25	54,5	90	47					11	2	
		9/72-84			•	M/T	<b>617-002</b>			25		100								
<b>Beta Coupe (828BC) '76-'84</b>			L/R			NOTE	CIFAM ref.	ABS	A	B	C	D	E	F	H	I	L	M	Fig	
2.0 (85-88 kW) Eng. 828B1.000		9/72-84		•	M/T		<b>613-089</b>				25	86	96							
		9/72-84			•	M/T	<b>614-002</b>				25	62	81							
		9/72-84		•	M/T		<b>607-103</b>		25	25	54,5	90	47					11	2	
		9/72-84			•	M/T	<b>617-002</b>			25		100								
<b>Beta H.P.E. (828BF) '76-'84</b>			L/R			NOTE	CIFAM ref.	ABS	A	B	C	D	E	F	H	I	L	M	Fig	
2.0 (85-88 kW) Eng. 828B1.000		9/72-84		•	M/T		<b>613-089</b>				25	86	96							
		9/72-84			•	M/T	<b>614-002</b>				25	62	81							
		9/72-84		•	M/T		<b>607-103</b>		25	25	54,5	90	47					11	2	
		9/72-84			•	M/T	<b>617-002</b>			25		100								

<b>Beta H.P.E. (828BF) '76-'84</b>			L/R			NOTE	CIFAM ref.	ABS	A	B	C	D	E	F	H	I	L	M	Fig
2.0 i.e. (90 kW) Eng. 828B4.000		9/72-84		•		M/T	613-089				25	86	96						
		9/72-84			•	M/T	614-002				25	62	81						
		9/72-84		•		M/T	607-103		25	25	54,5	90	47					11	2
		9/72-84			•	M/T	617-002			25		100							
<b>Beta Monte Carlo (137AS, 137BS) '80-'81</b>			L/R			NOTE	CIFAM ref.	ABS	A	B	C	D	E	F	H	I	L	M	Fig
2.0 (88 kW) Eng. 134AS.000		80-81			•		614-002				25	62	81						
		80-81			•		617-002			25		100							
<b>Dedra (835) '89-'99</b>			L/R			NOTE	CIFAM ref.	ABS	A	B	C	D	E	F	H	I	L	M	Fig
1.6 16v, SW (76 kW) Eng. 182A4.000/ 182B6.000		96-		•		+/-ABS	613-167				20	75	105						
		96-		•		+ABS	607-210	44	25	22	52	87	47					4	3
		96-		•		-ABS	607-209		25	22	52	83	47					4	3
1.6 i.e. (55 kW) Eng. 835A1.000/ 835C1.000		7/94-		•		+/-ABS, M/T	613-538				20	68	80						
		93-6/94		•		-ABS, M/T	613-016				20	68	80						
		7/94-		•		+ABS	607-106	44	22	20	71,6	80	40					4a	3
		7/94-		•		-ABS, M/T	607-105		22	20	71,6	80	40					4a	3
		93-6/94		•		-ABS, M/T	607-013		22	20	71,6	80	40					4a	3
1.6 i.e. (57 kW) Eng. 835A1.046		89-93		•		-ABS, M/T	613-016				20	68	80						
		89-93		•		-ABS, M/T	607-013		22	20	71,6	80	40					4a	3
1.6, SW (66 kW) Eng. 159B9.000		7/94-		•		+/-ABS, M/T	613-538				20	68	80						
		7/94-		•		+ABS	607-106	44	22	20	71,6	80	40					4a	3
		7/94-		•		-ABS, M/T	607-105		22	20	71,6	80	40					4a	3
1.8 16v, SW (83-96 kW) Eng. 183A1.000/ 183A2.000		96-		•		+ABS	613-020				25	86	96						
		96-		•		-ABS	613-092				25	86	96						
		96-		•		+ABS	607-110	44	25	25	52	90	47					4	2
		96-		•		-ABS	607-109		25	25	52	90	47					4	2
		96-	L/R			-ABS	655-223		25	25		90	100		85		468	s10	





























Dedra (835) '89-'99			L/R			NOTE	CIFAM ref.	ABS	A	B	C	D	E	F	H	I	L	M	Fig	
1.8 i.e. (66-55 kW) Eng. 835C5.000		7/94-		•		-ABS, M/T	613-092				25	86	96							
		93-		•		+ABS, M/T	613-020				25	86	96							
		93-6/94		•		-ABS, M/T	613-033				20	75	105							
		93-6/94			•			614-002				25	62	81						
			7/94-		•		+ABS, M/T	607-110	44	25	25	52	90	47					4	2
			7/94-		•		-ABS, M/T	607-109		25	25	52	90	47					4	2
			93-6/94		•		+ABS	607-093	44	25	25	52	90	47					4	2
			93-6/94		•		-ABS, M/T	607-032		25	25	52	85	47					4	2
			93-6/94			•		617-002			25		100							
		1.8 i.e., SW (74-77-80 kW) Eng. 835A2.000/ 835A2.046/ 836A5.000		94-99		•		+ABS	613-020				25	86	96					
94-99				•		-ABS	613-033				20	75	105							
	94-99			•		+ABS	607-110	44	25	25	52	90	47						4	2
	94-99			•		-ABS	607-032		25	25	52	85	47						4	2
	94-99		L/R			-ABS	655-223		25	25		90	100		85			468	s10	
1.9 TDS, SW (55-66 kW) Eng. 160D1.000/ 835A4.000/ .046		4/89-		•		+ABS	613-020				25	86	96							
		4/89-		•		-ABS, M/T	613-033				20	75	105							
		4/89-			•		M/T	614-002				25	62	81						
			4/89-		•		+ABS	607-093	44	25	25	52	90	47						4
	4/89-			•		-ABS, M/T	607-032		25	25	52	85	47						4	2
		4/89-			•		M/T	617-002			25		100							
		7/94-	L/R			-ABS	655-223		25	25		90	100		85			468	s10	
2.0 16v, SW, Integrale (102 kW) Eng. 836A3.000		94-99		•		+ABS, M/T	613-020				25	86	96							
		94-99		•		-ABS, M/T	613-092				25	86	96							
		94-99		•		+ABS, M/T	607-110	44	25	25	52	90	47						4	2
		94-99		•		-ABS, M/T	607-109		25	25	52	90	47						4	2
		94-99	L/R			-ABS	655-223		25	25		90	100		85			468	s10	
2.0 i.e. (83 kW) Eng. 835A5.046		4/89-		•		+/-ABS, M/T	613-020				25	86	96							
		7/94-		•		-ABS, M/T	613-092				25	86	96							
		4/89-6/94			•		-ABS, M/T	614-002				25	62	81						
		4/89-6/94		•		-ABS, M/T	607-016		25	25	52	90	47						4	2
		7/94-		•		+ABS, M/T	607-110	44	25	25	52	90	47						4	2
		7/94-		•		-ABS, M/T	607-109		25	25	52	90	47						4	2
		4/89-6/94			•		-ABS, M/T	617-002			25		100							

































Delta I (831AB0) '79-'94			L/R			NOTE	CIFAM ref.	ABS	A	B	C	D	E	F	H	I	L	M	Fig	
1.3 (55 kW) Eng. 831A2.000/ 831B.000		9/79-8/92		●			613-002				20	68	80							
		9/79-8/92		●			607-002		22	20	48,1	80	55					4	3	
1.3 (58 kW) Eng. 831A1.000/ A2.000/ AB.000		9/79-8/92		●			613-002				20	68	80							
		9/79-8/92		●			607-002		22	20	48,1	80	55					4	3	
1.5 (62-63 kW) Eng. 138A1.000/ A3.000/ 831A1.000/ B1.000		9/79-92		●		M/T	613-003				20	75	105							
		9/79-92		●		M/T	614-002				25	62	81							
		9/79-92		●		M/T	607-003		22	25	48,1	85	58					4	2	
		9/79-92		●		M/T	617-002			25		100								
1.6 GT (66-77-79-80-97 kW) Eng. 149C2.000/ 831A4.000/ B4.000/ B7.000		86-88		●		M/T	613-003				20	75	105							
		86-88		●		M/T	614-002				25	62	81							
		86-88		●		M/T	607-003		22	25	48,1	85	58					4	2	
		86-88		●		M/T	617-002			25		100								
2.0 16v HF Evo Integrale (155-158-186 kW) Eng. 831E5.000/ 831E5.046		93-		●		+ABS	613-020				25	86	96							
		93-		●		+ABS	607-110	44	25	25	52	90	47					4	2	
2.0 16v HF Integrale (144-147 kW) Eng. 831D5.000		89-91		●		+ABS, FWD, M/T	613-020				25	86	96							
		89-91		●		+ABS, FWD, M/T	607-095	90	25	25	52	90	47					4	2	
Delta II (836) '93-'99			L/R			NOTE	CIFAM ref.	ABS	A	B	C	D	E	F	H	I	L	M	Fig	
1.4 i.e. (51 kW) Eng. 160A1.046/ 836A4.000		94-99		●		+/-ABS	613-538				20	68	80							
		94-99		●		+ABS	607-106	44	22	20	71,6	80	40					4a	3	
		94-99		●		-ABS	607-105		22	20	71,6	80	40					4a	3	
1.6 16v (76 kW) Eng. 182A4.000/ 182B6.000		2/96-		●		+/-ABS	613-091				20	68	80							
		2/96-		●		+ABS	607-227	44	22	22	46	79,8	40					4a	3	
		2/96-		●		-ABS	607-226		22	22	46	80	40					4a	3	
1.6 i.e. (55 kW) Eng. 835A1.000/ 835C1.000		6/93-		●		+/-ABS	613-538				20	68	80							
		2/96-		●		+ABS	607-227	44	22	22	46	79,8	40					4a	3	
		2/96-		●		-ABS	607-226		22	22	46	80	40					4a	3	
		6/93-12/95		●		+ABS	607-106	44	22	20	71,6	80	40					4a	3	
		6/93-12/95		●		-ABS	607-105		22	20	71,6	80	40					4a	3	
1.6 i.e. (66 kW) Eng. 182A6.000		2/96-		●		+/-ABS	613-091				20	68	80							
		2/96-		●		+ABS	607-227	44	22	22	46	79,8	40					4a	3	
		2/96-		●		-ABS	607-226		22	22	46	80	40					4a	3	




























<b>Delta II (836) '93-'99</b>			L/R			NOTE	CIFAM ref.	ABS	A	B	C	D	E	F	H	I	L	M	Fig
1.8 16v GT (83-96 kW) Eng. 183A1.000/ 183A2.000/ 182A2.000		96-		●		+/-ABS	<b>613-149</b>				25	86	96						
		96-		●		+ABS	<b>607-212</b>	44	25	25	52	90	47					4	3
		96-		●		-ABS	<b>607-211</b>		25	25	52	90	47					4	3
		96-	L/R			+ABS, HPE	<b>655-244</b>	44	25	25		90	100		85			478	s10
		96-	L/R			-ABS, HPE	<b>655-243</b>		25	25		90	100		85			485	s10
1.8 i.e. (66-76 kW) Eng. 835C2.000/ C4.000/ 836A6.000/ 836C4.000		94-		●		+ABS, M/T	<b>613-020</b>				25	86	96						
		94-		●		-ABS, M/T	<b>613-092</b>				25	86	96						
		94-		●		+ABS, M/T	<b>607-110</b>	44	25	25	52	90	47					4	2
		94-		●		-ABS, M/T	<b>607-109</b>		25	25	52	90	47					4	2
1.9 TD (66 kW) Eng. 160D1.000/ 835A4.000		10/94-		●		+ABS, M/T	<b>613-020</b>				25	86	96						
		10/94-		●		-ABS, M/T	<b>613-092</b>				25	86	96						
		10/94-		●		+ABS, M/T	<b>607-110</b>	44	25	25	52	90	47					4	2
		10/94-		●		-ABS, M/T	<b>607-109</b>		25	25	52	90	47					4	2
		10/94-	L/R			+ABS	<b>655-244</b>	44	25	25		90	100		85			478	s10
		10/94-	L/R			-ABS	<b>655-243</b>		25	25		90	100		85			485	s10
2.0 16v (102 kW) Eng. 836A3.000		6/93-		●		+ABS	<b>613-020</b>				25	86	96						
		6/93-		●		-ABS	<b>613-092</b>				25	86	96						
		6/93-		●		+ABS	<b>607-110</b>	44	25	25	52	90	47					4	2
		6/93-		●		-ABS	<b>607-109</b>		25	25	52	90	47					4	2
		6/93-	L/R			+ABS	<b>655-244</b>	44	25	25		90	100		85			478	s10
		6/93-	L/R			-ABS	<b>655-243</b>		25	25		90	100		85			485	s10
2.0 16v T. (137-142 kW) Eng. 175A4.000/ 836A2.000		93-99		●		+ABS	<b>613-020</b>				25	86	96						
		93-99		●		-ABS	<b>613-092</b>				25	86	96						
		93-99		●		+ABS	<b>607-110</b>	44	25	25	52	90	47					4	2
		93-99		●		-ABS	<b>607-109</b>		25	25	52	90	47					4	2
		93-99	L/R			+ABS	<b>655-244</b>	44	25	25		90	100		85			478	s10
		93-99	L/R			-ABS	<b>655-243</b>		25	25		90	100		85			485	s10
<b>Delta III (844) '08-</b>			L/R			NOTE	CIFAM ref.	ABS	A	B	C	D	E	F	H	I	L	M	Fig
1.4 T-Jet (110 kW) Eng. 19854H.000		08-		●		M/T+A/T	<b>613-191</b>				25	90	107						
		08-		●		M/T+A/T	<b>607-387</b>		25	26	51	91	48					4	1
1.4 T-Jet (88 kW) Eng. 198A4.000		08-		●		M/T+A/T	<b>613-191</b>				25	90	107						
		08-		●		M/T+A/T	<b>607-387</b>		25	26	51	91	48					4	1



















































<b>Kappa (838A,B), SW '94-'01</b>			L/R			NOTE	CIFAM ref.	ABS	A	B	C	D	E	F	H	I	L	M	Fig
3.0 24v, Coupe (150 kW) Eng. 838B.000		8/94-01		•		+ABS	<b>613-133</b>				24	92	84						
		-01		•		Ch 2084919-	<b>607-300</b>		27	28	59	98	47					4	3
		8/94-		•		+ABS, Ch -2084918	<b>607-152</b>	44	27	28	56	98	46					4	3
<b>Lybra (839AX,BX), SW '99-</b>			L/R			NOTE	CIFAM ref.	ABS	A	B	C	D	E	F	H	I	L	M	Fig
1.6 16v (76 kW) Eng. 182A4.000/ 182B6.000		4/99-		•			<b>613-217</b>				20	75	105						
		4/99-		•			<b>607-306</b>		25	22	51	83	47					4	3
1.8 16v (96 kW) Eng. 839A4.000/ 839A7.000/ 839A9.000		9/99-		•			<b>613-149</b>				25	86	96						
		99-		•			<b>614-019</b>				25	62	81						
		9/99-		•			<b>607-258</b>		25	25	51	90	47					4	3
		99-		•			<b>617-020</b>			25		100							
1.9 JTD (77 kW) Eng. AR32302		10/99-9/00		•			<b>613-133</b>				24	92	84						
		10/99-9/00		•			<b>607-244</b>		25	28	59	98	47					4	3
1.9 JTD (81-85 kW) Eng. AR37101/ 937A2.000		9/00-5/01		•			<b>613-133</b>				24	92	84						
		9/00-5/01		•			<b>607-244</b>		25	28	59	98	47					4	3
		00-01	L			M/T	<b>655-713</b>		25			98	108		84			511	
		00-01	R			M/T	<b>655-714</b>		25			98	108		84			526	
		5/01-	L			M/T, Ch 0137878-, Active sensor ABS	<b>655-934</b>		25		25	91	86	43	84	75	617		
		5/01-	R			M/T, Ch 0137878-, Active sensor ABS	<b>655-935</b>		25		25	91	86	43	84	377	935		
2.0 20v (110 kW) Eng. 185A8.000		00-		•			<b>613-179</b>				25	86	96						
		00-		•			<b>607-245</b>		25	25	59	89	47					4	3
2.0 20v (113 kW) Eng. 182B7.000		10/99-		•			<b>613-149</b>				25	86	96						
		10/99-		•			<b>607-258</b>		25	25	51	90	47					4	3
2.4 20v Blindata (125 kW) Eng. 192A2.000		02-		•			<b>613-093</b>				25	90	107						
		02-		•			<b>607-440</b>		25	26	59	90,9	48					4	1
2.4 JTD (103-110 kW) Eng. 839A6.000/ 841C.000		00-		•			<b>613-093</b>				25	90	107						
		00-		•			<b>607-440</b>		25	26	59	90,9	48					4	1
		00-	L				<b>655-190</b>		25		25	91	86		84	90,8	572	s3	
		00-	R				<b>655-485</b>		25		25	91	86		84,5	468	980	s6	


















Lybra (839AX,BX), SW '99-		L/R			NOTE	CIFAM ref.	ABS	A	B	C	D	E	F	H	I	L	M	Fig	
2.4 JTD (99 kW) Eng. 839A5.000/ AR32501		7/99-		•		613-093				25	90	107							
		7/99-		•		607-440		25	26	59	90,9	48					4	1	
		7/99-	L				655-190		25		25	91	86		84	90,8	572	s3	
		7/99-	R				655-485		25		25	91	86		84,5	468	980	s6	
<b>Musa I (184) '04-'10</b>		L/R			NOTE	CIFAM ref.	ABS	A	B	C	D	E	F	H	I	L	M	Fig	
1.3 D MJT (70 kW) Eng. 199B1.000		09-		•		613-287				25	78	130							
		09-		•		607-449		25	24	51	84	46					4	1	
1.3 MJT (51 kW) Eng. 188A9.000		04-		•		613-317				20	78	103							
		04-		•		614-019				25	62	81							
		04-		•		607-458		25	23	51	82	42					4	1	
		04-		•		617-020			25		100								
		04-	L			M/T	655-674		25			82	100		85		501		
		04-	R			M/T	655-675		25			82	100		85		521		
1.3 MJT 16v (66 kW) Eng. 199A3.000		08-		•		613-287				25	78	130							
		08-		•		607-449		25	24	51	84	46					4	1	
		7/08-	L			M/T	655-846		25	24		84,5	82		84,4	69	585	s3	
		7/08-	R			M/T	655-847		25	24		84,5	82		84,4	379	901	s4	
1.3 MJT 16v (68 kW)		09-		•		613-287				25	78	130							
		09-		•		607-449		25	24	51	84	46					4	1	
1.4 (57 kW) Eng. 350A1.000		05-		•		613-216				20	68	80							
		05-		•		607-296		22	21	51	75	40					4a	1	
1.4 16v (70 kW) Eng. 843A1.000		10/04-		•		613-216				20	68	80							
		10/04-		•		607-296		22	21	51	75	40					4a	1	
1.4 16v AUSTRIA (66 kW) Eng. 192B2.000		10/04-		•		613-216				20	68	80							
		10/04-		•		607-296		22	21	51	75	40					4a	1	
1.6 MJT (88 kW) Eng. 350A2.000		08-		•		613-378				25	90	107							
		08-		•		607-550		25	26	50,9	90,9	48					4	1	
1.9 Multijet (74 kW) Eng. 188B2.000		10/04-		•		613-287				25	78	130							
		10/04-		•		607-449		25	24	51	84	46					4	1	
		10/04-	L			M/T	655-982		25		34	84,5	-	-	-	56,5	608		
		10/04-	R			M/T	655-983		25		34	84,5	-	-	-	300	874		

<b>Musa II '10-</b>			L/R			NOTE	CIFAM ref.	ABS	A	B	C	D	E	F	H	I	L	M	Fig	
1.4 (57 kW) Eng. 350A1.000		10-		•			<b>613-216</b>				20	68	80							
		10-		•			<b>607-296</b>		22	21	51	75	40						4a	1
1.4 16v (70 kW) Eng. 843A1.000		10-		•			<b>613-216</b>				20	68	80							
		10-		•			<b>607-296</b>		22	21	51	75	40						4a	1
1.4 GPL (57 kW) Eng. 350A1.000		10-		•			<b>613-216</b>				20	68	80							
		10-		•			<b>607-296</b>		22	21	51	75	40						4a	1
1.6 MJT 16v (88 kW) Eng. 350A2.000		10-		•			<b>613-378</b>				25	90	107							
		10-		•			<b>607-550</b>		25	26	50,9	90,9	48						4	1
<b>Phedra (179) '02-</b>			L/R			NOTE	CIFAM ref.	ABS	A	B	C	D	E	F	H	I	L	M	Fig	
2.0 JTD (80 kW) Eng. RHW(DW10ATED4)		02-		•		Vett 9920-	<b>613-342</b>				26	86	138							
		02-		•		Vett 9920-	<b>607-494</b>		27	28	58	92	49						11	1
2.2 JTD (94 kW) Eng. 4HW(DW12ATED4)		02-		•		Vett -9962	<b>613-343</b>				26	86	138							
		02-		•		Vett 9962-	<b>613-342</b>				26	86	138							
		02-		•		Vett -9962	<b>607-495</b>		27	29	57,9	101,4	49						11	1
		02-		•		Vett 9962-	<b>607-494</b>		27	28	58	92	49							11
<b>Prisma (831AB0) '82-'92</b>			L/R			NOTE	CIFAM ref.	ABS	A	B	C	D	E	F	H	I	L	M	Fig	
1.3 (58 kW) Eng. 831A1.000/ A2.000/ AB.000		83-2/92		•		A/T	<b>613-003</b>				20	75	105							
		83-2/92		•		M/T	<b>613-002</b>				20	68	80							
		83-2/92		•		A/T	<b>607-003</b>		22	25	48,1	85	58						4	2
		83-2/92		•		M/T	<b>607-002</b>		22	20	48,1	80	55						4	3
1.5 (55 kW) Eng. 831B1.048/ 138C2.048		8/85-89		•		A/T	<b>613-003</b>				20	75	105							
		8/85-89		•		M/T	<b>613-002</b>				20	68	80							
		8/85-89		•		A/T	<b>607-003</b>		22	25	48,1	85	58						4	2
		8/85-89		•		M/T	<b>607-002</b>		22	20	48,1	80	55						4	3
1.5 (59-62-63 kW) Eng. 831B1.000/ A1.000/ 138A2/ A3		86-89		•		A/T	<b>613-003</b>				20	75	105							
		86-89		•		M/T	<b>613-002</b>				20	68	80							
		86-89		•		A/T	<b>607-003</b>		22	25	48,1	85	58						4	2
		86-89		•		M/T	<b>607-002</b>		22	20	48,1	80	55						4	3

































































Thema (834) '84-'97		L/R			NOTE	CIFAM ref.	ABS	A	B	C	D	E	F	H	I	L	M	Fig			
2.0 i.e. (85 kW) Eng. 834B.146		7/87-88	●		-ABS, M/T+A/T, Ch 0176745-	613-092				25	86	96									
		7/87-94	●		+/-ABS, M/T+A/T	613-020				25	86	96									
		87-88		●		-ABS, M/T+A/T, Ch -0176744	614-002				25	62	81								
			1/93-94	●		+ABS, M/T+A/T	607-155	44	27	25	60	87	49						4	2	
			1/93-94	●			-ABS	607-154		27	25	60	90	49						4	2
	7/87-88	●			+ABS, M/T+A/T, Ch 0176745-	607-095	90	25	25	52	90	47						4	2		
	7/87-88	●			-ABS, M/T+A/T, Ch 0176745-	607-109		25	25	52	90	47						4	2		
2.0 i.e. T. (122-133 kW) Eng. 834C.000/ M601.AT200		10/84-6/87	●		-ABS, M/T+A/T, Ch -0176744	613-089				25	86	96									
		10/84-94	●		+/-ABS, M/T+A/T	613-020				25	86	96									
		7/87-5/92	●			-ABS, M/T+A/T, Ch 0176745-	613-092				25	86	96								
		10/84-6/87		●		-ABS, M/T+A/T, Ch -0176744	614-002				25	62	81								
			1/93-94	●		+ABS, M/T+A/T	607-155	44	27	25	60	87	49						4	2	
			1/93-94	●			-ABS	607-154		27	25	60	90	49						4	2
		10/84-6/87	●			-ABS, M/T+A/T, Ch -0176744	607-103		25	25	54,5	90	47						11	2	
		10/84-7/87	●			+ABS, M/T+A/T, Ch -0176744	607-094	90	25	25	54,5	90	47						11	2	
		7/87-5/92	●			+ABS, M/T+A/T, Ch 0176745-	607-095	90	25	25	52	90	47						4	2	
		7/87-5/92	●			-ABS, M/T+A/T, Ch 0176745-	607-109		25	25	52	90	47						4	2	
2.5 TDS, SW (74 kW) Eng. 8144.91		10/84-	●		+ABS, M/T+A/T, Ch -0176744	613-020				25	86	96									
		10/84-	●			-ABS, M/T+A/T, Ch -0176744	613-089				25	86	96								
		10/84-		●		-ABS, M/T+A/T, Ch -0176744	614-002				25	62	81								
			10/84-	●		+ABS, M/T+A/T, Ch -0176744	607-094	90	25	25	54,5	90	47						11	2	
	10/84-		●			-ABS, M/T+A/T, Ch -0176744	607-103		25	25	54,5	90	47						11	2	
		10/84-		●		-ABS, M/T+A/T, Ch -0176744	617-002			25		100									
2.5 TDS, SW (85 kW) Eng. 8144.97Y		88-5/92	●		-ABS, M/T+A/T, Ch 0176745-	613-092				25	86	96									
		88-94	●			+ABS, M/T+A/T	613-020				25	86	96								
		1/93-94	●			+ABS, M/T+A/T	607-155	44	27	25	60	87	49						4	2	
		88-5/92	●			+ABS, M/T+A/T, Ch 0176745-	607-095	90	25	25	52	90	47						4	2	
		88-5/92	●			-ABS, M/T+A/T, Ch 0176745-	607-109		25	25	52	90	47						4	2	

<b>Thema (834) '84-'97</b>			L/R			NOTE	CIFAM ref.	ABS	A	B	C	D	E	F	H	I	L	M	Fig	
2.8 V6 i.e. (110 kW) Eng. 834E.000		10/84-6/87		•		-ABS, M/T+A/T	613-089				25	86	96							
		10/84-6/87			•	-ABS, M/T+A/T	614-002				25	62	81							
		10/84-6/87		•		-ABS, M/T+A/T	607-103		25	25	54,5	90	47					11	2	
		10/84-6/87			•	-ABS, M/T+A/T	617-002			25		100								
3.0 V6, SW (126 kW) Eng. 834F.000		1/93-94		•		+/-ABS	613-020				25	86	96							
		1/93-94		•		+ABS	607-155	44	27	25	60	87	49					4	2	
		1/93-94		•		-ABS	607-154		27	25	60	90	49					4	2	
<b>Trevi (828DB) '80-'87</b>			L/R			NOTE	CIFAM ref.	ABS	A	B	C	D	E	F	H	I	L	M	Fig	
1.6 (74 kW) Eng. 828B.000		80-84		•			613-089				25	86	96							
		80-84			•		614-002				25	62	81							
		80-84		•			607-103		25	25	54,5	90	47					11	2	
		80-84			•		617-002			25		100								
2.0 i.e. (90 kW) Eng. 828B4.000		80-84		•			613-089				25	86	96							
		80-84			•		614-002				25	62	81							
		80-84		•			607-103		25	25	54,5	90	47					11	2	
		80-84			•		617-002			25		100								
2.0 Volumex (99 kW) Eng. 828B7.000		83-84		•			613-089				25	86	96							
		83-84			•		614-002				25	62	81							
		83-84		•			607-103		25	25	54,5	90	47					11	2	
		83-84			•		617-002			25		100								
<b>Y (840A) '95-'03</b>			L/R			NOTE	CIFAM ref.	ABS	A	B	C	D	E	F	H	I	L	M	Fig	
1.1 (40 kW) Eng. 176B2.000		95-		•		+/-ABS	613-538				20	68	80							
		95-		•		+ABS	607-106	44	22	20	71,6	80	40					4a	3	
		95-		•		-ABS	607-105		22	20	71,6	80	40					4a	3	
		96-	L				+ABS	655-237	44	22	19	22	80	67		80	61	585	s16	
		96-	L				-ABS	655-235		22	19	22	80	67		80	61	585	s16	
		96-	R				+ABS	655-238	44	22	19	22	80	67		80	61	870	s16	
		96-	R				-ABS	655-236		22	19	22	80	67		80	61	870	s16	













Y (840A) '95-'03		L/R			NOTE	CIFAM ref.	ABS	A	B	C	D	E	F	H	I	L	M	Fig		
1.2 (44 kW) Eng. 840A3.000/ A4.000		96-		●	+/-ABS, M/T	<b>613-538</b>				20	68	80								
		96-		●	+ABS, M/T	<b>607-106</b>	44	22	20	71,6	80	40						4a	3	
		96-		●	-ABS, M/T	<b>607-105</b>		22	20	71,6	80	40							4a	3
		96-	L			Ch 3359481-	<b>655-715</b>		22			75			90		585			
		96-	L			+ABS, Ch -3336902	<b>655-237</b>	44	22	19	22	80	67		80	61	585	s16		
		96-	L			-ABS, Ch -3336902	<b>655-235</b>		22	19	22	80	67		80	61	585	s16		
		96-	L			-ABS, 6Sp, Ch -3336902	<b>655-245</b>		22	20	22	80	72		80	61	585	s16		
		96-	R			Ch 3359481-	<b>655-716</b>		22			75			90		870			
		96-	R			+ABS, Ch -3336902	<b>655-238</b>	44	22	19	22	80	67		80	61	870	s16		
		96-	R			-ABS, Ch -3336902	<b>655-236</b>		22	19	22	80	67		80	61	870	s16		
96-		R			-ABS, 6Sp, Ch -3336902	<b>655-246</b>		22	20	22	80	72		80	61	870	s16			
1.2 16v (59 kW) Eng. 188A5.000		00-		●		<b>613-216</b>				20	68	80								
		00-		●		<b>607-296</b>		22	21	51	75	40						4a	1	
		00-	L			Ch 3395978-	<b>655-715</b>		22			75			90		585			
		00-	R			Ch 3395978-	<b>655-716</b>		22			75			90		870			
1.2 16v (63 kW) Eng. 176B9.000		97-00		●	Vett 3395979-	<b>613-216</b>				20	68	80								
		97-00		●	+/-ABS, M/T, Vett -3336902	<b>613-538</b>				20	68	80								
		97-00		●	-ABS, M/T	<b>613-535</b>				20	68	80								
		97-00		●	Vett 3336903-3395978	<b>607-309</b>		22	20	51	80	40							4a	3
		97-00		●	Vett 3395979-	<b>607-296</b>		22	21	51	75	40							4a	1
		97-00		●	+ABS, M/T, Vett -3336902	<b>607-106</b>	44	22	20	71,6	80	40							4a	3
		97-00		●	-ABS, M/T, Vett -3336902	<b>607-105</b>		22	20	71,6	80	40							4a	3
1.4 12v (55 kW) Eng. 840A4.000		96-		●	+/-ABS, M/T+A/T	<b>613-538</b>				20	68	80								
		96-		●	+ABS, M/T+A/T	<b>607-106</b>	44	22	20	71,6	80	40							4a	3
		96-		●	-ABS, M/T+A/T	<b>607-105</b>		22	20	71,6	80	40							4a	3
		96-	L			-ABS, Ch -3336902	<b>655-245</b>		22	20	22	80	72		80	61	585	s16		
		96-	R			-ABS, Ch -3336902	<b>655-236</b>		22	19	22	80	67		80	61	870	s16		
1.4 12v (59 kW) Eng. 840A2.000		96-		●	+/-ABS, M/T+A/T	<b>613-538</b>				20	68	80								
		96-		●	+ABS, M/T+A/T	<b>607-106</b>	44	22	20	71,6	80	40							4a	3
		96-		●	-ABS, M/T+A/T	<b>607-105</b>		22	20	71,6	80	40							4a	3
		96-	L			-ABS, Ch -3336902	<b>655-245</b>		22	20	22	80	72		80	61	585	s16		
		96-	R			-ABS, Ch -3336902	<b>655-236</b>		22	19	22	80	67		80	61	870	s16		














<b>Y10 (156) '85-'95</b>			L/R			NOTE	CIFAM ref.	ABS	A	B	C	D	E	F	H	I	L	M	Fig	
1.0 Fire (32 kW) Eng. 156A2.100		85-91		•		FWD	<b>613-002</b>				20	68	80							
		85-91		•		FWD	<b>607-019</b>		20	20	43,1	80	55					4	3	
1.0 Fire (33 kW) Eng. 156A2.000		85-89		•		FWD	<b>613-002</b>				20	68	80							
		85-89		•		FWD	<b>607-019</b>		20	20	43,1	80	55					4	3	
1.0 Fire, 4WD (33 kW) Eng. 156A2.246		87-92		•		FWD	<b>613-002</b>				20	68	80							
		87-92		•		FWD	<b>607-019</b>		20	20	43,1	80	55					4	3	
1.0 Fire, 4WD (37 kW) Eng. 146A2.166		1/85-92		•		FWD	<b>613-002</b>				20	68	80							
		1/85-92		•		FWD	<b>607-019</b>		20	20	43,1	80	55					4	3	
1.1 Avenue, 4WD (40 kW) Eng. 176B2.000		95-		•		FWD, M/T	<b>613-002</b>				20	68	80							
		95-		•		FWD, M/T	<b>607-019</b>		20	20	43,1	80	55					4	3	
1.1 i.e, 4WD (42 kW) Eng. 156C.000		89-92		•		FWD	<b>613-002</b>				20	68	80							
		89-92		•		FWD	<b>607-019</b>		20	20	43,1	80	55					4	3	
1.1 i.e. Fire, 4WD (37 kW) Eng. 156C.046		89-95		•		FWD	<b>613-002</b>				20	68	80							
		89-95		•		FWD	<b>607-019</b>		20	20	43,1	80	55					4	3	
1.3 i.e. Fire (53 kW) Eng. 146A5.046		87-		•			<b>613-002</b>				20	68	80							
		87-		•			<b>607-019</b>		20	20	43,1	80	55					4	3	
1.3 i.e. Fire (53 kW) Eng. 156B.000		87-		•			<b>613-002</b>				20	68	80							
		87-		•			<b>607-019</b>		20	20	43,1	80	55					4	3	
<b>Ypsilon I (843) '03-</b>			L/R			NOTE	CIFAM ref.	ABS	A	B	C	D	E	F	H	I	L	M	Fig	
1.2 (51 kW) Eng. 169A4/ A5.000		10-		•			<b>613-216</b>				20	68	80							
		10-		•			<b>607-296</b>		22	21	51	75	40					4a	1	
1.2 16v (59 kW) Eng. 188A5.000		03-		•			<b>613-216</b>				20	68	80							
		03-		•			<b>607-296</b>		22	21	51	75	40					4a	1	
		03-	L			M/T	<b>655-825</b>		22	22		75	72		90	61	636	s3		
		03-	R			M/T	<b>655-826</b>		22	22		75	72		90	61	864	s3		
1.2 8v (44 kW) Eng. 188A4.000		03-		•			<b>613-216</b>				20	68	80							
		03-		•			<b>607-296</b>		22	21	51	75	40					4a	1	
		03-	L			M/T	<b>655-825</b>		22	22		75	72		90	61	636	s3		
		03-	R			M/T	<b>655-826</b>		22	22		75	72		90	61	864	s3		



























Ypsilon I (843) '03-			L/R			NOTE	CIFAM ref.	ABS	A	B	C	D	E	F	H	I	L	M	Fig		
1.3 MJT (51 kW) Eng. 188A9.000		8/03-		•			613-310				22	76	113								
		8/03-		•			607-448		25	28	51	83	48						4	3	
		03-	L			M/T, Delphi	655-844		25			82,7	100		84			484	s10		
		03-	R			M/T, Delphi	655-845		25			82,7	100		84			505	s10		
1.3 MJT (55 kW) Eng. 199A2.000		06-		•			613-310				22	76	113								
		06-		•			607-448		25	28	51	83	48						4	3	
1.3 MJT (77 kW) Eng. 843A2.000		08-		•			613-287				25	78	130								
		08-		•			607-449		25	24	51	84	46						4	1	
1.3 MJT 16v (66 kW) Eng. 199A3.000		06-		•			613-287				25	78	130								
		06-		•			607-449		25	24	51	84	46						4	1	
1.4 (57 kW) Eng. 350A1.000		06-		•			613-216				20	68	80								
		06-		•			607-296		22	21	51	75	40						4a	1	
1.4 16v (70 kW) Eng. 843A1.000		03-		•			613-216				20	68	80								
		03-		•			607-296		22	21	51	75	40						4a	1	
		03-	L			M/T	655-825		22	22		75	72		90	61	636	s3			
		03-	R			M/T	655-826		22	22		75	72		90	61	864	s3			
1.4 LPG (57 kW) Eng. 350A1.000		10-		•			613-216				20	68	80								
		10-		•			607-296		22	21	51	75	40						4a	1	
Zeta (220) '95-'02			L/R			NOTE	CIFAM ref.	ABS	A	B	C	D	E	F	H	I	L	M	Fig		
2.0 16v (100 kW) Eng. RFN(EW10J4)		00-02		•		+ABS	613-170				25	86	96								
		00-02		•		+ABS	607-222	48	27	34	58,6	89,9	49						11	2	
		00-02	L			+ABS, G.Box:BE3	655-140	48	27		24	90	81	33	82	62	647	s3			
		00-02	L			-ABS, G.Box:BE3	655-138		27		24	90	81	33	82	62	647	s3			
		00-02	R			+ABS, G.Box:BE3	655-141	48	27		24	90	81	33	82	350	936	s4			
		00-02	R			-ABS, G.Box:BE3	655-139		27		24	90	81	33	82	350	936	s4			
2.0 16v (97 kW) Eng. RFV(XU10J4R)		98-00		•		+ABS	613-170				25	86	96								
		98-00		•		+ABS	607-222	48	27	34	58,6	89,9	49						11	2	
		98-00	L			+ABS, G.Box:BE3	655-140	48	27		24	90	81	33	82	62	647	s3			
		98-00	L			-ABS, G.Box:BE3	655-138		27		24	90	81	33	82	62	647	s3			
		98-00	R			+ABS, G.Box:BE3	655-141	48	27		24	90	81	33	82	350	936	s4			
		98-00	R			-ABS, G.Box:BE3	655-139		27		24	90	81	33	82	350	936	s4			




































## LANCIA










		L/R			NOTE	CIFAM ref.	ABS	A	B	C	D	E	F	H	I	L	M	Fig		
<b>Zeta (220) '95-'02</b> 2.0 JTD, 16v (80 kW) Eng. RHW/ RHZ(DW10ATED/ 4)		99-02		●	+ABS	<b>613-375</b>				22	82	126								
		99-02		●	+ABS	<b>607-546</b>	48	27	39	58	100,3	50					11	2		
		9/99-9/02	L			+ABS, M/T	<b>655-956</b>	48	27		37	100	89	38,7	-	68,5	632			
		9/99-9/02	R			+ABS, M/T	<b>655-957</b>	48	27		37	100	89	38,7	-	369	955			
		99-02	L			M/T	<b>655-672</b>		27	37		100	89	38,7		68,5	632			
		99-02	R			M/T	<b>655-673</b>		27	37		100	89	38,7		369	955			
<b>2.0 T. (108 kW) Eng. RGX(XU10J2CTE)</b>		95-		●	+ABS	<b>613-172</b>				28	95	85								
		95-		●	+ABS	<b>607-224</b>	48	27	39	59	100,45	49,5					11	2		
		95-	L			+ABS, G.Box:ME5K	<b>655-144</b>	48	27		37	100	89	38,7	82	68,5	641	s3		
		95-	L			-ABS, G.Box:ME5K	<b>655-142</b>		27		37	100	89	38,7	82	68,5	642	s3		
		95-	R			+ABS, G.Box:ME5K	<b>655-145</b>	48	27		37	100	89	38,7	82	369	942	s4		
		95-	R			-ABS, G.Box:ME5K	<b>655-143</b>		27		37	100	89	38,7	82	369	942	s4		
<b>2.1 TD (80 kW) Eng. P8C</b>		96-99		●	+ABS	<b>613-172</b>				28	95	85								
		96-99		●	+ABS	<b>607-224</b>	48	27	39	59	100,45	49,5					11	2		
		96-99	L			+ABS, G.Box:ME5K	<b>655-144</b>	48	27		37	100	89	38,7	82	68,5	641	s3		
		96-99	L			-ABS, G.Box:ME5K	<b>655-142</b>		27		37	100	89	38,7	82	68,5	642	s3		
		96-99	R			+ABS, G.Box:ME5K	<b>655-145</b>	48	27		37	100	89	38,7	82	369	942	s4		
		96-99	R			-ABS, G.Box:ME5K	<b>655-143</b>		27		37	100	89	38,7	82	369	942	s4		

## LAND ROVER














		L/R			NOTE	CIFAM ref.	ABS	A	B	C	D	E	F	H	I	L	M	Fig	
<b>Discovery III (TAA) '04-'09</b> 2.7 TD (140 kW) Eng. 276DT		04-09		●	+ABS, M/T	<b>613-474</b>				27	98	140							
		04-09		●	+ABS, M/T	<b>607-702</b>	48	29	27	74	100	58,9					11	1	
<b>4.0 V6 4WD (156-160 kW) Eng. 406PN</b>		04-		●	+ABS	<b>613-474</b>				27	98	140							
		04-		●	+ABS	<b>607-702</b>	48	29	27	74	100	58,9					11	1	
<b>4.4 (220 kW) Eng. 448PN</b>		04-09		●	+ABS	<b>613-474</b>				27	98	140							
		04-09		●	+ABS	<b>607-702</b>	48	29	27	74	100	58,9					11	1	
<b>Discovery IV (LA) '09-</b> 2.7 TDV6 (140 kW) Eng. 27DDTX		09-		●	+ABS, A/T	<b>613-473</b>				26	86	138							
		09-		●	+ABS, M/T	<b>613-474</b>				27	98	140							
		09-		●	+ABS, A/T	<b>607-701</b>	48	29	26	74	90,8	58,9						11	1
		09-		●	+ABS, M/T	<b>607-702</b>	48	29	27	74	100	58,9						11	1

Discovery IV (LA) '09-			L/R			NOTE	CIFAM ref.	ABS	A	B	C	D	E	F	H	I	L	M	Fig	
3.0 SDV6 (188 kW) Eng. 30DDTX		11-		●		+ABS, A/T, 6/8Sp	613-473				26	86	138							
		11-		●		+ABS, A/T, 6/8Sp	607-701	48	29	26	74	90,8	58,9					11	1	
3.0 TD (155 kW) Eng. 30DDTX		10-		●		+ABS, A/T, 8Sp	613-473				26	86	138							
		10-		●		+ABS, A/T, 8Sp	607-701	48	29	26	74	90,8	58,9					11	1	
3.0 TDV6 (180 kW) Eng. 30DDTX		09-		●		+ABS	613-473				26	86	138							
		09-		●		+ABS	607-701	48	29	26	74	90,8	58,9					11	1	
5.0 V8 (276 kW) Eng. 50SD4R/ 508PN		09-		●		+ABS	613-474				27	98	140							
		09-		●		+ABS	607-702	48	29	27	74	100	58,9					11	1	
Freelander I (LN) '98-'06			L/R			NOTE	CIFAM ref.	ABS	A	B	C	D	E	F	H	I	L	M	Fig	
1.8 16v (86 kW) Eng. 18K16HOL/ HOU/ 18K4F		00-		●		+ABS, M/T	613-520				26	86	138							
		00-		●		+ABS, M/T	607-537	60	28	32	56	92,4	53,5					1	2	
		00-2/06	L/R				+ABS, M/T, Ch -1A999999	655-1048	60	28		25	92	-	-	85	57	613		
		00-2/06	L/R				+ABS, RWD, M/T, Ch -1A999999	655-1049	60											
1.8 16v, SoftTop (88 kW) Eng. 18K16		98-		●		+ABS, M/T	613-520				26	86	138							
		98-		●		+ABS, M/T	607-537	60	28	32	56	92,4	53,5					1	2	
		98-2/06	L/R				+ABS, M/T, Ch -1A999999	655-1048	60	28		25	92	-	-	85	57	613		
		98-2/06	L/R				+ABS, RWD, M/T, Ch -1A999999	655-1049	60											
2.0 Di, Soft Top (72 kW) Eng. 20T2N		98-		●		+ABS, M/T	613-520				26	86	138							
		98-		●		+ABS, M/T	607-537	60	28	32	56	92,4	53,5					1	2	
		98-11/00	L/R				+ABS, M/T, Ch -1A999999	655-1048	60	28		25	92	-	-	85	57	613		
		98-11/00	L/R				+ABS, RWD, M/T, Ch -1A999999	655-1049	60											
2.0 TD4 (80-82 kW) Eng. TD4/ M47R		00-		●		+ABS, M/T	613-520				26	86	138							
		00-		●		+ABS, M/T	607-537	60	28	32	56	92,4	53,5					1	2	
		00-2/06	L/R				+ABS, RWD, M/T, Ch -1A999999	655-1049	60											
		11/00-2/06	L				+ABS, M/T, Ch -1A999999	655-1044	60	28		25	92	-	-	85	57	630		
		11/00-2/06	L				-ABS, M/T, Ch 2A000001-	655-1046		28		25	92	-	-	85	57	630		
		11/00-2/06	R				+ABS, M/T, Ch -1A999999	655-1045	60	28		25	92	-	-	85	57	595		
11/00-2/06	R				-ABS, M/T, Ch 2A000001-	655-1047		28		25	92	-	-	85	57	595				






Freelander I (LN) '98-'06			L/R			NOTE	CIFAM ref.	ABS	A	B	C	D	E	F	H	I	L	M	Fig		
2.5 V6 (130 kW) Eng. 25K4F		00-		•		+ABS, M/T	613-520				26	86	138								
		00-		•		+ABS, M/T	607-537	60	28	32	56	92,4	53,5					1	2		
		00-2/06	L/R				+ABS, RWD, M/T, Ch -1A999999	655-1049	60												
		11/00-2/06	L				+ABS, M/T, Ch -1A999999	655-1044	60	28		25	92	-	-	85	57	630			
		11/00-2/06	L				-ABS, M/T, Ch 2A000001-	655-1046		28		25	92	-	-	85	57	630			
		11/00-2/06	R				+ABS, M/T, Ch -1A999999	655-1045	60	28		25	92	-	-	85	57	595			
		11/00-2/06	R				-ABS, M/T, Ch 2A000001-	655-1047		28		25	92	-	-	85	57	595			
Freelander II (FA) '06-			L/R			NOTE	CIFAM ref.	ABS	A	B	C	D	E	F	H	I	L	M	Fig		
2.2 SD4 (140 kW) Eng. 22DDER		10-		•		FWD	613-469				27	98	140								
		10-		•		FWD	607-696		40	27	57,5	100	52,3					13	1		
2.2 TD4 (110-112-115 kW) Eng. 224DT		07-		•		FWD	613-469				27	98	140								
		07-		•		FWD	607-696		40	27	57,5	100	52,3					13	1		
2.2 TD4 (118 kW) Eng. 22DDER		06-		•		FWD	613-469				27	98	140								
		06-		•		FWD	607-696		40	27	57,5	100	52,3					13	1		
3.2 (171 kW) Eng. B6324S		2/06-		•		FWD	613-469				27	98	140								
		2/06-		•		FWD	607-696		40	27	57,5	100	52,3					13	1		
Range Rover III (LM) '02-			L/R			NOTE	CIFAM ref.	ABS	A	B	C	D	E	F	H	I	L	M	Fig		
3.0 TD6 (130 kW) Eng. 306D1		02-		•		+ABS	613-457				34	105,4	122								
		02-		•		+ABS	607-683	48	30	29	67,8	106	57,8					4	1		
3.6 TDV8 (200 kW) Eng. 368DT		06-		•		+ABS	613-474				27	98	140								
		06-		•		+ABS	607-702	48	29	27	74	100	58,9					11	1		
4.2 (291 kW) Eng. 428PS		05-		•		+ABS	613-457				34	105,4	122								
		05-		•		+ABS	607-683	48	30	29	67,8	106	57,8					4	1		
4.4 (225 kW) Eng. 448PN		05-		•		+ABS	613-457				34	105,4	122								
		05-		•		+ABS	607-683	48	30	29	67,8	106	57,8					4	1		
Range Rover Sport I (LS) '05-			L/R			NOTE	CIFAM ref.	ABS	A	B	C	D	E	F	H	I	L	M	Fig		
2.7 TDVM (140 kW) Eng. 276DT		05-		•		+ABS	613-473				26	86	138								
		05-		•		+ABS	607-701	48	29	26	74	90,8	58,9					11	1		
3.0 TD (188 kW) Eng. 30DDTX		11-		•		+ABS	613-473				26	86	138								
		11-		•		+ABS	607-701	48	29	26	74	90,8	58,9					11	1		

Range Rover Sport I (LS) '05-			L/R			NOTE	CIFAM ref.	ABS	A	B	C	D	E	F	H	I	L	M	Fig
3.6 TDV8 (200 kW) Eng. 368DT		07-		•		+ABS	613-474				27	98	140						
		07-		•		+ABS	607-702	48	29	27	74	100	58,9					11	1
4.2 (287 kW) Eng. 428PS		05-		•		+ABS	613-474				27	98	140						
		05-		•		+ABS	607-702	48	29	27	74	100	58,9					11	1
4.4 V8 (220 kW) Eng. 448PN		05-		•		+ABS	613-474				27	98	140						
		05-		•		+ABS	607-702	48	29	27	74	100	58,9					11	1






## LEXUS




































ES I (F1, F2) '89-'01			L/R			NOTE	CIFAM ref.	ABS	A	B	C	D	E	F	H	I	L	M	Fig
250 (118 kW) Eng. 2VZ-FE		90-91		•			613-166				24	79	98						
		90-91		•			607-207		26	27	56	89,5	59					5	2
GS I (JZS147) '93-'97			L/R			NOTE	CIFAM ref.	ABS	A	B	C	D	E	F	H	I	L	M	Fig
300 (156 kW) Eng. 2JZ-GE		93-97		•		+ABS	607-325	48	30	34	56	92,7						5	2
LS I (UCF10) '89-'94			L/R			NOTE	CIFAM ref.	ABS	A	B	C	D	E	F	H	I	L	M	Fig
400 (180 kW) Eng. 1UZ-FE		90-12/94		•		+ABS	607-325	48	30	34	56	92,7						5	2































## MARUTI

Udyog '90-'94			L/R			NOTE	CIFAM ref.	ABS	A	B	C	D	E	F	H	I	L	M	Fig
0.8 (26 kW) Eng. F8B		-85		•		Old/ Vecchio	613-095				18	63	82						
		85-92		•		SB308	613-070				18	63	82						
		86-92		•		Exc. SB308	613-099				18	62	82,5						
		-85		•		Old/ Vecchio	607-114		23	19	49	71,5	66					3	1
		85-92		•		SB308	607-080		23	19	44	72	65					5	1
		86-92		•		Exc. SB308	607-117		23	18	44	68	65					5	1





























## MAZDA




























121 I (DA) '87-'90			L/R			NOTE	CIFAM ref.	ABS	A	B	C	D	E	F	H	I	L	M	Fig
1.1 (42 kW) Eng. B1/ B116		87-89		•			613-142				19	66	94						
		87-89		•			607-171		24	19	52	71	56					3	1





































			L/R			NOTE	CIFAM ref.	ABS	A	B	C	D	E	F	H	I	L	M	Fig	
<b>121 I (DA) '87-'90</b>																				
1.3 (40-44 kW) Eng. B3		87-89		•			<b>613-142</b>				19	66	94							
		87-89		•			<b>607-171</b>		24	19	52	71	56					3	1	
<b>121 II (DB) '90-'96</b>			L/R			NOTE	CIFAM ref.	ABS	A	B	C	D	E	F	H	I	L	M	Fig	
1.3 (39 kW) Eng. B3		1/90-3/96		•	A/T		<b>613-053</b>				21	73	91							
		1/90-3/96		•	M/T		<b>613-142</b>				19	66	94							
		1/90-3/96		•	A/T		<b>607-157</b>		24	21	52	79	57					3	1	
		1/90-3/96		•	M/T		<b>607-171</b>		24	19	52	71	56					3	1	
1.3 16v (40-53-54 kW) Eng. B3(16v)		1/90-3/96		•	M/T		<b>613-194</b>				20	70	120							
		1/90-3/96		•	M/T		<b>607-261</b>		24	20	52	72	56					3	1	
<b>121 III (JASM, JBSM) '96-</b>			L/R			NOTE	CIFAM ref.	ABS	A	B	C	D	E	F	H	I	L	M	Fig	
1.8 D (44 kW) Eng. RTK/ RTJ		96-		•			<b>613-102</b>				20	78	103							
		96-		•			<b>607-192</b>		25	22	56,6	81	55,5					4	3	
<b>2 I (DY) '03-'07</b>			L/R			NOTE	CIFAM ref.	ABS	A	B	C	D	E	F	H	I	L	M	Fig	
1.25 (55 kW) Eng. FUJA		03-07		•			<b>613-444</b>				22	72	127							
		03-07		•			<b>607-669</b>		25	22	53,3	73,6	55,8					4	1	
1.4 (59 kW) Eng. FXJA		03-07		•			<b>613-444</b>				22	72	127							
		03-07		•			<b>607-669</b>		25	22	53,3	73,6	55,8					4	1	
1.4 TD (50 kW) Eng. F6JA/ F6JB		03-07		•			<b>613-294</b>				20	68	100							
		03-07		•			<b>607-429</b>		25	20	53	72,3	55					4	1	
1.6 (74 kW) Eng. FYJA		03-07		•			<b>613-444</b>				22	72	127							
		03-07		•			<b>607-669</b>		25	22	53,3	73,6	55,8					4	1	
<b>3 I (BK) '03-'09</b>			L/R			NOTE	CIFAM ref.	ABS	A	B	C	D	E	F	H	I	L	M	Fig	
1.3 (62 kW) Eng. ZJ		03-		•			<b>607-603</b>		36	22	55,2	79	48,3					13a	2	
1.6 (77 kW) Eng. Z6		03-		•	M/T		<b>607-603</b>		36	22	55,2	79	48,3					13a	2	
1.6 Di T. (80 kW) Eng. Y601		04-		•			<b>607-535</b>		36	24	55,2	84,3	48,5					13a	2	
2.0 (110 kW) Eng. LF50		03-		•			<b>607-603</b>		36	22	55,2	79	48,3					13a	2	















<b>323 II (BD) '80-'89</b>			L/R			NOTE	CIFAM ref.	ABS	A	B	C	D	E	F	H	I	L	M	Fig	
1.1 (40 kW) Eng. E1		6/80-7/85		•		M/T	<b>613-023</b>				21	73	91							
		6/80-7/85		•		M/T	<b>607-024</b>		24	22	52	79	56					3	1	
1.3 (44-50 kW) Eng. E3		6/80-89		•		M/T+A/T, Incl. Usa	<b>613-023</b>				21	73	91							
		6/80-89		•		M/T+A/T, Incl. Usa	<b>607-024</b>		24	22	52	79	56					3	1	
1.5 (55-59 kW) Eng. E5OHC		80-85		•		M/T, Incl. Usa	<b>613-023</b>				21	73	91							
		80-85		•		M/T, Incl. Usa	<b>607-024</b>		24	22	52	79	56					3	1	
1.5 (63-65-70 kW) Eng. E5		82-86		•		M/T, Incl. Usa	<b>613-023</b>				21	73	91							
		82-86		•		M/T, Incl. Usa	<b>607-024</b>		24	22	52	79	56					3	1	
<b>323 III (BF, BW) '85-'95</b>			L/R			NOTE	CIFAM ref.	ABS	A	B	C	D	E	F	H	I	L	M	Fig	
1.1 (40 kW) Eng. E1		85-12/87		•		M/T	<b>613-023</b>				21	73	91							
		85-12/87		•		M/T	<b>607-024</b>		24	22	52	79	56					3	1	
1.3, SW (40-44 kW) Eng. E3		85-89		•		A/T	<b>613-023</b>				21	73	91							
		85-89		•		M/T	<b>613-053</b>				21	73	91							
		85-89		•		A/T	<b>607-024</b>		24	22	52	79	56					3	1	
		85-89		•		M/T	<b>607-157</b>		24	21	52	79	57					3	1	
1.4 (40-44-49-52 kW) Eng. B3		85-89		•		A/T	<b>613-023</b>				21	73	91							
		85-89		•		M/T	<b>613-053</b>				21	73	91							
		85-89		•		A/T	<b>607-024</b>		24	22	52	79	56					3	1	
		85-89		•		M/T	<b>607-157</b>		24	21	52	79	57					3	1	
1.5 i T. (85 kW) Eng. E5E2		85-12/89		•		M/T	<b>613-187</b>				23	77	91							
		85-12/89		•		M/T	<b>607-254</b>		24	23	52	80	56					3	1	
1.5, SW (54-55-65 kW) Eng. B5/ B5E/ B50/ B53		87-89		•		M/T+A/T	<b>613-023</b>				21	73	91							
		87-89		•		M/T+A/T	<b>607-024</b>		24	22	52	79	56					3	1	
1.5, SW (55-59-63-65 kW) Eng. E5/ B50/ B53		85-8/89		•		M/T+A/T	<b>613-023</b>				21	73	91							
		85-8/89		•		M/T+A/T	<b>607-024</b>		24	22	52	79	56					3	1	
1.6 GT (63-77 kW) Eng. B6D/ E/ F		85-89		•		A/T	<b>613-023</b>				21	73	91							
		85-89		•		A/T	<b>607-024</b>		24	22	52	79	56					3	1	
1.6 GT T., 4WD (103 kW) Eng. B6		85-12/89		•		M/T	<b>613-187</b>				23	77	91							
		85-12/89		•		M/T	<b>607-254</b>		24	23	52	80	56					3	1	






























<b>323 III (BF, BW) '85-'95</b>			L/R			NOTE	CIFAM ref.	ABS	A	B	C	D	E	F	H	I	L	M	Fig
1.6, 4WD SW (63 kW) Eng. B6D/ E/ F/ B65M		86-10/89		●		FWD, M/T	<b>613-187</b>				23	77	91						
		88-89		●		FWD, Usa, H-Back	<b>613-053</b>				21	73	91						
		86-10/89		●		FWD, M/T	<b>607-254</b>		24	23	52	80	56					3	1
		88-89		●		FWD, Usa, H-Back	<b>607-157</b>		24	21	52	79	57						3
1.7 D (40 kW) Eng. PN27		1/86-9/89		●		M/T+A/T	<b>613-023</b>				21	73	91						
		1/86-9/89		●		M/T+A/T	<b>607-024</b>		24	22	52	79	56					3	1
1.7 D (42 kW) Eng. PN46		87-89		●		M/T+A/T	<b>613-023</b>				21	73	91						
		87-89		●		M/T+A/T	<b>607-024</b>		24	22	52	79	56					3	1
1.7 D SW (40 kW) Eng. PN26/ PN54		1/86-9/89		●		M/T+A/T	<b>613-023</b>				21	73	91						
		1/86-9/89		●		M/T+A/T	<b>607-024</b>		24	22	52	79	56					3	1
<b>323 IV (BG) '89-'94</b>			L/R			NOTE	CIFAM ref.	ABS	A	B	C	D	E	F	H	I	L	M	Fig
1.3 (49 kW) Eng. B3E/ B383		7/89-6/91		●		M/T	<b>613-114</b>				21	73	91						
		7/89-6/91		●		M/T	<b>607-137</b>		26	21	56	75,4	63					3	2
1.3 16v (53-54 kW) Eng. B3(16v)		89-7/94		●		M/T+A/T	<b>613-114</b>				21	73	91						
		89-7/94		●		M/T+A/T	<b>607-137</b>		26	21	56	75,4	63					3	2
1.5 (55-63 kW) Eng. E5		11/89-7/94		●		M/T+A/T	<b>613-114</b>				21	73	91						
		89-92		●		Usa/Australia, Eng. B5 DOHC	<b>613-118</b>				21	73	91						
		11/89-7/94		●		M/T+A/T	<b>607-137</b>		26	21	56	75,4	63					3	2
		89-92		●		Usa/Australia, Eng. B5 DOHC	<b>607-141</b>		26	22	56	79	62					3	2
1.6 (62 kW) Eng. B6E		89-91		●		Usa/Australia	<b>613-118</b>				21	73	91						
		89-91		●		M/T+A/T	<b>613-115</b>				23	74	92						
		89-91		●			<b>614-025</b>				23	74	92						
		89-91		●		Usa/Australia	<b>607-141</b>		26	22	56	79	62					3	2
		89-91		●		M/T+A/T	<b>607-138</b>		26	22	56	79	63					3	2
		89-91		●			<b>617-027</b>		24	22	39,4	75,4							
1.6 16v (65 kW) Eng. B6/ D/ E/ F		89-92		●		Usa/Australia	<b>613-118</b>				21	73	91						
		89-94		●		M/T+A/T	<b>613-115</b>				23	74	92						
		89-94		●			<b>614-025</b>				23	74	92						
		89-92		●		Usa/Australia	<b>607-141</b>		26	22	56	79	62					3	2
		89-94		●		M/T+A/T	<b>607-138</b>		26	22	56	79	63					3	2
		89-94		●			<b>617-027</b>		24	22	39,4	75,4							

<b>323 IV (BG) '89-'94</b>			L/R			NOTE	CIFAM ref.	ABS	A	B	C	D	E	F	H	I	L	M	Fig	
1.7 D (42 kW) Eng. PN46/ PN54/ PN62		89-94		•		M/T, Eng. PN46	<b>613-114</b>				21	73	91							
		89-94		•		M/T, Eng. PN46	<b>607-137</b>		26	21	56	75,4	63					3	2	
1.8 16v GT (94 kW) Eng. BP(DOHC)		89-92		•		FWD, Incl. Usa/Australia	<b>613-118</b>				21	73	91							
		90-92		•		Incl. Usa	<b>613-121</b>				20	75	91,5							
		90-92		•		+ABS, Incl. Usa	<b>613-122</b>				24	79	98							
		89-92		•		FWD, Incl. Usa/Australia	<b>607-141</b>		26	22	56	79	62						3	2
		90-92		•		Incl. Usa	<b>607-146</b>		26	30	56	83	62						3	2
		90-92		•		+ABS, Incl. Usa	<b>607-304A</b>	44	26	30	56	82,8	63						3	2
1.8 16v, 4WD (76 kW) Eng. BPKat/ BP52		89-94		•		+ABS, FWD, 4WD	<b>613-120</b>				24	79	98							
		89-94		•		+ABS, FWD, 4WD	<b>607-350</b>	44	26	23	56	82,8	63					3	2	
<b>323 V (BA) '94-'98</b>			L/R			NOTE	CIFAM ref.	ABS	A	B	C	D	E	F	H	I	L	M	Fig	
1.3 16v (54 kW) Eng. B3(16v)		8/94-9/98		•		M/T+A/T	<b>613-123</b>				19	77,5	90							
		8/94-9/98		•		+ABS	<b>613-124</b>				19	77,5	90							
		8/94-9/98		•		M/T+A/T	<b>607-384</b>		26	22	56	80	63						3	1
		8/94-9/98		•		+ABS	<b>607-372</b>	44	26	22	56	81,9	63						3	1
1.5 16v (65 kW) Eng. Z5-DE		6/94-98		•		+ABS	<b>613-124</b>				19	77,5	90							
		6/94-98		•		-ABS, M/T+A/T	<b>613-123</b>				19	77,5	90							
		6/94-98		•		+ABS	<b>607-372</b>	44	26	22	56	81,9	63						3	1
		6/94-98		•		-ABS, M/T+A/T	<b>607-384</b>		26	22	56	80	63						3	1
1.7 TD (60 kW) Eng. 4EE1-T		2/95-9/98		•		+/-ABS	<b>613-122</b>				24	79	98							
		2/95-9/98		•		+ABS	<b>607-304A</b>	44	26	30	56	82,8	63					3	2	
		2/95-9/98		•		-ABS	<b>607-304</b>		26	30	56	82,6	63					3	2	
1.8 16v (84-103 kW) Eng. BP-ZE		94-98		•		+/-ABS	<b>613-122</b>				24	79	98							
		94-98		•		+ABS	<b>607-304A</b>	44	26	30	56	82,8	63					3	2	
		94-98		•		-ABS	<b>607-304</b>		26	30	56	82,6	63					3	2	
2.0 D (52 kW) Eng. RF		96-98		•		+ABS	<b>613-124</b>				19	77,5	90							
		96-98		•		-ABS	<b>613-123</b>				19	77,5	90							
		96-98		•		+ABS	<b>607-372</b>	44	26	22	56	81,9	63						3	1
		96-98		•		-ABS	<b>607-384</b>		26	22	56	80	63						3	1
<b>323 VI (BJ) '98-</b>			L/R			NOTE	CIFAM ref.	ABS	A	B	C	D	E	F	H	I	L	M	Fig	
1.3 (53 kW) Eng. B3		01-		•			<b>613-327</b>				22	72	90,5							
		01-		•			<b>607-473</b>		26	28	56	76,2	66						3	2

































<b>323 VI (BJ) '98-</b>			L/R 		NOTE	CIFAM ref.	ABS	A	B	C	D	E	F	H	I	L	M	Fig	
1.3 16v (54 kW) Eng. B3ME		98-01		•		<b>613-327</b>				22	72	90,5							
		98-01		•		<b>607-473</b>		26	28	56	76,2	66					3	2	
1.5 16v (65 kW) Eng. ZL-DE		98-01		•		<b>613-327</b>				22	72	90,5							
		98-01		•		<b>607-473</b>		26	28	56	76,2	66					3	2	
1.6 (70-72 kW) Eng. ZM		01-		•		<b>613-327</b>				22	72	90,5							
		01-		•		<b>607-473</b>		26	28	56	76,2	66					3	2	
1.8 16v (74-84 kW) Eng. FP		98-01		•		<b>613-326</b>				23	76,3	114,8							
		98-01		•		<b>607-472</b>		26	29	55,96	79,7	63					3	2	
2.0 (96 kW) Eng. FS7E/ G		01-		•		<b>613-326</b>				23	76,3	114,8							
		01-		•		<b>607-472</b>		26	29	55,96	79,7	63					3	2	
2.0 D (52 kW) Eng. RF		98-		•		<b>613-326</b>				23	76,3	114,8							
		98-		•		<b>607-472</b>		26	29	55,96	79,7	63					3	2	
2.0 TD (66 kW) Eng. RF-T		98-		•		<b>613-326</b>				23	76,3	114,8							
		98-		•		<b>607-472</b>		26	29	55,96	79,7	63					3	2	
<b>6 I (GG,GY), SW '02-'07</b>			L/R 		NOTE	CIFAM ref.	ABS	A	B	C	D	E	F	H	I	L	M	Fig	
1.8 (88 kW) Eng. L813		02-05		•	+ABS	<b>607-525</b>	44	28	32	56,6	96,7	63					3	2	
2.0 (104 kW) Eng. LF17/ LF18		02-		•	+ABS	<b>607-525</b>	44	28	32	56,6	96,7	63					3	2	
2.3 (122 kW) Eng. L3C1		02-		•	+ABS	<b>607-525</b>	44	28	32	56,6	96,7	63					3	2	
<b>626 II (GC) '82-'87</b>			L/R 		NOTE	CIFAM ref.	ABS	A	B	C	D	E	F	H	I	L	M	Fig	
1.6 (55-59 kW) Eng. F6		10/82-6/87		•	M/T+A/T	<b>613-060</b>				21	73	91							
		10/82-6/87		•	M/T+A/T	<b>607-069</b>		26	23	52	82,6	62					3	1	
1.8 (66-70 kW) Eng. F8		10/82-6/87		•	M/T+A/T	<b>613-060</b>				21	73	91							
		10/82-6/87		•	M/T+A/T	<b>607-069</b>		26	23	52	82,6	62					3	1	
2.0 D (44-46-55-60 kW) Eng. RF46		1/83-6/87		•	M/T+A/T	<b>613-040</b>				25	86	96							
		1/83-6/87		•	M/T+A/T	<b>607-042</b>		26	25	52	89,5	62					3	1	
2.0 GT (88 kW) Eng. FE		83-87		•		<b>613-040</b>				25	86	96							
		83-87		•	Usa	<b>613-051</b>				25	86	96							
		83-87		•		<b>607-042</b>		26	25	52	89,5	62					3	1	
		83-87		•	Usa	<b>607-058</b>		26	25	52	89,5	62					3	1	

<b>626 II (GC) '82-'87</b>			L/R			NOTE	CIFAM ref.	ABS	A	B	C	D	E	F	H	I	L	M	Fig	
2.0, 12v (60-63-66-68-70-74-79-81-85 kW) Eng. FE		10/82-6/87		•			<b>613-040</b>				25	86	96							
		82-87		•	Usa		<b>613-051</b>				25	86	96							
		10/82-6/87		•			<b>607-042</b>		26	25	52	89,5	62						3	1
		82-87		•	Usa		<b>607-058</b>		26	25	52	89,5	62						3	1
<b>626 III (GD,GV), SW '87-'97</b>			L/R			NOTE	CIFAM ref.	ABS	A	B	C	D	E	F	H	I	L	M	Fig	
1.6, Coupe (60 kW) Eng. F6		87-92		•	A/T		<b>613-119</b>				20	75	91,5							
		87-92		•	M/T		<b>613-112</b>				21	73	91							
		87-92		•	A/T		<b>607-145</b>		26	23	56	83	62						3	1
		87-92		•	M/T		<b>607-135</b>		26	23	56	83	62						3	1
1.8 H-Back (69 kW) Eng. F8		87-92		•	A/T, Mod. GD8P, GD85T		<b>613-119</b>				20	75	91,5							
		87-92		•	M/T, Mod. GD8P		<b>613-112</b>				21	73	91							
		89-92		•	M/T, Mod. GD8R		<b>613-114</b>				21	73	91							
		9/87-92		•	M/T+A/T, Mod. GD8S, SW		<b>613-050</b>				25	85	102							
		87-92		•	A/T, Mod. GD8P, GD85T		<b>607-145</b>		26	23	56	83	62						3	1
		87-92		•	M/T, Mod. GD8P		<b>607-135</b>		26	23	56	83	62						3	1
		89-92		•	M/T, Mod. GD8R		<b>607-137</b>		26	21	56	75,4	63						3	2
		9/87-92		•	M/T+A/T, Mod. GD8S, SW		<b>607-059</b>		26	25	56	89,5	62						3	1
1.8, Coupe (65-69 kW) Eng. F8		87-92		•	A/T, Mod. GD8P, GD85T		<b>613-119</b>				20	75	91,5							
		87-92		•	M/T, Mod. GD8P		<b>613-112</b>				21	73	91							
		89-92		•	M/T, Mod. GD8R		<b>613-114</b>				21	73	91							
		9/87-92		•	M/T+A/T, Mod. GD8S, SW		<b>613-050</b>				25	85	102							
		87-92		•	A/T, Mod. GD8P, GD85T		<b>607-145</b>		26	23	56	83	62						3	1
		87-92		•	M/T, Mod. GD8P		<b>607-135</b>		26	23	56	83	62						3	1
		89-92		•	M/T, Mod. GD8R		<b>607-137</b>		26	21	56	75,4	63						3	2
		9/87-92		•	M/T+A/T, Mod. GD8S, SW		<b>607-059</b>		26	25	56	89,5	62						3	1

626 III (GD,GV), SW '87-'97		L/R			NOTE	CIFAM ref.	ABS	A	B	C	D	E	F	H	I	L	M	Fig			
2.0 12v, Coupe (60-63-66-68-70-74-79-81-85-88 kW) Eng. FE(12v)		1/90-12/92	●		+ABS, South Africa	613-193				25	85	102									
		89-92	●		M/T	613-114				21	73	91									
		9/87-92	●		A/T	613-050				25	85	102									
		9/87-92	●		+ABS, M/T	613-230				25	85	102									
		9/87-92	●		-ABS, M/T	613-212				24	90	94,5									
		1/90-12/92	●			+ABS, South Africa	607-278	90	26	25	56	89,5	63						3	1	
		89-92	●			M/T	607-137		26	21	56	75,4	63						3	2	
		9/87-92	●			A/T	607-059		26	25	56	89,5	62						3	1	
		9/87-92	●			+ABS, M/T	607-328	44	28	26	56	94							3	1	
		9/87-92	●			-ABS, M/T	607-291		28	26	56	94	62,5						3	2	
2.0 16v, Coupe (103 kW) Eng. FEKat.(16v)		1/90-12/92	●		+ABS, South Africa	613-193				25	85	102									
		89-92	●		M/T	613-114				21	73	91									
		9/87-92	●		A/T	613-050				25	85	102									
		9/87-92	●		+ABS, M/T	613-230				25	85	102									
		9/87-92	●		-ABS, M/T	613-212				24	90	94,5									
		1/90-12/92	●			+ABS, South Africa	607-278	90	26	25	56	89,5	63						3	1	
		89-92	●			M/T	607-137		26	21	56	75,4	63						3	2	
		9/87-92	●			A/T	607-059		26	25	56	89,5	62						3	1	
		9/87-92	●			+ABS, M/T	607-328	44	28	26	56	94							3	1	
		9/87-92	●			-ABS, M/T	607-291		28	26	56	94	62,5						3	2	
2.0 16v, Coupe (109 kW) Eng. FEKat.(16v)		1/90-12/92	●		+ABS, South Africa	613-193				25	85	102									
		89-92	●		M/T	613-114				21	73	91									
		9/87-92	●		A/T	613-050				25	85	102									
		9/87-92	●		+ABS, M/T	613-230				25	85	102									
		9/87-92	●		-ABS, M/T	613-212				24	90	94,5									
		1/90-12/92	●			+ABS, South Africa	607-278	90	26	25	56	89,5	63						3	1	
		89-92	●			M/T	607-137		26	21	56	75,4	63						3	2	
		9/87-92	●			A/T	607-059		26	25	56	89,5	62						3	1	
	9/87-92	●			+ABS, M/T	607-328	44	28	26	56	94							3	1		
	9/87-92	●			-ABS, M/T	607-291		28	26	56	94	62,5						3	2		



































626 III (GD,GV), SW '87-'97			L/R			NOTE	CIFAM ref.	ABS	A	B	C	D	E	F	H	I	L	M	Fig	
2.0 D (44-46-55-60 kW) Eng. RF-N		9/87-92		•		A/T	613-050				25	85	102							
		9/87-92		•			+ABS, M/T	613-230				25	85	102						
		9/87-92		•			-ABS, M/T	613-212				24	90	94,5						
		9/87-92		•			A/T	607-059		26	25	56	89,5	62					3	1
		9/87-92		•			+ABS, M/T	607-328	44	28	26	56	94						3	1
		9/87-92		•			-ABS, M/T	607-291		28	26	56	94	62,5					3	2
2.0 D Comprex SW (55 kW) Eng. RF-CX		93-96		•		M/T+A/T	613-112				21	73	91							
		93-96		•			M/T+A/T	607-135		26	23	56	83	62				3	1	
2.0, Coupe (66 kW) Eng. FEKat.		87-90		•		M/T	613-050				25	85	102							
		87-90		•			M/T	607-059		26	25	56	89,5	62				3	1	
2.2 12v, Coupe, 4WD (65-85-94-100 kW) Eng. F2		9/87-92		•		A/T	613-050				25	85	102							
		9/87-92		•			+ABS, M/T	613-230				25	85	102						
		9/87-92		•			-ABS, M/T	613-212				24	90	94,5						
		9/87-92		•			A/T	607-059		26	25	56	89,5	62					3	1
		9/87-92		•			+ABS, M/T	607-328	44	28	26	56	94						3	1
		9/87-92		•			-ABS, M/T	607-291		28	26	56	94	62,5					3	2
626 IV (GE), Cronos '92-'97			L/R			NOTE	CIFAM ref.	ABS	A	B	C	D	E	F	H	I	L	M	Fig	
1.8 i (66 kW) Eng. FP		94-97		•		Usa	613-121				20	75	91,5							
		94-97		•			+ABS, M/T+A/T	613-235				24	79	98						
		94-97		•			-ABS, M/T+A/T	613-197				24	79	98						
		94-97		•			Usa	607-146		26	30	56	83	62					3	2
		94-97		•			+ABS, M/T+A/T	607-335	44	28	23	56	86,9	63					3	2
		94-97		•			-ABS, M/T+A/T	607-268		28	23	56	87	63					3	2
1.8i (77 kW) Eng. FP		92-97		•		+ABS, M/T+A/T	613-235				24	79	98							
		92-97		•			-ABS, M/T+A/T	613-197				24	79	98						
		92-97		•			+ABS, M/T+A/T	607-335	44	28	23	56	86,9	63					3	2
		92-97		•			-ABS, M/T+A/T	607-268		28	23	56	87	63					3	2
2.0 D GLX Comprex (55 kW) Eng. RFOHC		92-97		•		+ABS, M/T+A/T	613-235				24	79	98							
		92-97		•			-ABS, M/T+A/T	613-197				24	79	98						
		92-97		•			+ABS, M/T+A/T	607-335	44	28	23	56	86,9	63					3	2
		92-97		•			-ABS, M/T+A/T	607-268		28	23	56	87	63					3	2

























<b>Astina (BP) '89-'93</b>			L/R			NOTE	CIFAM ref.	ABS	A	B	C	D	E	F	H	I	L	M	Fig		
1.6 16v (77 kW) Eng. B6		89-93		•		M/T+A/T	613-115				23	74	92								
		89-93		•		M/T+A/T	607-138		26	22	56	79	63						3	2	
1.8 (Australia) (94 kW) Eng. BP		90-92		•		Australia	613-121				20	75	91,5								
		90-92		•		Australia	607-146		26	30	56	83	62						3	2	
<b>MPV I (LV) '89-'99</b>			L/R			NOTE	CIFAM ref.	ABS	A	B	C	D	E	F	H	I	L	M	Fig		
3.0 i V6 (109-113 kW) Eng. JE94		95-96		•		FWD	613-050				25	85	102								
		95-96		•		FWD	607-059		26	25	56	89,5	62						3	1	
<b>MX-3 (EC) '91-</b>			L/R			NOTE	CIFAM ref.	ABS	A	B	C	D	E	F	H	I	L	M	Fig		
1.5 (53 kW) Eng. B5		91-93		•		M/T+A/T	613-115				23	74	92								
		91-93		•		M/T+A/T	607-138		26	22	56	79	63						3	2	
1.6 i (65 kW) Eng. B69		91-93		•		M/T+A/T	613-115				23	74	92								
		92-93		•		Usa	613-118				21	73	91								
		91-93		•		M/T+A/T	607-138		26	22	56	79	63							3	2
		92-93		•		Usa	607-141		26	22	56	79	62							3	2
1.6 i (79 kW) Eng. B6D		94-		•		+ABS	613-124				19	77,5	90								
		94-		•		+ABS	607-372	44	26	22	56	81,9	63						3	1	
1.8 i V6 (95 kW) Eng. K838		94-		•		Usa	613-119				20	75	91,5								
		94-		•		Usa	607-145		26	23	56	83	62						3	1	
1.8 i V6 (98 kW) Eng. K819		92-93		•		Usa	613-114				21	73	91								
		92-94		•		M/T+A/T	613-115				23	74	92								
		92-93		•		Usa	607-137		26	21	56	75,4	63							3	2
		92-94		•		M/T+A/T	607-138		26	22	56	79	63							3	2
<b>MX-6 (GD) '88-'92</b>			L/R			NOTE	CIFAM ref.	ABS	A	B	C	D	E	F	H	I	L	M	Fig		
1.6 (55-61 kW) Eng. B6		88-92		•		A/T	613-112				21	73	91								
		88-92		•		M/T	613-050				25	85	102								
		88-92		•		A/T	607-135		26	23	56	83	62							3	1
		88-92		•		M/T	607-059		26	25	56	89,5	62							3	1
1.8 (65-69 kW) Eng. F8		88-92		•		A/T	613-112				21	73	91								
		88-92		•		M/T	613-050				25	85	102								
		88-92		•		A/T	607-135		26	23	56	83	62							3	1
		88-92		•		M/T	607-059		26	25	56	89,5	62							3	1























































<b>114 (W114) '68-'76</b>			L/R			NOTE	CIFAM ref.	ABS	A	B	C	D	E	F	H	I	L	M	Fig
230.6 (114.015) (88 kW) Eng. M180.954		1/68-11/76	L/R			M/T+A/T	<b>655-092</b>		27		27	100	100		30,5	70	635	s12	
250 (114.010) (85-96 kW) Eng. M114.920		1/68-11/76	L/R			M/T+A/T	<b>655-092</b>		27		27	100	100		30,5	70	635	s12	
280 (114.060) (118 kW) Eng. M110.921		6/72-11/76	L/R			M/T+A/T	<b>655-092</b>		27		27	100	100		30,5	70	635	s12	
280 E (114.062) (136 kW) Eng. M110.981		6/72-11/76	L/R			M/T+A/T	<b>655-092</b>		27		27	100	100		30,5	70	635	s12	
<b>114 Coupe (W114) '69-'77</b>			L/R			NOTE	CIFAM ref.	ABS	A	B	C	D	E	F	H	I	L	M	Fig
250 C (114.021) (96 kW) Eng. M114.920		1/68-72	L/R			M/T+A/T	<b>655-092</b>		27		27	100	100		30,5	70	635	s12	
250, C 2.8 (114.023) (96 kW) Eng. M130.923		72-11/76	L/R			M/T+A/T	<b>655-092</b>		27		27	100	100		30,5	70	635	s12	
280 C (114.073) (118 kW) Eng. M110.921		6/72-77	L/R			M/T+A/T	<b>655-092</b>		27		27	100	100		30,5	70	635	s12	
280 CE (114.072) (136 kW) Eng. M110.981		6/72-77	L/R			M/T+A/T	<b>655-092</b>		27		27	100	100		30,5	70	635	s12	
<b>115 (W115) '68-'77</b>			L/R			NOTE	CIFAM ref.	ABS	A	B	C	D	E	F	H	I	L	M	Fig
200 (115.015) (63-70 kW) Eng. M115.923/ 926		1/68-1/77	L/R			M/T+A/T	<b>655-092</b>		27		27	100	100		30,5	70	635	s12	
200 D (115.115/.112) (40 kW) Eng. OM615.913		1/68-1/77	L/R			M/T+A/T	<b>655-092</b>		27		27	100	100		30,5	70	635	s12	
220 (115.010) (66 kW) Eng. M115.924		1/68-7/73	L/R			M/T+A/T	<b>655-092</b>		27		27	100	100		30,5	70	635	s12	
220 (115.010) (77 kW) Eng. M115.920		1/68-7/73	L/R			M/T+A/T	<b>655-092</b>		27		27	100	100		30,5	70	635	s12	
220 D (115.110) (44 kW) Eng. OM615.912		1/68-1/77	L/R			M/T+A/T	<b>655-092</b>		27		27	100	100		30,5	70	635	s12	
230.4 (115.017) (81 kW) Eng. M115.951		8/73-12/76	L/R			M/T+A/T	<b>655-092</b>		27		27	100	100		30,5	70	635	s12	
240 D (115.117/.119) (48 kW) Eng. OM616.916		8/73-1/77	L/R			M/T+A/T	<b>655-092</b>		27		27	100	100		30,5	70	635	s12	
240 D 3.0 (115.114) (59 kW) Eng. OM617.910		74-76	L/R			M/T+A/T	<b>655-092</b>		27		27	100	100		30,5	70	635	s12	
<b>190 II (W201) '82-'93</b>			L/R			NOTE	CIFAM ref.	ABS	A	B	C	D	E	F	H	I	L	M	Fig
1.8 E (201.018) (77-80 kW) Eng. M102.910		4/90-8/93	L/R			-ABS, M/T+A/T	<b>655-215</b>		25	25		95	100		68		634	s17	
2.0 (66 kW) Eng. M102.921		10/82-10/84	L/R			-ABS, M/T+A/T	<b>655-215</b>		25	25		95	100		68		634	s17	
2.0 D (201.122) (53-55 kW) Eng. OM601.911		8/83-8/93	L/R			-ABS, M/T+A/T	<b>655-215</b>		25	25		95	100		68		634	s17	
2.3 E (201.028) (97-100 kW) Eng. M102.985		86-	L/R			M/T+A/T	<b>655-215</b>		25	25		95	100		68		634	s17	
2.5 D (201.126) (66-69 kW) Eng. OM602.911		4/85-8/93	L/R			-ABS, M/T+A/T	<b>655-215</b>		25	25		95	100		68		634	s17	
200 E (201.024) (83 kW) Eng. M102.961/ 962		10/82-	L/R			-ABS, M/T+A/T	<b>655-215</b>		25	25		95	100		68		634	s17	




































MERCEDES BENZ

Classe A I (W168) '97-'04		L/R			NOTE	CIFAM ref.	ABS	A	B	C	D	E	F	H	I	L	M	Fig		
A 140 (168.031/.131) (60 kW) Eng. M166.940		97-		●	+ABS	613-252				31	75	115								
		97-		●	+ABS	607-367	48	24	27	57	76,9	30,6						4	2	
		1/01-8/04	L			+ABS, M/T	655-988	48	24		22	77	76,5	-	69	55	575			
		1/01-8/04	R			+ABS, M/T	655-989	48	24		22	77	76,5	-	69	460	960			
		97-00	L			+ABS, M/T	655-466	48	24		22	75,9	85		67,7	55,5	570	s9		
		97-00	R			+ABS, M/T	655-467	48	24		22	75,9	85		67,7	460,5	955	s4		
A 160 (168.033/.133) (75 kW) Eng. M166.960		7/97-		●	+ABS	613-252				31	75	115								
		7/97-		●	+ABS	607-367	48	24	27	57	76,9	30,6						4	2	
		1/01-8/04	L			+ABS, M/T	655-988	48	24		22	77	76,5	-	69	55	575			
		1/01-8/04	R			+ABS, M/T	655-989	48	24		22	77	76,5	-	69	460	960			
		7/97-00	L			+ABS, M/T	655-466	48	24		22	75,9	85		67,7	55,5	570	s9		
		7/97-00	R			+ABS, M/T	655-467	48	24		22	75,9	85		67,7	460,5	955	s4		
A 160 CDi (168.006) (55 kW) Eng. OM668.940		01-		●	+ABS	613-252				31	75	115								
		01-		●	+ABS	607-367	48	24	27	57	76,9	30,6						4	2	
A 160 CDi (168.007) (44 kW) Eng. OM668.941		98-01		●	+ABS	613-252				31	75	115								
		98-01		●	+ABS	607-367	48	24	27	57	76,9	30,6						4	2	
		98-01	L			+ABS	655-466	48	24		22	75,9	85		67,7	55,5	570	s9		
		98-01	R			+ABS	655-467	48	24		22	75,9	85		67,7	460,5	955	s4		
A 170 CDi (168.008) (66 kW) Eng. OM668.940		98-01		●	+ABS, A/T	613-298				22	76	113								
		98-01		●	+ABS, M/T	613-252				31	75	115								
		98-01		●	+ABS, A/T	607-434	48	24	27	57	76,9	30,6							4	2
		98-01		●	+ABS, M/T	607-367	48	24	27	57	76,9	30,6							4	2
		98-01	L			+ABS, M/T	655-466	48	24		22	75,9	85		67,7	55,5	570	s9		
		98-01	R			+ABS, M/T	655-467	48	24		22	75,9	85		67,7	460,5	955	s4		
A 170 CDi (168.009/109) (70 kW) Eng. OM668.942		01-		●	+ABS	613-252				31	75	115								
		01-		●	+ABS	607-367	48	24	27	57	76,9	30,6						4	2	
		1/01-8/04	L			+ABS, M/T	655-988	48	24		22	77	76,5	-	69	55	575			
		1/01-8/04	R			+ABS, M/T	655-989	48	24		22	77	76,5	-	69	460	960			
A 190 (168.032/.132) (92 kW) Eng. M166.990		99-		●	+ABS	613-252				31	75	115								
		99-		●	+ABS	607-367	48	24	27	57	76,9	30,6						4	2	





































Classe A II (W169) '04-		L/R			NOTE	CIFAM ref.	ABS	A	B	C	D	E	F	H	I	L	M	Fig		
A 150 (169.031/331) (70 kW) Eng. M266.920		04-		●	M/T	<b>613-398</b>				28	74	115								
		04-		●	M/T	<b>607-604</b>		25	27	60,2	81,9	41						11a	2	
		9/04-	L			M/T, Ch -J116409, Inner Thread	<b>655-990</b>		25		22	82	76,5	-	42	55	574			
		9/04-	L			M/T, Ch J116410-, Outer Thread	<b>655-996</b>		25		22	82	76,5	-	74	55	605			
		9/04-	R			M/T, Ch -J116409, Inner Thread	<b>655-991</b>		25		22	82	76,5	-	42	460	945			
		9/04-	R			M/T, Ch J116410-, Outer Thread	<b>655-997</b>		25		22	82	76,5	-	74	460	996			
A 160 (169.031/331) (70 kW) Eng. M266.920		09-		●	M/T	<b>613-398</b>				28	74	115								
		09-		●	M/T	<b>607-604</b>		25	27	60,2	81,9	41						11a	2	
A 160 CDi (169.006/306) (60 kW) Eng. OM640.942		04-		●	M/T	<b>613-398</b>				28	74	115								
		04-		●	M/T	<b>607-604</b>		25	27	60,2	81,9	41						11a	2	
		9/04-	L			M/T, Ch -J116409, Inner Thread	<b>655-990</b>		25		22	82	76,5	-	42	55	574			
		9/04-	L			M/T, Ch J116410-, Outer Thread	<b>655-996</b>		25		22	82	76,5	-	74	55	605			
		9/04-	R			M/T, Ch -J116409, Inner Thread	<b>655-991</b>		25		22	82	76,5	-	42	460	945			
		9/04-	R			M/T, Ch J116410-, Outer Thread	<b>655-997</b>		25		22	82	76,5	-	74	460	996			
A 170 (169.032/332) (85 kW) Eng. M266.940		04-		●	M/T	<b>613-398</b>				28	74	115								
		04-		●	M/T	<b>607-604</b>		25	27	60,2	81,9	41						11a	2	
		9/04-	L			M/T, Ch -J116409, Inner Thread	<b>655-990</b>		25		22	82	76,5	-	42	55	574			
		9/04-	L			M/T, Ch J116410-, Outer Thread	<b>655-996</b>		25		22	82	76,5	-	74	55	605			
		9/04-	R			M/T, Ch -J116409, Inner Thread	<b>655-991</b>		25		22	82	76,5	-	42	460	945			
		9/04-	R			M/T, Ch J116410-, Outer Thread	<b>655-997</b>		25		22	82	76,5	-	74	460	996			
A 170 NGT (245.233) (85 kW) Eng. M266.940		08-		●	M/T	<b>613-398</b>				28	74	115								
		08-		●	M/T	<b>607-604</b>		25	27	60,2	81,9	41						11a	2	
A 180 (169.032/332) (85 kW) Eng. M266.940		09-		●	M/T	<b>613-398</b>				28	74	115								
		09-		●	M/T	<b>607-604</b>		25	27	60,2	81,9	41						11a	2	
A 180 CDi (169.007/307) (80 kW) Eng. OM640.940		04-		●	M/T	<b>613-391</b>				25	90	107								
		04-		●	M/T	<b>607-590</b>		25	25	60,2	88,8	41						11a	2	
A 200 (169.033/333) (100 kW) Eng. M266.960		04-		●	M/T	<b>613-398</b>				28	74	115								
		04-		●	M/T	<b>607-604</b>		25	27	60,2	81,9	41						11a	2	
		9/04-	L			M/T, Ch -J116409, Inner Thread	<b>655-990</b>		25		22	82	76,5	-	42	55	574			
		9/04-	L			M/T, Ch J116410-, Outer Thread	<b>655-996</b>		25		22	82	76,5	-	74	55	605			
		9/04-	R			M/T, Ch -J116409, Inner Thread	<b>655-991</b>		25		22	82	76,5	-	42	460	945			
		9/04-	R			M/T, Ch J116410-, Outer Thread	<b>655-997</b>		25		22	82	76,5	-	74	460	996			




































MERCEDES BENZ

<b>Classe A II (W169) '04-</b>			L/R			NOTE	CIFAM ref.	ABS	A	B	C	D	E	F	H	I	L	M	Fig	
A 200 CDi (169.008/308) (100-103 kW) Eng. OM640.941		04-		•		M/T	613-391				25	90	107							
		04-		•		M/T	607-590		25	25	60,2	88,8	41					11a	2	
A 200 T. (169.034/334) (142 kW) Eng. M266.980		05-		•		M/T	613-391				25	90	107							
		05-		•		M/T	607-590		25	25	60,2	88,8	41					11a	2	
<b>Classe B I (W245) '05-'11</b>			L/R			NOTE	CIFAM ref.	ABS	A	B	C	D	E	F	H	I	L	M	Fig	
B 150 (245.231) (70 kW) Eng. M266.920		05-		•		M/T	613-398				28	74	115							
		05-		•		M/T	607-604		25	27	60,2	81,9	41					11a	2	
		3/05-	L				M/T, Ch -J000183, Inner Thread	655-990		25		22	82	76,5	-	42	55	574		
		3/05-	L				M/T, Ch J000184-, Outer Thread	655-996		25		22	82	76,5	-	74	55	605		
		3/05-	R				M/T, Ch -J000183, Inner Thread	655-991		25		22	82	76,5	-	42	460	945		
		3/05-	R				M/T, Ch J000184-, Outer Thread	655-997		25		22	82	76,5	-	74	460	996		
B 160 (245.231) (70 kW) Eng. M266.920		09-		•		M/T	613-398				28	74	115							
		09-		•		M/T	607-604		25	27	60,2	81,9	41					11a	2	
B 170 (245.232) (85 kW) Eng. M266.940		05-		•		M/T	613-398				28	74	115							
		05-		•		M/T	607-604		25	27	60,2	81,9	41					11a	2	
		3/05-	L				M/T, Ch -J000183, Inner Thread	655-990		25		22	82	76,5	-	42	55	574		
		3/05-	L				M/T, Ch J000184-, Outer Thread	655-996		25		22	82	76,5	-	74	55	605		
		3/05-	R				M/T, Ch -J000183, Inner Thread	655-991		25		22	82	76,5	-	42	460	945		
		3/05-	R				M/T, Ch J000184-, Outer Thread	655-997		25		22	82	76,5	-	74	460	996		
B 180 (245.232) (85 kW) Eng. M266.940		09-		•		M/T	613-398				28	74	115							
		09-		•		M/T	607-604		25	27	60,2	81,9	41					11a	2	
B 180 CDi (245.207) (80 kW) Eng. OM640.940		05-		•		M/T	613-391				25	90	107							
		05-		•		M/T	607-590		25	25	60,2	88,8	41					11a	2	
B 180 NGT (235.233) (85 kW) Eng. M266.940		08-11		•		M/T	613-398				28	74	115							
		08-11		•		M/T	607-604		25	27	60,2	81,9	41					11a	2	
B 200 (245.233) (100 kW) Eng. M266.960		05-		•		M/T	613-398				28	74	115							
		05-		•		M/T	607-604		25	27	60,2	81,9	41					11a	2	
		3/05-	L				M/T, Ch -J000183, Inner Thread	655-990		25		22	82	76,5	-	42	55	574		
		3/05-	L				M/T, Ch J000184-, Outer Thread	655-996		25		22	82	76,5	-	74	55	605		
		3/05-	R				M/T, Ch -J000183, Inner Thread	655-991		25		22	82	76,5	-	42	460	945		
		3/05-	R				M/T, Ch J000184-, Outer Thread	655-997		25		22	82	76,5	-	74	460	996		

<b>Classe B I (W245) '05-'11</b>			L/R			NOTE	CIFAM ref.	ABS	A	B	C	D	E	F	H	I	L	M	Fig	
B 200 CDi (245.208) (103 kW) Eng. OM640.941		05-		•		M/T	<b>613-391</b>				25	90	107							
		05-		•		M/T	<b>607-590</b>		25	25	60,2	88,8	41						11a	2
B 200 T (245.234) (142 kW) Eng. M266.980		05-		•		M/T	<b>613-391</b>				25	90	107							
		05-		•		M/T	<b>607-590</b>		25	25	60,2	88,8	41						11a	2
<b>Classe C I (W202) '93-'00</b>			L/R			NOTE	CIFAM ref.	ABS	A	B	C	D	E	F	H	I	L	M	Fig	
C 180 (202.018) (89-90 kW) Eng. M111.920/ 921		93-00	L/R			-ABS, RWD	<b>655-268</b>		25				100		70		645	s17		
C 200 (202.020) (100 kW) Eng. M111.941/ 945		94-00	L/R			-ABS, RWD	<b>655-268</b>		25				100		70		645	s17		
C 200 D (202.120) (55 kW) Eng. OM601.913		93-00	L/R			-ABS, RWD	<b>655-268</b>		25				100		70		645	s17		
C 200 D (202.122) (65 kW) Eng. OM604.915		96-00	L/R			RWD	<b>655-268</b>		25				100		70		645	s17		
C 220 (202.022) (110 kW) Eng. M111.961		93-00	L/R			-ABS, RWD	<b>655-268</b>		25				100		70		645	s17		
C 220 D (202.121) (55-70 kW) Eng. OM604.910		93-00	L/R			-ABS, RWD	<b>655-268</b>		25				100		70		645	s17		
C 230 (202.023) (110 kW) Eng. M111.974		96-00	L/R			RWD	<b>655-268</b>		25				100		70		645	s17		
C 240 (202.026) (125 kW) Eng. M112.910		97-00	L/R			RWD	<b>655-268</b>		25				100		70		645	s17		
C 250 D (202.125) (83 kW) Eng. OM605.910		93-00	L/R			-ABS, RWD	<b>655-268</b>		25				100		70		645	s17		
C 250 TD (202.128) (110 kW) Eng. OM605.960		95-00	L/R			RWD	<b>655-268</b>		25				100		70		645	s17		
C 280 (202.028) (142 kW) Eng. M104.941		93-00	L/R			-ABS, RWD	<b>655-268</b>		25				100		70		645	s17		
C 280 (202.029) (145 kW) Eng. M112.920		97-00	L/R			RWD	<b>655-268</b>		25				100		70		645	s17		
<b>Classe C I SW (S202) '96-'01</b>			L/R			NOTE	CIFAM ref.	ABS	A	B	C	D	E	F	H	I	L	M	Fig	
C 200 TD (202.180) (65 kW) Eng. OM604.915		96-00	L/R			RWD	<b>655-268</b>		25				100		70		645	s17		
C 230 T (202.083) (110 kW) Eng. M111.974		96-01	L/R			RWD	<b>655-268</b>		25				100		70		645	s17		
C 240 T (202.086) (125 kW) Eng. M112.910		97-00	L/R			RWD	<b>655-268</b>		25				100		70		645	s17		
C 250 T TD (202.188) (110 kW) Eng. OM605.960		96-00	L/R			RWD	<b>655-268</b>		25				100		70		645	s17		
C 280 T (202.089) (145 kW) Eng. M112.920		97-01	L/R			RWD	<b>655-268</b>		25				100		70		645	s17		
<b>Classe E I (W124) '93-'95</b>			L/R			NOTE	CIFAM ref.	ABS	A	B	C	D	E	F	H	I	L	M	Fig	
E 200 D (124.120) (55 kW) Eng. OM601.912		93-95	L/R			RWD, M/T	<b>655-676</b>		25			95	100		68		664	s17		
E 250 D (65-69 kW) Eng. OM602.912		85-93	L/R			RWD, M/T	<b>655-676</b>		25			95	100		68		664	s17		




































## MERCEDES BENZ
































<b>Classe M I (W163) '98-'05</b>			L/R			NOTE	CIFAM ref.	ABS	A	B	C	D	E	F	H	I	L	M	Fig	
ML 230 (163.136) (110 kW) Eng. M111.977		98-05		•		+ABS	<b>613-481</b>				22	82	126							
		98-05		•		+ABS	<b>607-709</b>	48	30	26	79,1	96,3	42,4						11	2
ML 270 CDi (163.113) (120 kW) Eng. OM612.963		99-05		•		+ABS	<b>613-481</b>				22	82	126							
		99-05		•		+ABS	<b>607-709</b>	48	30	26	79,1	96,3	42,4						11	2
ML 320 (163.154) (160 kW) Eng. M112.942		98-02		•		+ABS	<b>613-481</b>				22	82	126							
		98-02		•		+ABS	<b>607-709</b>	48	30	26	79,1	96,3	42,4						11	2
ML 350 (173 kW) Eng. M112.970		03-05		•		+ABS	<b>613-481</b>				22	82	126							
		03-05		•		+ABS	<b>607-709</b>	48	30	26	79,1	96,3	42,4						11	2
ML 350 (163.157) (180 kW) Eng. M112.970		02-05		•		+ABS	<b>613-481</b>				22	82	126							
		02-05		•		+ABS	<b>607-709</b>	48	30	26	79,1	96,3	42,4						11	2
ML 400 CDi (163.128) (184 kW) Eng. OM628.963		01-05		•		+ABS	<b>613-481</b>				22	82	126							
		01-05		•		+ABS	<b>607-709</b>	48	30	26	79,1	96,3	42,4						11	2
ML 430 (163.172) (200 kW) Eng. M113.942		98-05		•		+ABS	<b>613-481</b>				22	82	126							
		98-05		•		+ABS	<b>607-709</b>	48	30	26	79,1	96,3	42,4						11	2
ML 500 (163.175) (215 kW) Eng. M113.964/ 965		01-05		•		+ABS	<b>613-481</b>				22	82	126							
		01-05		•		+ABS	<b>607-709</b>	48	30	26	79,1	96,3	42,4						11	2
ML 55 AMG (163.174) (255 kW) Eng. M113.981		00-05		•		+ABS	<b>613-481</b>				22	82	126							
		00-05		•		+ABS	<b>607-709</b>	48	30	26	79,1	96,3	42,4						11	2
<b>Classe V (638/2) '96-</b>			L/R			NOTE	CIFAM ref.	ABS	A	B	C	D	E	F	H	I	L	M	Fig	
200 (638.214) (95 kW) Eng. M111.948		97-		•		+ABS, M/T	<b>613-219</b>				24	90	90							
		97-		•		-ABS, M/T	<b>614-015</b>				26	107,5	120							
		97-		•		+ABS, M/T	<b>607-298</b>	48	27	27	60	98	64						5	2
		97-		•		-ABS, M/T	<b>617-016</b>			28		108								
		97-	L/R			+ABS	<b>655-173</b>	48	27	28		98	108		100			538	s10	
		97-	L/R			-ABS	<b>655-376</b>		27	28		98	108		100			538	s17	
200 CDi (638.294) (75 kW) Eng. OM611.980		3/99-		•		+ABS, M/T	<b>613-256</b>				25,8	85	80							
		3/99-		•			<b>614-027</b>				24,5	120	139							
		3/99-		•		+ABS, M/T	<b>607-373</b>	48	27	36	71,7	100,5	63,3						5	2
		3/99-		•			<b>617-030</b>			30		122								2
		3/99-	L/R			+ABS	<b>655-185</b>	48	27	30		101,5	120		100			505	s10	
		3/99-	L/R			-ABS	<b>655-377</b>		27	30		101,5	124		100			504	s10	

<b>Classe V (638/2) '96-</b>			L/R			NOTE	CIFAM ref.	ABS	A	B	C	D	E	F	H	I	L	M	Fig	
220 CDi (638.294) (90 kW) Eng. OM611.980		3/99-		●		+ABS, M/T	<b>613-256</b>				25,8	85	80							
		3/99-			●		<b>614-027</b>				24,5	120	139							
		3/99-		●		+ABS, M/T	<b>607-373</b>	48	27	36	71,7	100,5	63,3					5	2	
		3/99-			●		<b>617-030</b>			30		122								2
		3/99-	L/R				+ABS	<b>655-185</b>	48	27	30		101,5	120		100		505	s10	
		3/99-	L/R				-ABS	<b>655-377</b>		27	30		101,5	124		100		504	s10	
230 (638.234) (105 kW) Eng. M111.978		2/96-		●		+ABS, M/T	<b>613-219</b>				24	90	90							
		2/96-			●	-ABS, M/T	<b>614-015</b>				26	107,5	120							
		2/96-		●		+ABS, M/T	<b>607-298</b>	48	27	27	60	98	64					5	2	
		2/96-			●	-ABS, M/T	<b>617-016</b>			28		108								
		10/96-	L/R				+ABS	<b>655-173</b>	48	27	28		98	108		100		538	s10	
		10/96-	L/R				-ABS	<b>655-376</b>		27	28		98	108		100		538	s17	
230 TD (638.274) (72 kW) Eng. OM601.970		2/96-		●		+ABS, M/T	<b>613-219</b>				24	90	90							
		2/96-			●	-ABS, M/T	<b>614-015</b>				26	107,5	120							
		2/96-		●		+ABS, M/T	<b>607-298</b>	48	27	27	60	98	64					5	2	
		2/96-			●	-ABS, M/T	<b>617-016</b>			28		108								
		9/96-	L/R				+ABS	<b>655-173</b>	48	27	28		98	108		100		538	s10	
		9/96-	L/R				-ABS	<b>655-376</b>		27	28		98	108		100		538	s17	
<b>Coupe II (C123) '77-'85</b>			L/R			NOTE	CIFAM ref.	ABS	A	B	C	D	E	F	H	I	L	M	Fig	
230 C (123.043) (80 kW) Eng. M115.954		77-80	L/R			M/T+A/T	<b>655-092</b>		27		27	100	100		30,5	70	635	s12		
230 CE (123.243) (100 kW) Eng. M102.980		80-85	L/R			M/T+A/T	<b>655-092</b>		27		27	100	100		30,5	70	635	s12		
280 C (123.050) (115 kW) Eng. M110.923		77-80	L/R			M/T+A/T	<b>655-092</b>		27		27	100	100		30,5	70	635	s12		
280 CE (123.053) (130-136 kW) Eng. M110.988		77-85	L/R			M/T+A/T	<b>655-092</b>		27		27	100	100		30,5	70	635	s12		
300 CTD (123.153) (92 kW) Eng. OM617.952		81-85	L/R			M/T+A/T	<b>655-092</b>		27		27	100	100		30,5	70	635	s12		
<b>Coupe IV (C124) '89-'93</b>			L/R			NOTE	CIFAM ref.	ABS	A	B	C	D	E	F	H	I	L	M	Fig	
230 CE (124.043) (97-100 kW) Eng. M102.982		89-	L/R			RWD, M/T	<b>655-676</b>		25			95	100		68		664	s17		
<b>SL I (R107) '71-'89</b>			L/R			NOTE	CIFAM ref.	ABS	A	B	C	D	E	F	H	I	L	M	Fig	
280 SL (107.042) (130-136 kW) Eng. M110.982/ 986/ 990		74-85	L/R			M/T+A/T	<b>655-092</b>		27		27	100	100		30,5	70	635	s12		
350 SL (107.043) (143 kW) Eng. M116.982/ 984		5/71-2/80	L/R			M/T+A/T	<b>655-092</b>		27		27	100	100		30,5	70	635	s12		







MERCEDES BENZ





























<b>SL I (R107) '71-'89</b>			L/R			NOTE	CIFAM ref.	ABS	A	B	C	D	E	F	H	I	L	M	Fig
380 SL (107.045) (150-160 kW) Eng. M116.960/962		7/80-8/85	L/R			M/T+A/T	<b>655-092</b>		27		27	100	100		30,5	70	635	s12	
<b>SL I Coupe (C107) '72-'81</b>			L/R			NOTE	CIFAM ref.	ABS	A	B	C	D	E	F	H	I	L	M	Fig
280 SLC (107.022) (130-136 kW) Eng. M110.982/986/990		74-81	L/R			M/T+A/T	<b>655-092</b>		27		27	100	100		30,5	70	635	s12	
350 SLC (107.023) (143-147 kW) Eng. M116.982/984		72-80	L/R			M/T+A/T	<b>655-092</b>		27		27	100	100		30,5	70	635	s12	
380 SLC (107.025) (160 kW) Eng. M116.960		80-81	L/R			M/T+A/T	<b>655-092</b>		27		27	100	100		30,5	70	635	s12	
<b>T-Model I (W123) '76-'85</b>			L/R			NOTE	CIFAM ref.	ABS	A	B	C	D	E	F	H	I	L	M	Fig
200 (123.020) (62-69 kW) Eng. M115.938/939		76-80	L/R			M/T+A/T	<b>655-092</b>		27		27	100	100		30,5	70	635	s12	
200 (123.220) (74-80 kW) Eng. M102.920/939		80-85	L/R			M/T+A/T	<b>655-092</b>		27		27	100	100		30,5	70	635	s12	
200 D (123.120) (40-44 kW) Eng. OM615.940		76-85	L/R			M/T+A/T	<b>655-092</b>		27		27	100	100		30,5	70	635	s12	
220 D (123.126) (44-49 kW) Eng. OM615.941		76-79	L/R			M/T+A/T	<b>655-092</b>		27		27	100	100		30,5	70	635	s12	
230 (123.023) (80 kW) Eng. M115.954		76-81	L/R			M/T+A/T	<b>655-092</b>		27		27	100	100		30,5	70	635	s12	
230 E (123.223) (100 kW) Eng. M102.980		80-85	L/R			M/T+A/T	<b>655-092</b>		27		27	100	100		30,5	70	635	s12	
240 D (123.123) (48-53 kW) Eng. OM616.912		76-85	L/R			M/T+A/T	<b>655-092</b>		27		27	100	100		30,5	70	635	s12	
280 (123.030) (115 kW) Eng. M110.923		76-81	L/R			M/T+A/T	<b>655-092</b>		27		27	100	100		30,5	70	635	s12	
280 E (136 kW) Eng. M110.984/988		76-85	L/R			M/T+A/T	<b>655-092</b>		27		27	100	100		30,5	70	635	s12	
280 E (123.033) (130-136 kW) Eng. M110.988		76-85	L/R			M/T+A/T	<b>655-092</b>		27		27	100	100		30,5	70	635	s12	
300 D (123.130/.132/.150) (59-65 kW) Eng. OM617.912		76-85	L/R			M/T+A/T	<b>655-092</b>		27		27	100	100		30,5	70	635	s12	
300 TD (123.133) (92 kW) Eng. OM617.952		81-85	L/R			M/T+A/T	<b>655-092</b>		27		27	100	100		30,5	70	635	s12	
<b>T-Model I SW (S123) '77-'85</b>			L/R			NOTE	CIFAM ref.	ABS	A	B	C	D	E	F	H	I	L	M	Fig
200 T (123.280) (74-80 kW) Eng. M102.920/939		80-85	L/R			M/T+A/T	<b>655-092</b>		27		27	100	100		30,5	70	635	s12	
230 (123.083) (80 kW) Eng. M115.954		77-80	L/R			M/T+A/T	<b>655-092</b>		27		27	100	100		30,5	70	635	s12	
230 (123.283) (100 kW) Eng. M102.980		80-85	L/R			M/T+A/T	<b>655-092</b>		27		27	100	100		30,5	70	635	s12	
240 D (123.183) (48-53 kW) Eng. OM616.912		77-85	L/R			M/T+A/T	<b>655-092</b>		27		27	100	100		30,5	70	635	s12	
280 (123.093) (136 kW) Eng. M110.988		77-85	L/R			M/T+A/T	<b>655-092</b>		27		27	100	100		30,5	70	635	s12	
300 D (123.190) (59-65 kW) Eng. OM617.912		77-85	L/R			M/T+A/T	<b>655-092</b>		27		27	100	100		30,5	70	635	s12	
300 TD (123.193) (92 kW) Eng. OM617.952		80-85	L/R			M/T+A/T	<b>655-092</b>		27		27	100	100		30,5	70	635	s12	



























<b>T-Model II (W124) '84-'93</b>			L/R			NOTE	CIFAM ref.	ABS	A	B	C	D	E	F	H	I	L	M	Fig
200 (124.020) (75-77-80 kW) Eng. M102.922		85-	L/R			RWD, M/T	<b>655-676</b>		25			95	100		68		664	s17	
200 D (124.120) (53-55 kW) Eng. OM601.912		85-	L/R			RWD, M/T	<b>655-676</b>		25			95	100		68		664	s17	
230 E (124.023), Kat (97-100 kW) Eng. M102.982		85-	L/R			RWD, M/T	<b>655-676</b>		25			95	100		68		664	s17	
250 D (124.125) (66-69 kW) Eng. OM602.912		85-	L/R			RWD, M/T	<b>655-676</b>		25			95	100		68		664	s17	
<b>T-Model II SW (S124) '85-'89</b>			L/R			NOTE	CIFAM ref.	ABS	A	B	C	D	E	F	H	I	L	M	Fig
200 D (124.180) (53-55 kW) Eng. OM601.912		85-89	L/R			RWD, M/T	<b>655-676</b>		25			95	100		68		664	s17	
200 T (124.080) (75-77-80 kW) Eng. M102.922		85-89	L/R			RWD, M/T	<b>655-676</b>		25			95	100		68		664	s17	
230, Kat. (124.083) (97-100 kW) Eng. M102.982		85-89	L/R			RWD, M/T	<b>655-676</b>		25			95	100		68		664	s17	
250 D (124.185) (66-69 kW) Eng. OM602.912		85-89	L/R			RWD, M/T	<b>655-676</b>		25			95	100		68		664	s17	
<b>T-Model III SW (S124) '89-'93</b>			L/R			NOTE	CIFAM ref.	ABS	A	B	C	D	E	F	H	I	L	M	Fig
200 (124.080) (75-77-80 kW) Eng. M102.922		89-	L/R			RWD, M/T	<b>655-676</b>		25			95	100		68		664	s17	
200 D (124.180) (53-55 kW) Eng. OM601.912		89-	L/R			RWD, M/T	<b>655-676</b>		25			95	100		68		664	s17	
230, Kat. (124.083) (97-100 kW) Eng. M102.982		89-	L/R			RWD, M/T	<b>655-676</b>		25			95	100		68		664	s17	
250 D (124.185) (66-69 kW) Eng. OM602.912		89-	L/R			RWD, M/T	<b>655-676</b>		25			95	100		68		664	s17	
<b>Viano (W639) '03-</b>			L/R			NOTE	CIFAM ref.	ABS	A	B	C	D	E	F	H	I	L	M	Fig
2.2 CDi (110 kW) Eng. OM646.982		03-			•		<b>607-605</b>		30	36	70	100	62,7					4	2
2.2 CDi (80 kW) Eng. OM646.982		03-			•		<b>613-399</b>				27,3	96,5	109						
		03-			•		<b>607-606</b>		30	36	69,9	100,2	65					4	2
3.0 CDi (150 kW) Eng. OM642.990		06-			•		<b>607-605</b>		30	36	70	100	62,7					4	2
3.2 (140 kW) Eng. M112.951		03-			•	RWD	<b>607-605</b>		30	36	70	100	62,7					4	2
3.2 (160 kW) Eng. M112.951		03-			•		<b>607-605</b>		30	36	70	100	62,7					4	2
3.7 (165-170 kW) Eng. M112.976		04-			•	RWD	<b>607-605</b>		30	36	70	100	62,7					4	2

### MERCEDES BENZ LCV, TRUCK






<b>MB100 (631) '88-'94</b>			L/R			NOTE	CIFAM ref.	ABS	A	B	C	D	E	F	H	I	L	M	Fig
2.4 D (41-53-55 kW) Eng. OM616.963		88-	L/R			Ch -012578	<b>655-094</b>		30		30	99	89		144		707	s8	
		-92	L/R			Ch 012579-	<b>655-093</b>		30		30	99	89		139		734	s8	

MERCEDES BENZ LCV, TRUCK










Vito I (638) '97-'03		L/R			NOTE	CIFAM ref.	ABS	A	B	C	D	E	F	H	I	L	M	Fig		
108 CDI 2.2 (60 kW) Eng. OM611A		3/99-		●	+ABS, M/T	613-256				25,8	85	80								
		3/99-			●		614-027				24,5	120	139							
		3/99-		●	+ABS, M/T	607-373	48	27	36	71,7	100,5	63,3					5	2		
		3/99-			●		617-030			30	122								2	
		3/99-	L/R				655-377		27	30		101,5	124		100		504	s10		
		3/99-	L/R			+ABS	655-185	48	27	30		101,5	120		100		505	s10		
108 D 2.3 (638.064) (58 kW) Eng. OM601.942		97-		●	+ABS, M/T	613-219				24	90	90								
		97-			●	-ABS, M/T	614-015				26	107,5	120							
		97-		●	+ABS, M/T	607-298	48	27	27	60	98	64					5	2		
		97-			●	-ABS, M/T	617-016			28	108									
		97-	L/R				655-376		27	28		98	108		100		538	s17		
		97-	L/R			+ABS	655-173	48	27	28		98	108		100		538	s10		
110 CDI 2.2 (75 kW) Eng. OM611LA		3/99-		●	+ABS, M/T	613-256				25,8	85	80								
		3/99-			●		614-027				24,5	120	139							
		3/99-		●	+ABS, M/T	607-373	48	27	36	71,7	100,5	63,3					5	2		
		3/99-			●		617-030			30	122								2	
		3/99-	L/R				655-377		27	30		101,5	124		100		504	s10		
		3/99-	L/R			+ABS	655-185	48	27	30		101,5	120		100		505	s10		
110 D 2.3 (638.074) (72 kW) Eng. OM601.970		97-		●	+ABS, M/T	613-219				24	90	90								
		97-			●	-ABS, M/T	614-015				26	107,5	120							
		97-		●	+ABS, M/T	607-298	48	27	27	60	98	64					5	2		
		97-			●	-ABS, M/T	617-016			28	108									
		97-	L/R				655-376		27	28		98	108		100		538	s17		
		97-	L/R			+ABS	655-173	48	27	28		98	108		100		538	s10		
112 CDI 2.2 (90 kW) Eng. OM611.980		3/99-		●	+ABS, M/T	613-256				25,8	85	80								
		3/99-			●		614-027				24,5	120	139							
		3/99-		●	+ABS, M/T	607-373	48	27	36	71,7	100,5	63,3					5	2		
		3/99-			●		617-030			30	122								2	
		3/99-	L/R				655-377		27	30		101,5	124		100		504	s10		
		3/99-	L/R			+ABS	655-185	48	27	30		101,5	120		100		505	s10		

<b>Vito I (638) '97-'03</b>			L/R			NOTE	CIFAM ref.	ABS	A	B	C	D	E	F	H	I	L	M	Fig	
113 2.0 (638.014) (95 kW) Eng. M111.948		97-		•		+ABS, M/T	<b>613-219</b>				24	90	90							
		97-			•	-ABS, M/T	<b>614-015</b>				26	107,5	120							
		97-		•		+ABS, M/T	<b>607-298</b>	48	27	27	60	98	64					5	2	
		97-			•	-ABS, M/T	<b>617-016</b>			28		108								
		97-	L/R					<b>655-376</b>		27	28		98	108		100		538	s17	
		97-	L/R				+ABS	<b>655-173</b>	48	27	28		98	108		100		538	s10	
114 2.3 (638.034) (105 kW) Eng. M111.978		97-		•		+ABS, M/T	<b>613-219</b>				24	90	90							
		97-			•	-ABS, M/T	<b>614-015</b>				26	107,5	120							
		97-		•		+ABS, M/T	<b>607-298</b>	48	27	27	60	98	64					5	2	
		97-			•	-ABS, M/T	<b>617-016</b>			28		108								
		97-	L/R					<b>655-376</b>		27	28		98	108		100		538	s17	
		97-	L/R				+ABS	<b>655-173</b>	48	27	28		98	108		100		538	s10	
<b>Vito II (639) '03-</b>			L/R			NOTE	CIFAM ref.	ABS	A	B	C	D	E	F	H	I	L	M	Fig	
109 CDi 2.2 (65 kW) Eng. OM646.983		03-		•			<b>613-399</b>				27,3	96,5	109							
		03-		•			<b>607-606</b>		30	36	69,9	100,2	65					4	2	
109 CDi 2.2, 4WD (70 kW) Eng. OM646.980/ 981		07-		•		RWD	<b>607-605</b>		30	36	70	100	62,7					4	2	
111 CDi 2.2, 4WD (80 kW) Eng. OM646.982		03-		•		FWD	<b>613-399</b>				27,3	96,5	109							
		03-		•		FWD	<b>607-606</b>		30	36	69,9	100,2	65					4	2	
		03-		•		RWD	<b>607-605</b>		30	36	70	100	62,7					4	2	
115 CDi 2.2, 4WD (110 kW) Eng. OM646.982		03-		•		RWD	<b>607-605</b>		30	36	70	100	62,7					4	2	
119 (140 kW) Eng. M112.951		03-		•		RWD	<b>607-605</b>		30	36	70	100	62,7					4	2	
120 CDi (150 kW) Eng. OM642.990		03-		•			<b>607-605</b>		30	36	70	100	62,7					4	2	
122 3.2 (160 kW) Eng. M112.951		03-		•			<b>607-605</b>		30	36	70	100	62,7					4	2	
123 (165-170 kW) Eng. M112.976		04-		•		RWD	<b>607-605</b>		30	36	70	100	62,7					4	2	





























## MERCURY






































<b>Capri</b>			L/R			NOTE	CIFAM ref.	ABS	A	B	C	D	E	F	H	I	L	M	Fig	
All models		91-94		•			<b>613-023</b>				21	73	91							
		91-94		•			<b>607-024</b>		24	22	52	79	56					3	1	



































## MERCURY




























<b>Topaz</b>			L/R			NOTE	CIFAM ref.	ABS	A	B	C	D	E	F	H	I	L	M	Fig
All models			86-91		•	A/T, 4/5Sp, Incl. Mexico	<b>607-357</b>		26	24	51	90	59					4	2
<b>Tracer</b>			L/R			NOTE	CIFAM ref.	ABS	A	B	C	D	E	F	H	I	L	M	Fig
1.6 (61 kW)			87-90		•	A/T	<b>613-023</b>				21	73	91						
			87-90		•	A/T	<b>607-024</b>		24	22	52	79	56					3	1

## MINI





















<b>Mini I (R50, R53) '01-'06</b>			L/R			NOTE	CIFAM ref.	ABS	A	B	C	D	E	F	H	I	L	M	Fig	
1.4 (55 kW) Eng. W10B14A			03-06		•		<b>613-333</b>				20	68	100							
			03-06		•		<b>607-480</b>		26	21	53,34	75,2	48					1	1	
			03-06	L			M/T	<b>655-944</b>		26		22	75	72,5	-	76	60	620		
			03-06	R			M/T	<b>655-945</b>		26		22	75	72,5	-	76	335	887		
1.4 One D (55 kW) Eng. 1ND/ W17			6/03-		•		<b>613-314</b>				20	78	103							
			6/03-		•		<b>607-454</b>		26	23	53,4	82,2	49					1	1	
1.4 One D (65 kW) Eng. 1ND/ W17			05-		•		<b>613-362</b>				25	78	130							
			05-		•		<b>607-520</b>		26	23	54	82,3	49					1	1	
1.6 Cooper (85 kW) Eng. W10B16A			6/01-		•		<b>613-333</b>				20	68	100							
			6/01-		•		<b>607-480</b>		26	21	53,34	75,2	48					1	1	
			6/01-7/04	L			M/T	<b>655-944</b>		26		22	75	72,5	-	76	60	620		
			6/01-7/04	R			M/T	<b>655-945</b>		26		22	75	72,5	-	76	335	887		
1.6 Cooper S (120 kW) Eng. W11B16A			02-		•		<b>613-362</b>				25	78	130							
			02-		•		<b>607-520</b>		26	23	54	82,3	49					1	1	
1.6 Cooper S (125 kW) Eng. W11B16A			04-		•	M/T+A/T	<b>613-362</b>				25	78	130							
			04-		•	M/T+A/T	<b>607-520</b>		26	23	54	82,3	49					1	1	
1.6 One (66 kW) Eng. W10B16A			6/01-		•		<b>613-333</b>				20	68	100							
			6/01-		•		<b>607-480</b>		26	21	53,34	75,2	48					1	1	
			6/01-7/04	L			M/T	<b>655-944</b>		26		22	75	72,5	-	76	60	620		
			6/01-7/04	R			M/T	<b>655-945</b>		26		22	75	72,5	-	76	335	887		
<b>Mini I Cabrio (R52) '04-'07</b>			L/R			NOTE	CIFAM ref.	ABS	A	B	C	D	E	F	H	I	L	M	Fig	
1.6 Cooper (85 kW) Eng. W10B16A			04-07		•		<b>613-333</b>				20	68	100							
			04-07		•		<b>607-480</b>		26	21	53,34	75,2	48					1	1	





































<b>Mini I Cabrio (R52) '04-'07</b>			L/R			NOTE	CIFAM ref.	ABS	A	B	C	D	E	F	H	I	L	M	Fig	
1.6 Cooper S (125 kW) Eng. W11B16A		04-		•		M/T	<b>613-362</b>				25	78	130							
		04-		•		M/T	<b>607-520</b>		26	23	54	82,3	49						1	1
1.6 One (66 kW) Eng. W10B16A		04-07		•			<b>613-333</b>				20	68	100							
		04-07		•			<b>607-480</b>		26	21	53,34	75,2	48						1	1
<b>Mini II Clubman (R55) '07-</b>			L/R			NOTE	CIFAM ref.	ABS	A	B	C	D	E	F	H	I	L	M	Fig	
1.4 (70 kW) Eng. N12B14A		10-		•		M/T	<b>613-440</b>				20	78	103							
		10-		•		M/T	<b>607-664</b>		26	24	54	81	49,2						1	1
1.6 Cooper (88 kW) Eng. N12B16A		07-		•		A/T	<b>613-477</b>				25	78	130							
		07-		•		M/T	<b>613-440</b>				20	78	103							
		07-		•		A/T	<b>607-705</b>		26	26	53,4	86,9	48						1	1
		07-		•		M/T	<b>607-664</b>		26	24	54	81	49,2						1	1
1.6 Cooper D (80 kW) Eng. 9HZ		07-		•		M/T	<b>613-440</b>				20	78	103							
		09-		•		M/T	<b>613-477</b>				25	78	130							
		07-		•		M/T	<b>607-664</b>		26	24	54	81	49,2						1	1
		09-		•		M/T	<b>607-705</b>		26	26	53,4	86,9	48						1	1
1.6 Cooper S (128 kW) Eng. N14B16A		07-		•		M/T	<b>613-440</b>				20	78	103							
		09-		•		M/T	<b>613-477</b>				25	78	130							
		07-		•		M/T	<b>607-664</b>		26	24	54	81	49,2						1	1
		09-		•		M/T	<b>607-705</b>		26	26	53,4	86,9	48						1	1
2.0 SD Cooper (105 kW) Eng. N47C20A		11-		•		M/T	<b>613-477</b>				25	78	130							
		11-		•		M/T	<b>607-705</b>		26	26	53,4	86,9	48						1	1
<b>Mini II, Cabrio (R56, R57) '06-</b>			L/R			NOTE	CIFAM ref.	ABS	A	B	C	D	E	F	H	I	L	M	Fig	
1.4 One (55 kW) Eng. N12B14A		09-		•		M/T	<b>613-440</b>				20	78	103							
		09-		•		M/T	<b>607-664</b>		26	24	54	81	49,2						1	1
1.4 One (70 kW) Eng. N12B14A		3/07-		•		M/T	<b>613-440</b>				20	78	103							
		3/07-		•		M/T	<b>607-664</b>		26	24	54	81	49,2						1	1
1.6 Cooper (160 kW) Eng. N14B16C		07-		•		M/T	<b>613-477</b>				25	78	130							
		07-		•		M/T	<b>607-705</b>		26	26	53,4	86,9	48						1	1
1.6 Cooper (90 kW) Eng. N16B16A		10-		•		M/T	<b>613-440</b>				20	78	103							
		10-		•		M/T	<b>607-664</b>		26	24	54	81	49,2						1	1





































<b>Mini II, Cabrio (R56, R57) '06-</b>			L/R			NOTE	CIFAM ref.	ABS	A	B	C	D	E	F	H	I	L	M	Fig	
1.6 Cooper D (80 kW) Eng. 9HZ		07-		•		M/T	613-477				25	78	130							
		07-		•		M/T	607-705		26	26	53,4	86,9	48						1	1
1.6 Cooper D (82 kW) Eng. N47C16A		10-		•		M/T	613-477				25	78	130							
		10-		•		M/T	607-705		26	26	53,4	86,9	48						1	1
1.6 Cooper S (135 kW) Eng. N18B16A		10-		•		M/T	613-477				25	78	130							
		10-		•		M/T	607-705		26	26	53,4	86,9	48						1	1
1.6 Cooper S, Cabrio (128 kW) Eng. N14B16A		06-		•		M/T	613-477				25	78	130							
		06-		•		M/T	607-705		26	26	53,4	86,9	48						1	1
1.6 Cooper, Cabrio (155 kW) Eng. W11B16AW		08-		•		M/T	613-477				25	78	130							
		08-		•		M/T	607-705		26	26	53,4	86,9	48						1	1
1.6 Cooper, Cabrio (88 kW) Eng. N12B16A		06-		•		M/T	613-440				20	78	103							
		06-		•		M/T	607-664		26	24	54	81	49,2						1	1
1.6 D (66 kW) Eng. N47C16A		09-		•		M/T	613-477				25	78	130							
		09-		•		M/T	607-705		26	26	53,4	86,9	48						1	1
1.6 One (55 kW) Eng. N16B16A		09-		•		M/T	613-440				20	78	103							
		09-		•		M/T	607-664		26	24	54	81	49,2						1	1
1.6 One, Cabrio (72 kW) Eng. N16B16A		09-		•		M/T	613-440				20	78	103							
		09-		•		M/T	607-664		26	24	54	81	49,2						1	1
2.0 SD Cooper (105 kW) Eng. N47C20A		11-		•		M/T	613-477				25	78	130							
		11-		•		M/T	607-705		26	26	53,4	86,9	48						1	1
<b>Mini III Coupe, Roadster (R58, R59) '11-</b>			L/R			NOTE	CIFAM ref.	ABS	A	B	C	D	E	F	H	I	L	M	Fig	
1.6 Cooper (90 kW) Eng. N16B16A		11-		•		M/T	613-440				20	78	103							
		11-		•		M/T	607-664		26	24	54	81	49,2						1	1
1.6 Cooper S (135 kW) Eng. N18B16A		11-		•		M/T	613-477				25	78	130							
		11-		•		M/T	607-705		26	26	53,4	86,9	48						1	1
1.6 Cooper S JCW (155 kW) Eng. N14B16C		11-		•		M/T	613-477				25	78	130							
		11-		•		M/T	607-705		26	26	53,4	86,9	48						1	1
2.0 SD Cooper (105 kW) Eng. N47C20A		11-		•		M/T	613-477				25	78	130							
		11-		•		M/T	607-705		26	26	53,4	86,9	48						1	1
































<b>Carisma (DA) '95-</b>			L/R			NOTE	CIFAM ref.	ABS	A	B	C	D	E	F	H	I	L	M	Fig		
1.6 (70-73 kW) Eng. 4G92		97-		•		+ABS	<b>613-414</b>				25	78	130								
		97-		•		+ABS	<b>607-628</b>	43	25	29	54	85,7	62						11	3	
1.6 (76 kW) Eng. 4G92		00-		•		+ABS	<b>613-414</b>				25	78	130								
		00-		•		+ABS	<b>607-628</b>	43	25	29	54	85,7	62						11	3	
1.8 GDi (90 kW) Eng. 4G93(GDI)		00-		•		+ABS	<b>613-410</b>				23	77	105								
		00-		•		+ABS	<b>607-668</b>	43	25	23	54	82	64						11	1	
1.8 GDi (92 kW) Eng. 4G93(GDI)		97-		•		+ABS	<b>613-410</b>				23	77	105								
		97-		•		+ABS	<b>607-668</b>	43	25	23	54	82	64						11	1	
1.9 TD (66 kW) Eng. F8QT		99-00		•		+ABS	<b>613-414</b>				25	78	130								
		99-00		•		+ABS	<b>607-628</b>	43	25	29	54	85,7	62						11	3	
<b>Colt I (A15A)/ Champ '69-'84</b>			L/R			NOTE	CIFAM ref.	ABS	A	B	C	D	E	F	H	I	L	M	Fig		
1.2 (A151A) (40 kW) Eng. 4G11		78-8/81		•		M/T+A/T	<b>613-045</b>				21	73	91								
		9/81-		•			<b>613-025</b>				21	73	91								
		78-8/81		•		M/T+A/T	<b>607-047</b>		25	22	50	82	63							5	2
		9/81-		•			<b>607-026</b>		25	22	50	82	63							5	1
1.4 (A152A) (51 kW) Eng. 4G12		79-84		•			<b>613-025</b>				21	73	91								
		79-84		•			<b>607-026</b>		25	22	50	82	63							5	1
1.4 T. (A152A) (77 kW) Eng. 4G12		81-84		•			<b>613-046</b>				21	73	91								
		81-84		•		M/T+A/T	<b>613-025</b>				21	73	91								
		81-84		•			<b>607-048</b>		25	23	50	78,7	64							5	1
		81-84		•		M/T+A/T	<b>607-026</b>		25	22	50	82	63							5	1
<b>Colt II (C1A)/ Champ '84-'88</b>			L/R			NOTE	CIFAM ref.	ABS	A	B	C	D	E	F	H	I	L	M	Fig		
1.2 (C15A) (40-44 kW) Eng. 4G16		3/84-5/86		•			<b>613-045</b>				21	73	91								
		6/86-6/88		•			<b>613-046</b>				21	73	91								
		3/84-5/86		•			<b>607-047</b>		25	22	50	82	63							5	2
		6/86-6/88		•			<b>607-048</b>		25	23	50	78,7	64							5	1
1.3 (C11A) (49-56 kW) Eng. G13B		86-88		•			<b>613-045</b>				21	73	91								
		86-88		•			<b>607-047</b>		25	22	50	82	63							5	2


































































<b>Colt II (C1A)/ Champ '84-'88</b>			L/R 		NOTE	CIFAM ref.	ABS	A	B	C	D	E	F	H	I	L	M	Fig		
1.5 (C12A) (51 kW) Eng. G15B		6/86-88	•			<b>613-046</b>				21	73	91								
		85-5/86	•		Design:MMC	<b>613-045</b>				21	73	91								
		6/86-88	•			<b>607-048</b>	25	23	50	78,7	64							5	1	
		85-5/86	•		Design:MMC	<b>607-047</b>	25	22	50	82	63							5	2	
1.5 (C12A) (55 kW) Eng. 4G15		6/86-88	•			<b>613-046</b>				21	73	91								
		84-5/86	•		Design:MMC	<b>613-045</b>				21	73	91								
		6/86-88	•			<b>607-048</b>	25	23	50	78,7	64							5	1	
		84-5/86	•		Design:MMC	<b>607-047</b>	25	22	50	82	63							5	2	
1.6 T. ECi (C13A) (92 kW) Eng. 4G32T-C		84-88	•			<b>613-025</b>				21	73	91								
		84-88	•			<b>607-026</b>	25	22	50	82	63							5	1	
1.8 D (C14A) (44 kW) Eng. 4D65		84-88	•			<b>613-046</b>				21	73	91								
		84-88	•			<b>607-048</b>	25	23	50	78,7	64							5	1	
<b>Colt III (C5A) '88-'92</b>			L/R 		NOTE	CIFAM ref.	ABS	A	B	C	D	E	F	H	I	L	M	Fig		
1.3 (44 kW) Eng. 4G13		88-90	•		Design:MMC	<b>613-025</b>				21	73	91								
		88-90	•		Design:NTN	<b>613-045</b>				21	73	91								
		88-90	•		Design:MMC	<b>607-026</b>	25	22	50	82	63							5	1	
		88-90	•		Design:NTN	<b>607-047</b>	25	22	50	82	63							5	2	
1.3 (C51A) (51 kW) Eng. 4G13		88-92	•		Design:MMC	<b>613-025</b>				21	73	91								
		88-92	•		Design:NTN	<b>613-045</b>				21	73	91								
		88-92	•		Design:MMC	<b>607-026</b>	25	22	50	82	63							5	1	
		88-92	•		Design:NTN	<b>607-047</b>	25	22	50	82	63							5	2	
1.3 12v (C51A) (55 kW) Eng. 4G13		90-92	•		Design:MMC	<b>613-025</b>				21	73	91								
		90-92	•		Design:NTN	<b>613-045</b>				21	73	91								
		90-92	•		Design:MMC	<b>607-026</b>	25	22	50	82	63							5	1	
		90-92	•		Design:NTN	<b>607-047</b>	25	22	50	82	63							5	2	
1.5 (C52A) (62 kW) Eng. 4G15		88-92	•		M/T+A/T, Design:NTN	<b>613-025</b>				21	73	91								
		88-92	•		M/T+A/T, Design:NTN	<b>607-026</b>	25	22	50	82	63							5	1	
1.5 (C52A) (66 kW) Eng. 4G15		88-92	•		M/T+A/T, Design:NTN	<b>613-025</b>				21	73	91								
		88-92	•		M/T+A/T, Design:NTN	<b>607-026</b>	25	22	50	82	63							5	1	

<b>Colt III (C5A) '88-'92</b>			L/R			NOTE	CIFAM ref.	ABS	A	B	C	D	E	F	H	I	L	M	Fig	
1.6 GTi 16v (C53A) (91 kW) Eng. 4G61		88-90	L	•		M/T+A/T	<b>613-155</b>				21	73	91							
		88-90	R	•		M/T	<b>613-090</b>				21	73	91							
		88-90			•		A/T	<b>607-191</b>		25	30	50	82	62					5	1
		88-90	L	•			M/T	<b>607-191</b>		25	30	50	82	62					5	1
		88-90	R	•			M/T	<b>607-104</b>		25	23	50	82	63					5	1
1.8 D GLX (C54A) (44 kW) Eng. 4D65		88-92		•			<b>613-155</b>				21	73	91							
		88-92		•			<b>607-191</b>		25	30	50	82	62					5	1	
<b>Colt IV (CAA) '92-'96</b>			L/R			NOTE	CIFAM ref.	ABS	A	B	C	D	E	F	H	I	L	M	Fig	
1.3 12v (CA1A) (55 kW) Eng. G13(BJ90-92/ 12V)		92-96		•			<b>613-138</b>				21	73	91							
		92-96		•			<b>607-161</b>		25	22	54	79	61					5	1	
1.6 16v (CA4A) (66-70-73-84 kW) Eng. 4G92		92-		•		M/T+A/T	<b>613-231</b>				23	77	91							
		92-		•		M/T+A/T	<b>607-329</b>		25	30	54	82,6						5	2	
1.8 GTi 16v (CA5A) (103 kW) Eng. 4G93		92-		•		M/T	<b>613-231</b>				23	77	91							
		92-		•		M/T	<b>607-329</b>		25	30	54	82,6						5	2	
<b>Colt V (CJA) '95-'04</b>			L/R			NOTE	CIFAM ref.	ABS	A	B	C	D	E	F	H	I	L	M	Fig	
1.3 12v (CJ1A) (55 kW) Eng. 4G13		96-00		•		+ABS	<b>613-422</b>				22	72	97							
		96-00		•		+ABS	<b>607-639</b>	43	25	29	54	80	64,2					5	2	
1.3 16v (60-61-63 kW) Eng. 4G13(16v)		00-04		•		+ABS	<b>613-422</b>				22	72	97							
		00-04		•		+ABS	<b>607-639</b>	43	25	29	54	80	64,2					5	2	
<b>Colt VI (CZ) '04-'09</b>			L/R			NOTE	CIFAM ref.	ABS	A	B	C	D	E	F	H	I	L	M	Fig	
1.1 12v (55 kW) Eng. 3A91		04-		•			<b>613-354</b>				22	72	127							
		04-		•			<b>607-507</b>		25	21	53,4	75						11	2	
1.3 16v (70 kW) Eng. 4A90		04-		•		+/-ABS	<b>613-354</b>				22	72	127							
		04-		•		+/-ABS	<b>607-507</b>		25	21	53,4	75						11	2	
1.5 16v, CZC Cabrio (80 kW) Eng. 4A91		04-		•		+/-ABS	<b>613-354</b>				22	72	127							
		04-		•		+/-ABS	<b>607-507</b>		25	21	53,4	75						11	2	
1.5 Di-D (50 kW) Eng. OM636.939		04-		•			<b>613-409</b>				22	82	126							
		04-		•			<b>607-615</b>		25	23	53	82	57,2					4	1	
1.5 Di-D HP (70 kW) Eng. OM639.939		04-		•			<b>613-409</b>				22	82	126							
		04-		•			<b>607-615</b>		25	23	53	82	57,2					4	1	





































<b>Colt VII (Z30) '09-</b>			L/R			NOTE	CIFAM ref.	ABS	A	B	C	D	E	F	H	I	L	M	Fig		
1.1 12v (55 kW) Eng. 3A91		09-		•			<b>613-354</b>				22	72	127								
		09-		•			<b>607-507</b>		25	21	53,4	75						11	2		
1.3 (70 kW) Eng. 4A90		09-		•			<b>613-354</b>				22	72	127								
		09-		•			<b>607-507</b>		25	21	53,4	75						11	2		
1.5 (80 kW) Eng. 4A91		08-		•			<b>613-354</b>				22	72	127								
		08-		•			<b>607-507</b>		25	21	53,4	75						11	2		
<b>Cordia (A21A) '82-'86</b>			L/R			NOTE	CIFAM ref.	ABS	A	B	C	D	E	F	H	I	L	M	Fig		
1.6 (A212A) (55 kW) Eng. 4G32		10/82-86		•		M/T+A/T	<b>613-025</b>				21	73	91								
		10/82-86		•		M/T+A/T	<b>607-026</b>		25	22	50	82	63					5	1		
1.6 T. (A212A) (84-85 kW) Eng. 4G32T		10/82-85		•			<b>613-090</b>				21	73	91								
		10/82-85		•			<b>607-104</b>		25	23	50	82	63					5	1		
1.8 (A215A) (66 kW) Eng. 4G37		10/86-		•			<b>613-090</b>				21	73	91								
		10/86-		•			<b>607-104</b>		25	23	50	82	63					5	1		
1.8 T. ECi (A213A) (100 kW) Eng. 4G62T(ECI)		84-86		•			<b>613-090</b>				21	73	91								
		84-86		•			<b>607-104</b>		25	23	50	82	63					5	1		
2.0 (74 kW) Eng. G63B		82-12/83		•			<b>613-025</b>				21	73	91								
		84-86		•		Usa	<b>613-046</b>				21	73	91								
		82-12/83		•			<b>607-026</b>		25	22	50	82	63						5	1	
		84-86		•		Usa	<b>607-048</b>		25	23	50	78,7	64						5	1	
2.0 T. (81 kW) Eng. G63BT		82-86		•		Usa	<b>613-055</b>				25	85	102								
		82-86		•		Usa	<b>607-064</b>		25	25	50	89,5	64,7					5	1		
<b>Eclipse I (D2A) '91-'95</b>			L/R			NOTE	CIFAM ref.	ABS	A	B	C	D	E	F	H	I	L	M	Fig		
2.0 16v, 4WD (D22A) (110 kW) Eng. 4G63		91-94		•		FWD, M/T+A/T	<b>613-126</b>				23	81	96								
		91-94		•		FWD, M/T+A/T	<b>607-148</b>		25	23	54	86,9	64,5					5	1		
<b>Galant III (E1A) '84-'87</b>			L/R			NOTE	CIFAM ref.	ABS	A	B	C	D	E	F	H	I	L	M	Fig		
1.6 (E11A) (55 kW) Eng. 4G32		84-87		•			<b>613-025</b>				21	73	91								
		84-87		•			<b>607-026</b>		25	22	50	82	63					5	1		
1.8 (E12A) (60-66 kW) Eng. 4G37		84-87		•			<b>613-090</b>				21	73	91								
		84-87		•			<b>607-104</b>		25	23	50	82	63					5	1		





































<b>Galant III (E1A) '84-'87</b>			L/R			NOTE	CIFAM ref.	ABS	A	B	C	D	E	F	H	I	L	M	Fig		
1.8 TD (E14A) (60 kW) Eng. 4D65T		84-87		•			<b>613-046</b>				21	73	91								
		84-87		•			<b>607-048</b>		25	23	50	78,7	64					5	1		
2.0 (E15A) (66 kW) Eng. G63B		86-87		•			<b>613-090</b>				21	73	91								
		86-87		•			<b>607-104</b>		25	23	50	82	63					5	1		
2.0 (E15A) (75-82-106-110 kW) Eng. 4G63		84-87		•			<b>613-090</b>				21	73	91								
		84-87		•			<b>607-104</b>		25	23	50	82	63					5	1		
2.0 T. ECi (E15A) (110 kW) Eng. 4G63T		84-85	L	•			<b>613-090</b>				21	73	91								
		84-85	R	•			<b>613-139</b>				25	85	102								
		84-85	L	•			<b>607-104</b>		25	23	50	82	63						5	1	
		84-85	R	•			<b>607-162</b>		25	25	50	89,5	60						5	1	
2.4 (E16A) (82 kW) Eng. G64B		85-87		•			<b>613-090</b>				21	73	91								
		85-87		•			<b>607-104</b>		25	23	50	82	63					5	1		
Sigma 2.0 Eng. E17A		86-87		•		New Zealand	<b>607-199</b>		25	26	50	95	61					5	1		
<b>Galant IV (E3A) '87-'92</b>			L/R			NOTE	CIFAM ref.	ABS	A	B	C	D	E	F	H	I	L	M	Fig		
1.8 (E32A) (63-66 kW) Eng. 4G37		87-8/90		•		M/T+A/T, +Carb.	<b>613-138</b>				21	73	91								
		9/90-10/92		•		M/T+A/T, +ECI	<b>613-125</b>				22	78	94								
		87-8/90		•		M/T+A/T, +Carb.	<b>607-161</b>		25	22	54	79	61						5	1	
		9/90-10/92		•		M/T+A/T, +ECI	<b>607-147</b>		25	23	54	83	62						5	1	
1.8 D (E34A) (55 kW) Eng. 4D65		88-10/92		•		M/T+A/T	<b>613-125</b>				22	78	94								
		88-10/92		•		M/T+A/T	<b>607-147</b>		25	23	54	83	62					5	1		
2.0 (E33A) (80 kW) Eng. 4G63		88-92		•		DOHC	<b>613-126</b>				23	81	96								
		88-92		•		M/T+A/T	<b>613-125</b>				22	78	94								
		88-92		•		DOHC	<b>607-148</b>		25	23	54	86,9	64,5						5	1	
		88-92		•		M/T+A/T	<b>607-147</b>		25	23	54	83	62						5	1	
2.0 Gti 16v, 4WD (E33A, E39A) (106-107 kW) Eng. 4G63		87-92		•		FWD	<b>613-231</b>				23	77	91								
		87-92		•		FWD	<b>607-329</b>		25	30	54	82,6							5	2	
3.0 V6 (104-108 kW) Eng. 6G72		87-92		•		New Zealand	<b>607-199</b>		25	26	50	95	61						5	1	
<b>Galant V (E5A, E7A, E8A) '92-'96</b>			L/R			NOTE	CIFAM ref.	ABS	A	B	C	D	E	F	H	I	L	M	Fig		
1.8 (E52A) (85 kW) Eng. 4G93		94-96		•		M/T+A/T	<b>613-231</b>				23	77	91								
		94-96		•		M/T+A/T	<b>607-329</b>		25	30	54	82,6							5	2	

<b>Galant V (E5A, E7A, E8A) '92-'96</b>			L/R			NOTE	CIFAM ref.	ABS	A	B	C	D	E	F	H	I	L	M	Fig	
1.8 GDi (E52A) (93 kW) Eng. 4G93(GDI)		11/92-96		•		M/T+A/T	<b>613-231</b>				23	77	91							
		11/92-96		•		M/T+A/T	<b>607-329</b>		25	30	54	82,6							5	2
2.0 TD (E57A) (66 kW) Eng. 4D68/ T		92-96		•			<b>613-233</b>				21	85	103							
		92-96		•			<b>607-332</b>		25	24	54	85,7	60,9						5	1
2.0 V6-24v (E54A) (110 kW) Eng. 6A12		11/92-96		•			<b>613-127</b>				25	78	130							
		11/92-96		•			<b>607-404</b>		25	23	54	86,9	64,5						5	2
2.0, 4WD (E75A,E55A) (101 kW) Eng. 4G63		92-96		•		FWD, M/T+A/T	<b>613-233</b>				21	85	103							
		92-96		•		FWD, M/T+A/T	<b>607-332</b>		25	24	54	85,7	60,9						5	1
<b>Lancer I (A17) / Mirage '69-'83</b>			L/R			NOTE	CIFAM ref.	ABS	A	B	C	D	E	F	H	I	L	M	Fig	
1.4 (A172) (50-77 kW) Eng. 4G12		8/79-83		•		M/T+A/T	<b>613-025</b>				21	73	91							
		8/79-83		•		M/T+A/T	<b>607-026</b>		25	22	50	82	63						5	1
1.6 (A174) (60-62 kW) Eng. 4G32GS		9/79-83		•			<b>613-090</b>				21	73	91							
		9/79-83		•			<b>607-104</b>		25	23	50	82	63						5	1
<b>Lancer II F (A17)/ Mirage '83-'84</b>			L/R			NOTE	CIFAM ref.	ABS	A	B	C	D	E	F	H	I	L	M	Fig	
1.2 (A171) (40 kW) Eng. 4G11		83-84		•		M/T+A/T	<b>613-025</b>				21	73	91							
		83-84		•		M/T+A/T	<b>607-026</b>		25	22	50	82	63						5	1
1.4 (A172) (50 kW) Eng. 4G12		83-84		•		M/T+A/T	<b>613-025</b>				21	73	91							
		83-84		•		M/T+A/T	<b>607-026</b>		25	22	50	82	63						5	1
1.4 T. (77 kW) Eng. 4G12		83-84		•		M/T+A/T	<b>613-090</b>				21	73	91							
		83-84		•		M/T+A/T	<b>607-104</b>		25	23	50	82	63						5	1
<b>Lancer III (C1A, C6A)/ Mirage '83-'92</b>			L/R			NOTE	CIFAM ref.	ABS	A	B	C	D	E	F	H	I	L	M	Fig	
1.2 (C15AS/C65A) (40-44 kW) Eng. 4G16		3/84-5/86		•			<b>613-045</b>				21	73	91							
		6/86-6/88		•			<b>613-046</b>				21	73	91							
		3/84-5/86		•			<b>607-047</b>		25	22	50	82	63						5	2
		6/86-6/88		•			<b>607-048</b>		25	23	50	78,7	64						5	1
1.3 (C11) (51 kW) Eng. 4G13B		86-90		•		M/T+A/T	<b>613-045</b>				21	73	91							
		86-90		•		M/T+A/T	<b>607-047</b>		25	22	50	82	63						5	2





























Lancer III (C1A, C6A)/ Mirage '83-'92			L/R			NOTE	CIFAM ref.	ABS	A	B	C	D	E	F	H	I	L	M	Fig	
1.5 (C12AS) (51 kW) Eng. G15B		10/85-3/89		•			613-046				21	73	91							
		-9/85		•		M/T+A/T	613-045				21	73	91							
		10/85-3/89		•			607-048		25	23	50	78,7	64						5	1
		-9/85		•		M/T+A/T	607-047		25	22	50	82	63						5	2
1.5 (C12AS) (55-62-64-66 kW) Eng. 4G15		83-88		•		M/T+A/T	613-025				21	73	91							
			83-88		•		M/T+A/T	607-026		25	22	50	82	63					5	1
Lancer III (C1V, C3V) SW/ Mirage '84-'92			L/R			NOTE	CIFAM ref.	ABS	A	B	C	D	E	F	H	I	L	M	Fig	
1.8 4WD (C37V) (61 kW) Eng. G37B		87-89		•		FWD, M/T+A/T	613-025				21	73	91							
			87-89		•		FWD, M/T+A/T	607-026		25	22	50	82	63					5	1
1.8 4WD (C37V) (63-66-69 kW) Eng. 4G37		87-92		•		FWD, M/T+A/T	613-025				21	73	91							
			87-92		•		FWD, M/T+A/T	607-026		25	22	50	82	63					5	1
1.8 D (C14V) (43-44 kW) Eng. 4D65		3/84-92		•			613-090				21	73	91							
			3/84-92		•			607-104		25	23	50	82	63					5	1
Lancer IV (C6A, C7A)/ Mirage '88-'94			L/R			NOTE	CIFAM ref.	ABS	A	B	C	D	E	F	H	I	L	M	Fig	
1.3 12v (C61A) (55 kW) Eng. 4G13		92-94		•		Design:MMC	613-045				21	73	91							
		92-94		•		A/T, Design:NTN	613-025				21	73	91							
		92-94		•		Design:MMC	607-047		25	22	50	82	63						5	2
		92-94		•		A/T, Design:NTN	607-026		25	22	50	82	63						5	1
1.5 12v (C62A) (61-62-66 kW) Eng. 4G15(12v)		9/88-8/90		•			613-045				21	73	91							
		9/90-92		•			613-025				21	73	91							
		9/88-8/90		•			607-047		25	22	50	82	63						5	2
		9/90-92		•			607-026		25	22	50	82	63						5	1
1.6 16v (C63) (91 kW) Eng. 4G61		88-89	L	•		M/T+A/T	613-155				21	73	91							
		88-89	R	•		M/T	613-090				21	73	91							
		88-89		•		A/T	607-191		25	30	50	82	62						5	1
		88-89	L	•		M/T	607-191		25	30	50	82	62						5	1
		88-89	R	•		M/T	607-104		25	23	50	82	63						5	1
1.8 4WD (C77A) (71 kW) Eng. 4G37		89-6/92		•		FWD, M/T+A/T	613-025				21	73	91							
			89-6/92		•		FWD, M/T+A/T	607-026		25	22	50	82	63					5	1
1.8 D (C64A) (44 kW) Eng. 4D65		88-92		•			613-155				21	73	91							
			88-92		•			607-191		25	30	50	82	62					5	1

















MITSUBISHI

Lancer V (CB/DA)/ Mirage SW '92-'95			L/R			NOTE	CIFAM ref.	ABS	A	B	C	D	E	F	H	I	L	M	Fig	
2.0 D (CB8W) (50 kW) Eng. 4D68		6/92-		•		M/T+A/T	613-233				21	85	103							
		6/92-		•		M/T+A/T	607-332		25	24	54	85,7	60,9						5	1
Lancer V (CB/DA)/ Mirage, Coupe '92-'95			L/R			NOTE	CIFAM ref.	ABS	A	B	C	D	E	F	H	I	L	M	Fig	
1.3 12v (CB1A) (55-56-58 kW) Eng. G13(BJ90-92/12V)		92-95		•			613-138				21	73	91							
		92-95		•			607-161		25	22	54	79	61						5	1
1.6 16v, 4WD (CB/CD4A) (66-70-73-83 kW) Eng. 4G92		1/94-		•		M/T+A/T	613-231				23	77	91							
		1/94-		•		M/T+A/T	607-329		25	30	54	82,6							5	2
1.8 16v (CB5A) (85-90-103 kW) Eng. 4G93		92-		•		M/T	613-231				23	77	91							
		92-		•		M/T	607-329		25	30	54	82,6							5	2
2.0 D (CB8A) (50 kW) Eng. 4D68		11/92-		•		M/T+A/T	613-233				21	85	103							
		11/92-		•		M/T+A/T	607-332		25	24	54	85,7	60,9						5	1
Lancer VI (CK/PA)/ Mirage coupe '95-'07			L/R			NOTE	CIFAM ref.	ABS	A	B	C	D	E	F	H	I	L	M	Fig	
1.6 16v (CK4A) (66-70-73-83 kW) Eng. 4G92		95-		•			613-231				23	77	91							
		95-		•			607-329		25	30	54	82,6							5	2
Magna '85-'93			L/R			NOTE	CIFAM ref.	ABS	A	B	C	D	E	F	H	I	L	M	Fig	
2.6 (T) (76 kW) Eng. 4G54B		85-90		•		Australia, Mod. TM, TN, TP	613-055				25	85	102							
		90-93		•		Australia, Mod. TR	613-107				25	85	102							
		85-90		•		Australia, Mod. TM, TN, TP	607-064		25	25	50	89,5	64,7						5	1
		90-93		•		Australia, Mod. TR	607-130		25	26	54	94,5	64,5						5	2
Nimbus (UA, UB) '84-'87			L/R			NOTE	CIFAM ref.	ABS	A	B	C	D	E	F	H	I	L	M	Fig	
1.8 (63-71 kW) Eng. 4G37		84-8/87		•			613-090				21	73	91							
		84-8/87		•			607-104		25	23	50	82	63						5	1
Nimbus (UC) '87-'91			L/R			NOTE	CIFAM ref.	ABS	A	B	C	D	E	F	H	I	L	M	Fig	
2.0 (65 kW) Eng. 4G63		9/87-91		•			613-045				21	73	91							
		9/87-91		•		Australia	613-090				21	73	91							
		9/87-91		•			607-047		25	22	50	82	63						5	2
		9/87-91		•		Australia	607-104		25	23	50	82	63						5	1








<b>Precis '83-'94</b>			L/R			NOTE	CIFAM ref.	ABS	A	B	C	D	E	F	H	I	L	M	Fig		
All models		83-		•		Usa	<b>613-025</b>				21	73	91								
		83-		•		Usa	<b>607-026</b>		25	22	50	82	63						5	1	
<b>Sigma III (F16A) '90-'96</b>			L/R			NOTE	CIFAM ref.	ABS	A	B	C	D	E	F	H	I	L	M	Fig		
2.5 V6 24v (F13A) (125 kW) Eng. 6G73		90-93		•		Usa	<b>613-107</b>				25	85	102								
		90-93		•		Usa	<b>607-130</b>		25	26	54	94,5	64,5						5	2	
3.0 V6 (F16A) (130 kW) Eng. 6G72		90-		•		Usa	<b>607-199</b>		25	26	50	95	61						5	1	
3.0 V6 (F16A) (151 kW) Eng. 6G72		90-		•		Usa	<b>613-107</b>				25	85	102								
		90-		•		Usa	<b>607-130</b>		25	26	54	94,5	64,5						5	2	
<b>Space Runner I (N1W, N2W) '91-'99</b>			L/R			NOTE	CIFAM ref.	ABS	A	B	C	D	E	F	H	I	L	M	Fig		
1.8, 4WD (N21W/N11W) (85-90-103 kW) Eng. 4G93		91-		•		Mod. N11W	<b>613-126</b>				23	81	96								
		91-		•		Mod. N11W	<b>607-148</b>		25	23	54	86,9	64,5						5	1	
<b>Space Star (DG0) '98-</b>			L/R			NOTE	CIFAM ref.	ABS	A	B	C	D	E	F	H	I	L	M	Fig		
1.3 16v (60-61-63 kW) Eng. 4G13(16v)		98-		•		+ABS	<b>613-438</b>				22	72	97								
		98-		•		+ABS	<b>607-662</b>	43	25	22	53,9	79,1	65						11	2	
1.6 16v (72 kW) Eng. 4G18		01-		•		+ABS	<b>613-438</b>				22	72	97								
		01-		•		+ABS	<b>607-662</b>	43	25	22	53,9	79,1	65						11	2	
1.8 GDi (82 kW) Eng. 4G93(GDI)		02-		•		+ABS	<b>613-410</b>				23	77	105								
		02-		•		+ABS	<b>607-668</b>	43	25	23	54	82	64						11	1	
1.8 GDi (87 kW) Eng. 4G93(GDI)		98-		•		+ABS	<b>613-410</b>				23	77	105								
		98-		•		+ABS	<b>607-668</b>	43	25	23	54	82	64						11	1	
1.8 GDi (90-92-93-96 kW) Eng. 4G93(GDI)		98-		•		+ABS	<b>613-410</b>				23	77	105								
		98-		•		+ABS	<b>607-668</b>	43	25	23	54	82	64						11	1	
<b>Space Wagon I (D0V/W) '83-'91</b>			L/R			NOTE	CIFAM ref.	ABS	A	B	C	D	E	F	H	I	L	M	Fig		
1.8 (D05W) (66 kW) Eng. 4G37		1/83-84	L	•		M/T+A/T	<b>613-125</b>				22	78	94								
		1/83-84	R	•		M/T+A/T	<b>613-090</b>				21	73	91								
		1/84-91		•				<b>613-025</b>				21	73	91							
		1/83-84	L	•		M/T+A/T	<b>607-147</b>		25	23	54	83	62							5	1
		1/83-84	R	•		M/T+A/T	<b>607-104</b>		25	23	50	82	63							5	1
		1/84-91		•				<b>607-026</b>		25	22	50	82	63						5	1








Space Wagon I (D0V/W) '83-'91			L/R			NOTE	CIFAM ref.	ABS	A	B	C	D	E	F	H	I	L	M	Fig		
1.8 4WD (D05V) (66 kW) Eng. 4G37		84-88	L	•		FWD	613-125				22	78	94								
		84-88	R	•		FWD	613-090				21	73	91								
		84-88	L	•		FWD	607-147		25	23	54	83	62						5	1	
		84-88	R	•		FWD	607-104		25	23	50	82	63						5	1	
1.8 D (D09W) (55 kW) Eng. 4D65		-86	L	•			613-125				22	78	94								
		-86	R	•			613-090				21	73	91								
		86-91		•			613-046				21	73	91								
		-86	L	•			607-147		25	23	54	83	62						5	1	
		-86	R	•			607-104		25	23	50	82	63						5	1	
		86-91		•			607-048		25	23	50	78,7	64						5	1	
2.0 (D04W) (62 kW) Eng. G63B		86-88	L	•			613-125				22	78	94								
		86-88	R	•			613-090				21	73	91								
		86-88	L	•			607-147		25	23	54	83	62						5	1	
		86-88	R	•			607-104		25	23	50	82	63						5	1	
2.0 (D04W) (75 kW) Eng. 4G63		85-91	L	•			613-125				22	78	94								
		85-91	R	•			613-090				21	73	91								
		85-91	L	•			607-147		25	23	54	83	62						5	1	
		85-91	R	•			607-104		25	23	50	82	63						5	1	
2.0 4WD (D08W) (62 kW) Eng. G63B		86-88		•		FWD	613-055				25	85	102								
		86-88		•		FWD	607-064		25	25	50	89,5	64,7					5	1		
<b>Space Wagon II (N3W, N4W) '91-'98</b>			L/R			NOTE	CIFAM ref.	ABS	A	B	C	D	E	F	H	I	L	M	Fig		
2.0, 4WD (N33W, N43W) (75-77-82-98-106-110 kW) Eng. 4G63		92-		•			613-127				25	78	130								
			92-		•			607-404		25	23	54	86,9	64,5					5	2	
<b>Super Lancer</b>			L/R			NOTE	CIFAM ref.	ABS	A	B	C	D	E	F	H	I	L	M	Fig		
All models				•			607-178		25	23	54	85	61					5	2		
<b>Tredia (A21) '82-'87</b>			L/R			NOTE	CIFAM ref.	ABS	A	B	C	D	E	F	H	I	L	M	Fig		
1.4 (A211) (51 kW) Eng. 4G12		82-85		•			613-025				21	73	91								
			82-85		•			607-026		25	22	50	82	63					5	1	
1.6 (A212) (55 kW) Eng. 4G32		82-87		•		M/T+A/T	613-025				21	73	91								
			82-87		•		M/T+A/T	607-026		25	22	50	82	63					5	1	

<b>Tredia (A21) '82-'87</b>			L/R			NOTE	CIFAM ref.	ABS	A	B	C	D	E	F	H	I	L	M	Fig		
1.6 T. (A212) (84-85 kW) Eng. 4G32T		82-85		•			<b>613-090</b>				21	73	91								
		82-85		•			<b>607-104</b>		25	23	50	82	63					5	1		
1.8 (A215) (66 kW) Eng. 4G37		9/84-12/86	L	•			<b>613-090</b>				21	73	91								
		9/84-12/86	R	•			<b>613-055</b>				25	85	102								
		9/84-12/86	L	•			<b>607-104</b>		25	23	50	82	63						5	1	
		9/84-12/86	R	•			<b>607-064</b>		25	25	50	89,5	64,7						5	1	
1.8 T. (A213A) (100 kW) Eng. G62B		84-86	L	•			<b>613-090</b>				21	73	91								
		84-86	R	•			<b>613-055</b>				25	85	102								
		84-86	L	•			<b>607-104</b>		25	23	50	82	63						5	1	
		84-86	R	•			<b>607-064</b>		25	25	50	89,5	64,7						5	1	
2.0 4WD		82-87		•		Usa	<b>613-046</b>				21	73	91								
		82-87		•		Usa	<b>613-055</b>				25	85	102								
		82-87		•		Usa	<b>607-048</b>		25	23	50	78,7	64						5	1	
		82-87		•		Usa	<b>607-064</b>		25	25	50	89,5	64,7						5	1	
<b>Vista '85-'91</b>			L/R			NOTE	CIFAM ref.	ABS	A	B	C	D	E	F	H	I	L	M	Fig		
All models		85-		•			<b>613-055</b>				25	85	102								
		85-		•			<b>607-064</b>		25	25	50	89,5	64,7					5	1		
























## MOSKVICh

























<b>21412 '89-</b>			L/R			NOTE	CIFAM ref.	ABS	A	B	C	D	E	F	H	I	L	M	Fig	
1.5 (51 kW)		5/89-		•			<b>613-104</b>				23	81	96							
		5/89-		•			<b>614-014</b>				21	100	100							
		5/89-		•			<b>607-184</b>		25	25	52	90	58					11	3	
		5/89-		•			<b>617-015</b>			25		100								

























## NISSAN






































<b>100 NX (B13) '90-'94</b>			L/R			NOTE	CIFAM ref.	ABS	A	B	C	D	E	F	H	I	L	M	Fig	
1.6, 16v (66-71-73 kW) Eng. GA16DS		3/90-94		•		-ABS	<b>613-182</b>				22	86	91							
		3/90-94		•		-ABS	<b>607-248</b>		25	23	55	90,3	56					5	2	












































200 SX (S14) '93-			L/R			NOTE	CIFAM ref.	ABS	A	B	C	D	E	F	H	I	L	M	Fig
1.6 16v (74 kW) Eng. GA16DE		95-		•		Usa	613-183				23	95	97						
		95-		•		Usa	607-249		27	25	56	100	59,5					5	2
310 '74-'83			L/R			NOTE	CIFAM ref.	ABS	A	B	C	D	E	F	H	I	L	M	Fig
1.3		79-83		•		Usa	613-026				21	71,5	90						
		79-83		•		Usa	607-027		24	22	52	78,8	69					3	1
Almera I (N15) '95-'00			L/R			NOTE	CIFAM ref.	ABS	A	B	C	D	E	F	H	I	L	M	Fig
1.4 i, 16v (55-64 kW) Eng. GA14DE		9/95-		•		+ABS	613-213				21	73	91						
		9/95-		•		-ABS	613-140				20	80	107						
		9/95-		•		+ABS	607-293	42	25	22	55	82	56					11	2
		9/95-		•		-ABS	607-163		25	22	55	82,6	54					11	2
1.6 (66-73-75 kW) Eng. GA16DE		9/95-		•		+ABS	613-201				22	86	91						
		9/95-		•		-ABS	613-182				22	86	91						
		9/95-		•		+ABS	607-275	42	25	23	55	90	56					5	2
		9/95-		•		-ABS	607-248		25	23	55	90,3	56					5	2
2.0 D (55 kW) Eng. CD20		9/95-		•		+ABS	613-201				22	86	91						
		9/95-		•		-ABS	613-182				22	86	91						
		9/95-		•		+ABS	607-275	42	25	23	55	90	56					5	2
		9/95-		•		-ABS	607-248		25	23	55	90,3	56					5	2
Almera II (N16) '00-			L/R			NOTE	CIFAM ref.	ABS	A	B	C	D	E	F	H	I	L	M	Fig
1.5 (66 kW) Eng. QG15DE		7/00-2/03		•		+ABS, Made in UK, Mod. EP1	613-330				22	72	97						
		00-		•		+ABS, ABS:42 Made in UK, Mod. EP1	607-647	42	25	22	55	79	56					11	1
		7/00-2/03		•		+ABS, ABS:44 Made in UK, Mod. EP1	607-476	44	25	22	55	79	56					11	1
1.5 (72 kW) Eng. QG15DE		02-2/03		•		+ABS, Made in UK, Mod. EP1	613-330				22	72	97						
		02-2/03		•		+ABS, ABS:44 Made in UK, Mod. EP1	607-476	44	25	22	55	79	56					11	1
		02-2/03		•		+ABS, ABS:42 Made in UK, Mod. EP1	607-647	42	25	22	55	79	56					11	1
1.5 DCi (60 kW) Eng. K9K702/ 710/ 722		03-2/03		•		+ABS, Made in UK	613-329				22	82	126						
		2/03-		•		+ABS, Made in UK	613-467				25	78	130						
		03-2/03		•		+ABS, Made in UK	607-475	42	25	23	55	82	56					11	1
		2/03-		•		+ABS, Made in UK	607-694	44	25	23	54,9	82	55,7					11	1

Almera II (N16) '00-			L/R			NOTE	CIFAM ref.	ABS	A	B	C	D	E	F	H	I	L	M	Fig	
1.8 16v (84-85 kW) Eng. QG18DE		00-		•		+ABS, Made in UK	613-329				22	82	126							
		01-8/02		•		+ABS, A/T, Made in UK	613-201				22	86	91							
		01-8/02		•		-ABS, A/T, Made in UK	613-182				22	86	91							
		00-		•		+ABS, Made in UK	607-475	42	25	23	55	82	56						11	1
		01-8/02		•		+ABS, A/T, Made in UK	607-275	42	25	23	55	90	56						5	2
		01-8/02		•		-ABS, A/T, Made in UK	607-248		25	23	55	90,3	56						5	2
2.2 DCi (100 kW) Eng. YD22DDTi		9/03-		•		+ABS, Made in UK	613-331				26	86	138							
		9/03-		•		+ABS, Made in UK	607-477	44	27	26	55	91	59					5	1	
2.2 DCi (82 kW) Eng. YD22DDT		9/03-		•		+ABS, Made in UK	613-331				26	86	138							
		9/03-		•		+ABS, Made in UK	607-477	44	27	26	55	91	59					5	1	
2.2 Di (81 kW) Eng. YD22DDT		00-03		•		+ABS, Made in Japan	613-472				24	90	94,5							
		00-03		•		+ABS, Made in UK	613-418				26	86	138							
		00-03		•		-ABS, Made in Japan	613-465				24	90	94,5							
		00-03		•		+ABS, Made in Japan	607-700	42	27	35	55	90,9	58,7						5	2
		00-03		•		+ABS, Made in UK	607-635	42	27	26	55	90,9	59,5						11	1
		00-03		•		-ABS, Made in Japan	607-692		27	35	55	94,6	58,7						5	2
Almera Tino (V10) '00-			L/R			NOTE	CIFAM ref.	ABS	A	B	C	D	E	F	H	I	L	M	Fig	
2.2 DCi (100 kW) Eng. YD22DDTi		03-		•			613-356				26	86	138							
		03-		•		+ABS	607-509	44	27	26	56	91	58,5						5	1
2.2 DCi (81-84-93 kW) Eng. YD22DDT		03-		•			613-356				26	86	138							
		03-		•		+ABS	607-509	44	27	26	56	91	58,5						5	1
2.2 Di (84 kW) Eng. YD22DDTi		8/00-		•			613-356				26	86	138							
		8/00-		•		+ABS	607-509	44	27	26	56	91	58,5						5	1
Axxess '89-'91			L/R			NOTE	CIFAM ref.	ABS	A	B	C	D	E	F	H	I	L	M	Fig	
All models		89-91		•		Usa	613-183				23	95	97							
		89-91		•		Usa	607-249		27	25	56	100	59,5						5	2
Bluebird (910) '80-'84			L/R			NOTE	CIFAM ref.	ABS	A	B	C	D	E	F	H	I	L	M	Fig	
1.6 (60 kW) Eng. L16S		80-83		•			613-085				23	81	96							
		80-83		•			607-098		27	23	56	90	59,5						5	2

























Bluebird (910) '80-'84			L/R			NOTE	CIFAM ref.	ABS	A	B	C	D	E	F	H	I	L	M	Fig
1.8, SW (65 kW) Eng. L18S		80-84		•			613-085				23	81	96						
		80-84		•			607-098		27	23	56	90	59,5					5	2
2.0 D, SW (44 kW) Eng. LD20		80-83		•			613-183				23	95	97						
		80-83		•			607-249		27	25	56	100	59,5					5	2
Bluebird (T72 , T12) '85-'91			L/R			NOTE	CIFAM ref.	ABS	A	B	C	D	E	F	H	I	L	M	Fig
1.6 (61 kW) Eng. CA16S		86-6/90		•		M/T+A/T	613-085				23	81	96						
		86-6/90		•		M/T+A/T	607-098		27	23	56	90	59,5					5	2
1.6 (66 kW) Eng. CA16S		86-91		•		M/T+A/T	613-085				23	81	96						
		86-91		•		M/T+A/T	607-098		27	23	56	90	59,5					5	2
1.8 (65 kW) Eng. CA18I		87-90		•		M/T+A/T	613-227				22	86	99						
		87-90		•		M/T+A/T	607-312		27	23	56	84	57,5					5	2
1.8 16v (95 kW) Eng. CA18D		2/89-12/90		•		M/T	613-085				23	81	96						
		2/89-12/90		•		+/-ABS, M/T, U.K.	613-143				22	88	88						
		2/89-12/90		•		M/T	607-098		27	23	56	90	59,5					5	2
		2/89-12/90		•		+ABS, M/T, U.K.	607-173	42	27	32	56	92	59					5	2
		2/89-12/90		•		-ABS, M/T, U.K.	607-172		27	32	56	92	59					5	2
2.0 (75 kW) Eng. CA20S		85-87		•			613-183				23	95	97						
		85-87		•			607-249		27	25	56	100	59,5					5	2
2.0 D (49 kW) Eng. LD20		3/86-12/90		•		M/T, SW	613-085				23	81	96						
		3/86-12/90		•		+/-ABS, M/T, U.K.	613-143				22	88	88						
		86-88		•			613-183				23	95	97						
		88-90		•			613-227				22	86	99						
		3/86-12/90		•		M/T, SW	607-098		27	23	56	90	59,5					5	2
		3/86-12/90		•		+ABS, M/T, U.K.	607-173	42	27	32	56	92	59					5	2
		3/86-12/90		•		-ABS, M/T, U.K.	607-172		27	32	56	92	59					5	2
		86-88		•			607-249		27	25	56	100	59,5					5	2
	88-90		•			607-312		27	23	56	84	57,5					5	2	
2.0 i (85 kW) Eng. CA20E		88-90		•		M/T	613-085				23	81	96						
		88-90		•		+/-ABS, M/T, U.K.	613-143				22	88	88						
		88-90		•		M/T	607-098		27	23	56	90	59,5					5	2
		88-90		•		+ABS, M/T, U.K.	607-173	42	27	32	56	92	59					5	2
		88-90		•		-ABS, M/T, U.K.	607-172		27	32	56	92	59					5	2






































<b>Bluebird (T72 , T12) '85-'91</b>			L/R			NOTE	CIFAM ref.	ABS	A	B	C	D	E	F	H	I	L	M	Fig	
2.0 i, kat (77 kW) Eng. CA20E/ KAT		88-90		•		M/T	<b>613-085</b>				23	81	96							
		88-90		•		+/-ABS, M/T, U.K.	<b>613-143</b>				22	88	88							
		88-90		•			M/T	<b>607-098</b>		27	23	56	90	59,5					5	2
		88-90		•			+ABS, M/T, U.K.	<b>607-173</b>	42	27	32	56	92	59					5	2
		88-90		•			-ABS, M/T, U.K.	<b>607-172</b>		27	32	56	92	59					5	2
<b>Bluebird (U11/ WU11) '83-'90</b>			L/R			NOTE	CIFAM ref.	ABS	A	B	C	D	E	F	H	I	L	M	Fig	
1.8 (66 kW) Eng. CA18S		83-88		•		M/T	<b>613-085</b>				23	81	96							
		83-88		•		M/T	<b>607-098</b>		27	23	56	90	59,5					5	2	
1.8 T. (99 kW) Eng. CA18T		10/85-		•			<b>613-085</b>				23	81	96							
		84-9/85		•		M/T	<b>613-183</b>				23	95	97							
		10/85-		•				<b>607-098</b>		27	23	56	90	59,5					5	2
		84-9/85		•			M/T	<b>607-249</b>		27	25	56	100	59,5					5	2
2.0 D, SW (43 kW) Eng. LD20		84-88		•		Exc. SW	<b>613-183</b>				23	95	97							
		88-90		•		SW	<b>613-227</b>				22	86	99							
		84-88		•			Exc. SW	<b>607-249</b>		27	25	56	100	59,5					5	2
		88-90		•			SW	<b>607-312</b>		27	23	56	84	57,5					5	2
2.0 D, SW (49 kW) Eng. LD20		84-88		•		M/T, Exc. SW	<b>613-183</b>				23	95	97							
		88-90		•		SW	<b>613-227</b>				22	86	99							
		84-88		•			M/T, Exc. SW	<b>607-249</b>		27	25	56	100	59,5					5	2
		88-90		•			SW	<b>607-312</b>		27	23	56	84	57,5					5	2
2.0 i, kat (77 kW) Eng. CA20E/ KAT		84-86		•		M/T	<b>613-085</b>				23	81	96							
		84-88		•			A/T	<b>613-183</b>				23	95	97						
		84-86		•			M/T	<b>607-098</b>		27	23	56	90	59,5					5	2
		84-88		•			A/T	<b>607-249</b>		27	25	56	100	59,5					5	2
2.0 i, SW (85 kW) Eng. CA20E		84-86		•		M/T	<b>613-085</b>				23	81	96							
		84-88		•			A/T	<b>613-183</b>				23	95	97						
		84-86		•			M/T	<b>607-098</b>		27	23	56	90	59,5					5	2
		84-88		•			A/T	<b>607-249</b>		27	25	56	100	59,5					5	2
2.0 SW (75 kW) Eng. CA20S		86-88		•		M/T	<b>613-183</b>				23	95	97							
		86-88		•		M/T	<b>607-249</b>		27	25	56	100	59,5					5	2	
2.0 TD (57 kW) Eng. LD20T		84-88		•		M/T	<b>613-183</b>				23	95	97							
		84-88		•		M/T	<b>607-249</b>		27	25	56	100	59,5					5	2	




























<b>Bluebird (U11/ WU11) '83-'90</b>			L/R			NOTE	CIFAM ref.	ABS	A	B	C	D	E	F	H	I	L	M	Fig	
2.0 TD (62 kW) Eng. LD20T		83-85		•		M/T	613-183				23	95	97							
		83-85		•		M/T	607-249		27	25	56	100	59,5					5	2	
<b>Cefiro '92-'97</b>			L/R			NOTE	CIFAM ref.	ABS	A	B	C	D	E	F	H	I	L	M	Fig	
2.0 (103 kW) Eng. VQ20DE		1/92-12/97		•		-ABS	607-324		29	25	56	89,7	57,5					5	2	
<b>Cherry II (V/N10) '78-'83</b>			L/R			NOTE	CIFAM ref.	ABS	A	B	C	D	E	F	H	I	L	M	Fig	
1.0 (32 kW) Eng. A10/ S		78-81		•		M/T	613-027				21	73	91							
		78-81		•		M/T	607-028		24	22	52	79,2	60,7					5	2	
1.2, Coupe, SW (38 kW) Eng. A12		78-81		•		M/T	613-027				21	73	91							
		78-81		•		M/T	607-028		24	22	52	79,2	60,7					5	2	
1.3, Coupe, SW (44 kW) Eng. E13		1/82-83		•		M/T	613-026				21	71,5	90							
		81-82		•		M/T	613-027				21	73	91							
		1/82-83		•		M/T	607-027		24	22	52	78,8	69					3	1	
		81-82		•		M/T	607-028		24	22	52	79,2	60,7					5	2	
1.4, Coupe, SW (59 kW) Eng. A14S		80-81		•		M/T	613-026				21	71,5	90							
		80-81		•		M/T	607-027		24	22	52	78,8	69					3	1	
1.5 (51 kW) Eng. E15		81-82		•		M/T	613-026				21	71,5	90							
		81-82		•		M/T	607-027		24	22	52	78,8	69					3	1	
<b>Cherry III (N12) '82-'86</b>			L/R			NOTE	CIFAM ref.	ABS	A	B	C	D	E	F	H	I	L	M	Fig	
1.3 (44 kW) Eng. E13		5/82-10/86		•		M/T	613-075				20	82	105							
		5/82-10/86		•		M/T	607-085		21	22	48	82,5	58					8	2	
1.5 (55 kW) Eng. E15S		83-86		•			613-086				21	73	91							
		83-86		•		Design:NTN	613-027				21	73	91							
		83-86		•			607-100		24	22	52	81	63					5	2	
		83-86		•		Design:NTN	607-028		24	22	52	79,2	60,7					5	2	
1.7 D (40 kW) Eng. CD17		82-86		•		M/T+A/T	613-086				21	73	91							
		86-		•		M/T	613-052				21	73	91							
		82-86		•		M/T+A/T	607-100		24	22	52	81	63					5	2	
		86-		•		M/T	607-060		25	22	52,2	82,3	56					11	2	
















Datsun 100 A (E10, BLF10) '74-'80			L/R			NOTE	CIFAM ref.	ABS	A	B	C	D	E	F	H	I	L	M	Fig	
1.0, SW (33 kW) Eng. A10		74-80		•		M/T	613-027				21	73	91							
		74-80		•		M/T	607-028		24	22	52	79,2	60,7						5	2
<b>Datsun 120 (B210) '62-'80</b>			L/R			NOTE	CIFAM ref.	ABS	A	B	C	D	E	F	H	I	L	M	Fig	
1.2, Y, A, Coupe (38 kW) Eng. A12		-80		•		M/T	613-027				21	73	91							
		-80		•		M/T	607-028		24	22	52	79,2	60,7						5	2
<b>Datsun 140 J/Y '73-'83</b>			L/R			NOTE	CIFAM ref.	ABS	A	B	C	D	E	F	H	I	L	M	Fig	
1.4, SW (48-49-63 kW) Eng. L14		-83		•		M/T	613-026				21	71,5	90							
		-83		•		M/T	607-027		24	22	52	78,8	69						3	1
<b>E10 '71-'75</b>			L/R			NOTE	CIFAM ref.	ABS	A	B	C	D	E	F	H	I	L	M	Fig	
All models		1/71-1/75		•		Usa	613-026				21	71,5	90							
		1/71-1/75		•		Usa	607-027		24	22	52	78,8	69						3	1
<b>Ex '87-'90</b>			L/R			NOTE	CIFAM ref.	ABS	A	B	C	D	E	F	H	I	L	M	Fig	
All models		87-90		•		Usa	607-276		25	24	52,2	90	54						5	2
<b>F10 '75-'82</b>			L/R			NOTE	CIFAM ref.	ABS	A	B	C	D	E	F	H	I	L	M	Fig	
All models		2/75-82		•		Usa	613-026				21	71,5	90							
		2/75-82		•		Usa	607-027		24	22	52	78,8	69						3	1
<b>Largo SXG '93-</b>			L/R			NOTE	CIFAM ref.	ABS	A	B	C	D	E	F	H	I	L	M	Fig	
2.0 TD 4WD (66 kW) Eng. CD20Ti		93-		•		FWD, A/T	613-227				22	86	99							
		93-		•		FWD, A/T	607-312		27	23	56	84	57,5						5	2
2.4i 4WD (85-93-98 kW) Eng. KA24DE		93-		•		FWD, A/T	613-227				22	86	99							
		93-		•		FWD, A/T	607-312		27	23	56	84	57,5						5	2
<b>Maxima (J30) '88-'94</b>			L/R			NOTE	CIFAM ref.	ABS	A	B	C	D	E	F	H	I	L	M	Fig	
1.8 T. (124 kW) Eng. CA18DET		88-94		•			613-085				23	81	96							
		88-94		•			607-098		27	23	56	90	59,5						5	2
3.0 i (125 kW) Eng. VG30E		88-94		•			613-229				25	85	102							
		88-94		•			607-323		27	25	56	89,7	57,5						5	2




































<b>Micra I (K10) '82-'92</b>			L/R			NOTE	CIFAM ref.	ABS	A	B	C	D	E	F	H	I	L	M	Fig	
1.0 (37-40-43 kW) Eng. MA10S		12/82-12/89		●		M/T+A/T	<b>613-106</b>				18	63	82							
		90-		●			<b>613-150</b>				18	63	82							
		12/82-12/89		●		M/T+A/T	<b>607-129</b>		21	19	48	71,3	57,5						5	2
		90-		●			<b>607-187</b>		23	19	48	71,3	58						5	2
1.2 (40-44 kW) Eng. MA12S		-92		●			<b>613-150</b>				18	63	82							
		-92		●			<b>607-187</b>		23	19	48	71,3	58					5	2	
<b>Micra II (K11) '92-'03</b>			L/R			NOTE	CIFAM ref.	ABS	A	B	C	D	E	F	H	I	L	M	Fig	
1.0 i 16v (40 kW) Eng. CG10DE/ GE		92-00		●		+ABS, M/T+A/T	<b>613-160</b>				21	67	84							
		92-00		●		-ABS, M/T+A/T	<b>613-159</b>				21	67	84							
		92-00		●		+ABS, M/T+A/T	<b>607-197</b>	42	23	19	48	72,3	57						5	2
		92-00		●		-ABS, M/T+A/T	<b>607-196</b>		23	19	48	72,3	57						5	2
		92-00	L				-ABS	<b>655-550</b>		23	19	21	72	69			50	608		
		92-00	R				-ABS	<b>655-551</b>		23	19	21	72	69			50	825		
1.0 i 16v (44 kW) Eng. CG10DE		00-03		●		+ABS, M/T+A/T	<b>613-160</b>				21	67	84							
		00-03		●		-ABS, M/T+A/T	<b>613-159</b>				21	67	84							
		00-03		●		+ABS, M/T+A/T	<b>607-197</b>	42	23	19	48	72,3	57						5	2
		00-03		●		-ABS, M/T+A/T	<b>607-196</b>		23	19	48	72,3	57						5	2
1.3 i 16v (55 kW) Eng. CG13DE/ GE		92-00		●		+ABS, M/T+A/T	<b>613-156</b>				20	80	93							
		92-00		●		-ABS, M/T+A/T	<b>613-157</b>				20	80	93							
		92-00		●		+ABS, M/T+A/T	<b>607-193</b>	42	23	22	48	81	57						5	2
		92-00		●		-ABS, M/T+A/T	<b>607-194</b>		23	22	48	81	57						5	2
		92-00	L				-ABS	<b>655-548</b>		23	22	24	81	82			51	595		
		92-00	R				-ABS	<b>655-549</b>		23		24	81	77	30		51,5	840		
1.4 i 16v (60 kW) Eng. CGA3DE		00-03		●		-ABS, M/T+A/T	<b>613-157</b>				20	80	93							
		00-03		●		-ABS, M/T+A/T	<b>607-194</b>		23	22	48	81	57					5	2	
1.5 D (42 kW) Eng. TD15/ TUD5		98-03		●		+ABS, M/T+A/T	<b>613-156</b>				20	80	93							
		98-03		●		-ABS, M/T+A/T	<b>613-157</b>				20	80	93							
		98-03		●		+ABS, M/T+A/T	<b>607-193</b>	42	23	22	48	81	57						5	2
		98-03		●		-ABS, M/T+A/T	<b>607-194</b>		23	22	48	81	57						5	2
<b>Micra III (K12) '03-'10</b>			L/R			NOTE	CIFAM ref.	ABS	A	B	C	D	E	F	H	I	L	M	Fig	
1.0 16v (48 kW) Eng. CR10DE		1/03-		●			<b>613-304</b>				20	68	100							
		1/03-		●			<b>607-442</b>		23	21	49	75	53						5	1






































<b>Micra III (K12) '03-'10</b>			L/R			NOTE	CIFAM ref.	ABS	A	B	C	D	E	F	H	I	L	M	Fig	
1.2 16v (48 kW) Eng. CR12		1/03-					<b>613-304</b>				20	68	100							
		1/03-					<b>607-442</b>		23	21	49	75	53					5	1	
1.2 16v (59 kW) Eng. CR12DE		1/03-					<b>613-304</b>				20	68	100							
		1/03-					<b>607-442</b>		23	21	49	75	53					5	1	
1.4 16v (65 kW) Eng. CR14DE		1/03-					<b>613-304</b>				20	68	100							
		1/03-					<b>607-442</b>		23	21	49	75	53					5	1	
1.5 DCi (48 kW) Eng. K9K		1/03-					<b>613-305</b>				20	78	103							
		1/03-					<b>607-443</b>		23	22	49	79	53					5	1	
1.5 DCi (50 kW) Eng. K9K		03-					<b>613-417</b>				22	72	97							
		03-					<b>607-634</b>		23	22	49	79,1	53					5	1	
1.5 DCi (60 kW) Eng. K9K		1/03-					<b>613-305</b>				20	78	103							
		1/03-					<b>607-443</b>		23	22	49	79	53					5	1	
1.5 DCi (63 kW) Eng. K9K		07-					<b>613-443</b>				23	77	105							
		07-					<b>607-667</b>		23	23	49	83,3	82,0					5	1	
1.6 16v (81 kW) Eng. HR16DE		05-					<b>613-417</b>				22	72	97							
		05-					<b>607-634</b>		23	22	49	79,1	53					5	1	
<b>Micra III Cabrio '05-'10</b>			L/R			NOTE	CIFAM ref.	ABS	A	B	C	D	E	F	H	I	L	M	Fig	
1.4 16v (65 kW) Eng. CR14DE		05-					<b>613-304</b>				20	68	100							
		05-					<b>607-442</b>		23	21	49	75	53					5	1	
1.6 16v (81 kW) Eng. HR16DE		05-					<b>613-417</b>				22	72	97							
		05-					<b>607-634</b>		23	22	49	79,1	53					5	1	
<b>Note (E11E) '06-</b>			L/R			NOTE	CIFAM ref.	ABS	A	B	C	D	E	F	H	I	L	M	Fig	
1.4 16v (65 kW) Eng. CR14DE		3/06-					<b>613-417</b>				22	72	97							
		3/06-					<b>607-634</b>		23	22	49	79,1	53					5	1	
1.5 DCi (50 kW) Eng. K9K752		06-					<b>613-443</b>				23	77	105							
		06-					<b>607-667</b>		23	23	49	83,3	82,0					5	1	
1.5 DCi (63 kW) Eng. K9K276		06-					<b>613-443</b>				23	77	105							
		06-					<b>607-667</b>		23	23	49	83,3	82,0					5	1	
1.5 DCi (76 kW) Eng. K9K278		08-				M/T, 5Sp, Exc. Euro 5	<b>613-443</b>				23	77	105							
		08-				M/T, 5Sp, Exc. Euro 5	<b>607-667</b>		23	23	49	83,3	82,0					5	1	























Note (E11E) '06-			L/R			NOTE	CIFAM ref.	ABS	A	B	C	D	E	F	H	I	L	M	Fig		
1.6 16v (81 kW) Eng. HR16DE		3/06-		•			613-417				22	72	97								
		3/06-		•			607-634		23	22	49	79,1	53					5	1		
Prairie (M10, NM10) '83-'88			L/R			NOTE	CIFAM ref.	ABS	A	B	C	D	E	F	H	I	L	M	Fig		
1.5 S (55 kW) Eng. E15S		84-		•		M/T	613-086				21	73	91								
		84-		•		M/T	607-100		24	22	52	81	63					5	2		
2.0 4WD (68-71-77-85 kW) Eng. CA20S		6/86-9/88		•		FWD	613-229				25	85	102								
		6/86-9/88		•		FWD	607-323		27	25	56	89,7	57,5					5	2		
Prairie Pro (M11) '88-'94			L/R			NOTE	CIFAM ref.	ABS	A	B	C	D	E	F	H	I	L	M	Fig		
2.0 i (71-72-77-85 kW) Eng. CA20EKat.		88-92		•		FWD, M/T	613-085				23	81	96								
		88-92		•		FWD, M/T	607-098		27	23	56	90	59,5					5	2		
2.0 i 4WD (71-72-77-85 kW) Eng. CA20EKat.		88-92		•		FWD, M/T	613-085				23	81	96								
		88-92		•		FWD, M/T	607-098		27	23	56	90	59,5					5	2		
Presea (R10) '90-			L/R			NOTE	CIFAM ref.	ABS	A	B	C	D	E	F	H	I	L	M	Fig		
1.5 (77 kW) Eng. GA15DS		90-		•		+ABS	613-213				21	73	91								
		90-		•		-ABS	613-140				20	80	107								
		90-		•		+ABS	607-293	42	25	22	55	82	56						11	2	
		90-		•		-ABS	607-163		25	22	55	82,6	54						11	2	
1.8 (84 kW) Eng. SR18Di		90-		•		+/-ABS, +LSD	613-228				22	86	91								
		90-		•		+ABS	613-201				22	86	91								
		90-		•		-ABS	613-182				22	86	91								
		90-		•		+ABS	607-275	42	25	23	55	90	56						5	2	
		90-		•		+ABS, +LSD	607-321	42	25	25	55	89,7	55						5	2	
		90-		•		-ABS	607-248		25	23	55	90,3	56						5	2	
		90-		•		-ABS, +LSD	607-315		25	25	55	89,7	55						5	2	
2.0 16v GTi (105 kW) Eng. SR20DE		90-		•		+/-ABS, +LSD	613-228				22	86	91								
		90-		•		+ABS, +LSD	607-321	42	25	25	55	89,7	55					5	2		
		90-		•		-ABS, +LSD	607-315		25	25	55	89,7	55					5	2		

Primera I (P10) '90-'96		L/R			NOTE	CIFAM ref.	ABS	A	B	C	D	E	F	H	I	L	M	Fig		
1.6 (66-71-73-75 kW) Eng. GA16DE/ DS		10/90-96		●	+/-ABS, M/T	<b>613-141</b>				20	80	93								
		10/90-96		●	+ABS, M/T	<b>607-165</b>	42	27	22	56	84	59						5	2	
		10/90-96		●	-ABS, M/T	<b>607-164</b>		27	22	56	84	59						5	2	
		90-96	L			+ABS	<b>655-619</b>	42	27	32	25	84	86	-	102	63	639	s9		
		90-96	L			-ABS	<b>655-617</b>		27	32	25	84	86	-	102	63	639	s9		
		90-96	R			+ABS	<b>655-620</b>	42	27		25	84	77	30	102	63,5	919	s5		
		90-96	R			-ABS	<b>655-618</b>		27		25	84	77	30	102	63,5	935	s5		
2.0 16v, 4WD (85-96-103 kW) Eng. SR20DI(SPI)		10/90-96		●	+/-ABS, FWD	<b>613-143</b>				22	88	88								
		10/90-96		●	+ABS, FWD	<b>607-173</b>	42	27	32	56	92	59						5	2	
		10/90-96		●	-ABS, FWD	<b>607-172</b>		27	32	56	92	59						5	2	
		90-96	L			+ABS, FWD, A/T Only 85Kw, A/T+M/T Only 96-103kw	<b>655-718</b>	42	27		25	84	87		102	310	617			
		90-96	L			-ABS, FWD, A/T Only 85Kw, A/T+M/T Only 96-103kw	<b>655-717</b>		27		25	84	87		102	310	617	s3		
		90-96	R			+ABS, FWD, A/T Only 85Kw, A/T+M/T Only 96-103kw	<b>655-719</b>	42	27		25	84	87		102	310	940			
90-96		R			-ABS, FWD, A/T Only 85Kw, A/T+M/T Only 96-103kw	<b>655-774</b>		27		25	84	87		102	310	940				
2.0 D (55 kW) Eng. CD20		91-96		●	+/-ABS, A/T	<b>613-143</b>				22	88	88								
		91-96		●	+/-ABS, M/T	<b>613-141</b>				20	80	93								
		91-96		●	+ABS, A/T	<b>607-173</b>	42	27	32	56	92	59						5	2	
		91-96		●	+ABS, M/T	<b>607-165</b>	42	27	22	56	84	59						5	2	
		91-96		●	-ABS, A/T	<b>607-172</b>		27	32	56	92	59						5	2	
		91-96		●	-ABS, M/T	<b>607-164</b>		27	22	56	84	59						5	2	
		91-96	L			+ABS, FWD, A/T	<b>655-718</b>	42	27		25	84	87		102	310	617			
		91-96	L			-ABS, FWD, A/T	<b>655-717</b>		27		25	84	87		102	310	617	s3		
		91-96	R			+ABS, FWD, A/T	<b>655-719</b>	42	27		25	84	87		102	310	940			
91-96		R			-ABS, FWD, A/T	<b>655-774</b>		27		25	84	87		102	310	940				
2.0 GT (110 kW) Eng. SR20DEEGIKat.		10/90-96		●	+/-ABS, M/T	<b>613-143</b>				22	88	88								
		10/90-96		●	+ABS, M/T	<b>607-173</b>	42	27	32	56	92	59						5	2	
		10/90-96		●	-ABS, M/T	<b>607-172</b>		27	32	56	92	59						5	2	
		90-96	L			+ABS, FWD, M/T	<b>655-718</b>	42	27		25	84	87		102	310	617			
		90-96	L			-ABS, FWD, M/T	<b>655-717</b>		27		25	84	87		102	310	617	s3		
		90-96	R			+ABS, FWD, M/T	<b>655-719</b>	42	27		25	84	87		102	310	940			
		90-96	R			-ABS, FWD, M/T	<b>655-774</b>		27		25	84	87		102	310	940			






























































<b>Primera II (P11) '96-'02</b>			L/R 	NOTE	CIFAM ref.	ABS	A	B	C	D	E	F	H	I	L	M	Fig	
2.0 16v (85 kW) Eng. SR20DI(SPI)		9/96-02	•	+ABS	<b>613-242</b>				22	88	88							
		9/96-02	•	+ABS	<b>607-349</b>	44	27	32	56	92	59						5	2
2.0 16v (96 kW) Eng. SR20DE(MPI)		9/96-02	•	+ABS	<b>613-242</b>				22	88	88							
		9/96-02	•	+ABS	<b>607-349</b>	44	27	32	56	92	59						5	2
2.0 i 16v (103 kW) Eng. SR20DE		99-02	•	+ABS	<b>613-242</b>				22	88	88							
		99-02	•	+ABS	<b>607-349</b>	44	27	32	56	92	59						5	2
2.0 TD (66 kW) Eng. CD20T		9/96-02	•	+ABS	<b>613-242</b>				22	88	88							
		9/96-02	•	+ABS	<b>607-349</b>	44	27	32	56	92	59						5	2
<b>Primera II (WP11) SW '98-'02</b>			L/R 	NOTE	CIFAM ref.	ABS	A	B	C	D	E	F	H	I	L	M	Fig	
1.6 16v (66-73 kW) Eng. GA16DE		98-02	•	+ABS	<b>613-241</b>				20	80	93							
		98-02	•	+ABS	<b>607-348</b>	44	27	22	56	83,8	59						5	2
		98-02	L		+ABS	<b>655-782</b>	44	27		25	84	81,9		103	63	640	s5	
		98-02	R		+ABS	<b>655-783</b>	44	27		25	84	80		103	63,2	920	s5	
1.8 16v (84 kW) Eng. QG18DE		99-02	•	+ABS	<b>613-242</b>				22	88	88							
		99-02	•	+ABS	<b>607-349</b>	44	27	32	56	92	59						5	2
2.0 16v (103 kW) Eng. SR20DE		99-02	•	+ABS	<b>613-242</b>				22	88	88							
		99-02	•	+ABS	<b>607-349</b>	44	27	32	56	92	59						5	2
2.0 16v (85 kW) Eng. SR20DI(SPI)		98-02	•	+ABS	<b>613-242</b>				22	88	88							
		98-02	•	+ABS	<b>607-349</b>	44	27	32	56	92	59						5	2
2.0 16v (96 kW) Eng. SR20DE(MPI)		98-02	•	+ABS	<b>613-242</b>				22	88	88							
		98-02	•	+ABS	<b>607-349</b>	44	27	32	56	92	59						5	2
2.0 TD (66 kW) Eng. CD20T		98-02	•	+ABS	<b>613-242</b>				22	88	88							
		98-02	•	+ABS	<b>607-349</b>	44	27	32	56	92	59						5	2
<b>Primera III (W/ P12), SW '02-</b>			L/R 	NOTE	CIFAM ref.	ABS	A	B	C	D	E	F	H	I	L	M	Fig	
1.6 (78 kW) Eng. QG16DE		3/02-	•	+ABS	<b>613-355</b>				22	82	126							
		3/02-	•	+ABS	<b>607-508</b>	44	27	23	56	82,1	59,5						5	1
1.6 (80 kW) Eng. QG16DE		3/02-	•	+ABS	<b>613-355</b>				22	82	126							
		3/02-	•	+ABS	<b>607-508</b>	44	27	23	56	82,1	59,5						5	1
1.8 16v (84 kW) Eng. QG18DE		3/02-	•	+ABS	<b>613-355</b>				22	82	126							
		3/02-	•	+ABS	<b>607-508</b>	44	27	23	56	82,1	59,5						5	1




















<b>Primera III (W/ P12), SW '02-</b>			L/R			NOTE	CIFAM ref.	ABS	A	B	C	D	E	F	H	I	L	M	Fig	
1.9 DCi (88 kW) Eng. F9Q		03-		•			613-307				26	86	138							
		03-		•			607-445		27	35	56	95	60					5	2	
2.0 16v (103 kW) Eng. QR20DE		3/02-		•		+ABS, M/T	613-356				26	86	138							
		3/02-		•		+ABS, M/T	607-509	44	27	26	56	91	58,5					5	1	
2.2 DCi (102 kW) Eng. YD22		03-		•		+ABS	613-356				26	86	138							
		03-		•		+ABS	607-509	44	27	26	56	91	58,5					5	1	
2.2 Di (81-84-93 kW) Eng. YD22DDT		3/02-		•		+ABS	613-356				26	86	138							
		3/02-		•		+ABS	607-509	44	27	26	56	91	58,5					5	1	
<b>Pulsar I/ Langley '78-'83</b>			L/R			NOTE	CIFAM ref.	ABS	A	B	C	D	E	F	H	I	L	M	Fig	
1.3, Coupe, SW (44 kW) Eng. E13		81-		•			607-314		21	19	48	71,5	56					3	1	
1.5 (51-62 kW) Eng. E15		81-82		•			613-026				21	71,5	90							
		81-82		•			607-027		24	22	52	78,8	69					3	1	
<b>Pulsar II/ Langley '82-'86</b>			L/R			NOTE	CIFAM ref.	ABS	A	B	C	D	E	F	H	I	L	M	Fig	
1.3 (44 kW) Eng. E13S		82-86		•		M/T	613-075				20	82	105							
		82-86		•		M/T	607-085		21	22	48	82,5	58					8	2	
1.5 (51 kW) Eng. E15E		82-86		•			613-027				21	73	91							
		82-86		•			607-028		24	22	52	79,2	60,7					5	2	
1.5, Coupe (55 kW) Eng. E15S		82-86		•		M/T+A/T	613-086				21	73	91							
		82-86		•		M/T+A/T	607-100		24	22	52	81	63					5	2	
1.7 D (40 kW) Eng. CD17		82-86		•		M/T+A/T	613-086				21	73	91							
		82-86		•		M/T+A/T	607-100		24	22	52	81	63					5	2	
<b>Pulsar III/ Langley '86-'91</b>			L/R			NOTE	CIFAM ref.	ABS	A	B	C	D	E	F	H	I	L	M	Fig	
1.3 (44 kW) Eng. E13S		86-		•		M/T	613-052				21	73	91							
		86-		•		M/T	607-060		25	22	52,2	82,3	56					11	2	
1.4 (55 kW) Eng. GA14S		88-		•		M/T+A/T	613-113				23	81	96							
		88-		•		M/T+A/T	607-136		25	25	52,2	89,6	56					5	2	
1.5, SW, Coupe (52 kW) Eng. E15S		86-		•		M/T+A/T	613-113				23	81	96							
		86-		•		M/T+A/T	607-136		25	25	52,2	89,6	56					5	2	




























<b>Pulsar III/ Langley '86-'91</b>			L/R			NOTE	CIFAM ref.	ABS	A	B	C	D	E	F	H	I	L	M	Fig		
1.6, SW, Coupe (62 kW) Eng. E16S		86-		•		A/T	<b>613-052</b>				21	73	91								
		86-		•		M/T	<b>613-078</b>				25	85	102								
		86-		•		A/T	<b>607-060</b>		25	22	52,2	82,3	56						11	2	
		86-		•		M/T	<b>607-088</b>		25	23	52,2	90,3	54						5	2	
1.7 D, SW (40 kW) Eng. CD17		86-89		•		M/T	<b>613-052</b>				21	73	91								
		86-89		•		M/T	<b>607-060</b>		25	22	52,2	82,3	56						11	2	
1.8 GTI 16v, Coupe (92 kW) Eng. CA18D		89-91		•		M/T+A/T	<b>613-113</b>				23	81	96								
		89-91		•		M/T+A/T	<b>607-136</b>		25	25	52,2	89,6	56						5	2	
<b>Pulsar IV/ Langley '90-'95</b>			L/R			NOTE	CIFAM ref.	ABS	A	B	C	D	E	F	H	I	L	M	Fig		
1.3 Eng. GA13DS		90-		•		+ABS, M/T+A/T	<b>613-213</b>				21	73	91								
		90-		•		-ABS, M/T+A/T	<b>613-140</b>				20	80	107								
		90-		•		+ABS, M/T+A/T	<b>607-293</b>	42	25	22	55	82	56						11	2	
		90-		•		-ABS, M/T+A/T	<b>607-163</b>		25	22	55	82,6	54						11	2	
1.4 i (55 kW) Eng. GA14DS		90-		•		+ABS, M/T+A/T	<b>613-213</b>				21	73	91								
		90-		•		-ABS, M/T+A/T	<b>613-140</b>				20	80	107								
		90-		•		+ABS, M/T+A/T	<b>607-293</b>	42	25	22	55	82	56						11	2	
		90-		•		-ABS, M/T+A/T	<b>607-163</b>		25	22	55	82,6	54						11	2	
1.4 i 16v (64 kW) Eng. GA14DE		10/90-		•		+ABS, FWD	<b>613-201</b>				22	86	91								
		10/90-		•		-ABS, FWD	<b>613-182</b>				22	86	91								
		10/90-		•		+ABS, FWD	<b>607-275</b>	42	25	23	55	90	56						5	2	
		10/90-		•		-ABS, FWD	<b>607-248</b>		25	23	55	90,3	56						5	2	
1.5 (77 kW) Eng. GA15DS		90-		•		+ABS, M/T+A/T	<b>613-213</b>				21	73	91								
		90-		•		-ABS, M/T+A/T	<b>613-140</b>				20	80	107								
		90-		•		+ABS, M/T+A/T	<b>607-293</b>	42	25	22	55	82	56						11	2	
		90-		•		-ABS, M/T+A/T	<b>607-163</b>		25	22	55	82,6	54						11	2	
1.5 4WD (77 kW) Eng. GA15DS		91-		•		+ABS, FWD	<b>613-201</b>				22	86	91								
		91-		•		-ABS, FWD	<b>613-182</b>				22	86	91								
		91-		•		+ABS, FWD	<b>607-275</b>	42	25	23	55	90	56						5	2	
		91-		•		-ABS, FWD	<b>607-248</b>		25	23	55	90,3	56						5	2	
1.6, 16v 4WD, SW (66 kW) Eng. GA16DS		90-		•		+ABS	<b>613-201</b>				22	86	91								
		90-		•		-ABS	<b>613-182</b>				22	86	91								
		90-		•		+ABS	<b>607-275</b>	42	25	23	55	90	56						5	2	
		90-		•		-ABS	<b>607-248</b>		25	23	55	90,3	56						5	2	
























































<b>Pulsar IV/ Langley '90-'95</b>			L/R			NOTE	CIFAM ref.	ABS	A	B	C	D	E	F	H	I	L	M	Fig		
1.7 D (40 kW) Eng. CD17		90-		•		+ABS, M/T	613-213				21	73	91								
		90-		•		-ABS, M/T	613-140				20	80	107								
		90-		•		+ABS, M/T	607-293	42	25	22	55	82	56						11	2	
		90-		•		-ABS, M/T	607-163		25	22	55	82,6	54						11	2	
1.7 D 4WD (40 kW) Eng. CD17		90-		•		+ABS, FWD, M/T	613-201				22	86	91								
		90-		•		-ABS, FWD, M/T	613-182				22	86	91								
		90-		•		+ABS, FWD, M/T	607-275	42	25	23	55	90	56						5	2	
		90-		•		-ABS, FWD, M/T	607-248		25	23	55	90,3	56						5	2	
1.8 (84 kW) Eng. SR18DE		90-		•		+/-ABS	613-228				22	86	91								
		90-		•		+ABS	607-321	42	25	25	55	89,7	55						5	2	
		90-		•		-ABS	607-315		25	25	55	89,7	55					5	2		
1.8 4WD (84 kW) Eng. GA18DE		90-		•		+ABS, FWD, M/T	613-201				22	86	91								
		90-		•		-ABS, FWD, M/T	613-182				22	86	91								
		90-		•		+ABS, FWD, M/T	607-275	42	25	23	55	90	56						5	2	
		90-		•		-ABS, FWD, M/T	607-248		25	23	55	90,3	56						5	2	
2.0 D, SW (55 kW) Eng. CD20		90-		•		+ABS, M/T+A/T	613-213				21	73	91								
		90-		•		-ABS, M/T+A/T	613-140				20	80	107								
		90-		•		+ABS, M/T+A/T	607-293	42	25	22	55	82	56						11	2	
		90-		•		-ABS, M/T+A/T	607-163		25	22	55	82,6	54						11	2	
2.0 GTI-R 4WD (162 kW) Eng. SR20DET		90-95		•		+ABS, FWD	613-201				22	86	91								
		90-95		•		-ABS, FWD	613-182				22	86	91								
		90-95		•		+ABS, FWD	607-275	42	25	23	55	90	56						5	2	
		90-95		•		-ABS, FWD	607-248		25	23	55	90,3	56						5	2	
2.0i (95 kW) Eng. SR20i		90-		•		+ABS	613-201				22	86	91								
		90-		•		-ABS, M/T	613-182				22	86	91								
		90-		•		+ABS	607-275	42	25	23	55	90	56						5	2	
		90-		•		-ABS, M/T	607-248		25	23	55	90,3	56						5	2	
<b>Qashqai (J10) '07-</b>			L/R			NOTE	CIFAM ref.	ABS	A	B	C	D	E	F	H	I	L	M	Fig		
2.0 DCi, Allrad (110 kW) Eng. M9R7		07-		•			613-471				26	86	138								
			07-		•			607-698		29	36	56	101,3	60,1					5	2	
<b>Sentra I '81-'82</b>			L/R			NOTE	CIFAM ref.	ABS	A	B	C	D	E	F	H	I	L	M	Fig		
130A Eng. A13				•			607-314		21	19	48	71,5	56					3	1		




















<b>Sentra I '81-'82</b>			L/R			NOTE	CIFAM ref.	ABS	A	B	C	D	E	F	H	I	L	M	Fig	
140, CX (59 kW) Eng. A14				•		-ABS, South Africa	<b>613-140</b>				20	80	107							
				•		-ABS, South Africa	<b>607-163</b>		25	22	55	82,6	54					11	2	
160, CX, CS, SE				•		+ABS, South Africa	<b>613-201</b>				22	86	91							
				•		-ABS, South Africa	<b>613-182</b>				22	86	91							
				•		+ABS, South Africa	<b>607-275</b>	42	25	23	55	90	56					5	2	
				•		-ABS, South Africa	<b>607-248</b>		25	23	55	90,3	56					5	2	
<b>Sentra II (B11), SW '82-'87</b>			L/R			NOTE	CIFAM ref.	ABS	A	B	C	D	E	F	H	I	L	M	Fig	
1.3, Coupe (44 kW) Eng. E13		82-87		•		M/T	<b>613-075</b>				20	82	105							
		82-87		•		M/T	<b>607-085</b>		21	22	48	82,5	58					8	2	
1.5, Coupe (55 kW) Eng. E15S		82-86		•			<b>613-027</b>				21	73	91							
		82-86		•			<b>607-028</b>		24	22	52	79,2	60,7					5	2	
1.7 D (40 kW) Eng. CD17		82-86		•		M/T+A/T	<b>613-086</b>				21	73	91							
		82-86		•		M/T+A/T	<b>607-100</b>		24	22	52	81	63					5	2	
<b>Sentra III (N13, B12) '86-'91</b>			L/R			NOTE	CIFAM ref.	ABS	A	B	C	D	E	F	H	I	L	M	Fig	
1.3 (44 kW) Eng. E13S		86-91		•		M/T	<b>613-052</b>				21	73	91							
		86-91		•		M/T	<b>607-060</b>		25	22	52,2	82,3	56					11	2	
1.5, SW, Coupe (52 kW) Eng. E15S		86-88		•		M/T+A/T	<b>613-113</b>				23	81	96							
		86-88		•		M/T+A/T	<b>607-136</b>		25	25	52,2	89,6	56					5	2	
1.6, SW, Coupe (62 kW) Eng. E16S		86-88		•		A/T	<b>613-052</b>				21	73	91							
		86-88		•		M/T	<b>613-078</b>				25	85	102							
		86-88		•		A/T	<b>607-060</b>		25	22	52,2	82,3	56					11	2	
		86-88		•		M/T	<b>607-088</b>		25	23	52,2	90,3	54					5	2	
1.7 D, SW (40 kW) Eng. CD17		86-89		•		M/T	<b>613-052</b>				21	73	91							
		86-89		•		M/T	<b>607-060</b>		25	22	52,2	82,3	56					11	2	
1.8 GTI 16v, Coupe (92 kW) Eng. CA18D		89-91		•		M/T+A/T	<b>613-113</b>				23	81	96							
		89-91		•		M/T+A/T	<b>607-136</b>		25	25	52,2	89,6	56					5	2	









































Sentra IV (N14, B13) '90-'95			L/R			NOTE	CIFAM ref.	ABS	A	B	C	D	E	F	H	I	L	M	Fig	
1.3 Eng. GA13DS		90-		•		+ABS, M/T+A/T	613-213				21	73	91							
		90-		•		-ABS, M/T+A/T	613-140				20	80	107							
		90-		•		+ABS, M/T+A/T	607-293	42	25	22	55	82	56						11	2
		90-		•		-ABS, M/T+A/T	607-163		25	22	55	82,6	54						11	2
1.4 i (55 kW) Eng. GA14DS		90-		•		+ABS, M/T+A/T	613-213				21	73	91							
		90-		•		-ABS, M/T+A/T	613-140				20	80	107							
		90-		•		Taiwan	607-262		25	30	55	83	56,5						5	2
		90-		•		+ABS, M/T+A/T	607-293	42	25	22	55	82	56						11	2
		90-		•		-ABS, M/T+A/T	607-163		25	22	55	82,6	54						11	2
1.4 i 16v (64 kW) Eng. GA14DE		10/90-		•		+ABS, FWD	613-201				22	86	91							
		10/90-		•		-ABS, FWD	613-182				22	86	91							
		10/90-		•		+ABS, FWD	607-275	42	25	23	55	90	56						5	2
		10/90-		•		-ABS, FWD	607-248		25	23	55	90,3	56						5	2
1.5 (77 kW) Eng. GA15DS		90-		•		+ABS, M/T+A/T	613-213				21	73	91							
		90-		•		-ABS, M/T+A/T	613-140				20	80	107							
		90-		•		+ABS, M/T+A/T	607-293	42	25	22	55	82	56						11	2
		90-		•		-ABS, M/T+A/T	607-163		25	22	55	82,6	54						11	2
1.5 4WD (77 kW) Eng. GA15DS		90-		•		+ABS, FWD	613-201				22	86	91							
		90-		•		-ABS, FWD	613-182				22	86	91							
		90-		•		+ABS, FWD	607-275	42	25	23	55	90	56						5	2
		90-		•		-ABS, FWD	607-248		25	23	55	90,3	56						5	2
1.6 16v, 4WD, SW (73-75 kW) Eng. GA16DE		92-		•		+ABS	613-201				22	86	91							
		92-		•		-ABS	613-182				22	86	91							
		92-		•		+ABS	607-275	42	25	23	55	90	56						5	2
		92-		•		-ABS	607-248		25	23	55	90,3	56						5	2
1.6, 16v 4WD, SW (66 kW) Eng. GA16DS		90-		•		Usa	613-180				25	90	107							
		90-		•		+ABS	613-201				22	86	91							
		90-		•		-ABS	613-182				22	86	91							
		90-		•		Usa	607-246		25	32	55	87	56						5	2
		90-		•		+ABS	607-275	42	25	23	55	90	56						5	2
		90-		•		-ABS	607-248		25	23	55	90,3	56						5	2
1.7 D (40 kW) Eng. CD17		90-		•		+ABS, M/T	613-213				21	73	91							
		90-		•		-ABS, M/T	613-140				20	80	107							
		90-		•		+ABS, M/T	607-293	42	25	22	55	82	56						11	2
		90-		•		-ABS, M/T	607-163		25	22	55	82,6	54						11	2

<b>Sentra IV (N14, B13) '90-'95</b>			L/R			NOTE	CIFAM ref.	ABS	A	B	C	D	E	F	H	I	L	M	Fig			
1.7 D 4WD (40 kW) Eng. CD17		90-		•		+ABS, FWD, M/T	<b>613-201</b>				22	86	91									
		90-		•		-ABS, FWD, M/T	<b>613-182</b>				22	86	91									
		90-		•		+ABS, FWD, M/T	<b>607-275</b>	42	25	23	55	90	56						5	2		
		90-		•		-ABS, FWD, M/T	<b>607-248</b>		25	23	55	90,3	56						5	2		
1.8 (84 kW) Eng. SR18DE		90-		•		+/-ABS	<b>613-228</b>				22	86	91									
		90-		•		+ABS	<b>607-321</b>	42	25	25	55	89,7	55						5	2		
		90-		•		-ABS	<b>607-315</b>		25	25	55	89,7	55						5	2		
1.8 4WD (84 kW) Eng. GA18DE		90-		•		+ABS, FWD, M/T	<b>613-201</b>				22	86	91									
		90-		•		-ABS, FWD, M/T	<b>613-182</b>				22	86	91									
		90-		•		+ABS, FWD, M/T	<b>607-275</b>	42	25	23	55	90	56							5	2	
		90-		•		-ABS, FWD, M/T	<b>607-248</b>		25	23	55	90,3	56							5	2	
2.0 D, SW (55 kW) Eng. CD20		90-		•		+ABS, M/T+A/T	<b>613-213</b>				21	73	91									
		90-		•		-ABS, M/T+A/T	<b>613-140</b>				20	80	107									
		90-		•		+ABS, M/T+A/T	<b>607-293</b>	42	25	22	55	82	56							11	2	
		90-		•		-ABS, M/T+A/T	<b>607-163</b>		25	22	55	82,6	54							11	2	
2.0i (95 kW) Eng. SR20i		90-		•		+ABS, M/T	<b>613-201</b>				22	86	91									
		90-		•		-ABS, M/T	<b>613-182</b>				22	86	91									
		90-		•		+ABS, M/T	<b>607-275</b>	42	25	23	55	90	56							5	2	
		90-		•		-ABS, M/T	<b>607-248</b>		25	23	55	90,3	56							5	2	
<b>Serena (C23M) '92-</b>			L/R			NOTE	CIFAM ref.	ABS	A	B	C	D	E	F	H	I	L	M	Fig			
2.0 16v (93 kW) Eng. SR20DE		11/92-		•		M/T+A/T	<b>613-227</b>				22	86	99									
			11/92-		•		M/T+A/T	<b>607-312</b>		27	23	56	84	57,5						5	2	
2.0 D (49 kW) Eng. LD20		11/92-		•		M/T+A/T	<b>613-227</b>				22	86	99									
			11/92-		•		M/T+A/T	<b>607-312</b>		27	23	56	84	57,5						5	2	
<b>Stanza II (T11) '81-'85</b>			L/R			NOTE	CIFAM ref.	ABS	A	B	C	D	E	F	H	I	L	M	Fig			
1.6 (61 kW) Eng. CA16S		81-85		•		M/T	<b>613-086</b>				21	73	91									
			81-85		•		M/T	<b>607-100</b>		24	22	52	81	63						5	2	
1.8, SGL (65-66 kW) Eng. CA18/ S		81-85		•			<b>613-086</b>				21	73	91									
			81-85		•			<b>607-100</b>		24	22	52	81	63						5	2	

<b>Stanza III (T12)/ Auster '86-'90</b>			L/R 		NOTE	CIFAM ref.	ABS	A	B	C	D	E	F	H	I	L	M	Fig	
1.6 (61 kW) Eng. CA16S		85-88	•			613-085				23	81	96							
		85-88	•			607-098		27	23	56	90	59,5					5	2	
1.8 (65-74 kW) Eng. CA18I		86-88	•			613-085				23	81	96							
		88-	•			613-229				25	85	102							
		86-88	•			607-098		27	23	56	90	59,5					5	2	
		88-	•			607-323		27	25	56	89,7	57,5					5	2	
1.8 16v (92-95 kW) Eng. CA18D		88-	•			613-229				25	85	102							
		88-	•			607-323		27	25	56	89,7	57,5					5	2	
1.8 T. (124 kW) Eng. CA18DET		86-12/88	•			613-183				23	95	97							
		86-12/88	•			607-249		27	25	56	100	59,5					5	2	
<b>Sunny I (B) '71-'82</b>			L/R 		NOTE	CIFAM ref.	ABS	A	B	C	D	E	F	H	I	L	M	Fig	
130A Eng. A13			•			607-314		21	19	48	71,5	56					3	1	
<b>Sunny II (B11), SW '82-'87</b>			L/R 		NOTE	CIFAM ref.	ABS	A	B	C	D	E	F	H	I	L	M	Fig	
1.3, Coupe (44 kW) Eng. E13S		82-87	•		M/T	613-075				20	82	105							
		82-87	•		M/T	607-085		21	22	48	82,5	58					8	2	
1.5, Coupe (55 kW) Eng. E15S		82-86	•			613-027				21	73	91							
		82-86	•			607-028		24	22	52	79,2	60,7					5	2	
1.7 D (40 kW) Eng. CD17		82-86	•		M/T+A/T	613-086				21	73	91							
		82-86	•		M/T+A/T	607-100		24	22	52	81	63					5	2	
<b>Sunny III (N13, B12) '86-'91</b>			L/R 		NOTE	CIFAM ref.	ABS	A	B	C	D	E	F	H	I	L	M	Fig	
1.3 (44 kW) Eng. E13S		86-91	•		M/T	613-077				20	75	91,5							
		86-91	•		M/T	607-087		25	22	52,2	80	56					11	2	
1.4 (55 kW) Eng. GA14S		88-91	•		M/T+A/T	613-113				23	81	96							
		88-91	•		M/T+A/T	607-136		25	25	52,2	89,6	56					5	2	
1.5, SW, Coupe (52 kW) Eng. E15S		86-88	•		M/T+A/T	613-113				23	81	96							
		86-88	•		M/T+A/T	607-136		25	25	52,2	89,6	56					5	2	
1.6 i 12v, SW, Coupe, 4WD (66 kW) Eng. GA16i		88-91	•			613-078				25	85	102							
		88-91	•			607-088		25	23	52,2	90,3	54					5	2	






<b>Sunny III (N13, B12) '86-'91</b>			L/R			NOTE	CIFAM ref.	ABS	A	B	C	D	E	F	H	I	L	M	Fig	
1.6, SW, Coupe (62 kW) Eng. E16S		86-88		•		A/T	<b>613-077</b>				20	75	91,5							
		86-88		•		M/T	<b>613-078</b>				25	85	102							
		86-88		•		A/T	<b>607-087</b>		25	22	52,2	80	56						11	2
		86-88		•		M/T	<b>607-088</b>		25	23	52,2	90,3	54						5	2
1.7 D, SW (40 kW) Eng. CD17		86-89		•		M/T	<b>613-077</b>				20	75	91,5							
		86-89		•		M/T	<b>607-087</b>		25	22	52,2	80	56						11	2
1.8 GTI 16v, Coupe (92 kW) Eng. CA18D		89-91		•		M/T+A/T	<b>613-113</b>				23	81	96							
		89-91		•		M/T+A/T	<b>607-136</b>		25	25	52,2	89,6	56						5	2
<b>Sunny IV (N14) '90-'95</b>			L/R			NOTE	CIFAM ref.	ABS	A	B	C	D	E	F	H	I	L	M	Fig	
1.3 Eng. GA13DS		90-95		•		+ABS, M/T+A/T	<b>613-213</b>				21	73	91							
		90-95		•		-ABS, M/T+A/T	<b>613-140</b>				20	80	107							
		90-95		•		+ABS, M/T+A/T	<b>607-293</b>	42	25	22	55	82	56						11	2
		90-95		•		-ABS, M/T+A/T	<b>607-163</b>		25	22	55	82,6	54						11	2
1.4 i (55 kW) Eng. GA14DS/ DE		90-95		•		+ABS, FWD, M/T	<b>613-213</b>				21	73	91							
		90-95		•		-ABS, FWD, M/T	<b>613-140</b>				20	80	107							
		90-95		•		+ABS, FWD, M/T	<b>607-293</b>	42	25	22	55	82	56						11	2
		90-95		•		-ABS, FWD, M/T	<b>607-163</b>		25	22	55	82,6	54						11	2
1.4 i 16v (64 kW) Eng. GA14DE		90-95		•		+ABS, FWD, A/T	<b>613-201</b>				22	86	91							
		90-95		•		+ABS, FWD, M/T	<b>613-213</b>				21	73	91							
		90-95		•		-ABS, FWD, A/T	<b>613-182</b>				22	86	91							
		90-95		•		-ABS, FWD, M/T	<b>613-140</b>				20	80	107							
		90-95		•		+ABS, FWD, A/T	<b>607-275</b>	42	25	23	55	90	56						5	2
		90-95		•		+ABS, FWD, M/T	<b>607-293</b>	42	25	22	55	82	56						11	2
		90-95		•		-ABS, FWD, A/T	<b>607-248</b>		25	23	55	90,3	56						5	2
		90-95		•		-ABS, FWD, M/T	<b>607-163</b>		25	22	55	82,6	54						11	2
1.5 (51 kW) Eng. GA15DS		90-95		•		+ABS, M/T+A/T	<b>613-213</b>				21	73	91							
		90-95		•		+ABS, FWD	<b>613-201</b>				22	86	91							
		90-95		•		-ABS, M/T+A/T	<b>613-140</b>				20	80	107							
		90-95		•		-ABS, FWD	<b>613-182</b>				22	86	91							
		90-95		•		+ABS, M/T+A/T	<b>607-293</b>	42	25	22	55	82	56						11	2
		90-95		•		+ABS, FWD	<b>607-275</b>	42	25	23	55	90	56						5	2
		90-95		•		-ABS, M/T+A/T	<b>607-163</b>		25	22	55	82,6	54						11	2
		90-95		•		-ABS, FWD	<b>607-248</b>		25	23	55	90,3	56						5	2

Sunny IV (N14) '90-'95		L/R			NOTE	CIFAM ref.	ABS	A	B	C	D	E	F	H	I	L	M	Fig		
1.6, 16v 4WD, SW (66 kW) Eng. GA16DS/ DE/ DEL		90-95	•		+ABS	613-201				22	86	91								
		90-95	•		-ABS	613-182				22	86	91								
		90-95	•		+ABS	607-275	42	25	23	55	90	56						5	2	
		90-95	•		-ABS	607-248		25	23	55	90,3	56						5	2	
1.7 D (40 kW) Eng. CD17		90-95	•		+ABS, M/T	613-213				21	73	91								
		90-95	•		-ABS, M/T	613-140				20	80	107								
		90-95	•		+ABS, M/T	607-293	42	25	22	55	82	56						11	2	
		90-95	•		-ABS, M/T	607-163		25	22	55	82,6	54						11	2	
1.7 D 4WD (40 kW) Eng. CD17		90-95	•		+ABS, FWD, M/T	613-201				22	86	91								
		90-95	•		-ABS, FWD, M/T	613-182				22	86	91								
		90-95	•		+ABS, FWD, M/T	607-275	42	25	23	55	90	56						5	2	
		90-95	•		-ABS, FWD, M/T	607-248		25	23	55	90,3	56						5	2	
1.8 (84 kW) Eng. SR18DE		90-95	•		+/-ABS	613-228				22	86	91								
		90-95	•		+ABS	607-321	42	25	25	55	89,7	55						5	2	
		90-95	•		-ABS	607-315		25	25	55	89,7	55						5	2	
1.8 4WD (84 kW) Eng. GA18DE		90-95	•		+ABS, FWD, M/T	613-201				22	86	91								
		90-95	•		-ABS, FWD, M/T	613-182				22	86	91								
		90-95	•		+ABS, FWD, M/T	607-275	42	25	23	55	90	56						5	2	
		90-95	•		-ABS, FWD, M/T	607-248		25	23	55	90,3	56						5	2	
2.0 D, SW (55 kW) Eng. CD20		90-95	•		+ABS, M/T+A/T	613-213				21	73	91								
		90-95	•		-ABS, M/T+A/T	613-140				20	80	107								
		90-95	•		+ABS, M/T+A/T	607-293	42	25	22	55	82	56						11	2	
		90-95	•		-ABS, M/T+A/T	607-163		25	22	55	82,6	54						11	2	
2.0 GTI-R 4WD (147-162 kW) Eng. SR20DET		90-95	•		+ABS, FWD	613-201				22	86	91								
		90-95	•		-ABS, FWD	613-182				22	86	91								
		90-95	•		+ABS, FWD	607-275	42	25	23	55	90	56						5	2	
		90-95	•		-ABS, FWD	607-248		25	23	55	90,3	56						5	2	
2.0i (95 kW) Eng. SR20i		90-95	•		+ABS	613-201				22	86	91								
		90-95	•		-ABS, M/T	613-182				22	86	91								
		90-95	•		+ABS	607-275	42	25	23	55	90	56						5	2	
		90-95	•		-ABS, M/T	607-248		25	23	55	90,3	56						5	2	





















<b>Sunny IV (Y10) '90-'95</b>			L/R			NOTE	CIFAM ref.	ABS	A	B	C	D	E	F	H	I	L	M	Fig
1.6, 16v 4WD, SW (66 kW) Eng. GA16DS/ DE		90-95		•		+ABS, FWD	<b>613-201</b>				22	86	91						
		90-95		•		-ABS, FWD	<b>613-182</b>				22	86	91						
		90-95		•		+ABS, FWD	<b>607-275</b>	42	25	23	55	90	56					5	2
		90-95		•		-ABS, FWD	<b>607-248</b>		25	23	55	90,3	56					5	2
<b>Tsuru I '84-'87</b>			L/R			NOTE	CIFAM ref.	ABS	A	B	C	D	E	F	H	I	L	M	Fig
All models		84-87		•			<b>613-041</b>				21	73	91						
		84-87		•			<b>607-043</b>		24	22	52	81	63					5	3
<b>Tsuru II '88-'92</b>			L/R			NOTE	CIFAM ref.	ABS	A	B	C	D	E	F	H	I	L	M	Fig
All models		88-92		•		Mexico, Mod. B12	<b>607-305</b>		25	22	55	82	57					11	2
		88-92		•		M/T+A/T	<b>607-276</b>		25	24	52,2	90	54					5	2
<b>Tsuru III '92-'95</b>			L/R			NOTE	CIFAM ref.	ABS	A	B	C	D	E	F	H	I	L	M	Fig
GS		92-95		•			<b>613-195</b>				25	87,5	110						
		92-95		•			<b>607-265</b>		25	24	55	90	56,5					5	2
<b>Vector (N12) '82-'87</b>			L/R			NOTE	CIFAM ref.	ABS	A	B	C	D	E	F	H	I	L	M	Fig
1.5 (51 kW) Eng. E15		8/82-6/87		•		Australia	<b>613-086</b>				21	73	91						
		8/82-6/87		•		Australia	<b>607-100</b>		24	22	52	81	63					5	2
<b>X-Trail I (T30) '01-'07</b>			L/R			NOTE	CIFAM ref.	ABS	A	B	C	D	E	F	H	I	L	M	Fig
2.0 16v (103 kW) Eng. QR20DE		7/01-		•		+ABS	<b>613-396</b>				25	90	107						
		7/01-		•		+ABS	<b>607-600</b>	44	29	25	56	98	60					5	2
2.2 DCi (100 kW) Eng. YD22DDTi		03-		•		+ABS	<b>613-396</b>				25	90	107						
		03-		•		+ABS	<b>607-600</b>	44	29	25	56	98	60					5	2
2.2 DCi (81-84-93 kW) Eng. YD22DDT		7/01-		•		+ABS	<b>613-396</b>				25	90	107						
		7/01-		•		+ABS	<b>607-600</b>	44	29	25	56	98	60					5	2
2.5 (121 kW) Eng. QR25DE		03-		•		+ABS	<b>613-396</b>				25	90	107						
		03-		•		+ABS	<b>607-600</b>	44	29	25	56	98	60					5	2
<b>X-Trail II (T31) '07-</b>			L/R			NOTE	CIFAM ref.	ABS	A	B	C	D	E	F	H	I	L	M	Fig
2.0 DCi (110 kW) Eng. M9R7		07-		•			<b>613-471</b>				26	86	138						
		07-		•			<b>607-698</b>		29	36	56	101,3	60,1					5	2




















































## NISSAN

X-Trail II (T31) '07-			L/R			NOTE	CIFAM ref.	ABS	A	B	C	D	E	F	H	I	L	M	Fig	
2.0 DCi (127 kW) Eng. M9R760		07-		•			613-471				26	86	138							
		07-		•			607-698		29	36	56	101,3	60,1					5	2	

## NISSAN LCV

AD /Wagon Max (Y10) '90-'96			L/R			NOTE	CIFAM ref.	ABS	A	B	C	D	E	F	H	I	L	M	Fig	
1.5 4WD (64-75 kW) Eng. GA15DS		10/90-8/96		•		+ABS, FWD, M/T	613-201				22	86	91							
		10/90-8/96		•		+ABS, FWD, M/T	607-275	42	25	23	55	90	56					5	2	
1.7 D 4WD (40 kW) Eng. CD17		10/90-8/93		•		+ABS, FWD	613-201				22	86	91							
		10/90-8/93		•		+ABS, FWD	607-275	42	25	23	55	90	56					5	2	
Interstar (X70) '02-			L/R			NOTE	CIFAM ref.	ABS	A	B	C	D	E	F	H	I	L	M	Fig	
1.9 DCi (60 kW) Eng. F9Q772		02-		•		+ABS, Ch B000462-	613-313				26	86	138							
		02-		•		+ABS, Ch -B000461	613-485				26	86	138							
		02-		•		+ABS, Ch B000462-	607-453	51	28	36	64,5	96,5	58						11	2
		02-		•		+ABS, Ch -B000461	607-713	51	28	36	64,5	96,5	58						11	2
		02-	L				+ABS, M/T, G.Box:PF1	655-869	51	28			101,5		37	96		644	s7	
		02-	L				-ABS, M/T, G.Box:PF1	655-867		28			101,5		37	96		644	s7	
		02-	R				+ABS, M/T, G.Box:PF1	655-870	51	28	39		101,5	81,1		96	390	1154	s4	
		02-	R				-ABS, M/T, G.Box:PF1	655-868		28	39		101,5	81,1		96	390	1154	s4	
2.2 DCi (66 kW) Eng. G9T722		02-		•		+ABS, Ch B000462-	613-313				26	86	138							
		02-		•		+ABS, Ch -B000461	613-485				26	86	138							
		02-		•		+ABS, Ch B000462-	607-453	51	28	36	64,5	96,5	58						11	2
		02-		•		+ABS, Ch -B000461	607-713	51	28	36	64,5	96,5	58						11	2
2.5 DCi (107 kW) Eng. G9U632		06-10		•		+ABS, Ch -B000461, Self-locking nut	613-484				26	86	138							
		06-10		•		+ABS, Ch B000462-, Not Self-locking nut	613-486				26	86	138							
		06-10		•		+ABS, Ch -B000461, Self-locking nut	607-712	51	28	36	64,5	101,9	57,1						11	2
		06-10		•		+ABS, Ch B000462-, Not Self-locking nut	607-714	51	28	36	64,5	101,9	57,1						11	2
2.5 DCi (73 kW) Eng. G9U754		03-		•		+ABS, Ch B000462-	613-313				26	86	138							
		03-		•		+ABS, Ch -B000461	613-485				26	86	138							
		03-		•		+ABS, Ch B000462-	607-453	51	28	36	64,5	96,5	58						11	2
		03-		•		+ABS, Ch -B000461	607-713	51	28	36	64,5	96,5	58						11	2
		01-10	R				+ABS, M/T, G.Box:PK5	655-862	51	28	39		101,5	84	34	96	431,8	1142	s4	
		03-	L				+ABS, M/T, G.Box:PK5	655-861	51	28			101,5		37	96		664	s10	

Interstar (X70) '02-			L/R			NOTE	CIFAM ref.	ABS	A	B	C	D	E	F	H	I	L	M	Fig		
2.5 DCi (74 kW) Eng. G9U650		06-10		●		+ABS, Ch -B000461, Self-locking nut	<b>613-484</b>				26	86	138								
		06-10		●		+ABS, Ch B000462-, Not Self-locking nut	<b>613-486</b>				26	86	138								
		06-10		●		+ABS, Ch -B000461, Self-locking nut	<b>607-712</b>	51	28	36	64,5	101,9	57,1						11	2	
		06-10		●		+ABS, Ch B000462-, Not Self-locking nut	<b>607-714</b>	51	28	36	64,5	101,9	57,1						11	2	
2.5 DCi (84 kW) Eng. G9U720		02-		●		+ABS, Ch B000462-	<b>613-313</b>				26	86	138								
		02-		●		+ABS, Ch -B000461	<b>613-485</b>				26	86	138								
		02-		●		+ABS, Ch B000462-	<b>607-453</b>	51	28	36	64,5	96,5	58						11	2	
		02-		●		+ABS, Ch -B000461	<b>607-713</b>	51	28	36	64,5	96,5	58						11	2	
		02-	L				+ABS, M/T, G.Box:PK5	<b>655-861</b>	51	28			101,5		37	96		664	s10		
		02-	R				+ABS, M/T, G.Box:PK5	<b>655-862</b>	51	28	39		101,5	84	34	96	431,8	1142	s4		
2.5 DCi (88 kW) Eng. G9U632		06-		●		+ABS, Ch B000462-, G.Box:PF6	<b>613-313</b>				26	86	138								
		06-10		●		+ABS, Ch -B000461, Self-locking nut	<b>613-484</b>				26	86	138								
		06-10		●		+ABS, Ch B000462-, Not Self-locking nut	<b>613-486</b>				26	86	138								
		06-		●		+ABS, Ch B000462-, G.Box:PF6	<b>607-453</b>	51	28	36	64,5	96,5	58							11	2
		06-10		●		+ABS, Ch -B000461, Self-locking nut	<b>607-712</b>	51	28	36	64,5	101,9	57,1							11	2
		06-10		●		+ABS, Ch B000462-, Not Self-locking nut	<b>607-714</b>	51	28	36	64,5	101,9	57,1							11	2
		06-	L				+ABS, M/T, G.Box:PF6	<b>655-1037</b>	51	28		39	101,5	-	-	96	74	701			
		8/06-	R				+ABS, M/T, G.Box:PF6	<b>655-1067</b>	51	28		39	101,5	-	-	96	428	1116			
Kubistar (X76) '03-			L/R			NOTE	CIFAM ref.	ABS	A	B	C	D	E	F	H	I	L	M	Fig		
1.2 (44 kW) Eng. D7F726		03-		●		+ABS	<b>613-260</b>				20	78	103								
			03-		●		+ABS	<b>607-378</b>	26	21	30	52,2	84	51					11	2	
		03-	L				+ABS, M/T	<b>655-786</b>	44	21			84		29,94	85,3		630	s7		
		03-	R				+ABS, M/T	<b>655-787</b>	44	21	23		84	80		85,3	40	725	s8		
1.2 16v (55 kW) Eng. D4F712		06-		●		+ABS	<b>613-372</b>				22	76	113								
			06-		●		+ABS	<b>607-542</b>	44	23	30	57,3	85	50,8					11	2	
		06-	L				+ABS, M/T	<b>655-786</b>	44	21			84		29,94	85,3		630	s7		
		06-	R				+ABS, M/T	<b>655-787</b>	44	21	23		84	80		85,3	40	725	s8		
1.2 16v (55 kW) Eng. D4F730		05-		●		+ABS	<b>613-372</b>				22	76	113								
			05-		●		+ABS	<b>607-542</b>	44	23	30	57,3	85	50,8					11	2	
		05-	L				+ABS, M/T	<b>655-786</b>	44	21			84		29,94	85,3		630	s7		
		05-	R				+ABS, M/T	<b>655-787</b>	44	21	23		84	80		85,3	40	725	s8		

Kubistar (X76) '03-		L/R			NOTE	CIFAM ref.	ABS	A	B	C	D	E	F	H	I	L	M	Fig	
1.5 DCi (42 kW) Eng. K9K		03-		●	+ABS	613-372				22	76	113							
			03-		●	+ABS	607-542	44	23	30	57,3	85	50,8					11	2
			03-	L			+ABS, M/T	655-786	44	21		84		29,94	85,3			630	s7
		03-	R			+ABS, M/T	655-787	44	21	23		84	80		85,3	40	725	s8	
1.5 DCi (45 kW) Eng. K9K710/ 714		05-		●	+ABS	613-372				22	76	113							
			05-		●	+ABS	607-542	44	23	30	57,3	85	50,8					11	2
			05-	L			+ABS, M/T	655-786	44	21		84		29,94	85,3			630	s7
		05-	R			+ABS, M/T	655-787	44	21	23		84	80		85,3	40	725	s8	
1.5 DCi (48 kW) Eng. K9K704		03-		●	+ABS	613-372				22	76	113							
			03-		●	+ABS	607-542	44	23	30	57,3	85	50,8					11	2
			03-	L			+ABS, M/T	655-786	44	21		84		29,94	85,3			630	s7
		03-	R			+ABS, M/T	655-787	44	21	23		84	80		85,3	40	725	s8	
1.5 DCi (50 kW) Eng. K9K700		06-		●	+ABS	613-372				22	76	113							
			06-		●	+ABS	607-542	44	23	30	57,3	85	50,8					11	2
1.5 DCi (60 kW) Eng. K9K710/ 722		03-		●	+ABS	613-372				22	76	113							
			03-		●	+ABS	607-542	44	23	30	57,3	85	50,8					11	2
			03-	L			+ABS, M/T	655-865	44	23		83,6		30	86			630	s7
		03-	R			+ABS, M/T	655-866	44	23	23		83,6	78,5		86	40,2	721	s8	
1.5 DCi (62 kW) Eng. K9K718		06-		●	+ABS	613-372				22	76	113							
			06-		●	+ABS	607-542	44	23	30	57,3	85	50,8					11	2
1.6 16v (70 kW) Eng. K4M752		03-	L		+ABS, M/T	655-786	44	21		84		29,94	85,3				630	s7	
		03-	R			+ABS, M/T	655-787	44	21	23		84	80		85,3	40	725	s8	
Primastar (X83) '01-		L/R			NOTE	CIFAM ref.	ABS	A	B	C	D	E	F	H	I	L	M	Fig	
1.9 DCi (60 kW) Eng. F9Q760		01-		●		613-377				26	86	138							
			01-		●		607-549		27	26	56,5	91,6	59,6					3	1
1.9 DCi (74 kW) Eng. F9Q762		01-		●		613-377				26	86	138							
			01-		●		607-549		27	26	56,5	91,6	59,6					3	1
2.0 (86 kW) Eng. F4R720/ 722		01-		●		613-377				26	86	138							
			01-		●		607-549		27	26	56,5	91,6	59,6					3	1
2.5 DCi (99 kW) Eng. G9U730		03-	L		M/T	655-850		27			102		37	93			636	s7	
		03-	R			M/T	655-851		27	39		102	89		93	409	1058	s4	

Sunny III (Y10) Van '90-			L/R			NOTE	CIFAM ref.	ABS	A	B	C	D	E	F	H	I	L	M	Fig	
1.7 D (40 kW) Eng. CD17		90-		•		+ABS, FWD	613-201				22	86	91							
		90-		•		+ABS, FWD	607-275	42	25	23	55	90	56						5	2


































## OLDSMOBILE


































Ciera - Cutlass			L/R			NOTE	CIFAM ref.	ABS	A	B	C	D	E	F	H	I	L	M	Fig	
All models		84-93		•			607-235		27	32	61,5	93	65						5	3
Cutlass Supreme I '64-'88			L/R			NOTE	CIFAM ref.	ABS	A	B	C	D	E	F	H	I	L	M	Fig	
All models		91-93		•		Incl. Mexico	607-355		27	32	61,2	90	63						5	2
Cutlass Supreme II '88-			L/R			NOTE	CIFAM ref.	ABS	A	B	C	D	E	F	H	I	L	M	Fig	
2.8 V6 (97 kW)		91-93		•		-ABS, Incl. Mexico	607-355		27	32	61,2	90	63						5	2
3.1 V6 (101 kW)		91-93		•		-ABS, Incl. Mexico	607-355		27	32	61,2	90	63						5	2
3.4 V6 (149 kW) Eng. 6V<XMPI>		91-93		•		-ABS, Incl. Mexico	607-355		27	32	61,2	90	63						5	2
Eurosport '91-'93			L/R			NOTE	CIFAM ref.	ABS	A	B	C	D	E	F	H	I	L	M	Fig	
All models		91-93		•		Incl. Mexico	607-355		27	32	61,2	90	63						5	2
Ninety Eight '85-			L/R			NOTE	CIFAM ref.	ABS	A	B	C	D	E	F	H	I	L	M	Fig	
All models I Design		1/85-12/85		•			607-235		27	32	61,5	93	65						5	3
Silhouette Van			L/R			NOTE	CIFAM ref.	ABS	A	B	C	D	E	F	H	I	L	M	Fig	
All models		90-91		•			607-235		27	32	61,5	93	65						5	3
Toronado - Trofeo			L/R			NOTE	CIFAM ref.	ABS	A	B	C	D	E	F	H	I	L	M	Fig	
All models		86-88		•			607-235		27	32	61,5	93	65						5	3
























## OPEL

Agila A '00-'07			L/R			NOTE	CIFAM ref.	ABS	A	B	C	D	E	F	H	I	L	M	Fig	
1.0 12v (43 kW) Eng. Z10XE		9/00-		•		+ABS	613-270				20	68	100							
		9/00-		•		+ABS	607-394	43	23	20	49	72,3	53						3	1
1.0 12v (44 kW) Eng. Z10XEP		03-		•			613-270				20	68	100							
		03-		•			607-394	43	23	20	49	72,3	53						3	1






























Ascona C / Cavalier II '81-'88		L/R			NOTE	CIFAM ref.	ABS	A	B	C	D	E	F	H	I	L	M	Fig		
1.3 (44 kW) Eng. 13N		81-86	•		M/T, Ch C000091-D999999	613-008				19	75	82								
		81-86		•	M/T, Ch C000091-D999999	614-010				19	55	98								
		81-86	•		M/T, Ch C000091-D999999	607-007		22	22	52	81	57						11	3	
		81-86		•	M/T, Ch C000091-D999999	617-008		22	22	34,9	84									
1.3 (55 kW) Eng. 13S		9/81-10/88	•		M/T, Ch C000091-D999999	613-008				19	75	82								
		9/81-10/88		•	M/T, Ch C000091-D999999	614-010				19	55	98								
		9/81-10/88	•		M/T, Ch C000091-D999999	607-007		22	22	52	81	57							11	3
		9/81-10/88		•	M/T, Ch C000091-D999999	617-008		22	22	34,9	84									
1.6 (55 kW) Eng. 16N/ NZ		86-88	•		M/T, Ch C000091-D999999	613-008				19	75	82								
		86-88		•	M/T, Ch C000091-D999999	614-010				19	55	98								
		86-88	•		M/T, Ch C000091-D999999	607-007		22	22	52	81	57							11	3
		86-88		•	M/T, Ch C000091-D999999	617-008		22	22	34,9	84									
1.6 (60 kW) Eng. 16SV		86-88	•		M/T, Ch C000091-D999999	613-008				19	75	82								
		86-88		•	M/T, Ch C000091-D999999	614-010				19	55	98								
		86-88	•		M/T, Ch C000091-D999999	607-007		22	22	52	81	57							11	3
		86-88		•	M/T, Ch C000091-D999999	617-008		22	22	34,9	84									
1.6 (66 kW) Eng. 16SH		8/81-86	•		M/T, Ch C000001-E137385	613-011				22	83	79								
		8/81-86	•		M/T, Ch C000001-E137385	607-008		33	25	52,35	90	59							5	3
1.6 D (40 kW) Eng. 16D/ 16DA		82-88	•		Ch C000091-D999999	613-011				22	83	79								
		82-88		•	Ch C000091-D999999	614-008				19	55	98								
		82-88	•		Ch C000091-D999999	607-008		33	25	52,35	90	59							5	3
		82-88		•	Ch C000091-D999999	617-006		34	22	34,9	84									
1.6 i, Kat (55 kW) Eng. C16LZ/ E16NZ		86-88	•		M/T, Ch C000091-D999999	613-008				19	75	82								
		86-88		•	M/T, Ch C000091-D999999	614-010				19	55	98								
		86-88	•		M/T, Ch C000091-D999999	607-007		22	22	52	81	57							11	3
		86-88		•	M/T, Ch C000091-D999999	617-008		22	22	34,9	84									
1.8 (62 kW) Eng. E18NV		87-88	•		M/T, Ch D000001-J999999	613-011				22	83	79								
		87-88	•		M/T, Ch D000001-J999999	607-008		33	25	52,35	90	59							5	3
1.8 (85 kW) Eng. 18E		8/82-86	•		M/T, Ch D000001-J999999	613-011				22	83	79								
		8/82-86	•		M/T, Ch D000001-J999999	607-008		33	25	52,35	90	59							5	3


















<b>Ascona C / Cavalier II '81-'88</b>			L/R			NOTE	CIFAM ref.	ABS	A	B	C	D	E	F	H	I	L	M	Fig	
1.8 i (74 kW) Eng. C18NE/ S18NV		-86		•		M/T, Ch D000001-J999999	<b>613-011</b>				22	83	79							
		-86		•		M/T, Ch D000001-J999999	<b>607-008</b>		33	25	52,35	90	59					5	3	
2.0 i GT (95 kW) Eng. 20SEH		87-88		•		Ch D000001-J999999	<b>613-011</b>				22	83	79							
		87-88		•		Ch D000001-J999999	<b>607-008</b>		33	25	52,35	90	59					5	3	
<b>Astra D, SW '79-'91</b>			L/R			NOTE	CIFAM ref.	ABS	A	B	C	D	E	F	H	I	L	M	Fig	
1.2 (40-44 kW) Eng. 12S		82-84		•		Ch C000091-D999999	<b>613-008</b>				19	75	82							
		82-84		•		Ch -D999999	<b>614-010</b>				19	55	98							
		82-84		•		Ch C000091-D999999	<b>607-007</b>		22	22	52	81	57					11	3	
		82-84		•		Ch -D999999	<b>617-008</b>		22	22	34,9	84								
1.3 (55 kW) Eng. 13S		-84		•		Ch C000091-D999999	<b>613-008</b>				19	75	82							
		-84		•		Ch -D999999	<b>614-010</b>				19	55	98							
		-84		•		Ch C000091-D999999	<b>607-007</b>		22	22	52	81	57					11	3	
		-84		•		Ch -D999999	<b>617-008</b>		22	22	34,9	84								
1.6 (66 kW) Eng. 16SH		81-86		•			<b>613-011</b>				22	83	79							
		81-86		•			<b>614-008</b>				19	55	98							
		81-86		•			<b>607-008</b>		33	25	52,35	90	59					5	3	
		81-86		•			<b>617-006</b>		34	22	34,9	84								
1.6 D (40 kW) Eng. 16DA		-7/84		•		Ch C000001-D999999	<b>613-011</b>				22	83	79							
		-7/84		•		Ch C000001-D999999	<b>607-008</b>		33	25	52,35	90	59					5	3	
1.8 GTE (82-85 kW) Eng. 18E/ 18SE		8/81-7/84		•		Ch C000001-D999999	<b>613-011</b>				22	83	79							
		8/81-7/84		•		Ch C000001-D999999	<b>607-008</b>		33	25	52,35	90	59					5	3	
<b>Astra F Classic, SW '98-'04</b>			L/R			NOTE	CIFAM ref.	ABS	A	B	C	D	E	F	H	I	L	M	Fig	
1.4 i (44 kW) Eng. X14NZ/ C/ SZ		98-04		•		+ABS, Ch -P2732833	<b>613-008</b>				19	75	82							
		98-04		•		+ABS, Ch -P273284	<b>613-009</b>				22	76	113							
		98-04		•		-ABS, Ch -P8208330	<b>613-028</b>				23	78	110							
		98-04		•		+ABS, Ch -P2732833	<b>607-056</b>		29	22	22	52	81	57					11	3
		98-04		•		+ABS, Ch -P273284	<b>607-118</b>		29	22	22	52	81	58,5					9	3
		98-04		•		-ABS, Ch -P8208330	<b>607-029</b>			22	28	52	81	58					11	3
1.4 i (66 kW) Eng. X14XE		98-00		•		+ABS	<b>613-009</b>				22	76	113							
		98-00		•		+ABS	<b>607-118</b>		29	22	22	52	81	58,5				9	3	






























Astra F Classic, SW '98-'04			L/R			NOTE	CIFAM ref.	ABS	A	B	C	D	E	F	H	I	L	M	Fig		
1.6 i 16v (55 kW) Eng. X16SZR		98-04		•		+ABS	613-012				25	90	107								
		98-04		•		+ABS	607-289A	29	33	25	52	90	56					8	3		
1.7TD (50 kW) Eng. X17DTL		98-00		•		+ABS, Ch -P8202125	613-011				22	83	79								
		98-00		•		+ABS, Ch P8202126-	613-009				22	76	113								
		98-00		•		+ABS, Ch -P8202125	607-051	29	33	25	52	90	61						5	3	
		98-00		•		+ABS, Ch P8202126-	607-118	29	22	22	52	81	58,5						9	3	
1.8i (85 kW) Eng. X18XE1		98-00		•		+ABS	613-012				25	90	107								
		98-00		•		+ABS	607-289A	29	33	25	52	90	56					8	3		
2.0 i (100 kW) Eng. X20XEV		98-00		•		+ABS, Ch -P8202125	613-011				22	83	79								
		98-00		•		+ABS, Ch P8202126-	613-009				22	76	113								
		98-00		•		+ABS, Ch -P8202125	607-051	29	33	25	52	90	61						5	3	
		98-00		•		+ABS, Ch P8202126-	607-118	29	22	22	52	81	58,5						9	3	
Astra F, SW '91-'98			L/R			NOTE	CIFAM ref.	ABS	A	B	C	D	E	F	H	I	L	M	Fig		
1.4 i (44 kW) Eng. C14NZ		1/94-9/98		•		+ABS	613-009				22	76	113								
		8/91-12/93		•		+ABS, Ch N500001-	613-008				19	75	82								
		91-98		•		Ch N500001-	614-010				19	55	98								
			1/94-9/98		•		+ABS	607-118	29	22	22	52	81	58,5						9	3
	8/91-12/93			•		+ABS, Ch N500001-	607-056	29	22	22	52	81	57						11	3	
		91-98		•		Ch N500001-	617-008		22	22	34,9	84									
		91-98	L				+ABS	655-275	29	22	22	22	80	85		94	58	588	s9		
		91-98	L				-ABS	655-623		22	22	22	81	85	-	94	58	588	s9		
		91-98	R				+ABS	655-276	29	22	22	22	80	85		94	58	928	s9		
	1.4 i 16v, Cabrio (66 kW) Eng. X14XE		96-98		•		+ABS	613-009				22	76	113							
			96-98		•		+ABS	607-118	29	22	22	52	81	58,5					9	3	
		96-98	L				+ABS, G.Box:F10-F13	655-275	29	22	22	22	80	85		94	58	588	s9		
		96-98	L				-ABS	655-623		22	22	22	81	85	-	94	58	588	s9		
		96-98	R				+ABS, G.Box:F10-F13	655-276	29	22	22	22	80	85		94	58	928	s9		
96-98	R				-ABS	655-624		22	22	22	81	85	-	94	58	928	s9				
1.4 S (53-55 kW) Eng. 14NV		91-		•			613-009				22	76	113								
		91-		•			607-118	29	22	22	52	81	58,5					9	3		




























































Astra F, SW '91-'98		L/R 		NOTE	CIFAM ref.	ABS	A	B	C	D	E	F	H	I	L	M	Fig		
1.4 Si, Cabrio (60 kW) Eng. C14SE		1/94-9/98	●	+ABS	613-009				22	76	113								
		92-12/93	●	+ABS, Ch N500001-	613-008				19	75	82								
		92-		●	Ch N500001-	614-010				19	55	98							
		1/94-9/98	●	+ABS	607-118	29	22	22	52	81	58,5						9	3	
		92-12/93	●	+ABS, Ch N500001-	607-056	29	22	22	52	81	57						11	3	
		92-		●	Ch N500001-	617-008		22	22	34,9	84								
		92-	L		+ABS	655-275	29	22	22	22	80	85		94	58	588	s9		
		92-	L		-ABS	655-623		22	22	22	81	85	-	94	58	588	s9		
		92-	R		+ABS	655-276	29	22	22	22	80	85		94	58	928	s9		
		92-	R		-ABS	655-624		22	22	22	81	85	-	94	58	928	s9		
1.6 (55 kW) Eng. 16NZR		95-98	●	+ABS, A/T, Exc. Europe	613-221				22	78	94								
		95-98	●	+ABS, A/T, Exc. Europe	607-307	29	22	30	52	82	57						11	2	
		95-98	L		+ABS, G.Box:F10-F13	655-275	29	22	22	22	80	85		94	58	588	s9		
		95-98	L		-ABS	655-623		22	22	22	81	85	-	94	58	588	s9		
		95-98	R		+ABS, G.Box:F10-F13	655-276	29	22	22	22	80	85		94	58	928	s9		
		95-98	R		-ABS	655-624		22	22	22	81	85	-	94	58	928	s9		
1.6 i (55 kW) Eng. 16LZ2		95-98	●	+ABS, A/T, Exc. Europe	613-221				22	78	94								
		95-98	●	+ABS, A/T, Exc. Europe	607-307	29	22	30	52	82	57						11	2	
		95-98	L		+ABS, G.Box:F10-F13	655-275	29	22	22	22	80	85		94	58	588	s9		
		95-98	L		-ABS	655-623		22	22	22	81	85	-	94	58	588	s9		
		95-98	R		+ABS, G.Box:F10-F13	655-276	29	22	22	22	80	85		94	58	928	s9		
		95-98	R		-ABS	655-624		22	22	22	81	85	-	94	58	928	s9		
1.6 i (55 kW) Eng. C16NZ/ E16NZ		92-	●	+ABS, M/T+A/T, Ch N500001-	613-008				19	75	82								
		92-94	●	+ABS, A/T, Exc. Europe	613-221				22	78	94								
		92-		●	M/T, Ch N500001-	614-010				19	55	98							
		92-	●	+ABS, M/T+A/T, Ch N500001-	607-056	29	22	22	52	81	57						11	3	
		92-94	●	+ABS, A/T, Exc. Europe	607-307	29	22	30	52	82	57						11	2	
		92-		●	M/T, Ch N500001-	617-008		22	22	34,9	84								
		92-94	L		+ABS, G.Box:F10-F13	655-275	29	22	22	22	80	85		94	58	588	s9		
		92-94	L		-ABS	655-623		22	22	22	81	85	-	94	58	588	s9		
		92-94	R		+ABS, G.Box:F10-F13	655-276	29	22	22	22	80	85		94	58	928	s9		
		92-94	R		-ABS	655-624		22	22	22	81	85	-	94	58	928	s9		

































Astra F, SW '91-'98			L/R			NOTE	CIFAM ref.	ABS	A	B	C	D	E	F	H	I	L	M	Fig	
1.6 i 16v (74 kW) Eng. X16XEL		94-		●		+ABS, Ch P2732834-	<b>613-009</b>				22	76	113							
		94-		●		-ABS	<b>613-028</b>				23	78	110							
		94-98		●		+ABS, A/T, Exc. Europe	<b>613-221</b>				22	78	94							
		94-98		●		+ABS, Ch -P2732833	<b>613-008</b>				19	75	82							
		94-98			●		Ch N500001-	<b>614-010</b>				19	55	98						
			94-		●		+ABS, Ch P2732834-	<b>607-118</b>	29	22	22	52	81	58,5					9	3
			94-		●		-ABS	<b>607-029</b>		22	28	52	81	58					11	3
			94-98		●		+ABS, A/T, Exc. Europe	<b>607-307</b>	29	22	30	52	82	57					11	2
	94-98			●		+ABS, Ch -P2732833	<b>607-056</b>	29	22	22	52	81	57					11	3	
		94-98			●		Ch N500001-	<b>617-008</b>		22	22	34,9	84							
			91-98	L			-ABS	<b>655-623</b>		22	22	22	81	85	-	94	58	588	s9	
			91-98	R			-ABS	<b>655-624</b>		22	22	22	81	85	-	94	58	928	s9	
			94-	L			+ABS	<b>655-275</b>	29	22	22	22	80	85		94	58	588	s9	
	94-		R			+ABS	<b>655-276</b>	29	22	22	22	80	85		94	58	928	s9		
1.6 i, Cabrio (52 kW) Eng. X16SZ		93-96		●		+ABS, A/T, Exc. Europe	<b>613-221</b>				22	78	94							
		93-96			●		Ch N500001-	<b>614-010</b>				19	55	98						
		93-96		●		+ABS, A/T, Exc. Europe	<b>607-307</b>	29	22	30	52	82	57					11	2	
		93-96			●		Ch N500001-	<b>617-008</b>		22	22	34,9	84							
1.6 i, Cabrio (55 kW) Eng. X16SZR		96-98		●		+ABS, A/T, Exc. Europe	<b>613-221</b>				22	78	94							
		96-98		●		+ABS, A/T, Exc. Europe	<b>607-307</b>	29	22	30	52	82	57					11	2	
		96-98	L			+ABS, G.Box:F10-F13	<b>655-275</b>	29	22	22	22	80	85		94	58	588	s9		
		96-98	L			-ABS	<b>655-623</b>		22	22	22	81	85	-	94	58	588	s9		
		96-98	R			+ABS, G.Box:F10-F13	<b>655-276</b>	29	22	22	22	80	85		94	58	928	s9		
		96-98	R			-ABS	<b>655-624</b>		22	22	22	81	85	-	94	58	928	s9		





























Astra F, SW '91-'98			L/R			NOTE	CIFAM ref.	ABS	A	B	C	D	E	F	H	I	L	M	Fig	
1.6 Si (74 kW) Eng. C16SE		1/94-		●		+ABS	<b>613-009</b>				22	76	113							
		92-		●		+ABS, A/T, Exc. Europe	<b>613-221</b>				22	78	94							
		92-12/93		●		+ABS, M/T, Ch N500001-	<b>613-008</b>				19	75	82							
		92-		●		M/T, Ch N500001-	<b>614-010</b>				19	55	98							
			1/94-		●		+ABS	<b>607-118</b>	29	22	22	52	81	58,5					9	3
			92-		●		+ABS, A/T, Exc. Europe	<b>607-307</b>	29	22	30	52	82	57					11	2
	92-12/93			●		+ABS, M/T, Ch N500001-	<b>607-056</b>	29	22	22	52	81	57					11	3	
		92-		●		M/T, Ch N500001-	<b>617-008</b>		22	22	34,9	84								
			92-	L			+ABS	<b>655-275</b>	29	22	22	22	80	85		94	58	588	s9	
			92-	L			-ABS	<b>655-623</b>		22	22	22	81	85	-	94	58	588	s9	
		92-	R			+ABS	<b>655-276</b>	29	22	22	22	80	85		94	58	928	s9		
	92-	R			-ABS	<b>655-624</b>		22	22	22	81	85	-	94	58	928	s9			
1.7 D (42 kW) Eng. 17D		3/92-9/92		●		+ABS, M/T+A/T, Ch N500001-	<b>613-011</b>				22	83	79							
		3/92-9/92		●		M/T, Ch N500001-	<b>614-010</b>				19	55	98							
		3/92-9/92		●		+ABS, M/T+A/T, Ch N500001-	<b>607-051</b>	29	33	25	52	90	61					5	3	
		3/92-9/92		●		M/T, Ch N500001-	<b>617-008</b>		22	22	34,9	84								
1.7 D (44 kW) Eng. 17D/ DR		1/94-12/93		●		+ABS, M/T+A/T, Ch N500001-	<b>613-011</b>				22	83	79							
		1/94-9/98		●		+ABS, M/T	<b>613-009</b>				22	76	113							
		7/92-		●		M/T, Ch N500001-	<b>614-010</b>				19	55	98							
			1/94-9/98		●		+ABS, A/T, Ch N500001-	<b>607-051</b>	29	33	25	52	90	61					5	3
			1/94-9/98		●		+ABS, M/T	<b>607-118</b>	29	22	22	52	81	58,5					9	3
	92-12/93		●		+ABS, M/T+A/T, Ch N500001-	<b>607-051</b>	29	33	25	52	90	61						5	3	
		7/92-		●		M/T, Ch N500001-	<b>617-008</b>		22	22	34,9	84								
1.7 TD (50 kW) Eng. X17DTL		94-98		●			<b>613-008</b>				19	75	82							
		94-98		●			<b>607-007</b>		22	22	52	81	57					11	3	
1.7 TDS (60 kW) Eng. 17DT(TC4EE1)/ X17DT		92-98		●		+ABS, M/T+A/T, Ch N500001-	<b>613-011</b>				22	83	79							
		92-98		●		+ABS, M/T+A/T, Ch N500001-	<b>607-051</b>	29	33	25	52	90	61					5	3	
		92-98	L			+ABS, G.Box:F16-F20	<b>655-273</b>	29	33	25	34	90	94		108	57	590	s9		
		92-98	L			-ABS, G.Box:F16-F20	<b>655-271</b>		33	25	34	90	94		108	57	590	s9		
		92-98	R			+ABS, G.Box:F16-F20	<b>655-274</b>	29	33	25	34	90	101		108	57	940	s9		
92-98	R			-ABS, G.Box:F16-F20	<b>655-272</b>		33	25	34	90	101		108	57	940	s9				

<b>Astra F, SW '91-'98</b>			L/R			NOTE	CIFAM ref.	ABS	A	B	C	D	E	F	H	I	L	M	Fig	
1.8 i (66 kW) Eng. C18NZ		92-98		•		+ABS, M/T+A/T, Ch N500001-	613-011				22	83	79							
		92-98		•		+ABS, M/T+A/T, Ch N500001-	607-051	29	33	25	52	90	61					5	3	
		92-	L				+ABS	655-273	29	33	25	34	90	94		108	57	590	s9	
		92-	L				-ABS	655-271		33	25	34	90	94		108	57	590	s9	
		92-	R				+ABS	655-274	29	33	25	34	90	101		108	57	940	s9	
		92-	R				-ABS	655-272		33	25	34	90	101		108	57	940	s9	
1.8 i 16v, Cabrio (85 kW) Eng. C18XEL/ X18XE		94-98		•		+ABS, M/T+A/T, Ch N500001-	613-011				22	83	79							
		94-98		•		+ABS, M/T+A/T, Ch N500001-	607-051	29	33	25	52	90	61					5	3	
1.8 i 16v, Cabrio (92 kW) Eng. C18XE		93-94		•		+ABS, M/T+A/T, Ch N500001-	613-011				22	83	79							
		93-94		•		+ABS, M/T+A/T, Ch N500001-	607-051	29	33	25	52	90	61					5	3	
2.0 16v SW (110 kW) Eng. C20XE		92-98		•		+ABS, M/T+A/T, Ch N500001-	613-011				22	83	79							
		92-98		•		+ABS, M/T+A/T, Ch N500001-	607-051	29	33	25	52	90	61					5	3	
2.0 i 16v (100 kW) Eng. X20XE		95-98		•		+ABS, M/T+A/T, Ch N500001-	613-011				22	83	79							
		95-98		•		+ABS, M/T+A/T, Ch N500001-	607-051	29	33	25	52	90	61					5	3	
2.0 i, Cabrio (85 kW) Eng. C20NE		92-98		•		+ABS, M/T+A/T, Ch N500001-	613-011				22	83	79							
		92-98		•		+ABS, M/T+A/T, Ch N500001-	607-051	29	33	25	52	90	61					5	3	
		92-	L				+ABS	655-273	29	33	25	34	90	94		108	57	590	s9	
		92-	L				-ABS	655-271		33	25	34	90	94		108	57	590	s9	
		92-	R				+ABS	655-274	29	33	25	34	90	101		108	57	940	s9	
92-	R				-ABS	655-272		33	25	34	90	101		108	57	940	s9			
<b>Astra G, SW '98-'04</b>			L/R			NOTE	CIFAM ref.	ABS	A	B	C	D	E	F	H	I	L	M	Fig	
1.2 16v (55 kW) Eng. Z12XE		00-04		•			613-211				20	68	100							
		00-04		•			607-290		33	28	52	74	57					8	3	
1.2 i 16v (48 kW) Eng. X12XE		98-00		•			613-211				20	68	100							
		98-00		•			607-290		33	28	52	74	57					8	3	
1.4 (66 kW) Eng. Z14XEP		03-		•			613-009				22	76	113							
		03-		•			607-287		33	22	52	81	57					8	3	
1.4 i 16v (66 kW) Eng. X14XE/ Z14XE		98-04		•		Eng. X14XE	613-009				22	76	113							
		98-04		•		Eng. X14XE	607-287		33	22	52	81	57					8	3	
		98-04	L				-ABS	655-554		33	22	22	81	82		104	58	595	s9	
		98-04	R				-ABS	655-555		33	22	22	81	82		104	58	960	s9	































Astra G, SW '98-'04		L/R			NOTE	CIFAM ref.	ABS	A	B	C	D	E	F	H	I	L	M	Fig		
1.6 (62 kW) Eng. Z16SE		00-04		●		613-009				22	76	113								
		00-04		●		607-287		33	22	52	81	57						8	3	
		00-04	L				655-554		33	22	22	81	82		104	58	595	s9		
		00-04	R				655-555		33	22	22	81	82		104	58	960	s9		
1.6 16v, Cabrio (74 kW) Eng. X16XEL/ Z16XE		98-04		●	Eng. X16XEL	613-009				22	76	113								
		98-04		●	Eng. X16XEL	607-287		33	22	52	81	57						8	3	
		98-04	L				655-554		33	22	22	81	82		104	58	595	s9		
		98-04	R				655-555		33	22	22	81	82		104	58	960	s9		
1.6 16v, Cabrio, Coupe (76 kW) Eng. Z16XEP		00-		●		613-009				22	76	113								
		00-		●		607-287		33	22	52	81	57						8	3	
1.6 i 16v (55 kW) Eng. X16SZR		98-00		●		613-009				22	76	113								
		98-00		●		607-287		33	22	52	81	57						8	3	
		98-00	L				655-554		33	22	22	81	82		104	58	595	s9		
		98-00	R				655-555		33	22	22	81	82		104	58	960	s9		
1.7 CDTi (59 kW) Eng. Z17DTL		03-04		●		613-009				22	76	113								
		03-04		●		607-287		33	22	52	81	57						8	3	
1.7 DTI 16v (48-55 kW) Eng. Y17DT		00-		●	-ABS	613-012				25	90	107								
		00-		●	-ABS	607-289		33	25	52	90	56						8	3	
		00-	L				655-721		33		22	90	92		108	58	596	s3		
		00-	R				655-722		33		22	90	92		108	58	957	s3		
1.7 TD (50 kW) Eng. X17DTL		98-00		●		613-009				22	76	113								
		98-00		●		607-287		33	22	52	81	57						8	3	
		98-00	L				655-554		33	22	22	81	82		104	58	595	s9		
		98-00	R				655-555		33	22	22	81	82		104	58	960	s9		
1.8 16v, Cabrio, Coupe (87-92 kW) Eng. Z18XE		00-		●	-ABS	613-012				25	90	107								
		00-		●	-ABS	607-289		33	25	52	90	56						8	3	
1.8 16v, Coupe (85 kW) Eng. X18XE1		9/98-		●	-ABS	613-012				25	90	107								
		9/98-		●	-ABS	607-289		33	25	52	90	56						8	3	
		98-00	L				655-721		33		22	90	92		108	58	596	s3		
		98-00	R				655-722		33		22	90	92		108	58	957	s3		
2.0 16v OPC (118 kW) Eng. X20XER		99-		●		613-012				25	90	107								
		99-		●		607-289		33	25	52	90	56						8	3	




























<b>Astra G, SW '98-'04</b>			L/R			NOTE	CIFAM ref.	ABS	A	B	C	D	E	F	H	I	L	M	Fig	
2.0 Di 16v (60 kW) Eng. X20DTL/ Y20DTL		9/98-		●		-ABS, Eng. X20DTL	<b>613-012</b>				25	90	107							
		9/98-		●		-ABS, Eng. X20DTL	<b>607-289</b>		33	25	52	90	56					8	3	
		98-	L				+/-ABS	<b>655-350</b>		33	25	34	90	94		108	57	595	s9	
		98-	R				+/-ABS	<b>655-351</b>		33	25	34	90	94		108	57	957	s9	
2.0 DTI 16v (74 kW) Eng. X20DTH/ Y20DTH		99-04		●		-ABS	<b>613-012</b>				25	90	107							
		99-04		●		-ABS	<b>607-289</b>		33	25	52	90	56					8	3	
		99-04	L				+/-ABS	<b>655-350</b>		33	25	34	90	94		108	57	595	s9	
		99-04	R				+/-ABS	<b>655-351</b>		33	25	34	90	94		108	57	957	s9	
2.0 i 16v (100 kW) Eng. X20XEV		98-04		●		-ABS	<b>613-012</b>				25	90	107							
		98-04		●		-ABS	<b>607-289</b>		33	25	52	90	56					8	3	
		98-04	L				+/-ABS	<b>655-350</b>		33	25	34	90	94		108	57	595	s9	
		98-04	R				+/-ABS	<b>655-351</b>		33	25	34	90	94		108	57	957	s9	
2.2 16v, Cabrio, Coupe (108 kW) Eng. Z22SE		01-		●		-ABS	<b>613-012</b>				25	90	107							
		01-		●		-ABS	<b>607-289</b>		33	25	52	90	56					8	3	
		01-	L				+/-ABS	<b>655-350</b>		33	25	34	90	94		108	57	595	s9	
		01-	R				+/-ABS	<b>655-351</b>		33	25	34	90	94		108	57	957	s9	
2.2 DTI, Cabrio, Coupe (92 kW) Eng. Y22DTR		02-04		●		-ABS	<b>613-012</b>				25	90	107							
		02-04		●		-ABS	<b>607-289</b>		33	25	52	90	56					8	3	
Classic		98-		●		+ABS, Ch -YG039153 / -1G043743, Exc. Italy	<b>613-267</b>				22	76	113							
		98-		●		+ABS, Ch YG039154- / 1G043744-, Exc. Italy	<b>613-009</b>				22	76	113							
		98-		●		+ABS, Ch -YG039153 / -1G043743, Exc. Italy	<b>607-390</b>	29	22	29	51,9	87	58					10	3	
		98-		●		+ABS, Ch YG039154- / 1G043744-, Exc. Italy	<b>607-391</b>	29	22	22	51,8	81	59					10	3	
<b>Astra H Cabriolet '05-'09</b>			L/R			NOTE	CIFAM ref.	ABS	A	B	C	D	E	F	H	I	L	M	Fig	
1.6 (85 kW) Eng. Z16XER		06-		●			<b>613-349</b>				22	72	97							
		06-		●			<b>607-504</b>		33	22	53	79,2	53					7	1	
		06-09	L				M/T	<b>655-852</b>		33	22		79	82		94	57	590	s3	
		06-09	R				M/T	<b>655-853</b>		33	22		79	82		94	57	952	s3	
1.6 16v (77 kW) Eng. Z16XEP		05-		●			<b>613-349</b>				22	72	97							
		05-		●			<b>607-504</b>		33	22	53	79,2	53					7	1	
		05-	L				M/T	<b>655-852</b>		33	22		79	82		94	57	590	s3	
		05-	R				M/T	<b>655-853</b>		33	22		79	82		94	57	952	s3	






























<b>Astra H Cabriolet '05-'09</b>			L/R			NOTE	CIFAM ref.	ABS	A	B	C	D	E	F	H	I	L	M	Fig
1.6 T. (132 kW) Eng. Z16LET		06-		•			613-350				25	78	130						
		06-		•			607-505		33	24	52,3	84,4	54					7	1
1.8 16v (103 kW) Eng. Z18XER		05-		•			613-350				25	78	130						
		05-		•			607-505		33	24	52,3	84,4	54					7	1
		05-	L			M/T	655-855		33	22		85	92		94	57	587	s3	
1.8 16v (92 kW) Eng. Z18XE		05-		•			613-350				25	78	130						
		05-		•			607-505		33	24	52,3	84,4	54					7	1
		05-	L			M/T, Ch 52000001-	655-855		33	22		85	92		94	57	587	s3	
1.9 CDTi (110 kW) Eng. Z19DTH		05-		•			613-351				26	86	138						
		05-		•			607-506		30	26	54,4	91	56					7	1
2.0 T. (125 kW) Eng. Z20LEL		9/05-		•			613-407				26	86	138						
		9/05-		•			607-613		33	26	52,5	90,9	54					7	1
2.0 T. 16v (147 kW) Eng. Z20LER		9/05-		•			613-407				26	86	138						
		9/05-		•			607-613		33	26	52,5	90,9	54					7	1
<b>Astra H, SW, GTC '04-'09</b>			L/R			NOTE	CIFAM ref.	ABS	A	B	C	D	E	F	H	I	L	M	Fig
1.2 (59 kW) Eng. Z12XEP		05-		•			613-349				22	72	97						
		05-		•			607-504		33	22	53	79,2	53					7	1
1.3 CDTi 16v (66 kW) Eng. Z13DTH		05-		•			613-350				25	78	130						
		05-		•			607-505		33	24	52,3	84,4	54					7	1
1.4 (55 kW) Eng. Z14XEL		04-		•			613-349				22	72	97						
		04-		•			607-504		33	22	53	79,2	53					7	1
1.4 16v (66 kW) Eng. Z14XEP		04-		•			613-349				22	72	97						
		04-		•			607-504		33	22	53	79,2	53					7	1
		04-	L			M/T, Ch -45999999	655-852		33	22		79	82		94	57	590	s3	
		04-	L			M/T, Ch 52000001-	655-852		33	22		79	82		94	57	590	s3	
		04-	R			M/T, Ch -45999999	655-853		33	22		79	82		94	57	952	s3	
		04-	R			M/T, Ch 52000001-	655-854		33	22		79	82		94	57	941	s3	
1.6 16v (77 kW) Eng. Z16XEP		04-		•			613-349				22	72	97						
		04-		•			607-504		33	22	53	79,2	53					7	1
		04-	L		M/T	655-852		33	22		79	82		94	57	590	s3		
		05-	R		M/T	655-853		33	22		79	82		94	57	952	s3		


























Astra H, SW, GTC '04-'09		L/R			NOTE	CIFAM ref.	ABS	A	B	C	D	E	F	H	I	L	M	Fig	
1.6 16v (85 kW) Eng. Z16XER		07-		•		613-349				22	72	97							
		07-		•		607-504		33	22	53	79,2	53					7	1	
		05-	R			M/T	655-853		33	22		79	82		94	57	952	s3	
		07-	L			M/T	655-852		33	22		79	82		94	57	590	s3	
1.6 T. 16v (132 kW) Eng. Z16LET		07-		•		613-350				25	78	130							
		07-		•		607-505		33	24	52,3	84,4	54					7	1	
1.7 CDTi (74 kW) Eng. Z17DTH		04-09		•		613-350				25	78	130							
		04-09		•		607-505		33	24	52,3	84,4	54					7	1	
		04-09	L			M/T, 5Sp	655-913		33	34		85	94		94	57	593	s3	
		04-09	R			M/T, 5Sp	655-891		33	34		85	97		94	42	559	s8	
1.7 CDTi (81 kW) Eng. Z17DTJ/ DTR		08-		•		613-407				26	86	138							
		08-		•		607-613		33	26	52,5	90,9	54					7	1	
1.7 CDTi (Exc. GTC) (59 kW) Eng. Z17DTL		04-		•		613-350				25	78	130							
		04-		•		607-505		33	24	52,3	84,4	54					7	1	
		04-	L			M/T, Ch 52000001-	655-855		33	22		85	92		94	57	587	s3	
		04-	R			M/T, Ch 52000001-	655-856		33	22		85	92		94	57	951	s3	
1.7 CDTi 16v (92 kW) Eng. A17DTR/ Z17DTR		07-		•		613-407				26	86	138							
		07-		•		607-613		33	26	52,5	90,9	54					7	1	
1.8 16v (103 kW) Eng. Z18XER		07-		•		613-349				22	72	97							
		07-		•		613-350				25	78	130							
		07-		•			607-504		33	22	53	79,2	53					7	1
		07-		•			607-505		33	24	52,3	84,4	54					7	1
		07-	L			M/T	655-855		33	22		85	92		94	57	587	s3	
		07-	R			M/T	655-856		33	22		85	92		94	57	951	s3	
1.8 16v (92 kW) Eng. Z18XE		04-		•		613-350				25	78	130							
		04-		•		607-505		33	24	52,3	84,4	54					7	1	
		04-	L			M/T, Ch 52000001-	655-855		33	22		85	92		94	57	587	s3	
		04-	R			M/T, Ch 52000001-	655-856		33	22		85	92		94	57	951	s3	
1.9 CDTi (103 kW) Eng. Z19DTJ		04-		•		613-407				26	86	138							
		04-		•		607-613		33	26	52,5	90,9	54					7	1	
1.9 CDTi (110 kW) Eng. Z19DTH		9/04-		•		613-351				26	86	138							
		9/04-		•		607-506		30	26	54,4	91	56					7	1	

























<b>Astra H, SW, GTC '04-'09</b>			L/R			NOTE	CIFAM ref.	ABS	A	B	C	D	E	F	H	I	L	M	Fig	
1.9 CDTi (74 kW) Eng. Z19DTL		05-		•			613-407				26	86	138							
		07-		•			613-349				22	72	97							
		05-		•			607-613		33	26	52,5	90,9	54						7	1
		07-		•			607-504		33	22	53	79,2	53						7	1
1.9 CDTi (88 kW) Eng. Z19DT		04-		•			613-407				26	86	138							
			04-		•			607-613		33	26	52,5	90,9	54					7	1
2.0 OPC (177 kW) Eng. Z20LEH		05-		•			613-351				26	86	138							
			05-		•			607-506		30	26	54,4	91	56					7	1
2.0 T. (125 kW) Eng. Z20LEL		3/04-		•			613-407				26	86	138							
			3/04-		•			607-613		33	26	52,5	90,9	54					7	1
2.0 T. 16v (147 kW) Eng. Z20LER		9/04-		•			613-407				26	86	138							
			9/04-		•			607-613		33	26	52,5	90,9	54					7	1
<b>Astra J, SW, GTC '09-</b>			L/R			NOTE	CIFAM ref.	ABS	A	B	C	D	E	F	H	I	L	M	Fig	
1.3 CDTi (70 kW) Eng. A13DTE		09-		•	A/T		613-466				25	78	130							
			09-		•	A/T		607-693		33	23	51,9	82	56,7					7	1
1.4 (103 kW) Eng. A14NET		12-		•	A/T		613-466				25	78	130							
		12-		•	M/T		613-350				25	78	130							
		12-		•	A/T		607-693		33	23	51,9	82	56,7						7	1
		12-		•	M/T		607-505		33	24	52,3	84,4	54						7	1
1.4 (64 kW) Eng. A14XEL		09-		•			613-349				22	72	97							
			09-		•			607-504		33	22	53	79,2	53					7	1
1.4 (74 kW) Eng. A14XER		09-		•			613-349				22	72	97							
			09-		•			607-504		33	22	53	79,2	53					7	1
1.4 T (88 kW) Eng. A14NEL		10-		•			613-350				25	78	130							
			10-		•			607-505		33	24	52,3	84,4	54					7	1
1.4 T. (103 kW) Eng. A14NET		09-		•	A/T		613-466				25	78	130							
		09-		•	M/T		613-350				25	78	130							
		09-		•	A/T		607-693		33	23	51,9	82	56,7						7	1
		09-		•	M/T		607-505		33	24	52,3	84,4	54						7	1
1.6 T. (132 kW) Eng. A16LET		09-		•			613-351				26	86	138							
			09-		•			607-506		30	26	54,4	91	56					7	1























<b>Astra J, SW, GTC '09-</b>			L/R			NOTE	CIFAM ref.	ABS	A	B	C	D	E	F	H	I	L	M	Fig	
1.6, Coupe, Cabrio (85 kW) Eng. A16XER		09-		•		A/T	<b>613-466</b>				25	78	130							
		09-		•		M/T	<b>613-349</b>				22	72	97							
		09-		•		A/T	<b>607-693</b>		33	23	51,9	82	56,7					7	1	
		09-		•		M/T	<b>607-504</b>		33	22	53	79,2	53						7	1
1.7 CDTi (74 kW) Eng. Z17DTH/ A17DTL		05-		•			<b>613-351</b>				26	86	138							
		05-		•			<b>607-506</b>		30	26	54,4	91	56						7	1
1.7 CDTi (81 kW) Eng. A17DTJ/ DTE/ DTC		09-		•			<b>613-351</b>				26	86	138							
		09-		•			<b>607-506</b>		30	26	54,4	91	56						7	1
1.7 CDTi (92 kW) Eng. A17DTR		09-		•			<b>613-351</b>				26	86	138							
		09-		•			<b>607-506</b>		30	26	54,4	91	56						7	1
1.7 CDTi (96 kW) Eng. A17DTS/ DTF		12-		•			<b>613-351</b>				26	86	138							
		11-		•			<b>607-506</b>		30	26	54,4	91	56						7	1
2.0 CDTi (118 kW) Eng. A20DTH		09-		•			<b>613-351</b>				26	86	138							
		09-		•			<b>607-506</b>		30	26	54,4	91	56						7	1
<b>Calibra A '90-'97</b>			L/R			NOTE	CIFAM ref.	ABS	A	B	C	D	E	F	H	I	L	M	Fig	
2.0 16v, 4WD (110-115 kW) Eng. C20XE		90-94		•		+ABS, FWD	<b>613-011</b>				22	83	79							
		8/91-94		•		+ABS, FWD, Ch N5000001-	<b>607-051</b>	29	33	25	52	90	61						5	3
		90-7/91		•		+ABS, FWD, Ch -N5000000	<b>607-052</b>	43	33	25	52	90	61						5	3
		90-	L			+ABS, FWD	<b>655-273</b>	29	33	25	34	90	94		108	57	590	s9		
		90-	R			+ABS, FWD	<b>655-361</b>	29	33	25	34	90	97		108	42	653	s8		
2.0 i (85 kW) Eng. C20NE		90-7/97		•		+ABS, M/T+A/T	<b>613-011</b>				22	83	79							
		8/91-7/97		•		+ABS, M/T+A/T, Ch N5000001-	<b>607-051</b>	29	33	25	52	90	61						5	3
		90-7/91		•		+ABS, M/T+A/T, Ch -N5000000	<b>607-052</b>	43	33	25	52	90	61						5	3
		90-	L			+ABS	<b>655-273</b>	29	33	25	34	90	94		108	57	590	s9		
2.0 i 16v, 4WD (100 kW) Eng. X20XEV		94-7/97		•		+ABS, FWD, Ch N5000001-	<b>613-011</b>				22	83	79							
		94-7/97		•		+ABS, FWD, Ch N5000001-	<b>607-051</b>	29	33	25	52	90	61						5	3
		94-	L			+ABS, FWD	<b>655-273</b>	29	33	25	34	90	94		108	57	590	s9		
		94-	R			+ABS, FWD	<b>655-361</b>	29	33	25	34	90	97		108	42	653	s8		














<b>Calibra A '90-'97</b>			L/R			NOTE	CIFAM ref.	ABS	A	B	C	D	E	F	H	I	L	M	Fig
2.0 i 4WD (85 kW) Eng. C20NE		90-7/97		●		+ABS, FWD	<b>613-011</b>				22	83	79						
		8/91-7/97		●		+ABS, FWD, Ch N5000001-	<b>607-051</b>	29	33	25	52	90	61					5	3
		90-7/91		●		+ABS, FWD, Ch -N5000000	<b>607-052</b>	43	33	25	52	90	61					5	3
		90-	L			+ABS, FWD	<b>655-273</b>	29	33	25	34	90	94		108	57	590	s9	
		90-	R			+ABS, FWD	<b>655-361</b>	29	33	25	34	90	97		108	42	653	s8	
2.0 i T. 4WD (150 kW) Eng. C20LET		92-97		●		+ABS, FWD, Ch N5000001-	<b>613-011</b>				22	83	79						
		92-97		●		+ABS, FWD, Ch N5000001-	<b>607-051</b>	29	33	25	52	90	61					5	3
		92-97	L			+ABS, FWD	<b>655-273</b>	29	33	25	34	90	94		108	57	590	s9	
		92-97	R			+ABS, FWD, G.Box:F16/F20	<b>655-361</b>	29	33	25	34	90	97		108	42	653	s8	
<b>Corsa A / Nova '82-'93</b>			L/R			NOTE	CIFAM ref.	ABS	A	B	C	D	E	F	H	I	L	M	Fig
1.0 (33 kW) Eng. 10S		9/82-3/93		●		M/T	<b>613-028</b>				23	78	110						
		9/82-3/93		●		M/T	<b>607-029</b>		22	28	52	81	58					11	3
		82-93	L					<b>655-621</b>		22	28	22	81	84	-	98	58	540	s9
		82-93	R				<b>655-622</b>		22	28	22	81	84	-	98	58	880	s9	
1.2 (38 kW) Eng. 12NV		90-93		●		M/T	<b>613-028</b>				23	78	110						
		90-93		●		M/T	<b>607-029</b>		22	28	52	81	58					11	3
1.2 (40 kW) Eng. 12ST		9/82-90		●		M/T	<b>613-028</b>				23	78	110						
		9/82-90		●		M/T	<b>607-029</b>		22	28	52	81	58					11	3
		82-90	L					<b>655-621</b>		22	28	22	81	84	-	98	58	540	s9
		82-90	R				<b>655-622</b>		22	28	22	81	84	-	98	58	880	s9	
1.2, i (33 kW) Eng. 12NC/ C12NZ/ E12GV		9/82-3/93		●		M/T	<b>613-028</b>				23	78	110						
		9/82-3/93		●		M/T	<b>607-029</b>		22	28	52	81	58					11	3
		82-93	L					<b>655-621</b>		22	28	22	81	84	-	98	58	540	s9
		82-93	R				<b>655-622</b>		22	28	22	81	84	-	98	58	880	s9	
1.3 (51 kW) Eng. 13SB		82-89		●		M/T	<b>613-028</b>				23	78	110						
		82-89		●		M/T	<b>607-029</b>		22	28	52	81	58					11	3
		82-89	L					<b>655-621</b>		22	28	22	81	84	-	98	58	540	s9
		82-89	R				<b>655-622</b>		22	28	22	81	84	-	98	58	880	s9	
1.3i, Kat (44 kW) Eng. 13NB/ C13N		85-90		●		M/T	<b>613-028</b>				23	78	110						
		85-90		●		M/T	<b>607-029</b>		22	28	52	81	58					11	3
		85-90	L					<b>655-621</b>		22	28	22	81	84	-	98	58	540	s9
		85-90	R				<b>655-622</b>		22	28	22	81	84	-	98	58	880	s9	

<b>Corsa A / Nova '82-'93</b>		L/R			NOTE	CIFAM ref.	ABS	A	B	C	D	E	F	H	I	L	M	Fig		
1.4 i (44 kW) Eng. C14NZ/ X14SZ		90-3/93		•	M/T	<b>613-028</b>				23	78	110								
		90-3/93		•	M/T	<b>607-029</b>		22	28	52	81	58						11	3	
1.4 S (53-55 kW) Eng. 14NV		90-93		•	M/T	<b>613-028</b>				23	78	110								
		90-93		•	M/T	<b>607-029</b>		22	28	52	81	58						11	3	
		90-93	L				<b>655-621</b>		22	28	22	81	84	-	98	58	540	s9		
		90-93	R				<b>655-622</b>		22	28	22	81	84	-	98	58	880	s9		
1.4 Si (60 kW) Eng. C14SE		91-93		•	M/T	<b>613-028</b>				23	78	110								
		91-93		•	M/T	<b>607-029</b>		22	28	52	81	58						11	3	
1.5 D (37 kW) Eng. 15D(4EC1)		87-93		•	M/T	<b>613-028</b>				23	78	110								
		87-93		•	M/T	<b>607-029</b>		22	28	52	81	58						11	3	
		87-93	L				<b>655-621</b>		22	28	22	81	84	-	98	58	540	s9		
		87-93	R				<b>655-622</b>		22	28	22	81	84	-	98	58	880	s9		
1.5 TD (49 kW) Eng. 15DT(T4EC1)		88-93		•	M/T	<b>613-008</b>				19	75	82								
		88-93		•	M/T	<b>614-010</b>				19	55	98								
		88-93		•	M/T	<b>607-007</b>		22	22	52	81	57						11	3	
		88-93		•	M/T	<b>617-008</b>		22	22	34,9	84									
1.6 GSI (72 kW) Eng. C16SEI		89-3/93		•		<b>613-008</b>				19	75	82								
		89-3/93		•		<b>614-010</b>				19	55	98								
		89-3/93		•		<b>607-007</b>		22	22	52	81	57						11	3	
		89-3/93		•		<b>617-008</b>		22	22	34,9	84									
1.6 GSI, Kat (74 kW) Eng. C16SE/ E16SE		92-93		•		<b>613-008</b>				19	75	82								
		92-93		•		<b>614-010</b>				19	55	98								
		92-93		•		<b>607-007</b>		22	22	52	81	57						11	3	
		92-93		•		<b>617-008</b>		22	22	34,9	84									

























































Corsa B / Corsa '93-'00			L/R			NOTE	CIFAM ref.	ABS	A	B	C	D	E	F	H	I	L	M	Fig	
1.4 Si (60 kW) Eng. C14SE		93-00		●		+ABS, M/T	613-007				23	78	110							
		93-00		●		+ABS, M/T	607-116	29	22	28	52	81	58					11	3	
		93-00	L				+ABS	655-279	29	22	22	22	81	82		98	58	563	s9	
		93-00	L				-ABS, M/T	655-095		22	28	22	81	84		98	57	563	s9	
		93-00	R				+ABS	655-280	29	22	22	22	81	82		98	58	930	s9	
		93-00	R				-ABS, M/T	655-096		22	28	22	81	84		98	57	917	s9	
1.5 D (37 kW) Eng. 15D(4EC1)		93-96		●		+ABS, M/T	613-007				23	78	110							
		96-00		●		+ABS, M/T	613-009				22	76	113							
		93-96		●		+ABS, M/T	607-116	29	22	28	52	81	58					11	3	
		96-00		●		+ABS, M/T	607-118	29	22	22	52	81	58,5					9	3	
		93-00	L				+ABS	655-279	29	22	22	22	81	82		98	58	563	s9	
		93-00	L				-ABS, M/T	655-095		22	28	22	81	84		98	57	563	s9	
		93-00	R				+ABS	655-280	29	22	22	22	81	82		98	58	930	s9	
		93-00	R				-ABS, M/T	655-096		22	28	22	81	84		98	57	917	s9	
1.5 TD (49 kW) Eng. 15DT(T4EC1)		93-00		●		+ABS, M/T	613-007				23	78	110							
		93-00		●		+ABS, M/T	607-116	29	22	28	52	81	58					11	3	
		93-00	L				+ABS	655-279	29	22	22	22	81	82		98	58	563	s9	
		93-00	L				-ABS, M/T	655-095		22	28	22	81	84		98	57	563	s9	
		93-00	R				+ABS	655-280	29	22	22	22	81	82		98	58	930	s9	
		93-00	R				-ABS, M/T	655-096		22	28	22	81	84		98	57	917	s9	
1.6 GSI 16v (80 kW) Eng. C16XE		93-00		●		+ABS	613-009				22	76	113							
		93-00		●			614-010				19	55	98							
		93-00		●		+ABS	607-118	29	22	22	52	81	58,5					9	3	
		93-00		●			617-008		22	22	34,9	84								
		93-00	L				-ABS, G.Box:F15	655-095		22	28	22	81	84		98	57	563	s9	
		93-00	R				-ABS, G.Box:F15	655-096		22	28	22	81	84		98	57	917	s9	
1.6 i 16v (78 kW) Eng. X16XE		94-00		●		+ABS	613-009				22	76	113							
		94-00		●			614-010				19	55	98							
		94-00		●		+ABS	607-118	29	22	22	52	81	58,5					9	3	
		94-00		●			617-008		22	22	34,9	84								
		94-00	L				-ABS, G.Box:F15	655-095		22	28	22	81	84		98	57	563	s9	
		94-00	R				-ABS, G.Box:F15	655-096		22	28	22	81	84		98	57	917	s9	

Corsa B / Corsa '93-'00			L/R			NOTE	CIFAM ref.	ABS	A	B	C	D	E	F	H	I	L	M	Fig		
1.7 D (44 kW) Eng. 17D(4EE1)/ X17D		96-00		●		+ABS, M/T	<b>613-007</b>				23	78	110								
		96-00		●		+ABS, M/T	<b>607-116</b>	29	22	28	52	81	58						11	3	
		96-00	L					<b>655-095</b>		22	28	22	81	84		98	57	563	s9		
		96-00	L				+ABS	<b>655-279</b>	29	22	22	22	81	82		98	58	563	s9		
		96-00	R					<b>655-096</b>		22	28	22	81	84		98	57	917	s9		
		96-00	R				+ABS	<b>655-280</b>	29	22	22	22	81	82		98	58	930	s9		
<b>Corsa C / Corsa II '00-'06</b>			L/R			NOTE	CIFAM ref.	ABS	A	B	C	D	E	F	H	I	L	M	Fig		
1.0 12v (43 kW) Eng. Z10XE		9/00-		●		+ABS	<b>613-275</b>				22	72	127								
		9/00-		●		+ABS	<b>607-400</b>	29	22	28	52	75,6	58						10	3	
		9/00-	L				+ABS	<b>655-765</b>	29	22			74	74,6	37,5	97	57,5	582			
		9/00-	L				-ABS	<b>655-479</b>		22			74	74,6	37,5	97	57,5	582			
		9/00-	R				+ABS	<b>655-766</b>	29	22			74	74,6	37,5	97	57,5	932			
		9/00-	R				-ABS	<b>655-480</b>		22			74	74,6	37,5	97	57,5	932			
1.0 12v (44 kW) Eng. Z10XEP		03-		●		+ABS	<b>613-275</b>				22	72	127								
		03-		●		+ABS	<b>607-400</b>	29	22	28	52	75,6	58						10	3	
1.2 16v (55 kW) Eng. Z12XE		9/00-		●		+ABS	<b>613-275</b>				22	72	127								
		9/00-		●		+ABS	<b>607-400</b>	29	22	28	52	75,6	58						10	3	
		9/00-	L				+ABS	<b>655-765</b>	29	22			74	74,6	37,5	97	57,5	582			
		9/00-	L				-ABS	<b>655-479</b>		22			74	74,6	37,5	97	57,5	582			
		9/00-	R				+ABS	<b>655-766</b>	29	22			74	74,6	37,5	97	57,5	932			
		9/00-	R				-ABS	<b>655-480</b>		22			74	74,6	37,5	97	57,5	932			
1.2 16v Twinport (59 kW) Eng. Z12XEP		04-		●		+ABS	<b>613-275</b>				22	72	127								
		04-		●		+ABS	<b>607-400</b>	29	22	28	52	75,6	58						10	3	
1.3 CDTi 16v (51 kW) Eng. Z13DT		03-		●		+ABS	<b>613-010</b>				22	72	127								
		03-		●		+ABS	<b>607-437</b>	29	22	28	52	81	58						11	3	
		9/00-	L				+ABS	<b>655-769</b>	29	22			81					580	s5		
		9/00-	L				-ABS	<b>655-483</b>		22			81					580			
		9/00-	R				+ABS	<b>655-770</b>	29	22			81					932	s5		
		9/00-	R				-ABS	<b>655-484</b>		22			81					932			



























Corsa C / Corsa II '00-'06			L/R			NOTE	CIFAM ref.	ABS	A	B	C	D	E	F	H	I	L	M	Fig	
1.4 16v (66 kW) Eng. Z14XE		9/00-		●		+ABS	<b>613-275</b>				22	72	127							
		9/00-		●		+ABS	<b>607-400</b>	29	22	28	52	75,6	58					10	3	
		9/00-	L				+ABS, Ch -13999999	<b>655-767</b>	29	22			81					580		
		9/00-	L				+ABS, Ch 23000001-	<b>655-769</b>	29	22			81					580	s5	
		9/00-	L				-ABS, Ch -13999999	<b>655-481</b>		22			81					580		
		9/00-	L				-ABS, Ch 23000001-	<b>655-483</b>		22			81					580		
		9/00-	R				+ABS, Ch -13999999	<b>655-768</b>	29	22			81					932		
		9/00-	R				+ABS, Ch 23000001-	<b>655-770</b>	29	22			81					932	s5	
		9/00-	R				-ABS, Ch -13999999	<b>655-482</b>		22			81					932		
9/00-	R				-ABS, Ch 23000001-	<b>655-484</b>		22			81					932				
1.4 16v Twinport (66 kW) Eng. Z14XEP		03-		●		+ABS	<b>613-275</b>				22	72	127							
		03-		●		+ABS	<b>607-400</b>	29	22	28	52	75,6	58					10	3	
1.7 CDTi (74 kW) Eng. Z17DTH		6/03-		●		+ABS	<b>613-312</b>				25	78	130							
		6/03-		●		+ABS	<b>607-452</b>	29	33	24	52	84,5	58,8					6	1	
1.7 Di 16v (48 kW) Eng. Y17DTL		9/00-		●		+ABS	<b>613-010</b>				22	72	127							
		9/00-		●		+ABS	<b>607-437</b>	29	22	28	52	81	58					11	3	
		9/00-	L				+ABS, Ch -13999999	<b>655-767</b>	29	22			81					580		
		9/00-	L				+ABS, Ch 23000001-	<b>655-769</b>	29	22			81					580	s5	
		9/00-	L				-ABS, Ch -13999999, G.Box:F08/F68	<b>655-481</b>		22			81					580		
		9/00-	L				-ABS, Ch 23000001-, G.Box:F08/F68	<b>655-483</b>		22			81					580		
		9/00-	R				+ABS, Ch -13999999	<b>655-768</b>	29	22			81					932		
		9/00-	R				+ABS, Ch 23000001-	<b>655-770</b>	29	22			81					932	s5	
9/00-	R				-ABS, Ch -13999999, G.Box:F08/F68	<b>655-482</b>		22			81					932				
9/00-	R				-ABS, Ch 23000001-, G.Box:F08/F68	<b>655-484</b>		22			81					932				





























<b>Corsa C / Corsa II '00-'06</b>			L/R			NOTE	CIFAM ref.	ABS	A	B	C	D	E	F	H	I	L	M	Fig		
1.7 DTI 16v (55 kW) Eng. Y17DT		9/00-		●		+ABS	<b>613-010</b>				22	72	127								
		9/00-		●		+ABS	<b>607-437</b>	29	22	28	52	81	58					11	3		
		9/00-	L				+ABS, Ch -13999999	<b>655-767</b>	29	22			81					580			
		9/00-	L				+ABS, Ch 23000001-	<b>655-769</b>	29	22			81					580	s5		
		9/00-	L				-ABS, Ch -13999999, G.Box:F08/F68	<b>655-481</b>		22			81					580			
		9/00-	L				-ABS, Ch 23000001-, G.Box:F08/F68	<b>655-483</b>		22			81					580			
		9/00-	R				+ABS, Ch -13999999	<b>655-768</b>	29	22			81					932			
		9/00-	R				+ABS, Ch 23000001-	<b>655-770</b>	29	22			81					932	s5		
		9/00-	R				-ABS, Ch -13999999, G.Box:F08/F68	<b>655-482</b>		22			81					932			
9/00-	R				-ABS, Ch 23000001-, G.Box:F08/F68	<b>655-484</b>		22			81					932					
1.8 16v (92 kW) Eng. Z18XE		9/00-		●		+ABS	<b>613-222</b>				25	78	130								
		9/00-		●		+ABS	<b>607-451</b>	29	22	23	52	82	58					15	1		
		00-	L				-ABS, Ch 23000001-	<b>655-848</b>		22	22		82	74,6	37,5	96,5	57,4	580	s3		
		00-	R				-ABS, M/T, Ch 23000001-	<b>655-849</b>		22	22		82	74,6	37,5	96,5	57,4	932	s3		
<b>Corsa D '06-</b>			L/R			NOTE	CIFAM ref.	ABS	A	B	C	D	E	F	H	I	L	M	Fig		
1.0 12v (44 kW) Eng. Z10XEP		05-		●		Delphi	<b>613-394</b>				20	68	100								
		06-		●		Ch -84239420, Gkn	<b>613-393</b>				22	72	127								
		06-			●		Delphi	<b>607-594</b>		22	27	51	75,4	40,5					4a	3	
		06-			●		Ch -84239420, Gkn	<b>607-593</b>		22	21	51	75,1	40,5					4a	1	
		7/06-	L				M/T	<b>655-1017</b>		22		22	75,5	-	-	-	57,5	618			
		7/06-	R				M/T	<b>655-1018</b>		22		22	75,5	-	-	-	57,5	924			
1.2 16v (59 kW) Eng. Z12XEP		05-		●			<b>613-394</b>				20	68	100								
		06-		●		Ch -84239420, Gkn	<b>613-393</b>				22	72	127								
		06-			●		Delphi	<b>607-594</b>		22	27	51	75,4	40,5					4a	3	
		06-			●		Ch -84239420, Gkn	<b>607-593</b>		22	21	51	75,1	40,5					4a	1	
		7/06-	L				M/T	<b>655-1017</b>		22		22	75,5	-	-	-	57,5	618			
		7/06-	R				M/T	<b>655-1018</b>		22		22	75,5	-	-	-	57,5	924			
1.3 CDTI (70 kW) Eng. A13DTR/ Z13DTE		10-		●			<b>613-392</b>				25	78	130								
		10-		●				<b>607-592</b>	25	23	51	82,1	48,2					4	1		
		7/06-	L				M/T	<b>655-1013</b>		25		25	82	-	-	85	57	569			
		7/06-	R				M/T	<b>655-1014</b>		25		25	82	-	-	85	57	954			



























<b>Corsa D '06-</b>			L/R			NOTE	CIFAM ref.	ABS	A	B	C	D	E	F	H	I	L	M	Fig		
1.3 CDTi 16v (55 kW) Eng. Z13DTJ/ A13DTC		06-		•			<b>613-392</b>				25	78	130								
		06-		•			<b>607-592</b>		25	23	51	82,1	48,2					4	1		
		7/06-	L			M/T		<b>655-1019</b>		25		22	82	-	-	85	57,5	616			
		7/06-	R			M/T		<b>655-1020</b>		25		22	82	-	-	85	57,5	917			
1.3 CDTi 16v (66 kW) Eng. Z13DTH		06-		•			<b>613-392</b>				25	78	130								
		06-		•			<b>607-592</b>		25	23	51	82,1	48,2					4	1		
		7/06-	L			M/T		<b>655-1013</b>		25		25	82	-	-	85	57	569			
		7/06-	R			M/T		<b>655-1014</b>		25		25	82	-	-	85	57	954			
1.4 16v (66 kW) Eng. Z14XEP		06-		•		Gkn	<b>613-393</b>				22	72	127								
		06-		•		Gkn	<b>607-593</b>		22	21	51	75,1	40,5					4a	1		
1.4 16v (74 kW) Eng. A14XER		10-		•		Gkn	<b>613-393</b>				22	72	127								
		10-		•		Gkn	<b>607-593</b>		22	21	51	75,1	40,5					4a	1		
1.4 eco (64 kW) Eng. A14XEL		09-		•		Gkn	<b>613-393</b>				22	72	127								
		09-		•		Gkn	<b>607-593</b>		22	21	51	75,1	40,5					4a	1		
<b>Insignia, SW '09-</b>			L/R			NOTE	CIFAM ref.	ABS	A	B	C	D	E	F	H	I	L	M	Fig		
1.6 (85 kW) Eng. A16XER		09-		•			<b>613-463</b>				22	82	126								
		09-		•			<b>607-690</b>		30	24	51,2	84,4	93,7					7	1		
1.6 T (132 kW) Eng. A16LET		09-		•			<b>613-351</b>				26	86	138								
		09-		•			<b>607-506</b>		30	26	54,4	91	56					7	1		
1.8 (103 kW) Eng. A18XER		09-		•			<b>613-463</b>				22	82	126								
		09-		•			<b>607-690</b>		30	24	51,2	84,4	93,7					7	1		
2.0 CDTi (81 kW) Eng. A20DTC		09-		•			<b>613-351</b>				26	86	138								
		09-		•			<b>607-506</b>		30	26	54,4	91	56					7	1		
2.0 CDTi (96 kW) Eng. A20DTJ		09-		•			<b>613-351</b>				26	86	138								
		09-		•			<b>607-506</b>		30	26	54,4	91	56					7	1		
2.0 CDTi, 4WD (118 kW) Eng. A20DTH		09-		•			<b>613-351</b>				26	86	138								
		09-		•			<b>607-506</b>		30	26	54,4	91	56					7	1		
2.0 CDTi, 4WD (140-143 kW) Eng. A20DTR		09-		•		A/T	<b>613-351</b>				26	86	138								
		09-		•		A/T	<b>607-506</b>		30	26	54,4	91	56					7	1		
2.0 T, 4WD (162 kW) Eng. A20NHT/ NFT		09-		•			<b>613-351</b>				26	86	138								
		09-		•			<b>607-506</b>		30	26	54,4	91	56					7	1		



































Kadett E / Astra E, Belmont '84-'91			L/R 	NOTE	CIFAM ref.	ABS	A	B	C	D	E	F	H	I	L	M	Fig	
1.2 (40 kW) Eng. 12SC		84-86	●	+ABS, Ch F000001-	<b>613-008</b>				19	75	82							
		84-86	●	Ch F000001-	<b>614-010</b>				19	55	98							
		84-86	●	Ch F000001-	<b>607-007</b>		22	22	52	81	57						11	3
		84-86	●	+ABS, Ch F000001-	<b>607-056</b>	29	22	22	52	81	57						11	3
		84-86	●	Ch F000001-	<b>617-008</b>		22	22	34,9	84								
1.3 (55 kW) Eng. 13S		9/84-87	●	+ABS, Ch F000001-	<b>613-008</b>				19	75	82							
		9/84-87	●	Ch F000001-	<b>614-010</b>				19	55	98							
		9/84-87	●	Ch F000001-	<b>607-007</b>		22	22	52	81	57						11	3
		9/84-87	●	+ABS, Ch F000001-	<b>607-056</b>	29	22	22	52	81	57						11	3
		9/84-87	●	Ch F000001-	<b>617-008</b>		22	22	34,9	84								
1.3i, Kat (44 kW) Eng. 13NB/ C13N/ 13N		85-91	●	+ABS, Ch F000001-	<b>613-008</b>				19	75	82							
		85-91	●	Ch F000001-	<b>614-010</b>				19	55	98							
		85-91	●	Ch F000001-	<b>607-007</b>		22	22	52	81	57						11	3
		85-91	●	+ABS, Ch F000001-	<b>607-056</b>	29	22	22	52	81	57						11	3
		85-91	●	Ch F000001-	<b>617-008</b>		22	22	34,9	84								
1.4 i (44 kW) Eng. C14NZ/ X14SZ		90-91	●	+/-ABS	<b>613-008</b>				19	75	82							
		90-91	●		<b>614-010</b>				19	55	98							
		90-91	●	+ABS	<b>607-056</b>	29	22	22	52	81	57						11	3
		90-91	●	-ABS	<b>607-007</b>		22	22	52	81	57						11	3
		90-91	●		<b>617-008</b>		22	22	34,9	84								
1.4 S (55 kW) Eng. 14NV		90-91	●	+/-ABS	<b>613-008</b>				19	75	82							
		90-91	●		<b>614-010</b>				19	55	98							
		90-91	●	+ABS	<b>607-056</b>	29	22	22	52	81	57						11	3
		90-91	●	-ABS	<b>607-007</b>		22	22	52	81	57						11	3
		90-91	●		<b>617-008</b>		22	22	34,9	84								
1.6 (60 kW) Eng. 16SV		86-91	●	+ABS, Ch F000001-	<b>613-008</b>				19	75	82							
		86-91	●	Ch F000001-	<b>614-010</b>				19	55	98							
		86-91	●	Ch F000001-	<b>607-007</b>		22	22	52	81	57						11	3
		86-91	●	+ABS, Ch F000001-	<b>607-056</b>	29	22	22	52	81	57						11	3
		86-91	●	Ch F000001-	<b>617-008</b>		22	22	34,9	84								






















Kadett E SW '84-'91		L/R			NOTE	CIFAM ref.	ABS	A	B	C	D	E	F	H	I	L	M	Fig	
1.2 (40 kW) Eng. 12SC		84-86		•	+ABS, Ch F000001-	613-008				19	75	82							
		84-86		•	Ch F000001-	614-010				19	55	98							
		84-86		•	Ch F000001-	607-007		22	22	52	81	57						11	3
		84-86		•	+ABS, Ch F000001-	607-056	29	22	22	52	81	57						11	3
		84-86		•	Ch F000001-	617-008		22	22	34,9	84								
1.3 (55 kW) Eng. 13S		84-87		•	+ABS, Ch F000001-	613-008				19	75	82							
		84-87		•	Ch F000001-	614-010				19	55	98							
		84-87		•	Ch F000001-	607-007		22	22	52	81	57						11	3
		84-87		•	+ABS, Ch F000001-	607-056	29	22	22	52	81	57						11	3
		84-87		•	Ch F000001-	617-008		22	22	34,9	84								
1.3i, Kat (44 kW) Eng. 13NB/ C13N		85-91		•	+ABS, Ch F000001-	613-008				19	75	82							
		85-91		•	Ch F000001-	614-010				19	55	98							
		85-91		•	Ch F000001-	607-007		22	22	52	81	57						11	3
		85-91		•	+ABS, Ch F000001-	607-056	29	22	22	52	81	57						11	3
		85-91		•	Ch F000001-	617-008		22	22	34,9	84								
1.4 i (44 kW) Eng. C14NZ/ X14SZ		90-91		•	+ABS	613-008				19	75	82							
		90-91		•		614-010				19	55	98							
		90-91		•		607-007		22	22	52	81	57						11	3
		90-91		•	+ABS	607-056	29	22	22	52	81	57						11	3
		90-91		•		617-008		22	22	34,9	84								
1.4 S (55 kW) Eng. 14NV		90-91		•	+ABS	613-008				19	75	82							
		90-91		•		614-010				19	55	98							
		90-91		•		607-007		22	22	52	81	57						11	3
		90-91		•	+ABS	607-056	29	22	22	52	81	57						11	3
		90-91		•		617-008		22	22	34,9	84								
1.6 (66 kW) Eng. 16N/ S/ SH		84-86		•	Ch F000001-	613-011				22	83	79							
		84-86		•	Ch F000001-	614-008				19	55	98							
		84-86		•	Ch F000001-	607-008		33	25	52,35	90	59						5	3
		84-86		•	Ch F000001-	617-006		34	22	34,9	84								



























<b>Kadett E SW '84-'91</b>			L/R			NOTE	CIFAM ref.	ABS	A	B	C	D	E	F	H	I	L	M	Fig	
1.6 D (40 kW) Eng. 16D/ 16DA		9/84-1/89		●		+ABS, M/T	613-011				22	83	79							
		9/84-1/89			●	M/T, G.Box:F13	614-010				19	55	98							
		9/84-1/89			●	M/T, G.Box:F16	614-008				19	55	98							
		9/84-1/89			●		M/T	607-008		33	25	52,35	90	59					5	3
		9/84-1/89			●		+ABS, M/T	607-051	29	33	25	52	90	61					5	3
		9/84-1/89			●		+ABS, M/T	607-052	43	33	25	52	90	61					5	3
		9/84-1/89			●		M/T, G.Box:F13	617-008		22	22	34,9	84							
		9/84-1/89			●		M/T, G.Box:F16	617-006		34	22	34,9	84							
1.6 i, Kat (55 kW) Eng. C16LZ/ NZ/ E16NZ		86-91		●		+ABS, Ch F000001-	613-008				19	75	82							
		86-91			●	Ch F000001-	614-010				19	55	98							
		86-91			●		Ch F000001-	607-007		22	22	52	81	57					11	3
		86-91			●		+ABS, Ch F000001-	607-056	29	22	22	52	81	57					11	3
		86-91			●		Ch F000001-	617-008		22	22	34,9	84							
1.7 D (42 kW) Eng. 17D		1/89-91		●		+ABS	613-011				22	83	79							
		1/89-91		●			607-008		33	25	52,35	90	59					5	3	
		1/89-91		●			+ABS	607-051	29	33	25	52	90	61					5	3
		1/89-91		●			+ABS	607-052	43	33	25	52	90	61					5	3
1.8 (85 kW) Eng. 18E		84-86		●		+ABS, Ch F000001-	613-011				22	83	79							
		84-86		●		Ch F000001-	607-008		33	25	52,35	90	59					5	3	
		84-86		●			+ABS, Ch F000001-	607-051	29	33	25	52	90	61					5	3
		84-86		●			+ABS, Ch F000001-	607-052	43	33	25	52	90	61					5	3
2.0 i, Kat (85 kW) Eng. 20NE/ C20NE		87-91		●		+ABS, Ch F000001-	613-011				22	83	79							
		87-91		●		Ch F000001-	607-008		33	25	52,35	90	59					5	3	
		87-91		●			+ABS, Ch F000001-	607-051	29	33	25	52	90	61					5	3
		87-91		●			+ABS, Ch F000001-	607-052	43	33	25	52	90	61					5	3
<b>Meriva A '03-'10</b>			L/R			NOTE	CIFAM ref.	ABS	A	B	C	D	E	F	H	I	L	M	Fig	
1.3 CDTi 16v (51 kW) Eng. Y13DT		05-		●		+ABS	613-010				22	72	127							
		05-		●		+ABS	607-437	29	22	28	52	81	58					11	3	
1.3 CDTi 16v (55 kW) Eng. Z13DTJ		9/03-		●		+ABS	613-222				25	78	130							
		9/03-		●		+ABS	607-451	29	22	23	52	82	58					15	1	
1.4 16v Twinport (66 kW) Eng. Z14XEP		04-		●		+ABS	613-010				22	72	127							
		04-		●		+ABS	607-437	29	22	28	52	81	58					11	3	















<b>Meriva A '03-'10</b>			L/R			NOTE	CIFAM ref.	ABS	A	B	C	D	E	F	H	I	L	M	Fig			
1.6 (64 kW) Eng. Z16SE		5/03-		●		+ABS, Ch -44162552, Design:GKN	<b>613-303</b>				20	78	103									
		5/03-		●		+ABS, Ch 44162553-, Design:Delphi	<b>613-010</b>				22	72	127									
		5/03-		●		+ABS, Ch -44162552, Design:GKN	<b>607-439</b>	29	22	22	52	80	58						10	2		
		5/03-		●		+ABS, Ch 44162553-, Design:Delphi	<b>607-437</b>	29	22	28	52	81	58						11	3		
1.6 16v (74 kW) Eng. Z16XE		5/03-		●		+ABS, Ch -44162552, Design:GKN	<b>613-303</b>				20	78	103									
		5/03-		●		+ABS, Ch 44162553-, Design:Delphi	<b>613-010</b>				22	72	127									
		5/03-		●		+ABS, Ch -44162552, Design:GKN	<b>607-439</b>	29	22	22	52	80	58						10	2		
		5/03-		●		+ABS, Ch 44162553-, Design:Delphi	<b>607-437</b>	29	22	28	52	81	58						11	3		
1.6 16v (77 kW) Eng. Z16XEP		06-		●		+ABS	<b>613-010</b>				22	72	127									
			06-		●		+ABS	<b>607-437</b>	29	22	28	52	81	58					11	3		
1.6 T. 16v (132 kW) Eng. Z16LET		07-		●		+ABS	<b>613-312</b>				25	78	130									
			07-		●		+ABS	<b>607-452</b>	29	33	24	52	84,5	58,8					6	1		
1.7 CDTi (74 kW) Eng. Z17DTH		9/03-		●		+ABS	<b>613-312</b>				25	78	130									
			9/03-		●		+ABS	<b>607-452</b>	29	33	24	52	84,5	58,8					6	1		
1.7 CDTi 16v (92 kW) Eng. Z17DTR		07-		●		+ABS	<b>613-312</b>				25	78	130									
			07-		●		+ABS	<b>607-452</b>	29	33	24	52	84,5	58,8					6	1		
1.7 DTI 16v (55 kW) Eng. Y17DT		9/03-		●		+ABS	<b>613-222</b>				25	78	130									
			9/03-		●		+ABS	<b>607-451</b>	29	22	23	52	82	58					15	1		
1.8 16v (92 kW) Eng. Z18XE		5/03-		●		+ABS	<b>613-222</b>				25	78	130									
			5/03-		●		+ABS	<b>607-451</b>	29	22	23	52	82	58					15	1		
<b>Meriva B '10-</b>			L/R			NOTE	CIFAM ref.	ABS	A	B	C	D	E	F	H	I	L	M	Fig			
1.3 CDTi (55 kW) Eng. A13DTC		10-		●			<b>613-223</b>				22	82	126									
			10-		●			<b>607-737</b>		33	23	51,9	82	58,3					6	1		
1.3 CDTi (70 kW) Eng. A13DTE		10-		●			<b>613-223</b>				22	82	126									
			10-		●			<b>607-737</b>		33	23	51,9	82	58,3					6	1		
1.4 (88 kW) Eng. A14NEL		10-		●			<b>613-223</b>				22	82	126									
			10-		●			<b>607-737</b>		33	23	51,9	82	58,3					6	1		
1.7 CDTi (74 kW) Eng. A17DT		10-		●			<b>613-223</b>				22	82	126									
			10-		●			<b>607-737</b>		33	23	51,9	82	58,3					6	1		
1.7 CDTi (81 kW) Eng. A17DTC		10-		●			<b>613-223</b>				22	82	126									
			10-		●			<b>607-737</b>		33	23	51,9	82	58,3					6	1		













































Signum '03-		L/R			NOTE	CIFAM ref.	ABS	A	B	C	D	E	F	H	I	L	M	Fig	
1.8 16v (103 kW) Eng. Z18XER		05-	•		Ch 71009337-	613-463				22	82	126							
		9/05-	•		Ch -71009336	613-288				22	76	113							
		05-	•		Ch 71009337-	607-690		30	24	51,2	84,4	93,7						7	1
		9/05-	•		Ch -71009336	607-420		30	25	53	90	56						7	3
1.8 16v (90 kW) Eng. Z18XE		05-	•		Ch 71009337-	613-463				22	82	126							
		5/03-	•		Ch -71009336	613-288				22	76	113							
		05-	•		Ch 71009337-	607-690		30	24	51,2	84,4	93,7						7	1
		5/03-	•		Ch -71009336	607-420		30	25	53	90	56						7	3
1.9 CDTi (110 kW) Eng. Z19DTH		04-	•			613-353				26	86	138							
		04-	•			607-506A		30	26	54,4	91	56						7	1
1.9 CDTi (74 kW) Eng. Z19DTL		05-	•			613-353				26	86	138							
		05-	•			607-506A		30	26	54,4	91	56						7	1
1.9 CDTi (88 kW) Eng. Z19DT		04-	•			613-353				26	86	138							
		04-	•			607-506A		30	26	54,4	91	56						7	1
2.0 DTI 16v (74 kW) Eng. Y20DTH		5/03-	•			613-288				22	76	113							
		5/03-	•			607-420		30	25	53	90	56						7	3
2.0 T. 16v (129 kW) Eng. Z20NET		5/03-	•			613-353				26	86	138							
		5/03-	•			607-506A		30	26	54,4	91	56						7	1
2.2 16v (114 kW) Eng. Z22YH		5/03-	•			613-288				22	76	113							
		5/03-	•			607-420		30	25	53	90	56						7	3
2.2 DTI 16v (92 kW) Eng. Y22DTR		5/03-	•			613-353				26	86	138							
		5/03-	•			607-506A		30	26	54,4	91	56						7	1
2.8 V6 T. (169 kW) Eng. Z28NEL		05-	•		+ABS, M/T	613-514				37,5	91	127							
		05-	•		+ABS, M/T	607-599		30	28	55,4	92,1	52,5						7	1
2.8 V6 T. (184 kW) Eng. Z28NET		06-	•		+ABS, M/T	613-514				37,5	91	127							
		06-	•		+ABS, M/T	607-599		30	28	55,4	92,1	52,5						7	1
3.0 CDTi (130 kW) Eng. Y30DT		5/03-	•			613-353				26	86	138							
		5/03-	•			607-506A		30	26	54,4	91	56						7	1
3.0 CDTi (135 kW) Eng. Z30DT		05-	•		+ABS, M/T	613-514				37,5	91	127							
		9/05-	•			613-353				26	86	138							
		05-	•		+ABS, M/T	607-599		30	28	55,4	92,1	52,5						7	1
		9/05-	•			607-506A		30	26	54,4	91	56						7	1




























Signum '03-			L/R			NOTE	CIFAM ref.	ABS	A	B	C	D	E	F	H	I	L	M	Fig		
3.2 V6 (155 kW) Eng. Z32SE		5/03-		•			613-353				26	86	138								
		5/03-		•			607-506A		30	26	54,4	91	56					7	1		
Tigra A '94-'00			L/R			NOTE	CIFAM ref.	ABS	A	B	C	D	E	F	H	I	L	M	Fig		
1.4 i 16v (63-66 kW) Eng. X14XE		7/94-		•		+ABS, M/T	613-007				23	78	110								
		7/94-		•		M/T	614-024				23	77	112								
		7/94-		•		+ABS, M/T	607-116	29	22	28	52	81	58					11	3		
		7/94-		•		M/T	617-026		22	28	34,9	82									
		7/94-	L				+ABS	655-279	29	22	22	22	81	82		98	58	563	s9		
		7/94-	L				-ABS, M/T	655-095		22	28	22	81	84		98	57	563	s9		
		7/94-	R				+ABS	655-280	29	22	22	22	81	82		98	58	930	s9		
7/94-		R				-ABS, M/T	655-096		22	28	22	81	84		98	57	917	s9			
1.6 i 16v (78 kW) Eng. X16XE		7/94-		•		+ABS, M/T	613-009				22	76	113								
		7/94-		•		M/T	614-010				19	55	98								
		7/94-		•		+ABS, M/T	607-118	29	22	22	52	81	58,5					9	3		
		7/94-		•		M/T	617-008		22	22	34,9	84									
Tigra B Twintop '04-			L/R			NOTE	CIFAM ref.	ABS	A	B	C	D	E	F	H	I	L	M	Fig		
1.3 CDTi 16v (51 kW) Eng. Z13DT		04-		•		+ABS	613-010				22	72	127								
		04-		•		+ABS	607-437	29	22	28	52	81	58					11	3		
1.4 16v (66 kW) Eng. Z14XEP		04-		•		+ABS	613-010				22	72	127								
		04-		•		+ABS	607-437	29	22	28	52	81	58					11	3		
1.8 16v (92 kW) Eng. Z18XE		04-		•		+ABS	613-222				25	78	130								
		04-		•		+ABS	607-451	29	22	23	52	82	58					15	1		

Vectra A (86, 87) / Cavalier III '88-'95			L/R			NOTE	CIFAM ref.	ABS	A	B	C	D	E	F	H	I	L	M	Fig		
1.4 S (55 kW) Eng. 14NV		88-92		●		+ABS	<b>613-008</b>				19	75	82								
		88-92		●		+ABS, Ch P1175250-	<b>613-009</b>				22	76	113								
		88-92		●		+ABS, Ch -NV000492	<b>607-057</b>	43	22	22	52	81	57							11	3
		88-92		●		+ABS, Ch NV000493-P1175249	<b>607-056</b>	29	22	22	52	81	57							11	3
		88-92		●		+ABS, Ch P1175250-	<b>607-118</b>	29	22	22	52	81	58,5							9	3
		88-92	L				+ABS	<b>655-275</b>	29	22	22	22	80	85		94	58	588	s9		
		88-92	L				-ABS	<b>655-623</b>		22	22	22	81	85	-	94	58	588	s9		
		88-92	R				+ABS	<b>655-276</b>	29	22	22	22	80	85		94	58	928	s9		
		88-92	R				-ABS	<b>655-624</b>		22	22	22	81	85	-	94	58	928	s9		
	1.6 (60 kW) Eng. 16SV		88-93		●		+ABS	<b>613-008</b>				19	75	82							
88-93				●		+ABS, Ch P1175250-	<b>613-009</b>				22	76	113								
		88-93		●		+ABS, Ch -NV000492	<b>607-057</b>	43	22	22	52	81	57							11	3
		88-93		●		+ABS, Ch NV000493-P1175249	<b>607-056</b>	29	22	22	52	81	57							11	3
		88-93		●		+ABS, Ch P1175250-	<b>607-118</b>	29	22	22	52	81	58,5							9	3
		88-93	L				+ABS	<b>655-275</b>	29	22	22	22	80	85		94	58	588	s9		
		88-93	L				-ABS	<b>655-623</b>		22	22	22	81	85	-	94	58	588	s9		
		88-93	R				+ABS	<b>655-276</b>	29	22	22	22	80	85		94	58	928	s9		
		88-93	R				-ABS	<b>655-624</b>		22	22	22	81	85	-	94	58	928	s9		
1.6 i (52 kW) Eng. X16SZ			93-95		●		+ABS	<b>613-008</b>				19	75	82							
	93-95			●		+ABS, Ch P1175250-	<b>613-009</b>				22	76	113								
		93-95		●		+ABS, Ch -NV000492	<b>607-057</b>	43	22	22	52	81	57							11	3
		93-95		●		+ABS, Ch NV000493-P1175249	<b>607-056</b>	29	22	22	52	81	57							11	3
		93-95		●		+ABS, Ch P1175250-	<b>607-118</b>	29	22	22	52	81	58,5							9	3
1.6 i, Kat (55 kW) Eng. 16LZ2/ C16NZ/ NZ2/ E16NZ		88-95		●		+ABS	<b>613-008</b>				19	75	82								
		88-95		●		+ABS, Ch P1175250-, Only Eng. C16NZ/ E16NZ	<b>613-009</b>				22	76	113								
		88-95		●		+ABS, Ch -NV000492	<b>607-057</b>	43	22	22	52	81	57							11	3
		88-95		●		+ABS, Ch NV000493-P1175249	<b>607-056</b>	29	22	22	52	81	57							11	3
		88-95		●		+ABS, Ch P1175250-, Only Eng. C16NZ/ E16NZ	<b>607-118</b>	29	22	22	52	81	58,5							9	3
		88-95	L				+ABS	<b>655-275</b>	29	22	22	22	80	85		94	58	588	s9		
		88-95	L				-ABS	<b>655-623</b>		22	22	22	81	85	-	94	58	588	s9		
		88-95	R				+ABS	<b>655-276</b>	29	22	22	22	80	85		94	58	928	s9		
88-95		R				-ABS	<b>655-624</b>		22	22	22	81	85	-	94	58	928	s9			
































Vectra A (86, 87) / Cavalier III '88-'95		L/R			NOTE	CIFAM ref.	ABS	A	B	C	D	E	F	H	I	L	M	Fig		
1.7 D (42-44 kW) Eng. 17D/ DR		10/88-92		●	+ABS	<b>613-011</b>				22	83	79								
		10/88-7/91		●	+ABS, Ch K1000001-M1666666	<b>607-052</b>	43	33	25	52	90	61					5	3		
		8/91-92		●	+ABS, M/T+A/T, Ch N1000001-	<b>607-051</b>	29	33	25	52	90	61						5	3	
		88-92	L			+ABS, G.Box:F13	<b>655-273</b>	29	33	25	34	90	94		108	57	590	s9		
		88-92	L			-ABS, G.Box:F13	<b>655-271</b>		33	25	34	90	94		108	57	590	s9		
		88-92	R			+ABS, G.Box:F13	<b>655-274</b>	29	33	25	34	90	101		108	57	940	s9		
88-92		R			-ABS, G.Box:F13	<b>655-272</b>		33	25	34	90	101		108	57	940	s9			
1.7 TDS (60 kW) Eng. 17DT(TC4EE1)/ X17DT		90-95		●	+ABS, M/T	<b>613-011</b>				22	83	79								
		8/91-95		●	+ABS, M/T, Ch N1000001-	<b>607-051</b>	29	33	25	52	90	61					5	3		
		90-7/91		●	+ABS, M/T, Ch K1000001-M1999999	<b>607-052</b>	43	33	25	52	90	61						5	3	
		90-95	L			+ABS	<b>655-273</b>	29	33	25	34	90	94		108	57	590	s9		
		90-95	L			-ABS	<b>655-271</b>		33	25	34	90	94		108	57	590	s9		
		90-95	R			+ABS	<b>655-274</b>	29	33	25	34	90	101		108	57	940	s9		
90-95		R			-ABS	<b>655-272</b>		33	25	34	90	101		108	57	940	s9			
1.8, 4WD, Kat (65-66 kW) Eng. 18SV/ C18NZ/ E18NVR		88-7/91		●	+ABS, FWD, M/T+A/T	<b>613-011</b>				22	83	79								
		8/91-95		●	+ABS, FWD, M/T+A/T, Ch N1000001-	<b>607-051</b>	29	33	25	52	90	61					5	3		
		88-7/91		●	+ABS, FWD, M/T+A/T, Ch K1000001-M1999999	<b>607-052</b>	43	33	25	52	90	61						5	3	
		88-95	L			FWD	<b>655-271</b>		33	25	34	90	94		108	57	590	s9		
		88-95	L			+ABS, FWD	<b>655-273</b>	29	33	25	34	90	94		108	57	590	s9		
		88-95	R			FWD	<b>655-272</b>		33	25	34	90	101		108	57	940	s9		
88-95		R			+ABS, FWD	<b>655-274</b>	29	33	25	34	90	101		108	57	940	s9			
2.0 GT 16v Kat, 4WD (110 kW) Eng. 20XE/ 20XEJ/ C20XE		1/89-11/95		●	+ABS, FWD, M/T	<b>613-011</b>				22	83	79								
		1/89-11/95		●	+ABS, FWD, M/T, Ch K1000001-M1999999	<b>607-052</b>	43	33	25	52	90	61					5	3		
		1/89-11/95		●	+ABS, FWD, M/T, Ch N1000001-	<b>607-051</b>	29	33	25	52	90	61						5	3	
		89-95	L			+ABS, FWD	<b>655-273</b>	29	33	25	34	90	94		108	57	590	s9		
		89-95	L			-ABS, G.Box:F16-F20	<b>655-271</b>		33	25	34	90	94		108	57	590	s9		
		89-95	R			+ABS, FWD	<b>655-361</b>	29	33	25	34	90	97		108	42	653	s8		
89-95		R			-ABS, G.Box:F16-F20	<b>655-272</b>		33	25	34	90	101		108	57	940	s9			
2.0 i (74 kW) Eng. C20NEF		88-		●	+ABS, M/T+A/T, Ch K1000001-M1999999	<b>613-011</b>				22	83	79								
		88-		●	+ABS, M/T+A/T, Ch K1000001-M1999999	<b>607-052</b>	43	33	25	52	90	61					5	3		
		88-89	L			+ABS	<b>655-273</b>	29	33	25	34	90	94		108	57	590	s9		
		88-89	L			-ABS	<b>655-271</b>		33	25	34	90	94		108	57	590	s9		
		88-89	R			+ABS	<b>655-274</b>	29	33	25	34	90	101		108	57	940	s9		
		88-89	R		-ABS	<b>655-272</b>		33	25	34	90	101		108	57	940	s9			































<b>Vectra A (86, 87) / Cavalier III '88-'95</b>			L/R			NOTE	CIFAM ref.	ABS	A	B	C	D	E	F	H	I	L	M	Fig		
2.0 i 16v, 4WD (100 kW) Eng. X20XEV		94-11/95		●		+ABS, FWD, M/T	<b>613-011</b>				22	83	79								
		94-11/95		●		+ABS, FWD, M/T, Ch K1000001-M1999999	<b>607-052</b>	43	33	25	52	90	61					5	3		
		94-11/95		●			+ABS, FWD, M/T, Ch N1000001-	<b>607-051</b>	29	33	25	52	90	61					5	3	
		94-95	L				+ABS, FWD	<b>655-273</b>	29	33	25	34	90	94		108	57	590	s9		
		94-95	R				+ABS, FWD	<b>655-361</b>	29	33	25	34	90	97		108	42	653	s8		
2.0 i T. 4WD (150 kW) Eng. C20LET		94-95	L			+ABS, G.Box:F16-F20	<b>655-273</b>	29	33	25	34	90	94		108	57	590	s9			
		94-95	R			+ABS, G.Box:F16-F20	<b>655-361</b>	29	33	25	34	90	97		108	42	653	s8			
2.0 i, 4WD (95 kW) Eng. 20SEH		88-92		●		+ABS, M/T+A/T	<b>613-011</b>				22	83	79								
		8/91-92		●		+ABS, M/T+A/T, Ch N1000001-	<b>607-051</b>	29	33	25	52	90	61					5	3		
		88-7/91		●			+ABS, M/T+A/T, Ch K1000001-M1999999	<b>607-052</b>	43	33	25	52	90	61				5	3		
		88-92	L					<b>655-271</b>		33	25	34	90	94		108	57	590	s9		
		88-92	L				+ABS	<b>655-273</b>	29	33	25	34	90	94		108	57	590	s9		
		88-92	R					<b>655-272</b>		33	25	34	90	101		108	57	940	s9		
88-92		R				+ABS	<b>655-274</b>	29	33	25	34	90	101		108	57	940	s9			
2.0 i, 4WD, Kat (85 kW) Eng. 20NE/ C20NE		88-95		●		+ABS, M/T+A/T	<b>613-011</b>				22	83	79								
		8/91-95		●		+ABS, M/T+A/T, Ch N1000001-	<b>607-051</b>	29	33	25	52	90	61					5	3		
		88-7/91		●			+ABS, M/T+A/T, Ch K1000001-M1999999	<b>607-052</b>	43	33	25	52	90	61				5	3		
		88-95	R			+ABS	<b>655-274</b>	29	33	25	34	90	101		108	57	940	s9			
<b>Vectra B, SW / Vectra '95-'02</b>			L/R			NOTE	CIFAM ref.	ABS	A	B	C	D	E	F	H	I	L	M	Fig		
1.6 i (55 kW) Eng. 16LZ2		10/95-02		●			<b>613-009</b>				22	76	113								
		10/95-02		●		Ch W1285447-	<b>607-287</b>		33	22	52	81	57					8	3		
		10/95-02		●			+ABS, Ch -W1285446	<b>607-118</b>	29	22	22	52	81	58,5				9	3		
		10/95-02		●			+ABS, Ch W1285447-	<b>607-412</b>	29	33	22	52	81	57				8	3		
		95-1/99	L				+ABS	<b>655-775</b>	29	22		22	81	82		94	58	593	s3		
		95-1/99	R				+ABS	<b>655-720</b>	29	22		22	81	82		94	58	960	s3		
1.6 i (55 kW) Eng. X16SZR		10/95-02		●		+ABS	<b>613-009</b>				22	76	113								
		10/95-02		●		Ch W1285447-	<b>607-287</b>		33	22	52	81	57					8	3		
		10/95-02		●			+ABS, Ch -W1285446	<b>607-118</b>	29	22	22	52	81	58,5				9	3		
		10/95-02		●			+ABS, Ch W1285447-	<b>607-412</b>	29	33	22	52	81	57				8	3		
		95-1/99	L				+ABS	<b>655-775</b>	29	22		22	81	82		94	58	593	s3		
		95-1/99	R				+ABS	<b>655-720</b>	29	22		22	81	82		94	58	960	s3		





































Vectra B, SW / Vectra '95-'02			L/R			NOTE	CIFAM ref.	ABS	A	B	C	D	E	F	H	I	L	M	Fig	
2.0 i (82 kW) Eng. 20NEJ		95-		●		+/-ABS	613-012				25	90	107							
		95-		●		+ABS	607-289A	29	33	25	52	90	56					8	3	
		95-		●		-ABS	607-289		33	25	52	90	56					8	3	
		95-02	L			+ABS	655-348	29	33	25	34	90	94		108	57	597	s9		
		95-02	R			+ABS	655-349	29	33	25	34	90	94		108	57	962	s9		
2.0 i 16v (100 kW) Eng. C20SEL		95-00		●		+ABS	613-012				25	90	107							
		95-00		●		+ABS	607-289A	29	33	25	52	90	56					8	3	
		95-00	L			+ABS	655-348	29	33	25	34	90	94		108	57	597	s9		
		95-00	R			+ABS	655-349	29	33	25	34	90	94		108	57	962	s9		
2.0 i 16v (100 kW) Eng. X20XEV		95-00		●		+ABS	613-012				25	90	107							
		95-00		●		+ABS	607-289A	29	33	25	52	90	56					8	3	
		95-00	L			+ABS	655-348	29	33	25	34	90	94		108	57	597	s9		
		95-00	R			+ABS	655-349	29	33	25	34	90	94		108	57	962	s9		
2.2 16v (108 kW) Eng. Z22SE		9/00-4/02		●		+ABS	613-012				25	90	107							
		9/00-4/02		●		+ABS	607-289A	29	33	25	52	90	56					8	3	
2.2 DTI 16v (92 kW) Eng. Y22DTR		00-02		●		+ABS	607-618	29	33	35	55,8	87,8	54					6	2	
2.5 i 500 (143 kW) Eng. X25XE		98-00		●		+ABS	613-012				25	90	107							
		98-00		●		+ABS	607-289A	29	33	25	52	90	56					8	3	
2.5 i V6 (125 kW) Eng. X25XE		10/95-00		●		+ABS	613-012				25	90	107							
		10/95-00		●		+ABS	607-289A	29	33	25	52	90	56					8	3	
		95-00	L			+ABS	655-348	29	33	25	34	90	94		108	57	597	s9		
Vectra C, SW, Gts / Vectra II '02-			L/R			NOTE	CIFAM ref.	ABS	A	B	C	D	E	F	H	I	L	M	Fig	
1.6 16v (74 kW) Eng. Z16XE		04-		●		Ch -71009336, Exc. Europe	613-288				22	76	113							
		04-		●		Ch 71009337-	613-463				22	82	126							
		04-		●		Ch -71009336, Exc. Europe	607-420	30	25	53	90	56						7	3	
		04-		●		Ch 71009337-	607-690	30	24	51,2	84,4	93,7							7	1
1.6 16v (77 kW) Eng. Z16XEP		06-		●		Ch -71009336	613-288				22	76	113							
		06-		●		Ch 71009337-	613-463				22	82	126							
		06-		●		Ch -71009336	607-420	30	25	53	90	56						7	3	
		06-		●		Ch 71009337-	607-690	30	24	51,2	84,4	93,7							7	1























































Vectra C, SW, Gts / Vectra II '02-			L/R			NOTE	CIFAM ref.	ABS	A	B	C	D	E	F	H	I	L	M	Fig	
1.8 (81 kW) Eng. Z18XEL		05-		●		Ch 71009337-	<b>613-463</b>				22	82	126							
		4/02-		●		Ch -71009336	<b>613-288</b>				22	76	113							
		05-		●		Ch 71009337-	<b>607-690</b>		30	24	51,2	84,4	93,7						7	1
		4/02-		●		Ch -71009336	<b>607-420</b>		30	25	53	90	56						7	3
1.8 16v (103 kW) Eng. Z18XER		1/06-		●			<b>613-288</b>				22	76	113							
			1/06-		●			<b>607-420</b>		30	25	53	90	56					7	3
1.8 16v (90 kW) Eng. Z18XE		4/02-		●			<b>613-288</b>				22	76	113							
			4/02-		●			<b>607-420</b>		30	25	53	90	56					7	3
1.9 CDTi (110 kW) Eng. Z19DTH		04-		●			<b>613-353</b>				26	86	138							
			04-		●			<b>607-506A</b>		30	26	54,4	91	56					7	1
1.9 CDTi (74 kW) Eng. Z19DTL		05-		●			<b>613-353</b>				26	86	138							
			05-		●			<b>607-506A</b>		30	26	54,4	91	56					7	1
1.9 CDTi (88 kW) Eng. Z19DT		04-		●			<b>613-353</b>				26	86	138							
			04-		●			<b>607-506A</b>		30	26	54,4	91	56					7	1
2.0 DTI 16v (74 kW) Eng. Y20DTH		4/02-		●		M/T	<b>613-288</b>				22	76	113							
			4/02-		●		M/T	<b>607-420</b>		30	25	53	90	56					7	3
2.0 T. 16v (129 kW) Eng. Z20NET		03-		●			<b>613-353</b>				26	86	138							
			03-		●			<b>607-506A</b>		30	26	54,4	91	56					7	1
2.2 16v (Exc. SW) (108 kW) Eng. Z22SE		4/02-		●			<b>613-288</b>				22	76	113							
			4/02-		●			<b>607-420</b>		30	25	53	90	56					7	3
2.2 16v Direct (114 kW) Eng. Z22YH		03-		●		Ch -71009336	<b>613-288</b>				22	76	113							
		05-		●		Ch 71009337-	<b>613-463</b>				22	82	126							
		03-		●		Ch -71009336	<b>607-420</b>		30	25	53	90	56						7	3
		05-		●		Ch 71009337-	<b>607-690</b>		30	24	51,2	84,4	93,7					7	1	
2.2 DTI 16v (92 kW) Eng. Y22DTR		4/02-		●			<b>613-353</b>				26	86	138							
			4/02-		●			<b>607-506A</b>		30	26	54,4	91	56					7	1
2.8 V6 T. (169 kW) Eng. N28NET/ NEL		05-		●		+ABS, M/T	<b>613-514</b>				37,5	91	127							
			05-		●		+ABS, M/T	<b>607-599</b>		30	28	55,4	92,1	52,5					7	1
2.8 V6 T. (188 kW) Eng. N28NET		05-		●		M/T	<b>613-514</b>				37,5	91	127							
			05-		●		M/T	<b>607-599</b>		30	28	55,4	92,1	52,5					7	1
3.0 CDTi (130 kW) Eng. Y30DT		03-		●			<b>613-353</b>				26	86	138							
			03-		●			<b>607-506A</b>		30	26	54,4	91	56					7	1

<b>Vectra C, SW, Gts / Vectra II '02-</b>			L/R			NOTE	CIFAM ref.	ABS	A	B	C	D	E	F	H	I	L	M	Fig	
3.0 CDTi (135 kW) Eng. Z30DT		05-		•		+ABS, M/T	<b>613-514</b>				37,5	91	127							
		05-		•		+ABS, M/T	<b>607-599</b>		30	28	55,4	92,1	52,5						7	1
3.2 V6 (155 kW) Eng. Z32SE		4/02-		•			<b>613-353</b>				26	86	138							
		4/02-		•			<b>607-506A</b>		30	26	54,4	91	56						7	1
<b>Zafira A '99-'05</b>			L/R			NOTE	CIFAM ref.	ABS	A	B	C	D	E	F	H	I	L	M	Fig	
1.6 16v (74 kW) Eng. X16XEL/ Z16XE		99-05		•		-ABS, Eng. X16XEL	<b>613-012</b>				25	90	107							
		99-05		•		-ABS, Eng. X16XEL	<b>607-289</b>		33	25	52	90	56						8	3
1.6 CNG (71 kW) Eng. Z16YNG		01-05		•		-ABS	<b>613-012</b>				25	90	107							
		01-05		•		-ABS	<b>607-289</b>		33	25	52	90	56						8	3
1.6 i 16v (55 kW) Eng. X16SZR		99-		•		-ABS	<b>613-012</b>				25	90	107							
		99-		•		-ABS	<b>607-289</b>		33	25	52	90	56						8	3
1.8 16v (85 kW) Eng. X18XE/ 1		4/99-		•		-ABS	<b>613-012</b>				25	90	107							
		4/99-		•		-ABS	<b>607-289</b>		33	25	52	90	56						8	3
		99-00	L				<b>655-721</b>		33		22	90	92		108	58	596	s3		
		99-00	R				<b>655-722</b>		33		22	90	92		108	58	957	s3		
1.8 16v (92 kW) Eng. Z18XE		9/00-		•		-ABS	<b>613-012</b>				25	90	107							
		9/00-		•		-ABS	<b>607-289</b>		33	25	52	90	56						8	3
2.0 Di 16v (60 kW) Eng. X20DTL		99-		•		-ABS	<b>613-012</b>				25	90	107							
		99-		•		-ABS	<b>607-289</b>		33	25	52	90	56						8	3
		99-	L			+/-ABS	<b>655-350</b>		33	25	34	90	94		108	57	595	s9		
		99-	R			+/-ABS	<b>655-351</b>		33	25	34	90	94		108	57	957	s9		
2.0 DTI 16v (74 kW) Eng. Y20DTH		9/00-		•		-ABS	<b>613-012</b>				25	90	107							
		9/00-		•		-ABS	<b>607-289</b>		33	25	52	90	56						8	3
		9/00-	L			+/-ABS	<b>655-350</b>		33	25	34	90	94		108	57	595	s9		
		9/00-	R			+/-ABS	<b>655-351</b>		33	25	34	90	94		108	57	957	s9		
2.2 16v (108 kW) Eng. Z22SE		9/00-		•		-ABS	<b>613-012</b>				25	90	107							
		9/00-		•		-ABS	<b>607-289</b>		33	25	52	90	56						8	3
		9/00-	L			+/-ABS	<b>655-350</b>		33	25	34	90	94		108	57	595	s9		
		9/00-	R			+/-ABS	<b>655-351</b>		33	25	34	90	94		108	57	957	s9		
















































<b>Astra F Van (55) '91-'99</b>			L/R			NOTE	CIFAM ref.	ABS	A	B	C	D	E	F	H	I	L	M	Fig	
1.6 i (52 kW) Eng. X16SZ		93-		•		+/-ABS	<b>613-012</b>				25	90	107							
		93-		•		+ABS	<b>607-289A</b>	29	33	25	52	90	56						8	3
		93-		•		-ABS	<b>607-289</b>		33	25	52	90	56						8	3
<b>Astra G Van (F70) '99-'04</b>			L/R			NOTE	CIFAM ref.	ABS	A	B	C	D	E	F	H	I	L	M	Fig	
1.6i (55 kW) Eng. X16SZR		99-00		•			<b>613-009</b>				22	76	113							
		99-00		•			<b>607-287</b>		33	22	52	81	57						8	3
1.6i (62 kW) Eng. Z16SE		00-		•			<b>613-009</b>				22	76	113							
		00-		•			<b>607-287</b>		33	22	52	81	57						8	3
1.7 CDTi (59 kW) Eng. Z17DTL		03-04		•			<b>613-009</b>				22	76	113							
		03-04		•			<b>607-287</b>		33	22	52	81	57						8	3
1.7 DTi (55 kW) Eng. Y17DT		01-04		•		+/-ABS	<b>613-012</b>				25	90	107							
		01-04		•		+ABS	<b>607-289A</b>	29	33	25	52	90	56						8	3
		01-04		•		-ABS	<b>607-289</b>		33	25	52	90	56						8	3
		01-04	L				<b>655-721</b>		33		22	90	92		108	58	596	s3		
1.7 TD (50 kW) Eng. X17DTL		99-		•			<b>613-009</b>				22	76	113							
		99-		•			<b>607-287</b>		33	22	52	81	57						8	3
2.0 Di 16v (60 kW) Eng. X20DTL		99-		•		+/-ABS	<b>613-012</b>				25	90	107							
		99-		•		+ABS	<b>607-289A</b>	29	33	25	52	90	56						8	3
		99-		•		-ABS	<b>607-289</b>		33	25	52	90	56						8	3
2.0 DTi (74 kW) Eng. Y20DTH		99-04		•		-ABS	<b>613-012</b>				25	90	107							
		99-04		•		-ABS	<b>607-289</b>		33	25	52	90	56						8	3
		99-04	L				+/-ABS	<b>655-350</b>		33	25	34	90	94		108	57	595	s9	
		99-04	R				+/-ABS	<b>655-351</b>		33	25	34	90	94		108	57	957	s9	
<b>Astra H Van '04-'09</b>			L/R			NOTE	CIFAM ref.	ABS	A	B	C	D	E	F	H	I	L	M	Fig	
1.4 16v (66 kW) Eng. Z14XEP		04-		•			<b>613-349</b>				22	72	97							
		04-		•			<b>607-504</b>		33	22	53	79,2	53						7	1
1.6 16v (76 kW) Eng. Z16XEP		05-		•			<b>613-349</b>				22	72	97							
		05-		•			<b>607-504</b>		33	22	53	79,2	53						7	1
1.7 CDTi (59 kW) Eng. Z17DTL		05-06		•			<b>613-350</b>				25	78	130							
		05-06		•			<b>607-505</b>		33	24	52,3	84,4	54						7	1

Astra H Van '04-'09			L/R			NOTE	CIFAM ref.	ABS	A	B	C	D	E	F	H	I	L	M	Fig	
1.7 CDTi (74 kW) Eng. Z17DTH		04-		•			613-350				25	78	130							
		04-		•			607-505		33	24	52,3	84,4	54					7	1	
1.7 CDTi (81 kW) Eng. A17DTJ/ Z17DTJ		07-		•			613-407				26	86	138							
		07-		•			607-613		33	26	52,5	90,9	54					7	1	
1.9 CDTi, 16v (88 kW) Eng. Z19DT/ DTJ		04-		•			613-351				26	86	138							
		04-		•			607-506		30	26	54,4	91	56					7	1	
Combo I (71) '94-'01			L/R			NOTE	CIFAM ref.	ABS	A	B	C	D	E	F	H	I	L	M	Fig	
1.2 (33 kW) Eng. C12NZ/ X12SZ		7/94-		•		+ABS, M/T	613-007				23	78	110							
		7/94-		•		+ABS, M/T	607-116	29	22	28	52	81	58					11	3	
		7/94-	L				+ABS	655-279	29	22	22	22	81	82		98	58	563	s9	
		7/94-	L				-ABS, M/T	655-095		22	28	22	81	84		98	57	563	s9	
		7/94-	R				+ABS	655-280	29	22	22	22	81	82		98	58	930	s9	
		7/94-	R				-ABS, M/T	655-096		22	28	22	81	84		98	57	917	s9	
1.4 i (44 kW) Eng. C14NZ/ X14SZ		7/94-		•		+ABS, M/T	613-007				23	78	110							
		7/94-		•		+ABS, M/T	607-116	29	22	28	52	81	58					11	3	
		7/94-	L				+ABS	655-279	29	22	22	22	81	82		98	58	563	s9	
		7/94-	L				-ABS, M/T	655-095		22	28	22	81	84		98	57	563	s9	
		7/94-	R				+ABS	655-280	29	22	22	22	81	82		98	58	930	s9	
		7/94-	R				-ABS, M/T	655-096		22	28	22	81	84		98	57	917	s9	
1.4 Si (60 kW) Eng. C14SE		7/94-		•		+ABS, M/T	613-007				23	78	110							
		7/94-		•		+ABS, M/T	607-116	29	22	28	52	81	58					11	3	
		7/94-	L				+ABS	655-279	29	22	22	22	81	82		98	58	563	s9	
		7/94-	L				-ABS, M/T	655-095		22	28	22	81	84		98	57	563	s9	
		7/94-	R				+ABS	655-280	29	22	22	22	81	82		98	58	930	s9	
		7/94-	R				-ABS, M/T	655-096		22	28	22	81	84		98	57	917	s9	
1.7 D (44 kW) Eng. 17D(4EE1)/ X17D		7/94-		•		+ABS, M/T	613-007				23	78	110							
		7/94-		•		+ABS, M/T	607-116	29	22	28	52	81	58					11	3	
		7/94-	L				+ABS	655-279	29	22	22	22	81	82		98	58	563	s9	
		7/94-	L				-ABS, M/T	655-095		22	28	22	81	84		98	57	563	s9	
		7/94-	R				+ABS	655-280	29	22	22	22	81	82		98	58	930	s9	
		7/94-	R				-ABS, M/T	655-096		22	28	22	81	84		98	57	917	s9	

















Combo II '01-		L/R			NOTE	CIFAM ref.	ABS	A	B	C	D	E	F	H	I	L	M	Fig
1.3 CDTi 16v (51 kW) Eng. Z13DT/ Y13DT		04-	•		+ABS	613-222				25	78	130						
		04-	•		+ABS	607-451	29	22	23	52	82	58					15	1
1.3 CDTi 16v (55 kW) Eng. Z13DTJ		06-	•		+ABS	613-010				22	72	127						
		06-	•		+ABS	607-437	29	22	28	52	81	58					11	3
1.4 16v (66 kW) Eng. Z14XEP		04-	•		+ABS	613-010				22	72	127						
		04-	•		+ABS	607-437	29	22	28	52	81	58					11	3
1.6 (64 kW) Eng. Z16SE		01-	•		+ABS	613-010				22	72	127						
		01-	•		+ABS	607-437	29	22	28	52	81	58					11	3
1.7 Di 16v (48 kW) Eng. Y17DTL		06-	•		+ABS	613-010				22	72	127						
		8/01-	•		+ABS	613-222				25	78	130						
		06-	•		+ABS	607-437	29	22	28	52	81	58					11	3
		8/01-	•		+ABS	607-451	29	22	23	52	82	58					15	1
		01-	L			+ABS, M/T, G.Box:F06/F25	655-769	29	22		81						580	s5
		01-	L			-ABS, G.Box:F06/F25	655-483		22		81						580	
		01-	R			+ABS, M/T, G.Box:F06/F25	655-770	29	22		81						932	s5
	01-	R			-ABS, G.Box:F06/F25	655-484		22		81						932		
1.7 DTI 16v (55 kW) Eng. Y17DT		06-	•		+ABS	613-010				22	72	127						
		8/01-	•		+ABS	613-222				25	78	130						
		06-	•		+ABS	607-437	29	22	28	52	81	58					11	3
		8/01-	•		+ABS	607-451	29	22	23	52	82	58					15	1
		01-	L			-ABS, G.Box:F06/F25	655-848		22	22	82	74,6	37,5	96,5	57,4	580	s3	
		01-	R			-ABS, G.Box:F06/F25	655-849		22	22	82	74,6	37,5	96,5	57,4	932	s3	
<b>Corsa A Van / Nova Van '86-'94</b>		L/R			NOTE	CIFAM ref.	ABS	A	B	C	D	E	F	H	I	L	M	Fig
1.0 (33 kW) Eng. 10S		86-	•		M/T	613-028				23	78	110						
		86-	•		M/T	607-029		22	28	52	81	58					11	3
1.2 (33 kW) Eng. 12NC/ E12GV		86-	•		M/T	613-028				23	78	110						
		86-	•		M/T	607-029		22	28	52	81	58					11	3
1.2 (40 kW) Eng. 12ST		86-	•		M/T	613-028				23	78	110						
		86-	•		M/T	607-029		22	28	52	81	58					11	3
1.3 (44 kW) Eng. 13NB		86-	•		M/T	613-028				23	78	110						
		86-	•		M/T	607-029		22	28	52	81	58					11	3













OPEL LCV



















<b>Corsa A Van / Nova Van '86-'94</b>			L/R			NOTE	CIFAM ref.	ABS	A	B	C	D	E	F	H	I	L	M	Fig		
1.3 (51 kW) Eng. 13SB		86-		•		M/T	<b>613-028</b>				23	78	110								
		86-		•		M/T	<b>607-029</b>		22	28	52	81	58					11	3		
1.5 D (37 kW) Eng. 15D(4EC1)		87-89		•		M/T	<b>613-028</b>				23	78	110								
		87-89		•		M/T	<b>607-029</b>		22	28	52	81	58					11	3		
<b>Corsa B Van (73) / Corsa Van '99-'00</b>			L/R			NOTE	CIFAM ref.	ABS	A	B	C	D	E	F	H	I	L	M	Fig		
1.4 i (44 kW) Eng. X14SZ		99-00		•		+ABS, M/T	<b>613-007</b>				23	78	110								
		99-00		•		+ABS, M/T	<b>607-116</b>	29	22	28	52	81	58					11	3		
		99-00	L				M/T	<b>655-095</b>		22	28	22	81	84		98	57	563	s9		
		99-00	L				+ABS	<b>655-279</b>	29	22	22	22	81	82		98	58	563	s9		
		99-00	R				M/T	<b>655-096</b>		22	28	22	81	84		98	57	917	s9		
		99-00	R				+ABS	<b>655-280</b>	29	22	22	22	81	82		98	58	930	s9		
1.5 D (37 kW) Eng. 15D		94-95		•		+ABS, M/T	<b>613-007</b>				23	78	110								
		94-95		•		+ABS, M/T	<b>607-116</b>	29	22	28	52	81	58					11	3		
		94-95	L				+ABS	<b>655-279</b>	29	22	22	22	81	82		98	58	563	s9		
		94-95	L				-ABS, M/T	<b>655-095</b>		22	28	22	81	84		98	57	563	s9		
		94-95	R				+ABS	<b>655-280</b>	29	22	22	22	81	82		98	58	930	s9		
		94-95	R				-ABS, M/T	<b>655-096</b>		22	28	22	81	84		98	57	917	s9		
1.7 D (44 kW) Eng. 17D(4EE1)/ X17D		99-00		•		+ABS, M/T	<b>613-007</b>				23	78	110								
		99-00		•		+ABS, M/T	<b>607-116</b>	29	22	28	52	81	58					11	3		
		99-00	L					<b>655-095</b>		22	28	22	81	84		98	57	563	s9		
		99-00	L				+ABS	<b>655-279</b>	29	22	22	22	81	82		98	58	563	s9		
		99-00	R					<b>655-096</b>		22	28	22	81	84		98	57	917	s9		
		99-00	R				+ABS	<b>655-280</b>	29	22	22	22	81	82		98	58	930	s9		
<b>Corsa C Van (F08, W5L) / Corsa II Van '00-'06</b>			L/R			NOTE	CIFAM ref.	ABS	A	B	C	D	E	F	H	I	L	M	Fig		
1.2 16v (55 kW) Eng. Z12XE		9/00-		•		+ABS	<b>613-275</b>				22	72	127								
		9/00-		•		+ABS	<b>607-400</b>	29	22	28	52	75,6	58					10	3		
		9/00-	L				+ABS	<b>655-765</b>	29	22			74	74,6	37,5	97	57,5	582			
		9/00-	L				-ABS	<b>655-479</b>		22			74	74,6	37,5	97	57,5	582			
		9/00-	R				+ABS	<b>655-766</b>	29	22			74	74,6	37,5	97	57,5	932			
		9/00-	R				-ABS	<b>655-480</b>		22			74	74,6	37,5	97	57,5	932			














Corsa C Van (F08, W5L) / Corsa II Van '00-'06			L/R			NOTE	CIFAM ref.	ABS	A	B	C	D	E	F	H	I	L	M	Fig		
1.3 CDTi 16v (51 kW) Eng. Z13DT		05-		•		+ABS	613-010				22	72	127								
		05-		•		+ABS	607-437	29	22	28	52	81	58					11	3		
1.4 (66 kW) Eng. Z14XE		03-		•		+ABS	613-275				22	72	127								
		03-		•		+ABS	607-400	29	22	28	52	75,6	58					10	3		
1.7 CDTi (74 kW) Eng. Z17DTH		6/03-		•		+ABS	613-312				25	78	130								
		6/03-		•		+ABS	607-452	29	33	24	52	84,5	58,8					6	1		
1.7 Di 16v (48 kW) Eng. Y17DTL		9/00-		•		+ABS	613-010				22	72	127								
		9/00-		•		+ABS	607-437	29	22	28	52	81	58					11	3		
		9/00-	L				+ABS, Ch -13999999	655-767	29	22			81					580			
		9/00-	L				+ABS, Ch 23000001-	655-769	29	22			81					580	s5		
		9/00-	L				-ABS, Ch -13999999, G.Box:F08/F68	655-481		22			81					580			
		9/00-	L				-ABS, Ch 23000001-, G.Box:F08/F68	655-483		22			81					580			
		9/00-	R				+ABS, Ch -13999999	655-768	29	22			81					932			
		9/00-	R				+ABS, Ch 23000001-	655-770	29	22			81					932	s5		
		9/00-	R				-ABS, Ch -13999999, G.Box:F08/F68	655-482		22			81					932			
9/00-	R				-ABS, Ch 23000001-, G.Box:F08/F68	655-484		22			81					932					
1.7 DTI 16v (55 kW) Eng. Y17DT		9/00-		•		+ABS	613-010				22	72	127								
		9/00-		•		+ABS	607-437	29	22	28	52	81	58					11	3		
		9/00-	L				+ABS, Ch -13999999	655-767	29	22			81					580			
		9/00-	L				+ABS, Ch 23000001-	655-769	29	22			81					580	s5		
		9/00-	L				-ABS, Ch -13999999, G.Box:F08/F68	655-481		22			81					580			
		9/00-	L				-ABS, Ch 23000001-, G.Box:F08/F68	655-483		22			81					580			
		9/00-	R				+ABS, Ch -13999999	655-768	29	22			81					932			
		9/00-	R				+ABS, Ch 23000001-	655-770	29	22			81					932	s5		
		9/00-	R				-ABS, Ch -13999999, G.Box:F08/F68	655-482		22			81					932			
9/00-	R				-ABS, Ch 23000001-, G.Box:F08/F68	655-484		22			81					932					
<b>Corsa D Van '06-</b>			L/R			NOTE	CIFAM ref.	ABS	A	B	C	D	E	F	H	I	L	M	Fig		
1.3 CDTi 16v (55 kW) Eng. Z13DTJ		06-		•			613-392				25	78	130								
		06-		•			607-592		25	23	51	82,1	48,2					4	1		




















Movano I '98-'10			L/R			NOTE	CIFAM ref.	ABS	A	B	C	D	E	F	H	I	L	M	Fig	
1.9 DTi (59-60 kW) Eng. F9Q770/ 774		00-		●		+ABS, Ch B000462-, G.Box:PF1	<b>613-313</b>				26	86	138							
		00-10		●		+ABS, Ch -B000461	<b>613-485</b>				26	86	138							
		00-		●		+ABS, Ch B000462-, G.Box:PF1	<b>607-453</b>	51	28	36	64,5	96,5	58						11	2
		00-10		●		+ABS, Ch -B000461	<b>607-713</b>	51	28	36	64,5	96,5	58						11	2
		00-	L				+ABS, M/T, G.Box:PF1	<b>655-869</b>	51	28			101,5		37	96		644	s7	
		00-	L				-ABS, M/T, G.Box:PF1	<b>655-867</b>		28			101,5		37	96		644	s7	
		00-	R				+ABS, M/T, G.Box:PF1	<b>655-870</b>	51	28	39		101,5	81,1		96	390	1154	s4	
		00-	R				-ABS, M/T, G.Box:PF1	<b>655-868</b>		28	39		101,5	81,1		96	390	1154	s4	
2.2 DTi (66 kW) Eng. G9T720		00-		●		+ABS, Ch B000462-	<b>613-313</b>				26	86	138							
		00-10		●		+ABS, Ch -B000461	<b>613-485</b>				26	86	138							
		00-		●			+ABS, Ch B000462-	<b>607-453</b>	51	28	36	64,5	96,5	58					11	2
		00-10		●			+ABS, Ch -B000461	<b>607-713</b>	51	28	36	64,5	96,5	58					11	2
		00-	L				M/T	<b>655-409</b>		28			101,5			96		670	s7	
		00-	L				+ABS, M/T	<b>655-411</b>	51	28			101,5			96		670	s7	
		00-	R				+ABS, M/T	<b>655-1028</b>	51	28		39	101,5	-	-	96	421	1126		
		00-	R				-ABS, M/T	<b>655-1027</b>		28		39	101,5	-	-	96	421	1126		
2.5 CDTi (107 kW) Eng. G9U632		06-10		●		+ABS, Ch -B000461, Self-locking nut	<b>613-484</b>				26	86	138							
		06-10		●		+ABS, Ch B000462-, Not Self-locking nut	<b>613-486</b>				26	86	138							
		06-10		●			+ABS, Ch -B000461, Self-locking nut	<b>607-712</b>	51	28	36	64,5	101,9	57,1					11	2
		06-10		●			+ABS, Ch B000462-, Not Self-locking nut	<b>607-714</b>	51	28	36	64,5	101,9	57,1					11	2
2.5 CDTi (74 kW) Eng. G9U650		06-10		●		+ABS, Ch -B000461, Self-locking nut	<b>613-484</b>				26	86	138							
		06-10		●		+ABS, Ch B000462-, Not Self-locking nut	<b>613-486</b>				26	86	138							
		06-10		●			+ABS, Ch -B000461, Self-locking nut	<b>607-712</b>	51	28	36	64,5	101,9	57,1					11	2
		06-10		●			+ABS, Ch B000462-, Not Self-locking nut	<b>607-714</b>	51	28	36	64,5	101,9	57,1					11	2
2.5 CDTi (88 kW) Eng. G9U632		06-		●		+ABS, Ch B000462-, G.Box:PF6	<b>613-313</b>				26	86	138							
		06-10		●		+ABS, Ch -B000461, Self-locking nut	<b>613-484</b>				26	86	138							
		06-10		●			+ABS, Ch B000462-, Not Self-locking nut	<b>613-486</b>				26	86	138						
		06-		●			+ABS, Ch B000462-, G.Box:PF6	<b>607-453</b>	51	28	36	64,5	96,5	58					11	2
		06-10		●			+ABS, Ch -B000461, Self-locking nut	<b>607-712</b>	51	28	36	64,5	101,9	57,1					11	2
		06-10		●			+ABS, Ch B000462-, Not Self-locking nut	<b>607-714</b>	51	28	36	64,5	101,9	57,1					11	2
		06-	L				+ABS, M/T, G.Box:PF6	<b>655-1037</b>	51	28		39	101,5	-	-	96	74	701		
		8/06-	R				+ABS, M/T, G.Box:PF6	<b>655-1067</b>	51	28		39	101,5	-	-	96	428	1116		











Movano I '98-'10		L/R			NOTE	CIFAM ref.	ABS	A	B	C	D	E	F	H	I	L	M	Fig		
2.5 D (59 kW) Eng. S8U770		00-	●		+ABS, Ch B000462-	<b>613-313</b>				26	86	138								
		00-10	●		+ABS, Ch -B000461	<b>613-485</b>				26	86	138								
		99-00	●		+ABS	<b>613-255</b>				26	86	138								
		00-	●		+ABS, Ch B000462-	<b>607-453</b>	51	28	36	64,5	96,5	58						11	2	
		00-10	●		+ABS, Ch -B000461	<b>607-713</b>	51	28	36	64,5	96,5	58						11	2	
		99-00	●		+ABS	<b>607-371</b>	51	28	27	67	98	57,6						4	2	
		99-	L		+ABS	<b>655-407</b>	51	28			98		37	93			670	s7		
		99-	L		-ABS	<b>655-405</b>		28			98		37	93			670	s7		
		99-	R		+ABS	<b>655-408</b>	51	28		39	98	81,5	34	93	435	1120	s4			
		99-	R		-ABS	<b>655-406</b>		28		39	98	81,1	34	93	436	1120	s4			
	2.5 DTi (73 kW) Eng. G9U754		01-10	●		+ABS, Ch B000462-	<b>613-313</b>				26	86	138							
			07-10	●		+ABS, Ch -B000461	<b>613-485</b>				26	86	138							
		01-10	●		+ABS, Ch B000462-	<b>607-453</b>	51	28	36	64,5	96,5	58						11	2	
		07-10	●		+ABS, Ch -B000461	<b>607-713</b>	51	28	36	64,5	96,5	58						11	2	
		07-10	L		+ABS, M/T, G.Box:PK5	<b>655-861</b>	51	28			101,5		37	96			664	s10		
		07-10	R		+ABS, M/T, G.Box:PK5	<b>655-862</b>	51	28	39		101,5	84	34	96	431,8	1142	s4			
2.5 DTi (84 kW) Eng. G9U720/ 724/ 750/ 754		01-10	●		+ABS, Ch B000462-	<b>613-313</b>				26	86	138								
		01-10	●		+ABS, Ch -B000461	<b>613-485</b>				26	86	138								
		01-10	●		+ABS, Ch B000462-	<b>607-453</b>	51	28	36	64,5	96,5	58						11	2	
		01-10	●		+ABS, Ch -B000461	<b>607-713</b>	51	28	36	64,5	96,5	58						11	2	
		01-10	L		+ABS, M/T, G.Box:PK5	<b>655-861</b>	51	28			101,5		37	96			664	s10		
		01-10	R		+ABS, M/T, G.Box:PK5	<b>655-862</b>	51	28	39		101,5	84	34	96	431,8	1142	s4			


















<b>Movano I '98-'10</b>			L/R			NOTE	CIFAM ref.	ABS	A	B	C	D	E	F	H	I	L	M	Fig	
2.8 DTI (84 kW) Eng. S9W702		00-		●		+ABS, Ch B000462-	<b>613-313</b>				26	86	138							
		00-10		●		+ABS, Ch -B000461	<b>613-485</b>				26	86	138							
		98-00		●		+ABS	<b>613-255</b>				26	86	138							
		00-		●			+ABS, Ch B000462-	<b>607-453</b>	51	28	36	64,5	96,5	58					11	2
		00-10		●			+ABS, Ch -B000461	<b>607-713</b>	51	28	36	64,5	96,5	58					11	2
		98-00		●			+ABS	<b>607-371</b>	51	28	27	67	98	57,6					4	2
		00-	L				+ABS	<b>655-411</b>	51	28			101,5			96		670	s7	
		00-	L				-ABS	<b>655-409</b>		28			101,5			96		670	s7	
		00-	R				+ABS	<b>655-412</b>	51	28			101,5			96		1127	s4	
		00-	R				-ABS	<b>655-410</b>		28			101,5			96		1127	s4	
		6/98-00	L				+ABS	<b>655-407</b>	51	28			98		37	93		670	s7	
		6/98-00	L				-ABS	<b>655-405</b>		28			98		37	93		670	s7	
		6/98-00	R				+ABS	<b>655-408</b>	51	28		39	98	81,5	34	93	435	1120	s4	
		6/98-00	R				-ABS	<b>655-406</b>		28		39	98	81,1	34	93	436	1120	s4	
3.0 CDTi (100 kW) Eng. ZD3A2		07-		●		+ABS, Ch B000462-, G.Box:PF6	<b>613-313</b>				26	86	138							
		07-		●		+ABS, Ch B000462-, G.Box:PF6	<b>607-453</b>	51	28	36	64,5	96,5	58					11	2	
		10/03-	L				+ABS, M/T, G.Box:PF6	<b>655-1029</b>	51	28		39	101,5	88	38	96	74	685		
		10/03-	R				+ABS, M/T, G.Box:PF6	<b>655-1030</b>	51	28		39	101,5	88	38	96	549	1126		
<b>Vivaro '01-</b>			L/R			NOTE	CIFAM ref.	ABS	A	B	C	D	E	F	H	I	L	M	Fig	
1.9 Di (59-60 kW) Eng. F9Q774/ 762		01-		●			<b>613-377</b>				26	86	138							
		01-		●				<b>607-549</b>		27	26	56,5	91,6	59,6					3	1
		8/01-	L				-ABS	<b>655-196</b>		27			91			94		675	s7	
		8/01-	R				-ABS	<b>655-378</b>		27		39	91			94		1016	s6	
1.9 DTI (74 kW) Eng. F9Q760		01-		●			<b>613-377</b>				26	86	138							
		01-		●				<b>607-549</b>		27	26	56,5	91,6	59,6					3	1
		8/01-	L				-ABS	<b>655-196</b>		27			91			94		675	s7	
		8/01-	R				-ABS	<b>655-378</b>		27		39	91			94		1016	s6	
2.0 16v (88 kW) Eng. F4R720		01-		●			<b>613-377</b>				26	86	138							
		01-		●				<b>607-549</b>		27	26	56,5	91,6	59,6					3	1
		8/01-	L				-ABS	<b>655-196</b>		27			91			94		675	s7	
		8/01-	R				-ABS	<b>655-378</b>		27		39	91			94		1016	s6	
2.0 16v ECO (86 kW) Eng. F4R820		06-		●			<b>613-377</b>				26	86	138							
		06-		●				<b>607-549</b>		27	26	56,5	91,6	59,6					3	1


































Vivaro '01-		L/R			NOTE	CIFAM ref.	ABS	A	B	C	D	E	F	H	I	L	M	Fig	
2.0 CDTi 120 (84 kW) Eng. M9R780		03-		•		613-519				29,5	100,6	130							
		03-		•		607-733		27	36	56,5	101,3	60,1					5	2	
2.0 CDTi 90 (66 kW) Eng. M9R.E7		03-		•		613-519				29,5	100,6	130							
		03-		•		607-733		27	36	56,5	101,3	60,1					5	2	
2.5 CDTi (107 kW) Eng. G9U630		06-		•	Ch 7V600001-	613-519				29,5	100,6	130							
		06-		•	Ch 7V600001-	607-733		27	36	56,5	101,3	60,1					5	2	
2.5 DTI (99 kW) Eng. G9U730		03-		•		613-377				26	86	138							
		03-		•		607-549		27	26	56,5	91,6	59,6					3	1	
		03-	L		M/T	655-850		27			102		37	93		636	s7		
		03-	R		M/T	655-851		27	39		102	89		93	409	1058	s4		



















## PEUGEOT

1007 (KM) '05-		L/R			NOTE	CIFAM ref.	ABS	A	B	C	D	E	F	H	I	L	M	Fig	
1.4 (55 kW) Eng. KfV(TU3JP)		05-		•	+/-ABS	613-345				20	68	100							
		05-		•	+/-ABS	607-499		21	27	49	75,3	51,5					4a	3	
1.4 16v (65 kW) Eng. KFU(ET3J4)		03-	L	•	Ch 11081-	613-382				22	76	113							
		03-	R	•	Ch 11081-	613-429				28	74	115							
		05-		•	+/-ABS, Ch -11080	613-344				22	72	97							
		03-	L	•	Ch 11081-	607-560		21	22	48,6	79,2	52						4a	2
		03-	R	•	Ch 11081-	607-649		21	22	48,6	79,2	52						4a	2
		05-		•	+/-ABS, Ch -11080	607-498		21	28	49	81	51						4a	3
1.4 HDi (50 kW) Eng. 8HX/8HZ(DV4TD)		05-		•	+/-ABS	607-500		21	28	49	81	51					4a	3	
1.6 16v (80 kW) Eng. NFU(TU5JP4)		05-		•	+/-ABS	613-344				22	72	97							
		05-		•	+/-ABS	607-498		21	28	49	81	51					4a	3	
1.6 HDi 16v FAP (80 kW) Eng. 9HZ(DV6TED4)		07-		•		613-518				34,9	84	119							
		07-		•		607-729		21	34	48,1	85,9	50,4					4a	2	
106 I (1A, 1C) '91-'96		L/R			NOTE	CIFAM ref.	ABS	A	B	C	D	E	F	H	I	L	M	Fig	
0.95 (33 kW) Eng. CDY(TU9)		8/91-	L		M/T, G.Box:MA	655-004		21		22	76,5	71,5	30	81	65,5	616	s3		
		8/91-	R		M/T, G.Box:MA	655-005		21		22	76,5	71,5	30	81	93,5	800	s3		
0.95 (37 kW) Eng. CDZ(TU9M)		8/91-	L		M/T, G.Box:MA	655-004		21		22	76,5	71,5	30	81	65,5	616	s3		
		8/91-	R		M/T, G.Box:MA	655-005		21		22	76,5	71,5	30	81	93,5	800	s3		

106 I (1A, 1C) '91-'96			L/R			NOTE	CIFAM ref.	ABS	A	B	C	D	E	F	H	I	L	M	Fig
1.1 (44 kW) Eng. HDZ(TU1M/ MZ)		8/91-	L			M/T, G.Box:MA, 3Hole/Fori	655-004		21		22	76,5	71,5	30	81	65,5	616	s3	
		8/91-	L			+ABS, G.Box:MA	655-130	48	21		22	76,5	71,5	30	75	65	614	s3	
		8/91-	L			-ABS, M/T, G.Box:MA, 4Hole/Fori	655-014		21		22	76,5	71,5	30	75	65	614	s3	
		8/91-	R			M/T, G.Box:MA, 3Hole/Fori	655-005		21		22	76,5	71,5	30	81	93,5	800	s3	
		8/91-	R			+ABS, G.Box:MA	655-131	48	21		22	76,5	71,5	30	75	93,5	798	s3	
		8/91-	R			-ABS, M/T, G.Box:MA, 4Hole/Fori	655-015		21		22	76,5	71,5	30	75	93,5	798	s3	
1.3 (70-72 kW) Eng. TU2J2/ TU3FJ2K		10/93-4/96	L			-ABS, G.Box:MAR	655-103		21		22	86,5	71,5	30	76	58,5	609	s3	
		10/93-4/96	R			-ABS, G.Box:MAR	655-104		21		22	86,5	71,5	30	76	253	802	s4	
		93-	L			+ABS, G.Box:MA	655-146	48	21		22	86,5	71,5	30	76	58,5	609	s3	
		93-	R			+ABS, G.Box:MA	655-147	48	21		22	86,5	71,5	30	76	253	802	s4	
1.4 (47-55 kW) Eng. KDY/ KDZ/KDX(TU3A/ AN/ S/ M/ 2/ 2K/ MC/ F2)		91-	L			+ABS, G.Box:MA	655-130	48	21		22	76,5	71,5	30	75	65	614	s3	
		91-	L			-ABS, G.Box:MA	655-014		21		22	76,5	71,5	30	75	65	614	s3	
		91-	R			+ABS, G.Box:MA	655-131	48	21		22	76,5	71,5	30	75	93,5	798	s3	
		91-	R			-ABS, G.Box:MA	655-015		21		22	76,5	71,5	30	75	93,5	798	s3	
		93-	L			-ABS, G.Box:MA, XSi	655-103		21		22	86,5	71,5	30	76	58,5	609	s3	
		93-	R			-ABS, G.Box:MA, XSi	655-104		21		22	86,5	71,5	30	76	253	802	s4	
1.4 D (37 kW) Eng. K9Y(TUD3Y)		92-96	L			+ABS, G.Box:MA	655-130	48	21		22	76,5	71,5	30	75	65	614	s3	
		92-96	L			-ABS, G.Box:MA	655-014		21		22	76,5	71,5	30	75	65	614	s3	
		92-96	R			+ABS, G.Box:MA	655-131	48	21		22	76,5	71,5	30	75	93,5	798	s3	
		92-96	R			-ABS, G.Box:MA	655-015		21		22	76,5	71,5	30	75	93,5	798	s3	
1.5 D (40 kW) Eng. VJY(TUD5)		7/94-	L			-ABS, G.Box:MA	655-014		21		22	76,5	71,5	30	75	65	614	s3	
		7/94-	R			-ABS, G.Box:MA	655-015		21		22	76,5	71,5	30	75	93,5	798	s3	
		94-	L			+ABS, G.Box:MA	655-130	48	21		22	76,5	71,5	30	75	65	614	s3	
		94-	R			+ABS, G.Box:MA	655-131	48	21		22	76,5	71,5	30	75	93,5	798	s3	
1.5 D (43 kW) Eng. VJX(TUD5B)		7/94-	L			-ABS, G.Box:MA	655-014		21		22	76,5	71,5	30	75	65	614	s3	
		7/94-	R			-ABS, G.Box:MA	655-015		21		22	76,5	71,5	30	75	93,5	798	s3	
		94-	L			+ABS, G.Box:MA	655-130	48	21		22	76,5	71,5	30	75	65	614	s3	
		94-	R			+ABS, G.Box:MA	655-131	48	21		22	76,5	71,5	30	75	93,5	798	s3	
1.6 (76 kW) Eng. NFY(TU5J2)		94-96	L			+ABS, G.Box:MA	655-146	48	21		22	86,5	71,5	30	76	58,5	609	s3	
		94-96	L			-ABS, G.Box:MAR	655-103		21		22	86,5	71,5	30	76	58,5	609	s3	
		94-96	R			+ABS, G.Box:MA	655-147	48	21		22	86,5	71,5	30	76	253	802	s4	
		94-96	R			-ABS, G.Box:MAR	655-104		21		22	86,5	71,5	30	76	253	802	s4	






















<b>106 II (1) '96-</b>			L/R			NOTE	CIFAM ref.	ABS	A	B	C	D	E	F	H	I	L	M	Fig
1.1 (40 kW) Eng. HDY(TU1M)		1/99-	L			+ABS, G.Box:MA	<b>655-494</b>	48	21			76,5			86		623	s16	
		1/99-	L			-ABS, G.Box:MA	<b>655-492</b>		21			76,5			86		623	s16	
		1/99-	R			+ABS, G.Box:MA	<b>655-495</b>	48	21	22		76,5	70		86	74	805	s16	
		1/99-	R			-ABS, G.Box:MA	<b>655-493</b>		21			76,5			86		805	s16	
1.1 (44 kW) Eng. HFX(TU1JP)		1/99-	L			+ABS, G.Box:MA	<b>655-494</b>	48	21			76,5			86		623	s16	
		1/99-	L			-ABS, G.Box:MA	<b>655-492</b>		21			76,5			86		623	s16	
		1/99-	R			+ABS, G.Box:MA	<b>655-495</b>	48	21	22		76,5	70		86	74	805	s16	
		1/99-	R			-ABS, G.Box:MA	<b>655-493</b>		21			76,5			86		805	s16	
1.4 (55 kW) Eng. KFW/KFX(TU3JP)		1/99-	L			+ABS, G.Box:MA	<b>655-494</b>	48	21			76,5			86		623	s16	
		1/99-	L			-ABS, G.Box:MA	<b>655-492</b>		21			76,5			86		623	s16	
		1/99-	R			+ABS, G.Box:MA	<b>655-495</b>	48	21	22		76,5	70		86	74	805	s16	
		1/99-	R			-ABS, G.Box:MA	<b>655-493</b>		21			76,5			86		805	s16	
1.5 D (40-43 kW) Eng. VJY/ X(TUD5)		1/99-	L			+ABS, G.Box:MA	<b>655-494</b>	48	21			76,5			86		623	s16	
		1/99-	L			-ABS, G.Box:MA	<b>655-492</b>		21			76,5			86		623	s16	
		1/99-	R			+ABS, G.Box:MA	<b>655-495</b>	48	21	22		76,5	70		86	74	805	s16	
		1/99-	R			-ABS, G.Box:MA	<b>655-493</b>		21			76,5			86		805	s16	
1.6 S16/Rallye (87 kW) Eng. NFX(TU5J4)		1/99-	L			+ABS, G.Box:MA	<b>655-486</b>	48	21		22	86,5	71,5	30	86	58	618	s16	
		1/99-	L			-ABS, G.Box:MA	<b>655-488</b>		21		22	86,5	71,5	30	86	58	618	s16	
		1/99-	R			+ABS, G.Box:MA	<b>655-487</b>	48	21		22	86,5	71,5	30	86	240	814	s4	
		1/99-	R			-ABS, G.Box:MA	<b>655-489</b>		21		22	86,5	71,5	30	86	240	814	s4	
		96-98	L			+ABS, G.Box:MA	<b>655-146</b>	48	21		22	86,5	71,5	30	76	58,5	609	s3	
		96-98	L			-ABS, G.Box:MA	<b>655-103</b>		21		22	86,5	71,5	30	76	58,5	609	s3	
		96-98	R			+ABS, G.Box:MA	<b>655-147</b>	48	21		22	86,5	71,5	30	76	253	802	s4	
		96-98	R			-ABS, G.Box:MA	<b>655-104</b>		21		22	86,5	71,5	30	76	253	802	s4	
<b>107 '05-</b>			L/R			NOTE	CIFAM ref.	ABS	A	B	C	D	E	F	H	I	L	M	Fig
1.0 (50 kW) Eng. 1KRFE		05-			•		<b>607-528</b>		24	19	49,5	70,1	56					5a	1
		05-	L			M/T	<b>655-920</b>		24		23	70,2	70,3		90,7	60,3	650	s3	
		05-	R			M/T	<b>655-921</b>		24		23	70,2	70,3		90,7	60,3	840	s3	
1.4 HDi (40 kW) Eng. 8HT(DV4TD)		05-			•		<b>607-515</b>		24	20	49,5	73	55					5a	1
		05-	L			M/T	<b>655-857</b>		24	23		73	70,3		90,8	60	593	s3	
		05-	R			M/T	<b>655-858</b>		24	23		73	70,3		90,8	60	897	s3	
<b>205 I (741A/C/B) '83-'87</b>			L/R			NOTE	CIFAM ref.	ABS	A	B	C	D	E	F	H	I	L	M	Fig
0.95 (32-33-34 kW) Eng. 108C(XV3/ 5/ 8)		1/83-7/87	L/R			G.Box:BH3	<b>655-016</b>		21		22	76,5	71,5	30	76	68	710	s3	












<b>205 I (741A/C/B) '83-'87</b>			L/R			NOTE	CIFAM ref.	ABS	A	B	C	D	E	F	H	I	L	M	Fig	
1.1 (36 kW) Eng. 109F(XW7)		1/83-7/87	L/R			G.Box:BH3	<b>655-016</b>		21		22	76,5	71,5	30	76	68	710	s3		
1.1 (36 kW) Eng. 109N(XW7)		86-87	L/R			G.Box:BH3	<b>655-016</b>		21		22	76,5	71,5	30	76	68	710	s3		
1.4, Cabrio (44-53-58 kW) Eng. 150B/ H(XY8)		83-88	L/R			M/T, G.Box:BE3/BH3	<b>655-098</b>		21		22	86,5	71,5	30	76,5	68	715	s3		
1.6 (53 kW) Eng. B1E(XU51C)		3/87-10/87			●		<b>613-054</b>				20	82	105							
		3/87-10/87			●		<b>607-063</b>		21	22	56	84	51					3	2	
		3/87-10/87	L			G.Box:BE1/3	<b>655-006</b>		21		24	86,5	70,5	30	76	69,5	565	s5		
		3/87-10/87	R			G.Box:BE1/3	<b>655-007</b>		21		24	86,5	70,5		76	347	840	s6		
1.6 (55 kW) Eng. B1A(XU51C)		86-87			●		<b>613-054</b>				20	82	105							
		86-87			●		<b>607-063</b>		21	22	56	84	51					3	2	
		86-87	L			G.Box:BE1/3	<b>655-006</b>		21		24	86,5	70,5	30	76	69,5	565	s5		
		86-87	R			G.Box:BE1/3	<b>655-007</b>		21		24	86,5	70,5		76	347	840	s6		
1.6 (55-66-76-85 kW) Eng. B1A/ BAZ(XU51C/ CP)		86-87			●		<b>613-054</b>				20	82	105							
		86-87			●		<b>607-063</b>		21	22	56	84	51					3	2	
		86-87	L			G.Box:BE1/3	<b>655-006</b>		21		24	86,5	70,5	30	76	69,5	565	s5		
		86-87	R			G.Box:BE1/3	<b>655-007</b>		21		24	86,5	70,5		76	347	840	s6		
1.8 D (44 kW) Eng. 161A(XUD7)		6/83-10/87			●	M/T	<b>613-054</b>				20	82	105							
		6/83-10/87			●	M/T	<b>607-063</b>		21	22	56	84	51					3	2	
		6/83-10/87	L			G.Box:BE1/3	<b>655-006</b>		21		24	86,5	70,5	30	76	69,5	565	s5		
		6/83-10/87	R			G.Box:BE1/3	<b>655-007</b>		21		24	86,5	70,5		76	347	840	s6		
1.9 GTi, Cabrio (94-96 kW) Eng. D6B(XU9JA/ Z)		86-10/87			●	+/-ABS, G.Box:BE1/3	<b>613-146</b>				23	88	101							
		86-10/87			●	+ABS, G.Box:BE1/3, ABS:Bendix	<b>613-116</b>				23	88	101							
		86-10/87			●	+ABS, G.Box:BE1/3, ABS:Bendix	<b>607-182</b>	48	25	34	55,3	87	46					11a	2	
		86-10/87			●	+ABS, G.Box:BE1/3, ABS:Bendix	<b>607-206</b>	90	25	23	55,3	87	46						11a	2
		86-10/87			●	-ABS, G.Box:BE1/3	<b>607-177</b>		25	23	55,3	90	46						11a	2
		86-10/87	L				<b>655-021</b>		25		24	90	76,5	33	80	69,5	567	s5		
		86-10/87	R				<b>655-022</b>		25		24	90	76,5	33	80	350	840	s6		
<b>205 II (20A/C) '87-'98</b>			L/R			NOTE	CIFAM ref.	ABS	A	B	C	D	E	F	H	I	L	M	Fig	
1.1 (36 kW) Eng. 109N(XW7)		8/87-	L			G.Box:MA, Junior	<b>655-017</b>		21		22	76,5	71,5	30	75	65	574	s3		
		8/87-	R			G.Box:MA, Junior	<b>655-018</b>		21		22	76,5	71,5	30	75	328	833	s4		
1.1 (40 kW) Eng. H1B(TU1)		8/87-	L			G.Box:MA, Junior	<b>655-017</b>		21		22	76,5	71,5	30	75	65	574	s3		
		8/87-	R			G.Box:MA, Junior	<b>655-018</b>		21		22	76,5	71,5	30	75	328	833	s4		

205 II (20A/C) '87-'98		L/R			NOTE	CIFAM ref.	ABS	A	B	C	D	E	F	H	I	L	M	Fig
1.3 Rallye (74 kW) Eng. TU24		87-	L		G.Box:MA	655-019		21		22	86,5	71,5	30	76,5	65	575	s3	
		87-	R		G.Box:MA	655-020		21		22	86,5	71,5	30	76,5	328	835	s4	
1.4 (44 kW) Eng. 150D/ G(XY7)		8/87-	L		G.Box:MA	655-019		21		22	86,5	71,5	30	76,5	65	575	s3	
		8/87-	R		G.Box:MA	655-020		21		22	86,5	71,5	30	76,5	328	835	s4	
1.4 (44-53 kW) Eng. 150(XY6B)		8/87-	L		G.Box:MA	655-019		21		22	86,5	71,5	30	76,5	65	575	s3	
		8/87-	R		G.Box:MA	655-020		21		22	86,5	71,5	30	76,5	328	835	s4	
1.4 (44-53-58 kW) Eng. 150B/ H(XY8)		88-89	L		G.Box:MA	655-019		21		22	86,5	71,5	30	76,5	65	575	s3	
		88-89	R		G.Box:MA	655-020		21		22	86,5	71,5	30	76,5	328	835	s4	
1.4, Kat Cabrio (44 kW) Eng. KAY(TU3FCP)		89-93	L		G.Box:MA	655-019		21		22	86,5	71,5	30	76,5	65	575	s3	
		89-93	R		G.Box:MA	655-020		21		22	86,5	71,5	30	76,5	328	835	s4	
1.6 (53 kW) Eng. B1E(XU51C)		87-98		●	A/T	613-054				20	82	105						
		87-98		●	A/T	607-063		21	22	56	84	51					3	2
		87-98	L		A/T, G.Box:BE1	655-006		21		24	86,5	70,5	30	76	69,5	565	s5	
		87-98	R		A/T, G.Box:BE1	655-007		21		24	86,5	70,5		76	347	840	s6	
1.6 Aut. (58 kW) Eng. B1A(XU51C-K)		87-98		●	A/T	613-054				20	82	105						
		87-98		●	A/T	607-063		21	22	56	84	51					3	2
		87-98	L		A/T, G.Box:BE1	655-006		21		24	86,5	70,5	30	76	69,5	565	s5	
		87-98	R		A/T, G.Box:BE1	655-007		21		24	86,5	70,5		76	347	840	s6	
1.6 Cabrio, Aut (65-66 kW) Eng. BDY(XU5M2Z/ 3Z)		90-98		●	A/T	613-054				20	82	105						
		90-98		●	A/T	607-063		21	22	56	84	51					3	2
		90-98	L		A/T, G.Box:BE1	655-006		21		24	86,5	70,5	30	76	69,5	565	s5	
		90-98	R		A/T, G.Box:BE1	655-007		21		24	86,5	70,5		76	347	840	s6	
1.6, Kat (55 kW) Eng. B1A/ BAZ(XU51C/ CP)		87-98		●	A/T	613-054				20	82	105						
		87-98		●	A/T	607-063		21	22	56	84	51					3	2
		87-98	L		A/T, G.Box:BE1	655-006		21		24	86,5	70,5	30	76	69,5	565	s5	
		87-98	R		A/T, G.Box:BE1	655-007		21		24	86,5	70,5		76	347	840	s6	
1.8 D (44 kW) Eng. 161A(XUD7)		87-89		●	M/T	613-054				20	82	105						
		87-89		●	M/T	607-063		21	22	56	84	51					3	2
		87-89	L		G.Box:BE1/3	655-006		21		24	86,5	70,5	30	76	69,5	565	s5	
		87-89	R		G.Box:BE1/3	655-007		21		24	86,5	70,5		76	347	840	s6	

































































# PEUGEOT




























205 II (20A/C) '87-'98		L/R			NOTE	CIFAM ref.	ABS	A	B	C	D	E	F	H	I	L	M	Fig		
1.8 TD (57 kW) Eng. A8B(XUD7TE)		1/90-9/98		●	M/T	<b>613-054</b>				20	82	105								
		1/90-9/98		●	M/T	<b>607-063</b>		21	22	56	84	51						3	2	
		90-	L			G.Box:BE1/3	<b>655-006</b>		21		24	86,5	70,5	30	76	69,5	565	s5		
		90-	R			G.Box:BE1/3	<b>655-007</b>		21		24	86,5	70,5		76	347	840	s6		
1.9 D (47 kW) Eng. DJZ(XUD9Y)		10/87-9/98		●	M/T+A/T	<b>613-054</b>				20	82	105								
		10/87-9/98		●	M/T+A/T	<b>607-063</b>		21	22	56	84	51						3	2	
		10/87-	L			G.Box:BE1/3	<b>655-006</b>		21		24	86,5	70,5	30	76	69,5	565	s5		
		10/87-	R			G.Box:BE1/3	<b>655-007</b>		21		24	86,5	70,5		76	347	840	s6		
1.9 GTI (75-77 kW) Eng. D2A(XU92C/ 2S)		87-89		●	-ABS, G.Box:BE1/3	<b>613-146</b>				23	88	101								
		87-89		●	-ABS, G.Box:BE1/3	<b>607-177</b>		25	23	55,3	90	46						11a	2	
		87-89	L			G.Box:BE1/3	<b>655-021</b>		25		24	90	76,5	33	80	69,5	567	s5		
		87-89	R			G.Box:BE1/3	<b>655-022</b>		25		24	90	76,5	33	80	350	840	s6		
1.9 GTi (88 kW) Eng. DKZ(XU9JAZ)		87-94		●	-ABS, G.Box:BE1/3	<b>613-146</b>				23	88	101								
		87-94		●	-ABS, G.Box:BE1/3	<b>607-177</b>		25	23	55,3	90	46						11a	2	
		87-94	L			G.Box:BE1/3	<b>655-021</b>		25		24	90	76,5	33	80	69,5	567	s5		
		87-94	R			G.Box:BE1/3	<b>655-022</b>		25		24	90	76,5	33	80	350	840	s6		
1.9 GTi (94-96 kW) Eng. D6B(XU9JA/ Z)		87-98		●	-ABS, G.Box:BE1/3	<b>613-146</b>				23	88	101								
		87-98		●	-ABS, G.Box:BE1/3	<b>607-177</b>		25	23	55,3	90	46						11a	2	
		87-98	L			G.Box:BE1/3	<b>655-021</b>		25		24	90	76,5	33	80	69,5	567	s5		
		87-98	R			G.Box:BE1/3	<b>655-022</b>		25		24	90	76,5	33	80	350	840	s6		
1.9 GTI, CTI Cabrio, Kat (75 kW) Eng. DFZ(XU9J1)		87-94		●	-ABS, G.Box:BE1/3	<b>613-146</b>				23	88	101								
		87-94		●	-ABS, G.Box:BE1/3	<b>607-177</b>		25	23	55,3	90	46						11a	2	
		87-94	L			G.Box:BE1/3	<b>655-021</b>		25		24	90	76,5	33	80	69,5	567	s5		
		87-94	R			G.Box:BE1/3	<b>655-022</b>		25		24	90	76,5	33	80	350	840	s6		



























206 (2A/C), SW '98-'06			L/R			NOTE	CIFAM ref.	ABS	A	B	C	D	E	F	H	I	L	M	Fig			
1.1 (40-44 kW) Eng. HDZ(TU1M)/ HFX/ HFZ(TU1JP)		12/02-		●		+/-ABS	613-510				31	74	110									
		9/98-11/02		●		+ABS, M/T, G.Box:MA	613-264				28	74	115									
		12/02-		●		+ABS	607-568	48	21	21	48,5	75,1	52							4a	2	
		12/02-		●		-ABS	607-629		21	21	48,5	75,1	52								4a	2
		9/98-11/02		●		+ABS, M/T, G.Box:MA	607-382	48	21	22	50	80,8	52								4a	2
		10/03-	L			+ABS, M/T, G.Box:MA	655-1025	48	21		22	75	76,5	32	-	65	610					
		10/03-	R			+ABS, M/T, G.Box:MA	655-1026	48	21		22	75	76,5	32	-	330	885					
		9/98-	L			+ABS, G.Box:MA	655-381	48	21		22	79	76,5	32	86	65	612	s3				
		9/98-	L			-ABS, G.Box:MA	655-379		21		22	79	76,5	32	86	65	612	s3				
		9/98-	R			+ABS, G.Box:MA	655-382	48	21		22	79	76,5	32	86	317	887	s4				
		9/98-	R			-ABS, G.Box:MA	655-380		21		22	79	76,5	32	86	317	887	s4				
		1.4 (55 kW) Eng. KFW/ KFX(TU3JP)		12/02-		●		+/-ABS	613-510				31	74	110							
	9/98-11/02			●		+ABS, M/T, G.Box:MA	613-264				28	74	115									
	1.4 16v (65 kW) Eng. KFU(ET3J4)		12/02-		●		+ABS	607-568	48	21	21	48,5	75,1	52							4a	2
12/02-				●		-ABS	607-629		21	21	48,5	75,1	52								4a	2
9/98-11/02				●		+ABS, M/T, G.Box:MA	607-382	48	21	22	50	80,8	52								4a	2
10/02-			L			+ABS, M/T, G.Box:MA	655-1025	48	21		22	75	76,5	32	-	65	610					
		10/02-	R			+ABS, M/T, G.Box:MA	655-1026	48	21		22	75	76,5	32	-	330	885					
		9/98-	L			+ABS, G.Box:MA	655-381	48	21		22	79	76,5	32	86	65	612	s3				
		9/98-	L			-ABS, G.Box:MA	655-379		21		22	79	76,5	32	86	65	612	s3				
		9/98-	R			+ABS, G.Box:MA	655-382	48	21		22	79	76,5	32	86	317	887	s4				
		9/98-	R			-ABS, G.Box:MA	655-380		21		22	79	76,5	32	86	317	887	s4				
		1.4 HDi (50-51 kW) Eng. 8HX/8HZ(DV4TD)		9/01-		●		+ABS	613-264				28	74	115							
9/01-		●			+ABS	607-382	48	21	22	50	80,8	52								4a	2	
	9/01-	L			+ABS	655-385	48	21			79				86		604			s3		
	9/01-	L			-ABS	655-383		21			79				86		604				s3	
	9/01-	R			+ABS	655-382	48	21		22	79	76,5	32	86	317	887	s4					
	9/01-	R			-ABS	655-380		21		22	79	76,5	32	86	317	887	s4					


















206 (2A/C), SW '98-'06			L/R			NOTE	CIFAM ref.	ABS	A	B	C	D	E	F	H	I	L	M	Fig	
2.0 HDi (66 kW) Eng. RHY(DW10TD)		99-		•		+ABS	613-511				34,9	84	119							
		99-		•		+ABS	607-569	48	25	34	58,5	86	46,5					11a	2	
		4/99-	L				+ABS, M/T, Ch -08792	655-393	48	25		24	90	81	33	80	61,5	592	s5	
		4/99-	L				+ABS, M/T, Ch 08793-, G.Box:BE4R, Ø ABS 99mm	655-1022	48	25		24	90	81	33	80	69,5	600		
		4/99-	L				-ABS, M/T, Ch -08792, G.Box:BE4R	655-391		25		24	90	81	33	80	61,5	592	s5	
		4/99-	L				-ABS, M/T, Ch 08793-, G.Box:BE4R, Ø ABS 99mm	655-1021		25		24	90	81	33	80	69,5	600		
		4/99-	R				+ABS, M/T, Ch -08792	655-394	48	25		24	90	81	33	80	336	891	s6	
		4/99-	R				+ABS, M/T, Ch 08793-, G.Box:BE4R, Ø ABS 99mm	655-394	48	25		24	90	81	33	80	336	891	s6	
		4/99-	R				-ABS, M/T, Ch -08792, G.Box:BE4R	655-392		25		24	90	81	33	80	336	891	s6	
4/99-	R				-ABS, M/T, Ch 08793-, G.Box:BE4R, Ø ABS 99mm	655-392		25		24	90	81	33	80	336	891	s6			
2.0 RC (Exc. SW) (130 kW) Eng. RFK(EW10J4S)		03-		•		+ABS	613-511				34,9	84	119							
		03-		•		+ABS	607-569	48	25	34	58,5	86	46,5					11a	2	
206 Plus (T3E) '09-			L/R			NOTE	CIFAM ref.	ABS	A	B	C	D	E	F	H	I	L	M	Fig	
1.1 (44 kW) Eng. HFX(TU1A/TU1JP)		09-		•		+ABS	613-491				20	68	100							
		09-		•		+ABS	607-720	48	21	21	48,5	75,1	52					4a	2	
1.4 HDi (50 kW) Eng. 8HX/8HZ(DV4TD)		09-		•		+ABS	613-491				20	68	100							
		09-		•		+ABS	607-720	48	21	21	48,5	75,1	52					4a	2	
1.4i (55 kW) Eng. KfV/KFW(TU3A)		09-		•		+ABS	613-491				20	68	100							
		09-		•		+ABS	607-720	48	21	21	48,5	75,1	52					4a	2	
207, SW (WA, WC, WD, WK) '06-			L/R			NOTE	CIFAM ref.	ABS	A	B	C	D	E	F	H	I	L	M	Fig	
1.4 (53 kW) Eng. KFV(TU3JP)		4/06-	L	•		Differenziale 77	613-382				22	76	113							
		4/06-	R	•		Differenziale 77	613-429				28	74	115							
		4/06-	L	•		Differenziale 77	607-560		21	22	48,6	79,2	52						4a	2
		4/06-	R	•		Differenziale 77	607-649		21	22	48,6	79,2	52						4a	2
1.4 (55 kW) Eng. KFW(TU3A)		08-		•			613-382				22	76	113							
		08-		•			607-560		21	22	48,6	79,2	52					4a	2	
1.4 16v (65 kW) Eng. KFU(ET3J4)		4/06-	L	•		Differenziale 77	613-382				22	76	113							
		4/06-	R	•		Differenziale 77	613-429				28	74	115							
		4/06-	L	•		Differenziale 77	607-560		21	22	48,6	79,2	52						4a	2
		4/06-	R	•		Differenziale 77	607-649		21	22	48,6	79,2	52						4a	2

207, SW (WA, WC, WD, WK) '06-			L/R			NOTE	CIFAM ref.	ABS	A	B	C	D	E	F	H	I	L	M	Fig	
1.4 16v (70 kW) Eng. 8FS(EP3C)		07-		•			613-315				31	75	115							
		07-		•			607-456		25	22	58,7	79,5	47,7					11a	2	
1.4 8v (54-60 kW) Eng. TU3AM		10-	L	•			613-382				22	76	113							
		10-	L	•			607-560		21	22	48,6	79,2	52					4a	2	
1.4 HDi (50 kW) Eng. 8HR/8HZ(DV4TD)		4/06-		•			613-315				31	75	115							
		4/06-		•			607-456		25	22	58,7	79,5	47,7					11a	2	
1.6 16v (128 kW) Eng. 5FY(EP6DTS)		07-		•		+ABS	613-504				34,9	84	119							
		07-		•		+ABS	607-585	48	25	34	58,5	86	46,5					11a	2	
1.6 16v (80 kW) Eng. NFU(TU5JP4)		4/06-		•			613-315				31	75	115							
		4/06-		•			607-456		25	22	58,7	79,5	47,7					11a	2	
1.6 16v, Coupe (110 kW) Eng. 5FX(EP6DT)		4/06-		•		+ABS	613-504				34,9	84	119							
		4/06-		•		+ABS	607-585	48	25	34	58,5	86	46,5					11a	2	
1.6 16v, Coupe (88 kW) Eng. EP6		06-		•			613-315				31	75	115							
		06-		•			607-456		25	22	58,7	79,5	47,7					11a	2	
1.6 16v, Coupe, Cabrio (115 kW) Eng. EP6CDT		10-		•		6Sp, G.Box: BVM6	613-511				34,9	84	119							
		10-		•		6Sp, G.Box: BVM6	607-675		25	34	58,5	86	46,5					11a	2	
1.6 HDi 16v (66 kW) Eng. 9HX(DV6ATED4)		4/06-		•		+ABS	613-504				34,9	84	119							
		4/06-		•		+ABS	607-585	48	25	34	58,5	86	46,5					11a	2	
1.6 HDi 16v FAP, Coupe, Cabrio (80 kW) Eng. 9HY/9HZ(DV6TED4)		4/06-		•		+ABS	613-504				34,9	84	119							
		4/06-		•		+ABS	607-585	48	25	34	58,5	86	46,5					11a	2	
1.6 HDi 8v (68 kW) Eng. 9HP(DV6DTED)		10-		•		+ABS	613-504				34,9	84	119							
		10-		•		+ABS	607-585	48	25	34	58,5	86	46,5					11a	2	
1.6 HDi Coupe, Cabrio (82 kW) Eng. 9HZ(DV6C)		10-		•		6Sp, G.Box: BVM6	613-511				34,9	84	119							
		10-		•		6Sp, G.Box: BVM6	607-675		25	34	58,5	86	46,5					11a	2	
208 '12-			L/R			NOTE	CIFAM ref.	ABS	A	B	C	D	E	F	H	I	L	M	Fig	
1.6 e-HDi (68 kW) Eng. 9HP(DV6DTED)		12-		•		M/T, 5Sp	613-518				34,9	84	119							
		12-		•		M/T, 6Sp	613-511				34,9	84	119							
		12-		•		M/T, 5Sp	607-729		21	34	48,1	85,9	50,4					4a	2	
		12-		•		M/T, 6Sp	607-675		25	34	58,5	86	46,5					11a	2	
1.6 e-HDi (84 kW) Eng. DV6C		12-		•			613-511				34,9	84	119							
		12-		•			607-675		25	34	58,5	86	46,5					11a	2	



















208 '12-			L/R			NOTE	CIFAM ref.	ABS	A	B	C	D	E	F	H	I	L	M	Fig	
1.6 THP (115 kW) Eng. EP6CDT		12-		•			613-511				34,9	84	119							
		12-		•			607-675		25	34	58,5	86	46,5						11a	2
3008 '09-			L/R			NOTE	CIFAM ref.	ABS	A	B	C	D	E	F	H	I	L	M	Fig	
1.6 16v THP (110 kW) Eng. 5FX(EP6DT)		09-		•		6Sp, G.Box: MC;EGS6	613-511				34,9	84	119							
		09-		•		6Sp, G.Box: ML	613-483				25	90	107							
		09-		•		6Sp, G.Box: MC;EGS6	607-675		25	34	58,5	86	46,5						11a	2
		09-		•		6Sp, G.Box: ML	607-711		25	39	58,4	94,9	88,7						11a	2
1.6 16v Vti (88 kW) Eng. EP6		09-		•		6Sp, G.Box: MC;EGS6	613-511				34,9	84	119							
		09-		•		6Sp, G.Box: ML	613-483				25	90	107							
		09-		•		+ABS, 5Sp	613-504				34,9	84	119							
		09-		•		6Sp, G.Box: MC;EGS6	607-675		25	34	58,5	86	46,5						11a	2
		09-		•		6Sp, G.Box: ML	607-711		25	39	58,4	94,9	88,7						11a	2
		09-		•		+ABS, 5Sp	607-585	48	25	34	58,5	86	46,5						11a	2
1.6 HDi (80-82 kW) Eng. DV6C/ DV6TED4		09-		•			613-511				34,9	84	119							
		09-		•			607-675		25	34	58,5	86	46,5						11a	2
1.6 THP (115 kW) Eng. 5FV(EP6CDT)		09-		•		6Sp, G.Box: MC;EGS6	613-511				34,9	84	119							
		09-		•		6Sp, G.Box: ML	613-483				25	90	107							
		09-		•		6Sp, G.Box: MC;EGS6	607-675		25	34	58,5	86	46,5						11a	2
		09-		•		6Sp, G.Box: ML	607-711		25	39	58,4	94,9	88,7						11a	2
2.0 HDi (110 kW) Eng. DW10CTED4		09-		•		6Sp, G.Box: MC;EGS6	613-511				34,9	84	119							
		09-		•		6Sp, G.Box: MC;EGS6	607-675		25	34	58,5	86	46,5						11a	2
2.0 HDi (120 kW) Eng. DW10CTED4		09-		•			613-483				25	90	107							
		09-		•			607-711		25	39	58,4	94,9	88,7						11a	2
305 I (581A) '77-'82			L/R			NOTE	CIFAM ref.	ABS	A	B	C	D	E	F	H	I	L	M	Fig	
1.3, Break (40-44-48-51 kW) Eng. 118(XL5/ S/ XK5)		77-9/82	L/R			M/T, G.Box:BB8	655-097		23		23	86,5	77,5	34	83	63	730	s3		
1.5 D, Break (32-36 kW) Eng. 149(XID)		77-82	L/R				655-097		23		23	86,5	77,5	34	83	63	730	s3		
1.5, Break (54 kW) Eng. 142(XR5A/ S)		11/79-9/82	L/R			M/T, G.Box:BB8	655-097		23		23	86,5	77,5	34	83	63	730	s3		















305 II (581M/E), Break '82-'90		L/R			NOTE	CIFAM ref.	ABS	A	B	C	D	E	F	H	I	L	M	Fig	
1.3 (44-51 kW) Eng. 118(XL5/ S)		10/82-8/85		●	M/T, G.Box:BB8	613-019				20	80	107							
		10/82-8/85		●	M/T, G.Box:BB8	607-015		25	22	55,3	84	46						11a	2
		85-85	L/R			655-616		25		23	86,5	71,5	30	78,5	63,5	735	s16		
1.5 (50 kW) Eng. 142(XR5)		85-90		●	M/T+A/T, G.Box:BB8	613-019				20	80	107							
		85-90		●	M/T+A/T, G.Box:BB8	607-015		25	22	55,3	84	46						11a	2
		85-90	L		A/T	655-023		25		24	84	81	33	80	70	591	s5		
		85-90	R		A/T	655-024		25			84				80		867	s6	
1.5 (54 kW) Eng. 142(XR5A/ S)		82-85		●	M/T+A/T, G.Box:BB8	613-019				20	80	107							
		82-85		●	M/T+A/T, G.Box:BB8	607-015		25	22	55,3	84	46						11a	2
		82-8/84	L		A/T	655-023		25		24	84	81	33	80	70	591	s5		
		82-8/84	R		A/T	655-024		25			84				80		867	s6	
		82-85	L/R		M/T	655-616		25		23	86,5	71,5	30	78,5	63,5	735	s16		
1.6 (54 kW) Eng. BAZ(XU5CP)		86-88		●	M/T, G.Box:BE1	613-019				20	80	107							
		86-88		●	M/T, G.Box:BE1	607-015		25	22	55,3	84	46						11a	2
		86-88	L		G.Box:BE1	655-023		25		24	84	81	33	80	70	591	s5		
		86-88	R		G.Box:BE1	655-024		25			84				80		867	s6	
1.6 (55 kW) Eng. B1A(XU51C)		82-88		●	M/T, G.Box:BE1	613-019				20	80	107							
		82-88		●	M/T, G.Box:BE1	607-015		25	22	55,3	84	46						11a	2
		82-88	L		G.Box:BE1	655-023		25		24	84	81	33	80	70	591	s5		
		82-88	R		G.Box:BE1	655-024		25			84				80		867	s6	
1.6 (66 kW) Eng. 171(XU5S)		82-84		●	M/T, G.Box:BE1	613-019				20	80	107							
		82-84		●	M/T, G.Box:BE1	607-015		25	22	55,3	84	46						11a	2
1.6 (Exc. Break) (69 kW) Eng. 171B(XU5S)		10/82-7/88		●	M/T, G.Box:BE1	613-019				20	80	107							
		10/82-7/88		●	M/T, G.Box:BE1	607-015		25	22	55,3	84	46						11a	2
1.9 (72 kW) Eng. DFZ(XU9J1)		87-98	L		G.Box:BE1/3	655-021		25		24	90	76,5	33	80	69,5	567	s5		
1.9 D (47 kW) Eng. 162/ D9A(XUD9)/ DJZ(XUD9Y)		82-88		●	M/T, G.Box:BE1	613-019				20	80	107							
		82-88		●	M/T, G.Box:BE1	607-015		25	22	55,3	84	46						11a	2
		82-88	L		G.Box:BE1	655-023		25		24	84	81	33	80	70	591	s5		
		82-88	R		G.Box:BE1	655-024		25			84				80		867	s6	

306 (7B, N3) '93-'00		L/R			NOTE	CIFAM ref.	ABS	A	B	C	D	E	F	H	I	L	M	Fig	
1.1 (44 kW) Eng. HDZ(TU1M/ MZ)		93-		●	+ABS, ABS:Bendix	613-146				23	88	101							
		93-		●	+ABS, ABS:Bendix	607-208	48	25	23	55,3	87	46					11a	2	
		93-	L			+ABS, G.Box:MA, ABS: Bendix	655-064	48	25		22	84	71,5	30	80	65	615	s3	
		93-	L			+ABS, G.Box:MA, ABS:Bosch	655-066	29	25		22	84	71,5	30	79	65	615	s3	
		93-	L			-ABS, M/T, G.Box:MA	655-062		21		22	86,5	71,5	30	76,5	65	615	s3	
		93-	R			+ABS, G.Box:MA, ABS: Bendix	655-065	48	25		22	84	71,5	30	80	328	878	s4	
		93-	R			+ABS, G.Box:MA, ABS:Bosch	655-067	29	25		22	84	71,5	30	79	328	878	s4	
		93-	R			-ABS, M/T, G.Box:MA	655-063		21		22	86,5	69,8		75,8	328	877	s4	
1.4 SL (55 kW) Eng. KFW/ KFX(TU3JP)/ KDX(TU3MC)		93-		●	+ABS	613-146				23	88	101							
		93-		●	+ABS	607-208	48	25	23	55,3	87	46					11a	2	
		93-	L			M/T, G.Box:MA	655-062		21		22	86,5	71,5	30	76,5	65	615	s3	
		93-	L			+ABS, G.Box:MA	655-064	48	25		22	84	71,5	30	80	65	615	s3	
		93-	L			+ABS, G.Box:MA, ABS:Bosch	655-066	29	25		22	84	71,5	30	79	65	615	s3	
		93-	R			M/T, G.Box:MA	655-063		21		22	86,5	69,8		75,8	328	877	s4	
		93-	R			+ABS, G.Box:MA	655-065	48	25		22	84	71,5	30	80	328	878	s4	
		93-	R			+ABS, G.Box:MA, ABS:Bosch	655-067	29	25		22	84	71,5	30	79	328	878	s4	
1.6 SR (65-66 kW) Eng. NFZ(TU5JP)		93-		●	+ABS, M/T, G.Box:MAR	613-146				23	88	101							
		93-		●	+ABS, M/T, G.Box:MAR	607-208	48	25	23	55,3	87	46					11a	2	
		93-	L			+ABS, G.Box:MAR, ABS: 29	655-072	29	25		22	84	71,5	30	79	58,5	608	s3	
		93-	L			+ABS, G.Box:MAR, ABS: 48	655-070	48	25		22	84	71,5	30	80	58,5	608	s3	
		93-	L			-ABS, G.Box:MAR	655-068		25		22	84	71,5	30	80	58,5	608	s3	
		93-	R			+ABS, G.Box:MAR, ABS: 29	655-067	29	25		22	84	71,5	30	79	328	878	s4	
		93-	R			+ABS, G.Box:MAR, ABS: 48	655-796	48	25		22	87	69,5		79,2	333	877	s4	
		93-	R			-ABS, G.Box:MAR	655-069		25		22	84	71,5	30	80	333	878	s4	
1.8 (74 kW) Eng. LFZ(XU7JP)		93-		●	+ABS, M/T, G.Box:BE3	613-116				23	88	101							
		93-12/94		●	+ABS, M/T, G.Box:BE3, ABS:Bosch	613-146				23	88	101							
		93-			●	+ABS, M/T, G.Box:BE3, ABS:Bendix	607-176	48	25	34	55,3	89,9	46					11a	2
		93-12/94			●	+ABS, M/T, G.Box:BE3, ABS:Bosch	607-175	29	25	23	55,3	87	46					11a	2
		95-			●	+ABS, M/T, G.Box:BE3, ABS:Bosch	607-216	29	25	34	55,3	87	46					11a	2
		93-	L			+ABS, G.Box:BE3, ABS:Bosch	655-558	29	25		24	88	81	33	80	70	605	s5	
		93-	L			-ABS, G.Box:BE3	655-058		25		24	84	81	33	80	69,5	607	s5	
		93-	R			+ABS, G.Box:BE3, ABS:Bosch	655-565	29	25			88			79		888		
93-		R			-ABS, G.Box:BE3	655-059		25		24	84	81	33	80	350	885	s6		







































PEUGEOT





















306 (7B, N3) '93-'00		L/R			NOTE	CIFAM ref.	ABS	A	B	C	D	E	F	H	I	L	M	Fig	
1.8 16v (81 kW) Eng. LFY(XU7JP4)		97-		●	+ABS	613-511				34,9	84	119							
		97-		●	+ABS	607-571	29	25	34	58,5	86	46,5					11a	2	
1.8 D (43 kW) Eng. A9A(XUD7)		93-		●	+ABS, G.Box:BE3, ABS:Bendix	613-116				23	88	101							
		93-		●	+ABS, G.Box:BE3, ABS:Bosch	613-146				23	88	101							
		93-		●	+ABS, G.Box:BE3, ABS:Bendix	607-176	48	25	34	55,3	89,9	46						11a	2
		93-		●	+ABS, G.Box:BE3, ABS:Bosch	607-175	29	25	23	55,3	87	46						11a	2
		93-	L			+ABS, G.Box:BE3, ABS:Bosch	655-558	29	25		24	88	81	33	80	70	605	s5	
		93-	R			+ABS, G.Box:BE3, ABS:Bosch	655-565	29	25			88			79		888		
1.9 D (51 kW) Eng. WJZ/ WJY(DW8/ B)		98-		●	+ABS, G.Box:BE3	613-116				23	88	101							
		98-		●	+ABS, G.Box:BE3, ABS:Bendix	607-176	48	25	34	55,3	89,9	46						11a	2
		98-		●	+ABS, G.Box:BE3, ABS:Bosch	607-216	29	25	34	55,3	87	46						11a	2
		98-	L			+ABS, G.Box:BE3, ABS:Bosch	655-558	29	25		24	88	81	33	80	70	605	s5	
		98-	L			-ABS, G.Box:BE3	655-058		25		24	84	81	33	80	69,5	607	s5	
		98-	R			+ABS, G.Box:BE3, ABS:Bosch	655-565	29	25			88			79		888		
		98-	R			-ABS, G.Box:BE3	655-059		25		24	84	81	33	80	350	885	s6	
1.9 D (55 kW) Eng. DHV(XUD9BSD)		98-		●	+ABS	613-511				34,9	84	119							
		98-		●	+ABS	607-571	29	25	34	58,5	86	46,5					11a	2	
1.9 D, SLD (47 kW) Eng. DJZ(XUD9Y)		93-		●	+ABS, G.Box:BE3	613-116				23	88	101							
		93-12/94		●	+ABS, G.Box:BE3, ABS:Bosch	613-146				23	88	101							
		93-		●	+ABS, G.Box:BE3, ABS:Bendix	607-176	48	25	34	55,3	89,9	46						11a	2
		93-12/94		●	+ABS, G.Box:BE3, ABS:Bosch	607-175	29	25	23	55,3	87	46						11a	2
		95-		●	+ABS, G.Box:BE3, ABS:Bosch	607-216	29	25	34	55,3	87	46						11a	2
		93-	L			-ABS, G.Box:BE3	655-058		25		24	84	81	33	80	69,5	607	s5	
		93-	R			-ABS, G.Box:BE3	655-059		25		24	84	81	33	80	350	885	s6	
1.9 SLD (50-51 kW) Eng. DJY(XUD9A)		-12/94		●	+ABS, G.Box:BE3, ABS:Bosch	613-146				23	88	101							
		95-		●	+ABS, G.Box:BE3	613-116				23	88	101							
		-12/94		●	+ABS, G.Box:BE3, ABS:Bosch	607-175	29	25	23	55,3	87	46						11a	2
		94-		●	+ABS, G.Box:BE3, ABS:Bendix	607-176	48	25	34	55,3	89,9	46						11a	2
		95-		●	+ABS, G.Box:BE3, ABS:Bosch	607-216	29	25	34	55,3	87	46						11a	2
		94-	L			+ABS, G.Box:BE3, ABS:Bosch	655-558	29	25		24	88	81	33	80	70	605	s5	
		94-	L			-ABS, G.Box:BE3	655-058		25		24	84	81	33	80	69,5	607	s5	
		94-	R			+ABS, G.Box:BE3, ABS:Bosch	655-565	29	25			88			79		888		
94-	R			-ABS, G.Box:BE3	655-059		25		24	84	81	33	80	350	885	s6			

<b>306 (7B, N3) '93-'00</b>			L/R			NOTE	CIFAM ref.	ABS	A	B	C	D	E	F	H	I	L	M	Fig		
1.9 TD (66-68 kW) Eng. DHY(XUD9TE)		93-12/94		●		+/-ABS	<b>613-146</b>				23	88	101								
		95-		●		+ABS	<b>613-116</b>				23	88	101								
		93-		●			+ABS, ABS:Bendix	<b>607-176</b>	48	25	34	55,3	89,9	46						11a	2
		93-		●			-ABS	<b>607-177</b>		25	23	55,3	90	46						11a	2
		93-12/94		●			+ABS, ABS:Bosch	<b>607-175</b>	29	25	23	55,3	87	46						11a	2
		95-		●			+ABS, ABS:Bosch	<b>607-216</b>	29	25	34	55,3	87	46						11a	2
		93-	L				+ABS, G.Box:BE3, ABS:Bosch	<b>655-166</b>	29	25		24	88	81	33	80	61,5	600	s5		
		93-	L				-ABS, G.Box:BE3	<b>655-164</b>		25		24	90	81	33	80	61,5	600	s5		
		93-	R				+ABS, G.Box:BE3, ABS:Bosch	<b>655-167</b>	29	25		24	88	81	33	80	355	887	s6		
		93-	R				-ABS, G.Box:BE3	<b>655-165</b>		25		24	90	81	33	80	355	887	s6		
2.0 16v (110 kW) Eng. RFT(XU10J4)		94-		●		-ABS, M/T	<b>613-146</b>				23	88	101								
		95-		●		+ABS, M/T	<b>613-116</b>				23	88	101								
		94-		●			+ABS, M/T, ABS:Bendix	<b>607-176</b>	48	25	34	55,3	89,9	46						11a	2
		94-		●			-ABS, M/T	<b>607-177</b>		25	23	55,3	90	46						11a	2
		95-		●			+ABS, M/T, ABS:Bosch	<b>607-216</b>	29	25	34	55,3	87	46						11a	2
		94-	L				+ABS, G.Box:BE3, ABS:Bosch	<b>655-166</b>	29	25		24	88	81	33	80	61,5	600	s5		
		94-	L				-ABS, G.Box:BE3	<b>655-164</b>		25		24	90	81	33	80	61,5	600	s5		
		94-	R				+ABS, G.Box:BE3, ABS:Bosch	<b>655-167</b>	29	25		24	88	81	33	80	355	887	s6		
94-	R				-ABS, G.Box:BE3	<b>655-165</b>		25		24	90	81	33	80	355	887	s6				
2.0 16v (97 kW) Eng. RFV(XU10J4R)		97-		●		+ABS	<b>613-511</b>				34,9	84	119								
		97-		●		+ABS	<b>607-571</b>	29	25	34	58,5	86	46,5						11a	2	
2.0 HDi (66 kW) Eng. RHY(DW10TD)		99-		●		+ABS	<b>613-511</b>				34,9	84	119								
		99-		●		+ABS	<b>607-571</b>	29	25	34	58,5	86	46,5						11a	2	
		99-	L				+ABS	<b>655-564</b>	29	25			88			79		601			
		99-	R				+ABS, ABS:Bosch	<b>655-565</b>	29	25			88			79		888			






























<b>306 (7B, N3) '93-'00</b>			L/R			NOTE	CIFAM ref.	ABS	A	B	C	D	E	F	H	I	L	M	Fig	
2.0 S16 (112 kW) Eng. RFY(XU10J4Z)		93-12/94		●		+/-ABS, M/T	<b>613-146</b>				23	88	101							
		95-		●		+ABS, M/T	<b>613-116</b>				23	88	101							
		93-		●			+ABS, M/T, ABS:Bendix	<b>607-176</b>	48	25	34	55,3	89,9	46					11a	2
		93-		●			-ABS, M/T	<b>607-177</b>		25	23	55,3	90	46					11a	2
		93-12/94		●			+ABS, M/T, ABS:Bosch	<b>607-175</b>	29	25	23	55,3	87	46					11a	2
		95-		●			+ABS, M/T, ABS:Bosch	<b>607-216</b>	29	25	34	55,3	87	46					11a	2
		93-	L				G.Box:BE3	<b>655-164</b>		25		24	90	81	33	80	61,5	600	s5	
		93-	L				+ABS, G.Box:BE3, ABS:Bosch	<b>655-166</b>	29	25		24	88	81	33	80	61,5	600	s5	
		93-	R				G.Box:BE3	<b>655-165</b>		25		24	90	81	33	80	355	887	s6	
		93-	R				+ABS, G.Box:BE3, ABS:Bosch	<b>655-167</b>	29	25		24	88	81	33	80	355	887	s6	
2.0 S16 GTi (120 kW) Eng. RFS(XU10J4RS)		96-		●		+ABS	<b>613-511</b>				34,9	84	119							
		96-		●		+ABS	<b>607-571</b>	29	25	34	58,5	86	46,5					11a	2	
2.0, XSi (89 kW) Eng. RFX(XU10J2/ 2C)		93-12/94		●		+/-ABS, M/T	<b>613-146</b>				23	88	101							
		95-		●		+ABS, M/T	<b>613-116</b>				23	88	101							
		93-		●			+ABS, M/T, ABS:Bendix	<b>607-176</b>	48	25	34	55,3	89,9	46					11a	2
		93-		●			-ABS, M/T	<b>607-177</b>		25	23	55,3	90	46					11a	2
		93-12/94		●			+ABS, M/T, ABS:Bosch	<b>607-175</b>	29	25	23	55,3	87	46					11a	2
		95-		●			+ABS, M/T, ABS:Bosch	<b>607-216</b>	29	25	34	55,3	87	46					11a	2
		93-	L				+ABS, G.Box:BE3, ABS:Bosch	<b>655-558</b>	29	25		24	88	81	33	80	70	605	s5	
		93-	L				-ABS	<b>655-556</b>		25		24	90	81	33	80	70	605	s5	
		93-	R				+ABS, G.Box:BE3, ABS:Bosch	<b>655-565</b>	29	25			88			79		888		
		93-	R				-ABS	<b>655-557</b>		25		24	90	76,5	33	80	350	877	s6	
<b>306 (7D, N3,5) Cabrio '94-'02</b>			L/R			NOTE	CIFAM ref.	ABS	A	B	C	D	E	F	H	I	L	M	Fig	
1.6 (65 kW) Eng. NFZ(TU5JP)		96-00		●		+ABS, M/T, G.Box:MAR	<b>613-146</b>				23	88	101							
			96-00		●		+ABS, M/T, G.Box:MAR	<b>607-208</b>	48	25	23	55,3	87	46					11a	2
		96-00	L				+ABS, G.Box:MAR, ABS: 29	<b>655-072</b>	29	25		22	84	71,5	30	79	58,5	608	s3	
		96-00	L				+ABS, G.Box:MAR, ABS: 48	<b>655-070</b>	48	25		22	84	71,5	30	80	58,5	608	s3	
		96-00	L				-ABS, G.Box:MAR	<b>655-068</b>		25		22	84	71,5	30	80	58,5	608	s3	
		96-00	R				+ABS, G.Box:MAR, ABS: 29	<b>655-067</b>	29	25		22	84	71,5	30	79	328	878	s4	
		96-00	R				+ABS, G.Box:MAR, ABS: 48	<b>655-796</b>	48	25		22	87	69,5		79,2	333	877	s4	
		96-00	R				-ABS, G.Box:MAR	<b>655-069</b>		25		22	84	71,5	30	80	333	878	s4	

<b>306 (7D, N3,5) Cabrio '94-'02</b>			L/R			NOTE	CIFAM ref.	ABS	A	B	C	D	E	F	H	I	L	M	Fig	
1.8 (74 kW) Eng. LFZ(XU7JP)		94-02		●		+ABS, M/T, G.Box:BE3	<b>613-116</b>				23	88	101							
		94-02		●		+ABS, M/T, G.Box:BE3, ABS:Bendix	<b>607-176</b>	48	25	34	55,3	89,9	46					11a	2	
		94-02		●		+ABS, M/T, G.Box:BE3, ABS:Bosch	<b>607-216</b>	29	25	34	55,3	87	46					11a	2	
		94-02	L				+ABS, G.Box:BE3, ABS:Bosch	<b>655-558</b>	29	25		24	88	81	33	80	70	605	s5	
		94-02	L				-ABS, G.Box:BE3	<b>655-058</b>		25		24	84	81	33	80	69,5	607	s5	
		94-02	R				+ABS, G.Box:BE3, ABS:Bosch	<b>655-565</b>	29	25			88			79		888		
		94-02	R				-ABS, G.Box:BE3	<b>655-059</b>		25		24	84	81	33	80	350	885	s6	
1.8 16v (81 kW) Eng. LFY(XU7JP4)		00-02		●		+ABS	<b>613-511</b>				34,9	84	119							
		00-02		●		+ABS	<b>607-571</b>	29	25	34	58,5	86	46,5					11a	2	
2.0 (89 kW) Eng. RFX(XU10J2)		94-		●		-ABS, M/T	<b>613-146</b>				23	88	101							
		95-		●		+ABS, M/T	<b>613-116</b>				23	88	101							
		94-		●			+ABS, M/T, ABS:Bendix	<b>607-176</b>	48	25	34	55,3	89,9	46					11a	2
		94-		●			-ABS, M/T	<b>607-177</b>		25	23	55,3	90	46					11a	2
		95-		●			+ABS, M/T, ABS:Bosch	<b>607-216</b>	29	25	34	55,3	87	46					11a	2
		94-	L				+ABS, G.Box:BE3, ABS:Bosch	<b>655-558</b>	29	25		24	88	81	33	80	70	605	s5	
		94-	L				-ABS	<b>655-556</b>		25		24	90	81	33	80	70	605	s5	
		94-	R				+ABS, G.Box:BE3, ABS:Bosch	<b>655-565</b>	29	25			88			79		888		
2.0 16v (97 kW) Eng. RFV(XU10J4R)		97-		●		+ABS	<b>613-511</b>				34,9	84	119							
		97-		●		+ABS	<b>607-571</b>	29	25	34	58,5	86	46,5					11a	2	
<b>306 (N5) Break '93-'00</b>			L/R			NOTE	CIFAM ref.	ABS	A	B	C	D	E	F	H	I	L	M	Fig	
1.4 SL (55 kW) Eng. KFW/KFX(TU3JP)/KDX(TU3MC)		93-		●		+ABS	<b>613-146</b>				23	88	101							
		93-		●		+ABS	<b>607-208</b>	48	25	23	55,3	87	46					11a	2	
1.6 SR (65 kW) Eng. NFZ(TU5JP)		93-		●		+ABS, M/T, G.Box:MAR	<b>613-146</b>				23	88	101							
		93-		●		+ABS, M/T, G.Box:MAR	<b>607-208</b>	48	25	23	55,3	87	46					11a	2	

306 (N5) Break '93-'00			L/R			NOTE	CIFAM ref.	ABS	A	B	C	D	E	F	H	I	L	M	Fig	
1.8 (74 kW) Eng. LFZ(XU7JP)		-12/94		●		+ABS, M/T, G.Box:BE3, ABS:Bosch	613-146				23	88	101							
		92-		●		+ABS, M/T, G.Box:BE3	613-116				23	88	101							
		-12/94		●		+ABS, M/T, G.Box:BE3, ABS:Bosch	607-175	29	25	23	55,3	87	46						11a	2
		92-		●		+ABS, M/T, G.Box:BE3, ABS:Bendix	607-176	48	25	34	55,3	89,9	46						11a	2
		95-		●		+ABS, M/T, G.Box:BE3, ABS:Bosch	607-216	29	25	34	55,3	87	46						11a	2
		93-	L				+ABS, G.Box:BE3, ABS:Bosch	655-558	29	25		24	88	81	33	80	70	605	s5	
		93-	L				-ABS, G.Box:BE3	655-058		25		24	84	81	33	80	69,5	607	s5	
		93-	R				+ABS, G.Box:BE3, ABS:Bosch	655-565	29	25			88			79		888		
		93-	R				-ABS, G.Box:BE3	655-059		25		24	84	81	33	80	350	885	s6	
	1.8 16v (81 kW) Eng. LFY(XU7JP4)		97-		●		+ABS	613-511				34,9	84	119						
			97-		●		+ABS	607-571	29	25	34	58,5	86	46,5					11a	2
1.8 D (43 kW) Eng. A9A(XUD7)		93-		●		+ABS, G.Box:BE3, ABS:Bendix	613-116				23	88	101							
		93-		●		+ABS, G.Box:BE3, ABS:Bosch	613-146				23	88	101							
		93-		●		+ABS, G.Box:BE3, ABS:Bendix	607-176	48	25	34	55,3	89,9	46						11a	2
		93-		●		+ABS, G.Box:BE3, ABS:Bosch	607-175	29	25	23	55,3	87	46						11a	2
		93-	L				+ABS, G.Box:BE3, ABS:Bosch	655-558	29	25		24	88	81	33	80	70	605	s5	
		93-	R				+ABS, G.Box:BE3, ABS:Bosch	655-565	29	25			88			79		888		
1.9 D (51 kW) Eng. WJZ/ WJY(DW8/ B)		98-		●		+ABS, G.Box:BE3	613-116				23	88	101							
			98-		●		+ABS, G.Box:BE3, ABS:Bendix	607-176	48	25	34	55,3	89,9	46					11a	2
		98-		●			+ABS, G.Box:BE3, ABS:Bosch	607-216	29	25	34	55,3	87	46					11a	2
		98-	L				+ABS, G.Box:BE3, ABS:Bosch	655-558	29	25		24	88	81	33	80	70	605	s5	
		98-	L				-ABS, G.Box:BE3	655-058		25		24	84	81	33	80	69,5	607	s5	
		98-	R				+ABS, G.Box:BE3, ABS:Bosch	655-565	29	25			88			79		888		
		98-	R				-ABS, G.Box:BE3	655-059		25		24	84	81	33	80	350	885	s6	
1.9 D (55 kW) Eng. DHV(XUD9BSD)		98-		●		+ABS	613-511				34,9	84	119							
			98-		●		+ABS	607-571	29	25	34	58,5	86	46,5					11a	2
























<b>306 (N5) Break '93-'00</b>			L/R			NOTE	CIFAM ref.	ABS	A	B	C	D	E	F	H	I	L	M	Fig	
1.9 SLD (50 kW) Eng. DJY(XUD9A)		-12/94		●		+ABS, G.Box:BE3, ABS:Bosch	<b>613-146</b>				23	88	101							
		94-		●		+ABS, G.Box:BE3	<b>613-116</b>				23	88	101							
		-12/94		●		+ABS, G.Box:BE3, ABS:Bosch	<b>607-175</b>	29	25	23	55,3	87	46						11a	2
		94-		●		+ABS, G.Box:BE3, ABS:Bendix	<b>607-176</b>	48	25	34	55,3	89,9	46						11a	2
		95-		●		+ABS, G.Box:BE3, ABS:Bosch	<b>607-216</b>	29	25	34	55,3	87	46						11a	2
		94-	L				+ABS, G.Box:BE3, ABS:Bosch	<b>655-558</b>	29	25		24	88	81	33	80	70	605	s5	
		94-	L				-ABS, G.Box:BE3	<b>655-058</b>		25		24	84	81	33	80	69,5	607	s5	
		94-	R				+ABS, G.Box:BE3, ABS:Bosch	<b>655-565</b>	29	25			88			79		888		
		94-	R				-ABS, G.Box:BE3	<b>655-059</b>		25		24	84	81	33	80	350	885	s6	
	1.9 TD (66-68 kW) Eng. DHY(XUD9TE)		93-12/94		●		+/-ABS	<b>613-146</b>				23	88	101						
95-				●		+ABS	<b>613-116</b>				23	88	101							
		93-		●			+ABS, ABS:Bendix	<b>607-176</b>	48	25	34	55,3	89,9	46					11a	2
		93-		●			-ABS	<b>607-177</b>		25	23	55,3	90	46					11a	2
		93-12/94		●			+ABS, ABS:Bosch	<b>607-175</b>	29	25	23	55,3	87	46					11a	2
		95-		●			+ABS, ABS:Bosch	<b>607-216</b>	29	25	34	55,3	87	46					11a	2
		93-	L				+ABS, G.Box:BE3, ABS:Bosch	<b>655-166</b>	29	25		24	88	81	33	80	61,5	600	s5	
		93-	L				-ABS, G.Box:BE3	<b>655-164</b>		25		24	90	81	33	80	61,5	600	s5	
		93-	R				+ABS, G.Box:BE3, ABS:Bosch	<b>655-167</b>	29	25		24	88	81	33	80	355	887	s6	
		93-	R				-ABS, G.Box:BE3	<b>655-165</b>		25		24	90	81	33	80	355	887	s6	
2.0 16v (97 kW) Eng. RFV(XU10J4R)		97-		●		+ABS	<b>613-511</b>				34,9	84	119							
		97-		●		+ABS	<b>607-571</b>	29	25	34	58,5	86	46,5					11a	2	
2.0 HDi (66 kW) Eng. RHY(DW10TD)		99-		●		+ABS	<b>613-511</b>				34,9	84	119							
		99-		●		+ABS	<b>607-571</b>	29	25	34	58,5	86	46,5					11a	2	
		99-	L				+ABS	<b>655-564</b>	29	25			88			79		601		
		99-	R				+ABS, ABS:Bosch	<b>655-565</b>	29	25			88			79		888		
<b>307 I (3A/C/E), SW '00-'05</b>			L/R			NOTE	CIFAM ref.	ABS	A	B	C	D	E	F	H	I	L	M	Fig	
1.4 (55 kW) Eng. KFW(TU3JP)		8/00-		●			<b>613-315</b>				31	75	115							
		8/00-		●			<b>607-456</b>		25	22	58,7	79,5	47,7					11a	2	
		00-	L				M/T, G.Box:MA	<b>655-728</b>		25			79			79	58	629		
		00-	R				M/T, G.Box:MA	<b>655-729</b>		25			79			79	330	913		















































<b>307 I (3A/C/E), SW '00-'05</b>			L/R			NOTE	CIFAM ref.	ABS	A	B	C	D	E	F	H	I	L	M	Fig	
2.0 HDi 16v, Cabrio (100 kW) Eng. RHR(DW10BTED4)		03-		•		+/-ABS	<b>613-506</b>				40	97	128							
		03-		•		+/-ABS	<b>607-496</b>	25	39	58,5	100	46						11a	2	
		03-	L				M/T, G.Box:BE4	<b>655-732</b>	25		24	88				79	62	625		
		03-	R				M/T, G.Box:BE4	<b>655-731</b>	25		24	88				79	350	928		
2.0 HDi FAP (79 kW) Eng. RHS(DW10ATED4)		00-		•			<b>613-203</b>				28	74	115							
		00-		•			<b>607-455</b>	25	34	58,3	86	46						11a	2	
		00-	L				M/T, G.Box:BE4	<b>655-732</b>	25		24	88				79	62	625		
		00-	R				M/T, G.Box:BE4	<b>655-731</b>	25		24	88				79	350	928		
2.0, Cabrio (130 kW) Eng. RFK(EW10J4S)		03-05		•			<b>613-203</b>				28	74	115							
		03-05		•			<b>607-455</b>	25	34	58,3	86	46						11a	2	
		03-05	L				M/T, G.Box:BE4	<b>655-730</b>	25		24	88				79	70	633		
		03-05	R				M/T, G.Box:BE4	<b>655-731</b>	25		24	88				79	350	928		
<b>307 II, SW '05-'08</b>			L/R			NOTE	CIFAM ref.	ABS	A	B	C	D	E	F	H	I	L	M	Fig	
1.4 16v (65 kW) Eng. KFJ(ET3J4)		7/05-		•			<b>613-315</b>				31	75	115							
		7/05-		•			<b>607-456</b>	25	22	58,7	79,5	47,7						11a	2	
1.6 16v, Cabrio (80-87 kW) Eng. NFU(TU5JP4)		05-		•		Break	<b>613-203</b>				28	74	115							
		05-		•		Exc. Break	<b>613-315</b>				31	75	115							
		05-07		•		A/T	<b>613-511</b>				34,9	84	119							
		05-		•		Break	<b>607-455</b>	25	34	58,3	86	46							11a	2
		05-		•		Exc. Break	<b>607-456</b>	25	22	58,7	79,5	47,7							11a	2
		05-07		•		A/T	<b>607-675</b>	25	34	58,5	86	46,5							11a	2
1.6 HDi 16v (66 kW) Eng. DV6ATED4		05-		•			<b>613-203</b>				28	74	115							
		05-		•			<b>607-455</b>	25	34	58,3	86	46						11a	2	
1.6 HDi 16v FAP (80 kW) Eng. 9HZ(DV6TED4)		7/05-		•			<b>613-203</b>				28	74	115							
		7/05-		•			<b>607-455</b>	25	34	58,3	86	46						11a	2	
2.0 16v (103 kW) Eng. RFJ(EW10A)		7/05-		•			<b>613-203</b>				28	74	115							
		7/05-		•			<b>607-455</b>	25	34	58,3	86	46						11a	2	
2.0 16v, Cabrio (130 kW) Eng. RFK(EW10J4S)		7/05-		•			<b>613-203</b>				28	74	115							
		7/05-		•			<b>607-455</b>	25	34	58,3	86	46						11a	2	
2.0 HDi 16v, Cabrio (100 kW) Eng. RHR(DW10BTED4)		05-		•		+/-ABS	<b>613-506</b>				40	97	128							
		05-		•		+/-ABS	<b>607-496</b>	25	39	58,5	100	46						11a	2	




































308, SW '07-			L/R			NOTE	CIFAM ref.	ABS	A	B	C	D	E	F	H	I	L	M	Fig				
1.4 16v (70 kW) Eng. 5FD(EP3)		07-		●		6Sp, G.Box:ML	613-483				25	90	107										
		07/08-		●		+ABS, G.Box:BE4R	613-504				34,9	84	119										
		07-		●		6Sp, G.Box:ML	607-711		25	39	58,4	94,9	88,7						11a	2			
		07/08-		●		+ABS, G.Box:BE4R	607-585	48	25	34	58,5	86	46,5							11a	2		
1.4 16v Vti (72 kW) Eng. 8FR(EP3C)		10-		●		5Sp, G.Box:BE 4/5N	613-504				34,9	84	119										
		10-		●		6Sp, G.Box:ML	613-483				25	90	107										
		10-		●		6Sp, G.Box:ML	607-711		25	39	58,4	94,9	88,7							11a	2		
		10-		●		+ABS, 5Sp, G.Box:BE 4/5N	607-585	48	25	34	58,5	86	46,5								11a	2	
1.6 16v (103 kW) Eng. 5FT(EP6DT)		07-		●		+ABS, G.Box:BE4R	613-504				34,9	84	119										
		07-		●		+ABS, G.Box:BE4R	607-585	48	25	34	58,5	86	46,5								11a	2	
1.6 16v (110 kW) Eng. 5FX(EP6DT)		07/08-		●		+ABS, G.Box:BE4R	613-504				34,9	84	119										
		07/08-		●		+ABS, G.Box:BE4R	607-585	48	25	34	58,5	86	46,5								11a	2	
1.6 16v (128 kW) Eng. 5FY(EP6DTS)		07/08-		●		+ABS, G.Box:BE4R	613-504				34,9	84	119										
		07/08-		●		+ABS, G.Box:BE4R	607-585	48	25	34	58,5	86	46,5								11a	2	
1.6 16v (88 kW) Eng. 5FW(EP6)		07-		●		6Sp, G.Box:ML	613-483				25	90	107										
		07/08-		●		+ABS, G.Box:BE4R	613-504				34,9	84	119										
		07-		●		6Sp, G.Box:ML	607-711		25	39	58,4	94,9	88,7								11a	2	
		07/08-		●		+ABS, G.Box:BE4R	607-585	48	25	34	58,5	86	46,5									11a	2
1.6 16v THP (115 kW) Eng. 5FV(EP6CDT)		10-		●		5Sp, G.Box:BE 4/5N	613-504				34,9	84	119										
		10-		●		6Sp, G.Box:ML	613-483				25	90	107										
		10-		●		6Sp, G.Box:ML	607-711		25	39	58,4	94,9	88,7								11a	2	
		10-		●		+ABS, 5Sp, G.Box:BE 4/5N	607-585	48	25	34	58,5	86	46,5									11a	2
1.6 BioFlex (80 kW) Eng. NFU(TU5JP4)		08-		●		+ABS	613-504				34,9	84	119										
		08-		●		+ABS	607-585	48	25	34	58,5	86	46,5									11a	2
1.6 Bioflex (82 kW) Eng. NFU(TU5JP4)		09-		●		+ABS, G.Box:BE4R	613-504				34,9	84	119										
		09-		●		+ABS, G.Box:BE4R	607-585	48	25	34	58,5	86	46,5									11a	2
1.6 GTi (147 kW) Eng. EP6CDTX		10-		●		5Sp, G.Box:BE 4/5N	613-504				34,9	84	119										
		10-		●		6Sp, G.Box:ML	613-483				25	90	107										
		10-		●		6Sp, G.Box:ML	607-711		25	39	58,4	94,9	88,7									11a	2
		10-		●		+ABS, 5Sp, G.Box:BE 4/5N	607-585	48	25	34	58,5	86	46,5										11a



















<b>308, SW '07-</b>			L/R			NOTE	CIFAM ref.	ABS	A	B	C	D	E	F	H	I	L	M	Fig			
1.6 HDi (68 kW) Eng. 9HP(DV6DTE4)		09-		●		5Sp, G.Box:BE 4/5N	<b>613-504</b>				34,9	84	119									
		09-		●		6Sp, G.Box:ML	<b>613-483</b>				25	90	107									
		09-		●		6Sp, G.Box:ML	<b>607-711</b>		25	39	58,4	94,9	88,7						11a	2		
		09-		●		+ABS, 5Sp, G.Box:BE 4/5N	<b>607-585</b>	48	25	34	58,5	86	46,5							11a	2	
1.6 HDi 16v (66 kW) Eng. 9HV(DV6ATED4)		07-		●		6Sp, G.Box:ML	<b>613-483</b>				25	90	107									
		07/08-		●		+ABS, G.Box:BE4R	<b>613-504</b>				34,9	84	119									
		07-		●		6Sp, G.Box:ML	<b>607-711</b>		25	39	58,4	94,9	88,7							11a	2	
		07/08-		●		+ABS, G.Box:BE4R	<b>607-585</b>	48	25	34	58,5	86	46,5							11a	2	
1.6 HDi 16v FAP (80 kW) Eng. 9HZ(DV6TED4)		07/08-		●		+ABS, G.Box:BE4R	<b>613-504</b>				34,9	84	119									
		07/08-		●		+ABS, G.Box:BE4R	<b>607-585</b>	48	25	34	58,5	86	46,5							11a	2	
1.6 HDi 8v (82 kW) Eng. 9HR(DV6C)		10-		●		5Sp, G.Box:BE 4/5N	<b>613-504</b>				34,9	84	119									
		10-		●		6Sp, G.Box:ML	<b>613-483</b>				25	90	107									
		10-		●		6Sp, G.Box:ML	<b>607-711</b>		25	39	58,4	94,9	88,7							11a	2	
		10-		●		+ABS, 5Sp, G.Box:BE 4/5N	<b>607-585</b>	48	25	34	58,5	86	46,5							11a	2	
2.0 HDi (103 kW) Eng. RHR(DW10BTED4)		10-		●		6Sp, G.Box:ML	<b>613-483</b>				25	90	107									
		10-		●		6Sp, G.Box:ML	<b>607-711</b>		25	39	58,4	94,9	88,7							11a	2	
2.0 HDi (110 kW) Eng. DW10CTED4		11-		●		5Sp, G.Box:BE 4/5N	<b>613-504</b>				34,9	84	119									
		11-		●		6Sp, G.Box:ML	<b>613-483</b>				25	90	107									
		11-		●		6Sp, G.Box:ML	<b>607-711</b>		25	39	58,4	94,9	88,7							11a	2	
		11-		●		+ABS, 5Sp, G.Box:BE 4/5N	<b>607-585</b>	48	25	34	58,5	86	46,5							11a	2	
2.0 HDi (120 kW) Eng. RHE(DW10CTED4)		09-		●		5Sp, G.Box:BE 4/5N	<b>613-504</b>				34,9	84	119									
		09-		●		6Sp, G.Box:ML	<b>613-483</b>				25	90	107									
		09-		●		6Sp, G.Box:ML	<b>607-711</b>		25	39	58,4	94,9	88,7							11a	2	
		09-		●		+ABS, 5Sp, G.Box:BE 4/5N	<b>607-585</b>	48	25	34	58,5	86	46,5							11a	2	
2.0 HDi 16v (100 kW) Eng. RHR(DW10BTED4)		07/08-		●		+ABS, G.Box:BE4R	<b>613-504</b>				34,9	84	119									
		07/08-		●		+ABS, G.Box:BE4R	<b>607-585</b>	48	25	34	58,5	86	46,5							11a	2	
<b>309 I (10C, 10A) '85-'89</b>			L/R			NOTE	CIFAM ref.	ABS	A	B	C	D	E	F	H	I	L	M	Fig			
1.1 (40 kW) Eng. E1/ A		7/85-6/89	L			G.Box:BE1/3, Eng. Talbot	<b>655-025</b>		21		24	86,5	70,5	30	76,5	69,5	570	s5				
		7/85-6/89	R			G.Box:BE1/3, Eng. Talbot	<b>655-026</b>		21		24	86,5	70,5		75,8	347,5	845	s6				
1.3 (47 kW) Eng. G1A		7/85-6/89	L			G.Box:BE1/3, Eng. Talbot	<b>655-025</b>		21		24	86,5	70,5	30	76,5	69,5	570	s5				
		7/85-6/89	R			G.Box:BE1/3, Eng. Talbot	<b>655-026</b>		21		24	86,5	70,5		75,8	347,5	845	s6				
1.4 (47-49-55 kW) Eng. K1D(TU3A/ AN/ S/ M/ 2/ 2K/ MC)		3/89-	L			G.Box:BE1/3	<b>655-027</b>		25		24	86,5	70,5	30	78,5	69,5	575	s5				
		3/89-	R			G.Box:BE1/3	<b>655-028</b>		25		24	86,5	70,5	30	78,5	350	844	s6				

<b>309 I (10C, 10A) '85-'89</b>			L/R			NOTE	CIFAM ref.	ABS	A	B	C	D	E	F	H	I	L	M	Fig	
1.4 (47-55 kW) Eng. KDY/ KDZ(TU3A/ AN/ S/ M/ 2/ 2K/ MC/ F2)		3/89-	L			G.Box:BE1/3	<b>655-027</b>		25		24	86,5	70,5	30	78,5	69,5	575	s5		
		3/89-	R			G.Box:BE1/3	<b>655-028</b>		25		24	86,5	70,5	30	78,5	350	844	s6		
1.9 D (47 kW) Eng. 162/ D9A(XUD9)/ DJZ(XUD9Y)		86-	L			G.Box:BE1/3	<b>655-027</b>		25		24	86,5	70,5	30	78,5	69,5	575	s5		
		86-	R			G.Box:BE1/3	<b>655-028</b>		25		24	86,5	70,5	30	78,5	350	844	s6		
<b>309 II (3A/C) '89-'93</b>			L/R			NOTE	CIFAM ref.	ABS	A	B	C	D	E	F	H	I	L	M	Fig	
1.1 (44 kW) Eng. HDZ(TU1M/ MZ)		8/90-12/93	L			M/T, G.Box:MA	<b>655-100</b>		21		22	86,5	71,5	30	76,5	65	586	s3		
		8/90-12/93	R			M/T, G.Box:MA	<b>655-101</b>		21		22	86,5	71,5	30	76,5	328	845	s4		
1.4 (47-49-55 kW) Eng. K1D(TU3A/ AN/ S/ M/ 2/ 2K/ MC)		90-93	L			M/T, G.Box:MA	<b>655-100</b>		21		22	86,5	71,5	30	76,5	65	586	s3		
		90-93	R			M/T, G.Box:MA	<b>655-101</b>		21		22	86,5	71,5	30	76,5	328	845	s4		
1.6 (65 kW) Eng. BDY(XU5M2Z/ 3Z)/ BDZ(XU5M)		7/89-93	L			G.Box:BE1/3	<b>655-027</b>		25		24	86,5	70,5	30	78,5	69,5	575	s5		
		7/89-93	R			G.Box:BE1/3	<b>655-028</b>		25		24	86,5	70,5	30	78,5	350	844	s6		
1.6 (68-69 kW) Eng. B2A(XU52C-K)		7/89-93	L			G.Box:BE1/3	<b>655-027</b>		25		24	86,5	70,5	30	78,5	69,5	575	s5		
		7/89-93	R			G.Box:BE1/3	<b>655-028</b>		25		24	86,5	70,5	30	78,5	350	844	s6		
1.8 D (44 kW) Eng. 161A(XUD7)		89-	L			G.Box:BE1/3	<b>655-027</b>		25		24	86,5	70,5	30	78,5	69,5	575	s5		
		89-	R			G.Box:BE1/3	<b>655-028</b>		25		24	86,5	70,5	30	78,5	350	844	s6		
1.8 TD (57-66 kW) Eng. A8B(XUD7TE)		89-	L			G.Box:BE1/3	<b>655-027</b>		25		24	86,5	70,5	30	78,5	69,5	575	s5		
		89-	R			G.Box:BE1/3	<b>655-028</b>		25		24	86,5	70,5	30	78,5	350	844	s6		
1.9 D (47 kW) Eng. 162/ D9A(XUD9)/ DJZ(XUD9Y)		89-	L			G.Box:BE1/3	<b>655-027</b>		25		24	86,5	70,5	30	78,5	69,5	575	s5		
		89-	R			G.Box:BE1/3	<b>655-028</b>		25		24	86,5	70,5	30	78,5	350	844	s6		
1.9 GTI (88 kW) Eng. DKZ(XU9JA/ Z)		89-12/93		●		+/-ABS, M/T	<b>613-146</b>				23	88	101							
		89-12/93		●		+ABS, M/T, ABS:Bendix	<b>613-116</b>				23	88	101							
		89-12/93		●		+ABS, M/T, ABS:Bendix	<b>607-182</b>	48	25	34	55,3	87	46					11a	2	
		89-12/93		●		+ABS, M/T, ABS:Bendix	<b>607-206</b>	90	25	23	55,3	87	46						11a	2
		89-12/93		●		-ABS, M/T	<b>607-177</b>		25	23	55,3	90	46						11a	2
<b>405 I (15B) '87-'93</b>			L/R			NOTE	CIFAM ref.	ABS	A	B	C	D	E	F	H	I	L	M	Fig	
1.4 (47 kW) Eng. KDY(TU3A/ AN/ S/ M/ 2/ 2K)		87-92		●		-ABS, G.Box:MA	<b>613-019</b>				20	80	107							
		87-92		●		-ABS, G.Box:MA	<b>607-015</b>		25	22	55,3	84	46						11a	2















405 I (15B) '87-'93		L/R			NOTE	CIFAM ref.	ABS	A	B	C	D	E	F	H	I	L	M	Fig		
1.6 (53 kW) Eng. B1E(XU51C)		87-92		●	+ABS	613-146				23	88	101								
		87-92		●	-ABS, M/T, G.Box:BE1	613-019				20	80	107								
		87-92		●	+ABS, ABS:Bendix	607-206	90	25	23	55,3	87	46							11a	2
		87-92		●	+ABS, ABS:Bosch	607-175	29	25	23	55,3	87	46							11a	2
		87-92		●	-ABS, M/T, G.Box:BE1	607-015		25	22	55,3	84	46							11a	2
		87-92	L			+ABS, G.Box:BE1/3, ABS:Bosch	655-558	29	25		24	88	81	33	80	70	605	s5		
		87-92	L			-ABS, G.Box:BE1/3	655-058		25		24	84	81	33	80	69,5	607	s5		
		87-92	R			+ABS, G.Box:BE1/3, ABS:Bosch	655-565	29	25			88			79		888			
		87-92	R			-ABS, G.Box:BE1/3	655-059		25		24	84	81	33	80	350	885	s6		
	1.6 (55 kW) Eng. BAZ(XU5CP)		87-88		●	+ABS	613-146				23	88	101							
87-88				●	-ABS, M/T, G.Box:BE1	613-019				20	80	107								
		87-88		●	+ABS, ABS:Bendix	607-206	90	25	23	55,3	87	46							11a	2
		87-88		●	+ABS, ABS:Bosch	607-175	29	25	23	55,3	87	46							11a	2
		87-88		●	-ABS, M/T, G.Box:BE1	607-015		25	22	55,3	84	46							11a	2
		87-88	L			-ABS, G.Box:BE1/3	655-058		25		24	84	81	33	80	69,5	607	s5		
		87-88	R			-ABS, G.Box:BE1/3	655-059		25		24	84	81	33	80	350	885	s6		
1.6 (65-66-69 kW) Eng. BDY(XU5M2Z/ 3Z)/ BDZ(XU5M)			5/87-92		●	+ABS	613-146				23	88	101							
	87-92			●	-ABS, M/T, G.Box:BE1	613-019				20	80	107								
		5/87-92		●	+ABS, ABS:Bendix	607-206	90	25	23	55,3	87	46							11a	2
		5/87-92		●	+ABS, ABS:Bosch	607-175	29	25	23	55,3	87	46							11a	2
		87-92		●	-ABS, M/T, G.Box:BE1	607-015		25	22	55,3	84	46							11a	2
		87-92	L			-ABS, G.Box:BE1/3	655-058		25		24	84	81	33	80	69,5	607	s5		
87-92		R			-ABS, G.Box:BE1/3	655-059		25		24	84	81	33	80	350	885	s6			
1.6 (66-69 kW) Eng. B2A(XU52C)/ S		87-92		●	+ABS	613-146				23	88	101								
		87-92		●	-ABS, M/T, G.Box:BE1	613-019				20	80	107								
		87-92		●	+ABS, ABS:Bendix	607-206	90	25	23	55,3	87	46							11a	2
		87-92		●	+ABS, ABS:Bosch	607-175	29	25	23	55,3	87	46							11a	2
		87-92		●	-ABS, M/T, G.Box:BE1	607-015		25	22	55,3	84	46							11a	2
		87-92	L			+ABS, G.Box:BE1/3, ABS:Bosch	655-558	29	25		24	88	81	33	80	70	605	s5		
		87-92	L			-ABS, G.Box:BE1/3	655-058		25		24	84	81	33	80	69,5	607	s5		
		87-92	R			+ABS, G.Box:BE1/3, ABS:Bosch	655-565	29	25			88			79		888			
87-92		R			-ABS, G.Box:BE1/3	655-059		25		24	84	81	33	80	350	885	s6			
















405 I (15B) '87-'93		L/R			NOTE	CIFAM ref.	ABS	A	B	C	D	E	F	H	I	L	M	Fig	
1.8 TD (66 kW) Eng. A8A(XUD7TE)/ AJZ(XUD7TEY)		3/88-12/92		●	+/-ABS, M/T	613-146				23	88	101							
		3/88-12/92		●	+ABS, M/T, ABS:Bendix	607-206	90	25	23	55,3	87	46						11a	2
		3/88-12/92		●	+ABS, M/T, ABS:Bosch	607-175	29	25	23	55,3	87	46						11a	2
		3/88-12/92		●	-ABS, M/T	607-177		25	23	55,3	90	46						11a	2
		3/88-12/92		●	-ABS, M/T	607-177		25	23	55,3	90	46						11a	2
		88-92	L			+ABS, G.Box:BE1/3, ABS:Bosch	655-558	29	25		24	88	81	33	80	70	605	s5	
		88-92	L			-ABS, G.Box:BE1/3	655-556		25		24	90	81	33	80	70	605	s5	
88-92		R			+ABS, G.Box:BE1/3, ABS:Bosch	655-565	29	25			88			79		888			
88-92		R			-ABS, G.Box:BE1/3	655-557		25		24	90	76,5	33	80	350	877	s6		
1.9 (70 kW) Eng. D2C(XU92C)		5/87-12/92		●	+ABS, M/T	613-146				23	88	101							
		7/87-12/92		●	-ABS, M/T+A/T, G.Box:BE1	613-019				20	80	107							
		5/87-12/92		●	+ABS, M/T, ABS:Bendix	607-206	90	25	23	55,3	87	46						11a	2
		5/87-12/92		●	+ABS, M/T, ABS:Bosch	607-175	29	25	23	55,3	87	46						11a	2
		7/87-12/92		●	-ABS, M/T+A/T, G.Box:BE1	607-015		25	22	55,3	84	46						11a	2
		7/87-12/92		●	-ABS, M/T+A/T, G.Box:BE1	607-015		25	22	55,3	84	46						11a	2
		87-92	L			+ABS, G.Box:BE1/3, ABS:Bosch	655-558	29	25		24	88	81	33	80	70	605	s5	
87-92		L			-ABS, G.Box:BE1/3	655-058		25		24	84	81	33	80	69,5	607	s5		
87-92		R			+ABS, G.Box:BE1/3, ABS:Bosch	655-565	29	25			88			79		888			
87-92		R			-ABS, G.Box:BE1/3	655-059		25		24	84	81	33	80	350	885	s6		
1.9 D (47 kW) Eng. DJZ(XUD9Y)		88-92		●	M/T	613-019				20	80	107							
		88-92		●	M/T	607-015		25	22	55,3	84	46						11a	2
		88-92	L			+ABS, G.Box:BE1/3, ABS:Bosch	655-558	29	25		24	88	81	33	80	70	605	s5	
		88-92	L			-ABS, G.Box:BE1/3	655-058		25		24	84	81	33	80	69,5	607	s5	
		88-92	R			+ABS, G.Box:BE1/3, ABS:Bosch	655-565	29	25			88			79		888		
		88-92	R			-ABS, G.Box:BE1/3	655-059		25		24	84	81	33	80	350	885	s6	
1.9 D (51 kW) Eng. D9B(XUD9A)		88-92		●	M/T	613-019				20	80	107							
		88-92		●	M/T	607-015		25	22	55,3	84	46						11a	2
		88-92	L			+ABS, G.Box:BE1/3, ABS:Bosch	655-558	29	25		24	88	81	33	80	70	605	s5	
		88-92	L			-ABS, G.Box:BE1/3	655-058		25		24	84	81	33	80	69,5	607	s5	
		88-92	R			+ABS, G.Box:BE1/3, ABS:Bosch	655-565	29	25			88			79		888		
88-92		R			-ABS, G.Box:BE1/3	655-059		25		24	84	81	33	80	350	885	s6		














405 I (15B) '87-'93			L/R			NOTE	CIFAM ref.	ABS	A	B	C	D	E	F	H	I	L	M	Fig	
1.9i (77 kW) Eng. DFZ(XU9J1)		87-92		•		+ABS, M/T	613-146				23	88	101							
		87-92		•		-ABS, M/T+A/T, G.Box:BE1	613-019				20	80	107							
		87-92		•		+ABS, M/T, ABS:Bendix	607-206	90	25	23	55,3	87	46						11a	2
		87-92		•		+ABS, M/T, ABS:Bosch	607-175	29	25	23	55,3	87	46						11a	2
		87-92		•		-ABS, M/T+A/T, G.Box:BE1	607-015		25	22	55,3	84	46						11a	2
		87-92	L			+ABS, G.Box:BE1/3, ABS:Bosch	655-558	29	25		24	88	81	33	80	70	605	s5		
		87-92	L			-ABS, G.Box:BE1/3	655-556		25		24	90	81	33	80	70	605	s5		
		87-92	R			+ABS, G.Box:BE1/3, ABS:Bosch	655-565	29	25			88			79		888			
		87-92	R			-ABS, G.Box:BE1/3	655-557		25		24	90	76,5	33	80	350	877	s6		
	405 I (15E) Break '87-'92			L/R			NOTE	CIFAM ref.	ABS	A	B	C	D	E	F	H	I	L	M	Fig
1.6 (53 kW) Eng. B1E(XU51C)		87-92		•		+ABS	613-146				23	88	101							
		87-92		•		-ABS, M/T, G.Box:BE1	613-019				20	80	107							
		87-92		•		+ABS, ABS:Bendix	607-206	90	25	23	55,3	87	46						11a	2
		87-92		•		+ABS, ABS:Bosch	607-175	29	25	23	55,3	87	46						11a	2
		87-92		•		-ABS, M/T, G.Box:BE1	607-015		25	22	55,3	84	46						11a	2
		87-92	L			+ABS, G.Box:BE1/3, ABS:Bosch	655-558	29	25		24	88	81	33	80	70	605	s5		
		87-92	L			-ABS, G.Box:BE1/3	655-058		25		24	84	81	33	80	69,5	607	s5		
		87-92	R			+ABS, G.Box:BE1/3, ABS:Bosch	655-565	29	25			88			79		888			
		87-92	R			-ABS, G.Box:BE1/3	655-059		25		24	84	81	33	80	350	885	s6		
	1.6 (55 kW) Eng. BAZ(XU5CP)		87-88		•		+ABS	613-146				23	88	101						
87-88				•		-ABS, M/T, G.Box:BE1	613-019				20	80	107							
		87-88		•		+ABS, ABS:Bendix	607-206	90	25	23	55,3	87	46						11a	2
		87-88		•		+ABS, ABS:Bosch	607-175	29	25	23	55,3	87	46						11a	2
		87-88		•		-ABS, M/T, G.Box:BE1	607-015		25	22	55,3	84	46						11a	2
		87-88	L			-ABS, G.Box:BE1/3	655-058		25		24	84	81	33	80	69,5	607	s5		
	87-88	R			-ABS, G.Box:BE1/3	655-059		25		24	84	81	33	80	350	885	s6			
1.6 (65-66 kW) Eng. BDY(XU5M2Z/ 3Z)/ BDZ(XU5M)		87-92		•		+ABS	613-146				23	88	101							
		87-92		•		-ABS, M/T, G.Box:BE1	613-019				20	80	107							
		87-92		•		+ABS, ABS:Bendix	607-206	90	25	23	55,3	87	46						11a	2
		87-92		•		+ABS, ABS:Bosch	607-175	29	25	23	55,3	87	46						11a	2
		87-92		•		-ABS, M/T, G.Box:BE1	607-015		25	22	55,3	84	46						11a	2
		87-92	L			-ABS, G.Box:BE1/3	655-058		25		24	84	81	33	80	69,5	607	s5		
87-92		R			-ABS, G.Box:BE1/3	655-059		25		24	84	81	33	80	350	885	s6			








































405 I (15E) Break '87-'92			L/R			NOTE	CIFAM ref.	ABS	A	B	C	D	E	F	H	I	L	M	Fig		
1.6 (66-69 kW) Eng. B2A(XU52C)/ S		87-92		●		+ABS	613-146				23	88	101								
		87-92		●		-ABS, M/T, G.Box:BE1	613-019				20	80	107								
		87-92		●		+ABS, ABS:Bendix	607-206	90	25	23	55,3	87	46						11a	2	
		87-92		●		+ABS, ABS:Bosch	607-175	29	25	23	55,3	87	46						11a	2	
		87-92		●		-ABS, M/T, G.Box:BE1	607-015		25	22	55,3	84	46						11a	2	
		87-92	L				+ABS, G.Box:BE1/3, ABS:Bosch	655-558	29	25		24	88	81	33	80	70	605	s5		
		87-92	L				-ABS, G.Box:BE1/3	655-058		25		24	84	81	33	80	69,5	607	s5		
		87-92	R				+ABS, G.Box:BE1/3, ABS:Bosch	655-565	29	25			88			79		888			
		87-92	R				-ABS, G.Box:BE1/3	655-059		25		24	84	81	33	80	350	885	s6		
	1.8 TD (66 kW) Eng. A8A(XUD7TE)/ AJZ(XUD7TEY)		88-92		●		+/-ABS, M/T	613-146				23	88	101							
88-92				●		+ABS, M/T, ABS:Bendix	607-206	90	25	23	55,3	87	46						11a	2	
88-92				●		+ABS, M/T, ABS:Bosch	607-175	29	25	23	55,3	87	46						11a	2	
		88-92		●		-ABS, M/T	607-177		25	23	55,3	90	46						11a	2	
			88-92	L			+ABS, G.Box:BE1/3, ABS:Bosch	655-558	29	25		24	88	81	33	80	70	605	s5		
			88-92	L			-ABS, G.Box:BE1/3	655-556		25		24	90	81	33	80	70	605	s5		
			88-92	R			+ABS, G.Box:BE1/3, ABS:Bosch	655-565	29	25			88			79		888			
			88-92	R			-ABS, G.Box:BE1/3	655-557		25		24	90	76,5	33	80	350	877	s6		
1.9 (70 kW) Eng. D2C(XU92C)		87-92		●		+ABS, M/T	613-146				23	88	101								
		87-92		●		-ABS, M/T+A/T, G.Box:BE1	613-019				20	80	107								
		87-92		●		+ABS, M/T, ABS:Bendix	607-206	90	25	23	55,3	87	46						11a	2	
		87-92		●		+ABS, M/T, ABS:Bosch	607-175	29	25	23	55,3	87	46						11a	2	
		87-92		●		-ABS, M/T+A/T, G.Box:BE1	607-015		25	22	55,3	84	46						11a	2	
		87-92	L				+ABS, G.Box:BE1/3, ABS:Bosch	655-558	29	25		24	88	81	33	80	70	605	s5		
		87-92	L				-ABS, G.Box:BE1/3	655-058		25		24	84	81	33	80	69,5	607	s5		
		87-92	R				+ABS, G.Box:BE1/3, ABS:Bosch	655-565	29	25			88			79		888			
87-92		R				-ABS, G.Box:BE1/3	655-059		25		24	84	81	33	80	350	885	s6			
1.9 D (47 kW) Eng. DJZ(XUD9Y)		88-92		●		M/T	613-019				20	80	107								
		88-92		●		M/T	607-015		25	22	55,3	84	46						11a	2	
		88-92	L				+ABS, G.Box:BE1/3, ABS:Bosch	655-558	29	25		24	88	81	33	80	70	605	s5		
		88-92	L				-ABS, G.Box:BE1/3	655-058		25		24	84	81	33	80	69,5	607	s5		
		88-92	R				+ABS, G.Box:BE1/3, ABS:Bosch	655-565	29	25			88			79		888			
88-92	R				-ABS, G.Box:BE1/3	655-059		25		24	84	81	33	80	350	885	s6				
















405 I (15E) Break '87-'92			L/R			NOTE	CIFAM ref.	ABS	A	B	C	D	E	F	H	I	L	M	Fig		
1.9 D (51 kW) Eng. D9B(XUD9A)		88-92		●		M/T	613-019				20	80	107								
		88-92		●		M/T	607-015		25	22	55,3	84	46						11a	2	
		88-92	L				+ABS, G.Box:BE1/3, ABS:Bosch	655-558	29	25		24	88	81	33	80	70	605	s5		
		88-92	L				-ABS, G.Box:BE1/3	655-058		25		24	84	81	33	80	69,5	607	s5		
		88-92	R				+ABS, G.Box:BE1/3, ABS:Bosch	655-565	29	25			88			79		888			
		88-92	R				-ABS, G.Box:BE1/3	655-059		25		24	84	81	33	80	350	885	s6		
1.9 GRi/SRi (80 kW) Eng. DDZ(XU9M)		88-92		●		+ABS, M/T	613-146				23	88	101								
		88-92		●		-ABS, M/T+A/T, G.Box:BE1	613-019				20	80	107								
		88-92			●		+ABS, M/T, ABS:Bendix	607-206	90	25	23	55,3	87	46						11a	2
		88-92			●		+ABS, M/T, ABS:Bosch	607-175	29	25	23	55,3	87	46						11a	2
		88-92			●		-ABS, M/T+A/T, G.Box:BE1	607-015		25	22	55,3	84	46						11a	2
		88-92	L				-ABS, A/T, G.Box:BE1/3	655-058		25		24	84	81	33	80	69,5	607	s5		
		88-92	R				-ABS, A/T, G.Box:BE1/3	655-059		25		24	84	81	33	80	350	885	s6		
1.9 GTi, 4WD (88 kW) Eng. DKZ(XU9JAZ)		88-92		●		+ABS, M/T	613-146				23	88	101								
		88-92		●		-ABS, M/T+A/T, G.Box:BE1	613-019				20	80	107								
		88-92			●		+ABS, M/T, ABS:Bendix	607-206	90	25	23	55,3	87	46						11a	2
		88-92			●		+ABS, M/T, ABS:Bosch	607-175	29	25	23	55,3	87	46						11a	2
		88-92			●		-ABS, M/T+A/T, G.Box:BE1	607-015		25	22	55,3	84	46						11a	2
		88-92	L				+ABS, G.Box:BE1/3, ABS:Bosch	655-558	29	25		24	88	81	33	80	70	605	s5		
		88-92	L				-ABS, G.Box:BE1/3	655-556		25		24	90	81	33	80	70	605	s5		
		88-92	R				+ABS, G.Box:BE1/3, ABS:Bosch	655-565	29	25			88			79		888			
		88-92	R				-ABS, G.Box:BE1/3	655-557		25		24	90	76,5	33	80	350	877	s6		
1.9 Sport MI-16 (108 kW) Eng. DFW(XU9J4Z)		88-92		●		+/-ABS, M/T	613-146				23	88	101								
		88-92		●		+ABS, M/T, ABS:Bendix	607-206	90	25	23	55,3	87	46						11a	2	
		88-92		●		+ABS, M/T, ABS:Bosch	607-175	29	25	23	55,3	87	46						11a	2	
		88-92		●		-ABS, M/T	607-177		25	23	55,3	90	46						11a	2	
		88-92	L				+ABS, G.Box:BE1/3, ABS:Bosch	655-558	29	25		24	88	81	33	80	70	605	s5		
		88-92	L				-ABS, G.Box:BE1/3	655-556		25		24	90	81	33	80	70	605	s5		
		88-92	R				+ABS, G.Box:BE1/3, ABS:Bosch	655-565	29	25			88			79		888			
		88-92	R				-ABS, G.Box:BE1/3	655-557		25		24	90	76,5	33	80	350	877	s6		





















405 II (4B) '92-'96		L/R			NOTE	CIFAM ref.	ABS	A	B	C	D	E	F	H	I	L	M	Fig		
1.9 D (50 kW) Eng. DJY(XUD9A)		94-95		●	+/-ABS	<b>613-116</b>				23	88	101								
		94-95		●	+ABS, ABS:Bendix	<b>607-139</b>	90	25	34	55,3	87	46						11a	2	
		94-95		●	+ABS, ABS:Bosch	<b>607-216</b>	29	25	34	55,3	87	46							11a	2
		94-95		●	-ABS	<b>607-142</b>		25	34	55,3	90	46							11a	2
		94-95	L			+ABS, ABS:Bosch	<b>655-166</b>	29	25		24	88	81	33	80	61,5	600	s5		
		94-95	L			-ABS	<b>655-164</b>		25		24	90	81	33	80	61,5	600	s5		
		94-95	R			+ABS, ABS:Bosch	<b>655-167</b>	29	25		24	88	81	33	80	355	887	s6		
	94-95	R			-ABS	<b>655-165</b>		25		24	90	81	33	80	355	887	s6			
1.9 TD (66-68 kW) Eng. DHY(XUD9TE)		92-95		●	+/-ABS, M/T	<b>613-116</b>				23	88	101								
		92-95		●	+ABS, M/T, ABS:Bendix	<b>607-139</b>	90	25	34	55,3	87	46						11a	2	
		92-95		●	+ABS, M/T, ABS:Bosch	<b>607-216</b>	29	25	34	55,3	87	46						11a	2	
		92-95		●	-ABS, M/T	<b>607-142</b>		25	34	55,3	90	46							11a	2
		92-	L			+ABS, G.Box:BE1/5-3/5, ABS:Bosch	<b>655-166</b>	29	25		24	88	81	33	80	61,5	600	s5		
		92-	L			-ABS, G.Box:BE1/5-3/5	<b>655-164</b>		25		24	90	81	33	80	61,5	600	s5		
		92-	R			+ABS, G.Box:BE1/5-3/5, ABS:Bosch	<b>655-167</b>	29	25		24	88	81	33	80	355	887	s6		
92-		R			-ABS, G.Box:BE1/5-3/5	<b>655-165</b>		25		24	90	81	33	80	355	887	s6			
2.0 (89 kW) Eng. RFX(XU10J2/ 2C)		92-95		●	+/-ABS, M/T	<b>613-116</b>				23	88	101								
		92-95		●	+ABS, M/T, ABS:Bendix	<b>607-139</b>	90	25	34	55,3	87	46						11a	2	
		92-95		●	+ABS, M/T, ABS:Bosch	<b>607-216</b>	29	25	34	55,3	87	46						11a	2	
		92-95		●	-ABS, M/T	<b>607-142</b>		25	34	55,3	90	46							11a	2
		92-	L			+ABS, G.Box:BE1/5-3/5, ABS:Bosch	<b>655-166</b>	29	25		24	88	81	33	80	61,5	600	s5		
		92-	L			-ABS, G.Box:BE1/5-3/5	<b>655-164</b>		25		24	90	81	33	80	61,5	600	s5		
		92-	R			+ABS, G.Box:BE1/5-3/5, ABS:Bosch	<b>655-167</b>	29	25		24	88	81	33	80	355	887	s6		
92-		R			-ABS, G.Box:BE1/5-3/5	<b>655-165</b>		25		24	90	81	33	80	355	887	s6			
2.0 16v (110 kW) Eng. RFT(XU10J4)		94-95		●	+ABS, M/T	<b>613-116</b>				23	88	101								
		94-95		●	+ABS, M/T, ABS:Bendix	<b>607-139</b>	90	25	34	55,3	87	46						11a	2	
		94-95		●	+ABS, M/T, ABS:Bosch	<b>607-216</b>	29	25	34	55,3	87	46						11a	2	
		94-95	L			G.Box:BE1/5-3/5	<b>655-164</b>		25		24	90	81	33	80	61,5	600	s5		
		94-95	L			+ABS, G.Box:BE1/5-3/5, ABS:Bosch	<b>655-166</b>	29	25		24	88	81	33	80	61,5	600	s5		
		94-95	R			G.Box:BE1/5-3/5	<b>655-165</b>		25		24	90	81	33	80	355	887	s6		
	94-95	R			+ABS, G.Box:BE1/5-3/5, ABS:Bosch	<b>655-167</b>	29	25		24	88	81	33	80	355	887	s6			

405 II (4B) '92-'96		L/R			NOTE	CIFAM ref.	ABS	A	B	C	D	E	F	H	I	L	M	Fig	
2.0 MI-16 (112 kW) Eng. RFY(XU10J4Z)		8/92-95		●	+ABS, M/T	613-116				23	88	101							
		8/92-95		●	+ABS, M/T, ABS:Bendix	607-139	90	25	34	55,3	87	46					11a	2	
		8/92-95		●	+ABS, M/T, ABS:Bosch	607-216	29	25	34	55,3	87	46						11a	2
		92-	L			+ABS, G.Box:BE1/5-3/5, ABS:Bosch	655-166	29	25		24	88	81	33	80	61,5	600	s5	
		92-	L			-ABS, G.Box:BE1/5-3/5	655-164		25		24	90	81	33	80	61,5	600	s5	
		92-	R			+ABS, G.Box:BE1/5-3/5, ABS:Bosch	655-167	29	25		24	88	81	33	80	355	887	s6	
92-		R			-ABS, G.Box:BE1/5-3/5	655-165		25		24	90	81	33	80	355	887	s6		
<b>405 II (4E) Break '92-'96</b>		L/R			NOTE	CIFAM ref.	ABS	A	B	C	D	E	F	H	I	L	M	Fig	
1.4 (47-55 kW) Eng. KDY/ KDZ(TU3A/ AN/ S/ M/ 2/ 2K/ MC/ F2)		8/92-10/96		●	-ABS, M/T	613-019				20	80	107							
		8/92-10/96		●	-ABS, M/T	607-259		25	31	55,3	84	46					11a	2	
		8/92-	L			+ABS, G.Box:MA, ABS:Bosch	655-066	29	25		22	84	71,5	30	79	65	615	s3	
8/92-		R			+ABS, G.Box:MA, ABS:Bosch	655-067	29	25		22	84	71,5	30	79	328	878	s4		
1.6 (65-66-69-76-85 kW) Eng. BDY(XU5M2Z/ 3Z)/ XU5JP		92-95		●	-ABS, M/T	613-019				20	80	107							
		92-95		●	-ABS, M/T	607-259		25	31	55,3	84	46					11a	2	
1.8 (74 kW) Eng. LFZ(XU7JP)		92-95	L		+ABS, G.Box:BE1/5-3/5, ABS:Bosch	655-166	29	25		24	88	81	33	80	61,5	600	s5		
		92-95	L		-ABS, G.Box:BE1/5-3/5	655-164		25		24	90	81	33	80	61,5	600	s5		
		92-95	R		+ABS, G.Box:BE1/5-3/5, ABS:Bosch	655-167	29	25		24	88	81	33	80	355	887	s6		
		92-95	R		-ABS, G.Box:BE1/5-3/5	655-165		25		24	90	81	33	80	355	887	s6		
1.9 D (47 kW) Eng. DJZ(XUD9Y)		92-95		●	-ABS, M/T	613-019				20	80	107							
		92-95		●	-ABS, M/T	607-259		25	31	55,3	84	46					11a	2	
1.9 D (50-51 kW) Eng. DJY(XUD9A)		94-95		●	+/-ABS	613-116				23	88	101							
		94-95		●	+ABS, ABS:Bendix	607-139	90	25	34	55,3	87	46					11a	2	
		94-95		●	+ABS, ABS:Bosch	607-216	29	25	34	55,3	87	46					11a	2	
		94-95		●	-ABS	607-142		25	34	55,3	90	46					11a	2	
		94-95	L			+ABS, ABS:Bosch	655-166	29	25		24	88	81	33	80	61,5	600	s5	
		94-95	L			-ABS	655-164		25		24	90	81	33	80	61,5	600	s5	
		94-95	R			+ABS, ABS:Bosch	655-167	29	25		24	88	81	33	80	355	887	s6	
		94-95	R			-ABS	655-165		25		24	90	81	33	80	355	887	s6	


































<b>405 II (4E) Break '92-'96</b>			L/R			NOTE	CIFAM ref.	ABS	A	B	C	D	E	F	H	I	L	M	Fig		
1.9 TD (66-68 kW) Eng. DHY(XUD9TE)		92-95		●		+/-ABS, M/T	<b>613-116</b>				23	88	101								
		92-95		●		+ABS, M/T, ABS:Bendix	<b>607-139</b>	90	25	34	55,3	87	46						11a	2	
		92-95		●		+ABS, M/T, ABS:Bosch	<b>607-216</b>	29	25	34	55,3	87	46							11a	2
		92-95		●		-ABS, M/T	<b>607-142</b>		25	34	55,3	90	46							11a	2
		92-	L				G.Box:BE1/5-3/5	<b>655-164</b>		25		24	90	81	33	80	61,5	600	s5		
		92-	L				+ABS, G.Box:BE1/5-3/5, ABS:Bosch	<b>655-166</b>	29	25		24	88	81	33	80	61,5	600	s5		
		92-	R				G.Box:BE1/5-3/5	<b>655-165</b>		25		24	90	81	33	80	355	887	s6		
	92-	R				+ABS, G.Box:BE1/5-3/5, ABS:Bosch	<b>655-167</b>	29	25		24	88	81	33	80	355	887	s6			
2.0 (89 kW) Eng. RFX(XU10J2/ 2C)		92-95		●		+/-ABS, M/T	<b>613-116</b>				23	88	101								
		92-95		●		+ABS, M/T, ABS:Bendix	<b>607-139</b>	90	25	34	55,3	87	46							11a	2
		92-95		●		+ABS, M/T, ABS:Bosch	<b>607-216</b>	29	25	34	55,3	87	46							11a	2
		92-95		●		-ABS, M/T	<b>607-142</b>		25	34	55,3	90	46							11a	2
		92-	L				G.Box:BE1/5-3/5	<b>655-164</b>		25		24	90	81	33	80	61,5	600	s5		
		92-	L				+ABS, G.Box:BE1/5-3/5, ABS:Bosch	<b>655-166</b>	29	25		24	88	81	33	80	61,5	600	s5		
		92-	R				G.Box:BE1/5-3/5	<b>655-165</b>		25		24	90	81	33	80	355	887	s6		
92-		R				+ABS, G.Box:BE1/5-3/5, ABS:Bosch	<b>655-167</b>	29	25		24	88	81	33	80	355	887	s6			
<b>406 (8B/E/F), Break, Coupe '95-'04</b>			L/R			NOTE	CIFAM ref.	ABS	A	B	C	D	E	F	H	I	L	M	Fig		
1.6 (Exc. Break) (65-76-85 kW) Eng. BFZ(XU5JP/ J1/ JA)		11/95-		●		+ABS	<b>613-203</b>				28	74	115								
		11/95-		●		+ABS	<b>607-282</b>	29	25	34	55,7	99,8	46							11a	2
		11/95-3/99	L				+ABS, G.Box:BE3, ABS:Bosch	<b>655-285</b>	29	25		24	90	81	33	80	69,5	626	s5		
		11/95-3/99	L				-ABS, G.Box:BE3	<b>655-283</b>		25		24	90	81	33	80	69,5	626	s5		
		11/95-3/99	R				+ABS, G.Box:BE3, ABS:Bosch	<b>655-286</b>	29	25		24	90	81	33	80	350	905	s6		
		11/95-3/99	R				-ABS, G.Box:BE3	<b>655-284</b>		25		24	90	81	33	80	350	905	s6		
		4/99-	L				+ABS, G.Box:BE3/4, ABS:Bendix	<b>655-733</b>	48	25		24	90			80	70	627	s5		
	4/99-	R				+ABS, G.Box:BE3/4, ABS:Bendix	<b>655-734</b>	48	25		24	90	81		80	350	910	s6			
1.8 (66 kW) Eng. LFX(XU7JB)		97-		●		+ABS	<b>613-203</b>				28	74	115								
		97-		●		+ABS	<b>607-282</b>	29	25	34	55,7	99,8	46							11a	2
		4/99-	L				+ABS, G.Box:BE3/4, ABS:Bendix	<b>655-733</b>	48	25		24	90			80	70	627	s5		
		4/99-	R				+ABS, G.Box:BE3/4, ABS:Bendix	<b>655-734</b>	48	25		24	90	81		80	350	910	s6		
		97-3/99	L				+ABS, G.Box:BE3, ABS:Bosch	<b>655-285</b>	29	25		24	90	81	33	80	69,5	626	s5		
		97-3/99	L				-ABS, G.Box:BE3	<b>655-283</b>		25		24	90	81	33	80	69,5	626	s5		
		97-3/99	R				+ABS, G.Box:BE3, ABS:Bosch	<b>655-286</b>	29	25		24	90	81	33	80	350	905	s6		
	97-3/99	R				-ABS, G.Box:BE3	<b>655-284</b>		25		24	90	81	33	80	350	905	s6			

<b>406 (8B/E/F), Break, Coupe '95-'04</b>			L/R			NOTE	CIFAM ref.	ABS	A	B	C	D	E	F	H	I	L	M	Fig		
1.8 16v (81 kW) Eng. LFY(XU7JP4)		95-00		●		+ABS	<b>613-203</b>				28	74	115								
		95-00		●		+ABS	<b>607-282</b>	29	25	34	55,7	99,8	46						11a	2	
		4/99-	L				+ABS, G.Box:BE3/4, ABS:Bendix	<b>655-733</b>	48	25		24	90			80	70	627	s5		
		4/99-	R				+ABS, G.Box:BE3/4, ABS:Bendix	<b>655-734</b>	48	25		24	90	81		80	350	910	s6		
		95-3/99	L				+ABS, G.Box:BE3, ABS:Bosch	<b>655-285</b>	29	25		24	90	81	33	80	69,5	626	s5		
		95-3/99	L				-ABS, G.Box:BE3	<b>655-283</b>		25		24	90	81	33	80	69,5	626	s5		
		95-3/99	R				+ABS, G.Box:BE3, ABS:Bosch	<b>655-286</b>	29	25		24	90	81	33	80	350	905	s6		
		95-3/99	R				-ABS, G.Box:BE3	<b>655-284</b>		25		24	90	81	33	80	350	905	s6		
1.9 D (55 kW) Eng. DHW(XUD9SD/ BSD)		96-04		●		+ABS	<b>613-203</b>				28	74	115								
		96-04		●		+ABS	<b>607-282</b>	29	25	34	55,7	99,8	46						11a	2	
		4/99-	L				+ABS, G.Box:BE3/4, ABS:Bendix	<b>655-733</b>	48	25		24	90			80	70	627	s5		
		4/99-	R				+ABS, G.Box:BE3/4, ABS:Bendix	<b>655-734</b>	48	25		24	90	81		80	350	910	s6		
		96-3/99	L				+ABS, G.Box:BE3, ABS:Bosch	<b>655-285</b>	29	25		24	90	81	33	80	69,5	626	s5		
		96-3/99	L				-ABS, G.Box:BE3	<b>655-283</b>		25		24	90	81	33	80	69,5	626	s5		
		96-3/99	R				+ABS, G.Box:BE3, ABS:Bosch	<b>655-286</b>	29	25		24	90	81	33	80	350	905	s6		
		96-3/99	R				-ABS, G.Box:BE3	<b>655-284</b>		25		24	90	81	33	80	350	905	s6		
1.9 TD (66-68 kW) Eng. DHX(XUD9TE)		96-04		●		+ABS	<b>613-203</b>				28	74	115								
		96-04		●		+ABS	<b>607-292</b>	29	25	34	59	98,9	46						11a	2	
		4/99-	L				+ABS, G.Box:BE3/4, ABS:Bendix	<b>655-733</b>	48	25		24	90			80	70	627	s5		
		4/99-	R				+ABS, G.Box:BE3/4, ABS:Bendix	<b>655-734</b>	48	25		24	90	81		80	350	910	s6		
		96-3/99	L				+ABS, G.Box:BE3, ABS:Bosch	<b>655-285</b>	29	25		24	90	81	33	80	69,5	626	s5		
		96-3/99	L				-ABS, G.Box:BE3	<b>655-283</b>		25		24	90	81	33	80	69,5	626	s5		
		96-3/99	R				+ABS, G.Box:BE3, ABS:Bosch	<b>655-286</b>	29	25		24	90	81	33	80	350	905	s6		
		96-3/99	R				-ABS, G.Box:BE3	<b>655-284</b>		25		24	90	81	33	80	350	905	s6		
1.9 TD (Exc. Break) (66-68 kW) Eng. DHY(XUD9TE)		96-04		●		+ABS	<b>613-203</b>				28	74	115								
		96-04		●		+ABS	<b>607-292</b>	29	25	34	59	98,9	46						11a	2	
		4/99-	L				+ABS, G.Box:BE3/4, ABS:Bendix	<b>655-733</b>	48	25		24	90			80	70	627	s5		
		4/99-	R				+ABS, G.Box:BE3/4, ABS:Bendix	<b>655-734</b>	48	25		24	90	81		80	350	910	s6		
		96-3/99	L				+ABS, G.Box:BE3, ABS:Bosch	<b>655-288</b>	29	25		24	90	81	33	80	61,5	619	s5		
		96-3/99	L				-ABS, G.Box:BE3	<b>655-287</b>		25		24	90	81	33	80	61,5	619	s5		
		96-3/99	R				+ABS, G.Box:BE3, ABS:Bosch	<b>655-286</b>	29	25		24	90	81	33	80	350	905	s6		
		96-3/99	R				-ABS, G.Box:BE3	<b>655-284</b>		25		24	90	81	33	80	350	905	s6		




























406 (8B/E/F), Break, Coupe '95-'04		L/R			NOTE	CIFAM ref.	ABS	A	B	C	D	E	F	H	I	L	M	Fig		
2.0 16v, Coupe (97 kW) Eng. RFV(XU10J4R)		95-04		●	+ABS, M/T	<b>613-203</b>				28	74	115								
		95-04		●	+ABS, M/T	<b>607-292</b>	29	25	34	59	98,9	46						11a	2	
		4/99-	L			+ABS, G.Box:BE3/4, ABS:Bendix	<b>655-735</b>	48	25		24	90	81		80	62	622	s5		
		4/99-	R			+ABS, G.Box:BE3/4, ABS:Bendix	<b>655-734</b>	48	25		24	90	81		80	350	910	s6		
		95-3/99	L			+ABS, G.Box:BE3, ABS:Bosch	<b>655-288</b>	29	25		24	90	81	33	80	61,5	619	s5		
		95-3/99	L			-ABS, G.Box:BE3	<b>655-287</b>		25		24	90	81	33	80	61,5	619	s5		
		95-3/99	R			+ABS, G.Box:BE3, ABS:Bosch	<b>655-286</b>	29	25		24	90	81	33	80	350	905	s6		
		95-3/99	R			-ABS, G.Box:BE3	<b>655-284</b>		25		24	90	81	33	80	350	905	s6		
2.0 16v, Coupe (99 kW) Eng. RFR(DEW10J4)		99-00		●	+ABS, M/T	<b>613-203</b>				28	74	115								
		99-00		●	+ABS, M/T	<b>607-292</b>	29	25	34	59	98,9	46						11a	2	
		99-3/99	L			+ABS, G.Box:BE3, ABS:Bosch	<b>655-288</b>	29	25		24	90	81	33	80	61,5	619	s5		
		99-3/99	L			-ABS, G.Box:BE3	<b>655-287</b>		25		24	90	81	33	80	61,5	619	s5		
		99-3/99	R			+ABS, G.Box:BE3, ABS:Bosch	<b>655-286</b>	29	25		24	90	81	33	80	350	905	s6		
		99-3/99	R			-ABS, G.Box:BE3	<b>655-284</b>		25		24	90	81	33	80	350	905	s6		
2.0 HDi (66 kW) Eng. RHY(DW10TD)		99-04		●	+ABS	<b>613-506</b>				40	97	128								
		99-04		●	+ABS	<b>607-468</b>	48	25	39	58,5	100	46						11a	2	
		4/99-	L			+ABS, G.Box:BE3/4, ABS:Bendix	<b>655-735</b>	48	25		24	90	81		80	62	622	s5		
		4/99-	R			+ABS, G.Box:BE3/4, ABS:Bendix	<b>655-734</b>	48	25		24	90	81		80	350	910	s6		
2.0 HDi (80 kW) Eng. RHZ(DW10ATED)		99-01		●	+ABS, ABS: Bendix	<b>613-506</b>				40	97	128								
		99-01		●	+ABS, ABS: Bendix	<b>607-468</b>	48	25	39	58,5	100	46						11a	2	
		4/99-	L			+ABS, G.Box:BE3/4, ABS:Bendix	<b>655-735</b>	48	25		24	90	81		80	62	622	s5		
		4/99-	R			+ABS, G.Box:BE3/4, ABS:Bendix	<b>655-734</b>	48	25		24	90	81		80	350	910	s6		
		99-3/99	L			+ABS, G.Box:ML, ABS:Bosch	<b>655-291</b>	29	25		37	100	89	38,7	89	68,5	621	s3		
		99-3/99	R			+ABS, G.Box:ML, ABS:Bosch	<b>655-292</b>	29	25		37	100	89	38,7	89	362	925	s6		
2.0 HDi FAP (79 kW) Eng. RHS(DW10ATED4)		01-04		●	+ABS	<b>613-506</b>				40	97	128								
		01-04		●	+ABS	<b>607-468</b>	48	25	39	58,5	100	46						11a	2	
		01-04	L			+ABS, G.Box:ML, ABS:Bendix	<b>655-736</b>	48	25		37	100	89		89	68,5	622	s5		
		01-04	R			+ABS, G.Box:ML, ABS:Bendix	<b>655-737</b>	48	25		37	100	89		89	361	926	s6		
























































<b>407 I, SW (6D/E/C) '04-'08</b>			L/R			NOTE	CIFAM ref.	ABS	A	B	C	D	E	F	H	I	L	M	Fig		
1.8 16v (85 kW) Eng. 6FZ(EW7J4)		5/04-		•			<b>613-203</b>				28	74	115								
		5/04-		•			<b>607-469</b>		28	34	58,4	86	52,3						11a	2	
1.8 16v (92 kW) Eng. 6FY(EW7A)		05-		•			<b>613-203</b>				28	74	115								
		05-		•			<b>607-469</b>		28	34	58,4	86	52,3						11a	2	
2.0 16v (100 kW) Eng. RFN(EW10J4)		04-08		•			<b>613-203</b>				28	74	115								
		04-08		•			<b>607-469</b>		28	34	58,4	86	52,3						11a	2	
2.0 16v (103 kW) Eng. RFJ(EW10A)		05-08		•			<b>613-203</b>				28	74	115								
		05-08		•			<b>607-469</b>		28	34	58,4	86	52,3						11a	2	
2.0 HDi 16v, Coupe (100 kW) Eng. RHR(DW10BTED4)		5/04-		•			<b>613-506</b>				40	97	128								
		5/04-		•			<b>607-470</b>		28	39	58,5	100,3	52						11a	2	
		5/04-	L			M/T	<b>655-1023</b>		28		37	100	-	-	-		68	655			
		5/04-	R			M/T	<b>655-1024</b>		28		37	100	-	-	-		399	969			
2.2 16v (116 kW) Eng. 3FZ(EW12J4)		04-08		•			<b>613-490</b>				39	92	106								
		04-08		•			<b>607-719</b>		28	39	58,4	95	53,7						11a	2	
2.2 16v, Coupe (120 kW) Eng. 3FY(EW12J4)		05-08		•			<b>613-490</b>				39	92	106								
		05-08		•			<b>607-719</b>		28	39	58,4	95	53,7						11a	2	
2.2 HDi 16v (125 kW) Eng. 4HT(DW12BTED4)		06-08		•			<b>613-506</b>				40	97	128								
		06-08		•			<b>607-470</b>		28	39	58,5	100,3	52						11a	2	
2.7 HDi 24v, Coupe (150 kW) Eng. UHZ(DT17TED4)		05-08		•		A/T, 6Sp, G.Box: AM6	<b>613-490</b>				39	92	106								
		05-08		•		A/T, 6Sp, G.Box: AM6	<b>607-719</b>		28	39	58,4	95	53,7						11a	2	
3.0 V6 24v, Coupe (155 kW) Eng. XFV(ES9A)		04-		•			<b>613-490</b>				39	92	106								
		04-		•			<b>607-719</b>		28	39	58,4	95	53,7						11a	2	
<b>407 II, SW '08-</b>			L/R			NOTE	CIFAM ref.	ABS	A	B	C	D	E	F	H	I	L	M	Fig		
1.6 HDi (80 kW) Eng. 9HZ(DV6TED4)		08-		•			<b>613-203</b>				28	74	115								
		08-		•			<b>607-469</b>		28	34	58,4	86	52,3						11a	2	
1.8 16v (92 kW) Eng. 6FY(EW7A)		08-		•			<b>613-203</b>				28	74	115								
		08-		•			<b>607-469</b>		28	34	58,4	86	52,3						11a	2	
2.0 HDi (100 kW) Eng. RHR(DW10BTED4)		08-		•			<b>613-506</b>				40	97	128								
		08-		•			<b>607-470</b>		28	39	58,5	100,3	52						11a	2	


























508, SW '10-			L/R			NOTE	CIFAM ref.	ABS	A	B	C	D	E	F	H	I	L	M	Fig	
1.6 e-HDi (84 kW)		12-		•		M/T, 6Sp	613-419				25	90	107							
		12-		•		M/T, 6Sp	607-636		28	39	58,4	95	53,7						11a	2
1.6 HDi (82 kW) Eng. DV6C		10-		•		M/T, 6 Speed, G. Box: MC, EGS6	613-419				25	90	107							
		10-		•		M/T, 6 Speed, G. Box: MC, EGS6	607-636		28	39	58,4	95	53,7						11a	2
1.6 THP (115 kW) Eng. 5FV(EP6CDT)		10-		•		M/T, 6 Speed, G. Box: MC, EGS6	613-419				25	90	107							
		10-		•		M/T, 6 Speed, G. Box: MC, EGS6	607-636		28	39	58,4	95	53,7						11a	2
1.6 VTi (88 kW) Eng. 5FS(EP6C)		10-		•		M/T, 6 Speed, G. Box: MC, EGS6	613-419				25	90	107							
		10-		•		M/T, 6 Speed, G. Box: MC, EGS6	607-636		28	39	58,4	95	53,7						11a	2
2.0 HDi (100-103 kW) Eng. RHF(DW10BTED4)		10-		•		M/T, 6Sp	613-419				25	90	107							
		10-		•		M/T, 6Sp	607-636		28	39	58,4	95	53,7						11a	2
605 (6B) '89-'99			L/R			NOTE	CIFAM ref.	ABS	A	B	C	D	E	F	H	I	L	M	Fig	
2.0 (89 kW) Eng. RFZ(XU10J2Z)		89-		•		+ABS, M/T, G.Box:4HP18	613-116				23	88	101							
		89-		•		+ABS, ABS:Bosch	607-263	29	28	23	57,5	99,8	53						11a	2
		89-		•		+ABS, M/T, G.Box:4HP18	607-179	48	28	23	58,5	90	53						11a	2
		89-	L			-ABS	655-175		28		24	90	81	33	90	62	652		s3	
		89-	R			-ABS	655-174		28		24	90	81	33	90	355	937		s4	
2.0 16v (97 kW) Eng. RFV(XU10J4R)		94-		•		+ABS, M/T, G.Box:4HP18	613-116				23	88	101							
		94-		•		+ABS, ABS:Bosch	607-263	29	28	23	57,5	99,8	53						11a	2
		94-		•		+ABS, M/T, G.Box:4HP18	607-179	48	28	23	58,5	90	53						11a	2
2.0 T. (108 kW) Eng. RGX(XU10J2TE)		91-6/94	L			+ABS, G.Box:ME5T, ABS:Bosch	655-177	29	28		37	100	101	50	90	69	648		s3	
		91-6/94	R			+ABS, G.Box:ME5T, ABS:Bosch	655-176	29	28		37	100	101	50	90	365	936		s4	
2.1 D (60 kW) Eng. P9A(XUD11A)		89-		•		+ABS, M/T, G.Box:4HP18	613-116				23	88	101							
		89-		•		+ABS, M/T, G.Box:4HP18	607-179	48	28	23	58,5	90	53						11a	2
		89-95	L			-ABS	655-175		28		24	90	81	33	90	62	652		s3	
		89-95	R			-ABS	655-174		28		24	90	81	33	90	355	937		s4	
2.1 TD 12v (80 kW) Eng. P8C(XUD11BTE)		94-99		•		+ABS	613-147				26	95	104							
		94-99		•		+ABS, ABS:Bendix	607-180	48	28	27	59,1	100	53						11a	2
		94-99		•		+ABS, ABS:Bosch	607-264	29	28	27	59	99,8	53						11a	2

<b>605 (6B) '89-'99</b>			L/R			NOTE	CIFAM ref.	ABS	A	B	C	D	E	F	H	I	L	M	Fig	
2.1 TD 12v (80 kW) Eng. PHZ(XUD11ATE)		89-		●		+ABS	<b>613-147</b>				26	95	104							
		89-		●		+ABS, ABS:Bendix	<b>607-180</b>	48	28	27	59,1	100	53					11a	2	
		89-		●			+ABS, ABS:Bosch	<b>607-264</b>	29	28	27	59	99,8	53					11a	2
		89-6/94	L				+ABS, ABS:Bosch	<b>655-177</b>	29	28		37	100	101	50	90	69	648	s3	
		89-6/94	R				+ABS, ABS:Bosch	<b>655-176</b>	29	28		37	100	101	50	90	365	936	s4	
3.0 V6 12v (123 kW) Eng. UFZ(ZPJ)		89-		●		+ABS, G.Box:M5T	<b>613-147</b>				26	95	104							
		89-		●		+ABS, G.Box:M5T, ABS:Bendix	<b>607-180</b>	48	28	27	59,1	100	53						11a	2
		89-		●			+ABS, G.Box:M5T, ABS:Bosch	<b>607-264</b>	29	28	27	59	99,8	53					11a	2
		89-6/94	L				+ABS, G.Box:ME5T, ABS:Bosch	<b>655-177</b>	29	28		37	100	101	50	90	69	648	s3	
		89-6/94	R				+ABS, G.Box:ME5T, ABS:Bosch	<b>655-176</b>	29	28		37	100	101	50	90	365	936	s4	
3.0 V6 24v (147 kW) Eng. UKZ(ZPJ4Z)		89-		●		+ABS	<b>613-147</b>				26	95	104							
		89-		●		+ABS, ABS:Bendix	<b>607-180</b>	48	28	27	59,1	100	53						11a	2
		89-		●			+ABS, ABS:Bosch	<b>607-264</b>	29	28	27	59	99,8	53					11a	2
		89-6/94	L				+ABS, ABS:Bosch	<b>655-177</b>	29	28		37	100	101	50	90	69	648	s3	
		89-6/94	R				+ABS, ABS:Bosch	<b>655-176</b>	29	28		37	100	101	50	90	365	936	s4	
<b>607 (9D) '00-</b>			L/R			NOTE	CIFAM ref.	ABS	A	B	C	D	E	F	H	I	L	M	Fig	
2.2 16v (116 kW) Eng. 3FZ(EW12J4)		00-		●		M/T	<b>613-506</b>				40	97	128							
		00-		●		M/T	<b>607-470</b>		28	39	58,5	100,3	52						11a	2
2.2 16v (120 kW) Eng. 3FY(EW12J4)		05-		●		M/T	<b>613-506</b>				40	97	128							
		05-		●		M/T	<b>607-470</b>		28	39	58,5	100,3	52						11a	2
2.7 HDi 24v (150 kW) Eng. UHZ(DT17TED4)		05-08		●		Ch -11045	<b>613-490</b>				39	92	106							
		05-08		●		Ch -11045	<b>607-719</b>		28	39	58,4	95	53,7						11a	2
3.0 V6 24v (155 kW) Eng. Xfv(ES9A)		05-08		●		Ch -11045	<b>613-490</b>				39	92	106							
		05-08		●		Ch -11045	<b>607-719</b>		28	39	58,4	95	53,7						11a	2
<b>806 (221) '94-'02</b>			L/R			NOTE	CIFAM ref.	ABS	A	B	C	D	E	F	H	I	L	M	Fig	
1.8 (73 kW) Eng. LFW(XU7JP)		95-		●		+ABS	<b>613-170</b>				25	86	96							
		95-		●		+ABS	<b>607-222</b>	48	27	34	58,6	89,9	49						11	2
		95-	L				+ABS, G.Box:BE3/5	<b>655-140</b>	48	27		24	90	81	33	82	62	647	s3	
		95-	L				-ABS, G.Box:BE3/5	<b>655-138</b>		27		24	90	81	33	82	62	647	s3	
		95-	R				+ABS, G.Box:BE3/5	<b>655-141</b>	48	27		24	90	81	33	82	350	936	s4	
		95-	R				-ABS, G.Box:BE3/5	<b>655-139</b>		27		24	90	81	33	82	350	936	s4	













806 (221) '94-'02		L/R			NOTE	CIFAM ref.	ABS	A	B	C	D	E	F	H	I	L	M	Fig		
1.9 TD (66-68 kW) Eng. DHX(XUD9TE)		95-		●	+ABS	613-172				28	95	85								
		95-		●	+ABS	607-224	48	27	39	59	100,45	49,5						11	2	
		95-	L			G.Box:ME5K	655-142		27		37	100	89	38,7	82	68,5	642	s3		
		95-	L			+ABS, G.Box:ME5K	655-144	48	27		37	100	89	38,7	82	68,5	641	s3		
		95-	R			G.Box:ME5K	655-143		27		37	100	89	38,7	82	369	942	s4		
		95-	R			+ABS, G.Box:ME5K	655-145	48	27		37	100	89	38,7	82	369	942	s4		
1.9 TD (66-68 kW) Eng. DHY(XUD9TE)		97-		●	+ABS	613-172				28	95	85								
		97-		●	+ABS	607-224	48	27	39	59	100,45	49,5						11	2	
		97-	L			+ABS, G.Box:ME5K	655-144	48	27		37	100	89	38,7	82	68,5	641	s3		
		97-	L			-ABS, G.Box:ME5K	655-142		27		37	100	89	38,7	82	68,5	642	s3		
		97-	R			+ABS, G.Box:ME5K	655-145	48	27		37	100	89	38,7	82	369	942	s4		
		97-	R			-ABS, G.Box:ME5K	655-143		27		37	100	89	38,7	82	369	942	s4		
2.0 (89 kW) Eng. RFU(XU10J2)		9/94-		●	+ABS	613-170				25	86	96								
		9/94-		●	+ABS	607-222	48	27	34	58,6	89,9	49						11	2	
		94-	L			+ABS, G.Box:BE3/5	655-140	48	27		24	90	81	33	82	62	647	s3		
		94-	L			-ABS, G.Box:BE3/5	655-138		27		24	90	81	33	82	62	647	s3		
		94-	R			+ABS, G.Box:BE3/5	655-141	48	27		24	90	81	33	82	350	936	s4		
94-	R			-ABS, G.Box:BE3/5	655-139		27		24	90	81	33	82	350	936	s4				
2.0 16v (100 kW) Eng. RFN(EW10J4)		00-		●	+ABS	613-170				25	86	96								
		00-		●	+ABS	607-222	48	27	34	58,6	89,9	49						11	2	
2.0 16v (97 kW) Eng. RFV(XU10J4R)		98-		●	+ABS	613-170				25	86	96								
		98-		●	+ABS	607-222	48	27	34	58,6	89,9	49						11	2	
2.0 HDi, 16v (80 kW) Eng. RHW/ RHZ(DW10ATED4)		99-02		●	+ABS	613-375				22	82	126								
		99-02		●	+ABS	607-546	48	27	39	58	100,3	50						11	2	
		99-02	L			+ABS, M/T	655-144	48	27		37	100	89	38,7	82	68,5	641	s3		
		99-02	R			+ABS, M/T	655-145	48	27		37	100	89	38,7	82	369	942	s4		
2.0 T. (108 kW) Eng. RGX(XU10J2TE)		94-		●	+ABS	613-172				28	95	85								
		94-		●	+ABS	607-224	48	27	39	59	100,45	49,5						11	2	
		9/94-	L			+ABS, G.Box:ME5K	655-144	48	27		37	100	89	38,7	82	68,5	641	s3		
		9/94-	L			-ABS, G.Box:ME5K	655-142		27		37	100	89	38,7	82	68,5	642	s3		
		9/94-	R			+ABS, G.Box:ME5K	655-145	48	27		37	100	89	38,7	82	369	942	s4		
		9/94-	R			-ABS, G.Box:ME5K	655-143		27		37	100	89	38,7	82	369	942	s4		



















## PEUGEOT

507








<b>806 (221) '94-'02</b>			L/R			NOTE	CIFAM ref.	ABS	A	B	C	D	E	F	H	I	L	M	Fig		
2.1 TD 12v (80 kW) Eng. PHZ/ P8C(XUD11ATE/ BTE)		96-99		•		+ABS	<b>613-172</b>				28	95	85								
		96-99		•		+ABS	<b>607-224</b>	48	27	39	59	100,45	49,5					11	2		
		96-99	L				+ABS, G.Box:ME5K	<b>655-144</b>	48	27		37	100	89	38,7	82	68,5	641	s3		
		96-99	L				-ABS, G.Box:ME5K	<b>655-142</b>		27		37	100	89	38,7	82	68,5	642	s3		
		96-99	R				+ABS, G.Box:ME5K	<b>655-145</b>	48	27		37	100	89	38,7	82	369	942	s4		
		96-99	R				-ABS, G.Box:ME5K	<b>655-143</b>		27		37	100	89	38,7	82	369	942	s4		
<b>807 (E) '02-</b>			L/R			NOTE	CIFAM ref.	ABS	A	B	C	D	E	F	H	I	L	M	Fig		
2.0 HDi FAP (79-80 kW) Eng. RHW/ RHT/ RHM(DW10ATED4)		02-		•		Vett 9920-	<b>613-342</b>				26	86	138								
		02-		•		Vett 9920-	<b>607-494</b>		27	28	58	92	49					11	1		
		02-	L				M/T	<b>655-831</b>		27	37		92	89,4		81	68,5	647	s3		
		02-	R				M/T	<b>655-832</b>		27	37		92	89,4		81	369	965	s4		
2.2 HDi (94-98 kW) Eng. 4HX(DW12TED4-FAP)		02-		•			<b>613-203</b>				28	74	115								
		02-		•			<b>607-469</b>		28	34	58,4	86	52,3					11a	2		
<b>Rcz '10-</b>			L/R			NOTE	CIFAM ref.	ABS	A	B	C	D	E	F	H	I	L	M	Fig		
1.6 16v THP (115 kW) Eng. 5FV(EP6CDT)		10-		•		6 Sp, G. Box: MC	<b>613-511</b>				34,9	84	119								
		10-		•		6 Sp, G. Box: MC	<b>607-675</b>		25	34	58,5	86	46,5					11a	2		
1.6 16v THP (147 kW) Eng. 5FV(EP6CDTX)		10-		•		6 Sp, G. Box: MC	<b>613-511</b>				34,9	84	119								
		10-		•		6 Sp, G. Box: MC	<b>607-675</b>		25	34	58,5	86	46,5					11a	2		
2.0 HDi (120 kW) Eng. 5HH(DW10CTED4)		10-		•		6 Sp, G. Box: ML	<b>613-483</b>				25	90	107								
		10-		•		6 Sp, G. Box: ML	<b>607-711</b>		25	39	58,4	94,9	88,7					11a	2		










## PEUGEOT LCV










<b>205 Van '87-</b>			L/R			NOTE	CIFAM ref.	ABS	A	B	C	D	E	F	H	I	L	M	Fig	
1.8 D (44 kW) Eng. 161A(XUD7)		94-		•			<b>613-054</b>				20	82	105							
		94-		•			<b>607-063</b>		21	22	56	84	51					3	2	
<b>207 Van '07-</b>			L/R			NOTE	CIFAM ref.	ABS	A	B	C	D	E	F	H	I	L	M	Fig	
1.4 HDi (50 kW) Eng. 8HZ(DV4TD)		09-		•			<b>613-315</b>				31	75	115							
		09-		•			<b>607-456</b>		25	22	58,7	79,5	47,7					11a	2	
1.6 HDi (66 kW) Eng. 9HX(DV6ATED4)		07-		•			<b>613-504</b>				34,9	84	119							
		07-		•		+ABS	<b>607-585</b>	48	25	34	58,5	86	46,5					11a	2	















<b>Bipper (AA) '08-</b>			L/R			NOTE	CIFAM ref.	ABS	A	B	C	D	E	F	H	I	L	M	Fig	
1.3 HDi (55 kW) Eng. FHZ(F13DTE5)		10-5/12		●			<b>613-287</b>				25	78	130							
		10-5/12		●			<b>607-449</b>		25	24	51	84	46					4	1	
1.4 (54 kW) Eng. KfV(TU3A)		08-	L	●			<b>613-420</b>				23	78	90							
		08-	R	●			<b>613-428</b>				31	75	115							
		08-	L	●			<b>607-637</b>		22	22	51	79,1	39,8						4a	1
		08-	R	●			<b>607-648</b>		22	22	51	79,1	39,8						4a	1
1.4 HDi (50 kW) Eng. 8HS(DV4TED)		08-		●			<b>613-542</b>				20	68	100							
		08-		●			<b>607-740</b>		25	22	50,9	79	46,2					4	1	
<b>Boxer I (230) '94-'02</b>			L/R			NOTE	CIFAM ref.	ABS	A	B	C	D	E	F	H	I	L	M	Fig	
1.9 D (50 kW) Eng. DJY(XUD9A)		99-02		●		+ABS	<b>613-022</b>				24	95	150							
		99-02		●		+ABS, Ch -5235557	<b>613-109</b>				33	111	93							
		99-02		●		+ABS, Ch 5235558-	<b>613-502</b>				33	110	160							
		99-02		●		+ABS	<b>607-120</b>		54	28	39	62,9	100,4	60					4	2
		99-02		●		+ABS, Ch -5235557	<b>607-132</b>		54	35	45	70	115,3	63					11	2
		99-02		●		+ABS, Ch 5235558-	<b>607-236</b>		54	35	45	70	113,6	63					11	2
		99-02	L				+ABS, G.Box:ME5T	<b>655-084</b>	54	28		37	98	89	38,7	112	68,5	770	s3	
		99-02	L				+ABS, Ch -5235557, G.Box:MG5TQ	<b>655-158</b>	54	35		41	115	104	50	117	70	762	s3	
		99-02	L				+ABS, Ch 5235558-, G.Box:MG5T	<b>655-160</b>	54	35		41	115	104	50	117	70	762	s3	
		99-02	R				+ABS, G.Box:ME5T	<b>655-085</b>	54	28		37	98	89	38,7	112	369	1070	s6	
		99-02	R				+ABS, Ch -5235557, G.Box:MG5TQ	<b>655-159</b>	54	35		41	115	104	50	117	391	1084	s6	
			99-02	R			+ABS, Ch 5235558-, G.Box:MG5T	<b>655-161</b>	54	35		41	115	104	50	117	391	1084	s6	
1.9 D (51 kW) Eng. D8C(XUD9AU)		1/94-02		●		+ABS	<b>613-022</b>				24	95	150							
		1/94-02		●		+ABS, Ch -5235557	<b>613-109</b>				33	111	93							
		1/94-02		●		+ABS, Ch 5235558-	<b>613-502</b>				33	110	160							
		1/94-02		●		+ABS	<b>607-120</b>		54	28	39	62,9	100,4	60					4	2
		1/94-02		●		+ABS, Ch -5235557	<b>607-132</b>		54	35	45	70	115,3	63					11	2
		1/94-02		●		+ABS, Ch 5235558-	<b>607-236</b>		54	35	45	70	113,6	63					11	2
		1/94-02	L				+ABS, G.Box:ME5T	<b>655-084</b>	54	28		37	98	89	38,7	112	68,5	770	s3	
		1/94-02	L				+ABS, Ch -5235557, G.Box:MG5TQ	<b>655-158</b>	54	35		41	115	104	50	117	70	762	s3	
		1/94-02	L				+ABS, Ch 5235558-, G.Box:MG5T	<b>655-160</b>	54	35		41	115	104	50	117	70	762	s3	
		1/94-02	R				+ABS, G.Box:ME5T	<b>655-085</b>	54	28		37	98	89	38,7	112	369	1070	s6	
		1/94-02	R			+ABS, Ch -5235557, G.Box:MG5TQ	<b>655-159</b>	54	35		41	115	104	50	117	391	1084	s6		
		1/94-02	R			+ABS, Ch 5235558-, G.Box:MG5T	<b>655-161</b>	54	35		41	115	104	50	117	391	1084	s6		



























Boxer I (230) '94-'02		L/R			NOTE	CIFAM ref.	ABS	A	B	C	D	E	F	H	I	L	M	Fig		
1.9 TD, 4WD (66-68 kW) Eng. DHY(XUD9TE)		1/94-02	●		+ABS	613-022				24	95	150								
		1/94-02	●		+ABS, Ch -5235557	613-109				33	111	93								
		1/94-02	●		+ABS, Ch 5235558-	613-502				33	110	160								
	1.9 TD, 4WD (68 kW) Eng. D8C(XUD9UTF)		1/94-02	●		+ABS	607-120	54	28	39	62,9	100,4	60					4	2	
			1/94-02	●		+ABS, Ch -5235557	607-132	54	35	45	70	115,3	63					11	2	
			1/94-02	●		+ABS, Ch 5235558-	607-236	54	35	45	70	113,6	63					11	2	
		1.9 TD, 4WD (68 kW) Eng. D8C(XUD9UTF)		1/94-02	L		+ABS, G.Box:ME5T	655-084	54	28		37	98	89	38,7	112	68,5	770	s3	
				1/94-02	L		+ABS, Ch -5235557, G.Box:MG5TQ	655-158	54	35		41	115	104	50	117	70	762	s3	
				1/94-02	L		+ABS, Ch 5235558-, G.Box:MG5T	655-160	54	35		41	115	104	50	117	70	762	s3	
				1/94-02	R		+ABS, G.Box:ME5T	655-085	54	28		37	98	89	38,7	112	369	1070	s6	
				1/94-02	R		+ABS, Ch -5235557, G.Box:MG5TQ	655-159	54	35		41	115	104	50	117	391	1084	s6	
				1/94-02	R		+ABS, Ch 5235558-, G.Box:MG5T	655-161	54	35		41	115	104	50	117	391	1084	s6	
1.9 TD, 4WD (68 kW) Eng. D8C(XUD9UTF)				1/94-02	●		+ABS	613-022				24	95	150						
				1/94-02	●		+ABS, Ch -5235557	613-109				33	111	93						
				1/94-02	●		+ABS, Ch 5235558-	613-502				33	110	160						
	1/94-02			●		+ABS	607-120	54	28	39	62,9	100,4	60						4	2
	1/94-02			●		+ABS, Ch -5235557	607-132	54	35	45	70	115,3	63						11	2
	1/94-02			●		+ABS, Ch 5235558-	607-236	54	35	45	70	113,6	63						11	2






























Boxer I (230) '94-'02			L/R			NOTE	CIFAM ref.	ABS	A	B	C	D	E	F	H	I	L	M	Fig		
2.0 HDi (62 kW) Eng. RHV(DW10UTD)		01-02		●		+ABS	<b>613-022</b>				24	95	150								
		01-02		●		+ABS, Ch -5235557	<b>613-109</b>				33	111	93								
		01-02		●		+ABS, Ch 5235558-	<b>613-502</b>				33	110	160								
		01-02		●		+ABS	<b>607-120</b>	54	28	39	62,9	100,4	60						4	2	
		01-02		●		+ABS, Ch -5235557	<b>607-132</b>	54	35	45	70	115,3	63						11	2	
		01-02		●		+ABS, Ch 5235558-	<b>607-236</b>	54	35	45	70	113,6	63						11	2	
		01-02	L				+ABS, G.Box:ME5T	<b>655-084</b>	54	28		37	98	89	38,7	112	68,5	770	s3		
		01-02	L				+ABS, Ch -5235557, G.Box:MG5TQ	<b>655-158</b>	54	35		41	115	104	50	117	70	762	s3		
		01-02	L				+ABS, Ch 5235558-, G.Box:MG5T	<b>655-160</b>	54	35		41	115	104	50	117	70	762	s3		
		01-02	R				+ABS, G.Box:ME5T	<b>655-085</b>	54	28		37	98	89	38,7	112	369	1070	s6		
		01-02	R				+ABS, Ch -5235557, G.Box:MG5TQ	<b>655-159</b>	54	35		41	115	104	50	117	391	1084	s6		
	2.0, 4WD (80 kW) Eng. RFW(XU10J2/ C)		1/94-02		●		+ABS	<b>613-022</b>				24	95	150							
1/94-02				●		+ABS, Ch -5235557	<b>613-109</b>				33	111	93								
1/94-02				●		+ABS, Ch 5235558-	<b>613-502</b>				33	110	160								
		1/94-02		●		+ABS	<b>607-120</b>	54	28	39	62,9	100,4	60						4	2	
		1/94-02		●		+ABS, Ch -5235557	<b>607-132</b>	54	35	45	70	115,3	63						11	2	
		1/94-02		●		+ABS, Ch 5235558-	<b>607-236</b>	54	35	45	70	113,6	63						11	2	
		1/94-02	L				+ABS, G.Box:ME5T	<b>655-084</b>	54	28		37	98	89	38,7	112	68,5	770	s3		
		1/94-02	L				+ABS, Ch -5235557, G.Box:MG5TQ	<b>655-158</b>	54	35		41	115	104	50	117	70	762	s3		
		1/94-02	L				+ABS, Ch 5235558-, G.Box:MG5T	<b>655-160</b>	54	35		41	115	104	50	117	70	762	s3		
		1/94-02	R				+ABS, G.Box:ME5T	<b>655-085</b>	54	28		37	98	89	38,7	112	369	1070	s6		
		1/94-02	R				+ABS, Ch -5235557, G.Box:MG5TQ	<b>655-159</b>	54	35		41	115	104	50	117	391	1084	s6		
		1/94-02	R				+ABS, Ch 5235558-, G.Box:MG5T	<b>655-161</b>	54	35		41	115	104	50	117	391	1084	s6		
	94-02	L				+ABS, G.Box:MG5, 10-14Q	<b>655-086</b>	54	28		41	98	89	38,7	112	70	756	s3			
	94-02	L				-ABS, G.Box:MG5, 10-14Q	<b>655-815</b>		28	41		98	89	38,7	112	70	756	s3			
94-02	R				+ABS, G.Box:MG5, 10-14Q	<b>655-087</b>	54	28		41	98	89	38,7	112	391	1077	s6				
94-02	R				-ABS, G.Box:MG5, 10-14Q	<b>655-816</b>		28	41		98	89	38,7	112	391	1077	s4				





















Boxer I (230) '94-'02		L/R			NOTE	CIFAM ref.	ABS	A	B	C	D	E	F	H	I	L	M	Fig		
2.5 D, 4WD (63 kW) Eng. T9A(DJ5)		1/94-02		●	+ABS	<b>613-022</b>				24	95	150								
		1/94-02		●	+ABS, Ch -5235557	<b>613-109</b>				33	111	93								
		1/94-02		●	+ABS, Ch 5235558-	<b>613-502</b>				33	110	160								
		1/94-02		●	+ABS	<b>607-120</b>	54	28	39	62,9	100,4	60						4	2	
		1/94-02		●	+ABS, Ch -5235557	<b>607-132</b>	54	35	45	70	115,3	63						11	2	
		1/94-02		●	+ABS, Ch 5235558-	<b>607-236</b>	54	35	45	70	113,6	63						11	2	
		1/94-02	L			+ABS, G.Box:ME5T	<b>655-084</b>	54	28		37	98	89	38,7	112	68,5	770	s3		
		1/94-02	L			+ABS, Ch -5235557, G.Box:MG5TQ	<b>655-158</b>	54	35		41	115	104	50	117	70	762	s3		
		1/94-02	L			+ABS, Ch 5235558-, G.Box:MG5T	<b>655-160</b>	54	35		41	115	104	50	117	70	762	s3		
		1/94-02	R			+ABS, G.Box:ME5T	<b>655-085</b>	54	28		37	98	89	38,7	112	369	1070	s6		
		1/94-02	R			+ABS, Ch -5235557, G.Box:MG5TQ	<b>655-159</b>	54	35		41	115	104	50	117	391	1084	s6		
		1/94-02	R			+ABS, Ch 5235558-, G.Box:MG5T	<b>655-161</b>	54	35		41	115	104	50	117	391	1084	s6		
		94-02	L			+ABS, G.Box:MG5, 10-14Q	<b>655-086</b>	54	28		41	98	89	38,7	112	70	756	s3		
		94-02	L			-ABS, G.Box:MG5, 10-14Q	<b>655-815</b>		28	41		98	89	38,7	112	70	756	s3		
		94-02	R			+ABS, G.Box:MG5, 10-14Q	<b>655-087</b>	54	28		41	98	89	38,7	112	391	1077	s6		
94-02	R			-ABS, G.Box:MG5, 10-14Q	<b>655-816</b>		28	41		98	89	38,7	112	391	1077	s4				
2.5 TD, 4WD (76-95 kW) Eng. T8A(DJ5T)		1/94-02		●	+ABS	<b>613-022</b>				24	95	150								
		1/94-02		●	+ABS, Ch -5235557	<b>613-109</b>				33	111	93								
		1/94-02		●	+ABS, Ch 5235558-	<b>613-502</b>				33	110	160								
		1/94-02		●	+ABS	<b>607-120</b>	54	28	39	62,9	100,4	60						4	2	
		1/94-02		●	+ABS, Ch -5235557	<b>607-132</b>	54	35	45	70	115,3	63						11	2	
		1/94-02		●	+ABS, Ch 5235558-	<b>607-236</b>	54	35	45	70	113,6	63						11	2	
		1/94-02	L			+ABS, G.Box:MG5T	<b>655-086</b>	54	28		41	98	89	38,7	112	70	756	s3		
		1/94-02	L			+ABS, Ch -5235557, G.Box:MG5TQ	<b>655-158</b>	54	35		41	115	104	50	117	70	762	s3		
		1/94-02	L			+ABS, Ch 5235558-, G.Box:MG5T	<b>655-160</b>	54	35		41	115	104	50	117	70	762	s3		
		1/94-02	R			+ABS, G.Box:MG5T	<b>655-087</b>	54	28		41	98	89	38,7	112	391	1077	s6		
		1/94-02	R			+ABS, Ch -5235557, G.Box:MG5TQ	<b>655-159</b>	54	35		41	115	104	50	117	391	1084	s6		
		1/94-02	R			+ABS, Ch 5235558-, G.Box:MG5T	<b>655-161</b>	54	35		41	115	104	50	117	391	1084	s6		
		94-02	L			+ABS, G.Box:MG5, 10-14Q	<b>655-086</b>	54	28		41	98	89	38,7	112	70	756	s3		
		94-02	L			-ABS, G.Box:MG5, 10-14Q	<b>655-815</b>		28	41		98	89	38,7	112	70	756	s3		
		94-02	R			+ABS, G.Box:MG5, 10-14Q	<b>655-087</b>	54	28		41	98	89	38,7	112	391	1077	s6		
94-02	R			-ABS, G.Box:MG5, 10-14Q	<b>655-816</b>		28	41		98	89	38,7	112	391	1077	s4				

<b>Boxer I (230) '94-'02</b>			L/R			NOTE	CIFAM ref.	ABS	A	B	C	D	E	F	H	I	L	M	Fig	
2.5 TDi, 4WD (79 kW) Eng. THX(DJ5TED)		97-02		●		+ABS	<b>613-022</b>				24	95	150							
		97-02		●		+ABS, Ch -5235557	<b>613-109</b>				33	111	93							
		97-02		●		+ABS, Ch 5235558-	<b>613-502</b>				33	110	160							
		97-02		●		+ABS	<b>607-120</b>	54	28	39	62,9	100,4	60						4	2
		97-02		●		+ABS, Ch -5235557	<b>607-132</b>	54	35	45	70	115,3	63						11	2
		97-02		●		+ABS, Ch 5235558-	<b>607-236</b>	54	35	45	70	113,6	63						11	2
		97-02	L				+ABS, G.Box:ME5T	<b>655-084</b>	54	28		37	98	89	38,7	112	68,5	770	s3	
		97-02	L				+ABS, Ch -5235557, G.Box:MG5TQ	<b>655-158</b>	54	35		41	115	104	50	117	70	762	s3	
		97-02	L				+ABS, Ch 5235558-, G.Box:MG5T	<b>655-160</b>	54	35		41	115	104	50	117	70	762	s3	
		97-02	L				+ABS, G.Box:MG5, 10-14Q	<b>655-086</b>	54	28		41	98	89	38,7	112	70	756	s3	
		97-02	L				-ABS, G.Box:MG5, 10-14Q	<b>655-815</b>		28	41		98	89	38,7	112	70	756	s3	
		97-02	R				+ABS, G.Box:ME5T	<b>655-085</b>	54	28		37	98	89	38,7	112	369	1070	s6	
		97-02	R				+ABS, Ch -5235557, G.Box:MG5TQ	<b>655-159</b>	54	35		41	115	104	50	117	391	1084	s6	
	2.8 HDi, 4WD (93-94 kW) Eng. 8140.43S		00-02		●		+ABS	<b>613-022</b>				24	95	150						
			00-02		●		+ABS, Ch -5235557	<b>613-109</b>				33	111	93						
00-02				●		+ABS, Ch 5235558-	<b>613-502</b>				33	110	160							
		00-02		●		+ABS	<b>607-120</b>	54	28	39	62,9	100,4	60						4	2
	00-02		●		+ABS, Ch -5235557	<b>607-132</b>	54	35	45	70	115,3	63						11	2	
	00-02		●		+ABS, Ch 5235558-	<b>607-236</b>	54	35	45	70	113,6	63						11	2	
	00-02	L				+ABS, G.Box:ME5T	<b>655-084</b>	54	28		37	98	89	38,7	112	68,5	770	s3		
	00-02	L				+ABS, Ch -5235557, G.Box:MG5TQ	<b>655-158</b>	54	35		41	115	104	50	117	70	762	s3		
	00-02	L				+ABS, Ch 5235558-, G.Box:MG5T	<b>655-160</b>	54	35		41	115	104	50	117	70	762	s3		
	00-02	R				+ABS, G.Box:ME5T	<b>655-085</b>	54	28		37	98	89	38,7	112	369	1070	s6		
	00-02	R				+ABS, Ch -5235557, G.Box:MG5TQ	<b>655-159</b>	54	35		41	115	104	50	117	391	1084	s6		
						+ABS, Ch 5235558-, G.Box:MG5T	<b>655-161</b>	54	35		41	115	104	50	117	391	1084	s6		
<b>Boxer II (244) '02-'06</b>			L/R			NOTE	CIFAM ref.	ABS	A	B	C	D	E	F	H	I	L	M	Fig	
2.0 (81 kW) Eng. RFL(XU10J2U)		4/02-		●		+ABS, 11-15Q	<b>613-022</b>				24	95	150							
		4/02-		●		+ABS, 18Q	<b>613-502</b>				33	110	160							
		4/02-		●		+ABS, 11-15Q	<b>607-120</b>	54	28	39	62,9	100,4	60						4	2
		4/02-		●		+ABS, 18Q	<b>607-236</b>	54	35	45	70	113,6	63						11	2










































Boxer III '06-		L/R			NOTE	CIFAM ref.	ABS	A	B	C	D	E	F	H	I	L	M	Fig		
3.0 HDi (115 kW) Eng. F1AE0481D		06-		•		613-489				30,5	104	125								
		06-		•		607-718		35	29	71,4	105,9	59						4	2	
<b>Expert I (222,223,224) '96-'06</b>		L/R			NOTE	CIFAM ref.	ABS	A	B	C	D	E	F	H	I	L	M	Fig		
1.6 (58 kW) Eng. 220A2.000		96-		•	+ABS	613-170				25	86	96								
		96-		•	+ABS	607-222	48	27	34	58,6	89,9	49						11	2	
		96-	L			+ABS, G.Box:BE3	655-140	48	27		24	90	81	33	82	62	647	s3		
		96-	L			-ABS, G.Box:BE3	655-138		27		24	90	81	33	82	62	647	s3		
		96-	R			+ABS, G.Box:BE3	655-141	48	27		24	90	81	33	82	350	936	s4		
		96-	R			-ABS, G.Box:BE3	655-139		27		24	90	81	33	82	350	936	s4		
1.9 D (48-51 kW) Eng. D9B/ C(XUD9/ AU/ Y)		96-		•	+ABS	613-170				25	86	96								
		96-		•	+ABS	607-222	48	27	34	58,6	89,9	49						11	2	
		96-	L			+ABS, G.Box:BE3	655-140	48	27		24	90	81	33	82	62	647	s3		
		96-	L			-ABS, G.Box:BE3	655-138		27		24	90	81	33	82	62	647	s3		
		96-	R			+ABS, G.Box:BE3	655-141	48	27		24	90	81	33	82	350	936	s4		
		96-	R			-ABS, G.Box:BE3	655-139		27		24	90	81	33	82	350	936	s4		
1.9 D (51 kW) Eng. WJZ(DW8)		98-		•	+ABS	613-170				25	86	96								
		98-		•	+ABS	607-222	48	27	34	58,6	89,9	49						11	2	
		98-	L			G.Box:BE3	655-138		27		24	90	81	33	82	62	647	s3		
		98-	L			+ABS, G.Box:BE3	655-140	48	27		24	90	81	33	82	62	647	s3		
		98-	R			G.Box:BE3	655-139		27		24	90	81	33	82	350	936	s4		
		98-	R			+ABS, G.Box:BE3	655-141	48	27		24	90	81	33	82	350	936	s4		
1.9 TD (66-68 kW) Eng. DHX(XUD9TE)		96-		•	+ABS	613-172				28	95	85								
		96-		•	+ABS	607-224	48	27	39	59	100,45	49,5						11	2	
		96-	L			G.Box:ME5K	655-142		27		37	100	89	38,7	82	68,5	642	s3		
		96-	L			+ABS, G.Box:ME5K	655-144	48	27		37	100	89	38,7	82	68,5	641	s3		
		96-	R			G.Box:ME5K	655-143		27		37	100	89	38,7	82	369	942	s4		
		96-	R			+ABS, G.Box:ME5K	655-145	48	27		37	100	89	38,7	82	369	942	s4		
2.0 16v (100 kW) Eng. RFN(EW10J4)		00-06		•	+ABS	613-170				25	86	96								
		00-06		•	+ABS	607-222	48	27	34	58,6	89,9	49						11	2	
2.0 HDi (69 kW) Eng. RHX(DW10BTED)		00-		•	+ABS	613-375				22	82	126								
		00-		•	+ABS	607-546	48	27	39	58	100,3	50						11	2	

<b>Expert I (222,223,224) '96-'06</b>			L/R			NOTE	CIFAM ref.	ABS	A	B	C	D	E	F	H	I	L	M	Fig	
2.0 HDi, 16v (80 kW) Eng. RHW/ RHZ(DW10ATED4)		00-06		•		+ABS	613-375				22	82	126							
		00-06		•		+ABS	607-546	48	27	39	58	100,3	50					11	2	
		00-06	L				+ABS, M/T	655-144	48	27		37	100	89	38,7	82	68,5	641	s3	
		00-06	R				+ABS, M/T	655-145	48	27		37	100	89	38,7	82	369	942	s4	
<b>Expert II Tepee (VF3V) '07-</b>			L/R			NOTE	CIFAM ref.	ABS	A	B	C	D	E	F	H	I	L	M	Fig	
2.0 HDi (88 kW) Eng. RHK(DW10UTED4)		07-		•			613-419				25	90	107							
		07-		•			607-636		28	39	58,4	95	53,7					11a	2	
2.0 HDi 16v (100 kW) Eng. RHR(DW10BTED4)		07-		•			613-419				25	90	107							
		07-		•			607-636		28	39	58,4	95	53,7					11a	2	
<b>J5 (280/290) '81-</b>			L/R			NOTE	CIFAM ref.	ABS	A	B	C	D	E	F	H	I	L	M	Fig	
1.8 (51 kW) Eng. 169B(XM7T)		83-88		•			613-022				24	95	150							
		83-88		•			607-020		28	27	62,9	100	60					4	2	
		83-88	L					655-082		28		25	98	100	50	112	69	693	s5	
		83-88	R					655-129		28		25	98	100	50	112	387	1070	s6	
1.9 D (51 kW) Eng. D9B(XUD9/ A/ Y)		90-	L				655-082		28		25	98	100	50	112	69	693	s5		
		90-	R				655-083		28			98		50	112		1064	s5		
2.0 (55 kW) Eng. 170B/ XN1T		81-90		•			613-022				24	95	150							
		81-90		•			607-020		28	27	62,9	100	60					4	2	
		81-90	L					655-082		28		25	98	100	50	112	69	693	s5	
		81-90	R					655-129		28		25	98	100	50	112	387	1070	s6	
2.0 (58 kW) Eng. 170A/ B(XN1P/ T)		83-90		•			613-022				24	95	150							
		83-90		•			607-020		28	27	62,9	100	60					4	2	
		83-90	L					655-082		28		25	98	100	50	112	69	693	s5	
		83-90	R					655-129		28		25	98	100	50	112	387	1070	s6	
2.0 (62 kW) Eng. 170D(XN1TACP)		90-		•			613-022				24	95	150							
		90-		•			607-020		28	27	62,9	100	60					4	2	
		90-	L					655-082		28		25	98	100	50	112	69	693	s5	
		90-	R					655-129		28		25	98	100	50	112	387	1070	s6	











<b>J5 (280/290) '81-</b>			L/R			NOTE	CIFAM ref.	ABS	A	B	C	D	E	F	H	I	L	M	Fig		
2.5 D, 4WD (54-55-70 kW) Eng. CRD93(U25-661/651/ 673)		81-		●			<b>613-022</b>				24	95	150								
		81-		●			<b>607-020</b>		28	27	62,9	100	60						4	2	
		81-	L					<b>655-082</b>		28		25	98	100	50	112	69	693	s5		
		81-	R					<b>655-129</b>		28		25	98	100	50	112	387	1070	s6		
2.5 TD, 4WD (55-70 kW) Eng. CRD93LS(U25-673)		90-		●			<b>613-022</b>				24	95	150								
		90-		●			<b>607-020</b>		28	27	62,9	100	60						4	2	
		90-	L					<b>655-082</b>		28		25	98	100	50	112	69	693	s5		
		90-	R					<b>655-129</b>		28		25	98	100	50	112	387	1070	s6		
<b>Partner/Ranch I (5F) '96-'08</b>			L/R			NOTE	CIFAM ref.	ABS	A	B	C	D	E	F	H	I	L	M	Fig		
1.1 (44 kW) Eng. HDZ(TU1M)/ HFX(TU1JP)		7/96-	L			+ABS, G.Box:MA	<b>655-134</b>	29	25		22	84	75		79	58	592	s5			
		7/96-	L			-ABS, G.Box:MA	<b>655-132</b>		25		22	86,5	71,5	30	79	58,5	594	s5			
		7/96-	R			+ABS, G.Box:MA	<b>655-135</b>	29	25		22	84	75		79	333	865	s6			
		7/96-	R			-ABS, G.Box:MA	<b>655-133</b>		25		22	86,5	71,5		79	333	865	s6			
1.4, Bifuel (55 kW) Eng. KFW/ KFX(TU3JP)		7/96-	L			-ABS, G.Box:MA	<b>655-132</b>		25		22	86,5	71,5	30	79	58,5	594	s5			
		7/96-	R			-ABS, G.Box:MA	<b>655-133</b>		25		22	86,5	71,5		79	333	865	s6			
1.6 16v (80 kW) Eng. NFU(TU5JP4)		01-		●		+ABS	<b>613-509</b>				34,9	84	119								
		01-		●		+ABS	<b>607-558</b>	29	25	34	58,5	86	46,5						11a	2	
		01-08	L				+ABS, M/T, G.Box:BE4	<b>655-805</b>	48	25	24		88			79	62	584	s3		
		01-08	R				+ABS, M/T, G.Box:BE4	<b>655-806</b>	48	25	24		88			79	350	875	s4		
1.6 HDi (55 kW) Eng. 9HW(DV6B)		06-		●		+ABS	<b>613-504</b>				34,9	84	119								
		06-		●		+ABS	<b>607-585</b>	48	25	34	58,5	86	46,5						11a	2	
		06-08	L				+ABS, M/T, G.Box:BE4	<b>655-805</b>	48	25	24		88			79	62	584	s3		
		06-08	R				+ABS, M/T, G.Box:BE4	<b>655-806</b>	48	25	24		88			79	350	875	s4		
1.6 HDi 16v (66 kW) Eng. 9HX(DV6ATED4)		06-		●		+ABS	<b>613-504</b>				34,9	84	119								
		06-		●		+ABS	<b>607-585</b>	48	25	34	58,5	86	46,5						11a	2	
		06-08	L				+ABS, M/T, G.Box:BE4	<b>655-805</b>	48	25	24		88			79	62	584	s3		
		06-08	R				+ABS, M/T, G.Box:BE4	<b>655-806</b>	48	25	24		88			79	350	875	s4		































Partner/Ranch I (5F) '96-'08		L/R			NOTE	CIFAM ref.	ABS	A	B	C	D	E	F	H	I	L	M	Fig	
1.8 (66 kW) Eng. LFX(XU7JB)		97-		●	+ABS, G.Box:BE3	613-203				28	74	115							
		97-		●	+ABS, G.Box:BE3	607-302	29	25	34	59	87	46						11a	2
		97-	L			+ABS, G.Box:BE3	655-136	29	25			88			80	70	593	s5	
		97-	L			-ABS, G.Box:BE3	655-078		25		24	90	79		80	70	585	s16	
		97-	R			+ABS, G.Box:BE3	655-137	29	25		24	88	81	33	80	350	867	s6	
		97-	R			-ABS, G.Box:BE3	655-079		25		24	90	81	33	80	350	867	s6	
1.8 D (43 kW) Eng. A9A(XUD7)		96-		●	+ABS	613-509				34,9	84	119							
		96-		●	+ABS	607-558	29	25	34	58,5	86	46,5						11a	2
		7/96-	L			+ABS, G.Box:BE3	655-136	29	25			88			80	70	593	s5	
		7/96-	L			-ABS, G.Box:BE3	655-078		25		24	90	79		80	70	585	s16	
		7/96-	R			+ABS, G.Box:BE3	655-137	29	25		24	88	81	33	80	350	867	s6	
		7/96-	R			-ABS, G.Box:BE3	655-079		25		24	90	81	33	80	350	867	s6	
1.9 D (50 kW) Eng. DJY(XUD9A/ DW8/ B)		96-		●	+ABS, G.Box:BE3	613-203				28	74	115							
		96-		●	+ABS, G.Box:BE3	607-302	29	25	34	59	87	46						11a	2
		7/96-	L			+ABS, G.Box:BE3	655-136	29	25			88			80	70	593	s5	
		7/96-	R			+ABS, G.Box:BE3	655-137	29	25		24	88	81	33	80	350	867	s6	
		96-	L			-ABS, G.Box:BE3	655-078		25		24	90	79		80	70	585	s16	
		96-	R			-ABS, G.Box:BE3	655-079		25		24	90	81	33	80	350	867	s6	
1.9 D, 4WD (51 kW) Eng. WJZ/ WJY(DW8/ B)		98-		●	+ABS	613-509				34,9	84	119							
		98-		●	+ABS	607-558	29	25	34	58,5	86	46,5						11a	2
		98-	L			+ABS, G.Box:BE3	655-136	29	25			88			80	70	593	s5	
		98-	L			-ABS, G.Box:BE3	655-078		25		24	90	79		80	70	585	s16	
		98-	R			+ABS, G.Box:BE3	655-137	29	25		24	88	81	33	80	350	867	s6	
		98-	R			-ABS, G.Box:BE3	655-079		25		24	90	81	33	80	350	867	s6	
2.0 HDi, 4WD (66 kW) Eng. RHY(DW10TD)		00-08		●	+ABS	613-308				31	75	115							
		00-08		●	+ABS	607-446	29	25	34	58,5	87,75	46						11a	2
		00-08	L			+ABS, M/T, G.Box:BE3	655-641	29	25			90			80		587		
		00-08	L			+ABS, M/T, G.Box:BE4	655-805	48	25	24		88			79	62	584	s3	
		00-08	L			-ABS, M/T, G.Box:BE3	655-639		25			90			80		589		
		00-08	R			+ABS, M/T, G.Box:BE3	655-642	29	25			90			80		874		
		00-08	R			+ABS, M/T, G.Box:BE4	655-806	48	25	24		88			79	350	875	s4	
		00-08	R			-ABS, M/T, G.Box:BE3	655-640		25			90			80		876		

Partner/Ranch II, Tepee '08-			L/R			NOTE	CIFAM ref.	ABS	A	B	C	D	E	F	H	I	L	M	Fig	
1.6 (66 kW) Eng. NFR(TU5JP)		08-		•		G.Box:BE4R/ MC	613-511				34,9	84	119							
		08-		•		G.Box:BE4R/ MC	607-675		25	34	58,5	86	46,5						11a	2
1.6 (72 kW) Eng. EP6CDTR		10-		•			613-511				34,9	84	119							
		10-		•			607-675		25	34	58,5	86	46,5						11a	2
1.6 (80 kW) Eng. NFU(TU5JP4)		08-		•		G.Box:BE4R/ MC	613-511				34,9	84	119							
		08-		•		G.Box:BE4R/ MC	607-675		25	34	58,5	86	46,5						11a	2
1.6 16v (88 kW) Eng. 5FS(EP6C)		10-		•			613-511				34,9	84	119							
		10-		•			607-675		25	34	58,5	86	46,5						11a	2
1.6 HDi (55 kW) Eng. 9HT(DV6BTED4)		08-		•		G.Box:BE4R/ MC	613-511				34,9	84	119							
		08-		•		G.Box:BE4R/ MC	607-675		25	34	58,5	86	46,5						11a	2
1.6 HDi (66 kW) Eng. 9HX(DV6ATED4)		08-		•		G.Box:BE4R/ MC	613-511				34,9	84	119							
		08-		•		G.Box:BE4R/ MC	607-675		25	34	58,5	86	46,5						11a	2
1.6 HDi (68 kW)		10-		•		M/T	613-511				34,9	84	119							
		10-		•		M/T	607-675		25	34	58,5	86	46,5						11a	2
1.6 HDi (80 kW) Eng. 9HZ(DV6TED4)		08-		•		G.Box:BE4R/ MC	613-511				34,9	84	119							
		08-		•		G.Box:BE4R/ MC	607-675		25	34	58,5	86	46,5						11a	2
1.6 HDi (82 kW)		10-		•			613-511				34,9	84	119							
		10-		•			607-675		25	34	58,5	86	46,5						11a	2













## PLYMOUTH

Acclaim			L/R			NOTE	CIFAM ref.	ABS	A	B	C	D	E	F	H	I	L	M	Fig	
All models		1/89-12/91		•		A/T	613-247				22	83	79							
		1/89-12/90		•		Design:GKN	607-356		26	32	54	90	53						4	2
		1/91-12/91		•		A/T	607-356		26	32	54	90	53						4	2
Caravelle			L/R			NOTE	CIFAM ref.	ABS	A	B	C	D	E	F	H	I	L	M	Fig	
All models		1/87-12/88		•		Design:GKN	613-247				22	83	79							
		1/87-12/88		•		Design:GKN	607-356		26	32	54	90	53						4	2
		1/88-12/88		•		Design:GKN	607-356		26	32	54	90	53						4	2



<b>Bonneville</b>			L/R			NOTE	CIFAM ref.	ABS	A	B	C	D	E	F	H	I	L	M	Fig
All models		87-91		•			<b>607-235</b>		27	32	61,5	93	65					5	3
<b>Firefly I</b>			L/R			NOTE	CIFAM ref.	ABS	A	B	C	D	E	F	H	I	L	M	Fig
All models		85-88		•		Canada	<b>613-059</b>				18	63	82						
		85-88		•		Canada	<b>607-068</b>		23	19	44	72	65					5	1
<b>Firefly II</b>			L/R			NOTE	CIFAM ref.	ABS	A	B	C	D	E	F	H	I	L	M	Fig
All models		85-88		•		Canada	<b>613-059</b>				18	63	82						
		85-88		•		Canada	<b>607-068</b>		23	19	44	72	65					5	1
<b>Lemans</b>			L/R			NOTE	CIFAM ref.	ABS	A	B	C	D	E	F	H	I	L	M	Fig
1.6		1/88-12/88		•			<b>613-008</b>				19	75	82						
		89-93		•			<b>613-176</b>				23	78	110						
		1/88-12/88		•			<b>607-007</b>		22	22	52	81	57					11	3
		89-93		•			<b>607-234</b>		22	29	52	84	58					11	3
<b>Optima L '88-</b>			L/R			NOTE	CIFAM ref.	ABS	A	B	C	D	E	F	H	I	L	M	Fig
1.6		1/88-12/88		•		Canada	<b>613-008</b>				19	75	82						
		1/88-12/88		•		Canada	<b>607-007</b>		22	22	52	81	57					11	3
<b>Trans Sport I</b>			L/R			NOTE	CIFAM ref.	ABS	A	B	C	D	E	F	H	I	L	M	Fig
All models		90-91		•			<b>607-235</b>		27	32	61,5	93	65					5	3

## PROTON

<b>Iswara '87-'90</b>			L/R			NOTE	CIFAM ref.	ABS	A	B	C	D	E	F	H	I	L	M	Fig
1.3		87-90		•			<b>613-025</b>				21	73	91						
		87-90		•			<b>607-026</b>		25	22	50	82	63					5	1
1.5		87-90		•			<b>613-025</b>				21	73	91						
		87-90		•			<b>607-026</b>		25	22	50	82	63					5	1
<b>Persona 400 '94-</b>			L/R			NOTE	CIFAM ref.	ABS	A	B	C	D	E	F	H	I	L	M	Fig
415 GLi/GLSi (66 kW) Eng. 4G15		1/94-		•			<b>607-215</b>		25	30	54	82	63					5	1
416 GLXi (83 kW) Eng. 4G92		1/94-		•			<b>607-215</b>		25	30	54	82	63					5	1



















## PROTON
















521














<b>Predana '92-</b>			L/R			NOTE	CIFAM ref.	ABS	A	B	C	D	E	F	H	I	L	M	Fig	
All models		1/92-		•			<b>613-233</b>				21	85	103							
		1/92-		•			<b>607-332</b>		25	24	54	85,7	60,9					5	1	
<b>Saga</b>			L/R			NOTE	CIFAM ref.	ABS	A	B	C	D	E	F	H	I	L	M	Fig	
All models		83-87		•			<b>613-025</b>				21	73	91							
		87-90		•			<b>613-045</b>				21	73	91							
		83-87		•			<b>607-026</b>		25	22	50	82	63					5	1	
		87-90		•			<b>607-047</b>		25	22	50	82	63					5	2	
<b>Wira '00-</b>			L/R			NOTE	CIFAM ref.	ABS	A	B	C	D	E	F	H	I	L	M	Fig	
1.3 (55 kW) Eng. 4G13		00-		•			<b>607-215</b>		25	30	54	82	63					5	1	
		00-		•		+ABS	<b>607-322</b>	43	25	30	54	82	60,9					5	1	
1.5 (64 kW) Eng. 4G15M		00-		•			<b>607-215</b>		25	30	54	82	63					5	1	
		00-		•		+ABS	<b>607-322</b>	43	25	30	54	82	60,9					5	1	

## RENAULT












<b>Clio I (B/C57, 5/357) '90-'98</b>			L/R			NOTE	CIFAM ref.	ABS	A	B	C	D	E	F	H	I	L	M	Fig
1.1 (B/C571) (25-33-35 kW) Eng. C1E700		91-	L			G.Box:JB0/1	<b>655-033</b>		21			86		30	80		610	s7	
		91-	L			G.Box:JB4/5	<b>655-029</b>		21			76,5		30	84		623	s7	
		91-	R			G.Box:JB0/1	<b>655-034</b>		21		23	86,5	81,5	30	84		703	s8	
		91-	R			G.Box:JB4/5	<b>655-030</b>		21		23	76,5	81,5	30	84		694	s8	
1.2 (5/357Y, 5/357K) (40-43 kW) Eng. D7F730		96-	L			G.Box:JB0/1	<b>655-033</b>		21			86		30	80		610	s7	
		96-	L			G.Box:JB4/5	<b>655-029</b>		21			76,5		30	84		623	s7	
		96-	R			G.Box:JB0/1	<b>655-034</b>		21		23	86,5	81,5	30	84		703	s8	
		96-	R			G.Box:JB4/5	<b>655-030</b>		21		23	76,5	81,5	30	84		694	s8	
1.2 (B/C/S577) (40 kW) Eng. C3G720		1/96-12/96	L			G.Box:JB0/1	<b>655-033</b>		21			86		30	80		610	s7	
		1/96-12/96	L			G.Box:JB4/5	<b>655-029</b>		21			76,5		30	84		623	s7	
		1/96-12/96	R			G.Box:JB0/1	<b>655-034</b>		21		23	86,5	81,5	30	84		703	s8	
		1/96-12/96	R			G.Box:JB4/5	<b>655-030</b>		21		23	76,5	81,5	30	84		694	s8	
1.2 (B/C/S57A/R/S, 5/357F/L/R) (40-43 kW) Eng. E7F700/ 750/ 708/ 706/ C3G		5/90-	L			G.Box:JB0/1	<b>655-033</b>		21			86		30	80		610	s7	
		5/90-	L			G.Box:JB4/5	<b>655-029</b>		21			76,5		30	84		623	s7	
		5/90-	R			G.Box:JB0/1	<b>655-034</b>		21		23	86,5	81,5	30	84		703	s8	
		5/90-	R			G.Box:JB4/5	<b>655-030</b>		21		23	76,5	81,5	30	84		694	s8	
























Clio I (B/C57, 5/357) '90-'98		L/R			NOTE	CIFAM ref.	ABS	A	B	C	D	E	F	H	I	L	M	Fig	
1.4 (B/C57T/Y/J) (55-58-59 kW) Eng. E7J710/ 711/ 718/ 719/ 754/ 756/ 757		91-	L		G.Box:JB0/1	655-033		21			86		30	80		610	s7		
		91-	R		G.Box:JB0/1	655-034		21		23	86,5	81,5	30	84		703	s8		
1.7 (B/C574) (55-59-64-68 kW) Eng. F2N770		91-93		●	+ABS	613-207				22	80	83							
		91-93		●	+ABS	607-285	26	21	25	56,3	90	54					11	3	
		91-93	L			-ABS, G.Box:JB1/3	655-033		21			86		30	80		610	s7	
		91-93	R			-ABS, G.Box:JB1/3	655-034		21		23	86,5	81,5	30	84		703	s8	
1.8 (B/C578) (64-66 kW) Eng. F3P754/ 755		94-98		●	G.Box:JB3	613-164				22	80	83							
		94-98		●	+ABS, G.Box:JB3	613-207				22	80	83							
		94-98		●	G.Box:JB3	607-204		21	25	56,3	90	54						11	3
		94-98		●	+ABS, G.Box:JB3	607-285	26	21	25	56,3	90	54						11	3
1.8 16v (C57D) (99-101 kW) Eng. F7P722		91-94		●	G.Box:JB3-JC5	613-164				22	80	83							
		91-94		●	+ABS, G.Box:JB3	613-207				22	80	83							
		91-94		●	G.Box:JB3-JC5	607-204		21	25	56,3	90	54						11	3
		91-94		●	+ABS, G.Box:JB3	607-285	26	21	25	56,3	90	54						11	3
1.8 Rsi (B/C579) (79 kW) Eng. F3P712		93-		●		613-164				22	80	83							
		93-		●	+ABS	613-207				22	80	83							
		93-		●		607-204		21	25	56,3	90	54						11	3
		93-		●	+ABS	607-285	26	21	25	56,3	90	54						11	3
1.8 Rsi (B/C57H) (79-80-81 kW) Eng. F3P758		95-98		●		613-164				22	80	83							
		95-98		●	+ABS	613-207				22	80	83							
		95-98		●		607-204		21	25	56,3	90	54						11	3
		95-98		●	+ABS	607-285	26	21	25	56,3	90	54						11	3
1.9 D (B/C/57I) (40 kW) Eng. F8Q640/ 682		97-98	L		+ABS, G.Box:JB0/1/3	655-403	26	21			81			84		628	s7		
		97-98	L		-ABS, G.Box:JB0/1/3	655-401		21			81		30	84		628	s7		
		97-98	R		+ABS, G.Box:JB0/1/3	655-404	26	21		23	81			84		728	s20		
		97-98	R		-ABS, G.Box:JB0/1/3	655-402		21		23	81	71,5	30	84		728	s20		
1.9 D (B/C/S576/57L) (47-66-68 kW) Eng. F8Q730/ 732		91-98		●	+ABS	613-207				22	80	83							
		91-98		●	+ABS	607-285	26	21	25	56,3	90	54						11	3
		91-98	L			-ABS, G.Box:JB1/3	655-033		21			86		30	80		610	s7	
		91-98	R			-ABS, G.Box:JB1/3	655-034		21		23	86,5	81,5	30	84		703	s8	
2.0 Williams (B/C57M) (108 kW) Eng. F7R700		94-98		●	G.Box:JC5	613-164				22	80	83							
		94-98		●	G.Box:JC5	607-204		21	25	56,3	90	54						11	3

























Clio II (B/C/B0/1) '98-'05		L/R			NOTE	CIFAM ref.	ABS	A	B	C	D	E	F	H	I	L	M	Fig
1.2 (B/CB0F/A, B/CB1O/K, B/CB2 D/H) (40-43 kW) Eng. D7F710/ 720/ 726		9/98-		●	+ABS	613-260				20	78	103						
		9/98-		●	+ABS	607-378	26	21	30	52,2	84	51					11	2
		11/02-	L			+ABS, G.Box:JB1/3	655-786	44	21			84		29,94	85,3		630	s7
		11/02-	R			+ABS, G.Box:JB1/3	655-787	44	21	23		84	80		85,3	40	725	s8
		9/98-10/02	L			+ABS, M/T, G.Box:JB1	655-397	26	21			86		30	85		626	s7
		9/98-10/02	L			-ABS, M/T, G.Box:JB1	655-395		21			86		30	85		623	s7
		9/98-10/02	R			+ABS, G.Box:JB1	655-398	26	21			86	79		85		718	s20
		9/98-10/02	R			-ABS, G.Box:JB1	655-396		21			86	79		85		718	s20
1.2 16v (B/CB05) (55 kW) Eng. D4F712/ 714		11/02-		●	+ABS	613-445				20	78	103						
		11/02-		●	+ABS	607-670	44	21	30	52,4	84,9	51,4					11	2
		11/02-	L			+ABS, G.Box:JB1/3	655-786	44	21			84		29,94	85,3		630	s7
		11/02-	R			+ABS, G.Box:JB1/3	655-787	44	21	23		84	80		85,3	40	725	s8
		6/01-10/02	L			+ABS, M/T, G.Box:JB1	655-397	26	21			86		30	85		626	s7
		6/01-10/02	L			-ABS, M/T, G.Box:JB1	655-395		21			86		30	85		623	s7
		6/01-10/02	R			+ABS, G.Box:JB1	655-398	26	21			86	79		85		718	s20
		6/01-10/02	R			-ABS, G.Box:JB1	655-396		21			86	79		85		718	s20
1.4 (B/CB0C) (55 kW) Eng. E7J780		9/98-		●	+ABS	613-260				20	78	103						
		9/98-		●	+ABS	607-378	26	21	30	52,2	84	51					11	2
		9/98-	L			+ABS, M/T, G.Box:JB1	655-397	26	21			86		30	85		626	s7
		9/98-	L			-ABS, M/T, G.Box:JB1	655-395		21			86		30	85		623	s7
		9/98-	R			+ABS, M/T, G.Box:JB1	655-432	26	21		23	86,5	83,5	30	85		724	s8
		9/98-	R			-ABS, M/T, G.Box:JB1	655-169		21		23	86,5	83,5	30	85		724	s8
1.4 16v (B/CB0L) (70 kW) Eng. K4J712/ 713		99-00		●	+ABS	613-260				20	78	103						
		99-00		●	+ABS	607-378	26	21	30	52,2	84	51					11	2
		10/99-10/02	L			+ABS, M/T, G.Box:JB1	655-397	26	21			86		30	85		626	s7
		10/99-10/02	L			-ABS, M/T, G.Box:JB1	655-395		21			86		30	85		623	s7
		10/99-10/02	R			+ABS, G.Box:JB1	655-398	26	21			86	79		85		718	s20
		10/99-10/02	R			-ABS, G.Box:JB1	655-396		21			86	79		85		718	s20


































Clio II (B/C/B0/1) '98-'05		L/R			NOTE	CIFAM ref.	ABS	A	B	C	D	E	F	H	I	L	M	Fig		
1.4 16v (B/CB0P) (72 kW) Eng. K4J700/ 712/ 713		00-	●		+ABS	613-260				20	78	103								
		11/02-	●		+ABS	613-445				20	78	103								
		00-	●		+ABS	607-378	26	21	30	52,2	84	51						11	2	
		11/02-	●		+ABS	607-670	44	21	30	52,4	84,9	51,4						11	2	
		9/98-01	●		+ABS	607-378	26	21	30	52,2	84	51						11	2	
		00-10/02	L			+ABS, M/T, G.Box:JB1	655-397	26	21			86		30	85		626	s7		
		00-10/02	L			-ABS, M/T, G.Box:JB1	655-395		21			86		30	85		623	s7		
		00-10/02	R			+ABS, G.Box:JB1	655-398	26	21			86	79		85		718	s20		
		00-10/02	R			-ABS, G.Box:JB1	655-396		21			86	79		85		718	s20		
		11/02-	L			+ABS, G.Box:JB1/3	655-786	44	21			84		29,94	85,3		630	s7		
11/02-		R			+ABS, G.Box:JB1/3	655-787	44	21	23		84	80		85,3	40	725	s8			
1.5 DCi (59 kW) Eng. K9K702		01-	●		+ABS	613-445				20	78	103								
		01-	●		+ABS	607-670	44	21	30	52,4	84,9	51,4					11	2		
		11/02-03	L			+ABS, G.Box:JB1/3	655-786	44	21			84		29,94	85,3		630	s7		
		11/02-03	R			+ABS, G.Box:JB1/3	655-787	44	21	23		84	80		85,3	40	725	s8		
1.5 DCi (74 kW) Eng. K9K712		04-05	●		+ABS	613-445				20	78	103								
		04-05	●		+ABS	607-670	44	21	30	52,4	84,9	51,4					11	2		
1.5 DCi (B/CB07) (48 kW) Eng. K9K700/ 704		01-	●		+ABS	613-445				20	78	103								
		01-	●		+ABS	607-670	44	21	30	52,4	84,9	51,4					11	2		
		11/02-	L			+ABS, G.Box:JB1/3	655-786	44	21			84		29,94	85,3		630	s7		
		11/02-	R			+ABS, G.Box:JB1/3	655-787	44	21	23		84	80		85,3	40	725	s8		
		6/01-10/02	L			+ABS, M/T, G.Box:JB1	655-397	26	21			86		30	85		626	s7		
		6/01-10/02	L			-ABS, M/T, G.Box:JB1	655-395		21			86		30	85		623	s7		
		6/01-10/02	R			+ABS, G.Box:JB1	655-398	26	21			86	79		85		718	s20		
6/01-10/02	R			-ABS, G.Box:JB1	655-396		21			86	79		85		718	s20				
1.5 DCi (B/CB08) (60 kW) Eng. K9K702/ 710/ 722		01-05	●		+ABS	613-372				22	76	113								
		01-05	●		+ABS	607-542	44	23	30	57,3	85	50,8					11	2		
		11/02-05	L			+ABS, M/T, G.Box:JB1/3	655-865	44	23			83,6		30	86		630	s7		
		11/02-05	R			+ABS, M/T, G.Box:JB1/3	655-866	44	23	23		83,6	78,5		86	40,2	721	s8		
		6/01-10/02	L			+ABS, M/T, G.Box:JB1/3	655-1035	26	23		-	83,6	-	30	86	-	630			
		6/01-10/02	R			+ABS, M/T, G.Box:JB1/3	655-1036	26	23	23		83,6	-	-	86	-	721			






































































Clio II (B/C/B0/1) '98-'05		L/R			NOTE	CIFAM ref.	ABS	A	B	C	D	E	F	H	I	L	M	Fig	
1.6 (B/CB0D) (55-66 kW) Eng. K7M744/ 745		11/02-		●	+ABS, 66kW	<b>613-445</b>				20	78	103							
		9/98-01		●	+ABS	<b>613-260</b>				20	78	103							
		11/02-		●	+ABS, 66kW	<b>607-670</b>	44	21	30	52,4	84,9	51,4						11	2
		9/98-01		●	+ABS	<b>607-378</b>	26	21	30	52,2	84	51						11	2
		11/02-	L			+ABS, G.Box:JB1/3	<b>655-786</b>	44	21			84		29,94	85,3		630	s7	
		11/02-	R			+ABS, G.Box:JB1/3	<b>655-787</b>	44	21	23		84	80		85,3	40	725	s8	
		9/98-10/02	L			+ABS, M/T, G.Box:JB1, 66kw	<b>655-397</b>	26	21			86		30	85		626	s7	
		9/98-10/02	L			-ABS, M/T, G.Box:JB1, 66kw	<b>655-395</b>		21			86		30	85		623	s7	
		9/98-10/02	R			+ABS, M/T, G.Box:JB1, 66kw	<b>655-398</b>	26	21			86	79		85		718	s20	
		9/98-10/02	R			-ABS, M/T, G.Box:JB1, 66kw	<b>655-396</b>		21			86	79		85		718	s20	
		98-	L			A/T	<b>655-399</b>		21		26	82	78		85	42	617		
		98-	R			A/T	<b>655-400</b>		21		23	82	78		85		740	s20	
1.6 16v (CB0T/H) (70-79-83 kW) Eng. K4M708/ 748		11/02-		●	+ABS, 79kW	<b>613-445</b>				20	78	103							
		9/98-01		●	+ABS	<b>613-260</b>				20	78	103							
		11/02-		●	+ABS, 79kW	<b>607-670</b>	44	21	30	52,4	84,9	51,4						11	2
		9/98-01		●	+ABS	<b>607-378</b>	26	21	30	52,2	84	51						11	2
		11/02-	L			+ABS, G.Box:JB1/3	<b>655-786</b>	44	21			84		29,94	85,3		630	s7	
		11/02-	R			+ABS, G.Box:JB1/3	<b>655-787</b>	44	21	23		84	80		85,3	40	725	s8	
		9/98-10/02	L			+ABS, M/T, G.Box:JB1	<b>655-397</b>	26	21			86		30	85		626	s7	
		9/98-10/02	L			-ABS, M/T, G.Box:JB1	<b>655-395</b>		21			86		30	85		623	s7	
		9/98-10/02	R			+ABS, G.Box:JB1	<b>655-398</b>	26	21			86	79		85		718	s20	
		9/98-10/02	R			-ABS, G.Box:JB1	<b>655-396</b>		21			86	79		85		718	s20	
		98-	L			A/T	<b>655-399</b>		21		26	82	78		85	42	617		
		98-	R			A/T	<b>655-400</b>		21		23	82	78		85		740	s20	
1.9 D (B/CB0E) (40-44-47 kW) Eng. F8Q606/ 630/ 632/ 662		98-		●	+ABS	<b>613-260</b>				20	78	103							
		9/98-		●	+ABS	<b>607-378</b>	26	21	30	52,2	84	51						11	2
		9/98-10/02	L			+ABS, M/T, G.Box:JB1	<b>655-397</b>	26	21			86		30	85		626	s7	
		9/98-10/02	L			-ABS, M/T, G.Box:JB1	<b>655-395</b>		21			86		30	85		623	s7	
		9/98-10/02	R			+ABS, M/T, G.Box:JB1	<b>655-432</b>	26	21		23	86,5	83,5	30	85		724	s8	
9/98-10/02	R			-ABS, M/T, G.Box:JB1	<b>655-169</b>		21		23	86,5	83,5	30	85		724	s8			































<b>Clio II (B/C/B0/1) '98-'05</b>			L/R			NOTE	CIFAM ref.	ABS	A	B	C	D	E	F	H	I	L	M	Fig	
1.9 DTi (B/CB0U) (59-68-75-77-81-88-96 kW) Eng. F9Q780		11/02-		●		+ABS, 60kW	<b>613-445</b>				20	78	103							
		2/00-		●		+ABS	<b>613-260</b>				20	78	103							
		11/02-		●		+ABS, 60kW	<b>607-670</b>	44	21	30	52,4	84,9	51,4						11	2
		2/00-		●		+ABS	<b>607-378</b>	26	21	30	52,2	84	51						11	2
		11/02-	L				+ABS, G.Box:JB1/3	<b>655-786</b>	44	21			84		29,94	85,3		630	s7	
		11/02-	R				+ABS, G.Box:JB1/3	<b>655-787</b>	44	21	23		84	80		85,3	40	725	s8	
		2/00-10/02	L				+ABS, M/T, G.Box:JB1	<b>655-397</b>	26	21			86		30	85		626	s7	
		2/00-10/02	L				-ABS, M/T, G.Box:JB1	<b>655-395</b>		21			86		30	85		623	s7	
		2/00-10/02	R				+ABS, G.Box:JB1	<b>655-398</b>	26	21			86	79		85		718	s20	
2/00-10/02		R				-ABS, G.Box:JB1	<b>655-396</b>		21			86	79		85		718	s20		
2.0 16v Sport (CB0M) (88-99-103-120-124 kW) Eng. F4R730		2/00-	L			+ABS	<b>655-429</b>	44	23			95		30	86		639	s7		
		2/00-	R				+ABS	<b>655-430</b>	44	23		23	95	79	30	86		734	s8	
<b>Clio III (BR/CR0/1) '05-</b>			L/R			NOTE	CIFAM ref.	ABS	A	B	C	D	E	F	H	I	L	M	Fig	
1.2 (43 kW) Eng. D7F800		06-	L			M/T	<b>655-1040</b>		23		26	76	-	-	-	62	649			
		06-	R			M/T	<b>655-1041</b>		23		26	76	-	-	-	273	889			
1.2 16v (48 kW) Eng. D4F740		05-		●		+/-ABS	<b>613-348</b>				20	68	100							
			05-		●		+/-ABS	<b>607-503</b>		23	28	49	76	50					11	2
1.2 16v (55 kW) Eng. D4F740		05-		●		+/-ABS	<b>613-348</b>				20	68	100							
			05-		●		+/-ABS	<b>607-503</b>		23	28	49	76	50					11	2
		05-	L				M/T	<b>655-1040</b>		23		26	76	-	-	-	62	649		
		05-	R				M/T	<b>655-1041</b>		23		26	76	-	-	-	273	889		
1.2 16v (58 kW) Eng. D4F764		05-		●			<b>613-348</b>				20	68	100							
			05-		●			<b>607-503</b>		23	28	49	76	50					11	2
		05-	L				M/T	<b>655-1040</b>		23		26	76	-	-	-	62	649		
		05-	R				M/T	<b>655-1041</b>		23		26	76	-	-	-	273	889		
1.2 16v (76 kW)		10-		●		M/T	<b>613-347</b>				22	82	126							
			10-		●		M/T	<b>607-502</b>		23	29	49	79,7	50,2					11	2
1.2 16v TCE (74 kW) Eng. D4F784		07-		●		A/T	<b>613-348</b>				20	68	100							
		07-		●		M/T	<b>613-347</b>				22	82	126							
		07-		●			A/T	<b>607-503</b>		23	28	49	76	50					11	2
		07-		●			M/T	<b>607-502</b>		23	29	49	79,7	50,2					11	2




















Clio III (BR/CR0/1) '05-		L/R			NOTE	CIFAM ref.	ABS	A	B	C	D	E	F	H	I	L	M	Fig		
1.4 16v (70-72 kW) Eng. K4J780		05-		●	+/-ABS	613-347				22	82	126								
		05-		●	+/-ABS	607-502		23	29	49	79,7	50,2					11	2		
		05-	L			M/T	655-904		23	26		84	79		86	64	658	s3		
		05-	R			M/T	655-908		23	26		80	79		79	326	896	s4		
1.5 DCi (47 kW) Eng. K9K740		05-		●		613-430				26	87	117								
		05-		●		607-650		25	32	52,65	87,8	54,1					11	2		
		05-	L			M/T	655-904		23	26		84	79		86	64	658	s3		
		05-	R			M/T	655-908		23	26		80	79		79	326	896	s4		
1.5 DCi (48 kW) Eng. K9K752		05-		●		613-430				26	87	117								
		05-		●		607-650		25	32	52,65	87,8	54,1					11	2		
		05-	L			M/T	655-904		23	26		84	79		86	64	658	s3		
		05-	R			M/T	655-908		23	26		80	79		79	326	896	s4		
1.5 DCi (50 kW) Eng. K9K768		05-		●	+/-ABS	613-347				22	82	126								
		05-		●	+/-ABS	607-502		23	29	49	79,7	50,2					11	2		
		05-	L			M/T	655-904		23	26		84	79		86	64	658	s3		
		05-	L			+ABS, M/T, G.Box:JB1/3	655-1038	44	23		26	84	-	-	-	64	606			
		05-	R			M/T	655-908		23	26		80	79		79	326	896	s4		
		05-	R			+ABS, M/T, G.Box:JB1/3	655-1039	44	23		26	84	-	-	-	326	866			
1.5 DCi (60-62 kW) Eng. K9K718/ 750		07-		●		613-430				26	87	117								
		07-		●		607-650		25	32	52,65	87,8	54,1					11	2		
		07-	L			M/T	655-904		23	26		84	79		86	64	658	s3		
		07-	L			+ABS, M/T, G.Box:JB1/3	655-1038	44	23		26	84	-	-	-	64	606			
		07-	R			M/T	655-908		23	26		80	79		79	326	896	s4		
		07-	R			+ABS, M/T, G.Box:JB1/3	655-1039	44	23		26	84	-	-	-	326	866			
1.5 DCi (63 kW) Eng. K9K766		05-		●	+/-ABS	613-347				22	82	126								
		05-		●	+/-ABS	607-502		23	29	49	79,7	50,2					11	2		
		05-	L			M/T	655-904		23	26		84	79		86	64	658	s3		
		05-	R			M/T	655-908		23	26		80	79		79	326	896	s4		
1.5 DCi (76 kW) Eng. K9K772/ 776		05-		●		613-430				26	87	117								
		05-		●		607-650		25	32	52,65	87,8	54,1					11	2		
		05-	L			M/T	655-904		23	26		84	79		86	64	658	s3		
		05-	R			M/T	655-908		23	26		80	79		79	326	896	s4		

<b>Clio III (BR/CR0/1) '05-</b>			L/R			NOTE	CIFAM ref.	ABS	A	B	C	D	E	F	H	I	L	M	Fig		
1.5 DCi (78 kW) Eng. K9K764		05-					<b>613-430</b>				26	87	117								
		05-					<b>607-650</b>		25	32	52,65	87,8	54,1					11	2		
1.6 16v (65 kW) Eng. K4M804		05-					<b>613-346</b>				20	68	100								
		05-					<b>607-501</b>		23	30	49	83,6	50					11	2		
1.6 16v (82 kW) Eng. K4M800/ 801		05-				+/-ABS, M/T+A/T, 5Sp	<b>613-346</b>				20	68	100								
		05-				+/-ABS, M/T+A/T, 5Sp	<b>607-501</b>		23	30	49	83,6	50					11	2		
1.6 16V GT (94 kW) Eng. K4M862		09-					<b>613-346</b>				20	68	100								
		09-					<b>607-501</b>		23	30	49	83,6	50					11	2		
<b>Clio III, Grandtour (KR0/1) '08-</b>			L/R			NOTE	CIFAM ref.	ABS	A	B	C	D	E	F	H	I	L	M	Fig		
1.2 16v (55 kW) Eng. D4F740		08-					<b>613-348</b>				20	68	100								
		08-					<b>607-503</b>		23	28	49	76	50					11	2		
1.2 16v (58 kW) Eng. D4F764		08-					<b>613-348</b>				20	68	100								
		08-					<b>607-503</b>		23	28	49	76	50					11	2		
1.2 16v (74 kW) Eng. D4F784		08-				M/T	<b>613-347</b>				22	82	126								
		08-				M/T	<b>607-502</b>		23	29	49	79,7	50,2					11	2		
1.5 DCi (50 kW) Eng. K9K768		10-					<b>613-347</b>				22	82	126								
		10-					<b>607-502</b>		23	29	49	79,7	50,2					11	2		
1.5 DCi (63 kW) Eng. K9K766		08-					<b>613-348</b>				20	68	100								
		08-					<b>607-503</b>		23	28	49	76	50					11	2		
1.6 16v (82 kW) Eng. K4M800/ 801		08-				M/T, 5Sp	<b>613-346</b>				20	68	100								
		08-				M/T, 5Sp	<b>607-501</b>		23	30	49	83,6	50					11	2		
<b>Espace I (J11) '84-'90</b>			L/R			NOTE	CIFAM ref.	ABS	A	B	C	D	E	F	H	I	L	M	Fig		
2.0 (J/S112) (74-77-81 kW) Eng. J6R234/ 236		7/84-90				-ABS	<b>613-072</b>				22	83	79								
		7/84-90				-ABS	<b>607-082</b>		23	25	56,45	90	53,7					11	3		
		1/88-12/90	L/R			M/T, G.Box:NG3	<b>655-108</b>		23		23	83,6	85,5	37	80			701	s8		
		6/84-12/87	L/R			G.Box:NG3	<b>655-107</b>		23		23	90	84,5	34	80			680	s8		
2.0, 4WD (J116) (76-87-88-99-119-129 kW) Eng. J7R760		88-90	L/R			-ABS, G.Box:NG3/7	<b>655-108</b>		23		23	83,6	85,5	37	80			701	s8		
















<b>Espace I (J11) '84-'90</b>			L/R			NOTE	CIFAM ref.	ABS	A	B	C	D	E	F	H	I	L	M	Fig		
2.1 TD (J/S115) (44-48-53-66 kW) Eng. J8S774/240		10/84-90		•		-ABS	<b>613-072</b>				22	83	79								
		10/84-90		•		-ABS	<b>607-082</b>		23	25	56,45	90	53,7					11	3		
		1/88-12/90	L/R				M/T, G.Box:NG3	<b>655-108</b>		23		23	83,6	85,5	37	80			701	s8	
		6/84-12/87	L/R				G.Box:NG3	<b>655-107</b>		23		23	90	84,5	34	80			680	s8	
<b>Espace II (J/S63) '91-'96</b>			L/R			NOTE	CIFAM ref.	ABS	A	B	C	D	E	F	H	I	L	M	Fig		
2.0 (J636) (76-88-99-119-129 kW) Eng. J7R768		91-96		•		-ABS	<b>613-072</b>				22	83	79								
		91-96		•		-ABS	<b>607-082</b>		23	25	56,45	90	53,7					11	3		
		91-96	L/R				+ABS, G.Box:NG3	<b>655-628</b>	48	23		23	90	84,5	34	80	-		716	s20	
		91-96	L/R				-ABS, G.Box:NG3	<b>655-035</b>		23		23	90	85,5	37	80			716	s20	
2.1 TD (J633, J634, J/S635, J/S63D) (44-48-53-66 kW) Eng. J8S610/ 772/ 776/ 778		91-96		•		-ABS	<b>613-072</b>				22	83	79								
		91-96		•		-ABS	<b>607-082</b>		23	25	56,45	90	53,7					11	3		
		91-96	L/R				+ABS, G.Box:NG3	<b>655-628</b>	48	23		23	90	84,5	34	80	-		716	s20	
		91-96	L/R				-ABS, G.Box:NG3	<b>655-035</b>		23		23	90	85,5	37	80			716	s20	
2.1 TD (J63E) (44-48-53-66 kW) Eng. J8S612		94-96		•		-ABS	<b>613-072</b>				22	83	79								
		94-96		•		-ABS	<b>607-082</b>		23	25	56,45	90	53,7					11	3		
2.2, 4WD (J/S637, J63G) (79 kW) Eng. J7T772/ 773/ 776		91-96		•		-ABS	<b>613-072</b>				22	83	79								
		91-96		•		-ABS	<b>607-082</b>		23	25	56,45	90	53,7					11	3		
		91-96	L/R				+ABS, G.Box:NG3	<b>655-628</b>	48	23		23	90	84,5	34	80	-		716	s20	
		91-96	L/R				-ABS, G.Box:NG3	<b>655-035</b>		23		23	90	85,5	37	80			716	s20	
2.8 V6 (J638, J63J) (110 kW) Eng. Z7W712/ 713/ 717		1/91-10/96		•		-ABS	<b>613-072</b>				22	83	79								
		1/91-10/96		•		-ABS	<b>607-082</b>		23	25	56,45	90	53,7					11	3		
<b>Espace III (JE) '96-'02</b>			L/R			NOTE	CIFAM ref.	ABS	A	B	C	D	E	F	H	I	L	M	Fig		
2.0 (JE0A) (80-84 kW) Eng. F3R728/ 729/ 742/ 768/ 769		96-	L			+ABS	<b>655-323</b>	44	27			90				90		729	s7		
		96-	R			+ABS	<b>655-324</b>	44	27			90				90		772	s20		
2.0 16v (JE0L, JE0N) (89-103-120-124 kW) Eng. F4R700/ 701		98-	L			+ABS	<b>655-323</b>	44	27			90				90		729	s7		
		98-	R			+ABS	<b>655-324</b>	44	27			90				90		772	s20		
2.2 DT (JE0E, H, P) (83 kW) Eng. G8T714/ 716/ 740/ 760		96-00	L			+ABS	<b>655-313</b>	44	27		39	90	83	37	90			620	s7		
		96-00	R			+ABS	<b>655-314</b>	44	27		39	90	83	37	90	422		978	s6		
<b>Espace IV (JK0) '02-</b>			L/R			NOTE	CIFAM ref.	ABS	A	B	C	D	E	F	H	I	L	M	Fig		
2.0 (98 kW) Eng. F4R790		06-		•		M/T	<b>613-496</b>				27	90	140								
		06-		•		M/T	<b>607-731</b>		27	35	56,6	94,9	53					11	2		













<b>Espace IV (JK0) '02-</b>			L/R			NOTE	CIFAM ref.	ABS	A	B	C	D	E	F	H	I	L	M	Fig	
2.0 DCi (110 kW) Eng. M9R760		06-		•		6Sp	<b>613-479</b>				26	86	138							
		06-		•		6Sp	<b>607-707</b>		27	26	56,4	91,9	90,7					5	1	
2.0 DCi (127 kW) Eng. M9R760		06-		•		6Sp	<b>613-479</b>				26	86	138							
		06-		•		6Sp	<b>607-707</b>		27	26	56,4	91,9	90,7					5	1	
2.2 DCi (HA6,HC6,HAB,HCB) (110 kW) Eng. G9T702/ 742/ 743		02-		•			<b>613-512</b>				29,5	100,6	130							
		02-		•			<b>607-576</b>		27	37	56,7	103,5	52,4					11	2	
<b>Fluence '10-</b>			L/R			NOTE	CIFAM ref.	ABS	A	B	C	D	E	F	H	I	L	M	Fig	
1.5 DCi (81 kW) Eng. K9K836/ 837		10-		•		6Sp	<b>613-494</b>				26	87	117							
		10-		•		6Sp	<b>607-727</b>		25	33	52,5	89,9	53,9					11	2	
2.0 16v (103 kW) Eng. M4R714/ 751		10-		•		6Sp	<b>613-494</b>				26	87	117							
		10-		•		6Sp	<b>607-727</b>		25	33	52,5	89,9	53,9					11	2	
<b>Fuego (136) '80-'85</b>			L/R			NOTE	CIFAM ref.	ABS	A	B	C	D	E	F	H	I	L	M	Fig	
1.4 (1360) (35-43-46 kW) Eng. 847720		8/80-	L/R				<b>655-047</b>		23		23	86,5	87	30	80,2		684	s8		
1.6 (1362) (66-68-71 kW) Eng. 843723/ 724/ A6M725/ 726		8/80-	L/R				<b>655-047</b>		23		23	86,5	87	30	80,2		684	s8		
1.6 T. (1365) (97 kW) Eng. A5L750		83-85	L/R				<b>655-107</b>		23		23	90	84,5	34	80		680	s8		
2.0 (1363) (81 kW) Eng. 829710/ J6R710/ 712/ 715/ 726		10/80-10/85		•		M/T	<b>613-072</b>				22	83	79							
		10/80-10/85		•		M/T	<b>607-082</b>		23	25	56,45	90	53,7					11	3	
		10/80-	L/R				<b>655-107</b>		23		23	90	84,5	34	80		680	s8		
2.1 TD (1366) (44-48-53-66 kW) Eng. J8S712		82-	L/R				<b>655-107</b>		23		23	90	84,5	34	80		680	s8		
<b>Grand Modus '08-</b>			L/R			NOTE	CIFAM ref.	ABS	A	B	C	D	E	F	H	I	L	M	Fig	
1.2 16v (55 kW) Eng. D4F740		08-		•		+/-ABS	<b>613-348</b>				20	68	100							
		08-		•		+/-ABS	<b>607-503</b>		23	28	49	76	50					11	2	
1.2 16v TCE (74 kW) Eng. D4F784		08-		•		+/-ABS	<b>613-348</b>				20	68	100							
		08-		•		M/T	<b>613-347</b>				22	82	126							
		08-		•		+/-ABS	<b>607-503</b>		23	28	49	76	50					11	2	
		08-		•		M/T	<b>607-502</b>		23	29	49	79,7	50,2					11	2	






















<b>Grand Modus '08-</b>			L/R			NOTE	CIFAM ref.	ABS	A	B	C	D	E	F	H	I	L	M	Fig
1.5 DCi (63 kW) Eng. K9K750		08-		•		M/T, 5Sp	613-346				20	68	100						
		08-		•		M/T, 6Sp	613-430				26	87	117						
		08-		•			M/T, 5Sp	607-501	23	30	49	83,6	50					11	2
		08-		•			M/T, 6Sp	607-650	25	32	52,65	87,8	54,1					11	2
1.5 DCi (76 kW) Eng. K9K772		08-		•		M/T, 5Sp	613-346				20	68	100						
		08-		•		M/T, 6Sp	613-430				26	87	117						
		08-		•			M/T, 5Sp	607-501	23	30	49	83,6	50					11	2
		08-		•			M/T, 6Sp	607-650	25	32	52,65	87,8	54,1					11	2
1.5 DCi (78 kW) Eng. K9K764		08-		•		M/T, 5Sp	613-346				20	68	100						
		08-		•		M/T, 6Sp	613-430				26	87	117						
		08-		•			M/T, 5Sp	607-501	23	30	49	83,6	50					11	2
		08-		•			M/T, 6Sp	607-650	25	32	52,65	87,8	54,1					11	2
1.6 16v (82 kW) Eng. K4M790		08-		•			613-348				20	68	100						
		08-		•			607-503	23	28	49	76	50					11	2	
<b>Grand Scenic I (JM) '04-'08</b>			L/R			NOTE	CIFAM ref.	ABS	A	B	C	D	E	F	H	I	L	M	Fig
1.5 DCi (74 kW) Eng. K9K729		04-		•			613-390				24	80	116						
		04-		•			607-579	25	30	52,7	83,7	52,1					11	2	
1.5 DCi (78 kW) Eng. K9K732		07-08		•			613-364				31	75	115						
		07-08		•			607-523	25	22	52,5	79,5	53,5					3	2	
1.6 16v (83 kW) Eng. K4M761/ 782		04-08		•		M/T	613-364				31	75	115						
		04-08		•		M/T	607-523	25	22	52,5	79,5	53,5					3	2	
1.9 DCi (60-68-75-77-81-88-96 kW) Eng. F9Q812		04-		•			613-361				22	82	126						
		04-		•			607-519	25	33	52,7	84	52,5					11	2	
1.9 DCi (81 kW) Eng. F9Q804		05-		•			613-361				22	82	126						
		05-		•			607-519	25	33	52,7	84	52,5					11	2	
1.9 DCi (96 kW) Eng. F9Q804		05-		•			613-361				22	82	126						
		05-		•			607-519	25	33	52,7	84	52,5					11	2	
2.0 (99 kW) Eng. F4R770/ 771		04-		•			613-361				22	82	126						
		04-		•			607-519	25	33	52,7	84	52,5					11	2	
2.0 T. (120 kW) Eng. F4R776		04-		•			613-361				22	82	126						
		04-		•			607-519	25	33	52,7	84	52,5					11	2	










<b>Grand Scenic II (JZ) '08-</b>			L/R			NOTE	CIFAM ref.	ABS	A	B	C	D	E	F	H	I	L	M	Fig		
1.4 16v (96 kW) Eng. H4J700		09-		•			<b>613-494</b>				26	87	117								
		09-		•			<b>607-727</b>		25	33	52,5	89,9	53,9					11	2		
1.6 16v (81 kW) Eng. K4M858/ 866		09-		•			<b>613-495</b>				22	82	126								
		09-		•			<b>607-728</b>		25	23	52,5	82	54,9					5	1		
<b>Kangoo I (KC0) '98-'07</b>			L/R			NOTE	CIFAM ref.	ABS	A	B	C	D	E	F	H	I	L	M	Fig		
1.2 (KC0A/K/F/1) (43 kW) Eng. D7F710/ 720/ 722/ 726/ 746		3/98-		•		+ABS	<b>613-260</b>				20	78	103								
		3/98-		•		+ABS	<b>607-378</b>	26	21	30	52,2	84	51					11	2		
		11/02-	L				+ABS, G.Box:JB1/3	<b>655-786</b>	44	21			84		29,94	85,3			630	s7	
		11/02-	R				+ABS, G.Box:JB1/3	<b>655-787</b>	44	21	23		84	80		85,3	40		725	s8	
		3/98-10/02	L				+ABS, M/T, G.Box:JB1/3	<b>655-397</b>	26	21			86		30	85			626	s7	
		3/98-10/02	L				-ABS, M/T, G.Box:JB1/3	<b>655-395</b>		21			86		30	85			623	s7	
		3/98-10/02	R				+ABS, G.Box:JB1/3	<b>655-398</b>	26	21			86	79		85			718	s20	
		3/98-10/02	R				-ABS, G.Box:JB1/3	<b>655-396</b>		21			86	79		85			718	s20	
1.2 16v (KC03/5/6/T/W) (55 kW) Eng. D4F712/ 714/ 716		01-		•		+ABS	<b>613-372</b>				22	76	113								
		01-		•		+ABS	<b>607-542</b>	44	23	30	57,3	85	50,8					11	2		
		01-10/02	L				+ABS, M/T, G.Box:JB1/3	<b>655-397</b>	26	21			86		30	85			626	s7	
		01-10/02	L				-ABS, M/T, G.Box:JB1/3	<b>655-395</b>		21			86		30	85			623	s7	
		01-10/02	R				+ABS, G.Box:JB1/3	<b>655-398</b>	26	21			86	79		85			718	s20	
		01-10/02	R				-ABS, G.Box:JB1/3	<b>655-396</b>		21			86	79		85			718	s20	
		11/02-	L				+ABS, G.Box:JB1/3	<b>655-786</b>	44	21			84		29,94	85,3			630	s7	
		11/02-	R				+ABS, G.Box:JB1/3	<b>655-787</b>	44	21	23		84	80		85,3	40		725	s8	
1.4 (55 kW) Eng. E7J634/ 635/ 780		3/98-		•		+ABS	<b>613-260</b>				20	78	103								
		3/98-		•		+ABS	<b>607-378</b>	26	21	30	52,2	84	51					11	2		
		3/98-	L				+ABS, M/T, G.Box:JB1/3	<b>655-397</b>	26	21			86		30	85			626	s7	
		3/98-	L				-ABS, M/T, G.Box:JB1/3	<b>655-395</b>		21			86		30	85			623	s7	
		3/98-	R				+ABS, M/T, G.Box:JB1/3	<b>655-432</b>	26	21		23	86,5	83,5	30	85			724	s8	
		3/98-	R				-ABS, M/T, G.Box:JB1/3	<b>655-169</b>		21		23	86,5	83,5	30	85			724	s8	
































Kangoo I (KC0) '98-'07		L/R			NOTE	CIFAM ref.	ABS	A	B	C	D	E	F	H	I	L	M	Fig	
1.4 (KC0C/H/B/M) (55 kW) Eng. K7J700/ 701		3/98-		●	+ABS	613-260				20	78	103							
		3/98-		●	+ABS	607-378	26	21	30	52,2	84	51					11	2	
		3/98-	L			+ABS, M/T, G.Box:JB1/3	655-397	26	21		86		30	85			626	s7	
		3/98-	L			-ABS, M/T, G.Box:JB1/3	655-395		21		86		30	85			623	s7	
		3/98-	R			+ABS, M/T, G.Box:JB1/3	655-432	26	21	23	86,5	83,5	30	85			724	s8	
		3/98-	R			-ABS, M/T, G.Box:JB1/3	655-169		21	23	86,5	83,5	30	85			724	s8	
1.5 DCi (42 kW) Eng. K9K710		03-		●	+ABS	613-372				22	76	113							
		12/05-4/06		●	+ABS	613-445				20	78	103							
		03-		●	+ABS	607-542	44	23	30	57,3	85	50,8						11	2
		12/05-4/06		●	+ABS	607-670	44	21	30	52,4	84,9	51,4						11	2
1.5 DCi (50 kW) Eng. K9K752		05-		●	+ABS	613-372				22	76	113							
		05-		●	+ABS	607-542	44	23	30	57,3	85	50,8						11	2
		05-	L			+ABS, M/T	655-1038	44	23	26	84	-	-	-	64	606			
		05-	R			+ABS, M/T	655-1039	44	23	26	84	-	-	-	326	866			
1.5 DCi (62 kW) Eng. K9K718		05-07		●	+ABS	613-446				22	82	126							
		05-07		●	+ABS	607-671	44	23	32	57,5	87,4	52						11	2
		05-	L			+ABS, M/T	655-1038	44	23	26	84	-	-	-	64	606			
		05-	R			+ABS, M/T	655-1039	44	23	26	84	-	-	-	326	866			
1.5 DCi (KC07) (48 kW) Eng. K9K700/ 704		01-		●	+ABS	613-372				22	76	113							
		12/05-4/06		●	+ABS	613-445				20	78	103							
		01-		●	+ABS	607-542	44	23	30	57,3	85	50,8						11	2
		12/05-4/06		●	+ABS	607-670	44	21	30	52,4	84,9	51,4						11	2
		01-10/02	L			+ABS, M/T, G.Box:JB1	655-397	26	21		86		30	85			626	s7	
		01-10/02	L			-ABS, M/T, G.Box:JB1	655-395		21		86		30	85			623	s7	
		01-10/02	R			+ABS, G.Box:JB1	655-398	26	21		86	79		85			718	s20	
		01-10/02	R			-ABS, G.Box:JB1	655-396		21		86	79		85			718	s20	
		11/02-	L			+ABS, G.Box:JB1/3	655-786	44	21		84		29,94	85,3			630	s7	
		11/02-	R			+ABS, G.Box:JB1/3	655-787	44	21	23	84	80		85,3	40		725	s8	




















Kangoo I (KC0) '98-'07			L/R			NOTE	CIFAM ref.	ABS	A	B	C	D	E	F	H	I	L	M	Fig		
1.5 DCi (KC08/9) (60 kW) Eng. K9K702/ 710/ 722		02-07		●		+ABS	613-372				22	76	113								
		12/05-4/06		●		+ABS	613-445				20	78	103								
		02-07		●		+ABS	607-542	44	23	30	57,3	85	50,8						11	2	
		12/05-4/06		●		+ABS	607-670	44	21	30	52,4	84,9	51,4						11	2	
		11/02-07	L				+ABS, M/T, G.Box:JB1	655-865	44	23			83,6		30	86			630	s7	
		11/02-07	R				+ABS, M/T, G.Box:JB1	655-866	44	23	23		83,6	78,5		86	40,2	721	s8		
		7/02-10/02	L				+ABS, M/T, G.Box:JB1	655-1035	26	23		-	83,6	-	30	86	-	630			
		7/02-10/02	R				+ABS, M/T, G.Box:JB1	655-1036	26	23		23	83,6	-	-	86	-	721			
1.6 16v, 4WD (KC0P/S/L) (70 kW) Eng. K4M750/ 752/ 753		01-07	L			+ABS, FWD, M/T, G.Box:JB1/3, Only 4WD	655-918	44	23			82,3		30	84,8			639	s7		
		01-07	R			+ABS, FWD, M/T, G.Box:JB1/3, Only 4WD	655-919	44	23	23		82,3	69,9		84,8	35,5	740	s8			
		01-10/02	L				+ABS, FWD, M/T, G.Box:JB1/3, Exc. 4WD	655-397	26	21			86		30	85		626	s7		
		01-10/02	L				-ABS, FWD, M/T, G.Box:JB1/3, Exc. 4WD	655-395		21			86		30	85		623	s7		
		01-10/02	R				+ABS, FWD, G.Box:JB1/3, Exc. 4WD	655-398	26	21			86	79		85		718	s20		
		01-10/02	R				-ABS, FWD, G.Box:JB1/3, Exc. 4WD	655-396		21			86	79		85		718	s20		
		11/02-	L				+ABS, G.Box:JB1/3, Exc. 4WD	655-786	44	21			84		29,94	85,3		630	s7		
		11/02-	R				+ABS, G.Box:JB1/3, Exc. 4WD	655-787	44	21	23		84	80		85,3	40	725	s8		
1.9 D (KC0D) (40 kW) Eng. F8Q662		3/98-		●		+ABS	613-260				20	78	103								
		3/98-		●		+ABS	607-378	26	21	30	52,2	84	51					11	2		
		3/98-	L				+ABS, M/T, G.Box:JB1	655-397	26	21			86		30	85		626	s7		
		3/98-	L				-ABS, M/T, G.Box:JB1	655-395		21			86		30	85		623	s7		
		3/98-	R				+ABS, M/T, G.Box:JB1	655-432	26	21		23	86,5	83,5	30	85		724	s8		
		3/98-	R				-ABS, M/T, G.Box:JB1	655-169		21		23	86,5	83,5	30	85		724	s8		
1.9 D (KC0E/2/J/N) (47 kW) Eng. F8Q630/ 632		3/98-	L			+ABS, M/T, G.Box:JB1	655-397	26	21			86		30	85		626	s7			
		3/98-	L			-ABS, M/T, G.Box:JB1	655-395		21			86		30	85		623	s7			
		3/98-	R				+ABS, M/T, G.Box:JB1	655-432	26	21		23	86,5	83,5	30	85		724	s8		
		3/98-	R				-ABS, M/T, G.Box:JB1	655-169		21		23	86,5	83,5	30	85		724	s8		
1.9 DCi 4WD (KC0V) (59 kW) Eng. F9Q782/ 790		01-07	L			+ABS, FWD, M/T, G.Box:JB1/3	655-918	44	23			82,3		30	84,8		639	s7			
		01-07	R			+ABS, FWD, M/T, G.Box:JB1/3	655-919	44	23	23		82,3	69,9		84,8	35,5	740	s8			
1.9 DTi (KC0U) (59 kW) Eng. F9Q780		00-10/02	L			+ABS, M/T, G.Box:JB1/3	655-397	26	21			86		30	85		626	s7			
		00-10/02	L			-ABS, M/T, G.Box:JB1/3	655-395		21			86		30	85		623	s7			
		00-10/02	R				+ABS, G.Box:JB1/3	655-398	26	21			86	79		85		718	s20		
		00-10/02	R				-ABS, G.Box:JB1/3	655-396		21			86	79		85		718	s20		
		11/02-	L				+ABS, G.Box:JB1/3	655-786	44	21			84		29,94	85,3		630	s7		
		11/02-	R				+ABS, G.Box:JB1/3	655-787	44	21	23		84	80		85,3	40	725	s8		

















Kangoo II (KW0/1) '08-			L/R			NOTE	CIFAM ref.	ABS	A	B	C	D	E	F	H	I	L	M	Fig	
1.5 DCi (50 kW) Eng. K9K840		08-		•			613-372				22	76	113							
		08-		•			607-542	44	23	30	57,3	85	50,8					11	2	
Koleos '08-			L/R			NOTE	CIFAM ref.	ABS	A	B	C	D	E	F	H	I	L	M	Fig	
2.0 DCi (110 kW) Eng. M9R832/ 833		08-		•		M/T+A/T	613-471				26	86	138							
		08-		•		M/T+A/T	607-698		29	36	56	101,3	60,1					5	2	
2.0 DCi (127 kW) Eng. M9R830		08-		•			613-471				26	86	138							
		08-		•			607-698		29	36	56	101,3	60,1					5	2	
Laguna I (B56, 556) '93-'01			L/R			NOTE	CIFAM ref.	ABS	A	B	C	D	E	F	H	I	L	M	Fig	
1.6 16v (B568, B561) (79 kW) Eng. K4M720/ 724		97-01		•			613-415				22	82	126							
		97-01		•			607-632		23	32	56,2	87	51,2					11	2	
		97-01	L					655-413		23			86		30	84			706	s7
		97-01	R					655-414		23			86		30	84	86	747	s20	
1.8 (B560/S/T) (66 kW) Eng. F3P670/ 678		95-01		•		+/-ABS, Ch -950213	613-165				26	86	138							
		95-01		•		+ABS, Ch -950213, ABS:44	613-208				25	90	107							
		95-01		•		+ABS, Ch -950213, ABS:30	607-336	30	23	25	56,3	90	51,4						11	3
		95-01		•		+ABS, Ch -950213, ABS:44	607-422	44	23	25	56	90	52						3	3
		95-01		•		-ABS, Ch -950213	607-316		23	25	56,3	90	51,4						11	3
		8/95-	L			+ABS, Ch 950214-, G.Box:JC5, Denti nucleo/Teeth race:29	655-303	44	21			86							702	s7
		8/95-	L			-ABS, Ch 950214-, G.Box:JB3, Denti nucleo/Teeth race:29	655-301		21			83,6		30					702	s7
		8/95-	R			+ABS, Ch 950214-, G.Box:JC5, Denti nucleo/Teeth race:29	655-304	44	21		23	86							748	s20
8/95-		R			-ABS, Ch 950214-, G.Box:JB3, Denti nucleo/Teeth race:29	655-302		21		23	83,6	85,5	37					748	s20	

Laguna I (B56, 556) '93-'01			L/R			NOTE	CIFAM ref.	ABS	A	B	C	D	E	F	H	I	L	M	Fig	
1.8 (B56A/B/Z) (66-69-70 kW) Eng. F3P720/ 724		93-01		●		+/-ABS, Ch -950213	<b>613-165</b>				26	86	138							
		93-01		●		+ABS, Ch -950213, ABS:44	<b>613-208</b>				25	90	107							
		93-01		●		+ABS, Ch -950213, ABS:30	<b>607-336</b>	30	23	25	56,3	90	51,4						11	3
		93-01		●		+ABS, Ch -950213, ABS:44	<b>607-422</b>	44	23	25	56	90	52						3	3
		93-01		●		-ABS, Ch -950213	<b>607-316</b>		23	25	56,3	90	51,4						11	3
		5/95-	L				+ABS, Ch 950214-, G.Box:JC5, Denti nucleo/Teeth race:29	<b>655-303</b>	44	21			86						702	s7
		5/95-	L				-ABS, Ch 950214-, G.Box:JB3, Denti nucleo/Teeth race:29	<b>655-301</b>		21			83,6		30				702	s7
		5/95-	L				-ABS, Ch 950214-, G.Box:JB3/JC5, Denti nucleo/Teeth race:25	<b>655-589</b>		21			90			83			702	s7
		5/95-	R				+ABS, Ch 950214-, G.Box:JC5, Denti nucleo/Teeth race:29	<b>655-304</b>	44	21		23	86						748	s20
		5/95-	R				-ABS, Ch 950214-, G.Box:JB3, Denti nucleo/Teeth race:29	<b>655-302</b>		21		23	83,6	85,5	37				748	s20
		5/95-	R				-ABS, Ch 950214-, G.Box:JB3/JC5, Denti nucleo/Teeth race:25	<b>655-590</b>		21			90			83			748	s8
		93-4/95	L				+ABS, Ch -950213, G.Box:JB3-JC5, Denti nucleo/Teeth race:25	<b>655-299</b>	44	23			90		30	83			700	s7
		93-4/95	L				-ABS, Ch -950213, G.Box:JB3-JC5, Denti nucleo/Teeth race:25	<b>655-297</b>		23			90		30	83			700	s7
		93-4/95	R				+ABS, Ch -950213, G.Box:JB3-JC5, Denti nucleo/Teeth race:25	<b>655-300</b>	44	23		23	90	85,5	37	83			745	s20
93-4/95		R				-ABS, Ch -950213, G.Box:JB3-JC5, Denti nucleo/Teeth race:25	<b>655-298</b>		23		23	90	85,5	37	83			745	s20	
1.8 16v (B563, B564) (88 kW) Eng. F4P760		97-01		●			<b>613-415</b>				22	82	126							
		97-01		●				<b>607-632</b>		23	32	56,2	87	51,2					11	2
		98-01	L					<b>655-413</b>		23			86		30	84			706	s7
		98-01	R					<b>655-414</b>		23			86		30	84	86		747	s20
1.9 DTi (B56J) (72 kW) Eng. F9Q710/ 716		97-	L				<b>655-413</b>		23			86		30	84			706	s7	
		97-	R					<b>655-414</b>		23			86		30	84	86		747	s20





























Laguna I (B56, 556) '93-'01		L/R			NOTE	CIFAM ref.	ABS	A	B	C	D	E	F	H	I	L	M	Fig	
2.0 (B56C/H/L/N) (70-80-83 kW) Eng. F3R611/722/ 723/ 768		93-01	●		+/-ABS, Ch -950213	613-165				26	86	138							
		93-01	●		+ABS, Ch -950213, ABS:44	613-208				25	90	107							
		93-01	●		+ABS, Ch -950213, ABS:30	607-336	30	23	25	56,3	90	51,4						11	3
		93-01	●		+ABS, Ch -950213, ABS:44	607-422	44	23	25	56	90	52						3	3
		93-01	●		-ABS, Ch -950213	607-316		23	25	56,3	90	51,4						11	3
		5/95-	L			+ABS, Ch 950214-, G.Box:JC5, Denti nucleo/Teeth race:29	655-303	44	21			86						702	s7
		5/95-	L			-ABS, Ch 950214-, G.Box:JB3, Denti nucleo/Teeth race:29	655-301		21			83,6		30				702	s7
		5/95-	R			+ABS, Ch 950214-, G.Box:JC5, Denti nucleo/Teeth race:29	655-304	44	21		23	86						748	s20
		5/95-	R			-ABS, Ch 950214-, G.Box:JB3, Denti nucleo/Teeth race:29	655-302		21		23	83,6	85,5	37				748	s20
		7/95-	L			-ABS, Ch 950214-, G.Box:JB3/JC5, Denti nucleo/Teeth race:25	655-589		21			90				83		702	s7
		7/95-	R			-ABS, Ch 950214-, G.Box:JB3/JC5, Denti nucleo/Teeth race:25	655-590		21			90				83		748	s8
		93-4/95	L			+ABS, Ch -950213, G.Box:JB3-JC5, Denti nucleo/Teeth race:25	655-299	44	23			90		30	83			700	s7
		93-4/95	L			-ABS, Ch -950213, G.Box:JB3-JC5, Denti nucleo/Teeth race:25	655-297		23			90		30	83			700	s7
		93-4/95	R			+ABS, Ch -950213, G.Box:JB3-JC5, Denti nucleo/Teeth race:25	655-300	44	23		23	90	85,5	37	83			745	s20
93-4/95		R			-ABS, Ch -950213, G.Box:JB3-JC5, Denti nucleo/Teeth race:25	655-298		23		23	90	85,5	37	83			745	s20	
2.0 16v (556A/B) (103 kW) Eng. F4R780		97-01	●			613-415				22	82	126							
		97-01	●			607-632		23	32	56,2	87	51,2					11	2	
2.0 16v (B56 D/M) (102-103 kW) Eng. N7Q700/704		95-01	●		+/-ABS	613-165				26	86	138							
		95-01	●		+ABS, ABS:44	613-208				25	90	107							
		95-01	●		+ABS, ABS:30	607-336	30	23	25	56,3	90	51,4						11	3
		95-01	●		+ABS, ABS:44	607-422	44	23	25	56	90	52						3	3
		95-01	●		-ABS	607-316		23	25	56,3	90	51,4						11	3
2.2 D (61 kW) Eng. G8T752/ 794		96-01	●		+/-ABS	613-165				26	86	138							
		96-01	●		+ABS, ABS:44	613-208				25	90	107							
		96-01	●		+ABS, ABS:30	607-336	30	23	25	56,3	90	51,4						11	3
		96-01	●		+ABS, ABS:44	607-422	44	23	25	56	90	52						3	3
		96-01	●		-ABS	607-316		23	25	56,3	90	51,4						11	3
		96-01	L			+ABS, G.Box:JC5	655-307	44	23			90		30	83			659	s7
		96-01	L			-ABS, G.Box:JC5	655-305		23			90		30	83			659	s7
		96-01	R			+ABS, G.Box:JC5	655-308	44	23			90		37	83	254	795	s6	
96-01	R			-ABS, G.Box:JC5	655-306		23			90		37	83	254	795	s6			


























<b>Laguna I (B56, 556) '93-'01</b>			L/R			NOTE	CIFAM ref.	ABS	A	B	C	D	E	F	H	I	L	M	Fig	
2.2 D (B56F/2) (61 kW) Eng. G8T706/ 790		93-01		●		+/-ABS	<b>613-165</b>				26	86	138							
		93-01		●		+ABS, ABS:44	<b>613-208</b>				25	90	107							
		93-01		●			+ABS, ABS:30	<b>607-336</b>	30	23	25	56,3	90	51,4					11	3
		93-01		●			+ABS, ABS:44	<b>607-422</b>	44	23	25	56	90	52					3	3
		93-01		●			-ABS	<b>607-316</b>		23	25	56,3	90	51,4					11	3
		93-01	L				+ABS, G.Box:JC5	<b>655-307</b>	44	23			90		30	83		659	s7	
		93-01	L				-ABS, G.Box:JC5	<b>655-305</b>		23			90		30	83		659	s7	
		93-01	R				+ABS, G.Box:JC5	<b>655-308</b>	44	23			90		37	83	254	795	s6	
		93-01	R				-ABS, G.Box:JC5	<b>655-306</b>		23			90		37	83	254	795	s6	
	2.2 DT (B569) (83 kW) Eng. G8T714/ 716/ 740/ 760		96-01		●		+/-ABS	<b>613-165</b>				26	86	138						
96-01				●			+ABS, ABS:44	<b>613-208</b>				25	90	107						
		96-01		●			+ABS	<b>607-336</b>	30	23	25	56,3	90	51,4					11	3
		96-01		●			+ABS, ABS:44	<b>607-422</b>	44	23	25	56	90	52					3	3
		96-01		●			-ABS	<b>607-316</b>		23	25	56,3	90	51,4					11	3
		96-01	L				+ABS, M/T+A/T, G.Box:AD8/PK1	<b>655-319</b>	44	23			90		37	83		591	s7	
		96-01	R				+ABS, M/T+A/T, G.Box:AD8/PK1	<b>655-320</b>	44	23		39	90	82,9		83	422	951	s4	
3.0 (B56E/R, B565) (123 kW) Eng. Z7X760/ 765		93-	L			+ABS, M/T+A/T, G.Box:AD8/PK1	<b>655-319</b>	44	23			90		37	83		591	s7		
		93-	R			+ABS, M/T+A/T, G.Box:AD8/PK1	<b>655-320</b>	44	23		39	90	82,9		83	422	951	s4		
3.0 24v (B56V) (140 kW) Eng. L7X700/ 701		93-	L			+ABS, M/T+A/T, G.Box:AD8/PK1	<b>655-319</b>	44	23			90		37	83		591	s7		
		93-	R			+ABS, M/T+A/T, G.Box:AD8/PK1	<b>655-320</b>	44	23		39	90	82,9		83	422	951	s4		
<b>Laguna I (K56) SW '95-'01</b>			L/R			NOTE	CIFAM ref.	ABS	A	B	C	D	E	F	H	I	L	M	Fig	
1.6 16v (K568) (79 kW) Eng. K4M720/ 724		97-01		●			<b>613-415</b>				22	82	126							
		97-01		●				<b>607-632</b>		23	32	56,2	87	51,2					11	2
		97-01	L					<b>655-413</b>		23			86		30	84		706	s7	
		97-01	R					<b>655-414</b>		23			86		30	84	86	747	s20	































Laguna I (K56) SW '95-'01		L/R			NOTE	CIFAM ref.	ABS	A	B	C	D	E	F	H	I	L	M	Fig		
1.8 (K56S/T/0) (66 kW) Eng. F3P670/ 678		9/95-		●	-ABS, Ch 950214-, G.box:JB3/JC5, Axle Teeth number 25	613-164				22	80	83								
		9/95-		●	-ABS, Ch 950214-, G.box:JB3/JC5, Axle Teeth number 25	607-204		21	25	56,3	90	54					11	3		
		95-	L			+ABS, Ch 950214-, G.Box:JC5, Denti nucleo/Teeth race:29	655-303	44	21			86						702	s7	
		95-	L			-ABS, Ch 950214-, G.Box:JB3, Denti nucleo/Teeth race:29	655-301		21			83,6		30				702	s7	
		95-	L			-ABS, Ch 950214-, G.Box:JB3/JC5, Denti nucleo/Teeth race:25	655-589		21			90				83		702	s7	
		95-	R			+ABS, Ch 950214-, G.Box:JC5, Denti nucleo/Teeth race:29	655-304	44	21		23	86						748	s20	
		95-	R			-ABS, Ch 950214-, G.Box:JB3, Denti nucleo/Teeth race:29	655-302		21		23	83,6	85,5	37				748	s20	
95-	R			-ABS, Ch 950214-, G.Box:JB3/JC5, Denti nucleo/Teeth race:25	655-590		21			90				83		748	s8			
1.8 (K56Z) (66-69 kW) Eng. F3P720/ 724		9/95-		●	-ABS, Ch 950214-, G.box:JB3/JC5, Axle Teeth number 25	613-164				22	80	83								
		9/95-		●	-ABS, Ch 950214-, G.box:JB3/JC5, Axle Teeth number 25	607-204		21	25	56,3	90	54					11	3		
		95-	L			+ABS, Ch 950214-, G.Box:JC5, Denti nucleo/Teeth race:29	655-303	44	21			86						702	s7	
		95-	L			-ABS, Ch 950214-, G.Box:JB3, Denti nucleo/Teeth race:29	655-301		21			83,6		30				702	s7	
		95-	R			+ABS, Ch 950214-, G.Box:JC5, Denti nucleo/Teeth race:29	655-304	44	21		23	86						748	s20	
95-	R			-ABS, Ch 950214-, G.Box:JB3, Denti nucleo/Teeth race:29	655-302		21		23	83,6	85,5	37				748	s20			
1.8 16v (K563, K564) (88 kW) Eng. F4P760		98-01		●		613-415				22	82	126								
		98-01		●		607-632		23	32	56,2	87	51,2					11	2		
		98-01	L				655-413		23			86		30	84			706	s7	
		98-01	R				655-414		23			86		30	84	86		747	s20	
1.9 DTi (K56J) (72 kW) Eng. F9Q710/ 716		97-	L		-ABS	655-413		23			86		30	84			706	s7		
		97-	R		-ABS	655-414		23			86		30	84	86		747	s20		
2.0 (K56C/H) (80-84 kW) Eng. F3R722/ 723/ 768		9/95-		●	-ABS, Ch 950214-, G.box:JB3/JC5, Axle Teeth number 25	613-164				22	80	83								
		9/95-		●	-ABS, Ch 950214-, G.box:JB3/JC5, Axle Teeth number 25	607-204		21	25	56,3	90	54					11	3		
		7/95-	L			-ABS, Ch 950214-, G.Box:JB3/JC5, Denti nucleo/Teeth race:25	655-589		21			90				83		702	s7	
		7/95-	R			-ABS, Ch 950214-, G.Box:JB3/JC5, Denti nucleo/Teeth race:25	655-590		21			90				83		748	s8	
2.0 16v (A56A/B) (103 kW) Eng. F4R780		99-01		●		613-415				22	82	126								
		99-01		●		607-632		23	32	56,2	87	51,2					11	2		
		99-01	L				655-413		23			86		30	84			706	s7	
		99-01	R				655-414		23			86		30	84	86		747	s20	


























Laguna I (K56) SW '95-'01		L/R			NOTE	CIFAM ref.	ABS	A	B	C	D	E	F	H	I	L	M	Fig		
2.0 16v (K56 D/M) (102 kW) Eng. N7Q700/ 704		95-01		●	+/-ABS	<b>613-165</b>				26	86	138								
		95-01		●	+ABS, ABS:44	<b>613-208</b>				25	90	107								
		95-01		●	+ABS, ABS:30	<b>607-336</b>	30	23	25	56,3	90	51,4						11	3	
		95-01		●	+ABS, ABS:44	<b>607-422</b>	44	23	25	56	90	52						3	3	
		95-01		●	-ABS	<b>607-316</b>		23	25	56,3	90	51,4						11	3	
2.2 D (61 kW) Eng. G8T752/ 794		96-01		●	+/-ABS	<b>613-165</b>				26	86	138								
		96-01		●	+ABS, ABS:44	<b>613-208</b>				25	90	107								
		96-01		●	+ABS, ABS:30	<b>607-336</b>	30	23	25	56,3	90	51,4						11	3	
		96-01		●	+ABS, ABS:44	<b>607-422</b>	44	23	25	56	90	52						3	3	
		96-01		●	-ABS	<b>607-316</b>		23	25	56,3	90	51,4						11	3	
		96-01	L			G.Box:JC5	<b>655-305</b>		23			90		30	83		659	s7		
		96-01	L			+ABS, G.Box:JC5	<b>655-307</b>	44	23			90		30	83		659	s7		
		96-01	R			G.Box:JC5	<b>655-306</b>		23			90		37	83	254	795	s6		
96-01		R			+ABS, G.Box:JC5	<b>655-308</b>	44	23			90		37	83	254	795	s6			
2.2 D (K56F/2, S56F) (61 kW) Eng. G8T706/ 790		95-01		●	+/-ABS	<b>613-165</b>				26	86	138								
		95-01		●	+ABS, ABS:44	<b>613-208</b>				25	90	107								
		95-01		●	+ABS, ABS:30	<b>607-336</b>	30	23	25	56,3	90	51,4						11	3	
		95-01		●	+ABS, ABS:44	<b>607-422</b>	44	23	25	56	90	52						3	3	
		95-01		●	-ABS	<b>607-316</b>		23	25	56,3	90	51,4						11	3	
		95-01	L			G.Box:JC5	<b>655-305</b>		23			90		30	83		659	s7		
		95-01	L			+ABS, G.Box:JC5	<b>655-307</b>	44	23			90		30	83		659	s7		
		95-01	R			G.Box:JC5	<b>655-306</b>		23			90		37	83	254	795	s6		
95-01		R			+ABS, G.Box:JC5	<b>655-308</b>	44	23			90		37	83	254	795	s6			
2.2 DT (K569) (83 kW) Eng. G8T714/ 716/ 740/ 760		96-01		●	+/-ABS	<b>613-165</b>				26	86	138								
		96-01		●	+ABS, ABS:44	<b>613-208</b>				25	90	107								
		96-01		●	+ABS	<b>607-336</b>	30	23	25	56,3	90	51,4						11	3	
		96-01		●	+ABS, ABS:44	<b>607-422</b>	44	23	25	56	90	52						3	3	
		96-01		●	-ABS	<b>607-316</b>		23	25	56,3	90	51,4						11	3	
	96-01	L			+ABS, M/T+A/T, G.Box:AD8/PK1	<b>655-319</b>	44	23			90		37	83		591	s7			
	96-01	R			+ABS, M/T+A/T, G.Box:AD8/PK1	<b>655-320</b>	44	23	39	90	82,9		83	422	951	s4				
3.0 (K56R, K565) (123 kW) Eng. Z7X760/ 765		93-	L		+ABS, M/T+A/T, G.Box:AD8/PK1	<b>655-319</b>	44	23			90		37	83		591	s7			
		93-	R		+ABS, M/T+A/T, G.Box:AD8/PK1	<b>655-320</b>	44	23	39	90	82,9		83	422	951	s4				
3.0 24v (K56V) (140 kW) Eng. L7X700/ 701		93-	L		+ABS, M/T+A/T, G.Box:AD8/PK1	<b>655-319</b>	44	23			90		37	83		591	s7			
		93-	R		+ABS, M/T+A/T, G.Box:AD8/PK1	<b>655-320</b>	44	23	39	90	82,9		83	422	951	s4				



































Laguna II (B74) '01-'07		L/R			NOTE	CIFAM ref.	ABS	A	B	C	D	E	F	H	I	L	M	Fig
1.6 16v (82 kW) Eng. K4M716		05-	L		M/T	655-1031		27		-	82	-	30	92	-	721		
		05-	R		M/T	655-1032		27		23	82	78,5	30	92	186	795		
1.6 16v (BG0A/L) (70-79 kW) Eng. K4M710/ 711		01-		●		613-389				22	82	126						
		01-		●		607-574		27	32	56,7	87,8	52,5					11	2
		3/01-	L		M/T	655-1031		27		-	82	-	30	92	-	721		
		3/01-	R		M/T	655-1032		27		23	82	78,5	30	92	186	795		
1.8 16v (BG0J) (85-88-89 kW) Eng. F4P770/ 771/ 773/ 774/ 775		01-		●		613-389				22	82	126						
		01-		●		607-574		27	32	56,7	87,8	52,5					11	2
		01-07	L		M/T, G.Box:JR5	655-863		27			87,6		30	92		721		
		01-07	R		M/T, G.Box:JR5	655-864		27	23		87,6	68	29,7	92	186	800	s4	
1.9 DCi (68 kW) Eng. F9Q664		04-		●		613-363				27	92	136						
		04-		●		607-522		27	35	56,7	95,1	52,4					11	2
1.9 DCi (79-81 kW) Eng. F9Q674/ 718/ 754		05-07		●		613-363				27	92	136						
		05-07		●		607-522		27	35	56,7	95,1	52,4					11	2
		05-07	L		M/T, 5-6Sp	655-871		27			95		37			634	s7	
		05-07	R		M/T, 5-6Sp	655-873		27	39		95	89,1		91	363	976	s4	
1.9 DCi (96 kW) Eng. F9Q758/ 759		05-07		●		613-389				22	82	126						
		05-07		●		607-574		27	32	56,7	87,8	52,5					11	2
1.9 DCi (BG0E) (77 kW) Eng. F9Q752		01-07		●		613-389				22	82	126						
		01-07		●		607-574		27	32	56,7	87,8	52,5					11	2
		01-07	L		M/T, 5-6Sp	655-871		27			95		37			634	s7	
		01-07	R		M/T, 5-6Sp	655-872		27	39		95	81,5		91	363	969	s4	
1.9 DCi (BG0G) (88 kW) Eng. F9Q670/ 750/ 756		01-07		●		613-363				27	92	136						
		01-07		●		607-522		27	35	56,7	95,1	52,4					11	2
		01-07	L		M/T, 5-6Sp	655-871		27			95		37			634	s7	
		01-07	R		M/T, 5-6Sp	655-873		27	39		95	89,1		91	363	976	s4	
1.9 DCi (BG0R) (74 kW) Eng. F9Q752, F9Q754		01-		●		613-389				22	82	126						
		01-		●		607-574		27	32	56,7	87,8	52,5					11	2
2.0 16v (98-99 kW) Eng. F4R712/ 713/ 714/ 715		02-07		●		613-389				22	82	126						
		02-07		●		607-574		27	32	56,7	87,8	52,5					11	2
		02-07	L		M/T, G.Box:JR5	655-863		27			87,6		30	92		721		
		02-07	R		M/T, G.Box:JR5	655-864		27	23		87,6	68	29,7	92	186	800	s4	






















<b>Laguna II (B74) '01-'07</b>			L/R			NOTE	CIFAM ref.	ABS	A	B	C	D	E	F	H	I	L	M	Fig		
2.0 16v IDE (BG0N/P) (103 kW) Eng. F5R700		01-07		•			<b>613-389</b>				22	82	126								
		01-07		•			<b>607-574</b>		27	32	56,7	87,8	52,5					11	2		
		01-07	L			M/T, G.Box:JR5	<b>655-863</b>		27			87,6		30	92			721			
		01-07	R			M/T, G.Box:JR5	<b>655-864</b>		27	23		87,6	68	29,7	92	186	800	s4			
2.0 DCi (110 kW) Eng. M9R740		05-		•			<b>613-512</b>				29,5	100,6	130								
		05-		•			<b>607-576</b>		27	37	56,7	103,5	52,4					11	2		
2.2 DCi (102 kW) Eng. G9T600		05-		•			<b>613-363</b>				27	92	136								
		05-		•			<b>607-522</b>		27	35	56,7	95,1	52,4					11	2		
2.2 DCi (BG09) (85 kW) Eng. G9T600		04-		•			<b>613-512</b>				29,5	100,6	130								
		04-		•			<b>607-576</b>		27	37	56,7	103,5	52,4					11	2		
2.2 DCi (BG0F) (110 kW) Eng. G9T702/ 742/ 743		01-		•			<b>613-512</b>				29,5	100,6	130								
		01-		•			<b>607-576</b>		27	37	56,7	103,5	52,4					11	2		
<b>Laguna II (K74) SW '01-'07</b>			L/R			NOTE	CIFAM ref.	ABS	A	B	C	D	E	F	H	I	L	M	Fig		
1.6 16v (82 kW) Eng. K4M716		3/01-	L			M/T	<b>655-1031</b>		27		-	82	-	30	92	-	721				
		3/01-	R			M/T	<b>655-1032</b>		27		23	82	78,5	30	92	186	795				
1.6 16v (KG0A/L) (70-79-83 kW) Eng. K4M710/ 711		3/01-	L			M/T	<b>655-1031</b>		27		-	82	-	30	92	-	721				
		3/01-	R			M/T	<b>655-1032</b>		27		23	82	78,5	30	92	186	795				
1.8 16v (KG0J) (85-88 kW) Eng. F4P770/ 771/ 773/ 774/ 775		01-07		•			<b>613-389</b>				22	82	126								
		01-07		•			<b>607-574</b>		27	32	56,7	87,8	52,5					11	2		
		01-07	L			M/T, G.Box:JR5	<b>655-863</b>		27			87,6		30	92			721			
		01-07	R			M/T, G.Box:JR5	<b>655-864</b>		27	23		87,6	68	29,7	92	186	800	s4			
1.9 DCi (68 kW) Eng. F9Q664		04-		•			<b>613-363</b>				27	92	136								
		04-		•			<b>607-522</b>		27	35	56,7	95,1	52,4					11	2		
		05-07	L			M/T, 5-6Sp	<b>655-871</b>		27			95		37				634	s7		
		05-07	R			M/T, 5-6Sp	<b>655-873</b>		27	39		95	89,1		91	363	976	s4			
1.9 DCi (79 kW) Eng. F9Q718/ 754		01-		•		M/T, 5Sp	<b>613-512</b>				29,5	100,6	130								
		01-		•		M/T, 5Sp	<b>607-576</b>		27	37	56,7	103,5	52,4					11	2		
		05-07	L			M/T, 5-6Sp	<b>655-871</b>		27			95		37				634	s7		
		05-07	R			M/T, 5-6Sp	<b>655-873</b>		27	39		95	89,1		91	363	976	s4			
























Laguna II (K74) SW '01-'07		L/R			NOTE	CIFAM ref.	ABS	A	B	C	D	E	F	H	I	L	M	Fig	
1.9 DCi (81 kW) Eng. F9Q674		05-		●		613-363				27	92	136							
		05-		●		607-522		27	35	56,7	95,1	52,4					11	2	
		05-07	L			M/T, 5-6Sp	655-871		27			95		37			634	s7	
		05-07	R			M/T, 5-6Sp	655-873		27	39		95	89,1		91	363	976	s4	
1.9 DCi (96 kW) Eng. F9Q758/ 759		05-		●		613-389				22	82	126							
		05-		●		607-574		27	32	56,7	87,8	52,5					11	2	
1.9 DCi (KG0E) (77 kW) Eng. F9Q752		01-		●		613-389				22	82	126							
		01-		●		607-574		27	32	56,7	87,8	52,5					11	2	
1.9 DCi (KG0G) (88 kW) Eng. F9Q670/ 750/ 756		01-		●		613-363				27	92	136							
		01-		●		607-522		27	35	56,7	95,1	52,4					11	2	
		05-07	L			M/T, 5-6Sp	655-871		27			95		37			634	s7	
		05-07	R			M/T, 5-6Sp	655-873		27	39		95	89,1		91	363	976	s4	
1.9 DCi (KG0R) (74 kW) Eng. F9Q754		01-		●		613-389				22	82	126							
		01-		●		607-574		27	32	56,7	87,8	52,5					11	2	
		05-07	L			M/T, 5-6Sp	655-871		27			95		37			634	s7	
		05-07	R			M/T, 5-6Sp	655-873		27	39		95	89,1		91	363	976	s4	
2.0 16v (99 kW) Eng. F4R712/ 713/ 714/ 715		02-07		●		613-389				22	82	126							
		02-07		●		607-574		27	32	56,7	87,8	52,5					11	2	
		02-07	L			M/T, G.Box:JR5	655-863		27			87,6		30	92		721		
		02-07	R			M/T, G.Box:JR5	655-864		27	23		87,6	68	29,7	92	186	800	s4	
2.0 16v IDE (KG0N/P) (103 kW) Eng. F5R700		01-07		●		613-389				22	82	126							
		01-07		●		607-574		27	32	56,7	87,8	52,5					11	2	
		01-07	L			M/T, G.Box:JR5	655-863		27			87,6		30	92		721		
		01-07	R			M/T, G.Box:JR5	655-864		27	23		87,6	68	29,7	92	186	800	s4	
2.0 DCi (110 kW) Eng. M9R740		05-		●		613-512				29,5	100,6	130							
		05-		●		607-576		27	37	56,7	103,5	52,4					11	2	
2.2 DCi (102 kW) Eng. G9T600		05-		●		613-363				27	92	136							
		05-		●		607-522		27	35	56,7	95,1	52,4					11	2	
2.2 DCi (KG09) (85 kW) Eng. G9T600		04-		●		613-512				29,5	100,6	130							
		04-		●		607-576		27	37	56,7	103,5	52,4					11	2	
2.2 DCi (KG0F) (110 kW) Eng. G9T702		01-		●		613-512				29,5	100,6	130							
		01-		●		607-576		27	37	56,7	103,5	52,4					11	2	

<b>Laguna III, SW, Coupe '07-</b>			L/R			NOTE	CIFAM ref.	ABS	A	B	C	D	E	F	H	I	L	M	Fig		
2.0 DCi (110 kW) Eng. M9R802/ 805/ 809		07-		•			<b>613-496</b>				27	90	140								
		07-		•			<b>607-731</b>		27	35	56,6	94,9	53						11	2	
2.0 DCi (127 kW) Eng. M9R800		07-		•			<b>613-496</b>				27	90	140								
		07-		•			<b>607-731</b>		27	35	56,6	94,9	53						11	2	
<b>Logan, SW (LS, KS) '04-</b>			L/R			NOTE	CIFAM ref.	ABS	A	B	C	D	E	F	H	I	L	M	Fig		
1.5 DCi (50 kW) Eng. K9K792		07-		•			<b>613-346</b>				20	68	100								
		07-		•			<b>607-501</b>		23	30	49	83,6	50						11	2	
1.6 (77 kW) Eng. K7M690		07-		•			<b>613-346</b>				20	68	100								
		07-		•			<b>607-501</b>		23	30	49	83,6	50						11	2	
<b>Megane I (BA) '96-'02</b>			L/R			NOTE	CIFAM ref.	ABS	A	B	C	D	E	F	H	I	L	M	Fig		
1.4 16v (BA0D/W,1H/0) (70 kW) Eng. K4J714/ 750		3/99-02		•		+ABS	<b>613-225</b>				28	74	115								
		3/99-02		•		+ABS	<b>607-310</b>	44	21	22	51	80,8	53						5	2	
		3/99-02	L				+ABS, Mod. BA0W	<b>655-115</b>	44	21			81		30	84		648	s7		
		3/99-02	L				+ABS, G.Box:JB1/3/JC5, Exc. Mod. BA0W	<b>655-599</b>	44	21			86			84,5		653	s7		
		3/99-02	L				-ABS, Mod. BA0W	<b>655-117</b>		21			81		30	84		648	s7		
		3/99-02	L				-ABS, G.Box:JB1/3/JC5, Exc. Mod. BA0W	<b>655-597</b>		21			86		30	84,5		653	s7		
		3/99-02	R				+ABS, Mod. BA0W	<b>655-116</b>	44	21		23	81	81,5	30	84		742	s8		
		3/99-02	R				+ABS, G.Box:JB1/3/JC5, Exc. Mod. BA0W	<b>655-600</b>	44	21			86			84,5		745	s8		
		3/99-02	R				-ABS, Mod. BA0W	<b>655-118</b>		21		23	81	81,5	30	84		742	s8		
3/99-02	R				-ABS, G.Box:JB1/3/JC5, Exc. Mod. BA0W	<b>655-598</b>		21			86			84,5		745	s8				
1.4 e (BA0E/V) (55 kW) Eng. E7J626/ 764		96-		•		+ABS	<b>613-225</b>				28	74	115								
		96-		•		+ABS	<b>607-310</b>	44	21	22	51	80,8	53						5	2	
		96-	L				+ABS	<b>655-115</b>	44	21			81		30	84		648	s7		
		96-	L				-ABS	<b>655-117</b>		21			81		30	84		648	s7		
		96-	R				+ABS	<b>655-116</b>	44	21		23	81	81,5	30	84		742	s8		
		96-	R				-ABS	<b>655-118</b>		21		23	81	81,5	30	84		742	s8		
1.4 Eco (BA0T) (52 kW) Eng. E7J624		96-		•		+ABS	<b>613-225</b>				28	74	115								
		96-		•		+ABS	<b>607-310</b>	44	21	22	51	80,8	53						5	2	























Megane I (BA) '96-'02		L/R			NOTE	CIFAM ref.	ABS	A	B	C	D	E	F	H	I	L	M	Fig	
1.6 16v (BA11/04/0B/1J) (64-70-79-83 kW) Eng. K4M700/ 701/ 704/ 708		3/99-02	L		+ABS, G.Box:JB1/3/JC5	655-599	44	21			86			84,5		653	s7		
		3/99-02	L		-ABS, G.Box:JB1/3/JC5	655-597		21			86		30	84,5		653	s7		
		3/99-02	R			+ABS, G.Box:JB1/3/JC5	655-600	44	21			86			84,5		745	s8	
		3/99-02	R			-ABS, G.Box:JB1/3/JC5	655-598		21			86			84,5		745	s8	
1.6 e (BA0F/S) (66 kW) Eng. K7M702/ 703/ 790		96-99		●	+ABS	613-225				28	74	115							
		96-99		●	+ABS	607-310	44	21	22	51	80,8	53					5	2	
		96-99	L			+ABS	655-115	44	21			81		30	84		648	s7	
		96-99	L			-ABS	655-117		21			81		30	84		648	s7	
		96-99	R			+ABS	655-116	44	21		23	81	81,5	30	84		742	s8	
		96-99	R			-ABS	655-118		21		23	81	81,5	30	84		742	s8	
1.6 i (BA0L) (55-66 kW) Eng. K7M720		96-99		●	+ABS	613-225				28	74	115							
		96-99		●	+ABS	607-310	44	21	22	51	80,8	53					5	2	
		96-99	L			+ABS	655-115	44	21			81		30	84		648	s7	
		96-99	L			-ABS	655-117		21			81		30	84		648	s7	
		96-99	R			+ABS	655-116	44	21		23	81	81,5	30	84		742	s8	
		96-99	R			-ABS	655-118		21		23	81	81,5	30	84		742	s8	
1.8 16v (BA06, BA12/A/M/R) (85-88 kW) Eng. F4P720/ 722		01-		●	+ABS	613-388				26	86	138							
		01-		●	+ABS	607-573	44	23	35	57,4	95	51					11	2	
		01-02	L			+ABS	655-591	44	23			95			86		657	s7	
		1/01-2/01	R			+ABS	655-592	44	23		23	90				85		745	s8
		2/01-	R			+ABS	655-593	44	23		23	87,5				86		749	s6
1.9 D (B/SA0U/A) (47 kW) Eng. F8Q620/ 624		96-		●	+ABS	613-225				28	74	115							
		96-		●	+ABS	607-310	44	21	22	51	80,8	53					5	2	
		96-	L			+ABS	655-115	44	21			81		30	84		648	s7	
		96-	L			-ABS	655-117		21			81		30	84		648	s7	
		96-	R			+ABS	655-116	44	21		23	81	81,5	30	84		742	s8	
		96-	R			-ABS	655-118		21		23	81	81,5	30	84		742	s8	
1.9 DCi (BA05, BA1F) (75 kW) Eng. F9Q732/ 733		01-		●	+ABS	613-372				22	76	113							
		01-		●	+ABS	607-542	44	23	30	57,3	85	50,8					11	2	
		01-02	L			+ABS	655-594	44	23			84		30	86		655	s7	
		1/01-2/01	R			+ABS	655-595	44	23		23	85	80		86		746	s8	
		2/01-	R			+ABS	655-596	44	23		28	83,6		29,8	86		750	s7	
















Megane I (BA) '96-'02		L/R			NOTE	CIFAM ref.	ABS	A	B	C	D	E	F	H	I	L	M	Fig		
1.9 DT (B/SA0K/Y) (66 kW) Eng. F8Q784/ 786		96-		●	+ABS	613-225				28	74	115								
		96-		●	+ABS	607-310	44	21	22	51	80,8	53					5	2		
		96-	L			+ABS	655-115	44	21			81		30	84		648	s7		
		96-	L			-ABS	655-117		21			81		30	84		648	s7		
		96-	R			+ABS	655-116	44	21		23	81	81,5	30	84		742	s8		
		96-	R			-ABS	655-118		21		23	81	81,5	30	84		742	s8		
1.9 DTi (BA08/N) (72 kW) Eng. F9Q730/ 731/ 732/ 733/ 734/ 736		97-02		●	+ABS	613-225				28	74	115								
		97-02		●	+ABS	607-310	44	21	22	51	80,8	53					5	2		
		97-	L			+ABS, G.Box:JC5	655-594	44	23			84		30	86		655	s7		
		97-	R			+ABS, G.Box:JC5	655-595	44	23		23	85	80		86		746	s8		
1.9 DTi (BA1U) (59 kW) Eng. F9Q744		01-		●	+ABS	613-372				22	76	113								
		01-		●	+ABS	607-542	44	23	30	57,3	85	50,8					11	2		
		01-	L			+ABS	655-594	44	23			84		30	86		655	s7		
		1/01-2/01	R			+ABS	655-595	44	23		23	85	80		86		746	s8		
		2/01-	R			+ABS	655-596	44	23		28	83,6		29,8	86		750	s7		
2.0 (BA0G) (80-83-84 kW) Eng. F3R750/ 751		96-		●	+ABS	613-225				28	74	115								
		96-		●	+ABS	607-310	44	21	22	51	80,8	53					5	2		
		96-	L			+ABS	655-115	44	21			81		30	84		648	s7		
		96-	L			-ABS	655-117		21			81		30	84		648	s7		
		96-	R			+ABS	655-116	44	21		23	81	81,5	30	84		742	s8		
		96-	R			-ABS	655-118		21		23	81	81,5	30	84		742	s8		
2.0 16v (BA0H) (108 kW) Eng. F7R710/ 714		7/96-		●	+ABS, G.Box:JC5	613-225				28	74	115								
		7/96-		●	+ABS, G.Box:JC5	607-310	44	21	22	51	80,8	53					5	2		
		00-	L			+ABS	655-591	44	23			95			86		657	s7		
		00-	R			+ABS	655-592	44	23		23	90			85		745	s8		
		96-	L			+ABS, G.Box:JC5	655-594	44	23			84		30	86		655	s7		
96-	R			+ABS, G.Box:JC5	655-595	44	23		23	85	80		86		746	s8				






















Megane I (DA) Coach '96-'02		L/R			NOTE	CIFAM ref.	ABS	A	B	C	D	E	F	H	I	L	M	Fig		
1.4 16v (DA0D/W, DA1H/0) (70 kW) Eng. K4J714/750		3/99-02		●	+ABS	613-225				28	74	115								
		3/99-02		●	+ABS	607-310	44	21	22	51	80,8	53					5	2		
		3/99-02	L			+ABS, G.Box:JB1/3/JC5	655-599	44	21			86			84,5		653	s7		
		3/99-02	L			-ABS, G.Box:JB1/3/JC5	655-597		21			86		30	84,5		653	s7		
		3/99-02	R			+ABS, G.Box:JB1/3/JC5	655-600	44	21			86			84,5		745	s8		
		3/99-02	R			-ABS, G.Box:JB1/3/JC5	655-598		21			86			84,5		745	s8		
1.6 16v (DA0B/4, DA11) (79 kW) Eng. K4M700/701/708		3/99-02	L		+ABS, G.Box:JB1/3/JC5	655-599	44	21			86			84,5		653	s7			
		3/99-02	L			-ABS, G.Box:JB1/3/JC5	655-597		21			86		30	84,5		653	s7		
		3/99-02	R			+ABS, G.Box:JB1/3/JC5	655-600	44	21			86			84,5		745	s8		
		3/99-02	R			-ABS, G.Box:JB1/3/JC5	655-598		21			86			84,5		745	s8		
1.6 e (DA0F) (66 kW) Eng. K7M702/703		96-99		●	+ABS	613-225				28	74	115								
		96-99		●	+ABS	607-310	44	21	22	51	80,8	53					5	2		
		96-99	L			+ABS	655-115	44	21			81		30	84		648	s7		
		96-99	L			-ABS	655-117		21			81		30	84		648	s7		
		96-99	R			+ABS	655-116	44	21		23	81	81,5	30	84		742	s8		
		96-99	R			-ABS	655-118		21		23	81	81,5	30	84		742	s8		
1.9 DCi (DA05, DA1F) (75-77 kW) Eng. F9Q732/733		01-		●	+ABS	613-372				22	76	113								
		01-		●	+ABS	607-542	44	23	30	57,3	85	50,8					11	2		
		01-	L			+ABS, G.Box:JB3/JC5	655-594	44	23			84		30	86		655	s7		
		1/01-2/01	R			+ABS, G.Box:JB3/JC5	655-595	44	23		23	85	80		86		746	s8		
		2/01-	R			+ABS, G.Box:JB3/JC5	655-596	44	23		28	83,6		29,8	86		750	s7		
1.9 DTi (DA0N) (72 kW) Eng. F9Q730/731/732/733/734/736		97-02		●	+ABS	613-225				28	74	115								
		97-02		●	+ABS	607-310	44	21	22	51	80,8	53					5	2		
		97-02	L			+ABS, G.Box:JC5	655-594	44	23			84		30	86		655	s7		
		97-02	R			+ABS, G.Box:JC5	655-595	44	23		23	85	80		86		746	s8		
2.0 (DA0G) (80-84 kW) Eng. F3R750/751		96-		●	+ABS	613-225				28	74	115								
		96-		●	+ABS	607-310	44	21	22	51	80,8	53					5	2		
		96-	L			+ABS	655-115	44	21			81		30	84		648	s7		
		96-	L			-ABS	655-117		21			81		30	84		648	s7		
		96-	R			+ABS	655-116	44	21		23	81	81,5	30	84		742	s8		
		96-	R			-ABS	655-118		21		23	81	81,5	30	84		742	s8		
2.0 16v (102 kW) Eng. F4R740/741/746		02-		●	+ABS	613-388				26	86	138								
		02-		●	+ABS	607-573	44	23	35	57,4	95	51					11	2		















<b>Megane I (DA) Coach '96-'02</b>			L/R			NOTE	CIFAM ref.	ABS	A	B	C	D	E	F	H	I	L	M	Fig		
2.0 16v (DA0H) (108 kW) Eng. F7R710/ 714		96-		●		+ABS	<b>613-225</b>				28	74	115								
		96-		●		+ABS	<b>607-310</b>	44	21	22	51	80,8	53					5	2		
		12/96-	L				+ABS, G.Box:JC5	<b>655-591</b>	44	23			95			86		657	s7		
		12/96-	R				+ABS, G.Box:JC5	<b>655-592</b>	44	23		23	90			85		745	s8		
		96-11/96	L				+ABS, G.Box:JC5	<b>655-594</b>	44	23			84		30	86		655	s7		
		96-11/96	R				+ABS, G.Box:JC5	<b>655-595</b>	44	23		23	85	80		86		746	s8		
2.0 16v IDE (DA03/P, DA14) (103 kW) Eng. F5R740		99-		●		+ABS	<b>613-388</b>					26	86	138							
		99-		●		+ABS	<b>607-573</b>	44	23	35	57,4	95	51					11	2		
<b>Megane I (EA0) Cabrio '96-'02</b>			L/R			NOTE	CIFAM ref.	ABS	A	B	C	D	E	F	H	I	L	M	Fig		
1.4 16v (EA0D/W,1H/0) (70 kW) Eng. K4J714/ 750		3/99-02		●		+ABS	<b>613-225</b>					28	74	115							
		3/99-02		●		+ABS	<b>607-310</b>	44	21	22	51	80,8	53					5	2		
		3/99-02	L				+ABS, G.Box:JB1/3/JC5	<b>655-599</b>	44	21			86			84,5		653	s7		
		3/99-02	L				-ABS, G.Box:JB1/3/JC5	<b>655-597</b>		21			86		30	84,5		653	s7		
		3/99-02	R				+ABS, G.Box:JB1/3/JC5	<b>655-600</b>	44	21			86			84,5		745	s8		
		3/99-02	R				-ABS, G.Box:JB1/3/JC5	<b>655-598</b>		21			86			84,5		745	s8		
1.6 16v (EA0B/4, EA11) (79 kW) Eng. K4M700/ 701/ 708		3/99-02	L			+ABS, G.Box:JB1/3/JC5	<b>655-599</b>	44	21			86			84,5		653	s7			
		3/99-02	L			-ABS, G.Box:JB1/3/JC5	<b>655-597</b>		21			86		30	84,5		653	s7			
		3/99-02	R			+ABS, G.Box:JB1/3/JC5	<b>655-600</b>	44	21			86			84,5		745	s8			
	3/99-02	R				-ABS, G.Box:JB1/3/JC5	<b>655-598</b>		21			86			84,5		745	s8			
1.6 e (EA0F) (66 kW) Eng. K7M702/ 703		96-99		●		+ABS	<b>613-225</b>					28	74	115							
		96-99		●		+ABS	<b>607-310</b>	44	21	22	51	80,8	53					5	2		
		96-99	L				+ABS, G.Box:JB1/3-JC5	<b>655-115</b>	44	21			81		30	84		648	s7		
		96-99	L				-ABS, G.Box:JB1/3-JC5	<b>655-117</b>		21			81		30	84		648	s7		
		96-99	R				+ABS, G.Box:JB1/3-JC5	<b>655-116</b>	44	21		23	81	81,5	30	84		742	s8		
		96-99	R				-ABS, G.Box:JB1/3-JC5	<b>655-118</b>		21		23	81	81,5	30	84		742	s8		
2.0 (EA0G) (80 kW) Eng. F3R791/ 796		99-02		●		+ABS	<b>613-225</b>					28	74	115							
		99-02		●		+ABS	<b>607-310</b>	44	21	22	51	80,8	53					5	2		
		99-02	L				+ABS, G.Box:JB3-JC5	<b>655-115</b>	44	21			81		30	84		648	s7		
		99-02	L				-ABS, G.Box:JB3-JC5	<b>655-117</b>		21			81		30	84		648	s7		
		99-02	R				+ABS, G.Box:JB3-JC5	<b>655-116</b>	44	21		23	81	81,5	30	84		742	s8		
		99-02	R				-ABS, G.Box:JB3-JC5	<b>655-118</b>		21		23	81	81,5	30	84		742	s8		





































Megane I (EA0) Cabrio '96-'02			L/R			NOTE	CIFAM ref.	ABS	A	B	C	D	E	F	H	I	L	M	Fig		
2.0 (EA0G) (84 kW) Eng. F3R750/ 751		97-02		●		+ABS	613-225				28	74	115								
		97-02		●		+ABS	607-310	44	21	22	51	80,8	53					5	2		
		97-02	L				+ABS, G.Box:JB3-JC5	655-115	44	21			81		30	84		648	s7		
		97-02	L				-ABS, G.Box:JB3-JC5	655-117		21			81		30	84		648	s7		
		97-02	R				+ABS, G.Box:JB3-JC5	655-116	44	21		23	81	81,5	30	84		742	s8		
		97-02	R				-ABS, G.Box:JB3-JC5	655-118		21		23	81	81,5	30	84		742	s8		
2.0 16v (102 kW) Eng. F4R740/ 741/ 746		02-		●		+ABS	613-388				26	86	138								
		02-		●		+ABS	607-573	44	23	35	57,4	95	51					11	2		
2.0 16v (EA0H) (108 kW) Eng. F7R710/ 714		96-		●		+ABS	613-388				26	86	138								
		96-		●		+ABS	607-573	44	23	35	57,4	95	51					11	2		
		-11/96	L				+ABS, G.Box:JC5	655-594	44	23			84		30	86		655	s7		
		-11/96	R				+ABS, G.Box:JC5	655-595	44	23		23	85	80		86		746	s8		
		12/96-	L				+ABS, G.Box:JC5	655-591	44	23			95			86		657	s7		
12/96-		R				+ABS, G.Box:JC5	655-592	44	23		23	90			85		745	s8			
2.0 16v IDE (EA03/P, EA14) (103 kW) Eng. F5R740		99-		●		+ABS	613-388				26	86	138								
		99-		●		+ABS	607-573	44	23	35	57,4	95	51					11	2		
Megane I (JA0) Scenic '97-'99			L/R			NOTE	CIFAM ref.	ABS	A	B	C	D	E	F	H	I	L	M	Fig		
1.4 (JA0E) (52-55 kW) Eng. E7J764		97-		●		+ABS	613-225				28	74	115								
		97-		●		+ABS	607-310	44	21	22	51	80,8	53					5	2		
		97-	L				+ABS	655-115	44	21			81		30	84		648	s7		
		97-	L				-ABS	655-117		21			81		30	84		648	s7		
		97-	R				+ABS	655-116	44	21		23	81	81,5	30	84		742	s8		
		97-	R				-ABS	655-118		21		23	81	81,5	30	84		742	s8		
1.6 16v (79 kW) Eng. K4M700/ 708		97-		●		+ABS	613-388				26	86	138								
		97-		●		+ABS	607-573	44	23	35	57,4	95	51					11	2		
		-6/98	L				+ABS	655-315	44	23			90		30	80		654	s7		
		-6/98	L				-ABS	655-317		23			81		30	84		651	s7		
		-6/98	R				+ABS	655-316	44	23	23		90	95		80	43,6	751	s20		
		-6/98	R				-ABS	655-318		23		23	81	71,5		84		751	s20		
		7/98-	L				+ABS, G.Box:JB3/JC5	655-591	44	23			95			86		657	s7		
		7/98-	R				+ABS, G.Box:JB3, JC5	655-592	44	23		23	90			85		745	s8		


























Megane I (JA0) Scenic '97-'99		L/R			NOTE	CIFAM ref.	ABS	A	B	C	D	E	F	H	I	L	M	Fig	
1.6 e (JA0F) (66 kW) Eng. K7M702/ 703		97-99		●	+ABS	613-225				28	74	115							
		97-99		●	+ABS	607-310	44	21	22	51	80,8	53					5	2	
		10/98-	L			+ABS, G.Box:JB1/3	655-599	44	21			86			84,5		653	s7	
		10/98-	L			-ABS, G.Box:JB1/3	655-597		21			86		30	84,5		653	s7	
		10/98-	R			+ABS, G.Box:JB1/3	655-600	44	21			86			84,5		745	s8	
		10/98-	R			-ABS, G.Box:JB1/3	655-598		21			86			84,5		745	s8	
		-9/98	L			+ABS	655-115	44	21			81		30	84		648	s7	
		-9/98	L			-ABS	655-117		21			81		30	84		648	s7	
		-9/98	R			+ABS	655-116	44	21		23	81	81,5	30	84		742	s8	
-9/98	R			-ABS	655-118		21		23	81	81,5	30	84		742	s8			
1.6 i (JA0L) (55 kW) Eng. K7M720		97-99		●	+ABS	613-225				28	74	115							
		97-99		●	+ABS	607-310	44	21	22	51	80,8	53					5	2	
		10/98-	L			+ABS, G.Box:JB1/3	655-599	44	21			86			84,5		653	s7	
		10/98-	L			-ABS, G.Box:JB1/3	655-597		21			86		30	84,5		653	s7	
		10/98-	R			+ABS, G.Box:JB1/3	655-600	44	21			86			84,5		745	s8	
		10/98-	R			-ABS, G.Box:JB1/3	655-598		21			86			84,5		745	s8	
		-9/98	L			+ABS	655-115	44	21			81		30	84		648	s7	
		-9/98	L			-ABS	655-117		21			81		30	84		648	s7	
		-9/98	R			+ABS	655-116	44	21		23	81	81,5	30	84		742	s8	
-9/98	R			-ABS	655-118		21		23	81	81,5	30	84		742	s8			
1.9 D (47 kW) Eng. F8Q788/ 790		97-9/99		●	+ABS	613-225				28	74	115							
		97-9/99		●	+ABS	607-310	44	21	22	51	80,8	53					5	2	
		97-9/99	L			+ABS	655-115	44	21			81		30	84		648	s7	
		97-9/99	L			-ABS	655-117		21			81		30	84		648	s7	
		97-9/99	R			+ABS	655-116	44	21		23	81	81,5	30	84		742	s8	
		97-9/99	R			-ABS	655-118		21		23	81	81,5	30	84		742	s8	
1.9 DT (JA0K/Y) (66 kW) Eng. F8Q784/ 786		97-9/99		●	+ABS	613-225				28	74	115							
		97-9/99		●	+ABS	607-310	44	21	22	51	80,8	53					5	2	
		97-9/99	L			+ABS	655-115	44	21			81		30	84		648	s7	
		97-9/99	L			-ABS	655-117		21			81		30	84		648	s7	
		97-9/99	R			+ABS	655-116	44	21		23	81	81,5	30	84		742	s8	
97-9/99		R			-ABS	655-118		21		23	81	81,5	30	84		742	s8		

























<b>Megane I (JA0) Scenic '97-'99</b>			L/R			NOTE	CIFAM ref.	ABS	A	B	C	D	E	F	H	I	L	M	Fig		
1.9 DTi (JA0N) (72 kW) Eng. F9Q730/ 734		97-9/99		●		+ABS, ABS:44	613-208				25	90	107								
		97-9/99		●		+ABS, ABS:44	607-422	44	23	25	56	90	52						3	3	
		97-99	L				+ABS, G.Box:JC5	655-580	44	23			90		30	83			702	s7	
		97-99	R				+ABS, G.Box:JC5	655-579	44	23		23	90	86		82,5	42	745	s8		
2.0 (JA0G) (80 kW) Eng. F3R796		99-		●		+ABS	613-388				26	86	138								
		99-		●		+ABS	607-573	44	23	35	57,4	95	51						11	2	
		99-	L				+ABS, G.Box:JB3/JC5	655-591	44	23			95			86			657	s7	
		99-	R				+ABS, G.Box:JB3/JC5	655-592	44	23		23	90			85			745	s8	
2.0 (JA0G), 4x4 (84 kW) Eng. F3R750/ 751		97-		●		+ABS	613-388				26	86	138								
		97-		●		+ABS	607-573	44	23	35	57,4	95	51						11	2	
		-6/98	L				+ABS	655-315	44	23			90		30	80			654	s7	
		-6/98	L				-ABS	655-317		23			81		30	84			651	s7	
		-6/98	R				+ABS	655-316	44	23	23		90	95		80	43,6	751	s20		
		-6/98	R				-ABS	655-318		23		23	81	71,5		84			751	s20	
		7/98-	L				+ABS, G.Box:JB3/JC5	655-591	44	23			95			86			657	s7	
		7/98-	R				+ABS, G.Box:JB3/JC5	655-592	44	23		23	90			85			745	s8	
<b>Megane I (KA) SW '99-'02</b>			L/R			NOTE	CIFAM ref.	ABS	A	B	C	D	E	F	H	I	L	M	Fig		
1.4 16v (KA0D/W,1H/0) (70 kW) Eng. K4J714/ 750		3/99-02		●		+ABS	613-225				28	74	115								
		3/99-02		●		+ABS	607-310	44	21	22	51	80,8	53						5	2	
		3/99-02	L				+ABS, Mod. KA0W	655-115	44	21			81		30	84			648	s7	
		3/99-02	L				+ABS, G.Box:JB1/3/JC5, Exc. Mod. KA0W	655-599	44	21			86			84,5			653	s7	
		3/99-02	L				-ABS, Mod. KA0W	655-117		21			81		30	84			648	s7	
		3/99-02	L				-ABS, G.Box:JB1/3/JC5, Exc. Mod. KA0W	655-597		21			86		30	84,5			653	s7	
		3/99-02	R				+ABS, Mod. KA0W	655-116	44	21		23	81	81,5	30	84			742	s8	
		3/99-02	R				+ABS, G.Box:JB1/3/JC5, Exc. Mod. KA0W	655-600	44	21			86			84,5			745	s8	
		3/99-02	R				-ABS, Mod. KA0W	655-118		21		23	81	81,5	30	84			742	s8	
3/99-02	R				-ABS, G.Box:JB1/3/JC5, Exc. Mod. KA0W	655-598		21			86			84,5			745	s8			
1.4 e (KA0V) (55 kW) Eng. E7J626		99-02		●		+ABS	613-225				28	74	115								
		99-02		●		+ABS	607-310	44	21	22	51	80,8	53						5	2	
		99-02	L				+ABS, G.Box:JB1/3-JC5	655-115	44	21			81		30	84			648	s7	
		99-02	L				-ABS, G.Box:JB1/3-JC5	655-117		21			81		30	84			648	s7	
		99-02	R				+ABS, G.Box:JB1/3-JC5	655-116	44	21		23	81	81,5	30	84			742	s8	
		99-02	R				-ABS, G.Box:JB1/3-JC5	655-118		21		23	81	81,5	30	84			742	s8	

Megane I (KA) SW '99-'02		L/R			NOTE	CIFAM ref.	ABS	A	B	C	D	E	F	H	I	L	M	Fig
1.6 16v (KA0B/4, KA11) (79 kW) Eng. K4M700/701/704/708		3/99-02	L		+ABS, G.Box:JB1/3/JC5	655-599	44	21			86			84,5		653	s7	
		3/99-02	L		-ABS, G.Box:JB1/3/JC5	655-597		21			86		30	84,5		653	s7	
		3/99-02	R		+ABS, G.Box:JB1/3/JC5	655-600	44	21			86			84,5		745	s8	
		3/99-02	R		-ABS, G.Box:JB1/3/JC5	655-598		21			86			84,5		745	s8	
1.6 e (KA0F) (66 kW) Eng. K7M702/703		99-02		●	+ABS	613-225				28	74	115						
		99-02		●	+ABS	607-310	44	21	22	51	80,8	53					5	2
		99-02	L		+ABS, G.Box:JB1/3	655-115	44	21			81		30	84		648	s7	
		99-02	L		-ABS, G.Box:JB1/3	655-117		21			81		30	84		648	s7	
		99-02	R		+ABS, G.Box:JB1/3	655-116	44	21		23	81	81,5	30	84		742	s8	
		99-02	R		-ABS, G.Box:JB1/3	655-118		21		23	81	81,5	30	84		742	s8	
1.8 16v (KA0S, KA12/A/M/R) (85-88 kW) Eng. F4P720/722		01-		●	+ABS	613-388				26	86	138						
		01-		●	+ABS	607-573	44	23	35	57,4	95	51					11	2
		01-02	L		+ABS	655-591	44	23			95			86		657	s7	
		1/01-2/01	R		+ABS	655-592	44	23		23	90			85		745	s8	
		2/01-	R		+ABS	655-593	44	23		23	87,5			86		749	s6	
1.9 D (40-44-47 kW) Eng. F8Q606/630/662/790		99-02		●	+ABS	613-225				28	74	115						
		99-02		●	+ABS	607-310	44	21	22	51	80,8	53					5	2
		99-02	L		+ABS	655-115	44	21			81		30	84		648	s7	
		99-02	L		-ABS	655-117		21			81		30	84		648	s7	
		99-02	R		+ABS	655-116	44	21		23	81	81,5	30	84		742	s8	
		99-02	R		-ABS	655-118		21		23	81	81,5	30	84		742	s8	
1.9 DCi (KA05, KA1F) (75 kW) Eng. F9Q732/733		01-		●	+ABS	613-372				22	76	113						
		01-		●	+ABS	607-542	44	23	30	57,3	85	50,8					11	2
		01-02	L		+ABS	655-594	44	23			84		30	86		655	s7	
		1/01-2/01	R		+ABS	655-595	44	23		23	85	80		86		746	s8	
		2/01-	R		+ABS	655-596	44	23		28	83,6		29,8	86		750	s7	
1.9 DTi (KA0N) (72 kW) Eng. F9Q731/736		99-01		●	+ABS	613-208				25	90	107						
		99-01		●	+ABS	607-422	44	23	25	56	90	52					3	3
		99-01	L		+ABS, G.Box:JC5	655-580	44	23			90		30	83		702	s7	
		99-01	R		+ABS, G.Box:JC5	655-579	44	23		23	90	86		82,5	42	745	s8	





































<b>Megane I (KA) SW '99-'02</b>			L/R			NOTE	CIFAM ref.	ABS	A	B	C	D	E	F	H	I	L	M	Fig	
1.9 DTi (KA1U) (59 kW) Eng. F9Q744		01-		•		+ABS	<b>613-372</b>				22	76	113							
		01-		•		+ABS	<b>607-542</b>	44	23	30	57,3	85	50,8					11	2	
		01-02	L				+ABS	<b>655-594</b>	44	23			84		30	86			655	s7
		1/01-2/01	R				+ABS	<b>655-595</b>	44	23		23	85	80		86			746	s8
		2/01-02	R				+ABS	<b>655-596</b>	44	23		28	83,6		29,8	86			750	s7
<b>Megane I (LA) Classic '96-'02</b>			L/R			NOTE	CIFAM ref.	ABS	A	B	C	D	E	F	H	I	L	M	Fig	
1.4 16v (LA0D/W,1H/0) (70 kW) Eng. K4J714/ 750		3/99-02		•		+ABS	<b>613-225</b>				28	74	115							
		3/99-02		•		+ABS	<b>607-310</b>	44	21	22	51	80,8	53					5	2	
		3/99-02	L				+ABS, Mod. LA0W	<b>655-115</b>	44	21			81		30	84			648	s7
		3/99-02	L				+ABS, G.Box:JB1/3/JC5, Exc. Mod. LA0W	<b>655-599</b>	44	21			86			84,5			653	s7
		3/99-02	L				-ABS, Mod. LA0W	<b>655-117</b>		21			81		30	84			648	s7
		3/99-02	L				-ABS, G.Box:JB1/3/JC5, Exc. Mod. LA0W	<b>655-597</b>		21			86		30	84,5			653	s7
		3/99-02	R				+ABS, Mod. LA0W	<b>655-116</b>	44	21		23	81	81,5	30	84			742	s8
		3/99-02	R				+ABS, G.Box:JB1/3/JC5, Exc. Mod. LA0W	<b>655-600</b>	44	21			86			84,5			745	s8
		3/99-02	R				-ABS, Mod. LA0W	<b>655-118</b>		21		23	81	81,5	30	84			742	s8
3/99-02	R				-ABS, G.Box:JB1/3/JC5, Exc. Mod. LA0W	<b>655-598</b>		21			86			84,5			745	s8		
1.4 e (LA0E/V) (52-55 kW) Eng. E7J626/ 764		96-		•		+ABS	<b>613-225</b>				28	74	115							
		96-		•		+ABS	<b>607-310</b>	44	21	22	51	80,8	53					5	2	
		96-	L				+ABS	<b>655-115</b>	44	21			81		30	84			648	s7
		96-	L				-ABS	<b>655-117</b>		21			81		30	84			648	s7
		96-	R				+ABS	<b>655-116</b>	44	21		23	81	81,5	30	84			742	s8
		96-	R				-ABS	<b>655-118</b>		21		23	81	81,5	30	84			742	s8
1.6 16v (LA04/B, LA11/C/J) (70-79-83 kW) Eng. K4M700/ 701/ 708		01-	L			+ABS	<b>655-594</b>	44	23			84		30	86			655	s7	
		1/01-2/01	R			+ABS	<b>655-595</b>	44	23		23	85	80		86			746	s8	
		2/01-	R			+ABS	<b>655-596</b>	44	23		28	83,6		29,8	86			750	s7	
		3/99-02	L			+ABS, G.Box:JB1/3/JC5	<b>655-599</b>	44	21			86			84,5			653	s7	
		3/99-02	L			-ABS, G.Box:JB1/3/JC5	<b>655-597</b>		21			86		30	84,5			653	s7	
		3/99-02	R			+ABS, G.Box:JB1/3/JC5	<b>655-600</b>	44	21			86			84,5			745	s8	
		3/99-02	R			-ABS, G.Box:JB1/3/JC5	<b>655-598</b>		21			86			84,5			745	s8	























Megane I (LA) Classic '96-'02		L/R			NOTE	CIFAM ref.	ABS	A	B	C	D	E	F	H	I	L	M	Fig
1.6 e (LA0F/S) (66 kW) Eng. K7M702/ 703/ 790		96-99		●	+ABS	613-225				28	74	115						
		96-99		●	+ABS	607-310	44	21	22	51	80,8	53					5	2
		96-99	L			+ABS	655-115	44	21			81		30	84		648	s7
		96-99	L			-ABS	655-117		21			81		30	84		648	s7
		96-99	R			+ABS	655-116	44	21		23	81	81,5	30	84		742	s8
		96-99	R			-ABS	655-118		21		23	81	81,5	30	84		742	s8
1.6 i (LA0L) (55 kW) Eng. K7M720		96-99		●	+ABS	613-225				28	74	115						
		96-99		●	+ABS	607-310	44	21	22	51	80,8	53					5	2
		96-99	L			+ABS	655-115	44	21			81		30	84		648	s7
		96-99	L			-ABS	655-117		21			81		30	84		648	s7
		96-99	R			+ABS	655-116	44	21		23	81	81,5	30	84		742	s8
		96-99	R			-ABS	655-118		21		23	81	81,5	30	84		742	s8
1.8 16v (LA06, LA12/A/M/R) (85-88 kW) Eng. F4P720/ 722		01-		●	+ABS	613-388				26	86	138						
		01-		●	+ABS	607-573	44	23	35	57,4	95	51					11	2
		01-02	L			+ABS	655-591	44	23			95			86		657	s7
		1/01-2/01	R			+ABS	655-592	44	23		23	90			85		745	s8
	2/01-	R			+ABS	655-593	44	23		23	87,5			86		749	s6	
1.9 D (LA0A/U) (47-66-68 kW) Eng. F8Q620/ 624		96-		●	+ABS	613-225				28	74	115						
		96-		●	+ABS	607-310	44	21	22	51	80,8	53					5	2
		96-	L			+ABS	655-115	44	21			81		30	84		648	s7
		96-	L			-ABS	655-117		21			81		30	84		648	s7
		96-	R			+ABS	655-116	44	21		23	81	81,5	30	84		742	s8
		96-	R			-ABS	655-118		21		23	81	81,5	30	84		742	s8
1.9 DCi (LA05, LA1F) (75 kW) Eng. F9Q732/ 733/ 738		01-		●	+ABS	613-372				22	76	113						
		01-		●	+ABS	607-542	44	23	30	57,3	85	50,8					11	2
		01-02	L			+ABS	655-594	44	23			84		30	86		655	s7
		1/01-2/01	R			+ABS	655-595	44	23		23	85	80		86		746	s8
		2/01-	R			+ABS	655-596	44	23		28	83,6		29,8	86		750	s7






















<b>Megane I (LA) Classic '96-'02</b>			L/R			NOTE	CIFAM ref.	ABS	A	B	C	D	E	F	H	I	L	M	Fig		
1.9 DT (LA0K/Y) (66 kW) Eng. F8Q784/ 786		96-		●		+ABS	613-225				28	74	115								
		96-		●		+ABS	607-310	44	21	22	51	80,8	53					5	2		
		96-	L				+ABS	655-115	44	21			81		30	84		648	s7		
		96-	L				-ABS	655-117		21			81		30	84		648	s7		
		96-	R				+ABS	655-116	44	21		23	81	81,5	30	84		742	s8		
		96-	R				-ABS	655-118		21		23	81	81,5	30	84		742	s8		
1.9 DTi (LA08/N) (72 kW) Eng. F9Q730/ 731/ 734/ 736		97-01		●		+ABS	613-225				28	74	115								
		97-01		●		+ABS	607-310	44	21	22	51	80,8	53					5	2		
		97-01	L				+ABS, G.Box:JC5	655-594	44	23			84		30	86		655	s7		
		97-01	R				+ABS, G.Box:JC5	655-595	44	23		23	85	80		86		746	s8		
1.9 DTi (LA1U) (59 kW) Eng. F9Q744		01-		●		+ABS	613-372				22	76	113								
		01-		●		+ABS	607-542	44	23	30	57,3	85	50,8					11	2		
		01-02	L				+ABS	655-594	44	23			84		30	86		655	s7		
		1/01-2/01	R				+ABS	655-595	44	23		23	85	80		86		746	s8		
		2/01-02	R				+ABS	655-596	44	23		28	83,6		29,8	86		750	s7		
1.9 TDi (69 kW) Eng. F8Q784		96-		●		+ABS	613-225				28	74	115								
		96-		●		+ABS	607-310	44	21	22	51	80,8	53					5	2		
2.0 (LA07/G) (80-83-84 kW) Eng. F3R750/ 751/ 752		96-		●		+ABS	613-225				28	74	115								
		96-		●		+ABS	607-310	44	21	22	51	80,8	53					5	2		
		96-	L				+ABS	655-115	44	21			81		30	84		648	s7		
		96-	L				-ABS	655-117		21			81		30	84		648	s7		
		96-	R				+ABS	655-116	44	21		23	81	81,5	30	84		742	s8		
		96-	R				-ABS	655-118		21		23	81	81,5	30	84		742	s8		
<b>Megane II (BM0, CM0), SW, Coupe '02-'08</b>			L/R			NOTE	CIFAM ref.	ABS	A	B	C	D	E	F	H	I	L	M	Fig		
1.4 16v (BM0B, CM0B) (70-72 kW) Eng. K4J730		02-		●			613-346				20	68	100								
		02-		●			607-501		23	30	49	83,6	50					11	2		
1.4 16v (Exc. SW) (60 kW) Eng. K4J732		03-		●			613-346				20	68	100								
		03-		●			607-501		23	30	49	83,6	50					11	2		
		03-08	L				M/T	655-859		23	26		83,7	78		86,2	63,2	674	s3		
		03-08	R				M/T	655-860		23	26		83,7	79		86,2	325	914	s4		




























Megane II (BM0, CM0), SW, Coupe '02-'08		L/R			NOTE	CIFAM ref.	ABS	A	B	C	D	E	F	H	I	L	M	Fig		
1.5 DCi (74 kW) Eng. K9K728/ 729		03-08		•		613-346				20	68	100								
		03-08		•		607-501		23	30	49	83,6	50						11	2	
		03-08	L			M/T, 5Sp	655-859		23	26		83,7	78		86,2	63,2	674		s3	
		03-08	L			M/T, 6Sp	655-905		25	26		83	81,4		88	63,2	663		s3	
		03-08	R			M/T, 5Sp	655-860		23	26		83,7	79		86,2	325	914		s4	
		03-08	R			M/T, 6Sp	655-897		25	26		83	81,5		88	325	906		s4	
1.5 DCi (76 kW) Eng. K9K734		07-08	L			M/T, 6Sp	655-905		25	26		83	81,4		88	63,2	663		s3	
		07-08	R			M/T, 6Sp	655-897		25	26		83	81,5		88	325	906		s4	
1.5 DCi (BM0F, CM0F) (60 kW) Eng. K9K702/ 710/ 722		02-		•		613-346				20	68	100								
		02-		•		607-501		23	30	49	83,6	50						11	2	
		02-08	L			M/T, 5Sp	655-859		23	26		83,7	78		86,2	63,2	674		s3	
		02-08	R			M/T, 5Sp	655-860		23	26		83,7	79		86,2	325	914		s4	
1.5 DCi, Coupe, Cabrio (63 kW) Eng. K9K724		05-		•		613-346				20	68	100								
		05-		•		607-501		23	30	49	83,6	50						11	2	
		05-08	L			M/T, 5Sp	655-859		23	26		83,7	78		86,2	63,2	674		s3	
		05-08	R			M/T, 5Sp	655-860		23	26		83,7	79		86,2	325	914		s4	
1.5 DCi, Coupe, Cabrio (78 kW) Eng. K9K764/ 732		05-08		•		613-346				20	68	100								
		05-08		•		607-501		23	30	49	83,6	50						11	2	
		05-08	L			M/T, 5Sp	655-859		23	26		83,7	78		86,2	63,2	674		s3	
		05-08	L			M/T, 6Sp	655-905		25	26		83	81,4		88	63,2	663		s3	
		05-08	R			M/T, 5Sp	655-860		23	26		83,7	79		86,2	325	914		s4	
		05-08	R			M/T, 6Sp	655-897		25	26		83	81,5		88	325	906		s4	
1.6 16v (77 kW) Eng. K4M762/ 788		9/06-		•		613-346				20	68	100								
		9/06-		•		607-501		23	30	49	83,6	50						11	2	
1.6 16v, Coupe, Cabrio (BM0C, CM0C) (83 kW) Eng. K4M760/ 761		02-		•		613-346				20	68	100								
		02-		•		607-501		23	30	49	83,6	50						11	2	
		02-08	L			M/T, Only 82-83kW	655-903		23	26		84	78		86	63,2	672		s3	
		02-08	R			M/T, Only 82-83kW	655-896		23	26		84	79		86	325	916		s4	
1.9 DCi, Coupe, Cabrio (81 kW) Eng. F9Q804/ 818		05-		•		613-361				22	82	126								
		05-		•		607-519		25	33	52,7	84	52,5						11	2	
1.9 DCi, Coupe, Cabrio (96 kW) Eng. F9Q803/ 804		05-		•		607-580		23	33	49	84	51						11	2	





























































<b>Megane II (BM0, CM0), SW, Coupe '02-'08</b>			L/R			NOTE	CIFAM ref.	ABS	A	B	C	D	E	F	H	I	L	M	Fig	
1.9 DCi, Coupe, Cabrio (BM0G, CM0G) (60-75-77-88 kW) Eng. F9Q730/ 731/ 734/ 736/ 800		02-		•			613-361				22	82	126							
		02-		•			607-519		25	33	52,7	84	52,5					11	2	
2.0 16v T., Coupe, Cabrio (Exc. SW) (120 kW) Eng. F4R776		05-		•			613-361				22	82	126							
		05-		•			607-519		25	33	52,7	84	52,5					11	2	
2.0 16v, Coupe, Cabrio (BM0U, CM0U) (99 kW) Eng. F4R770/ 771		02-		•			607-580		23	33	49	84	51					11	2	
<b>Megane III Coupe, Cabrio '08-</b>			L/R			NOTE	CIFAM ref.	ABS	A	B	C	D	E	F	H	I	L	M	Fig	
1.4 (96 kW) Eng. H4J700		09-		•			613-494				26	87	117							
		09-		•			607-727		25	33	52,5	89,9	53,9					11	2	
1.6 (74 kW) Eng. K4M848		08-		•			613-495				22	82	126							
		08-		•			607-728		25	23	52,5	82	54,9					5	1	
1.6 16v (81 kW) Eng. K4M866		09-		•			613-495				22	82	126							
		09-		•			607-728		25	23	52,5	82	54,9					5	1	
1.6 DCi (96 kW) Eng. R9M402		11-		•			613-494				26	87	117							
		11-		•			607-727		25	33	52,5	89,9	53,9					11	2	
1.9 DCi (96 kW) Eng. F9Q870/ 872		08-		•			613-494				26	87	117							
		08-		•			607-727		25	33	52,5	89,9	53,9					11	2	
<b>Megane III, SW '08-</b>			L/R			NOTE	CIFAM ref.	ABS	A	B	C	D	E	F	H	I	L	M	Fig	
1.4 16v (96 kW) Eng. H4J700		09-		•			613-494				26	87	117							
		09-		•			607-727		25	33	52,5	89,9	53,9					11	2	
1.6 (74 kW) Eng. K4M848		08-		•			613-495				22	82	126							
		08-		•			607-728		25	23	52,5	82	54,9					5	1	
1.6 16v (81-82 kW) Eng. K4M858		08-		•			613-495				22	82	126							
		08-		•			607-728		25	23	52,5	82	54,9					5	1	
1.6 DCi (96 kW) Eng. R9M402/404		11-		•			613-494				26	87	117							
		11-		•			607-727		25	33	52,5	89,9	53,9					11	2	
1.6 GPL (81 kW) Eng. K4M866		13-		•		M/T, 6Sp	613-495				22	82	126							
		13-		•		M/T, 6Sp	607-728		25	23	52,5	82	54,9					5	1	
1.9 dCi (96 kW) Eng. F9Q870/ 872		08-		•			613-494				26	87	117							
		08-		•			607-727		25	33	52,5	89,9	53,9					11	2	
































Modus (F/JP0) '04-		L/R			NOTE	CIFAM ref.	ABS	A	B	C	D	E	F	H	I	L	M	Fig	
1.2 (76 kW)		11-		●	M/T	613-347				22	82	126							
		11-		●	M/T	607-502		23	29	49	79,7	50,2					11	2	
1.2 16v (48 kW) Eng. D4F740		05-		●	+/-ABS	613-348				20	68	100							
		05-		●	+/-ABS	607-503		23	28	49	76	50					11	2	
		5/05-	L			M/T	655-1040		23		26	76	-	-	-	62	649		
		5/05-	R			M/T	655-1041		23		26	76	-	-	-	273	889		
1.2 16v (55 kW) Eng. D4F740		04-		●	+/-ABS	613-348				20	68	100							
		04-		●	+/-ABS	607-503		23	28	49	76	50					11	2	
		5/05-	L			M/T	655-1040		23		26	76	-	-	-	62	649		
		5/05-	R			M/T	655-1041		23		26	76	-	-	-	273	889		
1.2 16v (58 kW) Eng. D4F764		06-		●	5Sp	613-348				20	68	100							
		06-		●	6Sp	613-430				26	87	117							
		06-		●	5Sp	607-503		23	28	49	76	50						11	2
		06-		●	6Sp	607-650		25	32	52,65	87,8	54,1						11	2
1.2 16v TCE (74 kW) Eng. D4F784		07-		●	M/T	613-347				22	82	126							
		07-		●	M/T	607-502		23	29	49	79,7	50,2					11	2	
		07-	L			M/T	655-1040		23		26	76	-	-	-	62	649		
		07-	R			M/T	655-1041		23		26	76	-	-	-	273	889		
1.4 16v (72 kW) Eng. K4J770		04-		●	+/-ABS	613-347				22	82	126							
		04-		●	+/-ABS	613-348				20	68	100							
		04-		●	+/-ABS	607-502		23	29	49	79,7	50,2						11	2
		04-		●	+/-ABS	607-503		23	28	49	76	50						11	2
		04-	L			M/T	655-904		23	26		84	79		86	64	658	s3	
		04-	R			M/T	655-908		23	26		80	79		79	326	896	s4	
1.5 DCi (48 kW) Eng. K9K752		06-		●		613-347				22	82	126							
		06-		●		607-502		23	29	49	79,7	50,2					11	2	
		06-	L			M/T	655-904		23	26		84	79		86	64	658	s3	
		06-	R			M/T	655-908		23	26		80	79		79	326	896	s4	
































<b>Modus (F/JP0) '04-</b>			L/R 		NOTE	CIFAM ref.	ABS	A	B	C	D	E	F	H	I	L	M	Fig	
1.5 DCi (50 kW) Eng. K9K752		04-8/05		•	+/-ABS	<b>613-347</b>				22	82	126							
		8/05-		•		<b>613-346</b>				20	68	100							
		04-8/05		•	+/-ABS	<b>607-502</b>		23	29	49	79,7	50,2						11	2
		8/05-		•		<b>607-501</b>		23	30	49	83,6	50						11	2
		04-	L			M/T	<b>655-904</b>		23	26		84	79		86	64	658	s3	
		04-	R			M/T	<b>655-908</b>		23	26		80	79		79	326	896	s4	
1.5 DCi (55 kW) Eng. K9K770		10-		•	5Sp	<b>613-348</b>				20	68	100							
		10-		•	5Sp	<b>607-503</b>		23	28	49	76	50						11	2
1.5 DCi (60 kW) Eng. K9K750		05-		•		<b>613-347</b>				22	82	126							
		05-		•		<b>607-502</b>		23	29	49	79,7	50,2						11	2
		05-	L			M/T	<b>655-904</b>		23	26		84	79		86	64	658	s3	
		05-	R			M/T	<b>655-908</b>		23	26		80	79		79	326	896	s4	
1.5 DCi (63 kW) Eng. K9K750		04-		•	+/-ABS	<b>613-347</b>				22	82	126							
		04-		•	+/-ABS	<b>607-502</b>		23	29	49	79,7	50,2						11	2
		04-	L			M/T	<b>655-904</b>		23	26		84	79		86	64	658	s3	
		04-	R			M/T	<b>655-908</b>		23	26		80	79		79	326	896	s4	
1.5 DCi (65 kW) Eng. K9K772		10-		•	5Sp	<b>613-348</b>				20	68	100							
		10-		•	5Sp	<b>607-503</b>		23	28	49	76	50						11	2
1.5 DCi (76 kW) Eng. K9K772		06-		•		<b>613-430</b>				26	87	117							
		06-		•		<b>607-650</b>		25	32	52,65	87,8	54,1						11	2
		06-	L			M/T	<b>655-904</b>		23	26		84	79		86	64	658	s3	
		06-	R			M/T	<b>655-908</b>		23	26		80	79		79	326	896	s4	
1.5 DCi (78 kW) Eng. K9K764		05-		•		<b>613-430</b>				26	87	117							
		05-		•		<b>607-650</b>		25	32	52,65	87,8	54,1						11	2
1.6 (65 kW) Eng. K4M794		04-		•		<b>613-346</b>				20	68	100							
		04-		•		<b>607-501</b>		23	30	49	83,6	50						11	2
1.6 16v (82 kW) Eng. K4M790		04-		•	+/-ABS, M/T+A/T, 5Sp	<b>613-346</b>				20	68	100							
		04-		•	+/-ABS, M/T+A/T, 5Sp	<b>607-501</b>		23	30	49	83,6	50						11	2
<b>R11 (B/C37) '83-'90</b>			L/R 		NOTE	CIFAM ref.	ABS	A	B	C	D	E	F	H	I	L	M	Fig	
1.1 (B/C371) (25-33-35 kW) Eng. C1E715/ 720		83-90	L		G.Box:JB0/1	<b>655-041</b>		21			86,5		30	84		630	s7		
		83-90	R		G.Box:JB0/1	<b>655-042</b>		21		23	86,5	81,5	30	84		728	s8		

<b>R11 (B/C37) '83-'90</b>			L/R			NOTE	CIFAM ref.	ABS	A	B	C	D	E	F	H	I	L	M	Fig
1.2 (B/C37S) (40 kW) Eng. C1G700/ 710		84-90	L			G.Box:JB4/5	<b>655-043</b>		21			86,5		30	84		644	s7	
		84-90	R			G.Box:JB4/5	<b>655-044</b>		21		23	86,5	81,5	30	84		715	s8	
1.4 (B/C372, B/C37C) (35-43-44 kW) Eng. C1J715		83-90	L			G.Box:JB0/1	<b>655-041</b>		21			86,5		30	84		630	s7	
		83-90	R			G.Box:JB0/1	<b>655-042</b>		21		23	86,5	81,5	30	84		728	s8	
1.4 T. (B/C375) (77 kW) Eng. C1J760/ 764		84-86	L			G.Box:JB3	<b>655-041</b>		21			86,5		30	84		630	s7	
1.4 T. (B/C375) (85-88 kW) Eng. C1J770/ 782		86-90	L			G.Box:JB3	<b>655-041</b>		21			86,5		30	84		630	s7	
1.6 D, TD (B/C374) (40 kW) Eng. F8M700/ 720/ 730		83-90	L			G.Box:JB0/1	<b>655-041</b>		21			86,5		30	84		630	s7	
		83-90	R			G.Box:JB0/1	<b>655-042</b>		21		23	86,5	81,5	30	84		728	s8	
1.7 (B/C37 D/N) (55-59-64-68 kW) Eng. F2N708/ 710/ 732/ 742/ 798		87-90	L			G.Box:JB3	<b>655-041</b>		21			86,5		30	84		630	s7	
1.7 (B/C37F) (55-66-70 kW) Eng. F3N718		84-90	L			G.Box:JB3	<b>655-041</b>		21			86,5		30	84		630	s7	
1.7 (B/C37L) (55-59-64-68 kW) Eng. F2N730		86-90	L			G.Box:JB3	<b>655-041</b>		21			86,5		30	84		630	s7	
<b>R12 (117) '69-'80</b>			L/R			NOTE	CIFAM ref.	ABS	A	B	C	D	E	F	H	I	L	M	Fig
1.3 (1170), Break (37 kW) Eng. 81002		75-80	L/R				<b>655-106</b>		20		23	86,5	81,5	30	107,5		652	s8	
		75-80	L/R			5Sp, Argentina	<b>655-112</b>		20		23	86,5		30	107,5		635	s8	
1.3 (1170), Break (40 kW) Eng. 8100297		9/69-	L/R			5Sp, Argentina	<b>655-112</b>		20		23	86,5		30	107,5		635	s8	
		9/69-80	L/R				<b>655-106</b>		20		23	86,5	81,5	30	107,5		652	s8	
1.3 (1171) Break (33 kW) Eng. 810		70-	L/R				<b>655-106</b>		20		23	86,5	81,5	30	107,5		652	s8	
		70-	L/R			5Sp, Argentina	<b>655-112</b>		20		23	86,5		30	107,5		635	s8	
1.3 (1330) Break (36-39 kW) Eng. 81002		72-80	L/R				<b>655-106</b>		20		23	86,5	81,5	30	107,5		652	s8	
		72-80	L/R			5Sp, Argentina	<b>655-112</b>		20		23	86,5		30	107,5		635	s8	
1.3 TS (1177) (44 kW) Eng. 81006		72-80	L/R				<b>655-106</b>		20		23	86,5	81,5	30	107,5		652	s8	
		72-80	L/R			5Sp, Argentina	<b>655-112</b>		20		23	86,5		30	107,5		635	s8	
1.3 TS (1337) Break (44 kW) Eng. 81006		72-80	L/R				<b>655-106</b>		20		23	86,5	81,5	30	107,5		652	s8	
		72-80	L/R			5Sp, Argentina	<b>655-112</b>		20		23	86,5		30	107,5		635	s8	
1.4 (1179) (43-46-50-53 kW) Eng. C2J768		76-	L/R			5Sp, Argentina	<b>655-112</b>		20		23	86,5		30	107,5		635	s8	
1.6 (1173) Gordini (40-48-50-61-66-83 kW) Eng. 82120/ 807		70-	L/R			5Sp, Argentina	<b>655-112</b>		20		23	86,5		30	107,5		635	s8	
1.6, Break (40-48-50-61-66-83 kW) Eng. 82110/ 807		70-	L/R			5Sp, Argentina	<b>655-112</b>		20		23	86,5		30	107,5		635	s8	
<b>R18 (134) '78-'86</b>			L/R			NOTE	CIFAM ref.	ABS	A	B	C	D	E	F	H	I	L	M	Fig
1.4 (1340) (46 kW) Eng. 847720/ 722		-7/82	L/R				<b>655-046</b>		20		23	86,5	81,5	30	107,5		672	s8	
		8/82-86	L/R				<b>655-047</b>		23		23	86,5	87	30	80,2		684	s8	

<b>R18 (134) '78-'86</b>			L/R			NOTE	CIFAM ref.	ABS	A	B	C	D	E	F	H	I	L	M	Fig
1.6 (1341) (54 kW) Eng. 841717		-7/82	L/R				<b>655-046</b>		20		23	86,5	81,5	30	107,5		672	s8	
		8/82-86	L/R			M/T+A/T	<b>655-047</b>		23		23	86,5	87	30	80,2		684	s8	
1.6 (1341) (58 kW) Eng. 841725/ 726		-7/82	L/R				<b>655-046</b>		20		23	86,5	81,5	30	107,5		672	s8	
		8/82-	L/R			M/T+A/T	<b>655-047</b>		23		23	86,5	87	30	80,2		684	s8	
1.6 T. (134,135A) (82 kW) Eng. A7L752		82-7/86			•		<b>613-072</b>				22	83	79						
		82-7/86			•		<b>607-082</b>		23	25	56,45	90	53,7				11	3	
		82-7/86	L/R			M/T	<b>655-107</b>		23		23	90	84,5	34	80		680	s8	
1.6 T. (1345) (80 kW) Eng. 807727		80-82			•		<b>613-072</b>				22	83	79						
		80-82			•		<b>607-082</b>		23	25	56,45	90	53,7				11	3	
		80-82	L/R			M/T	<b>655-107</b>		23		23	90	84,5	34	80		680	s8	
2.0 (1343) (74-77-81 kW) Eng. J6R716		82-7/86			•		<b>613-072</b>				22	83	79						
		82-7/86			•		<b>607-082</b>		23	25	56,45	90	53,7				11	3	
		82-7/86	L/R				<b>655-107</b>		23		23	90	84,5	34	80		680	s8	
2.1 D (1344) (43-46-50-53 kW) Eng. 852710/ J8S711		81-86	L/R				<b>655-047</b>		23		23	86,5	87	30	80,2		684	s8	
2.1 TD (1346) (65 kW) Eng. J8S712		9/81-7/86	L/R				<b>655-107</b>		23		23	90	84,5	34	80		680	s8	
<b>R18 (135) Break '79-'86</b>			L/R			NOTE	CIFAM ref.	ABS	A	B	C	D	E	F	H	I	L	M	Fig
1.4 (1350) (46 kW) Eng. 847720/ 722		-7/82	L/R				<b>655-046</b>		20		23	86,5	81,5	30	107,5		672	s8	
		8/82-86	L/R				<b>655-047</b>		23		23	86,5	87	30	80,2		684	s8	
1.6 T. (80 kW) Eng. 807727		82-7/86			•		<b>613-072</b>				22	83	79						
		82-7/86			•		<b>607-082</b>		23	25	56,45	90	53,7				11	3	
		82-7/86	L/R			M/T	<b>655-107</b>		23		23	90	84,5	34	80		680	s8	
1.6, 4WD (1351) (54 kW) Eng. 841717/ A2M723		-7/82	L/R				<b>655-046</b>		20		23	86,5	81,5	30	107,5		672	s8	
		8/82-86	L/R			M/T+A/T	<b>655-047</b>		23		23	86,5	87	30	80,2		684	s8	
1.6, 4WD (1351) (58 kW) Eng. 841725/ 726		-7/82	L/R				<b>655-046</b>		20		23	86,5	81,5	30	107,5		672	s8	
		8/82-	L/R			M/T+A/T	<b>655-047</b>		23		23	86,5	87	30	80,2		684	s8	
2.0 (1353) (77 kW) Eng. J6R716		9/81-7/86			•		<b>613-072</b>				22	83	79						
		9/81-7/86			•		<b>607-082</b>		23	25	56,45	90	53,7				11	3	
		9/81-7/86	L/R				<b>655-107</b>		23		23	90	84,5	34	80		680	s8	
2.1 D (1354) (49-53 kW) Eng. 852710/ J8S711		80-86	L/R				<b>655-047</b>		23		23	86,5	87	30	80,2		684	s8	
2.1 TD (1356) (65 kW) Eng. J8S712		9/81-7/86	L/R				<b>655-107</b>		23		23	90	84,5	34	80		680	s8	































<b>R19 I (B/C53) '88-'92</b>			L/R			NOTE	CIFAM ref.	ABS	A	B	C	D	E	F	H	I	L	M	Fig
1.2 (B/C530) (40 kW) Eng. C1G730		6/88-	L			G.Box:JB4/5	<b>655-048</b>		21			76,5		30	84		649	s7	
		6/88-	R			G.Box:JB4/5	<b>655-049</b>		21		23	76,5	81,5	30	84		722	s8	
1.4 (B/C532) Kat (43 kW) Eng. C3J710		1/89-	L			G.Box:JB4/5	<b>655-048</b>		21			76,5		30	84		649	s7	
		1/89-	R			G.Box:JB4/5	<b>655-049</b>		21		23	76,5	81,5	30	84		722	s8	
1.4 (B/C53A,G) (59 kW) Eng. E6J700/ 701		6/88-	L			G.Box:JB4/5	<b>655-048</b>		21			76,5		30	84		649	s7	
		6/88-	R			G.Box:JB4/5	<b>655-049</b>		21		23	76,5	81,5	30	84		722	s8	
1.7 (B/C53B) (55-66-70 kW) Eng. F3N740/ 741		6/88-92	L			M/T, G.Box:JB0/1/3	<b>655-074</b>		21			86,5		30	84		638	s7	
		6/88-92	R			M/T, G.Box:JB0/1/3	<b>655-075</b>		21		23	86,5	81,5	30	84		733	s8	
1.7 (B/C53C) (55-66-70 kW) Eng. F3N742/ 743		6/88-92	L			M/T, G.Box:JB0/1/3	<b>655-074</b>		21			86,5		30	84		638	s7	
		6/88-92	R			M/T, G.Box:JB0/1/3	<b>655-075</b>		21		23	86,5	81,5	30	84		733	s8	
1.8 16v (B/C53D) (99-101 kW) Eng. F7P704	 	6/89-92			•		<b>613-164</b>				22	80	83						
		6/89-92			•		<b>607-204</b>		21	25	56,3	90	54					11	3
1.9 D (B/C534, B/C53J) (47 kW) Eng. F8Q706/ 742		6/88-92	L			M/T, G.Box:JB0/1/3	<b>655-074</b>		21			86,5		30	84		638	s7	
		6/88-92	R			M/T, G.Box:JB0/1/3	<b>655-075</b>		21		23	86,5	81,5	30	84		733	s8	
<b>R19 I (D53) Cabrio '88-'92</b>			L/R			NOTE	CIFAM ref.	ABS	A	B	C	D	E	F	H	I	L	M	Fig
1.7 (D53B) (55-66-70 kW) Eng. F3N740/ 741		6/88-92	L			M/T, G.Box:JB0/1/3	<b>655-074</b>		21			86,5		30	84		638	s7	
		6/88-92	R			M/T, G.Box:JB0/1/3	<b>655-075</b>		21		23	86,5	81,5	30	84		733	s8	
1.8 16v (D53D) (99-101 kW) Eng. F7P704	 	6/89-92			•		<b>613-164</b>				22	80	83						
		6/89-92			•		<b>607-204</b>		21	25	56,3	90	54					11	3
<b>R19 I (L53) Chamade '88-'92</b>			L/R			NOTE	CIFAM ref.	ABS	A	B	C	D	E	F	H	I	L	M	Fig
1.4 (L532, L53A/P) (43-44-46-49-50-51-52-53 kW) Eng. C2J710/ 772		6/88-	L			G.Box:JB4/5	<b>655-048</b>		21			76,5		30	84		649	s7	
		6/88-	R			G.Box:JB4/5	<b>655-049</b>		21		23	76,5	81,5	30	84		722	s8	
1.7 (L53B) (55-66-70 kW) Eng. F3N740/ 741		89-92	L			-ABS, M/T, G.Box:JB0/1/3	<b>655-074</b>		21			86,5		30	84		638	s7	
		89-92	R			-ABS, M/T, G.Box:JB0/1/3	<b>655-075</b>		21		23	86,5	81,5	30	84		733	s8	
1.7 (L53C, F) (55-66-70-79 kW) Eng. F3N742/ 743/ 746		6/88-92	L			-ABS, M/T, G.Box:JB0/1/3	<b>655-074</b>		21			86,5		30	84		638	s7	
		6/88-92	R			-ABS, M/T, G.Box:JB0/1/3	<b>655-075</b>		21		23	86,5	81,5	30	84		733	s8	
1.8 16v (L539) (99 kW) Eng. F7P704	 	88-92			•		<b>613-164</b>				22	80	83						
		88-92			•		<b>607-204</b>		21	25	56,3	90	54					11	3
1.8 16v (L53D) (99-101 kW) Eng. F7P704	 	6/89-92			•		<b>613-164</b>				22	80	83						
		6/89-92			•		<b>607-204</b>		21	25	56,3	90	54					11	3
1.9 D (L534, L53J) (47 kW) Eng. F8Q706/ 742		6/88-92	L			-ABS, M/T, G.Box:JB0/1/3	<b>655-074</b>		21			86,5		30	84		638	s7	
		6/88-92	R			-ABS, M/T, G.Box:JB0/1/3	<b>655-075</b>		21		23	86,5	81,5	30	84		733	s8	































<b>R19 II (B/C53) '92-'96</b>			L/R			NOTE	CIFAM ref.	ABS	A	B	C	D	E	F	H	I	L	M	Fig
1.4 (B/C531/537) (58 kW) Eng. E7J700		92-	L			G.Box:JB4/5	<b>655-048</b>		21			76,5		30	84			649	s7
		92-	R			G.Box:JB4/5	<b>655-049</b>		21		23	76,5	81,5	30	84			722	s8
1.4 (B/C532) (43 kW) Eng. C3J710		92-	L			G.Box:JB4/5	<b>655-048</b>		21			76,5		30	84			649	s7
		92-	R			G.Box:JB4/5	<b>655-049</b>		21		23	76,5	81,5	30	84			722	s8
1.4 (B/C535) (52-55 kW) Eng. E7J742		92-	L			G.Box:JB4/5	<b>655-048</b>		21			76,5		30	84			649	s7
		92-	R			G.Box:JB4/5	<b>655-049</b>		21		23	76,5	81,5	30	84			722	s8
1.4 (B/C53A,G) (59 kW) Eng. E6J700/ 701		92-	L			G.Box:JB4/5	<b>655-048</b>		21			76,5		30	84			649	s7
		92-	R			G.Box:JB4/5	<b>655-049</b>		21		23	76,5	81,5	30	84			722	s8
1.4 (B/C53H,B) (43 kW) Eng. C3J710		92-	L			G.Box:JB4/5	<b>655-048</b>		21			76,5		30	84			649	s7
		92-	R			G.Box:JB4/5	<b>655-049</b>		21		23	76,5	81,5	30	84			722	s8
1.8 (5/853/353A) (65-66-70-80-81 kW) Eng. F3P706/ 760		92-96			●	-ABS	<b>613-164</b>				22	80	83						
		92-96			●	-ABS	<b>607-204</b>		21	25	56,3	90	54					11	3
1.8 (5/853/353F, B/C538) (65-66-70-80-81 kW) Eng. F3P682/ 764/ 765		94-96			●	-ABS	<b>613-164</b>				22	80	83						
		94-96			●	-ABS	<b>607-204</b>		21	25	56,3	90	54					11	3
1.8 (B/C538) (65-66-70-80-81 kW) Eng. F3P700		92-94			●	-ABS	<b>613-164</b>				22	80	83						
		92-94			●	-ABS	<b>607-204</b>		21	25	56,3	90	54					11	3
1.8 (B/C53Y) (65-66-70-80-81 kW) Eng. F3P704/ 705/ 706/ 707/ 708/ 760		92-96			●	-ABS	<b>613-164</b>				22	80	83						
		92-96			●	-ABS	<b>607-204</b>		21	25	56,3	90	54					11	3
1.8 16v (B/C53D) (99-101 kW) Eng. F7P704		92-96			●	-ABS	<b>613-164</b>				22	80	83						
		92-96			●	-ABS	<b>607-204</b>		21	25	56,3	90	54					11	3
1.9 DT (B/C53K) (47-66-68 kW) Eng. F8Q744		92-95			●	-ABS	<b>613-164</b>				22	80	83						
		92-95			●	-ABS	<b>607-204</b>		21	25	56,3	90	54					11	3
1.9 DT (B/C53T) (47-66-68 kW) Eng. F8Q744		92-95			●	-ABS	<b>613-164</b>				22	80	83						
		92-95			●	-ABS	<b>607-204</b>		21	25	56,3	90	54					11	3
<b>R19 II (D53) Cabrio '92-'96</b>			L/R			NOTE	CIFAM ref.	ABS	A	B	C	D	E	F	H	I	L	M	Fig
1.8 (853A, D53Y) (65-66-70-80-81 kW) Eng. F3P704/ 705/ 706/ 707/ 708/ 760		92-96			●	-ABS	<b>613-164</b>				22	80	83						
		92-96			●	-ABS	<b>607-204</b>		21	25	56,3	90	54					11	3
1.8 (D53C, V) (65-66-70-80-81 kW) Eng. F3P682/ 764/ 765		94-96			●	-ABS	<b>613-164</b>				22	80	83						
		94-96			●	-ABS	<b>607-204</b>		21	25	56,3	90	54					11	3
1.8 16v (D53D) (99-101 kW) Eng. F7P704		92-96			●	-ABS	<b>613-164</b>				22	80	83						
		92-96			●	-ABS	<b>607-204</b>		21	25	56,3	90	54					11	3































<b>R19 II (L53) Chamade '92-'95</b>			L/R			NOTE	CIFAM ref.	ABS	A	B	C	D	E	F	H	I	L	M	Fig
1.4 (L532/531) (43 kW) Eng. C3J710		92-	L			G.Box.:JB4/5	<b>655-048</b>		21			76,5		30	84		649	s7	
		92-	R			G.Box.:JB4/5	<b>655-049</b>		21		23	76,5	81,5	30	84		722	s8	
1.4 (L535) (52-55-57 kW) Eng. E7J742		93-	L			G.Box.:JB4/5	<b>655-048</b>		21			76,5		30	84		649	s7	
		93-	R			G.Box.:JB4/5	<b>655-049</b>		21		23	76,5	81,5	30	84		722	s8	
1.4 (L53A,G) (59 kW) Eng. E6J700/ 701		92-	L			G.Box.:JB4/5	<b>655-048</b>		21			76,5		30	84		649	s7	
		92-	R			G.Box.:JB4/5	<b>655-049</b>		21		23	76,5	81,5	30	84		722	s8	
1.8 (L453A/F) (65-66-70-80-81 kW) Eng. F3P706/ 760		92-95		•		-ABS	<b>613-164</b>				22	80	83						
		92-95		•		-ABS	<b>607-204</b>		21	25	56,3	90	54					11	3
1.8 (L538) (65-66-70-80-81 kW) Eng. F3P700		92-94		•		-ABS	<b>613-164</b>				22	80	83						
		92-94		•		-ABS	<b>607-204</b>		21	25	56,3	90	54					11	3
1.8 (L53V, L538) (65-66-70-80-81 kW) Eng. F3P682/ 764/ 765		94-95		•		-ABS	<b>613-164</b>				22	80	83						
		94-95		•		-ABS	<b>607-204</b>		21	25	56,3	90	54					11	3
1.8 (L53Y) (65 kW) Eng. F3P704/ 705/ 706/ 707/ 708/ 760		92-95		•		-ABS	<b>613-164</b>				22	80	83						
		92-95		•		-ABS	<b>607-204</b>		21	25	56,3	90	54					11	3
1.8 16v (L53D) (99-101 kW) Eng. F7P704		92-95		•		-ABS	<b>613-164</b>				22	80	83						
		92-95		•		-ABS	<b>607-204</b>		21	25	56,3	90	54					11	3
1.9 DT (L53K) (68 kW) Eng. F8Q744		92-95		•		-ABS	<b>613-164</b>				22	80	83						
		92-95		•		-ABS	<b>607-204</b>		21	25	56,3	90	54					11	3
1.9 DT (L53T) (47-66-68 kW) Eng. F8Q744		92-95		•		-ABS	<b>613-164</b>				22	80	83						
		92-95		•		-ABS	<b>607-204</b>		21	25	56,3	90	54					11	3
<b>R20 (127) '75-'83</b>			L/R			NOTE	CIFAM ref.	ABS	A	B	C	D	E	F	H	I	L	M	Fig
2.0 (1272) (59-63-76-80-81 kW) Eng. 829700/ 701		77-80		•		M/T+A/T	<b>613-072</b>				22	83	79						
		77-80		•		M/T+A/T	<b>607-082</b>		23	25	56,45	90	53,7					11	3
2.0 (1277) (59-63-76-80-81 kW) Eng. 829702/ 703		80-83		•			<b>613-088</b>				28	74	115						
		80-83		•			<b>607-102</b>		23	25	56,45	90	79					3	3
2.1 TD (1270) (63 kW) Eng. J8S702		1/82-12/83		•			<b>613-072</b>				22	83	79						
		1/82-12/83		•			<b>607-082</b>		23	25	56,45	90	53,7					11	3
2.2 (1279) (67-70-74-76-79-85-89-91-101 kW) Eng. 851700		80-83		•		M/T+A/T	<b>613-072</b>				22	83	79						
		80-83		•		M/T+A/T	<b>607-082</b>		23	25	56,45	90	53,7					11	3


































<b>R21 (B48) '86-'94</b>			L/R			NOTE	CIFAM ref.	ABS	A	B	C	D	E	F	H	I	L	M	Fig
2.1 D (B480) (43-46-50-53 kW) Eng. J8S784		4/92-6/94		●			<b>613-072</b>				22	83	79						
		4/92-6/94		●			<b>607-108</b>	23	24	56,45	90	53,7						11	2
		92-	L/R			G.Box:NG7/9-MJ3	<b>655-050</b>	23		23	90	85,5	37	80			694	s8	
2.1 D (B48V, B48O) (44-48-53-66 kW) Eng. J8S600/ 740		89-94		●			<b>613-072</b>				22	83	79						
		89-94		●			<b>607-108</b>	23	24	56,45	90	53,7						11	2
		89-	L/R			G.Box:NG7/9-MJ3	<b>655-050</b>	23		23	90	85,5	37	80			694	s8	
2.1 TD (B486/B488/B48V) (65 kW) Eng. J8S714/ 786/ 788		86-94		●			<b>613-072</b>				22	83	79						
		86-94		●			<b>607-108</b>	23	24	56,45	90	53,7						11	2
		86-94	L/R			G.Box:NG7/9-MJ3	<b>655-050</b>	23		23	90	85,5	37	80			694	s8	
2.2, 4WD (B48K) (79 kW) Eng. J7T754		86-94		●		-ABS	<b>613-072</b>				22	83	79						
		86-94		●		-ABS	<b>607-108</b>	23	24	56,45	90	53,7						11	2
		86-	L/R			G.Box:NG7/9-MJ3	<b>655-050</b>	23		23	90	85,5	37	80			694	s8	
<b>R21 (K48) Nevada '86-'95</b>			L/R			NOTE	CIFAM ref.	ABS	A	B	C	D	E	F	H	I	L	M	Fig
1.7 (K481) (55 kW) Eng. F2N712		86-		●		-ABS	<b>613-072</b>				22	83	79						
		86-		●		-ABS	<b>607-108</b>	23	24	56,45	90	53,7						11	2
		86-	L			G.Box:JB0/1/3	<b>655-054</b>	21			86,5		30	84			650	s7	
		86-	R			G.Box:JB0/1/3	<b>655-055</b>	21		23	86,5	81,5	30	84			743	s8	
1.7 (K482) (65 kW) Eng. F2N710		86-		●		-ABS	<b>613-072</b>				22	83	79						
		86-		●		-ABS	<b>607-108</b>	23	24	56,45	90	53,7						11	2
		86-	L			G.Box:JB0/1/3	<b>655-054</b>	21			86,5		30	84			650	s7	
		86-	R			G.Box:JB0/1/3	<b>655-055</b>	21		23	86,5	81,5	30	84			743	s8	
1.7 (K48E) (66-69 kW) Eng. F3N722/ 723		86-93		●		-ABS	<b>613-072</b>				22	83	79						
		86-93		●		-ABS	<b>607-108</b>	23	24	56,45	90	53,7						11	2
		86-	L			G.Box:JB0/1/3	<b>655-054</b>	21			86,5		30	84			650	s7	
		86-	R			G.Box:JB0/1/3	<b>655-055</b>	21		23	86,5	81,5	30	84			743	s8	
1.7 (K48F) Kat (54 kW) Eng. F3N726		88-		●		-ABS	<b>613-072</b>				22	83	79						
		88-		●		-ABS	<b>607-108</b>	23	24	56,45	90	53,7						11	2
		88-	L			G.Box:JB0/1/3	<b>655-054</b>	21			86,5		30	84			650	s7	
		88-	R			G.Box:JB0/1/3	<b>655-055</b>	21		23	86,5	81,5	30	84			743	s8	





































R21 (K48) Nevada '86-'95		L/R			NOTE	CIFAM ref.	ABS	A	B	C	D	E	F	H	I	L	M	Fig		
1.7 (K48M) (54 kW) Eng. F2N750		86-94		●	-ABS	613-072				22	83	79								
		86-94		●	-ABS	607-108		23	24	56,45	90	53,7						11	2	
		86-	L			G.Box:JB0/1/3	655-054		21			86,5		30	84		650		s7	
		86-	R			G.Box:JB0/1/3	655-055		21		23	86,5	81,5	30	84		743		s8	
1.7 (K48N) (64 kW) Eng. F2N752		87-		●	-ABS	613-072				22	83	79								
		87-		●	-ABS	607-108		23	24	56,45	90	53,7						11	2	
		87-	L			G.Box:JB0/1/3	655-054		21			86,5		30	84		650		s7	
		87-	R			G.Box:JB0/1/3	655-055		21		23	86,5	81,5	30	84		743		s8	
1.9 D (K48H/I) (47 kW) Eng. F8Q710		86-94		●	-ABS	613-072				22	83	79								
		86-94		●	-ABS	607-108		23	24	56,45	90	53,7						11	2	
		86-	L			G.Box:JB0/1/3	655-054		21			86,5		30	84		650		s7	
		86-	R			G.Box:JB0/1/3	655-055		21		23	86,5	81,5	30	84		743		s8	
2.0 (K489) (74-77-81 kW) Eng. J6R758/ 759/ 792/ 793		86-93		●	-ABS	613-072				22	83	79								
		86-93		●	-ABS	607-108		23	24	56,45	90	53,7						11	2	
		86-93	L/R			M/T+A/T, G.Box:NG7/9-MJ3	655-050		23		23	90	85,5	37	80		694		s8	
2.0 (K48R/Y) (99 kW) Eng. J7R740		90-94		●	-ABS	613-072				22	83	79								
		90-94		●	-ABS	607-108		23	24	56,45	90	53,7						11	2	
		90-94	L/R			M/T+A/T, G.Box:NG7/9-MJ3	655-050		23		23	90	85,5	37	80		694		s8	
2.1 D (K480) (44-48-53-66 kW) Eng. J8S784		92-95		●	-ABS	613-072				22	83	79								
		92-95		●	-ABS	607-108		23	24	56,45	90	53,7						11	2	
		92-	L/R			G.Box:NG7/9-MJ3	655-050		23		23	90	85,5	37	80		694		s8	
2.1 D (K48V,O) (44-48-53-66 kW) Eng. J8S600/ 740		89-92		●	-ABS	613-072				22	83	79								
		89-92		●	-ABS	607-108		23	24	56,45	90	53,7						11	2	
		89-	L/R			G.Box:NG7/9-MJ3	655-050		23		23	90	85,5	37	80		694		s8	
2.1 TD (K488) (65 kW) Eng. J8S788		86-93		●	-ABS	613-072				22	83	79								
		86-93		●	-ABS	607-108		23	24	56,45	90	53,7						11	2	
		86-	L/R			G.Box:NG7/9-MJ3	655-050		23		23	90	85,5	37	80		694		s8	
2.1 TD (K48A/P/W, K487) (65 kW) Eng. J8S714/ 786		86-93		●	-ABS	613-072				22	83	79								
		86-93		●	-ABS	607-108		23	24	56,45	90	53,7						11	2	
		86-	L/R			G.Box:NG7/9-MJ3	655-050		23		23	90	85,5	37	80		694		s8	


































<b>R21 (K48) Nevada '86-'95</b>			L/R			NOTE	CIFAM ref.	ABS	A	B	C	D	E	F	H	I	L	M	Fig	
2.2 (K48C) (79 kW) Eng. J7T754/ 755		86-93		•		-ABS	<b>613-072</b>				22	83	79							
		86-93		•		-ABS	<b>607-108</b>		23	24	56,45	90	53,7						11	2
		86-	L/R			G.Box:NG7/9-MJ3	<b>655-050</b>		23		23	90	85,5	37	80			694	s8	
2.2, 4WD (K48K) (79 kW) Eng. J7T754/ 755		86-93		•		-ABS	<b>613-072</b>				22	83	79							
		86-93		•		-ABS	<b>607-108</b>		23	24	56,45	90	53,7						11	2
		86-	L/R			G.Box:NG7/9-MJ3	<b>655-050</b>		23		23	90	85,5	37	80			694	s8	
<b>R21 (L48) '86-'94</b>			L/R			NOTE	CIFAM ref.	ABS	A	B	C	D	E	F	H	I	L	M	Fig	
1.4 (L48D) (43-46-50-53 kW) Eng. C2J770		88-10/93		•		-ABS	<b>613-072</b>				22	83	79							
		88-10/93		•		-ABS	<b>607-108</b>		23	24	56,45	90	53,7						11	2
		88-	L			G.Box:JB0/1/3	<b>655-054</b>		21			86,5		30	84			650	s7	
		88-	R			G.Box:JB0/1/3	<b>655-055</b>		21		23	86,5	81,5	30	84			743	s8	
1.7 (L481) (55 kW) Eng. F2N712		86-87		•		-ABS	<b>613-072</b>				22	83	79							
		86-87		•		-ABS	<b>607-108</b>		23	24	56,45	90	53,7						11	2
		86-	L			G.Box:JB0/1/3	<b>655-054</b>		21			86,5		30	84			650	s7	
		86-	R			G.Box:JB0/1/3	<b>655-055</b>		21		23	86,5	81,5	30	84			743	s8	
1.7 (L482) (65 kW) Eng. F2N710		86-		•		-ABS	<b>613-072</b>				22	83	79							
		86-		•		-ABS	<b>607-108</b>		23	24	56,45	90	53,7						11	2
		86-	L			G.Box:JB0/1/3	<b>655-054</b>		21			86,5		30	84			650	s7	
		86-	R			G.Box:JB0/1/3	<b>655-055</b>		21		23	86,5	81,5	30	84			743	s8	
1.7 (L484) (65 kW) Eng. F2N710		86-		•		-ABS	<b>613-072</b>				22	83	79							
		86-		•		-ABS	<b>607-108</b>		23	24	56,45	90	53,7						11	2
		86-	L			G.Box:JB0/1/3	<b>655-054</b>		21			86,5		30	84			650	s7	
		86-	R			G.Box:JB0/1/3	<b>655-055</b>		21		23	86,5	81,5	30	84			743	s8	
1.7 (L48A/P/F) (54 kW) Eng. F2N750/ F3N726		86-6/94		•		-ABS	<b>613-072</b>				22	83	79							
		86-6/94		•		-ABS	<b>607-108</b>		23	24	56,45	90	53,7						11	2
		86-	L			G.Box:JB0/1/3	<b>655-054</b>		21			86,5		30	84			650	s7	
		86-	R			G.Box:JB0/1/3	<b>655-055</b>		21		23	86,5	81,5	30	84			743	s8	
1.7 (L48E) (66-69 kW) Eng. F3N722/ 723		86-6/94		•		-ABS	<b>613-072</b>				22	83	79							
		86-6/94		•		-ABS	<b>607-108</b>		23	24	56,45	90	53,7						11	2
		86-	L			G.Box:JB0/1/3	<b>655-054</b>		21			86,5		30	84			650	s7	
		86-	R			G.Box:JB0/1/3	<b>655-055</b>		21		23	86,5	81,5	30	84			743	s8	



<b>R21 (L48) '86-'94</b>			L/R			NOTE	CIFAM ref.	ABS	A	B	C	D	E	F	H	I	L	M	Fig	
2.2, 4WD (L48K) (79-81 kW) Eng. J7T754/ 755		86-94		●		-ABS	<b>613-072</b>				22	83	79							
		86-94		●		-ABS	<b>607-108</b>		23	24	56,45	90	53,7						11	2
		86-	L/R			G.Box:NG7/9-MJ3	<b>655-050</b>		23		23	90	85,5	37	80			694	s8	
<b>R25 (B29) '84-'93</b>			L/R			NOTE	CIFAM ref.	ABS	A	B	C	D	E	F	H	I	L	M	Fig	
2.0 (B292/294) (76-88-99-100-103-119-129 kW) Eng. J7R726		88-93		●		-ABS	<b>613-072</b>				22	83	79							
		88-93		●		-ABS	<b>607-082</b>		23	25	56,45	90	53,7						11	3
2.0 (B297, B29J) (74-77-81 kW) Eng. J6R706/ 707/ 760/ 762/ 763		84-92		●		-ABS, G.Box:NG3-MJ3	<b>613-072</b>				22	83	79							
		84-92		●		-ABS, G.Box:NG3-MJ3	<b>607-082</b>		23	25	56,45	90	53,7						11	3
		84-	L/R			+ABS, G.Box:MJ3	<b>655-628</b>	48	23		23	90	84,5	34	80	-	716	s20		
		84-	L/R			-ABS, M/T, G.Box:NG3	<b>655-035</b>		23		23	90	85,5	37	80			716	s20	
2.0 (B29H) (76-88-99-103-119 kW) Eng. J7R720/ 721/ 726		87-93		●		-ABS, G.Box:NG3-MJ3	<b>613-072</b>				22	83	79							
		87-93		●		-ABS, G.Box:NG3-MJ3	<b>607-082</b>		23	25	56,45	90	53,7						11	3
		84-	L/R			+ABS, A/T, G.Box:MJ3	<b>655-628</b>	48	23		23	90	84,5	34	80	-	716	s20		
		87-	L/R			-ABS, A/T, G.Box:MJ3	<b>655-035</b>		23		23	90	85,5	37	80			716	s20	
2.1 D (44-48-53 kW) Eng. J8S736		4/84-89		●		-ABS	<b>613-072</b>				22	83	79							
		4/84-89		●		-ABS	<b>607-082</b>		23	25	56,45	90	53,7						11	3
		4/84-	L/R			-ABS, G.Box:NG3	<b>655-035</b>		23		23	90	85,5	37	80			716	s20	
		84-	L/R			+ABS, G.Box:NG3	<b>655-628</b>	48	23		23	90	84,5	34	80	-	716	s20		
2.1 D (B296) (44-48-53 kW) Eng. J8S706		4/84-89		●		-ABS	<b>613-072</b>				22	83	79							
		4/84-89		●		-ABS	<b>607-082</b>		23	25	56,45	90	53,7						11	3
		4/84-	L/R			-ABS, G.Box:NG3	<b>655-035</b>		23		23	90	85,5	37	80			716	s20	
		84-	L/R			+ABS, G.Box:NG3	<b>655-628</b>	48	23		23	90	84,5	34	80	-	716	s20		
2.1 TD (B290/ B29W) (63 kW) Eng. J8S708		4/84-12/92		●		-ABS	<b>613-072</b>				22	83	79							
		4/84-12/92		●		-ABS	<b>607-082</b>		23	25	56,45	90	53,7						11	3
		4/84-	L/R			-ABS, G.Box:NG3	<b>655-035</b>		23		23	90	85,5	37	80			716	s20	
		84-	L/R			+ABS, G.Box:NG3	<b>655-628</b>	48	23		23	90	84,5	34	80	-	716	s20		
2.2 (B29B) (67-70-74-76-79-85-89-91-101 kW) Eng. J7T708/ 732/ 733		86-92		●		-ABS, G.Box:NG3-MJ3	<b>613-072</b>				22	83	79							
		86-92		●		-ABS, G.Box:NG3-MJ3	<b>607-082</b>		23	25	56,45	90	53,7						11	3
		86-	L/R			-ABS, M/T+A/T, G.Box:NG3-MJ3	<b>655-035</b>		23		23	90	85,5	37	80			716	s20	































# RENAULT

























<b>R25 (B29) '84-'93</b>			L/R			NOTE	CIFAM ref.	ABS	A	B	C	D	E	F	H	I	L	M	Fig		
2.2 (B29E) (67-70-74-76-79-85-89-91-101 kW) Eng. J7T706/ 707/ 714/ 715		84-89		•		-ABS, G.Box:NG3-MJ3	<b>613-072</b>				22	83	79								
		84-89		•		-ABS, G.Box:NG3-MJ3	<b>607-082</b>		23	25	56,45	90	53,7						11	3	
		84-	L/R				+ABS, M/T+A/T, G.Box:NG3-MJ3	<b>655-628</b>	48	23		23	90	84,5	34	80	-	716	s20		
		84-	L/R				-ABS, M/T+A/T, G.Box:NG3-MJ3	<b>655-035</b>		23		23	90	85,5	37	80		716	s20		
2.5 V6 T. (B295) (133 kW) Eng. Z7U702		10/84-5/90		•		-ABS	<b>613-072</b>				22	83	79								
		10/84-5/90		•		-ABS	<b>607-082</b>		23	25	56,45	90	53,7						11	3	
2.5 V6 T. (B29G) (151 kW) Eng. Z7U700		1/90-12/92		•		-ABS	<b>613-072</b>				22	83	79								
		1/90-12/92		•		-ABS	<b>607-082</b>		23	25	56,45	90	53,7						11	3	
2.7 V6 (B298) (92-94-96-105 kW) Eng. Z7V708/ 709/ 711		4/84-8/89		•		-ABS	<b>613-072</b>				22	83	79								
		4/84-8/89		•		-ABS	<b>607-082</b>		23	25	56,45	90	53,7						11	3	
2.8 V6 (B293) (115 kW) Eng. Z7W700		6/87-2/90		•		-ABS	<b>613-072</b>				22	83	79								
		6/87-2/90		•		-ABS	<b>607-082</b>		23	25	56,45	90	53,7						11	3	
2.8 V6 (B29A) (100 kW) Eng. Z7W702		86-88		•		-ABS	<b>613-072</b>				22	83	79								
		86-88		•		-ABS	<b>607-082</b>		23	25	56,45	90	53,7						11	3	
2.8 V6 (B29F) (110 kW) Eng. Z7W706/ 707/ 709		87-92		•		-ABS	<b>613-072</b>				22	83	79								
		87-92		•		-ABS	<b>607-082</b>		23	25	56,45	90	53,7						11	3	
<b>R30 (127) '75-'86</b>			L/R			NOTE	CIFAM ref.	ABS	A	B	C	D	E	F	H	I	L	M	Fig		
2.1 TD (1270) (44-48-53-66 kW) Eng. J8S702		2/82-3/86		•			<b>613-072</b>				22	83	79								
		2/82-3/86		•			<b>607-082</b>		23	25	56,45	90	53,7						11	3	
2.6 (1273) (92-96 kW) Eng. 112		75-78		•			<b>613-088</b>				28	74	115								
		75-78		•			<b>607-102</b>		23	25	56,45	90	79						3	3	
2.6 TS (1275) (94 kW) Eng. 144		78-84		•			<b>613-088</b>				28	74	115								
		78-84		•			<b>607-102</b>		23	25	56,45	90	79						3	3	
2.6 TX (1278) (105 kW) Eng. 140		78-83		•			<b>613-088</b>				28	74	115								
		78-83		•			<b>607-102</b>		23	25	56,45	90	79						3	3	
<b>R4 (112) '62-'93</b>			L/R			NOTE	CIFAM ref.	ABS	A	B	C	D	E	F	H	I	L	M	Fig		
0.8 (1120) (20 kW) Eng. 839		81-82	L/R				<b>655-040</b>		23		22	76,5	81,5	30	90	48	668	s3			
0.8 (1123) (21 kW) Eng. 800		9/73-83	L/R				<b>655-040</b>		23		22	76,5	81,5	30	90	48	668	s3			
0.8 (1123) (21 kW) Eng. 800705/ 81302/ B1B707		83-88	L/R				<b>655-040</b>		23		22	76,5	81,5	30	90	48	668	s3			
0.8 (1124) (21 kW) Eng. B1B705/ 707		83-88	L/R				<b>655-040</b>		23		22	76,5	81,5	30	90	48	668	s3			


















<b>R4 (112) '62-'93</b>			L/R			NOTE	CIFAM ref.	ABS	A	B	C	D	E	F	H	I	L	M	Fig
0.8 (1126) (21 kW) Eng. B1B705/ 707		76-82	L/R				<b>655-040</b>		23		22	76,5	81,5	30	90	48	668	s3	
0.8 (1129) (21 kW) Eng. B1B705/ 707		76-82	L/R				<b>655-040</b>		23		22	76,5	81,5	30	90	48	668	s3	
1.1 (1128) (25-33-35 kW) Eng. 688712/ C1E714/ 719		78-90	L/R				<b>655-040</b>		23		22	76,5	81,5	30	90	48	668	s3	
<b>R5 '71-'85</b>			L/R			NOTE	CIFAM ref.	ABS	A	B	C	D	E	F	H	I	L	M	Fig
0.8 (1220) (19-21-25-26-27 kW) Eng. 800710		72-7/84	L/R				<b>655-040</b>		23		22	76,5	81,5	30	90	48	668	s3	
0.8 (1221) (27 kW) Eng. 800710		82-84	L/R				<b>655-040</b>		23		22	76,5	81,5	30	90	48	668	s3	
0.8 (1391) (27 kW) Eng. 800710		82-84	L/R				<b>655-040</b>		23		22	76,5	81,5	30	90	48	668	s3	
0.95 (1222) (25-30-31-32-33 kW) Eng. 689710		72-85	L/R				<b>655-040</b>		23		22	76,5	81,5	30	90	48	668	s3	
0.95 (1392) (25-30-31-32-33 kW) Eng. 689710		72-85	L/R				<b>655-040</b>		23		22	76,5	81,5	30	90	48	668	s3	
1.1 (35 kW) Eng. 688713/ C1E726		71-80	L/R				<b>655-040</b>		23		22	76,5	81,5	30	90	48	668	s3	
1.1 (1226/1227) (25-30-31-32-33 kW) Eng. 688713/ C1E726		80-85	L/R				<b>655-040</b>		23		22	76,5	81,5	30	90	48	668	s3	
1.1 (1397) (25-33-35 kW) Eng. 688713/ C1E726		80-85	L/R				<b>655-040</b>		23		22	76,5	81,5	30	90	48	668	s3	
1.3 (1224) (29-31-32-33-37-40-44-47 kW) Eng. 810725		75-84	L/R				<b>655-040</b>		23		22	76,5	81,5	30	90	48	668	s3	
1.3 (1225), Autom. (29-31-32-33-37-40-44-47 kW) Eng. 810719/ 726/ 729		76-79	L/R				<b>655-040</b>		23		22	76,5	81,5	30	90	48	668	s3	
1.3 (1394) (29-31-32-33-37-40-44-47 kW) Eng. 810725		75-84	L/R				<b>655-040</b>		23		22	76,5	81,5	30	90	48	668	s3	
1.3 (1395/1396), Autom. (33 kW) Eng. 810719/ 729		79-84	L/R				<b>655-040</b>		23		22	76,5	81,5	30	90	48	668	s3	
1.4 (1229) (35-43-46 kW) Eng. 847725/ C2J713		82-85	L/R				<b>655-040</b>		23		22	76,5	81,5	30	90	48	668	s3	
1.4 (1399) (43-46-50-53 kW) Eng. 847725/ C2J713		82-85	L/R				<b>655-040</b>		23		22	76,5	81,5	30	90	48	668	s3	
<b>R6 '69-'87</b>			L/R			NOTE	CIFAM ref.	ABS	A	B	C	D	E	F	H	I	L	M	Fig
0.8 (1180) (19-21-25-26-27 kW) Eng. B1B800		9/73-80	L/R				<b>655-040</b>		23		22	76,5	81,5	30	90	48	668	s3	
1.1 (1181) (25-32-33-35 kW) Eng. 688711/ 712/ 713		70-	L/R				<b>655-040</b>		23		22	76,5	81,5	30	90	48	668	s3	
<b>R9 (L42) '81-'89</b>			L/R			NOTE	CIFAM ref.	ABS	A	B	C	D	E	F	H	I	L	M	Fig
1.1 (L421) (25-33-35 kW) Eng. C1E715/ 720		9/81-87	L			G.Box:JB0/1	<b>655-041</b>		21			86,5		30	84		630	s7	
		9/81-87	R			G.Box:JB0/1	<b>655-042</b>		21		23	86,5	81,5	30	84		728	s8	
1.2 (L42S) (40 kW) Eng. C1G700/ 710		85-88	L			G.Box:JB4/5	<b>655-043</b>		21			86,5		30	84		644	s7	
		85-88	R			G.Box:JB4/5	<b>655-044</b>		21		23	86,5	81,5	30	84		715	s8	





























































# RENAULT





















<b>R9 (L42) '81-'89</b>			L/R			NOTE	CIFAM ref.	ABS	A	B	C	D	E	F	H	I	L	M	Fig	
1.4 (L422/L42C) (44 kW) Eng. C1J715/ 792/ 796/ C2J730		81-88		•		Argentina/Colombia	<b>613-245</b>				19	75	114							
		81-88		•		Argentina/Colombia	<b>607-353</b>	21	30	46	81	54						5	3	
		81-88	L				M/T, G.Box:JB0/1	<b>655-041</b>	21			86,5			30	84			630	s7
		81-88	R				M/T, G.Box:JB0/1	<b>655-042</b>	21		23	86,5	81,5	30	84				728	s8
1.4 (L423, L42R) (49-53 kW) Eng. C2J717/ 720/ 755/ 766/ 767/ 768		81-88		•		Argentina/Colombia	<b>613-245</b>				19	75	114							
		81-88		•		Argentina/Colombia	<b>607-353</b>	21	30	46	81	54							5	3
		81-88	L				M/T, G.Box:JB0/1	<b>655-041</b>	21			86,5			30	84			630	s7
		81-88	R				M/T, G.Box:JB0/1	<b>655-042</b>	21		23	86,5	81,5	30	84				728	s8
1.4 T. (77-85-88 kW) Eng. C1J760/ 764		86-89	L			G.Box:JB3	<b>655-041</b>	21			86,5			30	84			630	s7	
1.4 T. (L425) (77-85-88 kW) Eng. C1J760/ 764		84-86	L			G.Box:JB3	<b>655-041</b>	21			86,5			30	84			630	s7	
1.6 D, TD (L424) (40 kW) Eng. F8M700/ 720/ 730		82-88	L			G.Box:JB0/1	<b>655-041</b>	21			86,5			30	84			630	s7	
		82-88	R			G.Box:JB0/1	<b>655-042</b>	21		23	86,5	81,5	30	84				728	s8	
1.7 (L42F) (55-66-70 kW) Eng. F3N718		86-88	L			G.Box:JB3	<b>655-041</b>	21			86,5			30	84			630	s7	
1.7 (L42L) (55-59-64-68 kW) Eng. F2N730		86-88	L			G.Box:JB3	<b>655-041</b>	21			86,5			30	84			630	s7	
1.7 (L42N) (55-59-64-68 kW) Eng. F2N708/ 710/ 798		86-88	L			G.Box:JB3	<b>655-041</b>	21			86,5			30	84			630	s7	
<b>Rodeo 5 '81-'87</b>			L/R			NOTE	CIFAM ref.	ABS	A	B	C	D	E	F	H	I	L	M	Fig	
1.1 (35 kW) Eng. 688711/ 712/ 713		81-87	L/R				<b>655-040</b>		23		22	76,5	81,5	30	90	48	668	s3		
<b>Rodeo 6 '70-'81</b>			L/R			NOTE	CIFAM ref.	ABS	A	B	C	D	E	F	H	I	L	M	Fig	
1.1 (ACL2B) (35 kW) Eng. 688711/ 712/ 713		73-81	L/R				<b>655-040</b>		23		22	76,5	81,5	30	90	48	668	s3		
<b>Safrane I (B54) '92-'96</b>			L/R			NOTE	CIFAM ref.	ABS	A	B	C	D	E	F	H	I	L	M	Fig	
2.0 (B540) (76-88-99-119-129 kW) Eng. J7R732/ 733		3/92-7/96		•		+/-ABS	<b>613-165</b>				26	86	138							
		3/92-7/96		•		+ABS	<b>607-336</b>	30	23	25	56,3	90	51,4						11	3
		3/92-7/96		•			-ABS	<b>607-316</b>		23	25	56,3	90	51,4						11
		92-	L				+ABS, G.Box:PK1	<b>655-311</b>	30	23			90		37	83			600	s7
		92-	R				+ABS, G.Box:PK1	<b>655-312</b>	30	23			90		37	83			541	s7
2.0 (B542, B54E) (97 kW) Eng. J7R734/ 735		92-96	L			+ABS, G.Box:PK1	<b>655-311</b>	30	23			90		37	83			600	s7	
		92-96	R			+ABS, G.Box:PK1	<b>655-312</b>	30	23			90		37	83			541	s7	

<b>Safrane I (B54) '92-'96</b>			L/R			NOTE	CIFAM ref.	ABS	A	B	C	D	E	F	H	I	L	M	Fig	
2.1 TD (B546) (65 kW) Eng. J8S760		93-96		●		+/-ABS	<b>613-165</b>				26	86	138							
		93-96		●		+ABS, G.Box:PK1	<b>607-336</b>	30	23	25	56,3	90	51,4					11	3	
		93-96		●		-ABS	<b>607-316</b>		23	25	56,3	90	51,4					11	3	
		93-96	L			+ABS, G.Box:PK1	<b>655-311</b>	30	23			90		37	83			600	s7	
		93-96	R			+ABS, G.Box:PK1	<b>655-312</b>	30	23			90		37	83			541	s7	
2.2 (B541) (79 kW) Eng. J7T762		92-7/96		●		+/-ABS	<b>613-165</b>				26	86	138							
		92-7/96		●		+ABS	<b>607-336</b>	30	23	25	56,3	90	51,4					11	3	
		92-7/96		●		-ABS	<b>607-316</b>		23	25	56,3	90	51,4					11	3	
		92-	L			+ABS, G.Box:PK1	<b>655-311</b>	30	23			90		37	83			600	s7	
		92-	R			+ABS, G.Box:PK1	<b>655-312</b>	30	23			90		37	83			541	s7	
2.2 (B543) (101 kW) Eng. J7T760/ 761		92-7/96		●		+/-ABS	<b>613-165</b>				26	86	138							
		92-7/96		●		+ABS	<b>607-336</b>	30	23	25	56,3	90	51,4					11	3	
		92-7/96		●		-ABS	<b>607-316</b>		23	25	56,3	90	51,4					11	3	
		92-	L			+ABS, G.Box:PK1	<b>655-311</b>	30	23			90		37	83			600	s7	
		92-	R			+ABS, G.Box:PK1	<b>655-312</b>	30	23			90		37	83			541	s7	
2.5 DT (B548) (83 kW) Eng. S8U762/ 763		92-7/96		●		+/-ABS	<b>613-165</b>				26	86	138							
		92-7/96		●		+ABS	<b>607-336</b>	30	23	25	56,3	90	51,4					11	3	
		92-7/96		●		-ABS	<b>607-316</b>		23	25	56,3	90	51,4					11	3	
<b>Safrane II (B54) '96-'00</b>			L/R			NOTE	CIFAM ref.	ABS	A	B	C	D	E	F	H	I	L	M	Fig	
2.0 16v (B54L) (100-102 kW) Eng. N7Q710/ 711		96-00	L			+ABS	<b>655-569</b>	30	23		26	98	96		84	67	679	s16		
		96-00	R			+ABS	<b>655-570</b>	30	23		26	98	96		84	315	931	s6		
2.2 DT (B54G) (83 kW) Eng. G8T714/ 716/ 740/ 760		96-00	L			+ABS, G.Box:PK1	<b>655-573</b>	30	23			98		37	84			595	s7	
		96-00	R			+ABS, G.Box:PK1	<b>655-574</b>	30	23		39	98	91	41	84	393	985	s8		
2.5 20v (B54F) (121 kW) Eng. N7U700/ 701		96-00	L			+ABS, M/T+A/T	<b>655-571</b>	30	23		26	98	96		84	67,5	595	s16		
		96-00	R			+ABS, M/T+A/T	<b>655-572</b>	30	23		26	98	96		84	410	1020	s6		
<b>Scenic I (JA) '99-'03</b>			L/R			NOTE	CIFAM ref.	ABS	A	B	C	D	E	F	H	I	L	M	Fig	
1.4 16v (JA0 D/W, JA1H/0) (70-72 kW) Eng. K4J714/ 750		99-	L			+ABS, G.Box:JB1/3/JC5	<b>655-599</b>	44	21			86			84,5		653	s7		
		99-	L			-ABS, G.Box:JB1/3/JC5	<b>655-597</b>		21			86		30	84,5		653	s7		
		99-	R			+ABS, G.Box:JB1/3/JC5	<b>655-600</b>	44	21			86			84,5		745	s8		
		99-	R			-ABS, G.Box:JB1/3/JC5	<b>655-598</b>		21			86			84,5		745	s8		

Scenic I (JA) '99-'03		L/R			NOTE	CIFAM ref.	ABS	A	B	C	D	E	F	H	I	L	M	Fig	
1.6 16v (JA0B/4, JA11) (75-79 kW) Eng. K4M700/701/704/708/709		99-		●	+ABS, M/T	613-388				26	86	138							
		99-		●	+ABS, A/T	613-372				22	76	113							
		99-		●	+ABS, M/T	607-573	44	23	35	57,4	95	51						11	2
		99-		●	+ABS, A/T	607-542	44	23	30	57,3	85	50,8						11	2
		10/99-	L			+ABS, G.Box:JB1/3/JC5	655-594	44	23			84		30	86		655	s7	
		10/99-	R			+ABS, G.Box:JB1/3/JC5	655-592	44	23		23	90			85		745	s8	
1.6 e (JA0F) (66 kW) Eng. K7M702/703		99-	L		+ABS, G.Box:JB1/3/JC5	655-599	44	21			86			84,5		653	s7		
		99-	R		+ABS, G.Box:JB1/3/JC5	655-600	44	21			86			84,5		745	s8		
1.6 i (JA0L) (55 kW) Eng. K7M720		99-	L		+ABS, G.Box:JB1/3/JC5	655-599	44	21			86			84,5		653	s7		
		99-	R		+ABS, G.Box:JB1/3/JC5	655-600	44	21			86			84,5		745	s8		
1.8 16v (JA12/R/M/A) (85-88 kW) Eng. F4P720/722		01-		●	+ABS	613-388				26	86	138							
		01-		●	+ABS	607-573	44	23	35	57,4	95	51						11	2
		01-	L			+ABS	655-591	44	23			95			86		657	s7	
		1/01-2/01	R			+ABS	655-592	44	23		23	90			85		745	s8	
		2/01-	R			+ABS	655-593	44	23		23	87,5			86		749	s6	
1.9 DCi (JA05, JA1F) (75 kW) Eng. F9Q732/733		00-		●	+ABS	613-372				22	76	113							
		00-		●	+ABS	607-542	44	23	30	57,3	85	50,8						11	2
		00-	L			+ABS	655-594	44	23			84		30	86		655	s7	
		00-1/01	R			+ABS	655-595	44	23		23	85	80		86		746	s8	
		2/01-	R			+ABS	655-602	44	23		23	83,6	68	30	86	187	750	s4	
1.9 DCi RX4 (74-75 kW) Eng. F9Q740		00-	L		+ABS, FWD	655-739	44	23			82,5			85		680	s7		
		00-	R		+ABS, FWD	655-740	44	23	23		82,5			85		780	s8		
1.9 DTi (JA0N) (72 kW) Eng. F9Q731/734/736		99-		●	+ABS	613-208				25	90	107							
		99-		●	+ABS	607-422	44	23	25	56	90	52						3	3
		99-	L			+ABS, G.Box:JC5	655-580	44	23			90		30	83		702	s7	
		99-	R			+ABS, G.Box:JC5	655-579	44	23		23	90	86		82,5	42	745	s8	
1.9 DTi (JA1U) (59 kW) Eng. F9Q744		01-		●	+ABS	613-372				22	76	113							
		01-		●	+ABS	607-542	44	23	30	57,3	85	50,8						11	2
		01-	L			+ABS	655-594	44	23			84		30	86		655	s7	
		1/01-2/01	R			+ABS	655-595	44	23		23	85	80		86		746	s8	
		2/01-	R			+ABS	655-596	44	23		28	83,6		29,8	86		750	s7	




















Scenic I (JA) '99-'03		L/R			NOTE	CIFAM ref.	ABS	A	B	C	D	E	F	H	I	L	M	Fig		
2.0 16v (JA1B/D) (102-103 kW) Eng. F4R740/ 741		00-		●	+ABS	613-388				26	86	138								
		00-		●	+ABS	607-573	44	23	35	57,4	95	51					11	2		
		00-	L			+ABS	655-591	44	23			95			86		657	s7		
		00-	R			+ABS	655-592	44	23	23		90			85		745	s8		
2.0 16v IDE (103 kW) Eng. F5R740		99-		●	+ABS	613-388				26	86	138								
		99-		●	+ABS	607-573	44	23	35	57,4	95	51					11	2		
2.0 16v RX4 (102 kW) Eng. F4R744		00-	L		+ABS, FWD	655-739	44	23			82,5			85		680	s7			
		00-	R		+ABS, FWD	655-740	44	23	23		82,5			85		780	s8			
Scenic II (JM) '03-'09		L/R			NOTE	CIFAM ref.	ABS	A	B	C	D	E	F	H	I	L	M	Fig		
1.4 16v (72 kW) Eng. K4J730		03-09		●		613-364				31	75	115								
		03-09		●		607-523	25	22	52,5	79,5	53,5						3	2		
		03-09	L			M/T	655-906	25	26		79,5	75,4		87,5	62	661	s3			
		03-09	R			M/T	655-909	25	26		79,5			87,5	325	916	s4			
1.5 DCi (60 kW) Eng. K9K702/ 710/ 722		03-		●		613-390				24	80	116								
		03-		●		607-579	25	30	52,7	83,7	52,1						11	2		
1.5 DCi (74 kW) Eng. K9K728		03-		●		607-577	32	25	52,7	81,1	52,5						11	2		
1.5 DCi (78 kW) Eng. K9K732/ 764		05-		●	M/T	613-364				31	75	115								
		05-		●	M/T	607-523	25	22	52,5	79,5	53,5						3	2		
1.6 (77 kW) Eng. K4M788		06-09		●		613-364				31	75	115								
		06-09		●		607-523	25	22	52,5	79,5	53,5						3	2		
		06-09	L			M/T	655-906	25	26		79,5	75,4		87,5	62	661	s3			
		06-09	R			M/T	655-909	25	26		79,5			87,5	325	916	s4			
1.6 16v (82 kW) Eng. K4M766		07-09	L		M/T	655-906	25	26		79,5	75,4		87,5	62	661	s3				
		07-09	R		M/T	655-909	25	26		79,5			87,5	325	916	s4				
1.6 16v (83 kW) Eng. K4M761/ 782		03-09		●		613-364				31	75	115								
		03-09		●		607-523	25	22	52,5	79,5	53,5						3	2		
		03-09	L			M/T	655-906	25	26		79,5	75,4		87,5	62	661	s3			
		03-09	R			M/T	655-909	25	26		79,5			87,5	325	916	s4			
1.9 DCi (88 kW) Eng. F9Q812		03-		●		613-361				22	82	126								
		03-		●		607-519	25	33	52,7	84	52,5						11	2		
1.9 DCi (96 kW) Eng. F9Q804		03-		●		613-361				22	82	126								
		03-		●		607-519	25	33	52,7	84	52,5						11	2		

<b>Scenic II (JM) '03-'09</b>			L/R			NOTE	CIFAM ref.	ABS	A	B	C	D	E	F	H	I	L	M	Fig	
2.0 (99 kW) Eng. F4R770/ 771		03-			•		613-361				22	82	126							
		03-			•		607-519		25	33	52,7	84	52,5					11	2	
2.0 16v T. (120 kW) Eng. F4R776		04-			•		613-361				22	82	126							
		04-			•		607-519		25	33	52,7	84	52,5					11	2	
<b>Scenic III (JZ) '09-</b>			L/R			NOTE	CIFAM ref.	ABS	A	B	C	D	E	F	H	I	L	M	Fig	
1.4 16v (96 kW) Eng. HJ4700		09-			•	M/T, 6Sp	613-494				26	87	117							
		09-			•	M/T, 6Sp	607-727		25	33	52,5	89,9	53,9					11	2	
1.6 16v (81 kW) Eng. K4M858/ 866		09-			•		613-495				22	82	126							
		09-			•		607-728		25	23	52,5	82	54,9					5	1	
1.6 DCi (96 kW) Eng. R9M402/ 404		11-			•	6Sp	613-494				26	87	117							
		11-			•	6Sp	607-727		25	33	52,5	89,9	53,9					11	2	
1.6 GPL (81 kW) Eng. K4M866		12-			•	6Sp	613-494				26	87	117							
		12-			•	6Sp	607-727		25	33	52,5	89,9	53,9					11	2	
<b>Super 5 (B/C40) '84-'96</b>			L/R			NOTE	CIFAM ref.	ABS	A	B	C	D	E	F	H	I	L	M	Fig	
0.95 (B/C/400) (30 kW) Eng. C1C700		8/84-	L			G.Box:JB0/1	655-038		21			76,5		30	84		600	s7		
		8/84-	L			G.Box:JB4/5	655-036		21			76,5		30	84		610	s7		
		8/84-	R			G.Box:JB1	655-039		21		23	76,5	81,5	30	84		692	s8		
		8/84-	R			G.Box:JB4/5	655-037		21		23	76,5	72,5	30	84		680	s8		
1.1 (B/C/401) (25-33-35 kW) Eng. C1E750/ 752/ 754		8/84-	L			G.Box:JB0/1	655-038		21			76,5		30	84		600	s7		
		8/84-	L			G.Box:JB4/5	655-036		21			76,5		30	84		610	s7		
		8/84-	R			G.Box:JB0/1	655-039		21		23	76,5	81,5	30	84		692	s8		
		8/84-	R			G.Box:JB4/5	655-037		21		23	76,5	72,5	30	84		680	s8		
1.1 (B/C/401/H) (34-35 kW) Eng. C1E750/ 752/ 756/ 760		86-	L			G.Box:JB0/1	655-038		21			76,5		30	84		600	s7		
		86-	L			G.Box:JB4/5	655-036		21			76,5		30	84		610	s7		
		86-	R			G.Box:JB0/1	655-039		21		23	76,5	81,5	30	84		692	s8		
		86-	R			G.Box:JB4/5	655-037		21		23	76,5	72,5	30	84		680	s8		
1.2 (B/C40F) (40 kW) Eng. C1G702/ 720/ 722		87-	L			G.Box:JB4/5	655-036		21			76,5		30	84		610	s7		
		87-	R			G.Box:JB4/5	655-037		21		23	76,5	72,5	30	84		680	s8		
1.4 (B/C402/407), Kat (35-43-44 kW) Eng. C1J/ C3J700/ 702/ 760/ 768/ 780		8/84-	L			G.Box:JB1	655-038		21			76,5		30	84		600	s7		
		8/84-	R			G.Box:JB1	655-039		21		23	76,5	81,5	30	84		692	s8		
1.4 (B/C403) (43-46-50-53 kW) Eng. C2J700/ 780/ 781/ 788/ 798		8/84-	L			G.Box:JB1	655-038		21			76,5		30	84		600	s7		
		8/84-	R			G.Box:JB1	655-039		21		23	76,5	81,5	30	84		692	s8		








<b>Super 5 (B/C40) '84-'96</b>			L/R			NOTE	CIFAM ref.	ABS	A	B	C	D	E	F	H	I	L	M	Fig	
1.4 T. (C405) (77-85-88 kW) Eng. C1J782/ 784/ 788		85-	L			G.Box:JB3	<b>655-109</b>		21			86,5		30	84		597	s7		
		85-	R			G.Box:JB3	<b>655-110</b>		21		23	86,5	85,5	37	84		688	s8		
1.6 D (B/C/404) (40 kW) Eng. F8M720/ 730		85-	L			G.Box:JB0/1	<b>655-038</b>		21			76,5		30	84		600	s7		
		85-	R			G.Box:JB0/1	<b>655-039</b>		21		23	76,5	81,5	30	84		692	s8		
1.7 (B/C408) (54 kW) Eng. F3N716/ 717		86-	L			G.Box:JB3	<b>655-109</b>		21			86,5		30	84		597	s7		
		86-	R			G.Box:JB3	<b>655-110</b>		21		23	86,5	85,5	37	84		688	s8		
<b>Thalia '98-</b>			L/R			NOTE	CIFAM ref.	ABS	A	B	C	D	E	F	H	I	L	M	Fig	
1.4 (55 kW) Eng. K7J700/ 701		00-			•	+ABS	<b>613-260</b>				20	78	103							
		00-			•	+ABS	<b>607-378</b>	26	21	30	52,2	84	51					11	2	
1.4 16v (72 kW) Eng. K4J712/ 713		00-			•	+ABS	<b>613-260</b>				20	78	103							
		00-			•	+ABS	<b>607-378</b>	26	21	30	52,2	84	51					11	2	
1.5 DCi (48 kW) Eng. K9K700/ 704		02-			•	+ABS	<b>613-260</b>				20	78	103							
		02-			•	+ABS	<b>607-378</b>	26	21	30	52,2	84	51					11	2	
1.6 16v (79 kW) Eng. K4M740		02-			•	+ABS	<b>613-260</b>				20	78	103							
		02-			•	+ABS	<b>607-378</b>	26	21	30	52,2	84	51					11	2	
<b>Twingo I (C06) '93-'07</b>			L/R			NOTE	CIFAM ref.	ABS	A	B	C	D	E	F	H	I	L	M	Fig	
1.2 (C063/64) (40 kW) Eng. C3G700/ 702		93-96	L			+ABS, A/T, G.Box:MB1	<b>655-587</b>	26	21			86		29,9	84,5		625	s7		
		93-96	L			-ABS, M/T+A/T, G.Box:JB0/1/MB1	<b>655-056</b>		21			86,5		30	84		623	s7		
		93-96	R			-ABS, M/T, G.Box:JB0/1	<b>655-057</b>		21		23	86,5	81,5	30	84		743	s8		
1.2 (C066/68) (43-44 kW) Eng. D7F702/ 703/ 704		02-	L			+ABS, M/T, G.Box:JB0/1	<b>655-786</b>	44	21			84		29,94	85,3		630	s7		
		02-	R			+ABS, M/T, G.Box:JB0/1	<b>655-600</b>	44	21			86			84,5		745	s8		
		96-98	L			-ABS, M/T+A/T, G.Box:JB0/1/MB1	<b>655-056</b>		21			86,5		30	84		623	s7		
		96-98	R			-ABS, M/T, G.Box:JB0/1	<b>655-057</b>		21		23	86,5	81,5	30	84		743	s8		
		96-98	R			-ABS, M/T, G.Box:JB0/1	<b>655-586</b>											738	s8	
		98-02	L			+ABS, M/T+A/T, G.Box:JB0/1/MB1	<b>655-587</b>	26	21			86		29,9	84,5		625	s7		
		98-02	L			-ABS, M/T, G.Box:JB0/1	<b>655-585</b>		21			86,5		30	84	24	623	s7		
		98-02	R			+ABS, M/T, G.Box:JB0/1	<b>655-588</b>	26										740	s8	
1.2 (C067) (40 kW) Eng. D7F700/ 701		96-	L			+ABS, A/T, G.Box:MB1	<b>655-587</b>	26	21			86		29,9	84,5		625	s7		
		96-	L			-ABS, M/T+A/T, G.Box:JB0/1/MB1	<b>655-056</b>		21			86,5		30	84		623	s7		
		96-	R			-ABS, M/T, G.Box:JB0/1	<b>655-057</b>		21		23	86,5	81,5	30	84		743	s8		
1.2 16v (44 kW) Eng. D4F708		04-07	L			+ABS, M/T, G.Box:JB0/1	<b>655-786</b>	44	21			84		29,94	85,3		630	s7		
		04-07	R			+ABS, M/T, G.Box:JB0/1	<b>655-600</b>	44	21			86			84,5		745	s8		


















## RENAULT

579

<b>Twingo I (C06) '93-'07</b>			L/R			NOTE	CIFAM ref.	ABS	A	B	C	D	E	F	H	I	L	M	Fig	
1.2 16v (C06C/ D/K) (55 kW) Eng. D4F702/ 704		01-02	L			+ABS	<b>655-587</b>	26	21			86		29,9	84,5		625	s7		
		01-02	L			-ABS	<b>655-585</b>		21			86,5		30	84	24	623	s7		
		01-02	R				+ABS	<b>655-588</b>	26									740	s8	
		01-02	R				-ABS	<b>655-586</b>										738	s8	
		02-	L				+ABS, M/T, G.Box:JB0/1	<b>655-786</b>	44	21			84		29,94	85,3		630	s7	
		02-	R				+ABS, M/T, G.Box:JB0/1	<b>655-600</b>	44	21			86			84,5		745	s8	
<b>Twingo II (CN0) '07-</b>			L/R			NOTE	CIFAM ref.	ABS	A	B	C	D	E	F	H	I	L	M	Fig	
1.2 (43 kW) Eng. D7F800		07-			•		<b>613-348</b>				20	68	100							
			07-			•		<b>607-503</b>		23	28	49	76	50					11	2
1.2 16v (55 kW) Eng. D4F722/ 772		09-			•	M/T	<b>613-348</b>				20	68	100							
			09-			•	M/T	<b>607-503</b>		23	28	49	76	50					11	2
1.2 16v (56 kW) Eng. D4F772		07-			•		<b>613-348</b>				20	68	100							
			07-			•		<b>607-503</b>		23	28	49	76	50					11	2
1.2 16v TCE (74 kW) Eng. D4F780		07-			•		<b>613-347</b>				22	82	126							
			07-			•		<b>607-502</b>		23	29	49	79,7	50,2					11	2
1.5 DCi (47 kW) Eng. K9K740		07-			•		<b>613-347</b>				22	82	126							
			07-			•		<b>607-502</b>		23	29	49	79,7	50,2					11	2
1.6 RS (98 kW) Eng. K4M854		07-			•		<b>613-390</b>				24	80	116							
			07-			•		<b>607-579</b>		25	30	52,7	83,7	52,1					11	2



















## RENAULT LCV, TRUCK














<b>Clio Van II (SB0) '98-'05</b>			L/R			NOTE	CIFAM ref.	ABS	A	B	C	D	E	F	H	I	L	M	Fig	
1.2 (SB0A) (43 kW) Eng. D7F720/ 722		98-10/02	L			+ABS, M/T, G.Box:JB1/3	<b>655-397</b>	26	21			86		30	85		626	s7		
		98-10/02	L			-ABS, M/T, G.Box:JB1/3	<b>655-395</b>		21			86		30	85		623	s7		
		98-10/02	R				+ABS, G.Box:JB1/3	<b>655-398</b>	26	21			86	79		85		718	s20	
		98-10/02	R				-ABS, G.Box:JB1/3	<b>655-396</b>		21			86	79		85		718	s20	
1.5 DCi (48 kW) Eng. K9K700/ 704		01-			•	+ABS	<b>613-260</b>				20	78	103							
			01-			•	+ABS	<b>607-378</b>	26	21	30	52,2	84	51					11	2
		01-10/02	L				+ABS, M/T, G.Box:JB1/3	<b>655-397</b>	26	21			86		30	85		626	s7	
		01-10/02	L				-ABS, M/T, G.Box:JB1/3	<b>655-395</b>		21			86		30	85		623	s7	
		01-10/02	R				+ABS, G.Box:JB1/3	<b>655-398</b>	26	21			86	79		85		718	s20	
		01-10/02	R				-ABS, G.Box:JB1/3	<b>655-396</b>		21			86	79		85		718	s20	

<b>Clio Van II (SB0) '98-'05</b>			L/R			NOTE	CIFAM ref.	ABS	A	B	C	D	E	F	H	I	L	M	Fig	
1.5 DCi (59 kW) Eng. K9K		6/01-5/05	L			+ABS, M/T, G.Box:JB1/3	<b>655-397</b>	26	21			86		30	85		626	s7		
		6/01-5/05	L			-ABS, M/T, G.Box:JB1/3	<b>655-395</b>		21			86		30	85		623	s7		
		6/01-5/05	R			+ABS, G.Box:JB1/3	<b>655-398</b>	26	21			86	79		85		718	s20		
		6/01-5/05	R			-ABS, G.Box:JB1/3	<b>655-396</b>		21			86	79		85		718	s20		
1.9 D (SB0E) (40-44-47 kW) Eng. F8Q606/ 630/ 662		98-			•	+ABS	<b>613-260</b>				20	78	103							
		98-			•	+ABS	<b>607-378</b>	26	21	30	52,2	84	51				11	2		
		98-	L				+ABS, M/T, G.Box:JB1/3	<b>655-397</b>	26	21			86		30	85		626	s7	
		98-	L				-ABS, M/T, G.Box:JB1/3	<b>655-395</b>		21			86		30	85		623	s7	
		98-	R				+ABS, M/T, G.Box:JB1/3	<b>655-432</b>	26	21		23	86,5	83,5	30	85		724	s8	
		98-	R				-ABS, M/T, G.Box:JB1/3	<b>655-169</b>		21		23	86,5	83,5	30	85		724	s8	
1.9 DTi (59 kW) Eng. F9Q780		00-01	L			+ABS, M/T, G.Box:JB1/3	<b>655-397</b>	26	21			86		30	85		626	s7		
		00-01	L			-ABS, M/T, G.Box:JB1/3	<b>655-395</b>		21			86		30	85		623	s7		
		00-01	R				+ABS, G.Box:JB1/3	<b>655-398</b>	26	21			86	79		85		718	s20	
		00-01	R				-ABS, G.Box:JB1/3	<b>655-396</b>		21			86	79		85		718	s20	
<b>Clio Van III '05-</b>			L/R			NOTE	CIFAM ref.	ABS	A	B	C	D	E	F	H	I	L	M	Fig	
1.5 DCi (50 kW) Eng. K9K768		05-			•		<b>613-347</b>				22	82	126							
		05-			•		<b>607-502</b>		23	29	49	79,7	50,2					11	2	
<b>Kangoo I (FC0) Van '98-'08</b>			L/R			NOTE	CIFAM ref.	ABS	A	B	C	D	E	F	H	I	L	M	Fig	
1.2 (44 kW) Eng. D7F764		98-			•	+ABS	<b>613-260</b>				20	78	103							
		98-			•	+ABS	<b>607-378</b>	26	21	30	52,2	84	51					11	2	
1.2 (FC01,0A,0F) (43 kW) Eng. D7F710/ 720/ 722/ 744/ 746		3/98-			•	+ABS	<b>613-260</b>				20	78	103							
		3/98-			•	+ABS	<b>607-378</b>	26	21	30	52,2	84	51					11	2	
		11/02-	L				+ABS, G.Box:JB1/3	<b>655-786</b>	44	21			84		29,94	85,3		630	s7	
		11/02-	R				+ABS, G.Box:JB1/3	<b>655-787</b>	44	21	23		84	80		85,3	40	725	s8	
		3/98-10/02	L				+ABS, M/T, G.Box:JB1/3	<b>655-397</b>	26	21			86		30	85		626	s7	
		3/98-10/02	L				-ABS, M/T, G.Box:JB1/3	<b>655-395</b>		21			86		30	85		623	s7	
		3/98-10/02	R				+ABS, M/T, G.Box:JB1/3	<b>655-432</b>	26	21		23	86,5	83,5	30	85		724	s8	
3/98-10/02	R				-ABS, G.Box:JB1/3	<b>655-396</b>		21			86	79		85		718	s20			






































# RENAULT LCV, TRUCK

Kangoo I (FC0) Van '98-'08		L/R			NOTE	CIFAM ref.	ABS	A	B	C	D	E	F	H	I	L	M	Fig	
1.2 16v (FC05) (55 kW) Eng. D4F712/ 714		01-10/02	L		+ABS, M/T, G.Box:BE1/3	<b>655-397</b>	26	21			86		30	85		626	s7		
		01-10/02	L		-ABS, M/T, G.Box:BE1/3	<b>655-395</b>		21			86		30	85		623	s7		
		01-10/02	R			+ABS, G.Box:JB1/3	<b>655-398</b>	26	21			86	79		85		718	s20	
		01-10/02	R			-ABS, G.Box:JB1/3	<b>655-396</b>		21			86	79		85		718	s20	
		11/02-	L			+ABS, G.Box:JB1/3	<b>655-786</b>	44	21			84		29,94	85,3		630	s7	
		11/02-	R			+ABS, G.Box:JB1/3	<b>655-787</b>	44	21	23		84	80		85,3	40	725	s8	
1.4 (FC0C,0B,0H,0M) (55 kW) Eng. E7J634/ 635/ 780/ K7J700/ 701		3/98-		●	+ABS	<b>613-260</b>				20	78	103							
			3/98-		●	+ABS	<b>607-378</b>	26	21	30	52,2	84	51					11	2
		3/98-	L			+ABS, M/T, G.Box:JB1/3	<b>655-397</b>	26	21			86		30	85		626	s7	
		3/98-	L			-ABS, M/T, G.Box:JB1/3	<b>655-395</b>		21			86		30	85		623	s7	
		3/98-	R			+ABS, M/T, G.Box:JB1/3	<b>655-432</b>	26	21		23	86,5	83,5	30	85		724	s8	
		3/98-	R			-ABS, M/T, G.Box:JB1/3	<b>655-169</b>		21		23	86,5	83,5	30	85		724	s8	
1.5 DCi (42 kW) Eng. K9K710		12/05-4/06		●	+ABS	<b>613-445</b>				20	78	103							
			12/05-4/06		●	+ABS	<b>607-670</b>	44	21	30	52,4	84,9	51,4					11	2
1.5 DCi (50 kW) Eng. K9K714		05-		●		<b>613-372</b>				22	76	113							
			05-		●		<b>607-542</b>	44	23	30	57,3	85	50,8					11	2
		05-	L			+ABS, M/T	<b>655-1038</b>	44	23		26	84	-	-	-	64	606		
		05-	R			+ABS, M/T	<b>655-1039</b>	44	23		26	84	-	-	-	326	866		
1.5 DCi (60 kW) Eng. K9K702/ 710/ 722		12/05-4/06		●	+ABS	<b>613-445</b>				20	78	103							
			12/05-4/06		●	+ABS	<b>607-670</b>	44	21	30	52,4	84,9	51,4					11	2
		03-07	L			+ABS, M/T, G.Box:JB1	<b>655-865</b>	44	23			83,6		30	86		630	s7	
		03-07	R			+ABS, M/T, G.Box:JB1	<b>655-866</b>	44	23	23		83,6	78,5		86	40,2	721	s8	
1.5 DCi (62 kW) Eng. K9K718		05-07		●	+ABS	<b>613-446</b>				22	82	126							
			05-07		●	+ABS	<b>607-671</b>	44	23	32	57,5	87,4	52					11	2
		05-	L			+ABS, M/T	<b>655-1038</b>	44	23		26	84	-	-	-	64	606		
		05-	R			+ABS, M/T	<b>655-1039</b>	44	23		26	84	-	-	-	326	866		

Kangoo I (FC0) Van '98-'08			L/R			NOTE	CIFAM ref.	ABS	A	B	C	D	E	F	H	I	L	M	Fig		
1.5 DCi (FC07) (48 kW) Eng. K9K700/ 704		01-		●		+ABS	613-372				22	76	113								
		12/05-4/06		●		+ABS	613-445				20	78	103								
		01-		●		+ABS	607-542	44	23	30	57,3	85	50,8						11	2	
		12/05-4/06		●		+ABS	607-670	44	21	30	52,4	84,9	51,4						11	2	
		01-10/02	L				+ABS, M/T, G.Box:BE1	655-397	26	21			86		30	85			626	s7	
		01-10/02	L				-ABS, M/T, G.Box:BE1	655-395		21			86		30	85			623	s7	
		01-10/02	R				+ABS, G.Box:JB1	655-398	26	21			86	79		85			718	s20	
		01-10/02	R				-ABS, G.Box:JB1	655-396		21			86	79		85			718	s20	
11/02-		L				+ABS, G.Box:JB1/3	655-786	44	21			84		29,94	85,3			630	s7		
11/02-		R				+ABS, G.Box:JB1/3	655-787	44	21	23		84	80		85,3	40		725	s8		
1.6 16v, 4WD (FC0L, FC0P, FC0S) (70 kW) Eng. K4M750/ 752/ 753		01-08	L			+ABS, FWD, M/T, G.Box:JB1/3, Only 4WD	655-918	44	23			82,3		30	84,8			639	s7		
		01-08	R			+ABS, FWD, M/T, G.Box:JB1/3, Only 4WD	655-919	44	23	23		82,3	69,9		84,8	35,5		740	s8		
		01-10/02	L				+ABS, FWD, M/T, G.Box:BE1/3, Exc. 4WD	655-397	26	21			86		30	85			626	s7	
		01-10/02	L				-ABS, FWD, M/T, G.Box:BE1/3, Exc. 4WD	655-395		21			86		30	85			623	s7	
		01-10/02	R				+ABS, FWD, G.Box:JB1/3, Exc. 4WD	655-398	26	21			86	79		85			718	s20	
		01-10/02	R				-ABS, FWD, G.Box:JB1/3, Exc. 4WD	655-396		21			86	79		85			718	s20	
		11/02-	L				+ABS, G.Box:JB1/3, Exc. 4WD	655-786	44	21			84		29,94	85,3			630	s7	
		11/02-	R				+ABS, G.Box:JB1/3, Exc. 4WD	655-787	44	21	23		84	80		85,3	40		725	s8	
1.9 D (FC0E,02,0J,0N) (47 kW) Eng. F8Q630/ 632		3/98-		●		+ABS	613-260				20	78	103								
		3/98-		●		+ABS	607-378	26	21	30	52,2	84	51						11	2	
		3/98-	L				+ABS, M/T, G.Box:JB1	655-397	26	21			86		30	85			626	s7	
		3/98-	L				-ABS, M/T, G.Box:JB1	655-395		21			86		30	85			623	s7	
		3/98-	R				+ABS, M/T, G.Box:JB1	655-432	26	21		23	86,5	83,5	30	85			724	s8	
		3/98-	R				-ABS, M/T, G.Box:JB1	655-169		21		23	86,5	83,5	30	85			724	s8	
1.9 D 55 (FC0D) (40 kW) Eng. F8Q606/ 630/ 662		3/98-99		●		+ABS	613-260				20	78	103								
		3/98-99		●		+ABS	607-378	26	21	30	52,2	84	51						11	2	
		3/98-	L				+ABS, M/T, G.Box:JB1	655-397	26	21			86		30	85			626	s7	
		3/98-	L				-ABS, M/T, G.Box:JB1	655-395		21			86		30	85			623	s7	
		3/98-	R				+ABS, M/T, G.Box:JB1	655-432	26	21		23	86,5	83,5	30	85			724	s8	
3/98-	R				-ABS, M/T, G.Box:JB1	655-169		21		23	86,5	83,5	30	85			724	s8			
1.9 DCi 4WD (FC0V) (59 kW) Eng. F9Q782/ 790		01-08	L			+ABS, FWD, M/T, G.Box:JB1/3, Only 4WD	655-918	44	23			82,3		30	84,8			639	s7		
		01-08	R			+ABS, FWD, M/T, G.Box:JB1/3, Only 4WD	655-919	44	23	23		82,3	69,9		84,8	35,5		740	s8		





























# RENAULT LCV, TRUCK



























			L/R			NOTE	CIFAM ref.	ABS	A	B	C	D	E	F	H	I	L	M	Fig		
Kangoo I (FC0) Van '98-'08 1.9 DTi (FC0U) (59 kW) Eng. F9Q780			11/02-	L		+ABS, G.Box:JB1/3	<b>655-786</b>	44	21			84		29,94	85,3		630	s7			
			11/02-	R		+ABS, G.Box:JB1/3	<b>655-787</b>	44	21	23		84	80		85,3	40	725	s8			
			2/00-10/02	L		+ABS, M/T, G.Box:BE1/3	<b>655-397</b>	26	21			86		30	85		626	s7			
			2/00-10/02	L		-ABS, M/T, G.Box:BE1/3	<b>655-395</b>		21			86		30	85		623	s7			
			2/00-10/02	R		+ABS, G.Box:JB1/3	<b>655-398</b>	26	21			86	79		85		718	s20			
			2/00-10/02	R		-ABS, G.Box:JB1/3	<b>655-396</b>		21			86	79		85		718	s20			
Master I '80-'98 2.0 28-35 (58-60 kW) Eng. J5R718/ 728 2.0 28-35 (59-63-76-80-81 kW) Eng. 829731/ 730 2.1 D 28-35 (44-48-53-66 kW) Eng. J8S330 2.4 D 28-35 (52-55-59 kW) Eng. Sofim-8140.61.2300/ S8U731			86-98	L/R		M/T, 5Sp, G.Box:RNUR	<b>655-111</b>		32		27	65	89,5	34	111		827	s8			
			80-86	L/R		M/T, 5Sp, G.Box:RNUR	<b>655-111</b>		32		27	65	89,5	34	111		827	s8			
			80-98	L/R		M/T, 5Sp, G.Box:RNUR	<b>655-111</b>		32		27	65	89,5	34	111		827	s8			
			80-89	L/R		M/T, 5Sp, G.Box:RNUR	<b>655-111</b>		32		27	65	89,5	34	111		827	s8			
			80-89	L/R		M/T, 5Sp, G.Box:RNUR	<b>655-111</b>		32		27	65	89,5	34	111		827	s8			
Master II '98-'03 1.9 DCi 80 (60 kW) Eng. F9Q772 1.9 DTi (59 kW) Eng. F9Q770 2.2 DCi 90 (66 kW) Eng. G9T722			01-03		●	+ABS, Ch B000462-	<b>613-313</b>				26	86	138								
			01-03		●	+ABS, Ch B000462-	<b>607-453</b>	51	28	36	64,5	96,5	58					11	2		
			01-03	L		+ABS, M/T, G.Box:PF1	<b>655-869</b>	51	28			101,5		37	96		644	s7			
			01-03	L		-ABS, M/T, G.Box:PF1	<b>655-867</b>		28			101,5		37	96		644	s7			
			01-03	R		+ABS, M/T, G.Box:PF1	<b>655-870</b>	51	28	39		101,5	81,1		96	390	1154	s4			
			01-03	R		-ABS, M/T, G.Box:PF1	<b>655-868</b>		28	39		101,5	81,1		96	390	1154	s4			
				00-03		●	+ABS, Ch B000462-, G.Box:PF1	<b>613-313</b>				26	86	138							
				00-03		●	+ABS, Ch B000462-, G.Box:PF1	<b>607-453</b>	51	28	36	64,5	96,5	58					11	2	
				00-03	L		+ABS, M/T, G.Box:PF1	<b>655-869</b>	51	28			101,5		37	96		644	s7		
				00-03	L		-ABS, M/T, G.Box:PF1	<b>655-867</b>		28			101,5		37	96		644	s7		
				00-03	R		+ABS, M/T, G.Box:PF1	<b>655-870</b>	51	28	39		101,5	81,1		96	390	1154	s4		
				00-03	R		-ABS, M/T, G.Box:PF1	<b>655-868</b>		28	39		101,5	81,1		96	390	1154	s4		
			00-		●	+ABS, Ch B000462-, G.Box:PF1	<b>613-313</b>				26	86	138								
			00-		●	+ABS, Ch B000462-, G.Box:PF1	<b>607-453</b>	51	28	36	64,5	96,5	58					11	2		
			00-	L		+ABS, M/T, G.Box:PF1	<b>655-411</b>	51	28			101,5			96		670	s7			
			00-	L		-ABS, M/T, G.Box:PF1	<b>655-409</b>		28			101,5			96		670	s7			
			00-	R		+ABS, M/T, G.Box:PF1	<b>655-1028</b>	51	28		39	101,5	-	-	96	421	1126				
			00-	R		-ABS, M/T, G.Box:PF1	<b>655-1027</b>		28		39	101,5	-	-	96	421	1126				

<b>Master II '98-'03</b>			L/R			NOTE	CIFAM ref.	ABS	A	B	C	D	E	F	H	I	L	M	Fig	
2.5 D (59 kW) Eng. S8U770		98-01		●		+ABS	<b>613-255</b>				26	86	138							
		98-01		●		+ABS	<b>607-371</b>	51	28	27	67	98	57,6					4	2	
		98-01	L				+ABS	<b>655-407</b>	51	28			98		37	93		670	s7	
		98-01	L				-ABS	<b>655-405</b>		28			98		37	93		670	s7	
		98-01	R				+ABS	<b>655-408</b>	51	28		39	98	81,5	34	93	435	1120	s4	
		98-01	R				-ABS	<b>655-406</b>		28		39	98	81,1	34	93	436	1120	s4	
2.5 DCi 120 (84 kW) Eng. G9U720/ 754		01-		●		+ABS, Ch B000462-, G.Box:PK5	<b>613-313</b>				26	86	138							
		01-		●		+ABS, Ch B000462-, G.Box:PK5	<b>607-453</b>	51	28	36	64,5	96,5	58					11	2	
		01-03	L				+ABS, M/T, G.Box:PK5	<b>655-861</b>	51	28			101,5		37	96		664	s10	
		01-03	R				+ABS, M/T, G.Box:PK5	<b>655-862</b>	51	28	39		101,5	84	34	96	431,8	1142	s4	
2.8 DTi (84 kW) Eng. S9W702		3/00-		●		+ABS, Ch B000462-	<b>613-313</b>				26	86	138							
		7/98-3/00		●		+ABS	<b>613-255</b>				26	86	138							
		3/00-		●			+ABS, Ch B000462-	<b>607-453</b>	51	28	36	64,5	96,5	58					11	2
		7/98-3/00		●			+ABS	<b>607-371</b>	51	28	27	67	98	57,6					4	2
		3/00-	L				+ABS	<b>655-411</b>	51	28			101,5			96		670	s7	
		3/00-	L				-ABS	<b>655-409</b>		28			101,5			96		670	s7	
		3/00-	R				+ABS	<b>655-412</b>	51	28			101,5			96		1127	s4	
		3/00-	R				-ABS	<b>655-410</b>		28			101,5			96		1127	s4	
		7/98-3/00	L				+ABS	<b>655-407</b>	51	28			98		37	93		670	s7	
		7/98-3/00	L				-ABS	<b>655-405</b>		28			98		37	93		670	s7	
		7/98-3/00	R				+ABS	<b>655-408</b>	51	28		39	98	81,5	34	93	435	1120	s4	
		7/98-3/00	R				-ABS	<b>655-406</b>		28		39	98	81,1	34	93	436	1120	s4	
<b>Master III '03-'10</b>			L/R			NOTE	CIFAM ref.	ABS	A	B	C	D	E	F	H	I	L	M	Fig	
2.5 DCi (107 kW) Eng. G9U630		06-10		●		+ABS, Ch -B000461, Self-locking nut	<b>613-484</b>				26	86	138							
		06-10		●		+ABS, Ch B000462-, Not Self-locking nut	<b>613-486</b>				26	86	138							
		06-10		●			+ABS, Ch -B000461, Self-locking nut	<b>607-712</b>	51	28	36	64,5	101,9	57,1					11	2
		06-10		●			+ABS, Ch B000462-, Not Self-locking nut	<b>607-714</b>	51	28	36	64,5	101,9	57,1					11	2
		06-	L				+ABS, M/T, G.Box:PF6	<b>655-1037</b>	51	28		39	101,5	-	-	96	74	701		
		8/06-	R				+ABS, M/T, G.Box:PF6	<b>655-1067</b>	51	28		39	101,5	-	-	96	428	1116		
2.5 DCi (74 kW) Eng. G9U650		00-10		●		+ABS, Ch -B000461	<b>613-485</b>				26	86	138							
		00-10		●		+ABS, Ch -B000461	<b>607-713</b>	51	28	36	64,5	96,5	58					11	2	






































## RENAULT LCV, TRUCK

585

<b>Master III '03-'10</b>			L/R			NOTE	CIFAM ref.	ABS	A	B	C	D	E	F	H	I	L	M	Fig	
2.5 DCi (84 kW) Eng. G9U750		00-10		●		+ABS, Ch -B000461	<b>613-485</b>				26	86	138							
		00-10		●		+ABS, Ch -B000461	<b>607-713</b>	51	28	36	64,5	96,5	58					11	2	
		04-10	L				+ABS, M/T, G.Box:PK5	<b>655-861</b>	51	28			101,5		37	96		664	s10	
		04-10	R				+ABS, M/T, G.Box:PK5	<b>655-862</b>	51	28	39		101,5	84	34	96	431,8	1142	s4	
2.5 DCi (88 kW) Eng. G9U632		06-		●		+ABS, Ch B000462-, G.Box:PF6	<b>613-313</b>				26	86	138							
		06-10		●		+ABS, Ch -B000461, Self-locking nut	<b>613-484</b>				26	86	138							
		06-10		●		+ABS, Ch B000462-, Not Self-locking nut	<b>613-486</b>				26	86	138							
		06-		●			+ABS, Ch B000462-, G.Box:PF6	<b>607-453</b>	51	28	36	64,5	96,5	58					11	2
		06-10		●			+ABS, Ch -B000461, Self-locking nut	<b>607-712</b>	51	28	36	64,5	101,9	57,1					11	2
		06-10		●			+ABS, Ch B000462-, Not Self-locking nut	<b>607-714</b>	51	28	36	64,5	101,9	57,1					11	2
	06-	L				+ABS, M/T, G.Box:PF6	<b>655-1037</b>	51	28		39	101,5	-	-	96	74	701			
	8/06-	R				+ABS, M/T, G.Box:PF6	<b>655-1067</b>	51	28		39	101,5	-	-	96	428	1116			
2.5 DCi 100 (73 kW) Eng. G9U754		00-10		●		+ABS, Ch -B000461	<b>613-485</b>				26	86	138							
		03-10		●		+ABS, Ch B000462-	<b>613-313</b>				26	86	138							
		00-10		●			+ABS, Ch -B000461	<b>607-713</b>	51	28	36	64,5	96,5	58					11	2
		03-10		●			+ABS, Ch B000462-	<b>607-453</b>	51	28	36	64,5	96,5	58					11	2
		03-10	L				+ABS, M/T, G.Box:PK5	<b>655-861</b>	51	28			101,5		37	96		664	s10	
		03-10	R				+ABS, M/T, G.Box:PK5	<b>655-862</b>	51	28	39		101,5	84	34	96	431,8	1142	s4	
3.0 DCi 140 (100 kW) Eng. ZD3200/ 202		03-		●		+ABS, Ch B000462-, G.Box:PF6	<b>613-313</b>				26	86	138							
		03-		●		+ABS, Ch B000462-, G.Box:PF6	<b>607-453</b>	51	28	36	64,5	96,5	58					11	2	
		10/03-	L				+ABS, M/T, G.Box:PF6	<b>655-1029</b>	51	28		39	101,5	88	38	96	74	685		
		10/03-	R				+ABS, M/T, G.Box:PF6	<b>655-1030</b>	51	28		39	101,5	88	38	96	549	1126		
<b>Megane II Van '02-'07</b>			L/R			NOTE	CIFAM ref.	ABS	A	B	C	D	E	F	H	I	L	M	Fig	
1.5 DCi (63 kW) Eng. K9K724		05-		●			<b>613-346</b>				20	68	100							
		05-		●			<b>607-501</b>		23	30	49	83,6	50					11	2	
1.5 DCi (78 kW) Eng. K9K764		05-		●			<b>613-346</b>				20	68	100							
		05-		●			<b>607-501</b>		23	30	49	83,6	50					11	2	
<b>Modus Van '04-</b>			L/R			NOTE	CIFAM ref.	ABS	A	B	C	D	E	F	H	I	L	M	Fig	
1.2 16v (55 kW) Eng. D4F740		04-		●		+/-ABS	<b>613-348</b>				20	68	100							
		04-		●		+/-ABS	<b>607-503</b>		23	28	49	76	50					11	2	
1.5 DCi (50 kW) Eng. K9K752		04-		●		+/-ABS	<b>613-347</b>				22	82	126							
		04-		●		+/-ABS	<b>607-502</b>		23	29	49	79,7	50,2					11	2	


































<b>Modus Van '04-</b>			L/R			NOTE	CIFAM ref.	ABS	A	B	C	D	E	F	H	I	L	M	Fig	
1.5 DCi (63 kW) Eng. K9K750		04-		•		+/-ABS	613-347				22	82	126							
		04-		•		+/-ABS	607-502		23	29	49	79,7	50,2						11	2
<b>Rapid/Express (F40, G40) Van '85-'98</b>			L/R			NOTE	CIFAM ref.	ABS	A	B	C	D	E	F	H	I	L	M	Fig	
1.1 (F401) (34 kW) Eng. C1E750/ 752/ 760/ 762/ 792		85-	L			G.Box:JB0/1	655-038		21			76,5		30	84			600	s7	
		85-	L			G.Box:JB4/5	655-036		21			76,5		30	84			610	s7	
		85-	R			G.Box:JB0/1	655-039		21		23	76,5	81,5	30	84			692	s8	
		85-	R			G.Box:JB4/5	655-037		21		23	76,5	72,5	30	84			680	s8	
1.1 (F40H) (25-33-35 kW) Eng. C1E756		87-91	L			G.Box:JB0/1	655-038		21			76,5		30	84			600	s7	
		87-91	L			G.Box:JB4/5	655-036		21			76,5		30	84			610	s7	
		87-91	R			G.Box:JB0/1	655-039		21		23	76,5	81,5	30	84			692	s8	
		87-91	R			G.Box:JB4/5	655-037		21		23	76,5	72,5	30	84			680	s8	
1.2 (F406, G40A) (40 kW) Eng. C3G710/ 712		91-	L			G.Box:JB0/1, Mod. Phase II	655-038		21			76,5		30	84			600	s7	
		91-	R			G.Box:JB0/1, Mod. Phase II	655-039		21		23	76,5	81,5	30	84			692	s8	
1.4 (F402) (35-43-44 kW) Eng. C1J768/ 780		85-	L			G.Box:JB0/1/3	655-038		21			76,5		30	84			600	s7	
		85-	R			G.Box:JB0/1/3	655-039		21		23	76,5	81,5	30	84			692	s8	
1.4 (F407) Kat (43 kW) Eng. C3J700/ 702/ 760/ 762		88-	L			G.Box:JB0/1/3	655-038		21			76,5		30	84			600	s7	
		88-	R			G.Box:JB0/1/3	655-039		21		23	76,5	81,5	30	84			692	s8	
1.4 (F40M) (43-46-50-53 kW) Eng. C2J784		86-	L			G.Box:JB0/1/3	655-038		21			76,5		30	84			600	s7	
		86-	R			G.Box:JB0/1/3	655-039		21		23	76,5	81,5	30	84			692	s8	
1.6 D (F404) (40 kW) Eng. F8M730/ 736/ 760		86-	L			G.Box:JB0/1	655-038		21			76,5		30	84			600	s7	
		86-	R			G.Box:JB0/1	655-039		21		23	76,5	81,5	30	84			692	s8	
1.9 D (F40P/N/E) (47-66-68 kW) Eng. F8Q722/ 724/ 774/ 776		91-	L			G.Box:JB0/1/3	655-038		21			76,5		30	84			600	s7	
		91-	R			G.Box:JB0/1/3	655-039		21		23	76,5	81,5	30	84			692	s8	
1.9 D (F40R) (40 kW) Eng. F8Q640/ 682		94-	L			G.Box:JB0/1/3	655-038		21			76,5		30	84			600	s7	
		94-	R			G.Box:JB0/1/3	655-039		21		23	76,5	81,5	30	84			692	s8	
<b>Traffic I (P6) '80-'89</b>			L/R			NOTE	CIFAM ref.	ABS	A	B	C	D	E	F	H	I	L	M	Fig	
1.4 (35-43-44 kW) Eng. 847700/ 701/ C1J700		80-89		•			613-088				28	74	115							
		80-89		•			607-102		23	25	56,45	90	79						3	3
		80-89	L/R				655-051		23		27	98	84,5	34	110			714	s8	
1.6, 4WD (47-66-68 kW) Eng. 841705/ A1M705/ 707/ 708		84-86		•			613-088				28	74	115							
		84-86		•			607-102		23	25	56,45	90	79						3	3
		84-86	L/R				655-051		23		27	98	84,5	34	110			714	s8	
















Trafic I Bus '80-'89			L/R			NOTE	CIFAM ref.	ABS	A	B	C	D	E	F	H	I	L	M	Fig	
2.1 D (43-49 kW) Eng. 852720/ 750		80-89		•			613-088				28	74	115							
		80-89		•			607-102		23	25	56,45	90	79						3	3
		80-89	L/R				655-051		23		27	98	84,5	34	110			714	s8	
Trafic I Van '80-'89			L/R			NOTE	CIFAM ref.	ABS	A	B	C	D	E	F	H	I	L	M	Fig	
1.4 (35 kW) Eng. 847700/ 701/ C1J700		80-89		•			613-088				28	74	115							
		80-89		•			607-102		23	25	56,45	90	79						3	3
		80-89	L/R				655-051		23		27	98	84,5	34	110			714	s8	
1.6, 4WD (47-66-68 kW) Eng. 841705/ A1M705/ 707/ 708		84-86		•			613-088				28	74	115							
		84-86		•			607-102		23	25	56,45	90	79						3	3
		84-86	L/R				655-051		23		27	98	84,5	34	110			714	s8	
1.7 (50 kW) Eng. F1N720/ 722/ 724		86-		•			613-088				28	74	115							
		86-		•			607-102		23	25	56,45	90	79						3	3
		86-	L/R				655-051		23		27	98	84,5	34	110			714	s8	
2.0, 4WD (58-63-76-81 kW) Eng. J5R716/ 722/ 726		80-		•			613-088				28	74	115							
		80-		•			607-102		23	25	56,45	90	79						3	3
		80-	L/R				655-051		23		27	98	84,5	34	110			714	s8	
2.1 D, 4WD (43 kW) Eng. 852720/ 750		80-89		•			613-088				28	74	115							
		80-89		•			607-102		23	25	56,45	90	79						3	3
		80-89	L/R				655-051		23		27	98	84,5	34	110			714	s8	
Trafic II (PXX) '89-'01			L/R			NOTE	CIFAM ref.	ABS	A	B	C	D	E	F	H	I	L	M	Fig	
1.7 (50 kW) Eng. F1N720/ 722/ 724		89-94	L/R				655-076		25		27	93	84,5	34	100			715	s8	
2.0 (59 kW) Eng. J5R716/ 726		89-97	L/R				655-076		25		27	93	84,5	34	100			715	s8	
2.1 D (43 kW) Eng. 852720/ 750		89-94	L/R				655-076		25		27	93	84,5	34	100			715	s8	
2.1 D (47 kW) Eng. J8S620/ 758		94-97	L/R				655-076		25		27	93	84,5	34	100			715	s8	
2.4 D (51 kW) Eng. Sofim-8140.61.240/ S8U720/ 722		4/89-01	L/R				655-076		25		27	93	84,5	34	100			715	s8	
Trafic II Bus (TXW) '89-'01			L/R			NOTE	CIFAM ref.	ABS	A	B	C	D	E	F	H	I	L	M	Fig	
1.7 (50 kW) Eng. F1N720/ 722/ 724		89-94	L/R				655-076		25		27	93	84,5	34	100			715	s8	
1.9 D (44 kW) Eng. F8Q606/ 630/ 662		97-01	L/R				655-076		25		27	93	84,5	34	100			715	s8	


























































# RENAULT LCV, TRUCK























<b>Traffic II Bus (TXW) '89-'01</b>			L/R			NOTE	CIFAM ref.	ABS	A	B	C	D	E	F	H	I	L	M	Fig
2.0 (59 kW) Eng. J5R716/ 726		89-97	L/R				<b>655-076</b>		25		27	93	84,5	34	100		715	s8	
2.1 D (43 kW) Eng. 852720/ 750		89-94	L/R				<b>655-076</b>		25		27	93	84,5	34	100		715	s8	
2.1 D (47 kW) Eng. J8S620/ 758		94-97	L/R				<b>655-076</b>		25		27	93	84,5	34	100		715	s8	
2.2, 4WD (70 kW) Eng. J7T780		89-94	L/R				<b>655-076</b>		25		27	93	84,5	34	100		715	s8	
2.5 D, 4WD (55 kW) Eng. Sofim-8140.67.2500/ .2550/ .2580/ S8U750/ 752		4/89-01	L/R				<b>655-076</b>		25		27	93	84,5	34	100		715	s8	
<b>Traffic II Van (TXX) '89-'01</b>			L/R			NOTE	CIFAM ref.	ABS	A	B	C	D	E	F	H	I	L	M	Fig
1.4 (35 kW) Eng. C1J700		89-91	L/R				<b>655-076</b>		25		27	93	84,5	34	100		715	s8	
1.7 (50 kW) Eng. F1N720/ 722/ 724		89-94	L/R				<b>655-076</b>		25		27	93	84,5	34	100		715	s8	
1.9 D (44 kW) Eng. F8Q606/ 630/ 662		97-01	L/R				<b>655-076</b>		25		27	93	84,5	34	100		715	s8	
2.0 (59 kW) Eng. J5R716/ 726		89-97	L/R				<b>655-076</b>		25		27	93	84,5	34	100		715	s8	
2.1 D (43 kW) Eng. 852720/ 750		89-94	L/R				<b>655-076</b>		25		27	93	84,5	34	100		715	s8	
2.1 D (47 kW) Eng. J8S620/ 758		94-97	L/R				<b>655-076</b>		25		27	93	84,5	34	100		715	s8	
2.2, 4WD (70 kW) Eng. J7T780		89-94	L/R				<b>655-076</b>		25		27	93	84,5	34	100		715	s8	
2.5 D, 4WD (55 kW) Eng. Sofim-8140.67.2500/ .2550/ .2580/ S8U750/ 752		4/89-01	L/R				<b>655-076</b>		25		27	93	84,5	34	100		715	s8	
<b>Traffic III (EL, FL, JL) '01-</b>			L/R			NOTE	CIFAM ref.	ABS	A	B	C	D	E	F	H	I	L	M	Fig
1.9 DCi (60 kW) Eng. F9Q762		01-		•			<b>613-377</b>				26	86	138						
		01-		•			<b>607-549</b>	27	26	56,5	91,6	59,6					3	1	
		3/01-	L			-ABS	<b>655-196</b>	27				91			94		675	s7	
		3/01-	R			-ABS	<b>655-378</b>	27		39		91			94		1016	s6	
1.9 DCi (74 kW) Eng. F9Q760		01-		•			<b>613-377</b>				26	86	138						
		01-		•			<b>607-549</b>	27	26	56,5	91,6	59,6					3	1	
		3/01-	L			-ABS	<b>655-196</b>	27				91			94		675	s7	
		3/01-	R			-ABS	<b>655-378</b>	27		39		91			94		1016	s6	
2.0 (88 kW) Eng. F4R720/ 722		01-		•			<b>613-377</b>				26	86	138						
		01-		•			<b>607-549</b>	27	26	56,5	91,6	59,6					3	1	
		3/01-	L			-ABS	<b>655-196</b>	27				91			94		675	s7	
		3/01-	R			-ABS	<b>655-378</b>	27		39		91			94		1016	s6	
2.0 16v (86 kW) Eng. F4R820		06-		•			<b>613-377</b>				26	86	138						
		06-		•			<b>607-549</b>	27	26	56,5	91,6	59,6					3	1	

































Traffic III (EL, FL, JL) '01-		L/R			NOTE	CIFAM ref.	ABS	A	B	C	D	E	F	H	I	L	M	Fig	
2.0 DCi (66 kW) Eng. M9R780		06-		•		613-519				29,5	100,6	130							
		06-		•		607-733		27	36	56,5	101,3	60,1					5	2	
2.0 DCi (84 kW) Eng. M9R780		06-		•		613-519				29,5	100,6	130							
		06-		•		607-733		27	36	56,5	101,3	60,1					5	2	
2.5 DCi 150 (107 kW) Eng. G9U630		06-		•		613-519				29,5	100,6	130							
		06-		•		607-733		27	36	56,5	101,3	60,1					5	2	
2.5 DTi (99 kW) Eng. G9U730		03-		•		613-377				26	86	138							
		03-		•		607-549		27	26	56,5	91,6	59,6					3	1	
		03-	L		M/T	655-850		27			102		37	93		636	s7		
		03-	R		M/T	655-851		27	39		102	89		93	409	1058	s4		
























## ROVER






























100 (METRO) (Xp) '90-'98		L/R			NOTE	CIFAM ref.	ABS	A	B	C	D	E	F	H	I	L	M	Fig	
111, Cabrio (44 kW) Eng. 11K2A/ D		9/90-12/98		•	M/T+A/T	613-014				20	78	103							
		9/90-12/98		•	M/T+A/T	607-205		25	22	50	81	53					4	2	
114 D (38 kW) Eng. TUD3		92-94		•	M/T	613-014				20	78	103							
		92-94		•	M/T	607-205		25	22	50	81	53					4	2	
114 GTI 16v, GSi, Cabrio (76 kW) Eng. 14K4F		91-12/98		•	M/T	613-014				20	78	103							
		91-12/98		•	M/T	607-205		25	22	50	81	53					4	2	
114 GTI/GT 16v, Kat (66-69-70 kW) Eng. 14K4C/ D		1/90-12/98		•	M/T	613-014				20	78	103							
		1/90-12/98		•	M/T	607-205		25	22	50	81	53					4	2	
114, Cabrio (55 kW) Eng. 14K2A/ D		9/90-12/98		•	M/T+A/T	613-014				20	78	103							
		9/90-12/98		•	M/T+A/T	607-205		25	22	50	81	53					4	2	
115 D (42 kW) Eng. TUD5		12/94-12/98		•	M/T	613-014				20	78	103							
		12/94-12/98		•	M/T	607-205		25	22	50	81	53					4	2	
1000-Series Mk II '67-'78		L/R			NOTE	CIFAM ref.	ABS	A	B	C	D	E	F	H	I	L	M	Fig	
1.1 (33-36-40-41 kW) Eng. 10H		70-		•		613-038				17	68	100							
		70-		•		607-038		29	19	48	72,3	77					14a	2	
1.3 (39 kW)		70-		•		613-038				17	68	100							
		70-		•		607-038		29	19	48	72,3	77					14a	2	






































<b>1000-Series Mk II '67-'78</b>			L/R			NOTE	CIFAM ref.	ABS	A	B	C	D	E	F	H	I	L	M	Fig	
1.3 (43-46-52 kW)		65-		•			<b>613-038</b>				17	68	100							
		65-		•			<b>607-038</b>		29	19	48	72,3	77					14a	2	
1.3 GT (50 kW)		70-		•			<b>613-038</b>				17	68	100							
		70-		•			<b>607-038</b>		29	19	48	72,3	77					14a	2	
1.3 TC (48-56 kW) Eng. 12H		67-		•			<b>613-038</b>				17	68	100							
		67-		•			<b>607-038</b>		29	19	48	72,3	77					14a	2	
1.5 (42-49 kW) Eng. 1EH/ 1EL		70-		•			<b>613-038</b>				17	68	100							
		70-		•			<b>607-038</b>		29	19	48	72,3	77					14a	2	
1.5 (53 kW) Eng. GFM11		70-		•			<b>613-038</b>				17	68	100							
		70-		•			<b>607-038</b>		29	19	48	72,3	77					14a	2	
<b>200 I (XH) '85-'89</b>			L/R			NOTE	CIFAM ref.	ABS	A	B	C	D	E	F	H	I	L	M	Fig	
213 (54 kW) Eng. EV2		9/85-9/89		•		M/T+A/T	<b>613-079</b>				20	78	103							
		9/85-9/89		•		M/T+A/T	<b>607-089</b>		23	22	49	81	52					3	2	
216 EFi (61 kW) Eng. 16H		85-89		•		M/T+A/T	<b>613-079</b>				20	78	103							
		85-89		•		M/T+A/T	<b>607-089</b>		23	22	49	81	52					3	2	
<b>200 II (XW), Coupe '89-'99</b>			L/R			NOTE	CIFAM ref.	ABS	A	B	C	D	E	F	H	I	L	M	Fig	
214 (55 kW) Eng. 14K2A/ D		93-95		•		-ABS, M/T	<b>613-169</b>				20	78	103							
		93-95		•		-ABS, M/T	<b>607-221</b>		26	22	49	83,6	51					1	2	
214 16v Si, GSi, Cabrio (76 kW) Eng. 14K4F		93-99		•		-ABS, M/T	<b>613-169</b>				20	78	103							
		93-99		•		-ABS, M/T	<b>607-221</b>		26	22	49	83,6	51					1	2	
214 Si, Gsi, Cabrio (66-70 kW) Eng. 14K4C		90-95		•		-ABS, M/T	<b>613-169</b>				20	78	103							
		90-95		•		-ABS, M/T	<b>607-221</b>		26	22	49	83,6	51					1	2	
214, Si, GSi, Cabrio (66 kW) Eng. 14K4C/ D		89-99		•		-ABS, M/T	<b>613-169</b>				20	78	103							
		89-99		•		-ABS, M/T	<b>607-221</b>		26	22	49	83,6	51					1	2	
216 16v Cabrio (82 kW) Eng. 16K4F		96-		•		+ABS	<b>613-169</b>				20	78	103							
		96-		•		+ABS	<b>607-303</b>	43	26	22	49	84	51					1	2	

<b>200 II (XW), Coupe '89-'99</b>			L/R			NOTE	CIFAM ref.	ABS	A	B	C	D	E	F	H	I	L	M	Fig	
216 GSi (82 kW) Eng. D16Z2		1/93-95		●		-ABS, M/T	<b>613-168</b>				20	80	93							
		11/89-12/92		●		-ABS, M/T	<b>613-192</b>				23	81	96							
		1/93-95		●		-ABS, M/T	<b>607-220</b>	26	23	49	83,6	51						1	2	
		11/89-12/92		●		-ABS, M/T	<b>607-260</b>	26	23	49	85	51						4	1	
		11/92-	L				Ch 534200001-53E012217	<b>655-338</b>	26		27	84	84,5	38	78	54,5	607	s16		
		11/92-	R				Ch 605482-	<b>655-363</b>	26		27	84	84,5	38	78	54,5	607	s16		
216 GSi (85 kW) Eng. D16A7		1/93-95		●		-ABS, M/T	<b>613-168</b>				20	80	93							
		11/89-12/92		●		-ABS, M/T	<b>613-192</b>				23	81	96							
		1/93-95		●		-ABS, M/T	<b>607-220</b>	26	23	49	83,6	51						1	2	
		11/89-12/92		●		-ABS, M/T	<b>607-260</b>	26	23	49	85	51						4	1	
		11/92-	L				Ch 534200001-53E012217	<b>655-338</b>	26		27	84	84,5	38	78	54,5	607	s16		
		11/92-	R				Ch 605482-	<b>655-363</b>	26		27	84	84,5	38	78	54,5	607	s16		
216, GTi, Cabrio (90 kW) Eng. D16A8		1/93-99		●		-ABS, M/T	<b>613-168</b>				20	80	93							
		90-12/92		●		-ABS, M/T	<b>613-192</b>				23	81	96							
		1/93-99		●		-ABS, M/T	<b>607-220</b>	26	23	49	83,6	51						1	2	
		90-12/92		●		-ABS, M/T	<b>607-260</b>	26	23	49	85	51						4	1	
		90-	L				Ch 534200001-53E012217	<b>655-338</b>	26		27	84	84,5	38	78	54,5	607	s16		
		90-	R				Ch 605482-	<b>655-363</b>	26		27	84	84,5	38	78	54,5	607	s16		
218 D (49-52 kW) Eng. XUD9AL		9/91-95		●		+ABS, M/T	<b>613-198</b>				21	85	103							
		9/91-95		●		+ABS, M/T	<b>607-270</b>	27	26	32	49	91,9	51					1	2	
218 TD (65 kW) Eng. XUD7TE		9/91-95		●		+ABS, M/T	<b>613-198</b>				21	85	103							
		9/91-95		●		+ABS, M/T	<b>607-270</b>	27	26	32	49	91,9	51					1	2	
220 GTi (103 kW) Eng. 20M4F		9/91-		●		+ABS	<b>613-169</b>				20	78	103							
		9/91-95		●		+ABS, M/T	<b>613-198</b>				21	85	103							
		9/91-		●		+ABS	<b>607-303</b>	43	26	22	49	84	51					1	2	
		9/91-95		●		+ABS, M/T	<b>607-270</b>	27	26	32	49	91,9	51					1	2	
220 GTi, GSi (100 kW) Eng. 20T4H		93-		●		+ABS	<b>613-169</b>				20	78	103							
		93-		●		+ABS, M/T	<b>613-198</b>				21	85	103							
		93-		●		+ABS	<b>607-303</b>	43	26	22	49	84	51					1	2	
		93-		●		+ABS, M/T	<b>607-270</b>	27	26	32	49	91,9	51					1	2	
<b>200 III (RF) '95-'00</b>			L/R			NOTE	CIFAM ref.	ABS	A	B	C	D	E	F	H	I	L	M	Fig	
211 (44 kW) Eng. 11K2A/ D		98-00		●		+ABS	<b>613-169</b>				20	78	103							
		98-00		●		+ABS	<b>607-303</b>	43	26	22	49	84	51					1	2	

<b>200 III (RF) '95-'00</b>			L/R			NOTE	CIFAM ref.	ABS	A	B	C	D	E	F	H	I	L	M	Fig	
214 (55 kW) Eng. 14K2F		11/95-		●		+ABS	<b>613-169</b>				20	78	103							
		11/95-		●		+ABS	<b>607-303</b>	43	26	22	49	84	51						1	2
214 Si (76 kW) Eng. 14K4F		11/95-		●		+ABS	<b>613-169</b>				20	78	103							
		11/95-		●		+ABS	<b>607-303</b>	43	26	22	49	84	51						1	2
216 Si (82 kW) Eng. 16K4F		11/95-		●		+ABS	<b>613-169</b>				20	78	103							
		11/95-		●		+ABS	<b>607-303</b>	43	26	22	49	84	51						1	2
218 (88-107 kW) Eng. 18K4K(VVC)		11/95-		●		+ABS	<b>613-169</b>				20	78	103							
		11/95-		●		+ABS	<b>607-303</b>	43	26	22	49	84	51						1	2
220 D/SD (63 kW) Eng. 20T2R		95-		●		+ABS	<b>613-198</b>				21	85	103							
		95-		●			<b>607-366</b>		26	32	49	91,9	51						1	2
		95-		●		+ABS	<b>607-383</b>	43	26	32	49	92	52						1	2
220 SDi (74-77 kW) Eng. 20T2N		95-		●		+/-ABS	<b>613-198</b>				21	85	103							
		95-		●		+ABS	<b>607-383</b>	43	26	32	49	92	52						1	2
		95-		●		-ABS	<b>607-366</b>		26	32	49	91,9	51						1	2
<b>25 (RF) '99-</b>			L/R			NOTE	CIFAM ref.	ABS	A	B	C	D	E	F	H	I	L	M	Fig	
1.1 16v (55 kW) Eng. 11K4F		04-		●		+ABS	<b>613-169</b>				20	78	103							
		04-		●		+ABS	<b>607-303</b>	43	26	22	49	84	51						1	2
1.4 (62 kW) Eng. 14K4M		10/99-		●		+ABS	<b>613-169</b>				20	78	103							
		10/99-		●		+ABS	<b>607-303</b>	43	26	22	49	84	51						1	2
1.4 16v (76 kW) Eng. 14K4F		10/99-		●		+ABS	<b>613-169</b>				20	78	103							
		10/99-		●		+ABS	<b>607-303</b>	43	26	22	49	84	51						1	2
1.6 16v (80 kW) Eng. 16K4F/ 16		10/99-		●		+ABS	<b>613-169</b>				20	78	103							
		10/99-		●		+ABS	<b>607-303</b>	43	26	22	49	84	51						1	2
1.8 16v (107 kW) Eng. 18K4K(VVC)		2/00-		●		+ABS	<b>613-169</b>				20	78	103							
		2/00-		●		+ABS	<b>607-303</b>	43	26	22	49	84	51						1	2
1.8 16v (85 kW) Eng. 18K4F/ 16		10/99-		●		+ABS	<b>613-169</b>				20	78	103							
		10/99-		●		+ABS	<b>607-303</b>	43	26	22	49	84	51						1	2
2.0 i DT (74-77-83 kW) Eng. 20T2N		10/99-		●		+/-ABS	<b>613-198</b>				21	85	103							
		10/99-		●		+ABS	<b>607-383</b>	43	26	32	49	92	52						1	2
		10/99-		●		-ABS	<b>607-366</b>		26	32	49	91,9	51						1	2






































400 I (XW) '90-'95		L/R			NOTE	CIFAM ref.	ABS	A	B	C	D	E	F	H	I	L	M	Fig	
414 GSI/SI Kat (76 kW) Eng. 14K4F		93-95	•		-ABS, M/T	613-169				20	78	103							
		93-95	•		-ABS, M/T	607-221		26	22	49	83,6	51					1	2	
414 Si, Gsi (66 kW) Eng. 14K4C/ D		90-95	•		-ABS, M/T	613-169				20	78	103							
		90-95	•		-ABS, M/T	607-221		26	22	49	83,6	51					1	2	
414 Si, Gsi, Cabrio (69-70 kW) Eng. 14K4C/ D		93-95	•		-ABS, M/T	613-169				20	78	103							
		93-95	•		-ABS, M/T	607-221		26	22	49	83,6	51					1	2	
416 GSI, SW (82 kW) Eng. D16Z2		1/93-95	•		-ABS, M/T	613-168				20	80	93							
		90-12/92	•		-ABS, M/T	613-192				23	81	96							
		1/93-95	•		-ABS, M/T	607-220		26	23	49	83,6	51					1	2	
		90-12/92	•		-ABS, M/T	607-260		26	23	49	85	51					4	1	
		11/92-	L			-ABS, Ch 605482-	655-338		26		27	84	84,5	38	78	54,5	607	s16	
		11/92-	R			-ABS, Ch 534200001-53E012217	655-363		26		27	84	84,5	38	78	54,5	607	s16	
416 GSI/GSE (85 kW) Eng. 16K16		1/93-95	•		-ABS, M/T	613-168				20	80	93							
		90-12/92	•		-ABS, M/T	613-192				23	81	96							
		1/93-95	•		-ABS, M/T	607-220		26	23	49	83,6	51					1	2	
		90-12/92	•		-ABS, M/T	607-260		26	23	49	85	51					4	1	
		11/92-	L			-ABS, Ch 605482-	655-338		26		27	84	84,5	38	78	54,5	607	s16	
		11/92-	R			-ABS, Ch 5342000001-	655-363		26		27	84	84,5	38	78	54,5	607	s16	
416 GTI, SW (90 kW) Eng. D16A8		1/93-95	•		+/-ABS, M/T	613-168				20	80	93							
		90-12/92	•		-ABS, M/T	613-192				23	81	96							
		1/93-95	•		+ABS, M/T	607-242		50	26	23	49	84	51,5				1	2	
		1/93-95	•		-ABS, M/T	607-220			26	23	49	83,6	51					1	2
		90-12/92	•		-ABS, M/T	607-260			26	23	49	85	51					4	1
		11/92-	L			-ABS, Ch 605482-	655-338		26		27	84	84,5	38	78	54,5	607	s16	
	11/92-	R			-ABS, Ch 5342000001-	655-363		26		27	84	84,5	38	78	54,5	607	s16		
416 GTI/GTE (96 kW) Eng. D16A9		1/93-95	•		+/-ABS, M/T	613-168				20	80	93							
		90-12/92	•		-ABS, M/T	613-192				23	81	96							
		1/93-95	•		+ABS, M/T	607-242		50	26	23	49	84	51,5				1	2	
		1/93-95	•		-ABS, M/T	607-220			26	23	49	83,6	51					1	2
		90-12/92	•		-ABS, M/T	607-260			26	23	49	85	51					4	1
		11/92-	L			-ABS, Ch 5342000001-	655-338		26		27	84	84,5	38	78	54,5	607	s16	
	11/92-	R			-ABS, Ch 534200001-53E012217	655-363		26		27	84	84,5	38	78	54,5	607	s16		
418 TD, SW (65 kW) Eng. XUD7TE		9/91-95	•		+ABS, M/T	613-198				21	85	103							
		9/91-95	•		+ABS, M/T	607-270		27	26	32	49	91,9	51				1	2	

<b>400 I (XW) '90-'95</b>			L/R			NOTE	CIFAM ref.	ABS	A	B	C	D	E	F	H	I	L	M	Fig	
420 GSI/SLI/GTI/Vitesse, SW (100-132 kW) Eng. 20T4H		93-95		●		+ABS, M/T	<b>613-198</b>				21	85	103							
		93-95		●		+ABS, M/T	<b>607-270</b>	27	26	32	49	91,9	51						1	2
420 GTI/GSI/Vitesse (103 kW) Eng. 20M4F		92-95		●		+ABS, M/T	<b>613-198</b>				21	85	103							
		92-95		●		+ABS, M/T	<b>607-270</b>	27	26	32	49	91,9	51						1	2
<b>400 II (RT) '95-'00</b>			L/R			NOTE	CIFAM ref.	ABS	A	B	C	D	E	F	H	I	L	M	Fig	
414 Si (76 kW) Eng. 14K4F		5/95-		●		+/-ABS	<b>613-210</b>				20	78	103							
		5/95-		●		+ABS	<b>607-288</b>	43	26	22	55	84	51						3	2
		5/95-		●		-ABS	<b>607-299</b>		26	22	55	84	51						3	2
416 Si (82 kW) Eng. 16K4F		5/95-		●		+/-ABS	<b>613-210</b>				20	78	103							
		5/95-		●		+ABS	<b>607-288</b>	43	26	22	55	84	51						3	2
		5/95-		●		-ABS	<b>607-299</b>		26	22	55	84	51						3	2
416 Si (83 kW) Eng. D16Y2		5/95-		●		+/-ABS	<b>613-210</b>				20	78	103							
		5/95-		●		+ABS	<b>607-288</b>	43	26	22	55	84	51						3	2
		5/95-		●		-ABS	<b>607-299</b>		26	22	55	84	51						3	2
420 D (63 kW) Eng. 20T2R		95-00		●		+/-ABS, M/T	<b>613-274</b>				21	85	103							
		95-00		●		+ABS, M/T	<b>607-399</b>	43	26	32	54,6	91,9	51						1	2
		95-00		●		-ABS, M/T	<b>607-408</b>		26	32	54,6	93	51						1	2
420 Di (74-77 kW) Eng. 20T2N		95-00		●		+/-ABS, M/T	<b>613-274</b>				21	85	103							
		95-00		●		+ABS, M/T	<b>607-399</b>	43	26	32	54,6	91,9	51						1	2
		95-00		●		-ABS, M/T	<b>607-408</b>		26	32	54,6	93	51						1	2
<b>45 (RT) '00-</b>			L/R			NOTE	CIFAM ref.	ABS	A	B	C	D	E	F	H	I	L	M	Fig	
1.4 16v (76 kW) Eng. 14K4F		2/00-		●		+/-ABS	<b>613-210</b>				20	78	103							
		2/00-		●		+ABS	<b>607-288</b>	43	26	22	55	84	51						3	2
		2/00-		●		-ABS	<b>607-299</b>		26	22	55	84	51						3	2
1.6 16v (80 kW) Eng. 16K4F/ 16		2/00-		●		+/-ABS	<b>613-210</b>				20	78	103							
		2/00-		●		+ABS	<b>607-288</b>	43	26	22	55	84	51						3	2
		2/00-		●		-ABS	<b>607-299</b>		26	22	55	84	51						3	2
1.8 16v (85-86 kW) Eng. 18K4F/ 16		2/00-		●		+/-ABS	<b>613-210</b>				20	78	103							
		2/00-		●		+ABS	<b>607-288</b>	43	26	22	55	84	51						3	2
		2/00-		●		-ABS	<b>607-299</b>		26	22	55	84	51						3	2

<b>45 (RT) '00-</b>			L/R			NOTE	CIFAM ref.	ABS	A	B	C	D	E	F	H	I	L	M	Fig	
2.0 i DT (74-77-83 kW) Eng. 20T2N		00-		•		+/-ABS, M/T	<b>613-274</b>				21	85	103							
		00-		•		+ABS, M/T	<b>607-399</b>	43	26	32	54,6	91,9	51					1	2	
		00-		•		-ABS, M/T	<b>607-408</b>		26	32	54,6	93	51					1	2	
2.0 TD (83 kW) Eng. 20T2		00-		•		+ABS	<b>613-274</b>				21	85	103							
		00-		•		+ABS	<b>607-399</b>	43	26	32	54,6	91,9	51					1	2	
2.0 V6 (110 kW) Eng. 20K4F		00-		•		+ABS, M/T	<b>613-274</b>				21	85	103							
		00-		•		M/T	<b>607-408</b>		26	32	54,6	93	51					1	2	
		00-		•		+ABS, M/T	<b>607-399</b>	43	26	32	54,6	91,9	51					1	2	
<b>600 (RH) '93-'99</b>			L/R			NOTE	CIFAM ref.	ABS	A	B	C	D	E	F	H	I	L	M	Fig	
618 (85 kW) Eng. F18A3		96-99		•		+ABS	<b>613-206</b>				22	86	91							
		96-99		•		+ABS	<b>607-284</b>	50	28	32	60	91,9	61					3	2	
620 (85-96 kW) Eng. F20Z1/ Z2		93-96		•		+ABS	<b>613-206</b>				22	86	91							
		93-96		•		+ABS	<b>607-284</b>	50	28	32	60	91,9	61					3	2	
620 (96 kW) Eng. F20Z1		93-99		•		+ABS	<b>613-206</b>				22	86	91							
		93-99		•		+ABS	<b>607-284</b>	50	28	32	60	91,9	61					3	2	
620 Di (77 kW) Eng. 20T2N		94-99		•		+ABS	<b>613-206</b>				22	86	91							
		94-99		•		+ABS	<b>607-284</b>	50	28	32	60	91,9	61					3	2	
620 SDi (74 kW) Eng. 20T2N		94-99		•		+ABS	<b>613-206</b>				22	86	91							
		94-99		•		+ABS	<b>607-284</b>	50	28	32	60	91,9	61					3	2	
620 Ti Vitesse (147 kW) Eng. 20T4G		6/94-2/99		•		+ABS	<b>613-206</b>				22	86	91							
		6/94-2/99		•		+ABS	<b>607-284</b>	50	28	32	60	91,9	61					3	2	
623 (116 kW) Eng. H23A3		93-99		•		+ABS	<b>613-206</b>				22	86	91							
		93-99		•		+ABS	<b>607-284</b>	50	28	32	60	91,9	61					3	2	
<b>75 (RJ), SW '99-</b>			L/R			NOTE	CIFAM ref.	ABS	A	B	C	D	E	F	H	I	L	M	Fig	
1.8 (88 kW) Eng. 18K16		2/99-		•			<b>613-296</b>				20	68	100							
		2/99-		•			<b>607-431</b>		28	23	57,7	82	52					1	1	
1.8 T. (110 kW) Eng. 18K4K		03-		•		+/-ABS	<b>613-359</b>				24	80	116							
		03-		•		+/-ABS	<b>607-514</b>		28	24	57,7	84	52					2	1	
2.0 CDT (85 kW) Eng. M47R		99-		•		+/-ABS	<b>613-359</b>				24	80	116							
		99-		•		+/-ABS	<b>607-514</b>		28	24	57,7	84	52					2	1	



























<b>Allegro (ADO 67) '73-</b>			L/R			NOTE	CIFAM ref.	ABS	A	B	C	D	E	F	H	I	L	M	Fig	
1.3, SW (40-43 kW) Eng. 12H		73-82		•			<b>613-038</b>				17	68	100							
		73-82		•			<b>607-038</b>		29	19	48	72,3	77						14a	2
<b>Maestro I (XC) '83-'91</b>			L/R			NOTE	CIFAM ref.	ABS	A	B	C	D	E	F	H	I	L	M	Fig	
1.3 LS (49 kW) Eng. 12H		1/86-90		•	M/T+A/T		<b>613-014</b>				20	78	103							
		3/83-12/85		•	M/T+A/T		<b>613-034</b>				20	78	103							
		1/86-90		•	M/T+A/T		<b>607-205</b>		25	22	50	81	53						4	2
		3/83-12/85		•	M/T+A/T		<b>607-061</b>		25	22	50	84	53						4	2
1.6 (59 kW) Eng. 16H956AK		83-		•	M/T+A/T		<b>613-034</b>				20	78	103							
		83-		•	M/T+A/T		<b>607-061</b>		25	22	50	84	53						4	2
2.0 EFi (83 kW) Eng. 20HA50AA/ 20HC51AA/ 20HC81		10/84-90		•	M/T+A/T		<b>613-034</b>				20	78	103							
		1/86-90		•	M/T+A/T		<b>607-033</b>		25	22	50	84	53						4	2
		10/84-12/85		•	M/T+A/T		<b>607-061</b>		25	22	50	84	53						4	2
<b>MG ZR, Express '01-</b>			L/R			NOTE	CIFAM ref.	ABS	A	B	C	D	E	F	H	I	L	M	Fig	
1.8 (118 kW) Eng. 18K4K		01-		•	+ABS		<b>613-169</b>				20	78	103							
		01-		•	+ABS		<b>607-303</b>		43	26	22	49	84	51					1	2
<b>Mini Mk I '67-</b>			L/R			NOTE	CIFAM ref.	ABS	A	B	C	D	E	F	H	I	L	M	Fig	
0.8 (25-30 kW) Eng. BMCSerieA		-79		•	M/T+A/T		<b>613-039</b>				22	63	96							
		-79		•	M/T+A/T		<b>607-039</b>		19	19	48	68,4	67						5	2
1.0 (26 kW)		67-84		•	M/T+A/T		<b>613-038</b>				17	68	100							
		67-84		•	M/T+A/T		<b>607-038</b>		29	19	48	72,3	77						14a	2
1.0 Mayfair (31-41 kW) Eng. 99H997P/ 99HA53P/ 99HC20P		82-		•	M/T+A/T		<b>613-038</b>				17	68	100							
		82-		•	M/T+A/T		<b>607-038</b>		29	19	48	72,3	77						14a	2
1.0, Mayfair Sport (30 kW) Eng. 99HD81		88-93		•	M/T+A/T		<b>613-038</b>				17	68	100							
		88-93		•	M/T+A/T		<b>607-038</b>		29	19	48	72,3	77						14a	2
1.1 Special (33-36-40-41 kW) Eng. 10H		76-		•	M/T+A/T		<b>613-039</b>				22	63	96							
		76-		•	M/T+A/T		<b>607-039</b>		19	19	48	68,4	67						5	2
1.25 GT (39 kW)		69-		•	M/T+A/T		<b>613-038</b>				17	68	100							
		69-		•	M/T+A/T		<b>607-038</b>		29	19	48	72,3	77						14a	2
1.3 (39 kW) Eng. 12A2D		92-		•	M/T+A/T		<b>613-038</b>				17	68	100							
		92-		•	M/T+A/T		<b>607-038</b>		29	19	48	72,3	77						14a	2




















## ROVER

599



























			L/R			NOTE	CIFAM ref.	ABS	A	B	C	D	E	F	H	I	L	M	Fig
<b>Montego (XE), SW '84-'95</b>		1/86-88	•		M/T+A/T	<b>613-014</b>					20	78	103						
		4/84-12/85	•		M/T+A/T	<b>613-034</b>					20	78	103						
		1/86-88	•		M/T+A/T	<b>607-205</b>		25	22	50	81	53						4	2
		4/84-12/85	•		M/T+A/T	<b>607-061</b>		25	22	50	84	53						4	2
1.6 LS,HL (61 kW) Eng. 16HC37		4/84-88	•		M/T+A/T	<b>613-034</b>					20	78	103						
		1/86-88	•		M/T+A/T	<b>607-033</b>		25	22	50	84	53						4	2
		4/84-12/85	•		M/T+A/T	<b>607-061</b>		25	22	50	84	53						4	2
2.0 (74 kW) Eng. 20H/ HSC		84-	•		M/T+A/T	<b>613-034</b>					20	78	103						
			84-	•		M/T+A/T	<b>607-061</b>		25	22	50	84	53						4
2.0 EFi, Mayfair (86 kW) Eng. 20H		84-	•		M/T+A/T	<b>613-034</b>					20	78	103						
			84-	•		M/T+A/T	<b>607-033</b>		25	22	50	84	53						4



































## SAAB





























			L/R			NOTE	CIFAM ref.	ABS	A	B	C	D	E	F	H	I	L	M	Fig	
<b>90 '84-'87</b>		8/84-8/87	•		-ABS, M/T	<b>613-030</b>					22	90	105							
			8/84-8/87	•		-ABS, M/T	<b>607-031</b>		25	25	56,6	90	54						11	3
<b>900 I, SW Coupe '78-'94</b>		1/88-	•		-ABS, M/T	<b>613-031</b>					22	83	79							
		9/79-12/88	•		+ABS, M/T	<b>613-024</b>					22	83	79							
		1/88-	•		-ABS, M/T	<b>607-062</b>		25	25	56,6	90	54							11	3
		9/79-12/88	•		+ABS, M/T	<b>607-143</b>	94	25	25	56	90	54							11	3
2.0 c (74-79-80-85-87-93-107 kW) Eng. B20/ B201/ BI20/ BS120 BT20		78-84	•		-ABS, M/T	<b>613-030</b>					22	90	105							
			78-84	•		-ABS, M/T	<b>607-031</b>		25	25	56,6	90	54						11	3
2.0 i (74-79-80-85-87-93-107 kW) Eng. B20/ B201/ BI20/ BS120 BT20		85-	•		+ABS, M/T, Ch -K7024508	<b>613-024</b>					22	83	79							
		85-90	•		+/-ABS, M/T	<b>613-031</b>					22	83	79							
		85-	•		+ABS, M/T, Ch -K7024508	<b>607-143</b>	94	25	25	56	90	54							11	3
		85-90	•		-ABS, M/T	<b>607-062</b>		25	25	56,6	90	54							11	3
							46	25	25	79	90	54						11	3	

























<b>900 I, SW Coupe '78-'94</b>			L/R			NOTE	CIFAM ref.	ABS	A	B	C	D	E	F	H	I	L	M	Fig			
2.0 i (85 kW) Eng. B201XI		1/81-7/85	●			-ABS, M/T	<b>613-030</b>				22	90	105									
		1/88-	●			+ABS, M/T, Ch -K7024508	<b>613-024</b>				22	83	79									
		1/88-90	●			+/-ABS, M/T	<b>613-031</b>				22	83	79									
		1/81-7/85	●				-ABS, M/T	<b>607-031</b>		25	25	56,6	90	54						11	3	
		1/88-	●				+ABS, M/T, Ch -K7024508	<b>607-143</b>	94	25	25	56	90	54						11	3	
		1/88-90	●				-ABS, M/T	<b>607-062</b>		25	25	56,6	90	54						11	3	
		-90	●				+ABS, M/T, Ch K7024509-	<b>607-144</b>	46	25	25	79	90	54						11	3	
2.0 T. (74-79-80-85-87-93-107 kW) Eng. B20/ B201/ BI20/ BS120 BT20		1/81-7/85	●			-ABS, M/T	<b>613-030</b>				22	90	105									
		1/81-7/85	●				-ABS, M/T	<b>607-031</b>		25	25	56,6	90	54						11	3	
2.0-16 T. (96-104-118-129 kW) Eng. B202S		7/91-94	●			+ABS, M/T	<b>613-031</b>				22	83	79									
		7/91-94	●				+ABS, M/T	<b>607-144</b>	46	25	25	79	90	54						11	3	
2.0-16 T. (96-118-129 kW) Eng. B202L		1/93-6/94	●			+ABS	<b>613-032</b>				26	86	138									
		1/93-6/94	●				+ABS	<b>607-269</b>	29	33	25	52	90	59,5						5	3	
2.0-16 T., Cabrio (92-118-129 kW) Eng. B202X/ I		85-	●			-ABS, M/T	<b>613-030</b>				22	90	105									
		85-	●				-ABS, M/T	<b>607-031</b>		25	25	56,6	90	54						11	3	
2.0-16 T., Cabrio, kat (92-118-125-129 kW) Eng. B202XL		84-	●			-ABS, M/T	<b>613-030</b>				22	90	105									
		84-	●				-ABS, M/T	<b>607-031</b>		25	25	56,6	90	54						11	3	
2.0-16, Cabrio (87-93-98 kW) Eng. B202I		89-	●			+ABS, M/T, Ch -K7024508	<b>613-024</b>				22	83	79									
		89-6/94	●			+/-ABS, M/T	<b>613-031</b>				22	83	79									
		-6/94	●				+ABS, M/T, Ch K7024509-	<b>607-144</b>	46	25	25	79	90	54						11	3	
		89-	●				+ABS, M/T, Ch -K7024508	<b>607-143</b>	94	25	25	56	90	54						11	3	
		89-6/94	●				-ABS, M/T	<b>607-062</b>		25	25	56,6	90	54						11	3	
2.1-16, Cabrio (100 kW) Eng. B212I		89-93	●			+ABS, M/T	<b>613-031</b>				22	83	79									
		89-93	●				+ABS, M/T	<b>607-144</b>	46	25	25	79	90	54						11	3	
<b>900 II, Coupe, Cabrio '93-'98</b>			L/R			NOTE	CIFAM ref.	ABS	A	B	C	D	E	F	H	I	L	M	Fig			
2.0-16 (96 kW) Eng. B204I		94-98	●			+ABS, M/T+A/T	<b>613-032</b>				26	86	138									
		94-98	●				+ABS, M/T+A/T	<b>607-269</b>	29	33	25	52	90	59,5						5	3	
2.0-16 (Exc. Cabrio) (98 kW) Eng. B206I		93-94	●			+ABS, M/T+A/T	<b>613-032</b>				26	86	138									
		93-94	●				+ABS, M/T+A/T	<b>607-269</b>	29	33	25	52	90	59,5						5	3	
2.0-16 T. (136 kW) Eng. B204L		93-98	●			+ABS, M/T+A/T	<b>613-032</b>				26	86	138									
		93-98	●				+ABS, M/T+A/T	<b>607-269</b>	29	33	25	52	90	59,5						5	3	

# SAAB








<b>900 II, Coupe, Cabrio '93-'98</b>			L/R			NOTE	CIFAM ref.	ABS	A	B	C	D	E	F	H	I	L	M	Fig
2.3-16 (110 kW) Eng. B234I		93-98		●		+ABS, M/T+A/T	<b>613-032</b>				26	86	138						
		93-98		●		+ABS, M/T+A/T	<b>607-269</b>	29	33	25	52	90	59,5					5	3
2.5-24 V6 (125 kW) Eng. B258I		93-98		●		+ABS, M/T+A/T	<b>613-032</b>				26	86	138						
		93-98		●		+ABS, M/T+A/T	<b>607-269</b>	29	33	25	52	90	59,5					5	3
<b>9000 '84-'98</b>			L/R			NOTE	CIFAM ref.	ABS	A	B	C	D	E	F	H	I	L	M	Fig
2.0-16 (92-94-118-129 kW) Eng. B202I		89-12/98		●		+/-ABS, M/T+A/T	<b>613-031</b>				22	83	79						
		-12/98		●		+ABS, M/T+A/T	<b>607-170</b>	94	26	25	79	90	50					4	3
		-12/98		●		-ABS, M/T+A/T	<b>607-168</b>		26	25	56,5	90	50					4	3
		89-12/98		●		+ABS, M/T+A/T	<b>607-167</b>	46	26	25	79	90	51					4	3
2.0-16 (96-110 kW) Eng. B204I/ L		93-98		●		+/-ABS, M/T+A/T	<b>613-031</b>				22	83	79						
		93-98		●		+ABS, M/T+A/T	<b>607-167</b>	46	26	25	79	90	51					4	3
		93-98		●		-ABS, M/T+A/T	<b>607-168</b>		26	25	56,5	90	50					4	3
2.0-16 T. (127 kW) Eng. B202		6/89-12/92		●		+/-ABS, M/T+A/T	<b>613-031</b>				22	83	79						
		6/89-12/92		●		+ABS, M/T+A/T	<b>607-170</b>	94	26	25	79	90	50					4	3
		6/89-12/92		●		-ABS, M/T+A/T	<b>607-168</b>		26	25	56,5	90	50					4	3
2.0-16 T. (92-94-118-129 kW) Eng. B202X/ XI/ XL		84-93		●		+/-ABS, M/T+A/T	<b>613-031</b>				22	83	79						
		84-93		●		+ABS, M/T+A/T	<b>607-170</b>	94	26	25	79	90	50					4	3
		84-93		●		-ABS, M/T+A/T	<b>607-168</b>		26	25	56,5	90	50					4	3
2.0-16 T. (96-118-129-136 kW) Eng. B202L		88-98		●		+/-ABS, M/T+A/T	<b>613-130</b>				24	90	83						
		88-98		●		+ABS, M/T+A/T	<b>607-169</b>	46	26	25	79	98	51					4	3
		88-98		●		-ABS, M/T+A/T	<b>607-166</b>		26	25	56,6	98	50					4	3
2.3 16 T. (147 kW) Eng. B234L		90-		●		+/-ABS, M/T+A/T	<b>613-130</b>				24	90	83						
		90-		●		+ABS, M/T+A/T	<b>607-169</b>	46	26	25	79	98	51					4	3
		90-		●		-ABS, M/T+A/T	<b>607-166</b>		26	25	56,6	98	50					4	3
2.3-16 (107-108-110 kW) Eng. B234I		9/89-		●		+/-ABS, M/T+A/T	<b>613-031</b>				22	83	79						
		9/89-		●		+ABS, M/T+A/T	<b>607-167</b>	46	26	25	79	90	51					4	3
		9/89-		●		-ABS, M/T+A/T	<b>607-168</b>		26	25	56,5	90	50					4	3
2.3-16 T. (143 kW) Eng. B234L		90-		●		+/-ABS, M/T+A/T	<b>613-130</b>				24	90	83						
		90-		●		+ABS, M/T+A/T	<b>607-169</b>	46	26	25	79	98	51					4	3
		90-		●		-ABS, M/T+A/T	<b>607-166</b>		26	25	56,6	98	50					4	3

<b>9-3 I (YS3D), Cabrio '98-'02</b>			L/R			NOTE	CIFAM ref.	ABS	A	B	C	D	E	F	H	I	L	M	Fig	
2.0 T. (110 kW) Eng. B205E		01-02		•		+ABS	<b>613-032</b>				26	86	138							
		01-02		•		+ABS	<b>607-269</b>	29	33	25	52	90	59,5					5	3	
2.0 T. (110-113 kW) Eng. B204E		2/98-		•		+ABS	<b>613-032</b>				26	86	138							
		2/98-		•		+ABS	<b>607-269</b>	29	33	25	52	90	59,5					5	3	
2.0 T. (136 kW) Eng. B204L		2/98-		•		+ABS	<b>613-032</b>				26	86	138							
		2/98-		•		+ABS	<b>607-269</b>	29	33	25	52	90	59,5					5	3	
2.0 T. (147 kW) Eng. B204R		2/98-		•		+ABS	<b>613-032</b>				26	86	138							
		2/98-		•		+ABS	<b>607-269</b>	29	33	25	52	90	59,5					5	3	
2.0-16 (96 kW) Eng. B204I		2/98-		•		+ABS	<b>613-032</b>				26	86	138							
		2/98-		•		+ABS	<b>607-269</b>	29	33	25	52	90	59,5					5	3	
2.2 TiD (Exc. Cabrio) (85 kW) Eng. X22DTH		2/98-		•		+ABS	<b>613-032</b>				26	86	138							
		2/98-		•		+ABS	<b>607-269</b>	29	33	25	52	90	59,5					5	3	
2.2 TiD (Exc. Cabrio) (92 kW) Eng. D223L		2/98-		•		+ABS	<b>613-032</b>				26	86	138							
		2/98-		•		+ABS	<b>607-269</b>	29	33	25	52	90	59,5					5	3	
2.3 i (108-110 kW) Eng. B234I		2/98-		•		+ABS	<b>613-032</b>				26	86	138							
		2/98-		•		+ABS	<b>607-269</b>	29	33	25	52	90	59,5					5	3	
2.3 T. (165-169 kW) Eng. B235R		98-		•		+ABS	<b>613-338</b>				26	86	138							
		98-		•		+ABS	<b>607-487</b>	29	33	27	59	98	60					5	2	
<b>9-3 II (YS3F), SW, Cabrio '02-</b>			L/R			NOTE	CIFAM ref.	ABS	A	B	C	D	E	F	H	I	L	M	Fig	
1.8 i (90 kW) Eng. Z18XE		04-		•			<b>613-432</b>				25	90	107							
		04-		•			<b>607-652</b>		30	25	52,4	89,95	59					7	3	
1.8 T. (110 kW) Eng. B207E		02-		•			<b>613-514</b>				37,5	91	127							
		02-		•			<b>607-599</b>		30	28	55,4	92,1	52,5					7	1	
1.9 TiD (110 kW) Eng. Z19DTH		04-		•			<b>613-432</b>				25	90	107							
		04-		•			<b>607-652</b>		30	25	52,4	89,95	59					7	3	
1.9 TiD (88 kW) Eng. Z19DT		04-		•			<b>613-432</b>				25	90	107							
		04-		•			<b>607-652</b>		30	25	52,4	89,95	59					7	3	
1.9 TTiD (132 kW) Eng. Z19DTR		08-		•		M/T	<b>613-514</b>				37,5	91	127							
		08-		•		M/T	<b>607-599</b>		30	28	55,4	92,1	52,5					7	1	



























9-3 II (YS3F), SW, Cabrio '02-			L/R			NOTE	CIFAM ref.	ABS	A	B	C	D	E	F	H	I	L	M	Fig		
2.0 T. (129 kW) Eng. B207L		02-		•			613-514				37,5	91	127								
		07-		•			613-514				37,5	91	127								
		02-		•			607-599		30	28	55,4	92,1	52,5						7	1	
		07-		•			607-599		30	28	55,4	92,1	52,5						7	1	
2.0 T. (154 kW) Eng. B207R		02-		•			613-514				37,5	91	127								
			02-		•			607-599		30	28	55,4	92,1	52,5					7	1	
2.2 TiD (85-88-92 kW) Eng. D223L		02-		•			613-514				37,5	91	127								
			02-		•			607-599		30	28	55,4	92,1	52,5					7	1	
2.8 T V6 (188 kW) Eng. B284L		07-		•			613-514				37,5	91	127								
			07-		•			607-599		30	28	55,4	92,1	52,5					7	1	
2.8 T. V6 (184 kW) Eng. B638R		05-		•			613-432				25	90	107								
			05-		•			607-652		30	25	52,4	89,95	59					7	3	
2.8 T. V6 XWD (206 kW) Eng. B284R		08-		•			613-514				37,5	91	127								
			08-		•			607-599		30	28	55,4	92,1	52,5					7	1	
9-5 I (YS3E), SW '97-'10			L/R			NOTE	CIFAM ref.	ABS	A	B	C	D	E	F	H	I	L	M	Fig		
1.9 TiD (110 kW) Eng. Z19DTH		06-		•		+ABS	613-337				26	86	138								
			06-		•		+ABS	607-486	29	30	27	59	98	56					5	1	
2.0 T. (110 kW) Eng. B205E		01-		•		+ABS	613-337				26	86	138								
		97-01		•		+ABS	613-338				26	86	138								
		01-		•		+ABS	607-486	29	30	27	59	98	56						5	1	
		97-01		•		+ABS	607-487	29	33	27	59	98	60						5	2	
2.2 TiD (85-88-92 kW) Eng. D223L		02-		•		+ABS	613-337				26	86	138								
			02-		•		+ABS	607-486	29	30	27	59	98	56					5	1	
2.3 T. (125-169 kW) Eng. B235E		01-		•		+ABS	613-337				26	86	138								
		97-01		•		+ABS	613-338				26	86	138								
		01-		•		+ABS	607-486	29	30	27	59	98	56						5	1	
		97-01		•		+ABS	607-487	29	33	27	59	98	60						5	2	
2.3 T. (136 kW) Eng. B235E		01-12/01		•		+ABS	613-338				26	86	138								
		02-		•		+ABS	613-337				26	86	138								
		01-12/01		•		+ABS	607-487	29	33	27	59	98	60						5	2	
		02-		•		+ABS	607-486	29	30	27	59	98	56						5	1	


































9-5 I (YS3E), SW '97-'10			L/R			NOTE	CIFAM ref.	ABS	A	B	C	D	E	F	H	I	L	M	Fig	
2.3 T. (162 kW) Eng. B235L		03-		•		+ABS	613-337				26	86	138							
		03-		•		+ABS	607-486	29	30	27	59	98	56						5	1
2.3 T. (169 kW) Eng. B235R		99-01		•		+ABS	613-338				26	86	138							
		99-01		•		+ABS	607-487	29	33	27	59	98	60						5	2
2.3 T. (184 kW) Eng. B235R		01-		•			613-337				26	86	138							
		01-		•			607-486	29	30	27	59	98	56						5	1
3.0 TiD (130 kW) Eng. D308L		01-		•		+ABS	613-337				26	86	138							
		01-		•		+ABS	607-486	29	30	27	59	98	56						5	1
3.0 V6t (147 kW) Eng. B308E		01-		•		+ABS	613-337				26	86	138							
		98-01		•		+ABS, A/T	613-338				26	86	138							
		01-		•		+ABS	607-486	29	30	27	59	98	56						5	1
		98-01		•		+ABS, A/T	607-487	29	33	27	59	98	60						5	2
99 '72-'84			L/R			NOTE	CIFAM ref.	ABS	A	B	C	D	E	F	H	I	L	M	Fig	
2.0 (70 kW) Eng. B20P		72-		•		M/T, Ch C6010842-	613-030				22	90	105							
		72-		•		M/T, Ch C6010842-	607-031		25	25	56,6	90	54						11	3
2.0 (74-85-87-80-93 kW) Eng. B20C/ B20I		74-		•		M/T, Ch C6010842-	613-030				22	90	105							
		74-		•		M/T, Ch C6010842-	607-031		25	25	56,6	90	54						11	3
2.0 (74-85-87-80-93 kW) Eng. B20I		74-		•		M/T, Ch C6010842-	613-030				22	90	105							
		74-		•		M/T, Ch C6010842-	607-031		25	25	56,6	90	54						11	3
2.0 (74-85-87-80-93 kW) Eng. BH120/ B20IH		72-		•		M/T, Ch C6010842-	613-030				22	90	105							
		72-		•		M/T, Ch C6010842-	607-031		25	25	56,6	90	54						11	3

## SEAT






























127 (127A) '72-'82			L/R			NOTE	CIFAM ref.	ABS	A	B	C	D	E	F	H	I	L	M	Fig	
0.9 (33 kW) Eng. A112A5		3/80-82		•			613-002				20	68	80							
		72-2/80		•			613-001				20	68	80							
		3/80-82		•			607-019		20	20	43,1	80	55						4	3
		72-2/80		•			607-001		20	20	43,1	80	55						4	3
1.0 (38 kW) Eng. 127A.000		-82		•			613-002				20	68	80							
		-82		•			607-019		20	20	43,1	80	55						4	3


























































128 '76-'80			L/R			NOTE	CIFAM ref.	ABS	A	B	C	D	E	F	H	I	L	M	Fig	
1.2 (49 kW)		76-80		•			613-002				20	68	80							
		76-80		•			607-019		20	20	43,1	80	55					4	3	
1.4 (57 kW)		76-80		•			613-002				20	68	80							
		76-80		•			607-019		20	20	43,1	80	55					4	3	
Alhambra I (7V8, 7V9) '96-'10			L/R			NOTE	CIFAM ref.	ABS	A	B	C	D	E	F	H	I	L	M	Fig	
1.8 T. 20v (110 kW) Eng. AJH/ AWC		5/00-		•		+ABS	613-306				26	86	138							
		97-4/00		•		+ABS	613-266				26	86	138							
		5/00-		•		+ABS	607-444	48	38	36	60	97,5	34						13	2
		97-4/00		•		+ABS	607-389	48	38	27	60	93,3	34						13	2
1.9 TDi (110 kW) Eng. BTB		05-		•		+ABS	613-266				26	86	138							
			05-		•		+ABS	607-389	48	38	27	60	93,3	34					13	2
1.9 TDi (66 kW) Eng. 1Z/ AHU/ ANU		5/00-		•		+ABS	613-306				26	86	138							
		8/96-4/00		•		+ABS	613-266				26	86	138							
		5/00-		•		+ABS	607-444	48	38	36	60	97,5	34						13	2
		8/96-4/00		•		+ABS	607-389	48	38	27	60	93,3	34						13	2
		8/96-	L				+ABS	655-360	48	38	28	26	98	101		34	100	620	s19	
		8/96-	R				+ABS	655-267	48	38	28	35	98	104		34	40	558	s18	
1.9 TDi (81 kW) Eng. AFN		8/96-4/00		•		+ABS	613-266				26	86	138							
			8/96-4/00		•		+ABS	607-389	48	38	27	60	93,3	34					13	2
		8/96-	L				+ABS	655-360	48	38	28	26	98	101		34	100	620	s19	
		8/96-	R				+ABS	655-267	48	38	28	35	98	104		34	40	558	s18	
1.9 TDi, 4motion (85 kW) Eng. AUY/ BVK		6/00-		•		+ABS	613-306				26	86	138							
			6/00-		•		+ABS	607-444	48	38	36	60	97,5	34					13	2
		00-	L/R				+ABS, FWD, A/T	655-546	48	38			100			34			486	
		6/00-	L/R				+ABS, FWD, M/T	655-547	48	38			100			34			507	
1.9 TDi, 4x4 (96 kW) Eng. ASZ		11/02-		•		+ABS	613-306				26	86	138							
			11/02-		•		+ABS	607-444	48	38	36	60	97,5	34					13	2
		11/02-	L/R				+ABS, A/T	655-546	48	38			100			34			486	
		11/02-	L/R				+ABS, M/T	655-547	48	38			100			34			507	



















<b>Alhambra I (7V8, 7V9) '96-'10</b>			L/R			NOTE	CIFAM ref.	ABS	A	B	C	D	E	F	H	I	L	M	Fig		
2.0 i (85 kW) Eng. ADY/ ATM		5/00-		•		+ABS	<b>613-306</b>				26	86	138								
		8/96-4/00		•		+ABS, Eng. ADY	<b>613-266</b>				26	86	138								
		5/00-		•		+ABS	<b>607-444</b>	48	38	36	60	97,5	34						13	2	
		8/96-4/00		•		+ABS, Eng. ADY	<b>607-389</b>	48	38	27	60	93,3	34						13	2	
		8/96-	L				+ABS, Eng. ADY	<b>655-360</b>	48	38	28	26	98	101		34	100	620	s19		
		8/96-	R				+ABS, Eng. ADY	<b>655-267</b>	48	38	28	35	98	104		34	40	558	s18		
2.0 TDi (103 kW) Eng. BRT		05-		•		+ABS	<b>613-306</b>				26	86	138								
		05-		•		+ABS	<b>607-444</b>	48	38	36	60	97,5	34						13	2	
2.8 V6 (150 kW) Eng. AYL		6/00-		•		+ABS	<b>613-306</b>				26	86	138								
		6/00-		•		+ABS	<b>607-444</b>	48	38	36	60	97,5	34						13	2	
		6/00-	L/R			+ABS, A/T	<b>655-546</b>	48	38			100			34		486				
		6/00-	L/R			+ABS, M/T	<b>655-547</b>	48	38			100			34		507				
<b>Alhambra II (710) '10-</b>			L/R			NOTE	CIFAM ref.	ABS	A	B	C	D	E	F	H	I	L	M	Fig		
2.0 TDi, 4x4 (103 kW) Eng. CFFB		10-		•		+ABS	<b>613-306</b>				26	86	138								
		10-		•		+ABS	<b>607-444</b>	48	38	36	60	97,5	34						13	2	
<b>Altea (5P1) / Altea XL '04-</b>			L/R			NOTE	CIFAM ref.	ABS	A	B	C	D	E	F	H	I	L	M	Fig		
1.2 TSi (77 kW) Eng. CBZB		10-		•			<b>613-319</b>				26	87	117								
		10-		•			<b>607-467</b>		36	30	59,5	90	40						13	2	
		10-			•	M/T, Exc. Doppia Frizione/Double Clutch	<b>617-010C</b>			33		100									
1.4 16v (63 kW) Eng. BXW/ CGGB		07-		•			<b>613-321</b>				22	76	113								
		07-		•			<b>614-020</b>				21	94	97								
		07-		•			<b>607-465</b>		36	30	59,5	81	40,3						13	2	
		07-		•			<b>617-022</b>			33		94									
1.4 TSi (92 kW) Eng. CAXA/ CAXC		07-		•			<b>613-319</b>				26	87	117								
		07-		•			<b>607-467</b>		36	30	59,5	90	40						13	2	
		07-			•	M/T, Exc. Doppia Frizione/Double Clutch	<b>617-010C</b>			33		100									
1.6 (75 kW) Eng. BGU/ BSE/ BSF/ CCSA/ CMXA		4/04-		•		M/T+A/T, Tiptronic	<b>613-319</b>				26	87	117								
		4/04-		•		Tiptronic	<b>607-467</b>		36	30	59,5	90	40						13	2	
		4/04-		•		M/T, 5Sp	<b>607-462</b>		36	30	59,6	89,9	40						13	2	
		04-			•	M/T, Exc. Doppia Frizione/Double Clutch	<b>617-010C</b>			33		100									




























Altea (5P1) / Altea XL '04-			L/R			NOTE	CIFAM ref.	ABS	A	B	C	D	E	F	H	I	L	M	Fig		
2.0 TDi (100 kW) Eng. AZV		04-		•			613-320				25	90	107								
		04-		•			607-463		36	27	59,5	97,95	40,5					13	2		
2.0 TDi DPF, 4WD (125 kW) Eng. BMN/ CEGA		05-		•			613-320				25	90	107								
		05-		•		6Sp	613-436				27,3	96,5	109								
		05-		•			607-463		36	27	59,5	97,95	40,5						13	2	
		05-		•		6Sp	607-658		36	27	59,5	100,1	40						13	1	
		05-		•		M/T, Exc. Doppia Frizione/Double Clutch	617-010C			33		100									
2.0 TDi,4WD (103 kW) Eng. BKD/ BMM/ CFHC		04-		•			613-320				25	90	107								
		04-		•			607-463		36	27	59,5	97,95	40,5						13	2	
2.0 TFSi 4WD (155 kW) Eng. CCZB		09-		•			613-321				22	76	113								
		09-		•			607-465		36	30	59,5	81	40,3						13	2	
2.0 TFSi FR, 4WD (147 kW) Eng. BWA		05-		•			613-320				25	90	107								
		05-		•			607-463		36	27	59,5	97,95	40,5						13	2	
		05-		•		M/T, Exc. Doppia Frizione/Double Clutch	617-010C			33		100									
Arosa (6H) '97-			L/R			NOTE	CIFAM ref.	ABS	A	B	C	D	E	F	H	I	L	M	Fig		
1.0 (37 kW) Eng. AHT		5/97-		•		M/T+A/T	613-153				20	68	80								
		5/97-		•		M/T+A/T	607-190		22	30	53	81	48						11	2	
		5/97-	L				-ABS	655-433		22	33		81	92		78			515	s10	
		5/97-	R				-ABS	655-434		22	33		81	92		78			736	s10	
1.0 i (37 kW) Eng. AER/ ALD/ ALL/ ANV/ AUC		5/97-		•		M/T+A/T	613-153				20	68	80								
		5/97-		•		M/T+A/T	607-190		22	30	53	81	48						11	2	
		5/97-	L				-ABS	655-433		22	33		81	92		78			515	s10	
		5/97-	R				-ABS	655-434		22	33		81	92		78			736	s10	
1.4 (44 kW) Eng. AEX/ AKV/ APQ		5/97-		•		M/T+A/T	613-153				20	68	80								
		5/97-		•		A/T	614-021				21	89	97								
		5/97-		•		M/T+A/T	607-190		22	30	53	81	48						11	2	
		5/97-		•		A/T	617-023			33		92									
		5/97-	L				-ABS	655-433		22	33		81	92		78			515	s10	
		5/97-	R				-ABS	655-434		22	33		81	92		78			736	s10	


































<b>Arosa (6H) '97-</b>			L/R			NOTE	CIFAM ref.	ABS	A	B	C	D	E	F	H	I	L	M	Fig
1.4 (44 kW) Eng. AKK/ AUD		5/97-		•		M/T+A/T	<b>613-153</b>				20	68	80						
		5/97-			•	A/T	<b>614-021</b>				21	89	97						
		5/97-		•		M/T+A/T	<b>607-190</b>		22	30	53	81	48					11	2
		5/97-			•	A/T	<b>617-023</b>			33		92							
		5/97-	L				-ABS	<b>655-433</b>	22	33		81	92		78			515	s10
		5/97-	R				-ABS	<b>655-434</b>	22	33		81	92		78			736	s10
1.4 (44 kW) Eng. ANW		5/97-		•		M/T+A/T	<b>613-153</b>				20	68	80						
		5/97-			•	A/T	<b>614-021</b>				21	89	97						
		5/97-		•		M/T+A/T	<b>607-190</b>		22	30	53	81	48					11	2
		5/97-			•	A/T	<b>617-023</b>			33		92							
		5/97-	L				-ABS	<b>655-433</b>	22	33		81	92		78			515	s10
		5/97-	R				-ABS	<b>655-434</b>	22	33		81	92		78			736	s10
1.4 16v (74 kW) Eng. AFK/ ANM/ AQQ/ AUB		1/00-		•			<b>613-153</b>				20	68	80						
		1/00-		•			<b>607-190</b>		22	30	53	81	48					11	2
		1/00-	L					<b>655-433</b>	22	33		81	92		78			515	s10
		1/00-	R					<b>655-434</b>	22	33		81	92		78			736	s10
1.4 TDi (55 kW) Eng. AMF		10/00-		•		M/T+A/T, +SE	<b>613-283</b>				26	87	117						
		10/00-		•		M/T+A/T, +SE	<b>607-414</b>		36	30	52	90	43,5					11	2
		1/00-			•	M/T+A/T, G.Box:GAX, Exc. Doppia Frizione/Double Clutch	<b>617-010C</b>			33		100							
1.7 SDi (44 kW) Eng. AKU		8/97-		•		M/T+A/T	<b>613-153</b>				20	68	80						
		8/97-		•		M/T+A/T	<b>607-190</b>		22	30	53	81	48					11	2
		97-	L					<b>655-433</b>	22	33		81	92		78			515	s10
		97-	R					<b>655-434</b>	22	33		81	92		78			736	s10
<b>Cordoba I (6K2/C2/6K5), Vario '93-'99</b>			L/R			NOTE	CIFAM ref.	ABS	A	B	C	D	E	F	H	I	L	M	Fig
1.4 (44 kW) Eng. AEX/ AKV/ ANX/ APQ		96-99		•		M/T, Exc. Vario	<b>613-005</b>				20	68	80						
		96-99			•	M/T, Exc. Vario	<b>614-004</b>				21	89	97						
		96-99		•		M/T, Exc. Vario	<b>607-021</b>		22	30	53	81	48					11	2
		96-99			•	M/T, Exc. Vario	<b>617-003</b>			33		92							
		96-99	L				M/T, Exc. Vario	<b>655-121</b>	22	33		81	94		78			562	s10
		96-99	R				M/T, Exc. Vario	<b>655-126</b>	22	33		81	94		78			760	s10




































Cordoba I (6K2/C2/6K5), Vario '93-'99		L/R			NOTE	CIFAM ref.	ABS	A	B	C	D	E	F	H	I	L	M	Fig		
1.4 (44 kW) Eng. AKK/ AUD		6/94-		•	M/T, Exc. Vario	613-005				20	68	80								
		6/94-		•	M/T, Exc. Vario	614-004				21	89	97								
		6/94-		•	M/T, Exc. Vario	607-021		22	30	53	81	48						11	2	
		6/94-		•	M/T, Exc. Vario	617-003			33		92									
		6/94-	L			M/T, Exc. Vario	655-121		22	33		81	94		78		562	s10		
		6/94-	R			M/T, Exc. Vario	655-126		22	33		81	94		78		760	s10		
1.4 (44 kW) Eng. ANW		96-99		•	M/T, Exc. Vario	613-005				20	68	80								
		96-99		•	M/T, Exc. Vario	614-004				21	89	97								
		96-99		•	M/T, Exc. Vario	607-021		22	30	53	81	48						11	2	
		96-99		•	M/T, Exc. Vario	617-003			33		92									
		96-99	L			M/T, Exc. Vario	655-121		22	33		81	94		78		562	s10		
		96-99	R			M/T, Exc. Vario	655-126		22	33		81	94		78		760	s10		
1.4 i (44 kW) Eng. ABD		6/94-		•	M/T, Exc. Vario	613-005				20	68	80								
		6/94-		•	M/T, Exc. Vario	614-004				21	89	97								
		6/94-		•	M/T, Exc. Vario	607-021		22	30	53	81	48						11	2	
		6/94-		•	M/T, Exc. Vario	617-003			33		92									
		6/94-	L			M/T, Exc. Vario	655-121		22	33		81	94		78		562	s10		
		6/94-	R			M/T, Exc. Vario	655-126		22	33		81	94		78		760	s10		
1.4 i 16v (74 kW) Eng. AFH		96-		•		613-005				20	68	80								
		96-		•		607-021		22	30	53	81	48						11	2	
1.6 i (74 kW) Eng. AFT		4/96-		•	M/T	613-005				20	68	80								
		4/96-		•	M/T	614-005				21	94	97								
		4/96-		•	M/T	607-021		22	30	53	81	48						11	2	
		4/96-		•	M/T	617-004			33		94									
		4/96-	L			M/T	655-002		22	33		81	94		78		540	s10		
		4/96-	R			M/T	655-003		22	33		81	94		78		774	s10		



































Cordoba I (6K2/C2/6K5), Vario '93-'99			L/R			NOTE	CIFAM ref.	ABS	A	B	C	D	E	F	H	I	L	M	Fig		
1.6i (52-54-55 kW) Eng. 1F		9/96-		●		M/T, Vario	613-048				22	83	79								
		96-		●		M/T, Exc. Vario	613-005				20	68	80								
		96-			●		M/T, Exc. Vario	614-004				21	89	97							
		9/96-		●			M/T, Vario	607-009		22	30	53	90	49						11	2
		96-		●			M/T, Exc. Vario	607-021		22	30	53	81	48						11	2
		9/96-	L		●		M/T, Vario	617-010B			33		100								
		9/96-	R		●		M/T, Vario	617-010A			33		100								
		96-			●		M/T, Exc. Vario	617-003			33		92								
		96-	L				M/T, Exc. Vario	655-121		22	33		81	94		78			562	s10	
		96-	R				M/T, Exc. Vario	655-126		22	33		81	94		78			760	s10	
1.6i (55 kW) Eng. ABU		9/96-		●		M/T, Vario	613-048				22	83	79								
		96-		●		M/T, Exc. Vario	613-005				20	68	80								
		96-			●		M/T, Exc. Vario	614-004				21	89	97							
		9/96-		●			M/T, Vario	607-009		22	30	53	90	49						11	2
		96-		●			M/T, Exc. Vario	607-021		22	30	53	81	48						11	2
		9/96-	L		●		M/T, Vario	617-010B			33		100								
		9/96-	R		●		M/T, Vario	617-010A			33		100								
		96-			●		M/T, Exc. Vario	617-003			33		92								
		96-	L				M/T, Exc. Vario	655-121		22	33		81	94		78			562	s10	
		96-	R				M/T, Exc. Vario	655-126		22	33		81	94		78			760	s10	
1.6i (55 kW) Eng. AEE/ ALM		9/96-		●		M/T, Vario	613-048				22	83	79								
		96-		●		M/T, Exc. Vario	613-005				20	68	80								
		96-			●		M/T, Exc. Vario	614-004				21	89	97							
		9/96-		●			M/T, Vario	607-009		22	30	53	90	49						11	2
		96-		●			M/T, Exc. Vario	607-021		22	30	53	81	48						11	2
		9/96-	L		●		M/T, Vario	617-010B			33		100								
		9/96-	R		●		M/T, Vario	617-010A			33		100								
		96-			●		M/T, Exc. Vario	617-003			33		92								
		96-	L				M/T, Exc. Vario	655-121		22	33		81	94		78			562	s10	
		96-	R				M/T, Exc. Vario	655-126		22	33		81	94		78			760	s10	

































Cordoba I (6K2/C2/6K5), Vario '93-'99		L/R			NOTE	CIFAM ref.	ABS	A	B	C	D	E	F	H	I	L	M	Fig	
1.8 i (66 kW) Eng. ABS/ ADZ		10/93-		•	M/T+A/T	613-048				22	83	79							
		10/93-		•	M/T+A/T	607-009		22	30	53	90	49					11	2	
		10/93-	L		•	M/T+A/T	617-010B			33		100							
		10/93-	R		•	M/T+A/T	617-010A			33		100							
		10/93-	L			-ABS	655-339		22	33		90	100		78		532	s10	
		10/93-	R			-ABS	655-615		22	33		90	100		78		769	s10	
1.8 i 16v (95 kW) Eng. ADL		10/93-		•	M/T+A/T	613-048				22	83	79							
		10/93-		•	M/T+A/T	607-009		22	30	53	90	49					11	2	
		10/93-	L		•	M/T+A/T	617-010B			33		100							
		10/93-	R		•	M/T+A/T	617-010A			33		100							
		10/93-	L			-ABS	655-339		22	33		90	100		78		532	s10	
		10/93-	R				655-615		22	33		90	100		78		769	s10	
1.9 D (47-50 kW) Eng. 1Y		93-		•	M/T	613-005				20	68	80							
		93-		•	M/T	614-005				21	94	97							
		93-		•	M/T	607-021		22	30	53	81	48					11	2	
		93-		•	M/T	617-004			33		94								
		10/93-	L				655-002		22	33		81	94		78		540	s10	
		10/93-	R				655-003		22	33		81	94		78		774	s10	
1.9 SDi (47 kW) Eng. AEF/ AEY		96-		•		613-005				20	68	80							
		96-		•		607-021		22	30	53	81	48					11	2	
1.9 TD (50-55 kW) Eng. AAZ		10/93-		•	M/T	613-048				22	83	79							
		10/93-		•	M/T	607-009		22	30	53	90	49					11	2	
		10/93-	L			-ABS	655-339		22	33		90	100		78		532	s10	
		10/93-	R				655-615		22	33		90	100		78		769	s10	
1.9 TDi (66 kW) Eng. 1Z/ AHU/ ANU		96-		•	M/T	613-048				22	83	79							
		96-		•	M/T	607-009		22	30	53	90	49					11	2	
1.9 TDi (81 kW) Eng. AFN		97-99		•	M/T	613-048				22	83	79							
		97-99		•	M/T	607-009		22	30	53	90	49					11	2	




































































<b>Cordoba I (6K2/C2/6K5), Vario '93-'99</b>			L/R			NOTE	CIFAM ref.	ABS	A	B	C	D	E	F	H	I	L	M	Fig	
2.0 i (85 kW) Eng. 2E/ AGG/ ADY		10/93-		•		M/T	613-048				22	83	79							
		10/93-		•		M/T	607-009		22	30	53	90	49					11	2	
		10/93-	L		•		M/T	617-010B			33		100							
		10/93-	R		•		M/T	617-010A			33		100							
		10/93-	L				-ABS	655-339		22	33		90	100		78			532	s10
		10/93-	R					655-615		22	33		90	100		78			769	s10
2.0 i 16v (110 kW) Eng. ABF		8/96-6/99		•		M/T	613-152				26	87	117							
		8/96-6/99		•		M/T	607-189		36	30	52,8	90	40					11	2	
		8/96-6/99	L		•		M/T	617-010B			33		100							
		8/96-6/99	R		•		M/T	617-010A			33		100							
<b>Cordoba II (6K2/6K5), Vario '99-'02</b>			L/R			NOTE	CIFAM ref.	ABS	A	B	C	D	E	F	H	I	L	M	Fig	
1.0 (37 kW) Eng. ALD/ ANV/ AUC		99-02		•			613-005				20	68	80							
		99-02		•			607-021		22	30	53	81	48					11	2	
1.0 16v (51 kW) Eng. AST/ AVZ		00-02		•			613-005				20	68	80							
		00-02		•			607-021		22	30	53	81	48					11	2	
1.4 (44 kW) Eng. AEX/ AKV/ APQ		99-02		•			613-005				20	68	80							
		99-02		•			607-021		22	30	53	81	48					11	2	
1.4 (44 kW) Eng. AKK/ AUD/ ANW		99-02		•			613-005				20	68	80							
		99-02		•			607-021		22	30	53	81	48					11	2	
1.4 16v (55 kW) Eng. APE/ AUA		00-02		•			613-005				20	68	80							
		00-02		•			607-021		22	30	53	81	48					11	2	
1.4 16v (74 kW) Eng. AFK/ ANM/ AQQ/ AUB		00-02		•			613-005				20	68	80							
		00-02		•			607-021		22	30	53	81	48					11	2	
1.6 (55 kW) Eng. ALM		99-02		•			613-005				20	68	80							
		99-02		•			607-021		22	30	53	81	48					11	2	
1.6 (74 kW) Eng. AEH/ AKL/ APF/ AUR		99-02		•			613-005				20	68	80							
		99-02		•			607-021		22	30	53	81	48					11	2	
1.9 SDi (50 kW) Eng. AGP/ AQM		99-02		•			613-005				20	68	80							
		99-02		•			607-021		22	30	53	81	48					11	2	
1.9 TDi (66 kW) Eng. AGR/ ALH		99-02		•			613-048				22	83	79							
		99-02		•			607-009		22	30	53	90	49					11	2	


























<b>Cordoba II (6K2/6K5), Vario '99-'02</b>			L/R			NOTE	CIFAM ref.	ABS	A	B	C	D	E	F	H	I	L	M	Fig	
1.9 TDi (81 kW) Eng. ASK/ ASV		99-02		•			<b>613-048</b>				22	83	79							
		99-02		•			<b>607-009</b>		22	30	53	90	49						11	2
<b>Cordoba III (6L2) '02-</b>			L/R			NOTE	CIFAM ref.	ABS	A	B	C	D	E	F	H	I	L	M	Fig	
1.2 (47 kW) Eng. AZQ		2/02-		•	+SE		<b>613-272</b>				25	78	130							
		2/02-		•	+SE		<b>607-413</b>		36	30	52	85	43						11	2
1.4 16v (55 kW) Eng. BBY		2/02-		•	+SE		<b>613-272</b>				25	78	130							
		2/02-		•	+SE		<b>607-413</b>		36	30	52	85	43						11	2
1.4 16v (63 kW) Eng. BXW		07-		•			<b>613-272</b>				25	78	130							
		07-		•			<b>607-413</b>		36	30	52	85	43						11	2
1.4 16v (74 kW) Eng. BBZ		2/02-		•	+SE		<b>613-272</b>				25	78	130							
		2/02-		•	+SE		<b>607-413</b>		36	30	52	85	43						11	2
1.4 TDi (51 kW) Eng. BNM		05-		•	+SE		<b>613-283</b>				26	87	117							
		05-		•	+SE		<b>607-414</b>		36	30	52	90	43,5						11	2
1.4 TDi (55 kW) Eng. AMF		2/02-		•	+SE		<b>613-283</b>				26	87	117							
		2/02-		•	+SE		<b>607-414</b>		36	30	52	90	43,5						11	2
1.4 TDi (59 kW) Eng. BMS		05-		•			<b>613-283</b>				26	87	117							
		05-		•			<b>607-414</b>		36	30	52	90	43,5						11	2
1.6 (74 kW) Eng. BAH		2/03-		•	+SE		<b>613-283</b>				26	87	117							
		2/03-		•	+SE		<b>607-414</b>		36	30	52	90	43,5						11	2
1.9 SDi (47 kW) Eng. ASY		2/02-		•	+SE		<b>613-272</b>				25	78	130							
		2/02-		•	+SE		<b>607-413</b>		36	30	52	85	43						11	2
1.9 TDi (74 kW) Eng. ATD		2/02-		•	+SE		<b>613-283</b>				26	87	117							
		2/02-		•	+SE		<b>607-414</b>		36	30	52	90	43,5						11	2
1.9 TDi (96 kW) Eng. ASZ		02-		•	+SE		<b>613-284</b>				26	86	138							
		02-		•	A/T, 4Sp, +SE		<b>613-283</b>				26	87	117							
		02-		•	+SE		<b>607-415</b>		36	27	52	97,95	39,5						11	2
		02-		•	A/T, 4Sp, +SE		<b>607-414</b>		36	30	52	90	43,5						11	2
<b>Exeo, ST (3R) '09-</b>			L/R			NOTE	CIFAM ref.	ABS	A	B	C	D	E	F	H	I	L	M	Fig	
1.6 (75 kW) Eng. ALZ		09-		•	+ABS		<b>613-299</b>				21	85	103							
		09-		•	+ABS		<b>607-435</b>	45	38	33	59,4	87,9	34						13	1



































Exeo, ST (3R) '09-			L/R			NOTE	CIFAM ref.	ABS	A	B	C	D	E	F	H	I	L	M	Fig
1.8 T (110 kW) Eng. CFMA		09-		•		+ABS	613-379				27,3	96,5	109						
		09-		•		+ABS	607-551	45	38	27	59,6	100	34,3					13	1
1.8 TSi (118 kW) Eng. CDHB		10-		•			613-379				27,3	96,5	109						
		10-		•			607-551	45	38	27	59,6	100	34,3					13	1
1.8 TSi (88 kW) Eng. CDHA		10-		•			613-379				27,3	96,5	109						
		10-		•			607-551	45	38	27	59,6	100	34,3					13	1
2.0 TDi (105 kW) Eng. CAGA/ CJCA		09-		•		+ABS	613-379				27,3	96,5	109						
		09-		•		+ABS	607-551	45	38	27	59,6	100	34,3					13	1
2.0 TDi (125 kW) Eng. CAHA/ CGLB		09-		•			613-379				27,3	96,5	109						
		09-		•			607-551	45	38	27	59,6	100	34,3					13	1
		09-	L				+ABS	655-693	45	38			98			34		596	
		09-	R				+ABS	655-694	45	38			98			34		618	
2.0 TDi (88 kW) Eng. CAGC/ CJCC		09-		•			613-379				27,3	96,5	109						
		09-		•			607-551	45	38	27	59,6	100	34,3					13	1
		09-	L				+ABS	655-693	45	38			98			34		596	
		09-	R				+ABS	655-694	45	38			98			34		618	
2.0 TFSi (155 kW) Eng. CDND		10-		•			613-379				27,3	96,5	109						
		10-		•			607-551	45	38	27	59,6	100	34,3					13	1
2.0 TSi (147 kW) Eng. BWE		09-		•		M/T+A/T	613-379				27,3	96,5	109						
		09-		•		M/T+A/T	607-551	45	38	27	59,6	100	34,3					13	1
		09-	L				+ABS	655-693	45	38			98			34		596	
		09-	R				+ABS	655-694	45	38			98			34		618	
Fura (025A) '82-'86			L/R			NOTE	CIFAM ref.	ABS	A	B	C	D	E	F	H	I	L	M	Fig
0.9 (29 kW) Eng. 09NCA/ 100GL7000		84-86		•			613-002				20	68	80						
		84-86		•			607-019		20	20	43,1	80	55					4	3
0.9 (31 kW) Eng. HB90		82-86		•			613-002				20	68	80						
		82-86		•			607-019		20	20	43,1	80	55					4	3
Ibiza I (021A) '84-'93			L/R			NOTE	CIFAM ref.	ABS	A	B	C	D	E	F	H	I	L	M	Fig
0.9 (29 kW) Eng. 09NCA/ A112A5		90-93		•		M/T	613-534				20	68	80						
		90-93		•		M/T	607-055		22	20	48,1	80	55					4	3

<b>Ibiza I (021A) '84-'93</b>			L/R			NOTE	CIFAM ref.	ABS	A	B	C	D	E	F	H	I	L	M	Fig	
0.9 (32 kW) Eng. 146A.000		1/86-4/93		•		M/T	<b>613-534</b>				20	68	80							
		1/86-4/93		•		M/T	<b>607-055</b>		22	20	48,1	80	55					4	3	
1.2 (44-46 kW) Eng. 021A.1000		1/84-4/93		•			<b>613-534</b>				20	68	80							
		1/84-4/93		•			<b>607-055</b>		22	20	48,1	80	55					4	3	
1.2 i (52 kW) Eng. 021C.1000		89-93		•			<b>613-534</b>				20	68	80							
		89-93		•			<b>607-055</b>		22	20	48,1	80	55					4	3	
1.5 (62-63 kW) Eng. 021A.2000		11/84-5/93		•		M/T	<b>613-534</b>				20	68	80							
		11/84-5/93		•		M/T	<b>607-055</b>		22	20	48,1	80	55					4	3	
1.5 i (65 kW) Eng. 021D.2000		86-93		•		M/T	<b>613-534</b>				20	68	80							
		86-93		•		M/T	<b>607-055</b>		22	20	48,1	80	55					4	3	
1.5 i (74 kW) Eng. 021B.2000		86-93		•		M/T	<b>613-534</b>				20	68	80							
		86-93		•		M/T	<b>607-055</b>		22	20	48,1	80	55					4	3	
1.5 i Kat (66 kW) Eng. 021C.2000		86-93		•		M/T	<b>613-534</b>				20	68	80							
		86-93		•		M/T	<b>607-055</b>		22	20	48,1	80	55					4	3	
1.7 D (40-42 kW) Eng. 022A.5000		1/84-4/93		•		M/T	<b>613-534</b>				20	68	80							
		1/84-4/93		•		M/T	<b>607-055</b>		22	20	48,1	80	55					4	3	
<b>Ibiza II (6K1) '93-'99</b>			L/R			NOTE	CIFAM ref.	ABS	A	B	C	D	E	F	H	I	L	M	Fig	
1.0 (33 kW) Eng. AAU		93-96		•		M/T	<b>613-005</b>				20	68	80							
		93-96			•	M/T	<b>614-004</b>				21	89	97							
		93-96		•		M/T	<b>607-021</b>		22	30	53	81	48					11	2	
		93-96			•	M/T	<b>617-003</b>			33		92								
		93-	L			M/T	<b>655-121</b>		22	33		81	94		78			562	s10	
		93-	R			M/T	<b>655-126</b>		22	33		81	94		78			760	s10	
1.0 i (37 kW) Eng. AER/ ALD/ ALL/ ANV/ AUC		96-9/99		•		M/T	<b>613-005</b>				20	68	80							
		96-9/99			•	M/T	<b>614-004</b>				21	89	97							
		96-9/99		•		M/T	<b>607-021</b>		22	30	53	81	48					11	2	
		96-9/99			•	M/T	<b>617-003</b>			33		92								





























Ibiza II (6K1) '93-'99		L/R			NOTE	CIFAM ref.	ABS	A	B	C	D	E	F	H	I	L	M	Fig	
1.3 i (40 kW) Eng. AAV		3/93-9/99		●	M/T	613-005				20	68	80							
		3/93-9/99			●	M/T	614-004			21	89	97							
		3/93-9/99		●	M/T	607-021		22	30	53	81	48					11	2	
		3/93-9/99			●	M/T	617-003			33	92								
		93-	L			M/T	655-121		22	33		81	94		78		562	s10	
		93-	R			M/T	655-126		22	33		81	94		78		760	s10	
1.4 (44 kW) Eng. AEX/ AKV/ APQ		9/93-9/99		●	M/T	613-005				20	68	80							
		9/93-9/99			●	M/T	614-004			21	89	97							
		9/93-9/99		●	M/T	607-021		22	30	53	81	48					11	2	
		9/93-9/99			●	M/T	617-003			33	92								
		97-	L			M/T	655-121		22	33		81	94		78		562	s10	
		97-	R			M/T	655-126		22	33		81	94		78		760	s10	
1.4 (44 kW) Eng. AKK/ AUD		9/93-9/99		●	M/T	613-005				20	68	80							
		9/93-9/99			●	M/T	614-004			21	89	97							
		9/93-9/99		●	M/T	607-021		22	30	53	81	48					11	2	
		9/93-9/99			●	M/T	617-003			33	92								
		97-	L			M/T	655-121		22	33		81	94		78		562	s10	
		97-	R			M/T	655-126		22	33		81	94		78		760	s10	
1.4 (44 kW) Eng. ANW		9/93-9/99		●	M/T	613-005				20	68	80							
		9/93-9/99			●	M/T	614-004			21	89	97							
		9/93-9/99		●	M/T	607-021		22	30	53	81	48					11	2	
		9/93-9/99			●	M/T	617-003			33	92								
		97-	L			M/T	655-121		22	33		81	94		78		562	s10	
		97-	R			M/T	655-126		22	33		81	94		78		760	s10	
1.4 i (44 kW) Eng. ABD		9/93-9/99		●	M/T	613-005				20	68	80							
		9/93-9/99			●	M/T	614-004			21	89	97							
		9/93-9/99		●	M/T	607-021		22	30	53	81	48					11	2	
		9/93-9/99			●	M/T	617-003			33	92								
		93-	L			M/T	655-121		22	33		81	94		78		562	s10	
		93-	R			M/T	655-126		22	33		81	94		78		760	s10	
1.4 i 16v (74 kW) Eng. AFH		96-99		●		613-005				20	68	80							
		96-99		●		607-021		22	30	53	81	48					11	2	



























Ibiza II (6K1) '93-'99		L/R			NOTE	CIFAM ref.	ABS	A	B	C	D	E	F	H	I	L	M	Fig	
1.6 i (55 kW) Eng. AEE/ ALM		3/93-9/99		•	M/T	<b>613-005</b>				20	68	80							
		3/93-9/99		•	M/T	<b>614-004</b>				21	89	97							
		3/93-9/99		•	M/T	<b>607-021</b>		22	30	53	81	48					11	2	
		3/93-9/99		•	M/T	<b>617-003</b>			33		92								
		93-	L			M/T	<b>655-121</b>		22	33		81	94		78		562	s10	
		93-	R			M/T	<b>655-126</b>		22	33		81	94		78		760	s10	
1.6 i (74 kW) Eng. AFT		96-		•	Ch -6KW08500	<b>613-005</b>				20	68	80							
		96-		•	Ch 6KW08501-	<b>613-048</b>				22	83	79							
		96-		•	Ch -6KW08500	<b>614-005</b>				21	94	97							
		96-		•	Ch -6KW08500	<b>607-021</b>		22	30	53	81	48						11	2
		96-		•	Ch 6KW08501-	<b>607-009</b>		22	30	53	90	49						11	2
		96-		•	Ch -6KW08500	<b>617-004</b>			33		94								
		96-	L		•	Ch 6KW08501-	<b>617-010B</b>			33	100								
		96-	R		•	Ch 6KW08501-	<b>617-010A</b>			33	100								
1.6i (52-54-55 kW) Eng. 1F		3/93-9/99		•	M/T	<b>613-005</b>				20	68	80							
		3/93-9/99		•	M/T	<b>614-004</b>				21	89	97							
		3/93-9/99		•	M/T	<b>607-021</b>		22	30	53	81	48						11	2
		3/93-9/99		•	M/T	<b>617-003</b>			33		92								
		93-	L			M/T	<b>655-121</b>		22	33		81	94		78		562	s10	
		93-	R			M/T	<b>655-126</b>		22	33		81	94		78		760	s10	
1.6i (55 kW) Eng. ABU		3/93-9/99		•	M/T	<b>613-005</b>				20	68	80							
		3/93-9/99		•	M/T	<b>614-004</b>				21	89	97							
		3/93-9/99		•	M/T	<b>607-021</b>		22	30	53	81	48						11	2
		3/93-9/99		•	M/T	<b>617-003</b>			33		92								
		93-	L			M/T	<b>655-121</b>		22	33		81	94		78		562	s10	
		93-	R			M/T	<b>655-126</b>		22	33		81	94		78		760	s10	
1.8 i (66 kW) Eng. ABS/ ADZ		1/93-9/99		•	M/T+A/T	<b>613-048</b>				22	83	79							
		1/93-9/99		•	M/T+A/T	<b>607-009</b>		22	30	53	90	49						11	2
		1/93-9/99	L		•	M/T+A/T	<b>617-010B</b>			33	100								
		1/93-9/99	R		•	M/T+A/T	<b>617-010A</b>			33	100								
		93-	L			-ABS	<b>655-339</b>		22	33		90	100		78		532	s10	
		93-	R				<b>655-615</b>		22	33		90	100		78		769	s10	

Ibiza II (6K1) '93-'99		L/R			NOTE	CIFAM ref.	ABS	A	B	C	D	E	F	H	I	L	M	Fig		
1.8 i 16v (95 kW) Eng. ADL		93-96		•	M/T+A/T	613-048				22	83	79								
		93-96		•	M/T+A/T	607-009		22	30	53	90	49					11	2		
		93-96	L		•	M/T+A/T	617-010B			33		100								
		93-96	R		•	M/T+A/T	617-010A			33		100								
		93-	L			-ABS	655-339		22	33		90	100		78		532	s10		
		93-	R				655-615		22	33		90	100		78		769	s10		
1.9 D (47-50 kW) Eng. 1Y		93-96		•	M/T	613-005				20	68	80								
		93-96		•	M/T	614-005				21	94	97								
		93-96			•	M/T	607-021		22	30	53	81	48					11	2	
		93-96			•	M/T	617-004			33		94								
		93-	L				655-002		22	33		81	94		78		540	s10		
		93-	R				655-003		22	33		81	94		78		774	s10		
1.9 SDi (47 kW) Eng. AEF/ AEY		96-99		•	M/T	613-005				20	68	80								
		96-99		•	M/T	614-005				21	94	97								
		96-99			•	M/T	607-021		22	30	53	81	48					11	2	
		96-99			•	M/T	617-004			33		94								
		96-	L				655-002		22	33		81	94		78		540	s10		
		96-	R				655-003		22	33		81	94		78		774	s10		
1.9 TD (50-55 kW) Eng. AAZ		93-96		•		613-048				22	83	79								
		93-96		•		607-009		22	30	53	90	49						11	2	
		93-96	L		•		617-010B			33		100								
		93-96	R		•		617-010A			33		100								
		93-	L			-ABS	655-339		22	33		90	100		78		532	s10		
		93-	R				655-615		22	33		90	100		78		769	s10		
1.9 TDi (66 kW) Eng. 1Z/ AHU/ ANU		96-8/99		•		613-048				22	83	79								
		96-8/99		•		607-009		22	30	53	90	49						11	2	
		96-8/99	L		•		617-010B			33		100								
		96-8/99	R		•		617-010A			33		100								
		96-3/99	L				655-339		22	33		90	100		78		532	s10		
		96-3/99	R				655-615		22	33		90	100		78		769	s10		
1.9 TDi (81 kW) Eng. AFN		97-99		•		613-005				20	68	80								
		97-99		•		607-021		22	30	53	81	48					11	2		





























<b>Ibiza II (6K1) '93-'99</b>			L/R			NOTE	CIFAM ref.	ABS	A	B	C	D	E	F	H	I	L	M	Fig	
2.0 i (85 kW) Eng. 2E/ AGG		3/93-9/99		•		M/T	<b>613-048</b>				22	83	79							
		3/93-9/99		•		M/T	<b>607-009</b>		22	30	53	90	49					11	2	
		3/93-9/99	L		•		M/T	<b>617-010B</b>			33		100							
		3/93-9/99	R		•		M/T	<b>617-010A</b>			33		100							
		93-	L				-ABS	<b>655-339</b>		22	33		90	100		78			532	s10
		93-	R				-ABS	<b>655-615</b>		22	33		90	100		78			769	s10
<b>Ibiza III (6K1) '99-'02</b>			L/R			NOTE	CIFAM ref.	ABS	A	B	C	D	E	F	H	I	L	M	Fig	
1.0 (37 kW) Eng. ALD/ ANV/ AUC		99-02		•			<b>613-005</b>				20	68	80							
		99-02		•			<b>607-021</b>		22	30	53	81	48					11	2	
1.4 (44 kW) Eng. AKK/ AUD		99-02		•			<b>613-005</b>				20	68	80							
		99-02		•			<b>607-021</b>		22	30	53	81	48					11	2	
1.4 (44 kW) Eng. ANW		99-02		•			<b>613-005</b>				20	68	80							
		99-02		•			<b>607-021</b>		22	30	53	81	48					11	2	
1.4 16v (55 kW) Eng. APE		00-02		•			<b>613-005</b>				20	68	80							
		00-02		•			<b>607-021</b>		22	30	53	81	48					11	2	
1.4 16v (55 kW) Eng. AUA		00-02		•			<b>613-005</b>				20	68	80							
		00-02		•			<b>607-021</b>		22	30	53	81	48					11	2	
1.4 16v (74 kW) Eng. AFK/ ANM/ AQQ/ AUB		99-02		•			<b>613-005</b>				20	68	80							
		99-02		•			<b>607-021</b>		22	30	53	81	48					11	2	
1.6 (55 kW) Eng. ALM		99-02		•			<b>613-005</b>				20	68	80							
		99-02		•			<b>607-021</b>		22	30	53	81	48					11	2	
1.6 (74 kW) Eng. AEH/ AKL/ APF/ AUR		99-02		•			<b>613-005</b>				20	68	80							
		99-02		•			<b>607-021</b>		22	30	53	81	48					11	2	
1.8 T. 20v Cupra (115 kW) Eng. AQX/ AYP		00-02		•			<b>613-005</b>				20	68	80							
		00-02		•			<b>607-021</b>		22	30	53	81	48					11	2	
1.9 SDi (50 kW) Eng. AGP/ AQM		99-02		•			<b>613-005</b>				20	68	80							
		99-02		•			<b>607-021</b>		22	30	53	81	48					11	2	
1.9 TDi (66 kW) Eng. AGR/ ALH/ ALK		99-02		•			<b>613-048</b>				22	83	79							
		99-02		•			<b>607-009</b>		22	30	53	90	49					11	2	
1.9 TDi (81 kW) Eng. ASK/ ASV		99-02		•			<b>613-048</b>				22	83	79							
		99-02		•			<b>607-009</b>		22	30	53	90	49					11	2	





































































Ibiza IV (6L1) '02-'08		L/R			NOTE	CIFAM ref.	ABS	A	B	C	D	E	F	H	I	L	M	Fig
1.2 (47 kW) Eng. AZQ/ BME		2/02-		●	+SE	613-272				25	78	130						
		2/02-		●	+SE	607-413		36	30	52	85	43					11	2
1.2 12v (51 kW) Eng. BXV		3/07-6/08		●	+ABS, A/T	613-379				27,3	96,5	109						
		3/07-6/08		●	+ABS, A/T	607-551	45	38	27	59,6	100	34,3					13	1
		07-08	L			655-611		36	33		85	94		59		501	s10	
		07-08	R			655-612		36	33		85	94		59		750	s10	
1.4 16v (55 kW) Eng. BBY/ BKY		2/02-		●	+SE	613-272				25	78	130						
		2/02-		●	+SE	607-413		36	30	52	85	43					11	2
		02-08	L			655-611		36	33		85	94		59		501	s10	
		02-08	R			655-612		36	33		85	94		59		750	s10	
1.4 16v (63 kW) Eng. BXW		07-		●	+ABS, A/T	613-379				27,3	96,5	109						
		07-		●	+ABS, A/T	607-551	45	38	27	59,6	100	34,3					13	1
		07-08	L			655-611		36	33		85	94		59		501	s10	
		07-08	R			655-612		36	33		85	94		59		750	s10	
1.4 16v (74 kW) Eng. AUB/ BBZ		2/02-		●	+SE	613-272				25	78	130						
		2/02-		●	+SE	607-413		36	30	52	85	43					11	2
		02-08	L			655-611		36	33		85	94		59		501	s10	
		02-08	R			655-612		36	33		85	94		59		750	s10	
1.4 TDi (51 kW) Eng. BNM		05-08		●	+SE	613-283				26	87	117						
		05-08		●	+SE	607-414		36	30	52	90	43,5					11	2
		05-08	L			655-875		36			90	94		59		501	s10	
		05-08	R			655-876		36			90	94		59		753	s10	
1.4 TDi (55 kW) Eng. AMF		02-08		●	+SE	613-283				26	87	117						
		02-08		●	+SE	607-414		36	30	52	90	43,5					11	2
		02-08	L			655-613		36			90			59		471	s1	
		02-08	R			655-614		36			90			59		757	s10	
1.4 TDi (59 kW) Eng. BMS/ BNV		06-		●	+ABS, A/T	613-379				27,3	96,5	109						
		06-		●	+ABS, A/T	607-551	45	38	27	59,6	100	34,3					13	1
1.6 (74 kW) Eng. BAH		03-		●	+SE	613-283				26	87	117						
		03-		●	+SE	607-414		36	30	52	90	43,5					11	2
		03-08		●	M/T, Exc. Doppia Frizione/Double Clutch	617-010C			33		100							



































Ibiza IV (6L1) '02-'08		L/R			NOTE	CIFAM ref.	ABS	A	B	C	D	E	F	H	I	L	M	Fig		
1.6 16v (77 kW) Eng. BTS		06-08		•		<b>613-283</b>				26	87	117								
		06-08		•		<b>607-414</b>		36	30	52	90	43,5						11	2	
1.8 T. Cupra R (132 kW) Eng. BBU/ BLZ		04-08		•	+SE	<b>613-272</b>				25	78	130								
		04-08		•	+SE	<b>607-413</b>		36	30	52	85	43						11	2	
		04-08			•	M/T, Exc. Doppia Frizione/Double Clutch	<b>617-010C</b>			33		100								
1.8 T. FR (110 kW) Eng. BKV/ BJX		03-08		•	+SE	<b>613-272</b>				25	78	130								
		03-08		•	+SE	<b>607-413</b>		36	30	52	85	43						11	2	
		03-08			•	M/T, Exc. Doppia Frizione/Double Clutch	<b>617-010C</b>			33		100								
1.9 SDi (47 kW) Eng. ASY		2/02-		•	+SE	<b>613-272</b>				25	78	130								
		2/02-		•	+SE	<b>607-413</b>		36	30	52	85	43						11	2	
		02-08	L				<b>655-611</b>		36	33		85	94		59		501	s10		
		02-08	R				<b>655-612</b>		36	33		85	94		59		750	s10		
1.9 TDi (74 kW) Eng. ATD/ AXR/ BMT		2/02-		•	+SE	<b>613-283</b>				26	87	117								
		2/02-		•	+SE	<b>607-414</b>		36	30	52	90	43,5						11	2	
1.9 TDi (96 kW) Eng. ASZ		02-		•	+SE	<b>613-284</b>				26	86	138								
		02-		•	A/T, 4Sp, +SE	<b>613-283</b>				26	87	117								
		02-		•	+SE	<b>607-415</b>		36	27	52	97,95	39,5						11	2	
		02-		•	A/T, 4Sp, +SE	<b>607-414</b>		36	30	52	90	43,5						11	2	
		02-	L			Ch 6L4030301-	<b>655-874</b>		36			98	108		58		464	s10		
		02-	L			M/T, Ch -6L4030300	<b>655-741</b>		36			98	108		58		464	s10		
02-	R			M/T	<b>655-742</b>		36			98	108		58		774	s10				
1.9 TDi Cupra R (110 kW) Eng. ARL		04-		•	+SE	<b>613-272</b>				25	78	130								
		04-		•	+SE	<b>607-413</b>		36	30	52	85	43						11	2	
1.9 TDi Cupra R (118 kW) Eng. BPX		04-		•	+SE	<b>613-284</b>				26	86	138								
		04-		•	+SE	<b>607-415</b>		36	27	52	97,95	39,5						11	2	
		04-08	L			M/T	<b>655-874</b>		36			98	108		58		464	s10		
		04-08	R			M/T	<b>655-742</b>		36			98	108		58		774	s10		
2.0 (85 kW) Eng. AZL/ BBX		02-		•		<b>613-283</b>				26	87	117								
		02-		•		<b>607-414</b>		36	30	52	90	43,5						11	2	







































Leon I (1M1) '99-'05		L/R			NOTE	CIFAM ref.	ABS	A	B	C	D	E	F	H	I	L	M	Fig		
1.4 16v (55 kW) Eng. AHW/ AXP/ BCA		99-		•		613-154				22	76	113								
		99-05			•	614-020				21	94	97								
		99-		•		607-241		36	30	53	81	40						11	2	
		99-05			•	617-022			33		94									
		99-05	L			M/T	655-207		36	33		81	92		74		554	s14		
		99-05	R			M/T	655-208		36	33		81	92		74		822	s14		
1.4 16v (55 kW) Eng. APE		99-		•		613-154				22	76	113								
		99-05			•	614-020				21	94	97								
		99-		•		607-241		36	30	53	81	40						11	2	
		99-05			•	617-022			33		94									
		99-05	L			M/T	655-207		36	33		81	92		74		554	s14		
		99-05	R			M/T	655-208		36	33		81	92		74		822	s14		
1.6 (74 kW) Eng. AEH/ AKL		99-05		•		613-152				26	87	117								
		99-05			•	614-020				21	94	97								
		99-05		•		607-189		36	30	52,8	90	40						11	2	
		99-05			•	617-022			33		94									
		99-05	L			M/T	655-207		36	33		81	92		74		554	s14		
		99-05	R			M/T	655-208		36	33		81	92		74		822	s14		
1.6 16v (77 kW) Eng. AUS/ AZD/ BCB		99-		•		613-152				26	87	117								
		99-		•		607-189		36	30	52,8	90	40						11	2	
		99-05	L			M/T	655-779		36			90			78		543			
		99-05	R			M/T	655-758		36			90			78		810			
1.8 20v (92 kW) Eng. AGN/ APG		99-		•		613-152				26	87	117								
		99-		•		607-189		36	30	52,8	90	40						11	2	
		99-05			•	M/T, Exc. Doppia Frizione/Double Clutch	617-010C		33		100									
		99-	L				655-358		36	33		90	100		78		553	s10		
		99-	R				655-211		36	33		90	100		78		823	s10		
1.8 20v T. (132 kW) Eng. APP/ AUQ		99-		•		613-293				25	90	107								
		99-		•		607-428		36	27	53	98	40						11	2	
		99-05			•	M/T, Exc. Doppia Frizione/Double Clutch	617-010C		33		100									


































<b>Leon I (1M1) '99-'05</b>			L/R			NOTE	CIFAM ref.	ABS	A	B	C	D	E	F	H	I	L	M	Fig		
1.8 20v T4 (132 kW) Eng. AJQ/ ARY		99-		●			<b>613-293</b>				25	90	107								
		99-		●			<b>607-428</b>		36	27	53	98	40						11	2	
		99-05			●	M/T, Exc. Doppia Frizione/Double Clutch	<b>617-010C</b>			33		100									
1.8 T. Cupra R (154 kW) Eng. AMK		02-		●			<b>613-293</b>				25	90	107								
		02-		●			<b>607-428</b>		36	27	53	98	40						11	2	
1.8 T. Cupra R (165 kW) Eng. BAM		03-		●			<b>613-293</b>				25	90	107								
		03-		●			<b>607-428</b>		36	27	53	98	40						11	2	
1.9 SDi (50 kW) Eng. AGP/ AQM		99-		●			<b>613-154</b>				22	76	113								
		99-05			●		<b>614-020</b>				21	94	97								
		99-		●			<b>607-241</b>		36	30	53	81	40						11	2	
		99-05			●		<b>617-022</b>			33		94									
1.9 TDi (66 kW) Eng. AGR/ ALH		99-05		●			<b>613-152</b>				26	87	117								
		99-05		●			<b>607-189</b>		36	30	52,8	90	40						11	2	
		99-05	L			M/T	<b>655-358</b>		36	33		90	100	78				553	s10		
		99-05	R			M/T	<b>655-211</b>		36	33		90	100	78				823	s10		
1.9 TDi (81 kW) Eng. AHF/ ASV		99-		●			<b>613-152</b>				26	87	117								
		99-		●			<b>607-189</b>		36	30	52,8	90	40						11	2	
		99-05	L			M/T	<b>655-358</b>		36	33		90	100	78				553	s10		
		99-05	R			M/T	<b>655-211</b>		36	33		90	100	78				823	s10		
1.9 TDi (96 kW) Eng. ASZ		03-05		●			<b>613-154</b>				22	76	113								
		03-05		●			<b>607-241</b>		36	30	53	81	40						11	2	
1.9 TDi, Syncro (110 kW) Eng. ARL		01-		●			<b>613-293</b>				25	90	107								
		01-		●			<b>607-428</b>		36	27	53	98	40						11	2	
					●	M/T, Exc. Doppia Frizione/Double Clutch	<b>617-010C</b>			33		100									
2.8 Cupra 4 (150 kW) Eng. AUE/ BDE		01-		●			<b>613-293</b>				25	90	107								
		01-		●			<b>607-428</b>		36	27	53	98	40						11	2	
		01-05			●	M/T, Exc. Doppia Frizione/Double Clutch	<b>617-010C</b>			33		100									
<b>Leon II (1P1) '05-</b>			L/R			NOTE	CIFAM ref.	ABS	A	B	C	D	E	F	H	I	L	M	Fig		
1.2 TSi (77 kW) Eng. CBZB		10-		●			<b>613-319</b>				26	87	117								
		10-		●			<b>607-467</b>		36	30	59,5	90	40						13	2	






















Leon II (1P1) '05-		L/R			NOTE	CIFAM ref.	ABS	A	B	C	D	E	F	H	I	L	M	Fig
1.4 16v (55 kW) Eng. BBY		05-	•			613-321				22	76	113						
		05-	•			607-465		36	30	59,5	81	40,3					13	2
1.4 16v (63 kW) Eng. BXW/ CGGB		07-	•			613-319				26	87	117						
		07-	•			607-462		36	30	59,6	89,9	40					13	2
		07-		•	M/T, Exc. Doppia Frizione/Double Clutch	617-010C			33		100							
1.4 TSi (92 kW) Eng. CAXA/ CAXC		07-	•			613-319				26	87	117						
		07-	•			607-467		36	30	59,5	90	40					13	2
1.6 (75 kW) Eng. BSE/ BSF		05-	•			613-319				26	87	117						
		05-	•			607-467		36	30	59,5	90	40					13	2
		05-		•	M/T, Exc. Doppia Frizione/Double Clutch	617-010C			33		100							
1.6 LPG (75 kW) Eng. CHGA/ CMXA		09-	•			613-320				25	90	107						
		09-	•			607-467		36	30	59,5	90	40					13	2
1.6 TDi (66 kW) Eng. CAYB		10-	•			613-319				26	87	117						
		10-	•			607-467		36	30	59,5	90	40					13	2
1.6 TDi (77 kW) Eng. CAYC		10-	•		Doppia Frizione/Double Clutch	613-480				25,5	94	116						
		10-	•		Doppia Frizione/Double Clutch	607-708		36	33	59,5	93,7	39,8					13	2
1.8 16v TFSI (118 kW) Eng. BZB/ CDAA		07-	•		Doppia Frizione/Double Clutch	613-480				25,5	94	116						
		07-	•		Doppia Frizione/Double Clutch	607-708		36	33	59,5	93,7	39,8					13	2
1.9 TDi (66 kW) Eng. BXF		07-	•			613-319				26	87	117						
		09-	•			607-467		36	30	59,5	90	40					13	2
1.9 TDi (77 kW) Eng. BKC/ BLS/ BXE		05-	•			613-319				26	87	117						
		05-	•			607-467		36	30	59,5	90	40					13	2
		05-		•	M/T, Exc. Doppia Frizione/Double Clutch	617-010C			33		100							
2.0 FSi (110 kW) Eng. BLR/ BLY/ BVY/ BVZ		05-	•		M/T	613-319				26	87	117						
		05-	•		M/T, 6Sp	613-320				25	90	107						
		05-	•		M/T	607-467		36	30	59,5	90	40					13	2
		05-	•		M/T, 6Sp	607-463		36	27	59,5	97,95	40,5					13	2
		05-		•	M/T, Exc. Doppia Frizione/Double Clutch	617-010C			33		100							
2.0 TDi (100 kW) Eng. AZV		05-	•			613-320				25	90	107						
		05-	•			607-463		36	27	59,5	97,95	40,5					13	2






















<b>Leon II (1P1) '05-</b>			L/R			NOTE	CIFAM ref.	ABS	A	B	C	D	E	F	H	I	L	M	Fig	
2.0 TDi (103 kW) Eng. BKD/ BMM/ CFHC/ CLCB		05-		●		M/T+A/T	<b>613-320</b>				25	90	107							
		05-		●		M/T+A/T	<b>607-463</b>		36	27	59,5	97,95	40,5						13	2
2.0 TDi DPF (125 kW) Eng. BMN/ CEGA/ CFJA		06-		●			<b>613-320</b>				25	90	107							
		06-		●		6Sp	<b>613-436</b>				27,3	96,5	109							
		06-		●			<b>607-463</b>		36	27	59,5	97,95	40,5						13	2
		06-		●		6Sp	<b>607-658</b>		36	27	59,5	100,1	40						13	1
2.0 TFSi (136 kW) Eng. BWA		05-		●		M/T, 6Sp	<b>613-320</b>				25	90	107							
		05-		●		M/T, 6Sp	<b>607-463</b>		36	27	59,5	97,95	40,5						13	2
2.0 TFSi (147 kW) Eng. BWA		05-		●			<b>613-320</b>				25	90	107							
		05-		●			<b>607-463</b>		36	27	59,5	97,95	40,5						13	2
2.0 TFSi Cupra (177 kW) Eng. BWJ/ CDLD		06-		●			<b>613-320</b>				25	90	107							
		06-		●			<b>607-463</b>		36	27	59,5	97,95	40,5						13	2
2.0 TSi (155 kW) Eng. CCZB		09-		●			<b>613-320</b>				25	90	107							
		09-		●			<b>607-463</b>		36	27	59,5	97,95	40,5						13	2
2.0 TSi (195 kW) Eng. CDLA		10-		●			<b>613-320</b>				25	90	107							
		10-		●			<b>607-463</b>		36	27	59,5	97,95	40,5						13	2
<b>Malaga (023A) '84-'93</b>			L/R			NOTE	CIFAM ref.	ABS	A	B	C	D	E	F	H	I	L	M	Fig	
1.2 (44-46 kW) Eng. 021A.1000		84-93		●		M/T	<b>613-534</b>				20	68	80							
		84-93		●		M/T	<b>607-055</b>		22	20	48,1	80	55						4	3
1.2 i (52 kW) Eng. 021C.1000		89-93		●		M/T	<b>613-534</b>				20	68	80							
		89-93		●		M/T	<b>607-055</b>		22	20	48,1	80	55						4	3
1.5 (63 kW) Eng. 021A.2000		5/85-12/93		●		M/T	<b>613-534</b>				20	68	80							
		5/85-12/93		●		M/T	<b>607-055</b>		22	20	48,1	80	55						4	3
1.5 i (74 kW) Eng. 021B.2000		87-93		●		M/T	<b>613-534</b>				20	68	80							
		87-93		●		M/T	<b>607-055</b>		22	20	48,1	80	55						4	3
1.5 i Kat (66 kW) Eng. 021C.2000		86-93		●		M/T	<b>613-534</b>				20	68	80							
		86-93		●		M/T	<b>607-055</b>		22	20	48,1	80	55						4	3
1.7 D (40-42 kW) Eng. 022A.5000		5/85-12/93		●		M/T	<b>613-534</b>				20	68	80							
		5/85-12/93		●		M/T	<b>607-055</b>		22	20	48,1	80	55						4	3






























<b>Marbella (28) '86-'98</b>			L/R			NOTE	CIFAM ref.	ABS	A	B	C	D	E	F	H	I	L	M	Fig	
0.8 (25 kW) Eng. 08NCA/ 100GB		86-93		•		M/T	<b>613-002</b>				20	68	80							
		86-93		•		M/T	<b>607-019</b>		20	20	43,1	80	55						4	3
0.9, Kat (29 kW) Eng. 09NCA/ B		87-		•		M/T	<b>613-002</b>				20	68	80							
		87-		•		M/T	<b>607-019</b>		20	20	43,1	80	55						4	3
1.0 (33 kW)		1/87-12/93		•		M/T	<b>613-002</b>				20	68	80							
		1/87-12/93		•		M/T	<b>607-019</b>		20	20	43,1	80	55						4	3
1.3 D (27 kW) Eng. 156A5.000		1/87-12/93		•		M/T	<b>613-002</b>				20	68	80							
		1/87-12/93		•		M/T	<b>607-019</b>		20	20	43,1	80	55						4	3
<b>Panda (141A) '80-'98</b>			L/R			NOTE	CIFAM ref.	ABS	A	B	C	D	E	F	H	I	L	M	Fig	
0.8 (25 kW) Eng. 100GL6.000		81-85		•			<b>613-002</b>				20	68	80							
		81-85		•			<b>607-019</b>		20	20	43,1	80	55						4	3
0.9 (31-33 kW) Eng. 100GL3.000/ 146A.000		3/80-		•			<b>613-002</b>				20	68	80							
		3/80-		•			<b>607-019</b>		20	20	43,1	80	55						4	3
<b>Panda Trans '80-'86</b>			L/R			NOTE	CIFAM ref.	ABS	A	B	C	D	E	F	H	I	L	M	Fig	
All models				•			<b>613-001</b>				20	68	80							
				•			<b>607-001</b>		20	20	43,1	80	55						4	3
<b>Ronda (022A) '82-'88</b>			L/R			NOTE	CIFAM ref.	ABS	A	B	C	D	E	F	H	I	L	M	Fig	
1.2 (44-46 kW) Eng. 021A.1000		84-12/86		•		M/T	<b>613-534</b>				20	68	80							
		84-12/86		•		M/T	<b>607-055</b>		22	20	48,1	80	55						4	3
1.2 (47 kW) Eng. 124B6.000		8/83-85		•		M/T	<b>613-534</b>				20	68	80							
		8/83-85		•		M/T	<b>607-055</b>		22	20	48,1	80	55						4	3
1.4 (54 kW) Eng. 124B7.000		-7/83		•		M/T	<b>613-002</b>				20	68	80							
		8/83-12/86		•		M/T	<b>613-534</b>				20	68	80							
		-7/83		•		M/T	<b>607-002</b>		22	20	48,1	80	55						4	3
		8/83-12/86		•		M/T	<b>607-055</b>		22	20	48,1	80	55						4	3
1.5 (62-63 kW) Eng. 021A.2000		84-12/86		•		M/T	<b>613-534</b>				20	68	80							
		84-12/86		•		M/T	<b>607-055</b>		22	20	48,1	80	55						4	3














































<b>Ronda (022A) '82-'88</b>			L/R			NOTE	CIFAM ref.	ABS	A	B	C	D	E	F	H	I	L	M	Fig		
1.6 (68 kW) Eng. 022A000/ 138AR6000		83-85		•			<b>613-003</b>				20	75	105								
		83-85			•		<b>614-002</b>				25	62	81								
		83-85		•			<b>607-003</b>		22	25	48,1	85	58					4	2		
		83-85			•		<b>617-002</b>			25		100									
1.7 D (40-42 kW) Eng. 022A.5000		6/82-12/86		•		M/T	<b>613-534</b>				20	68	80								
		6/82-12/86		•		M/T	<b>607-055</b>		22	20	48,1	80	55					4	3		
<b>Terra (24) '87-'96</b>			L/R			NOTE	CIFAM ref.	ABS	A	B	C	D	E	F	H	I	L	M	Fig		
0.9, Kat (29 kW) Eng. 09NCA/ B		87-12/96		•			<b>613-002</b>				20	68	80								
		87-12/96		•			<b>607-019</b>		20	20	43,1	80	55					4	3		
1.3 D (33 kW) Eng. MN		90-94		•			<b>613-002</b>				20	68	80								
		90-94		•			<b>607-019</b>		20	20	43,1	80	55					4	3		
1.4 D (35 kW) Eng. 1W		90-95		•			<b>613-002</b>				20	68	80								
		90-95		•			<b>607-019</b>		20	20	43,1	80	55					4	3		
<b>Toledo I (1L) '91-'99</b>			L/R			NOTE	CIFAM ref.	ABS	A	B	C	D	E	F	H	I	L	M	Fig		
1.6 i (54 kW) Eng. EZ/ ABN		5/91-		•		M/T	<b>613-048</b>				22	83	79								
		5/91-		•		M/T	<b>607-009</b>		22	30	53	90	49					11	2		
		5/91-	L		•		M/T	<b>617-010B</b>			33		100								
		5/91-	R		•		M/T	<b>617-010A</b>			33		100								
		5/91-	L				-ABS	<b>655-339</b>		22	33		90	100		78			532	s10	
		5/91-	R					<b>655-615</b>		22	33		90	100		78			769	s10	
1.6 i (74 kW) Eng. AFT		96-3/99		•		M/T	<b>613-005</b>				20	68	80								
		96-3/99			•	M/T	<b>614-005</b>				21	94	97								
		96-3/99		•		M/T	<b>607-021</b>		22	30	53	81	48					11	2		
		96-3/99			•	M/T	<b>617-004</b>			33		94									
1.6i (52-54-55 kW) Eng. 1F		5/91-		•		M/T	<b>613-048</b>				22	83	79								
		5/91-		•		M/T	<b>607-009</b>		22	30	53	90	49					11	2		
		5/91-	L		•		M/T	<b>617-010B</b>			33		100								
		5/91-	R		•		M/T	<b>617-010A</b>			33		100								
		5/91-	L				-ABS	<b>655-339</b>		22	33		90	100		78			532	s10	
		5/91-	R					<b>655-615</b>		22	33		90	100		78			769	s10	

Toledo I (1L) '91-'99			L/R			NOTE	CIFAM ref.	ABS	A	B	C	D	E	F	H	I	L	M	Fig	
1.8 16v (92 kW) Eng. PL		5/91-	L			-ABS	<b>655-339</b>		22	33		90	100		78		532	s10		
		5/91-	R				<b>655-615</b>		22	33		90	100		78		769	s10		
1.8 i (65 kW) Eng. RP		91-12/96			•	M/T	<b>613-048</b>				22	83	79							
		91-12/96			•	M/T	<b>607-009</b>		22	30	53	90	49					11	2	
		91-12/96	L		•	M/T	<b>617-010B</b>				33		100							
		91-12/96	R		•	M/T	<b>617-010A</b>				33		100							
		5/91-	L				-ABS	<b>655-339</b>		22	33		90	100		78		532	s10	
		5/91-	R					<b>655-615</b>		22	33		90	100		78		769	s10	
1.8 i (66 kW) Eng. ABS/ ADZ		93-12/96			•	M/T	<b>613-048</b>				22	83	79							
		93-12/96			•	M/T	<b>607-009</b>		22	30	53	90	49					11	2	
		93-12/96	L		•	M/T	<b>617-010B</b>				33		100							
		93-12/96	R		•	M/T	<b>617-010A</b>				33		100							
1.9 D (47-50 kW) Eng. 1Y		12/95-3/99			•	M/T	<b>613-005</b>				20	68	80							
		5/91-11/95			•	M/T	<b>613-048</b>				22	83	79							
		12/95-3/99			•	M/T	<b>614-005</b>				21	94	97							
		12/95-3/99			•	M/T	<b>607-021</b>		22	30	53	81	48						11	2
		5/91-11/95			•	M/T	<b>607-009</b>		22	30	53	90	49						11	2
		12/95-3/99			•	M/T	<b>617-004</b>				33		94							
		5/91-11/95	L		•	M/T	<b>617-010B</b>				33		100							
		5/91-11/95	R		•	M/T	<b>617-010A</b>				33		100							
		5/91-	L					<b>655-002</b>		22	33		81	94		78		540	s10	
		5/91-	L				-ABS	<b>655-339</b>		22	33		90	100		78		532	s10	
5/91-		R					<b>655-003</b>		22	33		81	94		78		774	s10		
5/91-		R					<b>655-615</b>		22	33		90	100		78		769	s10		
1.9 SDi (47 kW) Eng. AEF/ AEY		12/95-3/99			•	M/T	<b>613-005</b>				20	68	80							
		12/95-3/99			•	M/T	<b>614-005</b>				21	94	97							
		12/95-3/99			•	M/T	<b>607-021</b>		22	30	53	81	48					11	2	
		12/95-3/99			•	M/T	<b>617-004</b>				33		94							
		95-99	L					<b>655-002</b>		22	33		81	94		78		540	s10	
		95-99	L				-ABS	<b>655-339</b>		22	33		90	100		78		532	s10	
		95-99	R					<b>655-003</b>		22	33		81	94		78		774	s10	
95-99		R					<b>655-615</b>		22	33		90	100		78		769	s10		


















Toledo I (1L) '91-'99			L/R			NOTE	CIFAM ref.	ABS	A	B	C	D	E	F	H	I	L	M	Fig	
1.9 TD (50-55 kW) Eng. AAZ		5/91-3/99		•		M/T	613-048				22	83	79							
		5/91-3/99		•		M/T	607-009		22	30	53	90	49					11	2	
		5/91-3/99	L		•		M/T	617-010B			33		100							
		5/91-3/99	R		•		M/T	617-010A			33		100							
		5/91-	L				-ABS	655-339		22	33		90	100		78		532	s10	
		5/91-	R					655-615		22	33		90	100		78		769	s10	
1.9 TDi (66 kW) Eng. 1Z/ AHU/ ANU		95-3/99		•		M/T	613-048				22	83	79							
		95-3/99		•		M/T	607-009		22	30	53	90	49					11	2	
		95-3/99	L		•		M/T	617-010B			33		100							
		95-3/99	R		•		M/T	617-010A			33		100							
	1.9 TDi (81 kW) Eng. AFN		96-99		•		M/T	613-048				22	83	79						
			96-99		•		M/T	607-009		22	30	53	90	49					11	2
		96-99	L		•		M/T	617-010B			33		100							
		96-99	R		•		M/T	617-010A			33		100							
		96-99	L					655-339		22	33		90	100		78		532	s10	
		96-99	R					655-615		22	33		90	100		78		769	s10	
2.0 i (85 kW) Eng. 2E/ AGG		5/91-		•		M/T	613-048				22	83	79							
		5/91-		•		M/T	607-009		22	30	53	90	49					11	2	
		5/91-	L		•		M/T	617-010B			33		100							
		5/91-	R		•		M/T	617-010A			33		100							
		5/91-	L				A/T	655-002		22	33		81	94		78		540	s10	
		5/91-	L				M/T	655-339		22	33		90	100		78		532	s10	
		5/91-	R				A/T	655-003		22	33		81	94		78		774	s10	
		5/91-	R				M/T	655-615		22	33		90	100		78		769	s10	
2.0 i 16v (110 kW) Eng. ABF		11/93-3/99		•		M/T	613-152				26	87	117							
		11/93-3/99		•		M/T	607-189		36	30	52,8	90	40					11	2	
		11/93-3/99	L		•		M/T	617-010B			33		100							
		11/93-3/99	R		•		M/T	617-010A			33		100							

<b>Toledo II (1M2) '99-'04</b>		L/R			NOTE	CIFAM ref.	ABS	A	B	C	D	E	F	H	I	L	M	Fig	
1.4 16v (55 kW) Eng. AHW/ AXP		7/99-		•	M/T	<b>613-154</b>				22	76	113							
		99-04			•	<b>614-020</b>				21	94	97							
		7/99-		•	M/T	<b>607-241</b>		36	30	53	81	40					11	2	
		99-04			•	<b>617-022</b>			33		94								
1.6 (74 kW) Eng. AEH/ AKL		4/99-9/00		•		<b>613-154</b>				22	76	113							
		99-00			•	<b>614-020</b>				21	94	97							
		4/99-9/00		•		<b>607-241</b>		36	30	53	81	40					11	2	
		99-00			•	<b>617-022</b>			33		94								
1.6 16v (77 kW) Eng. AUS/ AZD/ BCB		00-04		•		<b>613-152</b>				26	87	117							
		00-04			•	<b>614-020</b>				21	94	97							
		00-04		•		<b>607-189</b>		36	30	52,8	90	40					11	2	
		00-04			•	<b>617-022</b>			33		94								
1.8 20v (92 kW) Eng. AGN/ APG		4/99-		•		<b>613-152</b>				26	87	117							
		4/99-		•		<b>607-189</b>		36	30	52,8	90	40					11	2	
		4/99-			•	<b>617-010A</b>			33		100								
1.8 20v T. (132 kW) Eng. ARY/ AUQ		01-04		•		<b>613-152</b>				26	87	117							
		01-04		•		<b>607-189</b>		36	30	52,8	90	40					11	2	
		01-04			•	<b>617-010A</b>			33		100								
1.8 T (165 kW) Eng. BAM		99-05	L		M/T	<b>655-358</b>		36	33		90	100		78			553	s10	
		99-05	R		M/T	<b>655-211</b>		36	33		90	100		78			823	s10	
1.9 SDi (50 kW) Eng. AQM		99-		•		<b>613-154</b>				22	76	113							
		99-04			•	<b>614-020</b>				21	94	97							
		99-		•		<b>607-241</b>		36	30	53	81	40					11	2	
		99-04			•	<b>617-022</b>			33		94								
1.9 TDi (110 kW) Eng. ARL		00-04		•		<b>613-152</b>				26	87	117							
		00-04		•		<b>607-189</b>		36	30	52,8	90	40					11	2	
		00-04			•	<b>617-010A</b>			33		100								






















Toledo II (1M2) '99-'04			L/R			NOTE	CIFAM ref.	ABS	A	B	C	D	E	F	H	I	L	M	Fig
1.9 TDi (66 kW) Eng. AGR/ ALH		99-04		●			613-152				26	87	117						
		99-04		●			607-189		36	30	52,8	90	40					11	2
		99-04			●		617-010A			33		100							
		99-04	L			M/T	655-358		36	33		90	100		78			553	s10
		99-04	R			M/T	655-211		36	33		90	100		78			823	s10
1.9 TDi (81 kW) Eng. AHF/ ASV		99-04		●			613-152				26	87	117						
		99-04		●			607-189		36	30	52,8	90	40					11	2
		99-04			●		617-010A			33		100							
		99-04	L			M/T	655-358		36	33		90	100		78			553	s10
		99-04	R			M/T	655-211		36	33		90	100		78			823	s10
1.9 TDi (96 kW) Eng. ASZ		03-		●		Ch -1M3109000	613-293				25	90	107						
		03-		●		Ch -1M3109000	607-428		36	27	53	98	40					11	2
		03-			●		617-010A			33		100							
2.3 V5 (110 kW) Eng. AGZ		99-01		●			613-152				26	87	117						
		99-01		●			607-189		36	30	52,8	90	40					11	2
2.3 V5 20v (125 kW) Eng. AQN		01-04		●			613-152				26	87	117						
		01-04		●			607-189		36	30	52,8	90	40					11	2
Toledo III (5P2) '04-			L/R			NOTE	CIFAM ref.	ABS	A	B	C	D	E	F	H	I	L	M	Fig
1.6 (75 kW) Eng. BGU/ BSF/ BSE/ CCSA		04-		●		M/T+A/T, Tiptronic	613-319				26	87	117						
		04-		●		Tiptronic	607-467		36	30	59,5	90	40					13	2
		04-		●		M/T, 5Sp	607-462		36	30	59,6	89,9	40					13	2
		04-			●	M/T, Exc. Doppia Frizione/Double Clutch	617-010C			33		100							
1.8 TFSi (118 kW) Eng. BYT/ BZB/ CDA		07-		●			613-320				25	90	107						
		07-		●			607-463		36	27	59,5	97,95	40,5					13	2
1.9 TDi (77 kW) Eng. BKC/ BJB/ BLS/ BXE		10/04-		●		A/T, 6Sp, Eng. BKC	613-320				25	90	107						
		10/04-		●		M/T, 5/6Sp, Eng. BKC	613-319				26	87	117						
		10/04-		●		A/T, 6Sp, Eng. BKC	607-463		36	27	59,5	97,95	40,5					13	2
		10/04-		●		M/T, 5/6Sp, Eng. BKC	607-467		36	30	59,5	90	40					13	2
		04-			●	M/T, Exc. Doppia Frizione/Double Clutch	617-010C			33		100							

Toledo III (5P2) '04-			L/R			NOTE	CIFAM ref.	ABS	A	B	C	D	E	F	H	I	L	M	Fig		
2.0 FSI (110 kW) Eng. BLR/ BLY/ BVY/ BVZ		10/04-		•		A/T, 6Sp	613-319				26	87	117								
		10/04-		•		A/T, 6Sp	607-467	36	30	59,5	90	40						13	2		
		04-			•	M/T, Exc. Doppia Frizione/Double Clutch	617-010C			33		100									
2.0 TDi (100 kW) Eng. AZV		04-		•			613-320				25	90	107								
		04-		•			607-463	36	27	59,5	97,95	40,5						13	2		
2.0 TDi (103 kW) Eng. BKD/ BMM		10/04-		•			613-320				25	90	107								
		10/04-		•			607-463	36	27	59,5	97,95	40,5						13	2		
2.0 TDi (125 kW) Eng. BMN/ CEGA		06-		•		6Sp	613-436				27,3	96,5	109								
		06-		•		6Sp	607-658	36	27	59,5	100,1	40						13	1		
2.0 TFSi (147 kW) Eng. BWA		05-		•			613-320				25	90	107								
		05-		•			607-463	36	27	59,5	97,95	40,5						13	2		










## SEAT LCV





























Inca (6K9) '95-			L/R			NOTE	CIFAM ref.	ABS	A	B	C	D	E	F	H	I	L	M	Fig			
1.4 (44 kW) Eng. AEX/ AKV/ APQ		95-		•			613-005				20	68	80									
		95-		•			607-021	22	30	53	81	48						11	2			
		11/95-	L					655-121	22	33		81	94		78			562	s10			
		11/95-	R					655-126	22	33		81	94		78			760	s10			
1.4 (44 kW) Eng. AKK/ AUD		95-		•			613-005				20	68	80									
		95-		•			607-021	22	30	53	81	48						11	2			
		11/95-	L					655-121	22	33		81	94		78			562	s10			
		11/95-	R					655-126	22	33		81	94		78			760	s10			
1.4 (44 kW) Eng. ANW		95-		•			613-005				20	68	80									
		95-		•			607-021	22	30	53	81	48						11	2			
		11/95-	L					655-121	22	33		81	94		78			562	s10			
		11/95-	R					655-126	22	33		81	94		78			760	s10			
1.4 16v (55 kW) Eng. AUA		00-		•			613-005				20	68	80									
		00-		•			607-021	22	30	53	81	48						11	2			
1.6 i (55 kW) Eng. AEE		95-		•			613-005				20	68	80									
		95-		•			607-021	22	30	53	81	48						11	2			
		11/95-	L					655-002	22	33		81	94		78			540	s10			
		11/95-	R					655-003	22	33		81	94		78			774	s10			

## SEAT LCV

Inca (6K9) '95-		L/R			NOTE	CIFAM ref.	ABS	A	B	C	D	E	F	H	I	L	M	Fig		
1.6i (52-54-55 kW) Eng. 1F		95-		•		613-005				20	68	80								
		95-		•		607-021		22	30	53	81	48						11	2	
		11/95-	L				655-002		22	33		81	94		78			540	s10	
		11/95-	R				655-003		22	33		81	94		78			774	s10	
1.7 D (42 kW) Eng. AHB		96-		•		613-005				20	68	80								
		96-		•		607-021		22	30	53	81	48						11	2	
1.9 D (47 kW) Eng. 1Y		95-		•		613-005				20	68	80								
		95-		•		607-021		22	30	53	81	48						11	2	
		11/95-	L				655-002		22	33		81	94		78			540	s10	
		11/95-	R				655-003		22	33		81	94		78			774	s10	
1.9 SDi (47 kW) Eng. AEY/ AYQ		95-		•		613-005				20	68	80								
		95-		•		607-021		22	30	53	81	48						11	2	
		11/95-	L				655-002		22	33		81	94		78			540	s10	
		11/95-	R				655-003		22	33		81	94		78			774	s10	
1.9 TDi (66 kW) Eng. 1Z/ AHU/ ALH/ ANU		96-		•		613-005				20	68	80								
		96-		•		607-021		22	30	53	81	48						11	2	
<b>Marbella (028A) Van '87-'93</b>		L/R			NOTE	CIFAM ref.	ABS	A	B	C	D	E	F	H	I	L	M	Fig		
0.9 (29 kW) Eng. 09NCA/ B		87-93		•	M/T	613-002				20	68	80								
		87-93		•	M/T	607-019		20	20	43,1	80	55						4	3	



























## SKODA

Fabia I (6Y2, 3, 5), SW '99-'07		L/R			NOTE	CIFAM ref.	ABS	A	B	C	D	E	F	H	I	L	M	Fig		
1.0 (Exc. SW) (37 kW) Eng. AQV/ ARV/ ATY		99-02		•	+SI	613-278				25	78	130								
		99-02		•	+SI	607-403		20	30	52	85	44						11	2	
		99-02	L				655-777		36			85	94		59			487		
		99-03	R				655-743		36			85	94		59			758		
1.2 (40 kW) Eng. AWY/ BMD		02-		•	+SI	613-278				25	78	130								
		02-		•	+SI	607-403		20	30	52	85	44						11	2	
		02-	L				655-777		36			85	94		59			487		
		02-	R				655-743		36			85	94		59			758		
































<b>Fabia I (6Y2, 3, 5), SW '99-'07</b>		L/R			NOTE	CIFAM ref.	ABS	A	B	C	D	E	F	H	I	L	M	Fig		
1.2 (47 kW) Eng. AZQ/ BME		03-		●	+SI	<b>613-278</b>				25	78	130								
		03-		●	+SI	<b>607-403</b>		20	30	52	85	44						11	2	
1.4 (44 kW) Eng. AZE/ AZF		00-		●	+SI	<b>613-278</b>				25	78	130								
		00-		●	+SI	<b>607-403</b>		20	30	52	85	44						11	2	
		00-02	L				<b>655-777</b>		36			85	94		59			487		
		00-02	R				<b>655-743</b>		36			85	94		59			758		
1.4 (50 kW) Eng. AME/ AQW/ ATZ		00-		●	+SE	<b>613-272</b>				25	78	130								
		00-		●	+SE	<b>607-413</b>		36	30	52	85	43						11	2	
1.4 16v (55 kW) Eng. AUA/ BBY/ BKY		99-		●	+SE	<b>613-272</b>				25	78	130								
		99-		●	+SE	<b>607-413</b>		36	30	52	85	43						11	2	
		99-07	L				<b>655-611</b>		36	33		85	94		59			501	s10	
		99-07	R				<b>655-612</b>		36	33		85	94		59			750	s10	
1.4 16v (59 kW) Eng. BUD		06-07		●		<b>613-283</b>				26	87	117								
		06-07		●		<b>607-414</b>		36	30	52	90	43,5						11	2	
1.4 16v (74 kW) Eng. AUB/ BBZ		99-		●	+SE	<b>613-272</b>				25	78	130								
		99-		●	+SE	<b>607-413</b>		36	30	52	85	43						11	2	
		99-07	L				<b>655-611</b>		36	33		85	94		59			501	s10	
		99-07	R				<b>655-612</b>		36	33		85	94		59			750	s10	
1.4 TDi (51 kW) Eng. BNM		05-		●	+SE	<b>613-283</b>				26	87	117								
		05-		●	+SE	<b>607-414</b>		36	30	52	90	43,5						11	2	
1.4 TDi (55 kW) Eng. AMF		03-07		●	+SI	<b>613-278</b>				25	78	130								
		03-07		●	+SI	<b>607-403</b>		20	30	52	85	44						11	2	
		03-07	L				<b>655-613</b>		36			90			59			471	s1	
		03-07	R				<b>655-614</b>		36			90			59			757	s10	
1.4 TDi (59 kW) Eng. BNV		05-		●	+SE	<b>613-283</b>				26	87	117								
		05-		●	+SE	<b>607-414</b>		36	30	52	90	43,5						11	2	
1.9 SDi (47 kW) Eng. ASY		99-		●	+SE	<b>613-272</b>				25	78	130								
		99-		●	+SE	<b>607-413</b>		36	30	52	85	43						11	2	
		99-07	L				<b>655-611</b>		36	33		85	94		59			501	s10	
		99-07	R				<b>655-612</b>		36	33		85	94		59			750	s10	

































































<b>Fabia II (5J2), SW '07-</b>		L/R			NOTE	CIFAM ref.	ABS	A	B	C	D	E	F	H	I	L	M	Fig		
1.4 16v (63 kW) Eng. BXW/ CGGB		07-		•	+SE	<b>613-272</b>				25	78	130								
		07-		•	+SE	<b>607-413</b>		36	30	52	85	43						11	2	
		07-	L				<b>655-611</b>		36	33		85	94		59		501	s10		
		07-	R				<b>655-612</b>		36	33		85	94		59		750	s10		
1.4 TDi (51 kW) Eng. BNM		07-		•	+SE	<b>613-283</b>				26	87	117								
		07-		•	+SE	<b>607-414</b>		36	30	52	90	43,5						11	2	
1.4 TDi (59 kW) Eng. BMS/ BNV		07-		•	+SE	<b>613-283</b>				26	87	117								
		07-		•	+SE	<b>607-414</b>		36	30	52	90	43,5						11	2	
		07-	L				<b>655-611</b>		36	33		85	94		59		501	s10		
		07-	R				<b>655-612</b>		36	33		85	94		59		750	s10		
1.6 16v (77 kW) Eng. BTS/ CFNA		07-		•	+SE	<b>613-283</b>				26	87	117								
		07-		•	+SE	<b>607-414</b>		36	30	52	90	43,5						11	2	
		07-			• M/T, Exc. Doppia Frizione/Double Clutch	<b>617-010C</b>			33		100									
1.6 TDi (55 kW) Eng. CAYA		10-		•		<b>613-283</b>				26	87	117								
		10-		•		<b>607-414</b>		36	30	52	90	43,5						11	2	
		10-			• M/T, Exc. Doppia Frizione/Double Clutch	<b>617-010C</b>			33		100									
1.6 TDi (66 kW) Eng. CAYB		10-		•		<b>613-283</b>				26	87	117								
		10-		•		<b>607-414</b>		36	30	52	90	43,5						11	2	
		10-			• M/T, Exc. Doppia Frizione/Double Clutch	<b>617-010C</b>			33		100									
1.6 TDi (77 kW) Eng. CAYC		10-		•		<b>613-283</b>				26	87	117								
		10-		•		<b>607-414</b>		36	30	52	90	43,5						11	2	
		10-			• M/T, Exc. Doppia Frizione/Double Clutch	<b>617-010C</b>			33		100									
1.9 TDi (77 kW) Eng. BLS/ BSW		07-		•	+SE	<b>613-283</b>				26	87	117								
		07-		•	+SE	<b>607-414</b>		36	30	52	90	43,5						11	2	
		07-	L			<b>655-613</b>		36			90			59		471	s1			


































<b>Favorit Forman (785) '91-'95</b>			L/R			NOTE	CIFAM ref.	ABS	A	B	C	D	E	F	H	I	L	M	Fig		
1.3 (40 kW) Eng. 781.135E		92-		•		M/T	<b>613-135</b>				21	78	83								
		92-		•		M/T	<b>607-158</b>		22	22	47	83	56						11	2	
		92-	L					<b>655-435</b>		22		22	83	87	32	81	60,5	600	s5		
		92-	R					<b>655-436</b>		22		22	83	83	32	82,4	60,5	868	s9		
1.3 (40-42-43-44 kW) Eng. 781.135		91-		•		M/T	<b>613-135</b>				21	78	83								
		91-		•		M/T	<b>607-158</b>		22	22	47	83	56						11	2	
		91-	L					<b>655-435</b>		22		22	83	87	32	81	60,5	600	s5		
		91-	R					<b>655-436</b>		22		22	83	83	32	82,4	60,5	868	s9		
1.3 (45 kW) Eng. OHC		91-		•		M/T	<b>613-135</b>				21	78	83								
		91-		•		M/T	<b>607-158</b>		22	22	47	83	56						11	2	
		91-	L					<b>655-435</b>		22		22	83	87	32	81	60,5	600	s5		
		91-	R					<b>655-436</b>		22		22	83	83	32	82,4	60,5	868	s9		
1.3 (50 kW) Eng. 136B		94-		•		M/T	<b>613-135</b>				21	78	83								
		94-		•		M/T	<b>607-158</b>		22	22	47	83	56						11	2	
		94-	L					<b>655-435</b>		22		22	83	87	32	81	60,5	600	s5		
		94-	R					<b>655-436</b>		22		22	83	83	32	82,4	60,5	868	s9		
<b>Favorit Pick-Up (787) '92-'97</b>			L/R			NOTE	CIFAM ref.	ABS	A	B	C	D	E	F	H	I	L	M	Fig		
1.3 (50 kW) Eng. 136B		92-97		•			<b>613-135</b>				21	78	83								
		92-97		•			<b>607-158</b>		22	22	47	83	56						11	2	
<b>Felicia I (6U1, 6U5), SW '94-'98</b>			L/R			NOTE	CIFAM ref.	ABS	A	B	C	D	E	F	H	I	L	M	Fig		
1.3 (40 kW) Eng. 135B/ AMG		10/94-2/98		•		M/T	<b>613-135</b>				21	78	83								
		10/94-2/98		•		M/T	<b>607-158</b>		22	22	47	83	56						11	2	
		10/94-	L				-ABS	<b>655-435</b>		22		22	83	87	32	81	60,5	600	s5		
		10/94-	R				-ABS	<b>655-436</b>		22		22	83	83	32	82,4	60,5	868	s9		
1.3 (43 kW) Eng. 135L/ AMJ		94-98		•			<b>613-135</b>				21	78	83								
		94-98		•			<b>607-158</b>		22	22	47	83	56						11	2	
1.3 (50 kW) Eng. 136B/ AMH		10/94-2/98		•		M/T	<b>613-135</b>				21	78	83								
		10/94-2/98		•		M/T	<b>607-158</b>		22	22	47	83	56						11	2	
		10/94-	L				-ABS	<b>655-435</b>		22		22	83	87	32	81	60,5	600	s5		
		10/94-	R				-ABS	<b>655-436</b>		22		22	83	83	32	82,4	60,5	868	s9		

<b>Felicia I (6U1, 6U5), SW '94-'98</b>			L/R			NOTE	CIFAM ref.	ABS	A	B	C	D	E	F	H	I	L	M	Fig	
1.6 (55 kW) Eng. AEE		8/95-2/98		•		M/T	<b>613-135</b>				21	78	83							
		8/95-2/98		•		M/T	<b>607-158</b>		22	22	47	83	56					11	2	
		1/95-	L					<b>655-435</b>		22		22	83	87	32	81	60,5	600	s5	
		1/95-	R					<b>655-436</b>		22		22	83	83	32	82,4	60,5	868	s9	
1.9 D (47 kW) Eng. AEF		95-2/98		•		M/T	<b>613-135</b>				21	78	83							
		95-2/98		•		M/T	<b>607-158</b>		22	22	47	83	56					11	2	
		1/95-	L					<b>655-435</b>		22		22	83	87	32	81	60,5	600	s5	
		1/95-	R					<b>655-436</b>		22		22	83	83	32	82,4	60,5	868	s9	
<b>Felicia I (797) Pick-Up '95-'98</b>			L/R			NOTE	CIFAM ref.	ABS	A	B	C	D	E	F	H	I	L	M	Fig	
1.3 (40 kW) Eng. 135M		95-		•			<b>613-135</b>				21	78	83							
		95-		•			<b>607-158</b>		22	22	47	83	56					11	2	
1.3 (50 kW) Eng. 136B/ 136M		95-		•			<b>613-135</b>				21	78	83							
		95-		•			<b>607-158</b>		22	22	47	83	56					11	2	
1.6 (55 kW) Eng. AEE		95-		•			<b>613-135</b>				21	78	83							
		95-		•			<b>607-158</b>		22	22	47	83	56					11	2	
1.9 D (47 kW) Eng. AEF		95-		•			<b>613-135</b>				21	78	83							
		95-		•			<b>607-158</b>		22	22	47	83	56					11	2	
<b>Felicia II (6U1, 6U5), SW '98-'01</b>			L/R			NOTE	CIFAM ref.	ABS	A	B	C	D	E	F	H	I	L	M	Fig	
1.3 (50 kW) Eng. AMH		3/98-		•		M/T	<b>613-135</b>				21	78	83							
		3/98-		•		M/T	<b>607-158</b>		22	22	47	83	56					11	2	
		98-	L					<b>655-435</b>		22		22	83	87	32	81	60,5	600	s5	
		98-	R					<b>655-436</b>		22		22	83	83	32	82,4	60,5	868	s9	
1.3 (Exc. SW) (40 kW) Eng. AMG		3/98-		•		M/T	<b>613-135</b>				21	78	83							
		3/98-		•		M/T	<b>607-158</b>		22	22	47	83	56					11	2	
		98-	L				-ABS	<b>655-435</b>		22		22	83	87	32	81	60,5	600	s5	
		98-	R				-ABS	<b>655-436</b>		22		22	83	83	32	82,4	60,5	868	s9	
1.3 (Exc. SW) (43 kW) Eng. AMJ		3/98-		•		M/T	<b>613-135</b>				21	78	83							
		3/98-		•		M/T	<b>607-158</b>		22	22	47	83	56					11	2	
		98-	L				-ABS	<b>655-435</b>		22		22	83	87	32	81	60,5	600	s5	
		98-	R				-ABS	<b>655-436</b>		22		22	83	83	32	82,4	60,5	868	s9	



































<b>Felicia II (6U1, 6U5), SW '98-'01</b>			L/R			NOTE	CIFAM ref.	ABS	A	B	C	D	E	F	H	I	L	M	Fig		
1.6 (55 kW) Eng. AEE		98-01		•		M/T	<b>613-135</b>				21	78	83								
		98-01		•		M/T	<b>607-158</b>		22	22	47	83	56						11	2	
		98-01	L					<b>655-435</b>		22		22	83	87	32	81	60,5	600	s5		
		98-01	R					<b>655-436</b>		22		22	83	83	32	82,4	60,5	868	s9		
1.9 D (47 kW) Eng. AEF		3/98-		•		M/T	<b>613-135</b>				21	78	83								
		3/98-		•		M/T	<b>607-158</b>		22	22	47	83	56						11	2	
<b>Octavia II (1U2, 1U5), SW '96-'04</b>			L/R			NOTE	CIFAM ref.	ABS	A	B	C	D	E	F	H	I	L	M	Fig		
1.4 (55 kW) Eng. AXP/ BCA		00-04		•		M/T	<b>613-154</b>				22	76	113								
		00-04			•		<b>614-020</b>				21	94	97								
		00-04		•		M/T	<b>607-241</b>		36	30	53	81	40						11	2	
		00-04			•		<b>617-022</b>			33		94									
1.6 (55 kW) Eng. AEE		9/96-		•		A/T	<b>613-152</b>				26	87	117								
		9/96-		•		M/T	<b>613-154</b>				22	76	113								
		96-04			•		<b>614-020</b>				21	94	97								
		9/96-		•		A/T	<b>607-189</b>		36	30	52,8	90	40							11	2
		9/96-		•		M/T	<b>607-241</b>		36	30	53	81	40							11	2
		96-04			•		<b>617-022</b>			33		94									
		9/96-	L				M/T	<b>655-207</b>		36	33		81	92		74		554	s14		
		9/96-	R				M/T	<b>655-208</b>		36	33		81	92		74		822	s14		
1.6 (74 kW) Eng. AEH/ AKL/ APF		97-04		•		A/T	<b>613-152</b>				26	87	117								
		97-04		•		M/T	<b>613-154</b>				22	76	113								
		97-04			•		<b>614-020</b>				21	94	97								
		97-04		•		A/T	<b>607-189</b>		36	30	52,8	90	40							11	2
		97-04		•		M/T	<b>607-241</b>		36	30	53	81	40							11	2
		97-04			•		<b>617-022</b>			33		94									
1.6 (75 kW) Eng. AVU/ BFQ		00-04		•		A/T	<b>613-152</b>				26	87	117								
		00-04		•		M/T	<b>613-154</b>				22	76	113								
		00-04			•		<b>614-020</b>				21	94	97								
		00-04		•		A/T	<b>607-189</b>		36	30	52,8	90	40							11	2
		00-04		•		M/T	<b>607-241</b>		36	30	53	81	40							11	2
		00-04			•		<b>617-022</b>			33		94									



































































Octavia II (1U2, 1U5), SW '96-'04			L/R			NOTE	CIFAM ref.	ABS	A	B	C	D	E	F	H	I	L	M	Fig		
1.9 TDi, 4WD (66 kW) Eng. AGR/ ALH		9/96-		•		M/T	613-152				26	87	117								
		9/96-		•		M/T	607-189		36	30	52,8	90	40						11	2	
		9/96-	L				M/T	655-441		36	33		90	100		78			553	s10	
		9/96-	R				M/T	655-211		36	33		90	100		78			823	s10	
2.0 SW (88 kW) Eng. ATF		00-04		•			613-152				26	87	117								
		00-04		•			607-189		36	30	52,8	90	40						11	2	
2.0, 4WD (85 kW) Eng. AEG/ APK/ AQY/ AZH/ AZJ		99-04		•		M/T	613-152				26	87	117								
		99-04		•		M/T	607-189		36	30	52,8	90	40						11	2	
		99-04			•	M/T, Exc. Doppia Frizione/Double Clutch	617-010C			33		100									
Octavia III (1Z3, 1Z5), SW '04-			L/R			NOTE	CIFAM ref.	ABS	A	B	C	D	E	F	H	I	L	M	Fig		
1.2 TSi (77 kW) Eng. CBZB		10-		•		Doppia Frizione/Double Clutch	613-480				25,5	94	116								
		10-		•		Exc. Doppia Frizione/Double Clutch	613-320				25	90	107								
		10-		•		Doppia Frizione/Double Clutch	607-708		36	33	59,5	93,7	39,8							13	2
		10-		•		Exc. Doppia Frizione/Double Clutch	607-463		36	27	59,5	97,95	40,5							13	2
		10-			•	M/T, Exc. Doppia Frizione/Double Clutch	617-010C			33		100									
1.4 (55 kW) Eng. AXP/ BCA		04-		•		M/T	613-154				22	76	113								
		04-			•		614-020				21	94	97								
		04-		•		M/T	607-241		36	30	53	81	40						11	2	
		04-			•		617-022			33		94									
1.4 (59 kW) Eng. BUD		07-		•		A/T	613-319				26	87	117								
		07-		•		M/T	613-320				25	90	107								
		07-			•			614-020				21	94	97							
		07-		•		A/T	607-467		36	30	59,5	90	40							13	2
		07-		•		M/T	607-463		36	27	59,5	97,95	40,5							13	2
		07-			•		617-022			33		94									
1.4 TSi (90 kW) Eng. CAXA		09-		•			613-320				25	90	107								
		09-		•			607-463		36	27	59,5	97,95	40,5							13	2
		09-			•	M/T, Exc. Doppia Frizione/Double Clutch	617-010C			33		100									
1.6 (75 kW) Eng. BGU/ BSE/ BSF		04-		•		M/T+A/T, Tiptronic	613-319				26	87	117								
		04-		•		Tiptronic	607-467		36	30	59,5	90	40							13	2
		04-		•		M/T, 5Sp	607-462		36	30	59,6	89,9	40							13	2
		04-			•	M/T, Exc. Doppia Frizione/Double Clutch	617-010C			33		100									























































Octavia III (1Z3, 1Z5), SW '04-			L/R			NOTE	CIFAM ref.	ABS	A	B	C	D	E	F	H	I	L	M	Fig	
2.0 FSI (110 kW) Eng. BLR/ BLY/ BVX/ BVY/ BVZ		04-		•			613-319				26	87	117							
		04-		•			607-467	36	30	59,5	90	40						13	2	
		04-			•	M/T, Exc. Doppia Frizione/Double Clutch	617-010C			33		100								
2.0 FSI 4WD SW (110 kW) Eng. BLR/ BLY		04-		•			613-319				26	87	117							
		04-		•			607-467	36	30	59,5	90	40						13	2	
		04-			•	M/T, Exc. Doppia Frizione/Double Clutch	617-010C			33		100								
2.0 TDi (100 kW) Eng. AZV		04-		•		M/T	613-320				25	90	107							
		04-		•		M/T	607-463	36	27	59,5	97,95	40,5						13	2	
2.0 TDi 16v RS (125 kW) Eng. BMN/ CEGA		06-		•		6Sp	613-436				27,3	96,5	109							
		06-		•		6Sp	607-658	36	27	59,5	100,1	40						13	1	
2.0 TDi, 4WD (103 kW) Eng. BKD/ BMM/ CFHC		04-		•			613-320				25	90	107							
		04-		•			607-463	36	27	59,5	97,95	40,5						13	2	
		04-			•	M/T, Exc. Doppia Frizione/Double Clutch	617-010C			33		100								
Roomster (5J7) '06-			L/R			NOTE	CIFAM ref.	ABS	A	B	C	D	E	F	H	I	L	M	Fig	
1.2 12v (47 kW) Eng. BME		06-		•		+SE	613-272				25	78	130							
		06-		•		+SE	607-413	36	30	52	85	43						11	2	
		06-	L				655-611	36	33		85	94		59			501	s10		
1.2 12v (51 kW) Eng. BZG/ CGPA		06-		•		+SE	613-272				25	78	130							
		06-		•		+SE	607-413	36	30	52	85	43						11	2	
		06-	L				655-611	36	33		85	94		59			501	s10		
		06-	R				655-612	36	33		85	94		59			750	s10		
1.2 TDi (55 kW) Eng. CFWA		06-		•		+SE	613-283				26	87	117							
		06-		•		+SE	607-414	36	30	52	90	43,5						11	2	
		10-			•	M/T, Exc. Doppia Frizione/Double Clutch	617-010C			33		100								
1.2 TSi (63 kW) Eng. CBZA		10-			•	M/T, Exc. Doppia Frizione/Double Clutch	617-010C			33		100								
1.2 TSi (77 kW) Eng. CBZB		06-		•		+SE	613-283				26	87	117							
		06-		•		+SE	607-414	36	30	52	90	43,5						11	2	
1.4 16v (63 kW) Eng. BXW/ CGGB		06-		•		+SE	613-272				25	78	130							
		06-		•		+SE	607-413	36	30	52	85	43						11	2	
		06-	L				655-611	36	33		85	94		59			501	s10		
		06-	R				655-612	36	33		85	94		59			750	s10		









Roomster (5J7) '06-			L/R			NOTE	CIFAM ref.	ABS	A	B	C	D	E	F	H	I	L	M	Fig		
1.4 TDi (51 kW) Eng. BNM		06-		•		+SE	613-283				26	87	117								
		06-		•		+SE	607-414		36	30	52	90	43,5					11	2		
1.4 TDi (59 kW) Eng. BMS		06-		•		+SE	613-283				26	87	117								
		06-		•		+SE	607-414		36	30	52	90	43,5					11	2		
1.6 16v (77 kW) Eng. BTS/ CFNA		06-		•			613-283				26	87	117								
		06-		•		+SE	613-272				25	78	130								
		06-		•			607-414		36	30	52	90	43,5					11	2		
		06-		•		+SE	607-413		36	30	52	85	43						11	2	
		06-			•		M/T, Exc. Doppia Frizione/Double Clutch	617-010C			33		100								
		06-	L					655-611		36	33		85	94		59		501	s10		
	06-	R					655-612		36	33		85	94		59		750	s10			
1.6 TDi (66 kW) Eng. CAYB		10-				• M/T, Exc. Doppia Frizione/Double Clutch	617-010C			33		100									
1.6 TDi (77 kW) Eng. CAYC		10-				• M/T, Exc. Doppia Frizione/Double Clutch	617-010C			33		100									
1.9 TDi (74 kW) Eng. AXR		06-		•			613-283				26	87	117								
		06-		•			607-414		36	30	52	90	43,5					11	2		
1.9 TDi (77 kW) Eng. BLS/ BSW		06-		•		+SE	613-272				25	78	130								
		06-		•		+SE	613-283				26	87	117								
		06-		•		+SE	607-413		36	30	52	85	43					11	2		
		06-		•		+SE	607-414		36	30	52	90	43,5					11	2		
Superb I (3U4) '02-'08			L/R			NOTE	CIFAM ref.	ABS	A	B	C	D	E	F	H	I	L	M	Fig		
1.8 T. (110 kW) Eng. AWT		2/02-		•		+ABS	613-258				21	85	103								
		2/02-		•		+ABS	607-375		45	33	30	53	87,9	30					13	2	
1.9 TDi (74 kW) Eng. AVB		8/02-		•		+ABS	613-263				24	90	90								
		8/02-		•		+ABS	607-381		45	33	27	53	98	30					13	2	
1.9 TDi (77 kW) Eng. BSV		05-		•			613-263				24	90	90								
		05-		•			607-381		45	33	27	53	98	30					13	2	
1.9 TDi (85 kW) Eng. BPZ		07-08		•		+ABS	613-263				24	90	90								
		07-08		•		+ABS	607-381		45	33	27	53	98	30					13	2	
1.9 TDi (96 kW) Eng. AWX/ AVF		2/02-		•		+ABS	613-196				24	90	90								
		2/02-		•		+ABS	607-267		45	38	27	59,5	98	34					13	2	
































<b>Superb I (3U4) '02-'08</b>			L/R			NOTE	CIFAM ref.	ABS	A	B	C	D	E	F	H	I	L	M	Fig		
2.0 (85 kW) Eng. AZM		2/02-		•		+ABS	<b>613-178</b>				21	85	103								
		2/02-		•		+ABS	<b>607-239</b>	45	33	30	53	87,9	30					13	2		
2.0 TDi (103 kW) Eng. BSS		05-		•		+ABS	<b>613-300</b>				24	90	90								
		05-		•		+ABS	<b>607-441</b>	45	38	27	59,5	99,5	34					13	2		
2.5 TDi (114 kW) Eng. AYM		2/02-		•		+ABS	<b>613-196</b>				24	90	90								
		2/02-		•		+ABS	<b>607-267</b>	45	38	27	59,5	98	34					13	2		
2.5 TDi (120 kW) Eng. BDG		03-		•		+ABS	<b>613-196</b>				24	90	90								
		03-		•		+ABS	<b>607-267</b>	45	38	27	59,5	98	34					13	2		
2.8 V6 (142 kW) Eng. AMX		2/02-		•		+ABS	<b>613-196</b>				24	90	90								
		2/02-		•		+ABS	<b>607-267</b>	45	38	27	59,5	98	34					13	2		
<b>Superb II (3T4, 3T5), SW '08-</b>			L/R			NOTE	CIFAM ref.	ABS	A	B	C	D	E	F	H	I	L	M	Fig		
1.4 TSi (92 kW) Eng. CAXC		08-		•		M/T+A/T	<b>613-319</b>				26	87	117								
		08-		•		M/T+A/T	<b>613-320</b>				25	90	107								
		08-		•		M/T+A/T	<b>607-463</b>	36	27	59,5	97,95	40,5						13	2		
		08-		•		M/T+A/T	<b>607-467</b>	36	30	59,5	90	40							13	2	
		08-			•	M/T, Exc. Doppia Frizione/Double Clutch	<b>617-010C</b>			33		100									
1.6 TDi (77 kW) Eng. CAYC		10-		•		Doppia Frizione/Double Clutch	<b>613-480</b>				25,5	94	116								
		10-		•		Doppia Frizione/Double Clutch	<b>607-708</b>	36	33	59,5	93,7	39,8						13	2		
		10-			•	M/T, Exc. Doppia Frizione/Double Clutch	<b>617-010C</b>			33		100									
1.8 TSi, 4WD (112 kW) Eng. CDAB		09-		•			<b>613-320</b>				25	90	107								
		09-		•			<b>607-463</b>	36	27	59,5	97,95	40,5						13	2		
		09-			•	M/T, Exc. Doppia Frizione/Double Clutch	<b>617-010C</b>			33		100									
1.8 TSi, 4WD (118 kW) Eng. BZB/ CDAA		08-		•			<b>613-320</b>				25	90	107								
		08-		•			<b>607-463</b>	36	27	59,5	97,95	40,5						13	2		
		08-			•	M/T, Exc. Doppia Frizione/Double Clutch	<b>617-010C</b>			33		100									
1.9 TDi (77 kW) Eng. BLS/ BXE		08-		•			<b>613-319</b>				26	87	117								
		08-		•			<b>607-467</b>	36	30	59,5	90	40						13	2		
		08-			•	M/T, Exc. Doppia Frizione/Double Clutch	<b>617-010C</b>			33		100									
2.0 Tdi 16V, 4WD (103 kW) Eng. BKD/ BSS/ BMP/ CFFB/ CLJA		08-		•			<b>613-320</b>				25	90	107								
		08-		•			<b>607-463</b>	36	27	59,5	97,95	40,5						13	2		
2.0 TDi, 4WD (125 kW) Eng. BMN/ CBBB/ CFGB		08-			•	M/T, Exc. Doppia Frizione/Double Clutch	<b>617-010C</b>			33		100									

































Superb II (3T4, 3T5), SW '08-			L/R			NOTE	CIFAM ref.	ABS	A	B	C	D	E	F	H	I	L	M	Fig	
3.6 TSi (191 kW) Eng. CDVA			09-			• M/T, Exc. Doppia Frizione/Double Clutch	617-010C			33		100								
Yeti (5L) '09-			L/R			NOTE	CIFAM ref.	ABS	A	B	C	D	E	F	H	I	L	M	Fig	
1.2 TSi (77 kW) Eng. CBZB			09-				613-319				26	87	117							
			09-			Doppia Frizione/Double Clutch	613-480				25,5	94	116							
			09-					607-467	36	30	59,5	90	40						13	2
			09-				Doppia Frizione/Double Clutch	607-708	36	33	59,5	93,7	39,8						13	2
			09-				• M/T, Exc. Doppia Frizione/Double Clutch	617-010C			33		100							
1.4 TSi (90 kW) Eng. CAXA			10-				613-319				26	87	117							
			10-				607-467	36	30	59,5	90	40							13	2
			10-				• M/T, Exc. Doppia Frizione/Double Clutch	617-010C			33		100							
1.6 TDi (77 kW) Eng. CAYC			10-				613-320				25	90	107							
			10-				607-463	36	27	59,5	97,95	40,5							13	2
1.8 TSi 4WD (112 kW) Eng. CDAB			09-				613-320				25	90	107							
			09-				607-463	36	27	59,5	97,95	40,5							13	2
1.8 TSi, 4WD (118 kW) Eng. CDAA			09-				613-320				25	90	107							
			09-				607-463	36	27	59,5	97,95	40,5							13	2
			09-				• M/T, Exc. Doppia Frizione/Double Clutch	617-010C			33		100							
2.0 TDi, 4WD (103 kW) Eng. CBDB/ CFHC			09-				613-320				25	90	107							
			09-				607-463	36	27	59,5	97,95	40,5							13	2
			09-				• M/T, Exc. Doppia Frizione/Double Clutch	617-010C			33		100							
2.0 TDi, 4WD (125 kW) Eng. CEGA/ CFJA			09-				613-320				25	90	107							
			09-				607-463	36	27	59,5	97,95	40,5							13	2
			09-				• M/T, Exc. Doppia Frizione/Double Clutch	617-010C			33		100							
2.0 TDi, 4WD (81 kW) Eng. CFHA/ CFHF			09-			Doppia Frizione/Double Clutch	613-480				25,5	94	116							
			09-			Doppia Frizione/Double Clutch	607-708	36	33	59,5	93,7	39,8							13	2
			09-				• M/T, Exc. Doppia Frizione/Double Clutch	617-010C			33		100							

<b>Fabia Praktik '02-</b>			L/R			NOTE	CIFAM ref.	ABS	A	B	C	D	E	F	H	I	L	M	Fig		
1.2 (40 kW) Eng. AWY/ BMD		02-		•		+SI	613-278				25	78	130								
		02-		•		+SI	607-403		20	30	52	85	44						11	2	
		02-	L					655-777		36			85	94		59			487		
		02-	R					655-743		36			85	94		59			758		
1.2 (47 kW) Eng. AZQ/ BME		03-		•		+SI	613-278				25	78	130								
		03-		•		+SI	607-403		20	30	52	85	44						11	2	
1.4 (50 kW) Eng. AME/ AQW/ ATZ		00-		•		+SE	613-272				25	78	130								
		00-		•		+SE	607-413		36	30	52	85	43						11	2	
1.4 TDi (51 kW) Eng. BNM		05-		•		+SE	613-283				26	87	117								
		05-		•		+SE	607-414		36	30	52	90	43,5						11	2	
1.9 SDi (47 kW) Eng. ASY		99-		•		+SE	613-272				25	78	130								
		99-		•		+SE	607-413		36	30	52	85	43						11	2	
<b>Roomster Van, Praktik (5J) '07-</b>			L/R			NOTE	CIFAM ref.	ABS	A	B	C	D	E	F	H	I	L	M	Fig		
1.4 (63 kW) Eng. BXW/ CGGB		3/07-		•			613-272				25	78	130								
		3/07-		•			607-413		36	30	52	85	43						11	2	
1.4 TDi (59 kW) Eng. BMS/ BNV		07-		•			613-283				26	87	117								
		07-		•			607-414		36	30	52	90	43,5						11	2	

### SMART


































<b>Cabrio (450) '00-'04</b>			L/R			NOTE	CIFAM ref.	ABS	A	B	C	D	E	F	H	I	L	M	Fig
0.6 (40 kW) Eng. M160E6ALB03		00-	L			+ABS	655-629	42	24		33	70	71		25,5	59,8	475,3	s19	
		00-	R			+ABS	655-630	42	24		33	70	71		25,5	59,8	715,8	s19	
0.6 (45 kW) Eng. M160E6ALB05		01-	L			+ABS	655-629	42	24		33	70	71		25,5	59,8	475,3	s19	
		01-	R			+ABS	655-630	42	24		33	70	71		25,5	59,8	715,8	s19	
0.7 (45 kW) Eng. M160R3		03-	L			+ABS	655-629	42	24		33	70	71		25,5	59,8	475,3	s19	
		03-	R			+ABS	655-630	42	24		33	70	71		25,5	59,8	715,8	s19	
0.7 (55 kW) Eng. M160.910/ 920		03-	L			+ABS	655-629	42	24		33	70	71		25,5	59,8	475,3	s19	
		03-	R			+ABS	655-630	42	24		33	70	71		25,5	59,8	715,8	s19	
0.8 CDi (30 kW) Eng. OM660DE8LA		01-	L			+ABS	655-629	42	24		33	70	71		25,5	59,8	475,3	s19	
		01-	R			+ABS	655-630	42	24		33	70	71		25,5	59,8	715,8	s19	








































<b>City-Coupe (450) '98-'04</b>			L/R			NOTE	CIFAM ref.	ABS	A	B	C	D	E	F	H	I	L	M	Fig
0.6 (33 kW) Eng. M160E6ALB04		98-	L			+ABS	<b>655-629</b>	42	24		33	70	71		25,5	59,8	475,3	s19	
		98-	R			+ABS	<b>655-630</b>	42	24		33	70	71		25,5	59,8	715,8	s19	
0.6 (40 kW) Eng. M160E6ALB03		98-	L			+ABS	<b>655-629</b>	42	24		33	70	71		25,5	59,8	475,3	s19	
		98-	R			+ABS	<b>655-630</b>	42	24		33	70	71		25,5	59,8	715,8	s19	
0.6 (45 kW) Eng. M160E6ALB05		01-	L			+ABS	<b>655-629</b>	42	24		33	70	71		25,5	59,8	475,3	s19	
		01-	R			+ABS	<b>655-630</b>	42	24		33	70	71		25,5	59,8	715,8	s19	
0.8 CDi (30 kW) Eng. OM660DE8LA		99-	L			+ABS	<b>655-629</b>	42	24		33	70	71		25,5	59,8	475,3	s19	
		99-	R			+ABS	<b>655-630</b>	42	24		33	70	71		25,5	59,8	715,8	s19	
<b>Forfour (454) '04-</b>			L/R			NOTE	CIFAM ref.	ABS	A	B	C	D	E	F	H	I	L	M	Fig
1.1 (55 kW) Eng. M134.910		04-			•	+/-ABS	<b>613-354</b>				22	72	127						
			04-			•	+/-ABS	<b>607-507</b>		25	21	53,4	75						11
1.3 (70 kW) Eng. M135.930		04-			•	+/-ABS	<b>613-354</b>				22	72	127						
			04-			•	+/-ABS	<b>607-507</b>		25	21	53,4	75						11
1.5 (80 kW) Eng. M135.950		04-			•	+/-ABS	<b>613-354</b>				22	72	127						
			04-			•	+/-ABS	<b>607-507</b>		25	21	53,4	75						11
1.5 CDi (50 kW) Eng. OM639.939		04-			•		<b>613-409</b>				22	82	126						
			04-			•		<b>607-615</b>		25	23	53	82	57,2					4
1.5 CDi (70 kW) Eng. OM639.939		04-			•		<b>613-409</b>				22	82	126						
			04-			•		<b>607-615</b>		25	23	53	82	57,2					4
<b>Fortwo I (450) '04-'07</b>			L/R			NOTE	CIFAM ref.	ABS	A	B	C	D	E	F	H	I	L	M	Fig
0.7 (37-45-55 kW) Eng. M170		04-	L			+ABS	<b>655-629</b>	42	24		33	70	71		25,5	59,8	475,3	s19	
		04-	R			+ABS	<b>655-630</b>	42	24		33	70	71		25,5	59,8	715,8	s19	
0.7 (55 kW) Eng. M160.910/ 920		04-	L			+ABS	<b>655-629</b>	42	24		33	70	71		25,5	59,8	475,3	s19	
		04-	R			+ABS	<b>655-630</b>	42	24		33	70	71		25,5	59,8	715,8	s19	
0.8 CDi (30 kW) Eng. OM660DE8LA		04-	L			+ABS	<b>655-629</b>	42	24		33	70	71		25,5	59,8	475,3	s19	
		04-	R			+ABS	<b>655-630</b>	42	24		33	70	71		25,5	59,8	715,8	s19	
<b>Roadster, Coupe (452) '03-</b>			L/R			NOTE	CIFAM ref.	ABS	A	B	C	D	E	F	H	I	L	M	Fig
0.7 (45 kW) Eng. M160.921		03-	L			+ABS	<b>655-629</b>	42	24		33	70	71		25,5	59,8	475,3	s19	
		03-	R			+ABS	<b>655-630</b>	42	24		33	70	71		25,5	59,8	715,8	s19	
0.7 (60 kW) Eng. M160.922		03-	L			+ABS	<b>655-629</b>	42	24		33	70	71		25,5	59,8	475,3	s19	
		03-	R			+ABS	<b>655-630</b>	42	24		33	70	71		25,5	59,8	715,8	s19	






<b>Alcyone</b>			L/R			NOTE	CIFAM ref.	ABS	A	B	C	D	E	F	H	I	L	M	Fig
1.8 T. 4WD (96-100 kW) Eng. EA82T		85-12/90		•		FWD, M/T+A/T, Mod. AX4, 7	613-068				25	85	102						
		85-12/90		•		FWD, M/T+A/T, Mod. AX4, 7	607-077		30	25	58	89,7	99					14	1
<b>Brat '82-'91</b>			L/R			NOTE	CIFAM ref.	ABS	A	B	C	D	E	F	H	I	L	M	Fig
1.8 4WD (54 kW) Eng. 5H4109		85-91		•		FWD, Usa	613-044				21	71,5	90						
		82-84		•		Usa	607-040		30	23	52	82,3	99					14	1
		85-91		•		FWD, Usa	607-046		30	23	58	80	99					14	1
<b>Brumby</b>			L/R			NOTE	CIFAM ref.	ABS	A	B	C	D	E	F	H	I	L	M	Fig
1.6 4WD (52 kW) Eng. EA71		77-79		•		FWD, Mod. A69	607-040		30	23	52	82,3	99					14	1
1.8, 4WD (59-66-74 kW) Eng. EA81		79-82		•		FWD, Australia, Mod. JF2	613-044				21	71,5	90						
		79-82		•		FWD, Australia, Mod. JF2	607-046		30	23	58	80	99					14	1
		93-1/94		•		FWD, Australia, Mod. JF2	607-040		30	23	52	82,3	99					14	1
<b>Forester I (SF) '97-'02</b>			L/R			NOTE	CIFAM ref.	ABS	A	B	C	D	E	F	H	I	L	M	Fig
2.0 (90-92 kW) Eng. EJ20		98-02		•			613-074				23	81	96						
		98-02		•			613-181				23	81	96						
		98-02		•			607-084		27	30	56	87,9	60					3	1
		98-02		•			607-247		27	22	56	83	60					3	1
<b>Impreza I (GC, GF), SW '92-'00</b>			L/R			NOTE	CIFAM ref.	ABS	A	B	C	D	E	F	H	I	L	M	Fig
1.6 i, 4WD (66 kW) Eng. EJ16		10/95-00		•		FWD, M/T+A/T	613-074				23	81	96						
		92-9/95		•		FWD, M/T+A/T	613-181				23	81	96						
		10/95-00		•		FWD, M/T+A/T	607-084		27	30	56	87,9	60					3	1
		92-9/95		•		FWD, M/T+A/T	607-247		27	22	56	83	60					3	1
1.6 i, 4WD (70 kW) Eng. EJ16		98-00		•			613-074				23	81	96						
		98-00		•			607-084		27	30	56	87,9	60					3	1
1.8, 4WD (76 kW) Eng. EJ18E		10/95-00		•		FWD, M/T+A/T	613-074				23	81	96						
		92-9/95		•		FWD, M/T+A/T	613-181				23	81	96						
		10/95-00		•		FWD, M/T+A/T	607-084		27	30	56	87,9	60					3	1
		92-9/95		•		FWD, M/T+A/T	607-247		27	22	56	83	60					3	1
2.0 16v 4WD (85-92 kW) Eng. EJ20E/ EJ20J/EJ201		95-00		•		FWD, M/T+A/T	613-074				23	81	96						
		95-00		•		FWD, M/T+A/T	607-084		27	30	56	87,9	60					3	1












































































<b>Legacy I (BC, BJF), SW '89-'94</b>			L/R			NOTE	CIFAM ref.	ABS	A	B	C	D	E	F	H	I	L	M	Fig	
2.2 i 4WD (94-96-100 kW) Eng. EJ22EMPI		11/89-7/94		•		FWD, A/T	<b>613-181</b>				23	81	96							
		11/89-7/94		•		FWD, M/T	<b>613-074</b>				23	81	96							
		11/89-7/94		•		FWD, A/T	<b>607-247</b>		27	22	56	83	60						3	1
		11/89-7/94		•		FWD, M/T	<b>607-084</b>		27	30	56	87,9	60						3	1
<b>Legacy II (BD, BG), SW '94-'99</b>			L/R			NOTE	CIFAM ref.	ABS	A	B	C	D	E	F	H	I	L	M	Fig	
1.8, 4WD (76 kW) Eng. EJ18E		4/94-99		•		M/T+A/T	<b>613-181</b>				23	81	96							
			4/94-99		•		M/T+A/T	<b>607-247</b>		27	22	56	83	60					3	1
2.0 16v 4WD (85-92 kW) Eng. EJ20E/ J		4/94-7/95		•		FWD, M/T+A/T	<b>613-181</b>				23	81	96							
		8/95-99		•			<b>613-074</b>				23	81	96							
		4/94-7/95		•		FWD, M/T+A/T	<b>607-247</b>		27	22	56	83	60						3	1
		8/95-99		•			<b>607-084</b>		27	30	56	87,9	60						3	1
2.2 i 4WD (94 kW) Eng. EJ22EMPI		4/94-99		•		FWD, A/T	<b>613-181</b>				23	81	96							
			4/94-99		•		FWD, A/T	<b>607-247</b>		27	22	56	83	60					3	1
<b>Legacy III (BE, BH), SW '98-'03</b>			L/R			NOTE	CIFAM ref.	ABS	A	B	C	D	E	F	H	I	L	M	Fig	
2.5 (110-115 kW) Eng. EJ25		98-03		•			<b>613-074</b>				23	81	96							
		98-03		•			<b>613-181</b>				23	81	96							
		98-03		•			<b>607-084</b>		27	30	56	87,9	60						3	1
		98-03		•			<b>607-247</b>		27	22	56	83	60						3	1
<b>Leone I (AB), SW '79-'84</b>			L/R			NOTE	CIFAM ref.	ABS	A	B	C	D	E	F	H	I	L	M	Fig	
1.6 4WD (Only SW) (52 kW) Eng. EA71		4/79-11/84		•		FWD	<b>607-040</b>		30	23	52	82,3	99					14	1	
1.8, 4WD (59-66-74 kW) Eng. EA81		80-84		•		FWD	<b>607-040</b>		30	23	52	82,3	99					14	1	
<b>Leone II, SW '84-'92</b>			L/R			NOTE	CIFAM ref.	ABS	A	B	C	D	E	F	H	I	L	M	Fig	
1.3 (Exc. SW) (48-53 kW) Eng. EA65		84-91		•		M/T	<b>613-021</b>				21	71,5	90							
			84-91		•		M/T	<b>607-018</b>		30	22	58	80	99					14	1
1.6 4x4 (55-64 kW) Eng. EA71		84-91		•			<b>613-021</b>				21	71,5	90							
		84-91		•		FWD, 4WD	<b>613-044</b>				21	71,5	90							
		84-91		•			<b>607-018</b>		30	22	58	80	99						14	1
		84-91		•		FWD, 4WD	<b>607-046</b>		30	23	58	80	99						14	1
1.8 4WD (88 kW) Eng. EA82		88-90		•		FWD, M/T+A/T	<b>613-068</b>				25	85	102							
			88-90		•		FWD, M/T+A/T	<b>607-077</b>		30	25	58	89,7	99					14	1








































<b>Leone II, SW '84-'92</b>			L/R			NOTE	CIFAM ref.	ABS	A	B	C	D	E	F	H	I	L	M	Fig
1.8 4WD (96 kW) Eng. EA82		89-90		•		FWD, M/T+A/T	613-068				25	85	102						
		89-90		•		FWD, M/T+A/T	607-077		30	25	58	89,7	99					14	1
1.8 T. 4WD (100 kW) Eng. EA82T		84-90		•		FWD, M/T+A/T	613-068				25	85	102						
		84-90		•		FWD, M/T+A/T	607-077		30	25	58	89,7	99					14	1
1.8, 4WD (66 kW) Eng. EA82		84-90		•		FWD	613-044				21	71,5	90						
		84-90		•		FWD	607-046		30	23	58	80	99					14	1
<b>Liberty '89-'94</b>			L/R			NOTE	CIFAM ref.	ABS	A	B	C	D	E	F	H	I	L	M	Fig
2.2 i 4WD (94 kW) Eng. EJ22EMPI		10/89-7/94		•		FWD, Australia, Mod. JF1, 2	613-074				23	81	96						
		10/89-7/94		•		FWD, Australia, Mod. JF1, 2	607-084		27	30	56	87,9	60					3	1
<b>Loyale '90-'92</b>			L/R			NOTE	CIFAM ref.	ABS	A	B	C	D	E	F	H	I	L	M	Fig
All models		90-92		•		Usa, 2WD T.	613-068				25	85	102						
		90-92		•		FWD, Usa	613-044				21	71,5	90						
		90-92		•		Usa, 2WD T.	607-077		30	25	58	89,7	99					14	1
		90-92		•		FWD, Usa	607-046		30	23	58	80	99					14	1
<b>Rex III '89-'92</b>			L/R			NOTE	CIFAM ref.	ABS	A	B	C	D	E	F	H	I	L	M	Fig
0.5 K. (45 kW) Eng. EN05		6/89-3/90		•		M/T	607-319		24	18	50	72,3	77,5					14	1
		6/89-3/90		•		M/T, SPC	607-320		24	19	50	72,3	77,5					14	1
0.5, 4WD (28 kW) Eng. EN05		6/89-3/90		•		M/T	607-319		24	18	50	72,3	77,5					14	1
		6/89-3/90		•		M/T, SPC	607-320		24	19	50	72,3	77,5					14	1
0.7 K. 4WD (47 kW) Eng. EN07SuperCharger		3/90-3/92		•		M/T	607-319		24	18	50	72,3	77,5					14	1
		3/90-3/92		•		M/T, SPC	607-320		24	19	50	72,3	77,5					14	1
0.7, 4WD (35 kW) Eng. EN07E		3/90-3/92		•		M/T	607-319		24	18	50	72,3	77,5					14	1
		3/90-3/92		•		M/T, SPC	607-320		24	19	50	72,3	77,5					14	1
<b>SVX (CX) '92-'97</b>			L/R			NOTE	CIFAM ref.	ABS	A	B	C	D	E	F	H	I	L	M	Fig
3.3 i 24v 4WD (162 kW) Eng. EG33DOHC		94-		•		FWD, Usa	613-181				23	81	96						
		94-		•		FWD, Usa	607-247		27	22	56	83	60					3	1
3.3 i 24v 4WD (169 kW) Eng. EG33DOHC		92-94		•		FWD, Usa	613-181				23	81	96						
		92-94		•		FWD, Usa	607-247		27	22	56	83	60					3	1




































<b>Vortex (XT) '84-'90</b>			L/R			NOTE	CIFAM ref.	ABS	A	B	C	D	E	F	H	I	L	M	Fig	
1.8 T. 4WD (96-100 kW) Eng. EA82T		85-89		•		Australia, Mod. JF1	<b>613-068</b>				25	85	102							
		85-89		•		Australia, Mod. JF1	<b>607-077</b>		30	25	58	89,7	99					14	1	




















## SUZUKI

<b>Alto I (SS80) '82-'85</b>			L/R			NOTE	CIFAM ref.	ABS	A	B	C	D	E	F	H	I	L	M	Fig	
0.5 Eng. F5A		81-		•			<b>613-059</b>				18	63	82							
		81-		•			<b>607-068</b>		23	19	44	72	65					5	1	
0.8 (29 kW) Eng. F8B		82-		•			<b>613-059</b>				18	63	82							
		82-		•			<b>607-068</b>		23	19	44	72	65					5	1	
<b>Alto II (EC) '86-'93</b>			L/R			NOTE	CIFAM ref.	ABS	A	B	C	D	E	F	H	I	L	M	Fig	
0.8 (SB308/CA) (29 kW) Eng. F8B		86-93		•			<b>613-099</b>				18	62	82,5							
		86-93		•			<b>607-117</b>		23	18	44	68	65					5	1	
<b>Alto III (EF) '94-'02</b>			L/R			NOTE	CIFAM ref.	ABS	A	B	C	D	E	F	H	I	L	M	Fig	
0.6, 4WD (47 kW) Eng. F6A		11/94-		•		FWD, M/T	<b>613-059</b>				18	63	82							
		11/94-		•		FWD, M/T	<b>607-068</b>		23	19	44	72	65					5	1	
1.0 (39 kW) Eng. G10B		94-		•		A/T, Incl. Magyar	<b>613-248</b>				18	63	82							
		94-		•		M/T	<b>613-095</b>				18	63	82							
		94-		•		A/T, Incl. Magyar	<b>607-361</b>		23	20	49	71	68					3	3	
		94-		•		M/T	<b>607-360</b>		23	20	49	71	68					3	2	
1.0 (43 kW) Eng. G10B		00-		•		A/T, Incl. Magyar	<b>613-248</b>				18	63	82							
		00-		•		M/T	<b>613-095</b>				18	63	82							
		00-		•		A/T, Incl. Magyar	<b>607-361</b>		23	20	49	71	68					3	3	
		00-		•		M/T	<b>607-360</b>		23	20	49	71	68					3	2	
1.3 (50-52-60 kW) Eng. G13B		96-		•		Incl. Magyar	<b>613-095</b>				18	63	82							
		96-		•		Incl. Magyar, Sedan	<b>613-249</b>				21	73	91							
		96-		•		Incl. Magyar	<b>607-360</b>		23	20	49	71	68					3	2	
		96-		•		Incl. Magyar, Sedan	<b>607-362</b>		23	20	49	76	68					3	3	
<b>Baleno (EG), SW '95-</b>			L/R			NOTE	CIFAM ref.	ABS	A	B	C	D	E	F	H	I	L	M	Fig	
1.3 (52 kW) Eng. G13BA		96-		•			<b>613-251</b>				18	63	82							
		96-		•			<b>607-365</b>		25	19	49	69	51					3	2	

<b>Baleno (EG), SW '95-</b>			L/R			NOTE	CIFAM ref.	ABS	A	B	C	D	E	F	H	I	L	M	Fig	
1.3 (63 kW) Eng. G13B		95-					<b>613-251</b>				18	63	82							
		95-					<b>607-365</b>		25	19	49	69	51					3	2	
1.6i 16v (72 kW) Eng. G16B		95-97					<b>613-096</b>				19	67	85							
		95-97					<b>607-266</b>		25	21	49	74	51					3	1	
1.8 GT (89 kW) Eng. J18A		96-					<b>613-096</b>				19	67	85							
		96-					<b>607-266</b>		25	21	49	74	51					3	1	
<b>Cervo - Fronte '79-</b>			L/R			NOTE	CIFAM ref.	ABS	A	B	C	D	E	F	H	I	L	M	Fig	
0.5 Eng. F5A		79-84					<b>613-059</b>				18	63	82							
		79-84					<b>607-068</b>		23	19	44	72	65					5	1	
660, 4WD (47 kW) Eng. F6A		11/94-				FWD, M/T	<b>613-059</b>				18	63	82							
		11/94-				FWD, M/T	<b>607-068</b>		23	19	44	72	65					5	1	
800 (29 kW) Eng. F8B		85-92					<b>613-070</b>				18	63	82							
		85-92					<b>607-080</b>		23	19	44	72	65					5	1	
800 71LAC (29 kW) Eng. F8B		86-89					<b>613-099</b>				18	62	82,5							
		86-89					<b>607-117</b>		23	18	44	68	65					5	1	
<b>Cultus - Forsa I '84-'88</b>			L/R			NOTE	CIFAM ref.	ABS	A	B	C	D	E	F	H	I	L	M	Fig	
1.0 (37-40 kW) Eng. G10A		84-86				M/T+A/T	<b>613-070</b>				18	63	82							
		84-86				M/T+A/T	<b>607-080</b>		23	19	44	72	65					5	1	
1.3 (47-50-54 kW) Eng. G13A		84-88				M/T+A/T	<b>613-070</b>				18	63	82							
		84-88				M/T+A/T	<b>607-080</b>		23	19	44	72	65					5	1	
<b>Cultus - Forsa II '88-</b>			L/R			NOTE	CIFAM ref.	ABS	A	B	C	D	E	F	H	I	L	M	Fig	
1.3, 4WD, GTi (50-52-74 kW) Eng. G13A/ B		88-				FWD, M/T+A/T	<b>613-095</b>				18	63	82							
		88-				FWD, M/T+A/T	<b>607-114</b>		23	19	49	71,5	66					3	1	
<b>Esteem '95-</b>			L/R			NOTE	CIFAM ref.	ABS	A	B	C	D	E	F	H	I	L	M	Fig	
1.3 (52 kW) Eng. G13B		95-					<b>613-251</b>				18	63	82							
		95-					<b>607-365</b>		25	19	49	69	51					3	2	




















<b>Grand Vitara I (FT, GT) '98-'05</b>			L/R			NOTE	CIFAM ref.	ABS	A	B	C	D	E	F	H	I	L	M	Fig	
1.6i 16v, 4WD (69-73 kW) Eng. G16B		98-		•		M/T	<b>613-262</b>				22	76	113							
		98-		•		M/T	<b>607-540</b>		26	30	47,9	83	115,8						12	2
2.0 (94 kW) Eng. J20A		98-		•		M/T	<b>613-262</b>				22	76	113							
		98-		•		M/T	<b>607-540</b>		26	30	47,9	83	115,8						12	2
2.0 HDi (80 kW) Eng. RHW/ RHZ(DW10ATED4)		01-		•		M/T	<b>613-262</b>				22	76	113							
		01-		•		M/T	<b>607-540</b>		26	30	47,9	83	115,8						12	2
2.0 TD (64 kW) Eng. RF		98-02		•		M/T	<b>613-262</b>				22	76	113							
		98-02		•		M/T	<b>607-540</b>		26	30	47,9	83	115,8						12	2
2.5 V6 24v (106 kW) Eng. H25A		98-		•		M/T	<b>613-262</b>				22	76	113							
		98-		•		M/T	<b>607-540</b>		26	30	47,9	83	115,8						12	2
<b>Ignis I (FH) '00-'03</b>			L/R			NOTE	CIFAM ref.	ABS	A	B	C	D	E	F	H	I	L	M	Fig	
1.3, 4WD (60-61-66 kW) Eng. M13A		00-03		•		+ABS, M/T, 2WD	<b>613-441</b>				18	63	82							
		00-03		•		+ABS, M/T, 2WD	<b>607-665</b>	43	23	19	49	69	53,5						3	2
<b>Ignis II (MH) '03-</b>			L/R			NOTE	CIFAM ref.	ABS	A	B	C	D	E	F	H	I	L	M	Fig	
1.3 16v (69 kW) Eng. M13A		9/03-		•		+ABS	<b>613-408</b>				20	68	100							
		9/03-		•		+ABS	<b>607-614</b>	43	25	28	49,1	76,7	51						3	2
1.3 DDis 16v (51 kW) Eng. Z13DT		9/03-		•		+ABS	<b>613-408</b>				20	68	100							
		9/03-		•		+ABS	<b>607-614</b>	43	25	28	49,1	76,7	51						3	2
1.5 Sport (80 kW) Eng. M15A		03-		•		M/T	<b>613-408</b>				20	68	100							
		03-		•		M/T	<b>607-614</b>	43	25	28	49,1	76,7	51						3	2
1.5, 4WD (73 kW) Eng. M15A		03-		•		+ABS	<b>613-408</b>				20	68	100							
		03-		•		+ABS	<b>607-614</b>	43	25	28	49,1	76,7	51						3	2
<b>Jimny (FJ) '98-</b>			L/R			NOTE	CIFAM ref.	ABS	A	B	C	D	E	F	H	I	L	M	Fig	
1.3 16v, 4WD (59 kW) Eng. G13BB		98-		•		FWD, Ch -43V00160001	<b>606-459</b>		26	19	44	71,5	115,4						12	1
1.3 16v, 4WD (60-66 kW) Eng. M13A		01-		•		FWD, Ch -43V00160001	<b>606-459</b>		26	19	44	71,5	115,4						12	1
<b>Mighty Boy '80-</b>			L/R			NOTE	CIFAM ref.	ABS	A	B	C	D	E	F	H	I	L	M	Fig	
0.5 Eng. F5		80-90		•		Australia	<b>613-070</b>				18	63	82							
		80-90		•		Australia	<b>607-080</b>		23	19	44	72	65						5	1

Plusa '88-			L/R			NOTE	CIFAM ref.	ABS	A	B	C	D	E	F	H	I	L	M	Fig		
1.6		88-		•		Usa	613-129				21	73	91								
		88-		•		Usa	607-149		25	22	49	79	51					3	1		
<b>Samurai (SJ) '88-</b>			L/R			NOTE	CIFAM ref.	ABS	A	B	C	D	E	F	H	I	L	M	Fig		
1.0 (SJ410) (30-31-33 kW) Eng. F10A		88-		•			613-070				18	63	82								
		88-		•			607-080		23	19	44	72	65					5	1		
1.3 (SJ413) (44-47-50-52-54 kW) Eng. G13A		88-		•			613-070				18	63	82								
		88-		•			607-080		23	19	44	72	65					5	1		
1.3 (SJ413) (50-51-58-63-74 kW) Eng. G13BA		88-		•			613-070				18	63	82								
		88-		•			607-080		23	19	44	72	65					5	1		
1.9 TD (46 kW) Eng. XUD9/ TE		98-		•			613-070				18	63	82								
		98-		•			607-080		23	19	44	72	65					5	1		
<b>Splash '08-</b>			L/R			NOTE	CIFAM ref.	ABS	A	B	C	D	E	F	H	I	L	M	Fig		
1.0 (50 kW) Eng. K10B		08-		•			613-523				17	68	100								
		08-		•			607-724		25	20	49	72,3	50,2					5	1		
1.2 (63 kW) Eng. K12B		08-		•			613-523				17	68	100								
		08-		•			607-724		25	20	49	72,3	50,2					5	1		
<b>Swift I (AA) '83-'89</b>			L/R			NOTE	CIFAM ref.	ABS	A	B	C	D	E	F	H	I	L	M	Fig		
1.0 (SA310, AA41/43) (37-39-40 kW) Eng. G10A		10/83-12/89		•		M/T+A/T	613-070				18	63	82								
		10/83-12/89		•		M/T+A/T	607-080		23	19	44	72	65					5	1		
1.3 (SA413, AA51/53) (44-47-50-52-54 kW) Eng. G13A		84-89		•		M/T+A/T	613-070				18	63	82								
		84-89		•		M/T+A/T	607-080		23	19	44	72	65					5	1		
<b>Swift II (AH, AJ, EA, MA) '89-'03</b>			L/R			NOTE	CIFAM ref.	ABS	A	B	C	D	E	F	H	I	L	M	Fig		
1.0 (39-40 kW) Eng. G10A		4/96-99		•		FWD, A/T	613-248				18	63	82								
		9/89-99		•		M/T+A/T	613-095				18	63	82								
		90-93		•		A/T, Usa	613-129				21	73	91								
		4/96-99		•		M/T	607-360		23	20	49	71	68						3	2	
		4/96-99		•		FWD, A/T	607-361		23	20	49	71	68						3	3	
		9/89-96		•		M/T+A/T	607-114		23	19	49	71,5	66						3	1	
		90-93		•		A/T, Usa	607-149		25	22	49	79	51						3	1	















Swift II (AH, AJ, EA, MA) '89-'03			L/R			NOTE	CIFAM ref.	ABS	A	B	C	D	E	F	H	I	L	M	Fig	
1.0 (SF310, AA44) (37 kW) Eng. G10A		4/96-99		•		FWD, A/T	613-248				18	63	82							
		9/89-99		•		M/T+A/T	613-095				18	63	82							
		90-93		•		A/T, Usa	613-129				21	73	91							
		4/96-99		•			M/T	607-360		23	20	49	71	68					3	2
		4/96-99		•			FWD, A/T	607-361		23	20	49	71	68					3	3
		9/89-96		•			M/T+A/T	607-114		23	19	49	71,5	66					3	1
		90-93		•			A/T, Usa	607-149		25	22	49	79	51					3	1
1.3 (SF413, AH35, MA), Cabrio (50-51-52-63 kW) Eng. G13A		89-96		•		Australia	613-059				18	63	82							
		89-96		•		M/T+A/T	613-129				21	73	91							
		89-96		•			M/T+A/T, Design:NTN	613-095				18	63	82						
		96-		•			Incl. Magyar	613-249				21	73	91						
		89-96		•			Australia	607-068		23	19	44	72	65					5	1
		89-96		•			M/T+A/T	607-149		25	22	49	79	51					3	1
		89-96		•			M/T+A/T, Design:NTN	607-114		23	19	49	71,5	66					3	1
		96-		•			Incl. Magyar	607-360		23	20	49	71	68					3	2
96-		•			Incl. Magyar	607-362		23	20	49	76	68					3	3		
1.3 GTi (SF413, AA34) (74 kW) Eng. G13B		89-96		•		A/T	613-129				21	73	91							
		96-		•		Incl. Magyar	613-095				18	63	82							
		96-		•			Incl. Magyar	613-249				21	73	91						
		89-96		•			A/T	607-149		25	22	49	79	51					3	1
		96-		•			Incl. Magyar	607-360		23	20	49	71	68					3	2
		96-		•			Incl. Magyar	607-362		23	20	49	76	68					3	3
1.6 (59-60 kW) Eng. G16A		89-		•		M/T+A/T	613-128				21	73	91							
		89-		•		M/T+A/T	607-252		23	22	49	75,6	66					3	1	
<b>Swift III (SG) '05-</b>			L/R			NOTE	CIFAM ref.	ABS	A	B	C	D	E	F	H	I	L	M	Fig	
1.3 DDis 16v (51 kW) Eng. Z13DT			05-		•	+ABS	607-602	43	25	29	49,1	72,6	51,5					5	2	
<b>Vitara (ET, TA) '88-'99</b>			L/R			NOTE	CIFAM ref.	ABS	A	B	C	D	E	F	H	I	L	M	Fig	
1.6, Cabrio (59-60 kW) Eng. G16A		7/88-1/95		•		-ABS, M/T	613-261				21	73	91							
		7/88-1/95		•			-ABS, M/T	607-380		26	22	48	79	115,4					12	1
1.6i 16v , Cabrio (68-69-70-71-72 kW) Eng. G16B		7/90-3/99		•		M/T	613-261				21	73	91							
		7/90-3/99		•			M/T	607-380		26	22	48	79	115,4					12	1











































































## SUZUKI

			L/R			NOTE	CIFAM ref.	ABS	A	B	C	D	E	F	H	I	L	M	Fig	
<b>Vitara (ET, TA) '88-'99</b>																				
2.0 16v, Cabrio (97 kW) Eng. J20A		96-99		•		M/T	<b>613-262</b>				22	76	113							
		96-99		•		M/T	<b>607-540</b>		26	30	47,9	83	115,8						12	2
<b>Wagon R+ I (EM) '93-'00</b>			L/R			NOTE	CIFAM ref.	ABS	A	B	C	D	E	F	H	I	L	M	Fig	
0.7 4WD (47 kW) Eng. F6A		93-		•		FWD, M/T	<b>613-059</b>				18	63	82							
		93-		•		FWD, M/T	<b>607-068</b>		23	19	44	72	65						5	1
<b>Wagon R+ II (MM) '00-</b>			L/R			NOTE	CIFAM ref.	ABS	A	B	C	D	E	F	H	I	L	M	Fig	
1.3 16v, 4WD (56 kW) Eng. G13BB		00-		•		+ABS, M/T, Exc. 4WD	<b>613-447</b>				20	68	100							
		00-03		•		+ABS, 4WD	<b>613-270</b>				20	68	100							
		00-		•		+ABS, M/T, Exc. 4WD	<b>607-672</b>	43	23	20	49	72,5	53,2						3	1
		00-03		•		+ABS, 4WD	<b>607-394</b>	43	23	20	49	72,3	53						3	1
1.3 DDis 16v (51 kW) Eng. Z13DT		03-		•		+ABS	<b>613-380</b>				22	72	127							
		03-		•		+ABS	<b>607-555</b>	43	25	21	49	75,1	52						3	1
1.3, 4WD (69 kW) Eng. M13A		03-		•		+ABS, 4WD	<b>613-270</b>				20	68	100							
		03-		•		+ABS, M/T	<b>613-447</b>				20	68	100							
		03-		•		+ABS, 4WD	<b>607-394</b>	43	23	20	49	72,3	53						3	1
		03-		•		+ABS, M/T	<b>607-672</b>	43	23	20	49	72,5	53,2						3	1






























## TOYOTA

























			L/R			NOTE	CIFAM ref.	ABS	A	B	C	D	E	F	H	I	L	M	Fig	
<b>Auris I (ZZE15) '07-</b>																				
1.3 VVTi (74 kW) Eng. 1NRFE		09-		•		+ABS	<b>613-335</b>				22	72	97							
		09-		•		+ABS	<b>607-484</b>	48	26	22	56	79,1	60						5	1
<b>Avensis I (T22), SW '97-'03</b>			L/R			NOTE	CIFAM ref.	ABS	A	B	C	D	E	F	H	I	L	M	Fig	
1.6 (AT220) (66-70-74-78-81-85 kW) Eng. 4AFE		1/99-00		•		+ABS	<b>613-335</b>				22	72	97							
		1/99-00		•		+ABS	<b>607-484</b>	48	26	22	56	79,1	60						5	1
		97-98		•		+ABS	<b>607-513</b>	48	26	23	56	82	58,5						5	1
1.6 VVT-i (81 kW) Eng. 3ZZFE		00-03		•		+ABS	<b>613-335</b>				22	72	97							
		00-03		•		+ABS	<b>607-484</b>	48	26	22	56	79,1	60						5	1
1.8 16v (AT221) (79-81-85-86 kW) Eng. 7AFE		1/99-00		•		+ABS	<b>613-335</b>				22	72	97							
		1/99-00		•		+ABS	<b>607-484</b>	48	26	22	56	79,1	60						5	1
		97-98		•		+ABS	<b>607-513</b>	48	26	23	56	82	58,5						5	1



















<b>Avensis I (T22), SW '97-'03</b>			L/R			NOTE	CIFAM ref.	ABS	A	B	C	D	E	F	H	I	L	M	Fig		
1.8 16v VVTi (92-95-99-103 kW) Eng. 1ZZFE		00-03		•		+ABS	613-334				22	82	126								
		00-03		•		+ABS	607-483	48	26	23	56	82	59,5						5	1	
2.0 TD (CT220) (66 kW) Eng. 2CTE		97-03		•		+ABS	613-335				22	72	97								
		97-03		•		+ABS	607-484	48	26	22	56	79,1	60						5	1	
<b>Avensis II (T25), SW '03-'09</b>			L/R			NOTE	CIFAM ref.	ABS	A	B	C	D	E	F	H	I	L	M	Fig		
1.6 VVT-i (81 kW) Eng. 3ZZFE		03-09		•		+ABS	613-370				22	82	126								
		03-09		•		+ABS	607-539	48	26	23	58	82	59,5						5	1	
1.8 16v VVTi (95 kW) Eng. 1ZZFE		03-09		•		+ABS	613-370				22	82	126								
		03-09		•		+ABS	607-539	48	26	23	58	82	59,5						5	1	
2.0 D-4D (93 kW) Eng. 1ADFTV		06-09		•			613-540				21	85	103								
		06-09		•		+ABS	607-778	48	26	25	57,9	90,8	59,7						5	1	
<b>Avensis Verso (M20) '01-</b>			L/R			NOTE	CIFAM ref.	ABS	A	B	C	D	E	F	H	I	L	M	Fig		
2.0 D4-D (85 kW) Eng. 1CDFTV		01-03		•		+ABS	613-336				25	90	107								
		01-03		•		+ABS	607-485	48	30	27	63,2	96,4	57,3						5	2	
<b>Aygo (KGB,WNB) '05-</b>			L/R			NOTE	CIFAM ref.	ABS	A	B	C	D	E	F	H	I	L	M	Fig		
1.0 VVT-i (50 kW) Eng. 1KRFE		05-		•			607-528		24	19	49,5	70,1	56						5a	1	
		05-	L			M/T	655-920		24		23	70,2	70,3		90,7	60,3	650	s3			
		05-	R			M/T	655-921		24		23	70,2	70,3		90,7	60,3	840	s3			
1.4 HDi (40 kW) Eng. DV4D		05-	L			M/T	655-857		24	23		73	70,3		90,8	60	593	s3			
		05-	R			M/T	655-858		24	23		73	70,3		90,8	60	897	s3			
<b>Camry (V1)/ Vista/ Scepter '83-'96</b>			L/R			NOTE	CIFAM ref.	ABS	A	B	C	D	E	F	H	I	L	M	Fig		
1.8 (66-74 kW) Eng. 1SL		83-86		•		M/T	613-061				26	78	100								
		83-86		•		M/T	607-070		26	24	56	85	60						5	2	
1.8 TD (48-54 kW) Eng. 1CTL		83-88		•			613-061				26	78	100								
		83-88		•			607-070		26	24	56	85	60						5	2	
2.2 (SXV10), SW (100 kW) Eng. 5SFE		91-96		•		M/T, Incl. Japan	613-166				24	79	98								
		93-		•		A/T	613-237				24	79	98								
		91-96		•		M/T, Incl. Japan	607-207		26	27	56	89,5	59							5	2
		93-		•		A/T	607-339		26	27	56	90	56							5	2



















Camry (V1)/ Vista/ Scepter '83-'96			L/R			NOTE	CIFAM ref.	ABS	A	B	C	D	E	F	H	I	L	M	Fig
3.0 (VCV10), SW (138 kW) Eng. 3VZFE		6/91-8/96		•		+ABS, M/T+A/T	607-325	48	30	34	56	92,7						5	2
		6/91-8/96		•		-ABS, M/T+A/T	607-326		30	34	56	94,3						5	2
Camry (V2), SW '86-'91			L/R			NOTE	CIFAM ref.	ABS	A	B	C	D	E	F	H	I	L	M	Fig
1.8 i (SV20) (66-74 kW) Eng. 1SL		86-88		•		M/T	613-061				26	78	100						
		86-88		•		M/T	607-070	26	24	56	85	60						5	2
2.0 16v, 4WD (SV21, SV25) (90-95-98 kW) Eng. 3SFE		86-91		•		M/T	613-061				26	78	100						
		86-91		•		A/T, Usa	607-334	26	30	56	87	60						5	2
		86-91		•		M/T	607-070	26	24	56	85	60						5	2
2.0 TD (CV20) (62-63 kW) Eng. 2CT		86-91		•		M/T+A/T	613-061				26	78	100						
		86-91		•		A/T, Usa	607-334	26	30	56	87	60						5	2
		86-91		•		M/T+A/T	607-070	26	24	56	85	60						5	2
Camry (V20) '96-'01			L/R			NOTE	CIFAM ref.	ABS	A	B	C	D	E	F	H	I	L	M	Fig
2.2 (93 kW) Eng. 5SFE		00-		•		M/T, Incl. Japan	613-166				24	79	98						
		00-		•		M/T, Incl. Japan	607-207	26	27	56	89,5	59						5	2
Carina II (T15) '83-'87			L/R			NOTE	CIFAM ref.	ABS	A	B	C	D	E	F	H	I	L	M	Fig
1.6 (AT151) (55-89 kW) Eng. 4ALC		83-87		•		M/T+A/T	613-029				26	78	100						
		83-87		•		M/T+A/T	607-030	26	23	56	82	60						5	2
1.6 (AT151) (62-63 kW) Eng. 4AL		83-87		•		M/T+A/T	613-029				26	78	100						
		83-87		•		M/T+A/T	607-030	26	23	56	82	60						5	2
1.8 GLI (ST150) (74 kW) Eng. 1SL		83-87		•		M/T+A/T	613-061				26	78	100						
		83-87		•		M/T+A/T	607-070	26	24	56	85	60						5	2
2.0 D (CT150) (50-51-53 kW) Eng. 2C/ L		85-87		•		M/T+A/T	613-061				26	78	100						
		85-87		•		M/T+A/T	607-070	26	24	56	85	60						5	2
Carina II (T17), SW '87-'93			L/R			NOTE	CIFAM ref.	ABS	A	B	C	D	E	F	H	I	L	M	Fig
1.6 (AT171) (66 kW) Eng. 4AF		87-89		•		M/T+A/T	613-029				26	78	100						
		87-89		•		M/T+A/T	607-030	26	23	56	82	60						5	2

Carina II (T17), SW '87-'93			L/R			NOTE	CIFAM ref.	ABS	A	B	C	D	E	F	H	I	L	M	Fig
1.6 (AT171) (72-75 kW) Eng. 4AFE		2/91-8/92	•		A/T	613-239					22	78	94						
		2/91-8/92	•		+ABS, A/T	613-240					22	78	94						
		6/90-1/91	•		M/T+A/T	613-029					26	78	100						
		6/90-8/92	•		M/T	613-061					26	78	100						
		2/91-8/92	•		A/T	607-346		26	23	56	83	61						5	2
		2/91-8/92	•		+ABS, A/T	607-347	48	26	23	56	86	60,5						5	2
		6/90-1/91	•		A/T	607-030		26	23	56	82	60						5	2
		6/90-8/92	•		M/T	607-070		26	24	56	85	60						5	2
87-5/90	•		M/T+A/T	607-030		26	23	56	82	60						5	2		
2.0 D (53-54 kW) Eng. 2C/ L		88-93	•		M/T+A/T	613-061				26	78	100							
		88-93	•		+ABS, M/T+A/T	613-243				24	79	98							
		88-93	•		M/T+A/T	607-070		26	24	56	85	60						5	2
		88-93	•		+ABS, M/T+A/T	607-351	48	26	24	56	85,8	61						5	2
2.0 GLI (ST171) (90-95-98 kW) Eng. 3SFE		87-92	•		M/T+A/T, Eng. DOHC	613-111				25	85	102							
		87-92	•		+ABS, Exc. Eng. DOHC	613-243				24	79	98							
		87-92	•		-ABS, Exc. DOHC	613-061				26	78	100							
		87-92	•		M/T+A/T, Eng. DOHC	607-134		26	25	56	89,5	60						5	2
		87-92	•		+ABS, Exc. Eng. DOHC	607-351	48	26	24	56	85,8	61						5	2
		87-92	•		-ABS, Exc. DOHC	607-070		26	24	56	85	60						5	2
<b>Carina III E (T19), SW '92-'97</b>			L/R			NOTE	CIFAM ref.	ABS	A	B	C	D	E	F	H	I	L	M	Fig
1.6 (AT190) (73-85 kW) Eng. 4AFE		93-9/97	•		M/T+A/T	613-239					22	78	94						
		93-9/97	•		+ABS, M/T+A/T	613-240					22	78	94						
		93-9/97	•		M/T+A/T	607-346		26	23	56	83	61						5	2
		93-9/97	•		+ABS, M/T+A/T	607-347	48	26	23	56	86	60,5						5	2
1.6 16v (AT190) (Exc. SW) (78 kW) Eng. 4AFE		93-	•		+ABS	613-244				20	78	103							
		93-	•		+ABS	607-352	48	26	29	56	84	59,5						5	3
1.6 GLi (Exc. SW) (79 kW) Eng. 4AFE		95-9/97	•		M/T+A/T	613-239				22	78	94							
		95-9/97	•		+ABS, M/T+A/T	613-240				22	78	94							
		95-9/97	•		M/T+A/T	607-346		26	23	56	83	61						5	2
		95-9/97	•		+ABS, M/T+A/T	607-347	48	26	23	56	86	60,5						5	2






























<b>Carina III E (T19), SW '92-'97</b>			L/R			NOTE	CIFAM ref.	ABS	A	B	C	D	E	F	H	I	L	M	Fig	
1.8 16v (AT191) (79-81-85-86 kW) Eng. 7AFE		1/96-9/97	•			+ABS, M/T+A/T	613-240				22	78	94							
		1/96-9/97	•			-ABS, M/T+A/T	613-239				22	78	94							
		95-1/96	•			M/T+A/T	613-061				26	78	100							
		1/96-9/97	•				+ABS, M/T+A/T	607-347	48	26	23	56	86	60,5					5	2
		1/96-9/97	•				-ABS, M/T+A/T	607-346		26	23	56	83	61					5	2
		95-1/96	•				M/T+A/T	607-070		26	24	56	85	60					5	2
2.0 16v (ST191) (93 kW) Eng. 3SFE		93-97	•			M/T+A/T	613-061				26	78	100							
			93-97	•			M/T+A/T	607-070		26	24	56	85	60					5	2
2.0 D (CT190) (53 kW) Eng. 2C		2/92-1/96	•			M/T+A/T	613-061				26	78	100							
			2/92-1/96	•			M/T+A/T	607-070		26	24	56	85	60					5	2
2.0 GLI (ST191) (90-95-98 kW) Eng. 3SFE		92-97	•			M/T+A/T	613-061				26	78	100							
			92-97	•			M/T+A/T	607-070		26	24	56	85	60					5	2
2.0 GTi 16v (ST191) (Exc. SW) (115-125-129 kW) Eng. 3SGE		94-	•				613-111				25	85	102							
			94-	•				607-134		26	25	56	89,5	60					5	2
2.0 TD (CT190) (61-62 kW) Eng. 2CT		96-	•			+ABS	613-240				22	78	94							
			96-	•			+ABS	607-347	48	26	23	56	86	60,5					5	2
<b>Celica II (TA60, RA40, RA6) '77-'86</b>			L/R			NOTE	CIFAM ref.	ABS	A	B	C	D	E	F	H	I	L	M	Fig	
1.6 GT 16v Coupe (91 kW) Eng. 4AGE		83-86	•			A/T	613-239				22	78	94							
		83-86	•			M/T	613-029				26	78	100							
		83-86	•			+ABS, A/T	613-240				22	78	94							
		83-86	•				A/T	607-346		26	23	56	83	61					5	2
		83-86	•				M/T	607-030		26	23	56	82	60					5	2
		83-86	•				+ABS, A/T	607-347	48	26	23	56	86	60,5					5	2
<b>Celica III (T16) '85-'90</b>			L/R			NOTE	CIFAM ref.	ABS	A	B	C	D	E	F	H	I	L	M	Fig	
1.6 (63 kW) Eng. 4AL		86-90	•				613-061				26	78	100							
			86-90	•				607-070		26	24	56	85	60					5	2
1.8 (ST160) (66-74 kW) Eng. 1SLU		8/85-8/89	•			M/T+A/T	613-061				26	78	100							
			8/85-8/89	•			M/T+A/T	607-070		26	24	56	85	60					5	2
2.0 GT, Cabrio (ST162), Coupe (103 kW) Eng. 3SGELC		85-90	•			M/T+A/T	613-111				25	85	102							
			85-90	•			M/T+A/T	607-134		26	25	56	89,5	60					5	2































<b>Celica IV (T18) '89-'94</b>			L/R			NOTE	CIFAM ref.	ABS	A	B	C	D	E	F	H	I	L	M	Fig	
2.0 GTi (ST182) Coupe, Cabrio (115-118 kW) Eng. 3SGE		89-1/91	•			-ABS, A/T, nut M19x1,5	<b>613-061</b>				26	78	100							
		89-3/94	•			-ABS, M/T, nut M19x1,5	<b>613-166</b>				24	79	98							
		91-94	•			+ABS, M/T	<b>613-269</b>				26	86	138							
		89-1/91	•				-ABS, A/T, nut M19x1,5	<b>607-070</b>		26	24	56	85	60					5	2
		89-3/94	•				-ABS, M/T, nut M19x1,5	<b>607-207</b>		26	27	56	89,5	59					5	2
		91-94	•				+ABS, M/T	<b>607-393</b>	48	26	27	56	96	60					5	2
2.0 T. 4WD (ST185) Coupe (150-153 kW) Eng. 3SGTE		89-	•			Usa	<b>613-069</b>				23	78	110							
		89-	•			+ABS, FWD	<b>613-269</b>				26	86	138							
		89-	•				Usa	<b>607-078</b>		26	29	56	84	59,5					5	3
		89-	•				+ABS, FWD	<b>607-393</b>	48	26	27	56	96	60					5	2
<b>Corolla III (E8) '83-'88</b>			L/R			NOTE	CIFAM ref.	ABS	A	B	C	D	E	F	H	I	L	M	Fig	
1.3 (AE80), LiftB. (51 kW) Eng. 2AL		83-12/84	•			-ABS, M/T	<b>613-029</b>				26	78	100							
		83-12/84	•			-ABS, M/T	<b>607-030</b>		26	23	56	82	60					5	2	
1.3 (AE80/EE80), LiftB., Compact FX (55-68 kW) Eng. 2EL/ 2ELC		84-	•			-ABS, M/T	<b>613-029</b>				26	78	100							
		84-	•			-ABS, M/T	<b>607-030</b>		26	23	56	82	60					5	2	
1.6 (AE82), LiftB. (62 kW) Eng. 4AL		83-87	•				<b>613-029</b>				26	78	100							
		83-87	•				<b>607-030</b>		26	23	56	82	60					5	2	
1.6 (AE82), LiftB., Compact FX (53 kW) Eng. 4ALC		85-	•			Usa	<b>613-069</b>				23	78	110							
		85-	•			Usa	<b>607-078</b>		26	29	56	84	59,5					5	3	
1.6 Compact FX (55-85-89-91 kW) Eng. 4AC		83-87	•			A/T	<b>613-029</b>				26	78	100							
		83-87	•			M/T	<b>613-061</b>				26	78	100							
		87-89	•			M/T+A/T, Usa	<b>613-069</b>				23	78	110							
		83-87	•				A/T	<b>607-030</b>		26	23	56	82	60					5	2
		83-87	•				M/T	<b>607-070</b>		26	24	56	85	60					5	2
		87-89	•				M/T+A/T, Usa	<b>607-078</b>		26	29	56	84	59,5					5	3
1.6 GT 16v Compact FX (85-89-91 kW) Eng. 4AGEL		85-87	•			A/T	<b>613-029</b>				26	78	100							
		85-87	•			M/T	<b>613-061</b>				26	78	100							
		85-87	•				A/T	<b>607-030</b>		26	23	56	82	60					5	2
		85-87	•				M/T	<b>607-070</b>		26	24	56	85	60					5	2
1.6 GT 16v Coupe (91 kW) Eng. 4AGE		83-87	•			A/T	<b>613-029</b>				26	78	100							
		83-87	•			M/T	<b>613-061</b>				26	78	100							
		83-87	•				A/T	<b>607-030</b>		26	23	56	82	60					5	2
		83-87	•				M/T	<b>607-070</b>		26	24	56	85	60					5	2




































<b>Corolla III (E8) '83-'88</b>			L/R			NOTE	CIFAM ref.	ABS	A	B	C	D	E	F	H	I	L	M	Fig		
1.6 LiftB. (63 kW) Eng. 4AL		85-88		•		A/T	613-029				26	78	100								
		85-88		•		M/T	613-061				26	78	100								
		85-88		•		A/T	607-030		26	23	56	82	60						5	2	
		85-88		•		M/T	607-070		26	24	56	85	60						5	2	
1.6 SR 16v Coupe (57-89 kW) Eng. 4AC		83-		•		Usa	613-029				26	78	100								
		83-		•		Usa	607-030		26	23	56	82	60						5	2	
1.8 D, LiftB., Compact FX (43 kW) Eng. 1C		83-88		•		M/T, nut M19x1,5	613-061				26	78	100								
		83-88		•		M/T, nut M19x1,5	607-070		26	24	56	85	60						5	2	
1.8 D, LiftB., Compact FX (48 kW) Eng. 1CL		83-88		•		M/T, nut M19x1,5	613-061				26	78	100								
		83-88		•		M/T, nut M19x1,5	607-070		26	24	56	85	60						5	2	
<b>Corolla IV (E9), SW, Compact, Liftback '87-'93</b>			L/R			NOTE	CIFAM ref.	ABS	A	B	C	D	E	F	H	I	L	M	Fig		
1.3 12v (EE90) (55 kW) Eng. 2E/ 2EE		8/87-92		•			613-061				26	78	100								
		8/87-92		•			607-070		26	24	56	85	60						5	2	
1.6 (AE92) (66 kW) Eng. 4AF		87-4/92		•		+ABS, M/T	613-243				24	79	98								
		87-4/92		•		-ABS, A/T	613-029				26	78	100								
		87-4/92		•		-ABS, FWD, M/T	613-061				26	78	100								
		87-4/92		•		+ABS, M/T	607-351	48	26	24	56	85,8	61						5	2	
		87-4/92		•		-ABS, A/T	607-030		26	23	56	82	60						5	2	
		87-4/92		•		-ABS, FWD, M/T	607-070		26	24	56	85	60						5	2	
1.6 (AE92) (Exc. Compact) (70 kW) Eng. 4AF		87-4/92		•		+ABS, M/T	613-243				24	79	98								
		87-4/92		•		-ABS, A/T	613-029				26	78	100								
		87-4/92		•		-ABS, FWD, M/T	613-061				26	78	100								
		87-4/92		•		+ABS, M/T	607-351	48	26	24	56	85,8	61						5	2	
		87-4/92		•		-ABS, A/T	607-030		26	23	56	82	60						5	2	
		87-4/92		•		-ABS, FWD, M/T	607-070		26	24	56	85	60						5	2	
1.6 GTi (AE92) (Exc. SW) (85-89-92-95 kW) Eng. 4AGE		87-93		•		M/T+A/T, Usa	613-069				23	78	110								
		87-93		•		+ABS, M/T	613-243				24	79	98								
		87-93		•		-ABS, A/T	613-029				26	78	100								
		87-93		•		-ABS, FWD, M/T	613-061				26	78	100								
		87-93		•		M/T+A/T, Usa	607-078		26	29	56	84	59,5						5	3	
		87-93		•		+ABS, M/T	607-351	48	26	24	56	85,8	61						5	2	
		87-93		•		-ABS, A/T	607-030		26	23	56	82	60						5	2	
		87-93		•		-ABS, FWD, M/T	607-070		26	24	56	85	60						5	2	






































<b>Corolla IV (E9), SW, Compact, Liftback '87-'93</b>			L/R			NOTE	CIFAM ref.	ABS	A	B	C	D	E	F	H	I	L	M	Fig	
1.6i, 4WD (74-78-81 kW) Eng. 4AFE		4/90-93	•				<b>613-239</b>				22	78	94							
		87-3/90	•				<b>613-029</b>				26	78	100							
		4/90-93	•				<b>607-346</b>		26	23	56	83	61						5	2
		87-3/90	•				<b>607-030</b>		26	23	56	82	60						5	2
1.8 D (CE90) (47-48 kW) Eng. 1C		2/91-93	•		+ABS, M/T, nut M19x1,5	<b>613-240</b>					22	78	94							
		8/87-1/91	•		M/T, nut M19x1,5	<b>613-061</b>					26	78	100							
		8/87-1/91	•		+ABS, M/T, nut M19x1,5	<b>613-243</b>					24	79	98							
		2/91-93	•		+ABS, M/T, nut M19x1,5	<b>607-347</b>	48	26	23	56	86	60,5							5	2
		8/87-1/91	•		M/T, nut M19x1,5	<b>607-070</b>		26	24	56	85	60							5	2
		8/87-1/91	•		+ABS, M/T, nut M19x1,5	<b>607-351</b>	48	26	24	56	85,8	61							5	2
<b>Corolla V (E10), SW, Compact, Liftback '92-'97</b>			L/R			NOTE	CIFAM ref.	ABS	A	B	C	D	E	F	H	I	L	M	Fig	
1.3 XLI (EE101) (55 kW) Eng. 4EFE		95-97	•			<b>613-239</b>					22	78	94							
		95-97	•		+ABS	<b>613-240</b>					22	78	94							
		95-97	•			<b>607-346</b>		26	23	56	83	61							5	2
		95-97	•		+ABS	<b>607-347</b>	48	26	23	56	86	60,5							5	2
1.3 XLI 16v (EE101) (65 kW) Eng. 4EFE		92-97	•			<b>613-239</b>					22	78	94							
		92-97	•		+ABS	<b>613-240</b>					22	78	94							
		92-97	•			<b>607-346</b>		26	23	56	83	61							5	2
		92-97	•		+ABS	<b>607-347</b>	48	26	23	56	86	60,5							5	2
1.6 Si, GLi (AE101) (66-70-74-78-81-85 kW) Eng. 4AFE		92-97	•			<b>613-239</b>					22	78	94							
		92-97	•		+ABS	<b>613-240</b>					22	78	94							
		92-97	•		+ABS, Design:Saginaw	<b>613-244</b>					20	78	103							
		92-97	•			<b>607-346</b>		26	23	56	83	61							5	2
		92-97	•		+ABS	<b>607-347</b>	48	26	23	56	86	60,5							5	2
92-97	•		+ABS, Design:Saginaw	<b>607-352</b>	48	26	29	56	84	59,5								5	3	
2.0 D (CE100) (53 kW) Eng. 2C		92-97	•		+ABS	<b>613-240</b>					22	78	94							
		92-97	•		-ABS, FWD	<b>613-239</b>					22	78	94							
		92-97	•		+ABS	<b>607-347</b>	48	26	23	56	86	60,5							5	2
		92-97	•		-ABS, FWD	<b>607-346</b>		26	23	56	83	61							5	2



<b>Corolla VI (E11), SW, Compact, Liftback '97-'02</b>			L/R			NOTE	CIFAM ref.	ABS	A	B	C	D	E	F	H	I	L	M	Fig	
1.4 (EE111) (63 kW) Eng. 4EFE		97-00		•			613-239				22	78	94							
		97-00		•	+ABS		613-240				22	78	94							
		97-00		•			607-346		26	23	56	83	61					5	2	
		97-00		•	+ABS		607-347	48	26	23	56	86	60,5					5	2	
1.4 16v (ZZE111) (71 kW) Eng. 4ZZFE		00-02		•			613-239				22	78	94							
		00-02		•	+ABS		613-240				22	78	94							
		00-02		•			607-346		26	23	56	83	61					5	2	
		00-02		•	+ABS		607-347	48	26	23	56	86	60,5					5	2	
1.6 (AE111) (81 kW) Eng. 4AFE		97-00		•	A/T		613-239				22	78	94							
		97-00		•	+ABS, A/T		613-240				22	78	94							
		97-00		•	A/T		607-346		26	23	56	83	61					5	2	
		97-00		•	+ABS, A/T		607-347	48	26	23	56	86	60,5					5	2	
1.6 16v (81 kW) Eng. 3ZZFE		00-02		•	A/T		613-239				22	78	94							
		00-02		•	+ABS, A/T		613-240				22	78	94							
		00-02		•	A/T		607-346		26	23	56	83	61					5	2	
		00-02		•	+ABS, A/T		607-347	48	26	23	56	86	60,5					5	2	
1.6 Aut. (AE111) (79 kW) Eng. 4AFE		97-00		•	A/T		613-239				22	78	94							
		97-00		•	+ABS, A/T		613-240				22	78	94							
		97-00		•	A/T		607-346		26	23	56	83	61					5	2	
		97-00		•	+ABS, A/T		607-347	48	26	23	56	86	60,5					5	2	
<b>Corolla VII (E12) Verso '02-'04</b>			L/R			NOTE	CIFAM ref.	ABS	A	B	C	D	E	F	H	I	L	M	Fig	
2.0 D-4D (66 kW) Eng. 1CDFTV		02-04		•			613-530				25	90	107							
		02-04		•			607-536		26	27	63,2	94,5	58,5					5	2	
<b>Corolla VII (E12), SW '02-</b>			L/R			NOTE	CIFAM ref.	ABS	A	B	C	D	E	F	H	I	L	M	Fig	
1.4 D-4D (66 kW) Eng. 1NDTV		7/04-		•	+ABS		613-540				21	85	103							
		7/04-		•	+ABS		607-544	48	26	25	58	90,2	59					5	1	
1.4 VVT-i (71 kW) Eng. 4ZZFE		1/02-		•	+ABS		613-370				22	82	126							
		1/02-		•	+ABS		607-539	48	26	23	58	82	59,5					5	1	
1.6 VVT-i (81 kW) Eng. 3ZZFE		1/02-		•	+ABS		613-370				22	82	126							
		1/02-		•	+ABS		607-539	48	26	23	58	82	59,5					5	1	
1.8 VVTLi TS (Exc. SW) (141 kW) Eng. 2ZZGE		02-		•	+ABS		613-540				21	85	103							
		02-		•	+ABS		607-544	48	26	25	58	90,2	59					5	1	

Corolla VII (E12), SW '02-			L/R			NOTE	CIFAM ref.	ABS	A	B	C	D	E	F	H	I	L	M	Fig		
2.0 D-4D (66 kW) Eng. 1CDFTV		1/02-		•		+ABS	613-540				21	85	103								
		1/02-		•		+ABS	607-544	48	26	25	58	90,2	59						5	1	
2.0 D-4D (85 kW) Eng. 1CDFTV		03-		•		+ABS	613-540				21	85	103								
		03-		•		+ABS	607-544	48	26	25	58	90,2	59						5	1	
Corona II '82-'92			L/R			NOTE	CIFAM ref.	ABS	A	B	C	D	E	F	H	I	L	M	Fig		
1.6 (55 kW) Eng. 4ALU		8/83-88		•		Mod. AE80, 81	613-029				26	78	100								
		84-3/88		•		Mod. AT151, AT160	613-061				26	78	100								
		8/83-88		•		Mod. AE80, 81	607-030		26	23	56	82	60							5	2
		84-3/88		•		Mod. AT151, AT160	607-070		26	24	56	85	60							5	2
1.6 (AT160) (85 kW) Eng. 4AGELU		83-89		•		A/T	613-239				22	78	94								
		83-89		•		+ABS, A/T	613-240				22	78	94								
		83-89		•		A/T	607-346		26	23	56	83	61							5	2
		83-89		•		+ABS, A/T	607-347	48	26	23	56	86	60,5							5	2
1.8 (ST140,150,160) (74 kW) Eng. 1SEL		1/82-88		•			613-061				26	78	100								
		1/82-88		•			607-070		26	24	56	85	60							5	2
1.8 D (43-48 kW) Eng. 1C		1/82-1/84		•			613-029				26	78	100								
		1/82-1/84		•			607-030		26	23	56	82	60							5	2
2.0 (90-98 kW) Eng. 3SFE		86-92		•		M/T+A/T	613-111				25	85	102								
		86-92		•		M/T+A/T	607-134		26	25	56	89,5	60							5	2
2.0 D (50-53 kW) Eng. 2C/ L		1/91-3/92		•		+ABS, M/T+A/T	613-240				22	78	94								
		2/84-12/90		•		M/T+A/T	613-061				26	78	100								
		1/91-3/92		•		+ABS, M/T+A/T	607-347	48	26	23	56	86	60,5							5	2
		2/84-12/90		•		M/T+A/T	607-070		26	24	56	85	60							5	2
Land Cruiser II (J6) '81-'89			L/R			NOTE	CIFAM ref.	ABS	A	B	C	D	E	F	H	I	L	M	Fig		
4.0 (FJ62V) (101 kW) Eng. 3F		84-87		•		FWD, M/T	606-217		30	27	61,7	92,4	36							12	2
4.0 D (HJ60) (74 kW) Eng. 2H		82-85		•		FWD, M/T	606-217		30	27	61,7	92,4	36							12	2
4.0 D (HJ60) (76 kW) Eng. 2H		81-87		•		FWD, M/T	606-217		30	27	61,7	92,4	36							12	2
4.0 D (HJ60V) (77 kW) Eng. 2H		10/81-1/88		•		FWD, M/T	606-217		30	27	61,7	92,4	36							12	2
4.0 TD (HJ61V) (100 kW) Eng. 12HT		85-89		•			606-217		30	27	61,7	92,4	36							12	2

			L/R			NOTE	CIFAM ref.	ABS	A	B	C	D	E	F	H	I	L	M	Fig
<b>Land Cruiser III (J7) '84-</b>			L/R			NOTE	CIFAM ref.	ABS	A	B	C	D	E	F	H	I	L	M	Fig
3.4 D (BJ70V, BJ73) (66-70 kW) Eng. 3B		84-		•		FWD, M/T	606-217		30	27	61,7	92,4	36					12	2
4.2 TD (HZJ7_V), 4WD (96-100 kW) Eng. 1HZ		90-		•			606-217		30	27	61,7	92,4	36					12	2
<b>Land Cruiser IV 80 (J8) '90-'97</b>			L/R			NOTE	CIFAM ref.	ABS	A	B	C	D	E	F	H	I	L	M	Fig
4.0 (FJ80) (101-115 kW) Eng. 3FE		90-		•			606-217		30	27	61,7	92,4	36					12	2
4.2 D (HZJ80) (99 kW) Eng. 1HZ		90-		•			606-217		30	27	61,7	92,4	36					12	2
4.2 TD (118 kW) Eng. 1HDT		92-		•			606-218		30	24	57	104,6	38,7					12	2
<b>Levin I '87-'91</b>			L/R			NOTE	CIFAM ref.	ABS	A	B	C	D	E	F	H	I	L	M	Fig
1.5 (66 kW) Eng. 5AF		87-91		•			613-239				22	78	94						
		87-91		•		+ABS	613-240				22	78	94						
		87-91		•			607-346		26	23	56	83	61					5	2
		87-91		•		+ABS	607-347	48	26	23	56	86	60,5					5	2
1.6 (85-92 kW) Eng. 4AGE		87-91		•		A/T	613-239				22	78	94						
		87-91		•		M/T	613-061				26	78	100						
		87-91		•		+ABS, A/T	613-240				22	78	94						
		87-91		•		A/T	607-346		26	23	56	83	61					5	2
		87-91		•		M/T	607-070		26	24	56	85	60					5	2
		87-91		•		+ABS, A/T	607-347	48	26	23	56	86	60,5					5	2
<b>MR 2 I (W1) '84-'90</b>			L/R			NOTE	CIFAM ref.	ABS	A	B	C	D	E	F	H	I	L	M	Fig
1.6 16v (AW11) (85-89-91 kW) Eng. 4AGEL/ GELC		84-		•		A/T, Usa	613-029				26	78	100						
		84-		•		RWD, Usa	613-061				26	78	100						
		84-		•		A/T, Usa	607-030		26	23	56	82	60					5	2
		84-		•		RWD, Usa	607-070		26	24	56	85	60					5	2
<b>Picnic I (XM10) '96-'01</b>			L/R			NOTE	CIFAM ref.	ABS	A	B	C	D	E	F	H	I	L	M	Fig
2.0 (90 kW) Eng. 3SFE		01-4/01		•		+ABS	613-243				24	79	98						
		01-4/01		•		+ABS	607-351	48	26	24	56	85,8	61					5	2
2.0 16v (SXM10) (94 kW) Eng. 3SFE		5/96-		•		+ABS	613-243				24	79	98						
		5/96-		•		+ABS	607-351	48	26	24	56	85,8	61					5	2
2.2 D (CMX10) (66 kW) Eng. 3CTE		97-01		•		+ABS	613-243				24	79	98						
		97-01		•		+ABS	607-351	48	26	24	56	85,8	61					5	2
































Previa I (TCR1, 2) '90-'00			L/R			NOTE	CIFAM ref.	ABS	A	B	C	D	E	F	H	I	L	M	Fig	
2.4, 4WD (97 kW) Eng. 2TZFE		90-		•		Usa	613-166				24	79	98							
		90-		•		Usa	607-207		26	27	56	89,5	59						5	2
Rav 4 I (XA1) '94-'00			L/R			NOTE	CIFAM ref.	ABS	A	B	C	D	E	F	H	I	L	M	Fig	
2.0 16v, Cabrio (90-95-98 kW) Eng. 3SFE		94-		•		+ABS, M/T+A/T	613-243				24	79	98							
		94-		•		-ABS, M/T+A/T	613-061				26	78	100							
		94-		•		+ABS, M/T+A/T	607-351	48	26	24	56	85,8	61						5	2
		94-		•		-ABS, M/T+A/T	607-070		26	24	56	85	60						5	2
Rav 4 II (XA2) '00-'06			L/R			NOTE	CIFAM ref.	ABS	A	B	C	D	E	F	H	I	L	M	Fig	
2.0 D-4D 4WD (66-81-85 kW) Eng. 1CDFTV		01-06		•			613-530				25	90	107							
		9/01-		•			607-536		26	27	63,2	94,5	58,5						5	2
Sprinter II (E8) '83-'92			L/R			NOTE	CIFAM ref.	ABS	A	B	C	D	E	F	H	I	L	M	Fig	
1.3 (51-55 kW) Eng. 2ALU/ 2ELU		83-85		•			613-029				26	78	100							
		83-85		•			607-030		26	23	56	82	60						5	2
1.5 (52 kW) Eng. 3AC/ LU/ U		83-85		•			613-029				26	78	100							
		83-85		•			607-030		26	23	56	82	60						5	2
1.6 (62-63 kW) Eng. 4ALU		83-85		•			613-029				26	78	100							
		83-85		•			607-030		26	23	56	82	60						5	2
1.8 D (47 kW) Eng. 1CL		83-85		•			613-061				26	78	100							
		83-85		•			607-070		26	24	56	85	60						5	2
2.0 D (50-54 kW) Eng. 2C/ L		83-85		•			613-061				26	78	100							
		83-85		•			607-070		26	24	56	85	60						5	2
Starlet III (P7) '84-'89			L/R			NOTE	CIFAM ref.	ABS	A	B	C	D	E	F	H	I	L	M	Fig	
1.0 (EP70L) (40 kW) Eng. 1EL		84-12/89		•			613-186				22	78	94							
		84-12/89		•			607-253		23	23	56	80	51						5	2
1.3 (EP71L) (55-68 kW) Eng. 2ELC		84-12/89		•			613-186				22	78	94							
		84-12/89		•			607-253		23	23	56	80	51						5	2
1.5 D (NP70L) (40 kW) Eng. 1N		86-12/89		•			613-186				22	78	94							
		86-12/89		•			607-253		23	23	56	80	51						5	2

TOYOTA



























Starlet IV (P8) '89-'96			L/R			NOTE	CIFAM ref.	ABS	A	B	C	D	E	F	H	I	L	M	Fig	
1.0 (EP80) (40 kW) Eng. 1E		89-		•		M/T	613-199				21	73	91							
		89-		•		M/T	607-271		23	21	56	77	57,5					5	2	
1.5 D (NP80) (40 kW) Eng. 1N		1/89-		•		M/T+A/T	613-186				22	78	94							
		1/89-		•		M/T+A/T	607-253		23	23	56	80	51					5	2	
Tercel I (L1, L2) '79-'86			L/R			NOTE	CIFAM ref.	ABS	A	B	C	D	E	F	H	I	L	M	Fig	
1.3 (AL20, AL11) (48 kW) Eng. 2A		1/79-3/85		•			613-029				26	78	100							
		1/79-3/85		•			607-030		26	23	56	82	60					5	2	
1.5, 4WD (AL25) (52 kW) Eng. 3AC/ LU/ U		83-		•		FWD	613-029				26	78	100							
		83-		•		FWD	607-030		26	23	56	82	60					5	2	
Yaris I (CP10)/ Vitz '99-'05			L/R			NOTE	CIFAM ref.	ABS	A	B	C	D	E	F	H	I	L	M	Fig	
1.0 16v (48 kW) Eng. 1SZFE		03-		•		+ABS	613-381				22	78	118							
		03-		•		+ABS	607-557	48	24	28	55,9	81	56,1					5a	3	
		03-	L				+ABS, M/T, Made in Japan, France	655-1052	48	24		23	77	-	-	-	59	652		
		03-	L				-ABS, M/T, Made in Japan, France	655-1050		24		23	77	-	-	-	59	652		
		03-	R				+ABS, M/T, Made in Japan, France	655-1068	48	24		23	77	-	-	-	59	868		
		03-	R				-ABS, M/T, Made in Japan, France	655-1051		24		23	77	-	-	-	59	868		
1.0 16v (50 kW) Eng. 1SZFE		03-		•		+ABS	613-381				22	78	118							
		99-03		•		+ABS, Design:NTN	613-318				20	68	100							
		99-03		•		-ABS, Design:NTN	613-268				20	68	100							
		03-		•			+ABS	607-557	48	24	28	55,9	81	56,1					5a	3
		99-03		•			+ABS, Design:NTN	607-460	48	24	26	58	77	56					5a	2
		99-03		•			-ABS, Design:NTN	607-392		24	26	58	77	56					5a	2
		4/99-	L				+ABS, M/T, Made in Japan, France	655-1052	48	24		23	77	-	-	-	59	652		
		4/99-	L				-ABS, M/T, Made in Japan, France	655-1050		24		23	77	-	-	-	59	652		
		4/99-	R				+ABS, M/T, Made in Japan, France	655-1068	48	24		23	77	-	-	-	59	868		
4/99-		R				-ABS, M/T, Made in Japan, France	655-1051		24		23	77	-	-	-	59	868			
1.3 (64 kW) Eng. 2SZFE		03-		•		+ABS	613-381				22	78	118							
		03-		•		+ABS	607-557	48	24	28	55,9	81	56,1					5a	3	
1.3 16v (NCP10) (63 kW) Eng. 2NZFE		11/99-		•		+ABS, Made in Japan	613-309				20	78	103							
		11/99-		•		+ABS, Made in Japan	607-447	48	24	22	58	81	56					5a	2	
































Yaris I (CP10)/ Vitz '99-'05			L/R			NOTE	CIFAM ref.	ABS	A	B	C	D	E	F	H	I	L	M	Fig		
1.4 D-4D (55 kW) Eng. 1NDTV		01-03		●		+ABS	613-311				20	78	103								
		03-		●		+ABS	613-381				22	78	118								
		01-03		●		+ABS	607-450	48	24	23	57,9	84,9	56,5						5	2	
		03-		●		+ABS	607-557	48	24	28	55,9	81	56,1						5a	3	
		01-	L				+ABS, M/T	655-1053	48	24		23	83,3	-	-	90	59	638			
		01-	R				+ABS, M/T	655-1054	48	24		23	83,3	-	-	90	59	878			
1.5 TS (NCP13) (77 kW) Eng. 1NZFE		03-		●		+ABS, Made in France	613-381				22	78	118								
		03-		●		+ABS, Made in France	607-557	48	24	28	55,9	81	56,1						5a	3	
		03-	L				+ABS, M/T	655-1053	48	24		23	83,3	-	-	90	59	638			
		03-	R				+ABS, M/T	655-1054	48	24		23	83,3	-	-	90	59	878			
1.5 VVT-i TS (78 kW) Eng. 1NZFE		01-		●		+ABS	613-311				20	78	103								
		01-		●		+ABS	607-450	48	24	23	57,9	84,9	56,5						5	2	
		4/01-	L				+ABS, M/T	655-1053	48	24		23	83,3	-	-	90	59	638			
		4/01-	R				+ABS, M/T	655-1054	48	24		23	83,3	-	-	90	59	878			
<b>Yaris I (NC/LP2) Verso '99-'05</b>			L/R			NOTE	CIFAM ref.	ABS	A	B	C	D	E	F	H	I	L	M	Fig		
1.3 16v (NCP22) (63 kW) Eng. 2NZFE		11/99-		●		+ABS	613-311				20	78	103								
		11/99-		●		+ABS	607-450	48	24	23	57,9	84,9	56,5						5	2	
		11/99-	L				+ABS, M/T	655-1052	48	24		23	77	-	-	-	59	652			
		11/99-	L				-ABS, M/T	655-1050		24		23	77	-	-	-	59	652			
		11/99-	R				+ABS, M/T, Made in Japan, France	655-1068	48	24		23	77	-	-	-	59	868			
		11/99-	R				-ABS, M/T	655-1051		24		23	77	-	-	-	59	868			
1.4 D-4D (55 kW) Eng. 1NDTV		12/01-		●		+ABS	613-311				20	78	103								
		12/01-		●		+ABS	607-450	48	24	23	57,9	84,9	56,5						5	2	
		12/01-	L				+ABS, M/T	655-1053	48	24		23	83,3	-	-	90	59	638			
		12/01-	R				+ABS, M/T	655-1054	48	24		23	83,3	-	-	90	59	878			
1.5 (NCP21) (78 kW) Eng. 1NZFE		3/00-	L			+ABS, M/T	655-1053	48	24		23	83,3	-	-	90	59	638				
		3/00-	R				+ABS, M/T	655-1054	48	24		23	83,3	-	-	90	59	878			
<b>Yaris II (C/SP9) '06-</b>			L/R			NOTE	CIFAM ref.	ABS	A	B	C	D	E	F	H	I	L	M	Fig		
1.0 VVT-i (51 kW) Eng. 1KRFE		06-	L			M/T	655-892		26	23		73,2	73,3		95,6	60	669	s3			
		06-	R			M/T	655-893		26	23		73,2	73,3		95,6	60	884	s3			
1.3 VVT-i, 4WD (64 kW) Eng. 2SZFE/2NZFE		06-	L			M/T	655-892		26	23		73,2	73,3		95,6	60	669	s3			
		06-	R			M/T	655-893		26	23		73,2	73,3		95,6	60	884	s3			






































<b>411,412, Variant '68-'75</b>			L/R			NOTE	CIFAM ref.	ABS	A	B	C	D	E	F	H	I	L	M	Fig
1.8 (63 kW) Eng. AN		73-		•	•	A/T, Ch 419100000-	<b>614-005</b>				21	94	97						
		73-		•	•	A/T, Ch 419100000-	<b>617-004</b>			33		94							
<b>Bora (1J2, 1J6), Variant '98-</b>			L/R			NOTE	CIFAM ref.	ABS	A	B	C	D	E	F	H	I	L	M	Fig
1.4 16v (55 kW) Eng. AHW/ AKQ/ APE/ AUA/ AXP/ BCA		10/98-		•			<b>613-154</b>				22	76	113						
		98-			•		<b>614-020</b>				21	94	97						
		10/98-		•			<b>607-241</b>		36	30	53	81	40					11	2
		98-			•		<b>617-022</b>			33		94							
		10/98-	L				<b>655-207</b>		36	33		81	92		74			554	s14
		10/98-	R				<b>655-208</b>		36	33		81	92		74			822	s14
1.6 (74 kW) Eng. AEH/ AKL/ APF		10/98-		•			<b>613-154</b>				22	76	113						
		98-			•		<b>614-020</b>				21	94	97						
		10/98-		•			<b>607-241</b>		36	30	53	81	40					11	2
		98-			•		<b>617-022</b>			33		94							
		98-	L				<b>655-207</b>		36	33		81	92		74			554	s14
		98-	R				<b>655-208</b>		36	33		81	92		74			822	s14
1.6 (75 kW) Eng. AVU/ BFQ/ BJH		10/98-		•			<b>613-154</b>				22	76	113						
		98-			•		<b>614-020</b>				21	94	97						
		10/98-		•			<b>607-241</b>		36	30	53	81	40					11	2
		98-			•		<b>617-022</b>			33		94							
		98-	L				<b>655-207</b>		36	33		81	92		74			554	s14
		98-	R				<b>655-208</b>		36	33		81	92		74			822	s14
1.6 16v (77 kW) Eng. ATN/ AUS/ AZD/ BCB		00-		•			<b>613-152</b>				26	87	117						
		00-		•			<b>607-189</b>		36	30	52,8	90	40					11	2
1.6 FSI (81 kW) Eng. BAD		02-		•			<b>613-152</b>				26	87	117						
		02-		•			<b>607-189</b>		36	30	52,8	90	40					11	2
1.8 T. (110 kW) Eng. AGU/ ARX/ AUM/ BAE		00-		•			<b>613-152</b>				26	87	117						
		00-		•			<b>607-189</b>		36	30	52,8	90	40					11	2
1.8 T. (132 kW) Eng. AUQ		02-		•		Ch -1J3W468501	<b>613-293</b>				25	90	107						
		02-		•		Ch -1J3W468501	<b>607-428</b>		36	27	53	98	40					11	2



Bora (1J2, 1J6), Variant '98-		L/R			NOTE	CIFAM ref.	ABS	A	B	C	D	E	F	H	I	L	M	Fig	
1.8, 4motion (92 kW) Eng. AGN/ BAF		10/98-		●		<b>613-152</b>				26	87	117							
		10/98-		●		<b>607-189</b>		36	30	52,8	90	40					11	2	
		98-			● M/T, Exc. Doppia Frizione/Double Clutch	<b>617-010C</b>			33		100								
		98-	L			M/T	<b>655-358</b>		36	33		90	100		78		553	s10	
		98-	R			M/T	<b>655-211</b>		36	33		90	100		78		823	s10	
1.9 SDi (Exc. SW) (50 kW) Eng. AGP/ AQM		10/98-		●		<b>613-154</b>				22	76	113							
		98-			●	<b>614-020</b>				21	94	97							
		10/98-		●		<b>607-241</b>		36	30	53	81	40					11	2	
		98-			●	<b>617-022</b>			33		94								
		98-	L				<b>655-207</b>		36	33		81	92		74		554	s14	
		98-	R				<b>655-208</b>		36	33		81	92		74		822	s14	
1.9 TDi (81 kW) Eng. AHF/ ASV		10/98-		●		<b>613-152</b>				26	87	117							
		10/98-		●		<b>607-189</b>		36	30	52,8	90	40					11	2	
		98-			● M/T, Exc. Doppia Frizione/Double Clutch	<b>617-010C</b>			33		100								
		98-01	L				<b>655-358</b>		36	33		90	100		78		553	s10	
		98-01	R				<b>655-211</b>		36	33		90	100		78		823	s10	
1.9 TDi, 4motion (110 kW) Eng. ARL		00-		●	Ch -1J3W468501	<b>613-293</b>				25	90	107							
		00-		●	Ch -1J3W468501	<b>607-428</b>		36	27	53	98	40					11	2	
		00-			● M/T, Exc. Doppia Frizione/Double Clutch	<b>617-010C</b>			33		100								
1.9 TDi, 4motion (66 kW) Eng. AGR/ ALH/ ANU		10/98-		●		<b>613-152</b>				26	87	117							
		10/98-		●		<b>607-189</b>		36	30	52,8	90	40					11	2	
		98-01	L			Exc. 4Motion	<b>655-358</b>		36	33		90	100		78		553	s10	
		98-01	R			Exc. 4Motion	<b>655-211</b>		36	33		90	100		78		823	s10	
1.9 TDi, 4motion (74 kW) Eng. ATD/ AXR		00-		●	A/T, 5Sp	<b>613-293</b>				25	90	107							
		00-		●	M/T+A/T, A/T 4Sp	<b>613-152</b>				26	87	117							
		00-		●	A/T, 5Sp	<b>607-428</b>		36	27	53	98	40						11	2
		00-		●	M/T+A/T, A/T 4Sp	<b>607-189</b>		36	30	52,8	90	40						11	2
		00-			● M/T, Exc. Doppia Frizione/Double Clutch	<b>617-010C</b>			33		100								
		00-	L			Exc. 4Motion	<b>655-358</b>		36	33		90	100		78		553	s10	
		00-	R			Exc. 4Motion	<b>655-211</b>		36	33		90	100		78		823	s10	























<b>Bora (1J2, 1J6), Variant '98-</b>			L/R			NOTE	CIFAM ref.	ABS	A	B	C	D	E	F	H	I	L	M	Fig		
1.9 TDi, 4motion (85 kW) Eng. AJM/ AUY		98-01		•			<b>613-293</b>				25	90	107								
		98-01		•			<b>607-428</b>		36	27	53	98	40					11	2		
		98-			•	M/T, Exc. Doppia Frizione/Double Clutch	<b>617-010C</b>			33		100									
		12/98-	L				<b>655-443</b>		36	28		98	108		78			520	s10		
		12/98-	R				<b>655-444</b>		36	28		98	108		78			806	s10		
1.9 TDi, 4motion (96 kW) Eng. ASZ		00-		•			<b>613-293</b>				25	90	107								
		00-		•	A/T, 4Sp		<b>613-152</b>				26	87	117								
		00-		•			<b>607-428</b>		36	27	53	98	40						11	2	
		00-		•	A/T, 4Sp		<b>607-189</b>		36	30	52,8	90	40						11	2	
		00-		•		M/T, Exc. Doppia Frizione/Double Clutch	<b>617-010C</b>			33		100									
2.0, 4motion (85 kW) Eng. APK/ AQY/ AZH/ AZG/ AZJ		10/98-		•			<b>613-152</b>				26	87	117								
		10/98-		•			<b>607-189</b>		36	30	52,8	90	40						11	2	
		98-			•	M/T, Exc. Doppia Frizione/Double Clutch	<b>617-010C</b>			33		100									
		98-	L			Exc. 4Motion	<b>655-358</b>		36	33		90	100		78			553	s10		
		98-	R			Exc. 4Motion	<b>655-211</b>		36	33		90	100		78			823	s10		
2.3 V5, 4motion (125 kW) Eng. AQN		00-		•			<b>613-293</b>				25	90	107								
		00-		•			<b>607-428</b>		36	27	53	98	40						11	2	
		00-			•	M/T, Exc. Doppia Frizione/Double Clutch	<b>617-010C</b>			33		100									
2.3 VR5, 4motion (110 kW) Eng. AGZ		10/98-		•			<b>613-152</b>				26	87	117								
		10/98-		•			<b>607-189</b>		36	30	52,8	90	40						11	2	
		98-			•	M/T, Exc. Doppia Frizione/Double Clutch	<b>617-010C</b>			33		100									
		98-00	L			M/T	<b>655-747</b>		36			90	108		78			544	s1		
		98-00	R			M/T	<b>655-748</b>		36			90	108		78			808	s1		
2.8 V6, 4motion (150 kW) Eng. AQP/ AUE/ BDE		99-		•			<b>613-154</b>				22	76	113								
		99-		•			<b>607-241</b>		36	30	53	81	40						11	2	
		99-			•	M/T, Exc. Doppia Frizione/Double Clutch	<b>617-010C</b>			33		100									
<b>Corrado (53I) '88-'95</b>			L/R			NOTE	CIFAM ref.	ABS	A	B	C	D	E	F	H	I	L	M	Fig		
1.8 16v (100 kW) Eng. KR		89-92		•		M/T+A/T, Ch 50K006794-50R002000	<b>613-048</b>				22	83	79								
		89-92		•		M/T+A/T, Ch 50K006794-50R002000	<b>607-009</b>		22	30	53	90	49						11	2	
1.8 G60 (118 kW) Eng. 1H/ PG		88-9/93		•		M/T+A/T, Ch 50K006794-50R002000	<b>613-048</b>				22	83	79								
		88-9/93		•		M/T+A/T, Ch 50K006794-50R002000	<b>607-009</b>		22	30	53	90	49						11	2	


























































Derby II (86C, 80) '81-'88			L/R			NOTE	CIFAM ref.	ABS	A	B	C	D	E	F	H	I	L	M	Fig	
1.0 (29 kW) Eng. GL		81-88		•		M/T	613-036				18	68	94							
		81-88			•	M/T	614-004				21	89	97							
		81-88		•		M/T	607-035		20	25	45,5	77	48					11	2	
		81-88			•	M/T	617-003			33		92								
1.1 (37 kW) Eng. HB		81-88		•		M/T	613-036				18	68	94							
		81-88			•	M/T	614-004				21	89	97							
		81-88		•		M/T	607-035		20	25	45,5	77	48					11	2	
		81-88			•	M/T	617-003			33		92								
1.3 (40 kW) Eng. HK/ NZ		83-88			•	M/T	614-004				21	89	97							
		83-88			•	M/T	617-003			33		92								
1.3 (44 kW) Eng. HH		81-88			•	M/T	614-004				21	89	97							
		81-88			•	M/T	617-003			33		92								
1.3 (55 kW) Eng. 3F/ GK		82-88		•		M/T, Ch -86E050306	613-036				18	68	94							
		82-88		•		M/T, Ch 86E050307-	613-035				20	68	80							
		82-88		•		M/T, Ch -86E050306	607-035		20	25	45,5	77	48					11	2	
		82-88		•		M/T, Ch 86E050307-	607-034		20	30	45,5	81	46					11	2	
Eos '06-			L/R			NOTE	CIFAM ref.	ABS	A	B	C	D	E	F	H	I	L	M	Fig	
1.4 16v TSi (118 kW) Eng. CAVD/ CTHD		07-		•		Doppia Frizione/Double Clutch	613-480				25,5	94	116							
		07-		•		Doppia Frizione/Double Clutch	607-708		36	33	59,5	93,7	39,8					13	2	
1.4 TSi (90 kW) Eng. CAXA		08-		•		Doppia Frizione/Double Clutch	613-480				25,5	94	116							
		08-		•		Doppia Frizione/Double Clutch	607-708		36	33	59,5	93,7	39,8					13	2	
1.6 FSI (85 kW) Eng. BLF		06-		•			613-319				26	87	117							
		06-		•			607-467		36	30	59,5	90	40					13	2	
2.0 FSI (110 kW) Eng. BVY/ BVZ		06-		•			613-319				26	87	117							
		06-		•			607-467		36	30	59,5	90	40					13	2	
		06-			•	M/T, Exc. Doppia Frizione/Double Clutch	617-010C			33		100								
2.0 TDi (103 kW) Eng. BMM		06-		•			613-320				25	90	107							
		06-		•			607-463		36	27	59,5	97,95	40,5					13	2	
2.0 TDI 16v (103 kW) Eng. CBAB/ CFFB		09-		•			613-320				25	90	107							
		09-		•			607-463		36	27	59,5	97,95	40,5					13	2	
























## VOLKSWAGEN

681



















<b>Eos '06-</b>			L/R			NOTE	CIFAM ref.	ABS	A	B	C	D	E	F	H	I	L	M	Fig		
2.0 TFSI (147 kW) Eng. BWA/ CCTA/ CCZA		06-		•			<b>613-320</b>				25	90	107								
		06-		•			<b>607-463</b>		36	27	59,5	97,95	40,5						13	2	
<b>Fox '87-'91</b>			L/R			NOTE	CIFAM ref.	ABS	A	B	C	D	E	F	H	I	L	M	Fig		
All models		87-91		•		Brazil	<b>613-035</b>				20	68	80								
		87-91		•		Usa	<b>613-047</b>				20	68	80								
		87-91		•		Brazil	<b>607-096</b>		22	30	51	81	48						11	2	
		87-91		•		Usa	<b>607-049</b>		22	30	51	81	48						11	3	
<b>Fox (5Z1) '05-</b>			L/R			NOTE	CIFAM ref.	ABS	A	B	C	D	E	F	H	I	L	M	Fig		
1.2 (40 kW) Eng. BMD		05-		•		+SE	<b>613-367</b>				25	78	130								
		05-		•		+SI	<b>613-278</b>				25	78	130								
		05-		•		-ABS, -SE/SI	<b>613-433</b>				22	76	113								
		05-		•		+SE	<b>607-531</b>		36	30	51,9	84,8	43						11a	2	
		05-		•		+SI	<b>607-403</b>		20	30	52	85	44							11	2
		05-		•		-ABS, -SE/SI	<b>607-653</b>		22	30	51	81	48							11	2
1.2 (44 kW) Eng. CHFA		10-		•		+SE	<b>613-367</b>				25	78	130								
		10-		•		+SI	<b>613-278</b>				25	78	130								
		10-		•		-ABS, -SE/SI	<b>613-433</b>				22	76	113								
		10-		•		+SE	<b>607-531</b>		36	30	51,9	84,8	43						11a	2	
		10-		•		+SI	<b>607-403</b>		20	30	52	85	44							11	2
		10-		•		-ABS, -SE/SI	<b>607-653</b>		22	30	51	81	48							11	2
1.4 (55 kW) Eng. BKR		05-		•		+SE	<b>613-367</b>				25	78	130								
		05-		•		+SI	<b>613-278</b>				25	78	130								
		05-		•		-ABS, -SE/SI	<b>613-433</b>				22	76	113								
		05-		•		+SE	<b>607-531</b>		36	30	51,9	84,8	43						11a	2	
		05-		•		+SI	<b>607-403</b>		20	30	52	85	44							11	2
		05-		•		-ABS, -SE/SI	<b>607-653</b>		22	30	51	81	48							11	2
1.4 TDi (51 kW) Eng. BNM		05-		•		+SE	<b>613-283</b>				26	87	117								
		05-		•		+SE	<b>613-368</b>				26	87	117								
		05-		•		+SE	<b>607-414</b>		36	30	52	90	43,5						11	2	
		05-		•		+SE	<b>607-533</b>		36	30	51,6	89,8	42,8							11a	2
		05-	L				<b>655-879</b>		36			90	94		75				518	s10	
		05-	R				<b>655-880</b>		36			90	94		75				770	s10	





















Gol / Parati / Saveiro '80-'00			L/R			NOTE	CIFAM ref.	ABS	A	B	C	D	E	F	H	I	L	M	Fig	
1.5		83-86		•		Brazil	613-047				20	68	80							
		83-86		•		Brazil	607-049		22	30	51	81	48						11	3
1.6		83-86		•		Brazil	613-047				20	68	80							
		87-89		•		Brazil	613-035				20	68	80							
		83-86		•		Brazil	607-049		22	30	51	81	48						11	3
		87-89		•		Brazil	607-096		22	30	51	81	48						11	2
Golf I (17, 155) '74-'93			L/R			NOTE	CIFAM ref.	ABS	A	B	C	D	E	F	H	I	L	M	Fig	
1.1 (37 kW) Eng. FA/ GG		4/74-7/79		•		M/T, Ch -17A0360000	613-004				20	68	80							
		8/79-7/83		•		M/T, Ch 17A0360001-	613-005				20	68	80							
		4/74-7/83			•	M/T	614-004				21	89	97							
		4/74-7/79		•		M/T, Ch -17A0360000	607-004		22	30	50,3	81	48						11	3
		8/79-7/83		•		M/T, Ch 17A0360001-	607-005		22	30	50,3	81	48						11	2
		4/74-7/83			•	M/T	617-003			33		92								
1.1 (38 kW) Eng. FJ		81-7/83		•		M/T	613-005				20	68	80							
		4/81-7/83			•	M/T	614-004				21	89	97							
		81-7/83		•		M/T	607-005		22	30	50,3	81	48						11	2
		4/81-7/83			•	M/T	617-003			33		92								
1.1 (44 kW) Eng. HC		81-83		•		M/T, Ch 17A0360001-	613-005				20	68	80							
		81-83			•	M/T	614-004				21	89	97							
		81-83		•		M/T, Ch 17A0360001-	607-005		22	30	50,3	81	48						11	2
		81-83			•	M/T	617-003			33		92								
1.3 (44 kW) Eng. GF		2/80-7/83		•		M/T, Ch 17A0360001-17D641909	613-005				20	68	80							
		79-2/80		•		M/T, Ch 1753000001-17A0360000	613-004				20	68	80							
		79-7/83			•	M/T	614-004				21	89	97							
		2/80-7/83		•		M/T, Ch 17A0360001-17D641909	607-005		22	30	50,3	81	48						11	2
		79-2/80		•		M/T, Ch 1753000001-17A0360000	607-004		22	30	50,3	81	48						11	3
		79-7/83			•	M/T	617-003			33		92								





























Golf I (17, 155) '74-'93			L/R			NOTE	CIFAM ref.	ABS	A	B	C	D	E	F	H	I	L	M	Fig	
1.3 Cabrio (44 kW) Eng. GF		10/83-7/86		•			<b>613-005</b>				20	68	80							
		2/79-2/80		•		M/T, Ch 1592800001-15A0807000	<b>613-004</b>				20	68	80							
		2/79-7/86			•		<b>614-004</b>				21	89	97							
		10/83-7/86		•		Ch 15E006507-15G035000	<b>607-021</b>		22	30	53	81	48						11	2
		2/79-2/80		•		M/T, Ch 1592800001-15A0807000	<b>607-004</b>		22	30	50,3	81	48						11	3
		2/80-9/83		•		Ch 15A0807001-15E006506	<b>607-005</b>		22	30	50,3	81	48						11	2
		2/79-7/86			•		<b>617-003</b>			33		92								
		10/83-	L				<b>655-121</b>		22	33		81	94		78			562	s10	
10/83-		R				<b>655-003</b>		22	33		81	94		78			774	s10		
1.4, Cabrio (51 kW) Eng. JB		2/80-7/83		•		Ch 15A0807001-15D050000	<b>613-005</b>				20	68	80							
		77-2/80		•		Ch 1592800001-15A0807000	<b>613-004</b>				20	68	80							
		77-7/83			•		<b>614-005</b>				21	94	97							
		2/80-7/83		•		Ch 15A0807001-15D050000	<b>607-005</b>		22	30	50,3	81	48						11	2
		77-2/80		•		Ch 1592800001-15A0807000	<b>607-004</b>		22	30	50,3	81	48						11	3
		77-7/83			•		<b>617-004</b>			33		94								
	77-7/83	L			Ch 1592800001-15D050000	<b>655-052</b>		22	33		81	94		78			540	s10		
1.5 (51 kW) Eng. FH		74-		•		M/T+A/T, Ch 1753000001-17A0360000	<b>613-004</b>				20	68	80							
		74-		•		M/T+A/T, Ch 17A0116213-17D641909	<b>613-005</b>				20	68	80							
		74-			•	M/T+A/T	<b>614-005</b>				21	94	97							
		74-		•		M/T+A/T, Ch 1753000001-17A0360000	<b>607-004</b>		22	30	50,3	81	48						11	3
		74-		•		M/T+A/T, Ch 17A0116213-17D641909	<b>607-005</b>		22	30	50,3	81	48						11	2
		74-			•	M/T+A/T, Ch 1753000001-17A0360000	<b>617-004</b>			33		94								
		74-			•	M/T+A/T, Ch 17A0116213-17D641909	<b>617-004</b>			33		94								
	74-	L			M/T+A/T, Ch 1753000001-17D641909	<b>655-052</b>		22	33		81	94		78			540	s10		
1.5 D (37 kW) Eng. CK		8/76-7/80		•		M/T, Ch 1753000001-17A0116212	<b>613-004</b>				20	68	80							
		8/76-7/80		•		M/T, Ch 17A0116213-17D641909	<b>613-005</b>				20	68	80							
		8/76-7/80			•	M/T	<b>614-005</b>				21	94	97							
		8/76-7/80		•		M/T, Ch 1753000001-17A0116212	<b>607-004</b>		22	30	50,3	81	48						11	3
		8/76-7/80		•		M/T, Ch 17A0116213-17D641909	<b>607-005</b>		22	30	50,3	81	48						11	2
		8/76-7/80			•	M/T	<b>617-004</b>			33		94								
	8/76-7/80	L			Ch 1753000001-17D641909	<b>655-052</b>		22	33		81	94		78			540	s10		


































Golf I (17, 155) '74-'93		L/R			NOTE	CIFAM ref.	ABS	A	B	C	D	E	F	H	I	L	M	Fig	
1.6 (55 kW) Eng. FP		75-	•		M/T+A/T, Ch 1753000001-17A0360000	<b>613-004</b>				20	68	80							
		75-	•		M/T+A/T, Ch 17A0116213-17D641909	<b>613-005</b>				20	68	80							
		75-		•	M/T+A/T	<b>614-005</b>				21	94	97							
		75-	•		M/T+A/T, Ch 1753000001-17A0360000	<b>607-004</b>		22	30	50,3	81	48						11	3
		75-	•		M/T+A/T, Ch 17A0116213-17D641909	<b>607-005</b>		22	30	50,3	81	48						11	2
		75-		•	M/T+A/T, Ch 1753000001-17A0360000	<b>617-004</b>			33		94								
		75-		•	M/T+A/T, Ch 17A0116213-17D641909	<b>617-004</b>			33		94								
		75-	L		M/T+A/T, Ch 1753000001-17D641909	<b>655-052</b>		22	33		81	94		78			540	s10	
1.6 Cabrio (53 kW) Eng. RE		10/83-87	•		M/T+A/T, Ch -15J001799	<b>613-005</b>				20	68	80							
		86-90	•		Ch 15J001800-	<b>613-048</b>				22	83	79							
		86-87		•	M/T+A/T, Ch -15J001799	<b>614-005</b>				21	94	97							
		10/83-87	•		M/T+A/T, Ch -15J001799	<b>607-021</b>		22	30	53	81	48						11	2
		86-90	•		Ch 15J001800-	<b>607-009</b>		22	30	53	90	49						11	2
		8/87-90	L		• Ch 15J001800-	<b>617-010B</b>			33		100								
		8/87-90	R		• Ch 15J001800-	<b>617-010A</b>			33		100								
		86-87		•	M/T+A/T, Ch -15J001799	<b>617-004</b>			33		94								
		86-	L		M/T+A/T, Ch 15J001800-	<b>655-052</b>		22	33		81	94		78			540	s10	
		86-	L		-ABS, Ch -15J001799	<b>655-002</b>		22	33		81	94		78			540	s10	
1.6 D (40 kW) Eng. CR/ JK		80-7/83	•		M/T, Ch 17A0116213-17D641909	<b>613-005</b>				20	68	80							
		80-7/83		•	M/T, Ch 17A0116213-17D641909	<b>614-005</b>				21	94	97							
		80-7/83	•		M/T, Ch 17A0116213-17D641909	<b>607-005</b>		22	30	50,3	81	48						11	2
		80-7/83		•	M/T, Ch 17A0116213-17D641909	<b>617-004</b>			33		94								
		80-7/83	L		Ch 17A0116213-17D641909	<b>655-052</b>		22	33		81	94		78				540	s10
1.6 TD (51 kW) Eng. CY		82-83	•		M/T, Ch 17A0116213-17D641909	<b>613-005</b>				20	68	80							
		82-83		•	M/T, Ch 17A0116213-17D641909	<b>614-005</b>				21	94	97							
		82-83	•		M/T, Ch 17A0116213-17D641909	<b>607-005</b>		22	30	50,3	81	48						11	2
		82-83		•	M/T, Ch 17A0116213-17D641909	<b>617-004</b>			33		94								
		82-83	L		Ch 17A0116213-17D641909	<b>655-052</b>		22	33		81	94		78				540	s10


































<b>Golf I (17, 155) '74-'93</b>			L/R			NOTE	CIFAM ref.	ABS	A	B	C	D	E	F	H	I	L	M	Fig	
1.6, Cabrio (55 kW) Eng. EW/ HN		10/83-87		●		M/T+A/T, Ch -15J001799	<b>613-005</b>				20	68	80							
		8/87-92		●		Ch 15J001800-	<b>613-048</b>				22	83	79							
		10/83-87			●	M/T+A/T, Ch -15J001799	<b>614-005</b>				21	94	97							
		10/83-87		●		M/T+A/T, Ch -15J001799	<b>607-021</b>		22	30	53	81	48					11	2	
		8/87-92		●		Ch 15J001800-	<b>607-009</b>		22	30	53	90	49					11	2	
		10/83-87			●	M/T+A/T, Ch -15J001799	<b>617-004</b>			33		94								
		8/87-92	L		●	Ch 15J001800-	<b>617-010B</b>			33		100								
		8/87-92	R		●	Ch 15J001800-	<b>617-010A</b>			33		100								
		10/83-8/87	L			Ch -15J001799	<b>655-002</b>		22	33		81	94		78			540	s10	
		2/79-9/83	L			M/T+A/T, Ch 15J001800-	<b>655-052</b>		22	33		81	94		78			540	s10	
	8/87-7/93	L			-ABS	<b>655-339</b>		22	33		90	100		78			532	s10		
1.6, Cabrio, GTi (81 kW) Eng. EG		76-		●		Ch 1592800001-15E006506	<b>613-005</b>				20	68	80							
		76-			●	Ch 1592800001-15E006506	<b>614-005</b>				21	94	97							
		76-		●		Ch 1592800001-15E006506	<b>607-021</b>		22	30	53	81	48					11	2	
		76-			●	Ch 1592800001-15E006506	<b>617-004</b>			33		94								
		76-	L			Ch 1592800001-15E006506	<b>655-052</b>		22	33		81	94		78			540	s10	
1.8 Cabrio (66 kW) Eng. EX		8/83-92		●		M/T+A/T, Ch 15E000001-15P040000	<b>613-005</b>				20	68	80							
		8/87-92		●		Ch 15J001800-15P040000	<b>613-048</b>				22	83	79							
		8/83-92			●	M/T+A/T, Ch 15E000001-15P040000	<b>614-005</b>				21	94	97							
		8/83-92		●		M/T+A/T, Ch 15E000001-15P040000	<b>607-021</b>		22	30	53	81	48						11	2
		8/87-92		●		Ch 15J001800-15P040000	<b>607-009</b>		22	30	53	90	49						11	2
		8/83-92			●	M/T+A/T, Ch 15E000001-15P040000	<b>617-004</b>			33		94								
		8/87-92	L		●	Ch 15J001800-15P040000	<b>617-010B</b>			33		100								
		8/87-92	R		●	Ch 15J001800-15P040000	<b>617-010A</b>			33		100								
		10/83-8/87	L				<b>655-002</b>		22	33		81	94		78			540	s10	
	10/83-8/87	R			-ABS	<b>655-189</b>		22	33		81	94		78			609	s10		
	8/87-92	L			-ABS	<b>655-339</b>		22	33		90	100		78			532	s10		



















Golf I (17, 155) '74-'93			L/R			NOTE	CIFAM ref.	ABS	A	B	C	D	E	F	H	I	L	M	Fig
1.8 Cabrio (70 kW) Eng. JH		8/83-7/93		•		M/T+A/T, Ch 15E000001-15P040000	613-005				20	68	80						
		8/87-7/93		•		Ch 15J001800-15P040000	613-048				22	83	79						
		8/83-7/93			•	M/T+A/T, Ch 15E000001-15P040000	614-005				21	94	97						
		8/83-7/93		•		M/T+A/T, Ch 15E000001-15P040000	607-021		22	30	53	81	48					11	2
		8/87-7/93		•		Ch 15J001800-15P040000	607-009		22	30	53	90	49					11	2
		8/83-7/93			•	M/T+A/T, Ch 15E000001-15P040000	617-004			33		94							
		8/87-7/93	L		•	Ch 15J001800-15P040000	617-010B			33		100							
		8/87-7/93	R		•	Ch 15J001800-15P040000	617-010A			33		100							
1.8 Cabrio (72 kW) Eng. 2H		8/89-3/93		•		A/T	613-005				20	68	80						
		8/89-3/93		•		M/T	613-048				22	83	79						
		8/89-3/93			•	A/T	614-005				21	94	97						
		8/89-3/93		•		A/T	607-021		22	30	53	81	48					11	2
		8/89-3/93		•		M/T	607-009		22	30	53	90	49					11	2
		8/89-3/93			•	A/T	617-004			33		94							
		8/89-3/93	L		•	M/T	617-010B			33		100							
		8/89-3/93	R		•	M/T	617-010A			33		100							
1.8 GTI (82 kW) Eng. DX/ EV/ PB		82-		•		M/T, Ch 17D000001-17D641909	613-005				20	68	80						
		82-			•	M/T, Ch 17D000001-17D641909	614-005				21	94	97						
		82-		•		M/T, Ch 17D000001-17D641909	607-021		22	30	53	81	48					11	2
		82-	L			Ch 17D000001-17D641909	655-052		22	33		81	94		78		540	s10	
1.8 GTI Cabrio (82 kW) Eng. DX/ EV/ PB		8/83-7/84		•		Ch 15E000001-15E035000	613-005				20	68	80						
		8/84-89		•		Ch 15F000001-15N040000	613-048				22	83	79						
		8/83-7/84			•	Ch 15E000001-15E035000	614-005				21	94	97						
		8/83-7/84		•		Ch 15E000001-15E035000	607-021		22	30	53	81	48					11	2
		8/84-89		•		Ch 15F000001-15N040000	607-009		22	30	53	90	49					11	2
		8/83-7/84			•	Ch 15E000001-15E035000	617-004			33		94							
		8/84-89	L		•	Ch 15F000001-15N040000	617-010B			33		100							
		8/84-89	R		•	Ch 15F000001-15N040000	617-010A			33		100							
	8/83-7/84	L			Ch 15E000001-15E035000	655-052		22	33		81	94		78		540	s10		
	8/87-89	L			Ch 15F000001-15N040000	655-339		22	33		90	100		78		532	s10		

Golf II (19E, 1G1) '83-'92		L/R			NOTE	CIFAM ref.	ABS	A	B	C	D	E	F	H	I	L	M	Fig		
1.0 (33 kW) Eng. GN		83-85		●	M/T, Ch 17D641910-1GN158228	613-005				20	68	80								
		83-85		●	M/T, Ch 17D641910-1GN158228	614-004				21	89	97								
		83-85		●	M/T, Ch 17D641910-1GN158228	607-021		22	30	53	81	48						11	2	
		83-85		●	M/T, Ch 17D641910-1GN158228	617-003			33		92									
		83-85	L			M/T	655-121		22	33		81	94		78			562	s10	
		83-85	R			M/T	655-003		22	33		81	94		78			774	s10	
1.0 (37 kW) Eng. HZ		85-91		●	M/T, Ch 17D641910-1GN158228	613-005				20	68	80								
		85-91		●	M/T, Ch 17D641910-1GN158228	614-004				21	89	97								
		85-91		●	M/T, Ch 17D641910-1GN158228	607-021		22	30	53	81	48						11	2	
		85-91		●	M/T, Ch 17D641910-1GN158228	617-003			33		92									
		85-91	L			M/T	655-121		22	33		81	94		78			562	s10	
		85-91	R			M/T	655-003		22	33		81	94		78			774	s10	
1.3 (37 kW) Eng. NU		85-87		●	M/T, Ch 17D641910-1GN300000	613-005				20	68	80								
		85-87		●	M/T, Ch 17D641910-1GN300000	614-004				21	89	97								
		85-87		●	M/T, Ch 17D641910-1GN300000	607-021		22	30	53	81	48						11	2	
		85-87		●	M/T, Ch 17D641910-1GN300000	617-003			33		92									
		85-87	L			M/T	655-121		22	33		81	94		78			562	s10	
		85-87	R			M/T	655-003		22	33		81	94		78			774	s10	
1.3 (44 kW) Eng. GT		83-86		●	M/T, Ch 17D641910-1GN300000	613-005				20	68	80								
		83-86		●	M/T, Ch 17D641910-1GN300000	614-004				21	89	97								
		83-86		●	M/T, Ch 17D641910-1GN300000	607-021		22	30	53	81	48						11	2	
		83-86		●	M/T, Ch 17D641910-1GN300000	617-003			33		92									
		83-86	L			M/T	655-121		22	33		81	94		78			562	s10	
		83-86	R			M/T	655-003		22	33		81	94		78			774	s10	
1.3, Kat (40 kW) Eng. 2G/ HK/ MH/ NZ		8/83-7/92		●	M/T, Ch 17D641910-1GN300000	613-005				20	68	80								
		8/83-7/92		●	M/T, Ch 17D641910-1GN300000	614-004				21	89	97								
		8/83-7/92		●	M/T, Ch 17D641910-1GN300000	607-021		22	30	53	81	48						11	2	
		8/83-7/92		●	M/T, Ch 17D641910-1GN300000	617-003			33		92									
		8/83-12/92	L			M/T	655-121		22	33		81	94		78			562	s10	
		8/83-12/92	R			M/T	655-003		22	33		81	94		78			774	s10	














Golf II (19E, 1G1) '83-'92		L/R			NOTE	CIFAM ref.	ABS	A	B	C	D	E	F	H	I	L	M	Fig		
1.6 (51 kW) Eng. PN/ EZA		86-12/92		•	M/T+A/T	613-005				20	68	80								
		86-12/92		•	M/T+A/T	614-005				21	94	97								
		86-12/92		•	M/T+A/T	607-021		22	30	53	81	48						11	2	
		86-12/92		•	M/T+A/T	617-004			33		94									
		86-12/92	L			M/T+A/T, Ch 17D641910-	655-002	22	33		81	94		78			540	s10		
		86-12/92	R			M/T+A/T, Ch 17D641910-	655-003	22	33		81	94		78			774	s10		
1.6 (53 kW) Eng. RF(KAT)		86-91		•	M/T+A/T	613-005				20	68	80								
		86-91		•	M/T+A/T	614-005				21	94	97								
		86-91		•	M/T+A/T	607-021		22	30	53	81	48						11	2	
		86-91		•	M/T+A/T	617-004			33		94									
		86-91	L			M/T+A/T, Ch 17D641910-	655-002	22	33		81	94		78			540	s10		
		86-91	R			M/T+A/T, Ch 17D641910-	655-003	22	33		81	94		78			774	s10		
1.6 (55 kW) Eng. EZ/ HM		83-91		•	M/T+A/T	613-005				20	68	80								
		83-91		•	M/T+A/T	614-005				21	94	97								
		83-91		•	M/T+A/T	607-021		22	30	53	81	48						11	2	
		83-91		•	M/T+A/T	617-004			33		94									
		83-91	L			M/T+A/T, Ch 17D641910-	655-002	22	33		81	94		78			540	s10		
		83-91	R			M/T+A/T, Ch 17D641910-	655-003	22	33		81	94		78			774	s10		
1.6 D (37 kW) Eng. CS		83-91	L			655-002	22	33		81	94		78			540	s10			
		83-91	R			655-003	22	33		81	94		78			774	s10			
1.6 D (40 kW) Eng. JP/ ME		83-10/91		•	M/T	613-005				20	68	80								
		83-10/91		•	M/T	614-005				21	94	97								
		83-10/91		•	M/T	607-021		22	30	53	81	48						11	2	
		83-10/91		•	M/T	617-004			33		94									
		8/83-10/91	L			Ch 17D641910-1GN158228	655-002	22	33		81	94		78			540	s10		
		8/83-10/91	R			Ch 17D641910-1GN158228	655-003	22	33		81	94		78			774	s10		
1.6 TD (44 kW) Eng. 1V		89-91		•	M/T	613-005				20	68	80								
		89-91		•	M/T	614-005				21	94	97								
		89-91		•	M/T	607-021		22	30	53	81	48						11	2	
		89-91		•	M/T	617-004			33		94									
		89-91	L			Ch 17D641910-1GN158228	655-002	22	33		81	94		78			540	s10		
		89-91	R			Ch 17D641910-1GN158228	655-003	22	33		81	94		78			774	s10		






















VOLKSWAGEN

Golf II (19E, 1G1) '83-'92		L/R			NOTE	CIFAM ref.	ABS	A	B	C	D	E	F	H	I	L	M	Fig
1.6 TD (51 kW) Eng. JR/ MF		83-10/91		●	M/T	613-005				20	68	80						
		83-10/91			●	M/T	614-005			21	94	97						
		83-10/91		●	M/T	607-021		22	30	53	81	48					11	2
		83-10/91			●	M/T	617-004			33	94							
		8/83-10/91	L			Ch 17D641910-1GN158228	655-002	22	33		81	94		78			540	s10
		8/83-10/91	R			Ch 17D641910-1GN158228	655-003	22	33		81	94		78			774	s10
1.6 TD (59 kW) Eng. RA/ SB		89-91		●	M/T	613-005				20	68	80						
		89-91			●	M/T	614-005			21	94	97						
		89-91		●	M/T	607-021		22	30	53	81	48					11	2
		89-91			●	M/T	617-004			33	94							
		89-91	L			Ch 17D641910-1GN158228	655-002	22	33		81	94		78			540	s10
		89-91	R			Ch 17D641910-1GN158228	655-003	22	33		81	94		78			774	s10
1.8 (62 kW) Eng. RH		86-1/90		●	M/T+A/T	613-005				20	68	80						
		86-1/90			●	M/T	614-005			21	94	97						
		86-1/90		●	M/T+A/T	607-021		22	30	53	81	48					11	2
		86-1/90			●	M/T	617-004			33	94							
		86-90	L			M/T+A/T, Ch 19E431737-1GN158228	655-002	22	33		81	94		78			540	s10
		86-90	R			M/T+A/T, Ch 19E431737-1GN158228	655-003	22	33		81	94		78			774	s10
1.8 (66 kW) Eng. HV/ GU/ GX		86-1/90		●	M/T+A/T	613-005				20	68	80						
		91-		●	M/T, Ch 1HN000001-	613-048				22	83	79						
		86-1/90			●	M/T	614-005			21	94	97						
		86-1/90		●	M/T+A/T	607-021		22	30	53	81	48					11	2
		91-		●	M/T, Ch 1HN000001-	607-009		22	30	53	90	49					11	2
		86-1/90			●	M/T	617-004			33	94							
		91-	L		●	M/T, Ch 1HN000001-	617-010B			33	100							
		91-	R		●	FWD, M/T, Ch 1HN000001-	617-010A			33	100							
		86-91	L			M/T+A/T, Ch 19E431737-1GN158228	655-002	22	33		81	94		78			540	s10
		86-91	R			M/T+A/T, Ch 19E431737-1GN158228	655-003	22	33		81	94		78			774	s10


















Golf II (19E, 1G1) '83-'92		L/R			NOTE	CIFAM ref.	ABS	A	B	C	D	E	F	H	I	L	M	Fig		
1.8 16v (102 kW) Eng. KR		86-90		•	M/T, Ch 19E431737-1GN158228	<b>613-048</b>				22	83	79								
		86-90		•	M/T, Ch 19E431737-1GN158228	<b>607-009</b>		22	30	53	90	49					11	2		
		86-90	L		•	M/T, Ch 19E431737-1GN158228	<b>617-010B</b>			33		100								
		86-90	R		•	M/T, Ch 19E431737-1GN158228	<b>617-010A</b>			33		100								
		86-90	L			-ABS	<b>655-339</b>		22	33		90	100		78		532	s10		
		86-90	R				<b>655-615</b>		22	33		90	100		78		769	s10		
1.8 16v GTi (95 kW) Eng. PL		86-10/91		•	M/T, Ch 19E431737-1GN158228	<b>613-048</b>				22	83	79								
		86-10/91		•	M/T, Ch 19E431737-1GN158228	<b>607-009</b>		22	30	53	90	49						11	2	
		86-10/91	L		•	M/T, Ch 19E431737-1GN158228	<b>617-010B</b>			33		100								
		86-10/91	R		•	M/T, Ch 19E431737-1GN158228	<b>617-010A</b>			33		100								
		86-10/91	L			-ABS	<b>655-339</b>		22	33		90	100		78		532	s10		
		86-10/91	R				<b>655-615</b>		22	33		90	100		78		769	s10		
1.8 GTI (82 kW) Eng. DX/ EV/ GZ/ PB		83-10/91		•	M/T, Ch 19E431737-1GN158228	<b>613-048</b>				22	83	79								
		83-10/91		•	M/T, Ch 19E431737-1GN158228	<b>607-009</b>		22	30	53	90	49						11	2	
		83-10/91	L		•	M/T, Ch 19E431737-1GN158228	<b>617-010B</b>			33		100								
		83-10/91	R		•	M/T, Ch 19E431737-1GN158228	<b>617-010A</b>			33		100								
		83-10/91	L			-ABS	<b>655-339</b>		22	33		90	100		78		532	s10		
		83-10/91	R				<b>655-615</b>		22	33		90	100		78		769	s10		
1.8 GTI, Kat (79 kW) Eng. PF/ RD		85-10/91		•	M/T, Ch 19E431737-1GN158228	<b>613-048</b>				22	83	79								
		85-10/91		•	M/T, Ch 19E431737-1GN158228	<b>607-009</b>		22	30	53	90	49						11	2	
		85-10/91	L		•	M/T, Ch 19E431737-1GN158228	<b>617-010B</b>			33		100								
		85-10/91	R		•	M/T, Ch 19E431737-1GN158228	<b>617-010A</b>			33		100								
















# VOLKSWAGEN






















			L/R			NOTE	CIFAM ref.	ABS	A	B	C	D	E	F	H	I	L	M	Fig	
<b>Golf II (19E, 1G1) '83-'92</b> 1.8 Syncro (66 kW) Eng. GU/ GX		86-1/90		●		FWD, M/T	<b>613-005</b>				20	68	80							
		86-91		●		RWD, M/T, Ch 19G000001-1GM990000	<b>613-035</b>				20	68	80							
		91-		●		FWD, M/T, Ch 1HN000001-	<b>613-048</b>				22	83	79							
		86-1/90		●		FWD, M/T	<b>614-005</b>				21	94	97							
		86-91		●		RWD, M/T, Ch 19G000001-1GM990000	<b>614-005</b>				21	94	97							
		86-1/90		●		FWD, M/T	<b>607-021</b>		22	30	53	81	48						11	2
		86-91		●		RWD, M/T, Ch 19G000001-1GM990000	<b>607-096</b>		22	30	51	81	48						11	2
		91-		●		FWD, M/T, Ch 1HN000001-	<b>607-009</b>		22	30	53	90	49						11	2
		86-1/90			●		FWD, M/T	<b>617-004</b>			33		94							
		86-91			●		RWD, M/T, Ch 19G000001-1GM990000	<b>617-004</b>			33		94							
		91-	L		●		FWD, M/T, Ch 1HN000001-	<b>617-010B</b>			33		100							
		91-	R		●		FWD, M/T, Ch 1HN000001-	<b>617-010A</b>			33		100							
		8/89-	L				FWD	<b>655-339</b>	22	33		90	100		78			532	s10	
		86-7/89	L				FWD	<b>655-002</b>	22	33		81	94		78			540	s10	
		86-7/89	R				FWD	<b>655-189</b>	22	33		81	94		78			609	s10	
1.8 Syncro (72 kW) Eng. 1P		88-1/90		●		FWD, M/T	<b>613-005</b>				20	68	80							
		88-91		●		RWD, M/T, Ch 19G000001-1GM990000	<b>613-035</b>				20	68	80							
		91-		●		FWD, M/T, Ch 1HN000001-	<b>613-048</b>				22	83	79							
		88-91			●		RWD, M/T, Ch 19G000001-1GM990000	<b>614-005</b>				21	94	97						
		88-1/90		●			FWD, M/T	<b>607-021</b>		22	30	53	81	48					11	2
		88-91		●			RWD, M/T, Ch 19G000001-1GM990000	<b>607-096</b>		22	30	51	81	48					11	2
		91-		●			FWD, M/T, Ch 1HN000001-	<b>607-009</b>		22	30	53	90	49					11	2
		88-1/90			●		FWD, M/T	<b>617-004</b>			33		94							
		88-91			●		RWD, M/T, Ch 19G000001-1GM990000	<b>617-004</b>			33		94							
		91-	L		●		FWD, M/T, Ch 1HN000001-	<b>617-010B</b>			33		100							
		91-	R		●		FWD, M/T, Ch 1HN000001-	<b>617-010A</b>			33		100							
		8/89-	L				FWD	<b>655-339</b>	22	33		90	100		78			532	s10	
		88-7/89	L				FWD	<b>655-002</b>	22	33		81	94		78			540	s10	
		88-7/89	R				FWD	<b>655-189</b>	22	33		81	94		78			609	s10	































Golf II (19E, 1G1) '83-'92			L/R			NOTE	CIFAM ref.	ABS	A	B	C	D	E	F	H	I	L	M	Fig	
1.8, Syncro (66 kW) Eng. RP		86-1/90		•		M/T+A/T	613-005				20	68	80							
		91-		•		M/T, Ch 1HN000001-	613-048				22	83	79							
		86-1/90			•	M/T	614-005				21	94	97							
		86-1/90		•		M/T+A/T	607-021		22	30	53	81	48					11	2	
		91-		•		M/T, Ch 1HN000001-	607-009		22	30	53	90	49						11	2
		86-1/90			•	M/T	617-004			33		94								
		91-	L		•	M/T, Ch 1HN000001-	617-010B			33		100								
		91-	R		•	FWD, M/T, Ch 1HN000001-	617-010A			33		100								
	86-91	L				M/T+A/T, Ch 19E431737-1GN158228	655-002		22	33		81	94		78		540	s10		
	86-91	R				M/T+A/T, Ch 19E431737-1GN158228	655-003		22	33		81	94		78		774	s10		
Golf III (1H1) '91-'99			L/R			NOTE	CIFAM ref.	ABS	A	B	C	D	E	F	H	I	L	M	Fig	
1.4 (40 kW) Eng. ABD		10/91-8/97		•		M/T	613-005				20	68	80							
		10/91-8/97			•	M/T, Ch -1HSP70000	614-004				21	89	97							
		10/91-8/97		•		M/T	607-021		22	30	53	81	48						11	2
		10/91-8/97			•	M/T, Ch -1HSP70000	617-003			33		92								
		11/91-	L			-ABS	655-352		22	33		81	94		78		583	s10		
		11/91-7/92	R			-ABS, M/T	655-355		22	33		81	94		78		796	s10		
	8/92-	R			-ABS	655-353		22	33		81	94		78		782	s10			
1.4 (44 kW) Eng. AEX/ APQ		10/91-8/97		•		M/T	613-005				20	68	80							
		10/91-8/97			•	M/T, Ch -1HSP70000	614-004				21	89	97							
		10/91-8/97			•	M/T, Ch 1HT000001-	614-005				21	94	97							
		10/91-8/97		•		M/T	607-021		22	30	53	81	48						11	2
		10/91-8/97			•	M/T, Ch -1HSP70000	617-003			33		92								
		10/91-8/97			•	M/T, Ch 1HT000001-	617-004			33		94								
		11/91-	L			-ABS	655-352		22	33		81	94		78		583	s10		
		11/91-7/92	R			-ABS, M/T	655-355		22	33		81	94		78		796	s10		
	8/92-	R			-ABS	655-353		22	33		81	94		78		782	s10			

















<b>Golf III (1H1) '91-'99</b>		L/R			NOTE	CIFAM ref.	ABS	A	B	C	D	E	F	H	I	L	M	Fig	
1.6 (55 kW) Eng. ABU		92-8/97		•	M/T	<b>613-005</b>				20	68	80							
		92-8/97		•	M/T, Ch -1HS180000	<b>614-004</b>				21	89	97							
		92-8/97		•	M/T, Ch 1HS180001-	<b>614-005</b>				21	94	97							
		92-8/97		•	M/T	<b>607-021</b>		22	30	53	81	48						11	2
		92-8/97		•	M/T, Ch -1HS180000	<b>617-003</b>			33		92								
		92-8/97		•	M/T, Ch 1HS180001-	<b>617-004</b>			33		94								
		10/94-	L			-ABS, M/T	<b>655-121</b>	22	33		81	94	78				562	s10	
		10/94-	R			-ABS, M/T	<b>655-355</b>	22	33		81	94	78				796	s10	
9/92-9/94		L			-ABS	<b>655-352</b>	22	33		81	94	78				583	s10		
9/92-9/94	R				-ABS, M/T	<b>655-355</b>	22	33		81	94	78				796	s10		
1.6 (55 kW) Eng. AEA/ AEE		92-8/97		•	M/T	<b>613-005</b>				20	68	80							
		92-8/97		•	M/T, Ch -1HS180000	<b>614-004</b>				21	89	97							
		92-8/97		•	M/T, Ch 1HS180001-	<b>614-005</b>				21	94	97							
		92-8/97		•	M/T	<b>607-021</b>		22	30	53	81	48						11	2
		92-8/97		•	M/T, Ch -1HS180000	<b>617-003</b>			33		92								
		92-8/97		•	M/T, Ch 1HS180001-	<b>617-004</b>			33		94								
		10/94-	L			-ABS, M/T	<b>655-121</b>	22	33		81	94	78				562	s10	
		10/94-	R			-ABS, M/T	<b>655-355</b>	22	33		81	94	78				796	s10	
9/92-9/94		L			-ABS	<b>655-352</b>	22	33		81	94	78				583	s10		
9/92-9/94	R				-ABS, M/T	<b>655-355</b>	22	33		81	94	78				796	s10		
1.6, Cabrio (74 kW) Eng. AEK/ AFT/ AKS		94-97		•	A/T	<b>613-048</b>				22	83	79							
		94-97		•	M/T	<b>613-005</b>				20	68	80							
		94-97		•	M/T, Ch 1HS180001-	<b>614-005</b>				21	94	97							
		94-97		•	A/T	<b>607-009</b>		22	30	53	90	49						11	2
		94-97		•	M/T	<b>607-021</b>		22	30	53	81	48						11	2
		94-97		•	M/T, Ch 1HS180001-	<b>617-004</b>			33		94								
		94-97	L			M/T	<b>655-121</b>	22	33		81	94	78				562	s10	
		94-97	L			A/T	<b>655-751</b>	22			90	100	78	32		547	s1		
94-97		R			M/T	<b>655-355</b>	22	33		81	94	78				796	s10		
94-97		R			A/T	<b>655-752</b>	22			90		78			780	s1			






















Golf III (1H1) '91-'99		L/R			NOTE	CIFAM ref.	ABS	A	B	C	D	E	F	H	I	L	M	Fig		
1.8 (55 kW) Eng. AAM		11/91-8/97		•	FWD, M/T+A/T, Ch -1HR9900000	<b>613-048</b>				22	83	79								
		11/91-8/97		•	FWD, M/T+A/T, Ch -1HR9900000	<b>607-009</b>		22	30	53	90	49					11	2		
		11/91-8/97	L		•	FWD, M/T+A/T, Ch -1HR9900000	<b>617-010B</b>			33		100								
		11/91-8/97	R		•	FWD, M/T+A/T, Ch -1HR9900000	<b>617-010A</b>			33		100								
		8/94-97	L			A/T	<b>655-751</b>		22			90	100		78	32	547	s1		
		8/94-97	R			A/T	<b>655-752</b>		22			90			78		780	s1		
		91-7/94	L			A/T	<b>655-187</b>		22	33		90	100		78		552	s10		
		91-7/94	R			A/T	<b>655-188</b>		22	33		90	100		78		792	s10		
91-97		L			M/T	<b>655-187</b>		22	33		90	100		78		552	s10			
91-97		R			M/T	<b>655-188</b>		22	33		90	100		78		792	s10			
1.8 (66 kW) Eng. ABS/ ADZ		11/91-8/97		•	FWD, M/T+A/T, Ch -1HR9900000	<b>613-048</b>				22	83	79								
		11/91-8/97		•	FWD, M/T+A/T, Ch -1HR9900000	<b>607-009</b>		22	30	53	90	49					11	2		
		11/91-8/97	L		•	FWD, M/T+A/T, Ch -1HR9900000	<b>617-010B</b>			33		100								
		11/91-8/97	R		•	FWD, M/T+A/T, Ch -1HR9900000	<b>617-010A</b>			33		100								
		11/91-	L			M/T	<b>655-187</b>		22	33		90	100		78		552	s10		
		11/91-	R			M/T	<b>655-188</b>		22	33		90	100		78		792	s10		
		94-97	L			A/T	<b>655-751</b>		22			90	100		78	32	547	s1		
		94-97	R			A/T	<b>655-752</b>		22			90			78		780	s1		
1.8 Cabrio (55 kW) Eng. AAM		9/93-		•	M/T+A/T, Ch 1ER000001-	<b>613-048</b>				22	83	79								
		9/93-		•	M/T+A/T, Ch 1ER000001-	<b>607-009</b>		22	30	53	90	49					11	2		
		9/93-	L		•	M/T+A/T, Ch 1ER000001-	<b>617-010B</b>			33		100								
		9/93-	R		•	M/T+A/T, Ch 1ER000001-	<b>617-010A</b>			33		100								
		8/94-97	L			A/T	<b>655-751</b>		22			90	100		78	32	547	s1		
		8/94-97	R			A/T	<b>655-752</b>		22			90			78		780	s1		
		91-7/94	L			A/T	<b>655-187</b>		22	33		90	100		78		552	s10		
		91-7/94	R			A/T	<b>655-188</b>		22	33		90	100		78		792	s10		
91-97		L			M/T	<b>655-187</b>		22	33		90	100		78		552	s10			
91-97		R			M/T	<b>655-188</b>		22	33		90	100		78		792	s10			






















Golf III (1H1) '91-'99		L/R			NOTE	CIFAM ref.	ABS	A	B	C	D	E	F	H	I	L	M	Fig	
1.8 Cabrio (66 kW) Eng. ABS/ ADZ		9/93-		•	M/T+A/T, Ch 1ER000001-	<b>613-048</b>				22	83	79							
		9/93-		•	M/T+A/T, Ch 1ER000001-	<b>607-009</b>		22	30	53	90	49					11	2	
		9/93-	L		•	M/T+A/T, Ch 1ER000001-	<b>617-010B</b>			33		100							
		9/93-	R		•	M/T+A/T, Ch 1ER000001-	<b>617-010A</b>			33		100							
		9/93-	L			M/T	<b>655-187</b>		22	33		90	100		78		552	s10	
		9/93-	R			M/T	<b>655-188</b>		22	33		90	100		78		792	s10	
		94-97	L			A/T	<b>655-751</b>		22			90	100		78	32	547	s1	
94-97	R			A/T	<b>655-752</b>		22				90			78		780	s1		
1.8 GT (66 kW) Eng. ABS/ ACC/ ADZ		11/91-8/97		•	FWD, M/T+A/T, Ch -1HR9900000	<b>613-048</b>				22	83	79							
		11/91-8/97		•	FWD, M/T+A/T, Ch -1HR9900000	<b>607-009</b>		22	30	53	90	49					11	2	
		11/91-8/97	L		•	FWD, M/T+A/T, Ch -1HR9900000	<b>617-010B</b>			33		100							
		11/91-8/97	R		•	FWD, M/T+A/T, Ch -1HR9900000	<b>617-010A</b>			33		100							
		11/91-	L			M/T	<b>655-187</b>		22	33		90	100		78		552	s10	
		11/91-	R			M/T	<b>655-188</b>		22	33		90	100		78		792	s10	
		94-97	L			A/T	<b>655-751</b>		22			90	100		78	32	547	s1	
94-97	R			A/T	<b>655-752</b>		22				90			78		780	s1		
1.8 Syncro (66 kW) Eng. ADZ		11/91-8/97		•	FWD, M/T+A/T, Ch -1HR9900000	<b>613-048</b>				22	83	79							
		11/91-8/97		•	RWD, M/T	<b>614-005</b>				21	94	97							
		11/91-8/97		•	FWD, M/T+A/T, Ch -1HR9900000	<b>607-009</b>		22	30	53	90	49					11	2	
		11/91-8/97			•	RWD, M/T	<b>617-004</b>			33		94							
		11/91-8/97	L		•	FWD, M/T+A/T, Ch -1HR9900000	<b>617-010B</b>			33		100							
	11/91-8/97	R		•	FWD, M/T+A/T, Ch -1HR9900000	<b>617-010A</b>			33		100								
		94-97	L			FWD, A/T	<b>655-751</b>		22			90	100		78	32	547	s1	
94-97		R			FWD, A/T	<b>655-752</b>		22			90			78		780	s1		
1.9 D (48 kW) Eng. 1Y		11/91-		•	M/T	<b>613-005</b>				20	68	80							
		11/91-		•	M/T, Ch -1HR9900000	<b>613-048</b>				22	83	79							
		11/91-		•	M/T	<b>614-005</b>				21	94	97							
		11/91-			•	M/T	<b>607-021</b>		22	30	53	81	48					11	2
		11/91-			•	M/T, Ch -1HR9900000	<b>607-009</b>		22	30	53	90	49					11	2
		11/91-			•	M/T	<b>617-004</b>			33		94							
		11/91-	L		•	M/T, Ch -1HR9900000	<b>617-010B</b>			33		100							
	11/91-	R		•	M/T, Ch -1HR9900000	<b>617-010A</b>			33		100								
	11/91-	L			M/T	<b>655-121</b>		22	33		81	94		78		562	s10		
	11/91-	R			-ABS, M/T	<b>655-355</b>		22	33		81	94		78		796	s10		

Golf III (1H1) '91-'99		L/R			NOTE	CIFAM ref.	ABS	A	B	C	D	E	F	H	I	L	M	Fig
1.9 SDi (47 kW) Eng. AEY		97-		•	M/T	613-005				20	68	80						
		97-		•	M/T	614-005				21	94	97						
		97-		•	M/T	607-021		22	30	53	81	48					11	2
		97-		•	M/T	617-004			33		94							
		97-	L			-ABS, M/T	655-121	22	33		81	94		78			562	s10
		97-	R			-ABS, M/T	655-355	22	33		81	94		78			796	s10
1.9 TD (55 kW) Eng. AAZ		11/91-		•	M/T+A/T, Ch -1HR9900000	613-048				22	83	79						
		11/91-		•	M/T+A/T, Ch -1HR9900000	607-009	22	30	53	90	49						11	2
		11/91-	L	•	M/T+A/T, Ch -1HR9900000	617-010B			33		100							
		11/91-	R	•	M/T+A/T, Ch -1HR9900000	617-010A			33		100							
		8/94-97	L			A/T	655-751	22			90	100		78	32	547	s1	
		8/94-97	R			A/T	655-752	22			90			78		780	s1	
		91-7/94	L			A/T	655-187	22	33		90	100		78		552	s10	
		91-7/94	R			A/T	655-188	22	33		90	100		78		792	s10	
		91-97	L			M/T	655-187	22	33		90	100		78		552	s10	
91-97		R			M/T	655-188	22	33		90	100		78		792	s10		
1.9 TDi (66 kW) Eng. 1Z		93-99		•	M/T	613-048				22	83	79						
		93-99		•	M/T	607-009	22	30	53	90	49						11	2
		93-99	L	•	M/T	617-010B			33		100							
		93-99	R	•	M/T	617-010A			33		100							
		9/93-	L				655-123	22	33		90	100		78		551	s10	
		9/93-	R				655-124	22	33		90	100		78		783	s10	
1.9 TDi (66 kW) Eng. AHU/ ALE		93-99		•	M/T	613-048				22	83	79						
		93-99		•	M/T	607-009	22	30	53	90	49						11	2
		93-99	L	•	M/T	617-010B			33		100							
		93-99	R	•	M/T	617-010A			33		100							
		9/93-	L				655-123	22	33		90	100		78		551	s10	
		9/93-	R				655-124	22	33		90	100		78		783	s10	
1.9 TDi (81 kW) Eng. AFN		96-		•	M/T+A/T, Ch -1HR9900000	613-048				22	83	79						
		96-		•	M/T+A/T, Ch -1HR9900000	607-009	22	30	53	90	49						11	2
		96-	L	•	M/T+A/T, Ch -1HR9900000	617-010B			33		100							
		96-	R	•	M/T+A/T, Ch -1HR9900000	617-010A			33		100							





































Golf III (1H1) '91-'99		L/R			NOTE	CIFAM ref.	ABS	A	B	C	D	E	F	H	I	L	M	Fig		
2.0 (85 kW) Eng. 2E		11/91-		•	M/T	<b>613-152</b>				26	87	117								
		11/91-8/97		•	A/T, Ch -1HR9900000	<b>613-048</b>				22	83	79								
		11/91-		•	M/T	<b>607-189</b>		36	30	52,8	90	40						11	2	
		11/91-8/97		•	A/T, Ch -1HR9900000	<b>607-009</b>		22	30	53	90	49						11	2	
		11/91-8/97	L		•	A/T, Ch -1HR9900000	<b>617-010B</b>			33		100								
		11/91-8/97	R		•	A/T, Ch -1HR9900000	<b>617-010A</b>			33		100								
		8/94-97	L			A/T	<b>655-751</b>	22			90	100		78	32	547	s1			
		8/94-97	R			A/T	<b>655-752</b>	22			90			78		780	s1			
		91-7/94	L			A/T	<b>655-187</b>	22	33		90	100		78		552	s10			
		91-7/94	L			M/T	<b>655-358</b>	36	33		90	100		78		553	s10			
		91-7/94	R			A/T	<b>655-188</b>	22	33		90	100		78		792	s10			
		91-7/94	R			M/T	<b>655-357</b>	36	33		90	100		78		783	s10			
2.0 (85 kW) Eng. ADY/ AGG/ AKR		11/91-		•	M/T	<b>613-152</b>				26	87	117								
		11/91-8/97		•	A/T, Ch -1HR9900000	<b>613-048</b>				22	83	79								
		11/91-		•	M/T	<b>607-189</b>		36	30	52,8	90	40						11	2	
		11/91-8/97		•	A/T, Ch -1HR9900000	<b>607-009</b>		22	30	53	90	49						11	2	
		11/91-8/97	L		•	A/T, Ch -1HR9900000	<b>617-010B</b>			33		100								
		11/91-8/97	R		•	A/T, Ch -1HR9900000	<b>617-010A</b>			33		100								
		8/94-97	L			A/T	<b>655-751</b>	22			90	100		78	32	547	s1			
		8/94-97	R			A/T	<b>655-752</b>	22			90			78		780	s1			
		91-7/94	L			A/T	<b>655-187</b>	22	33		90	100		78		552	s10			
		91-7/94	L			M/T	<b>655-358</b>	36	33		90	100		78		553	s10			
		91-7/94	R			A/T	<b>655-188</b>	22	33		90	100		78		792	s10			
		91-7/94	R			M/T	<b>655-357</b>	36	33		90	100		78		783	s10			
2.0 Cabrio (85 kW) Eng. 2E		9/93-		•	M/T+A/T, Ch 1ER000001-	<b>613-048</b>				22	83	79								
		9/93-		•	M/T+A/T, Ch 1ER000001-	<b>607-009</b>		22	30	53	90	49						11	2	
		9/93-	L		•	M/T+A/T, Ch 1ER000001-	<b>617-010B</b>			33		100								
		9/93-	R		•	M/T+A/T, Ch 1ER000001-	<b>617-010A</b>			33		100								
		8/94-97	L			FWD, A/T	<b>655-751</b>	22			90	100		78	32	547	s1			
		8/94-97	R			FWD, A/T	<b>655-752</b>	22			90			78		780	s1			
91-7/94		L			FWD, A/T	<b>655-187</b>	22	33		90	100		78		552	s10				
91-7/94		R			FWD, A/T	<b>655-188</b>	22	33		90	100		78		792	s10				
























Golf III (1H1) '91-'99		L/R			NOTE	CIFAM ref.	ABS	A	B	C	D	E	F	H	I	L	M	Fig		
2.0 Cabrio (85 kW) Eng. ADY/ AGG/ AKR		9/93-		•	M/T+A/T, Ch 1ER000001-	<b>613-048</b>				22	83	79								
		9/93-		•	M/T+A/T, Ch 1ER000001-	<b>607-009</b>		22	30	53	90	49						11	2	
		9/93-	L		•	M/T+A/T, Ch 1ER000001-	<b>617-010B</b>			33		100								
		9/93-	R		•	M/T+A/T, Ch 1ER000001-	<b>617-010A</b>			33		100								
		8/94-97	L			A/T	<b>655-751</b>		22			90	100		78	32	547		s1	
		8/94-97	R			A/T	<b>655-752</b>		22			90			78		780		s1	
		91-7/94	L			A/T	<b>655-187</b>		22	33		90	100		78		552		s10	
91-7/94		R			A/T	<b>655-188</b>		22	33		90	100		78		792		s10		
2.0 GTi 16v (110 kW) Eng. ABF		92-8/97		•	M/T+A/T, Ch -1HSP700000	<b>613-152</b>				26	87	117								
		92-8/97		•	M/T+A/T, Ch -1HSP700000	<b>607-189</b>		36	30	52,8	90	40						11	2	
		92-8/97	L		•	M/T+A/T, Ch -1HSP700000	<b>617-010B</b>			33		100								
		92-8/97	R		•	M/T+A/T, Ch -1HSP700000	<b>617-010A</b>			33		100								
		92-	L			-ABS	<b>655-358</b>		36	33		90	100		78		553		s10	
92-		R			-ABS	<b>655-357</b>		36	33		90	100		78		783		s10		
2.0 Syncro (85 kW) Eng. 2E		8/94-97	L		A/T	<b>655-751</b>		22			90	100		78	32	547		s1		
		8/94-97	R		A/T	<b>655-752</b>		22			90			78		780		s1		
2.0 Syncro (85 kW) Eng. ADY/ AGG/ AKR		8/94-97	L		A/T	<b>655-751</b>		22			90	100		78	32	547		s1		
		8/94-97	R		A/T	<b>655-752</b>		22			90			78		780		s1		
2.8 VR6 (128 kW) Eng. AAA		92-8/97		•	M/T+A/T, Ch -1HSP700000	<b>613-152</b>				26	87	117								
		92-8/97		•	M/T+A/T, Ch -1HSP700000	<b>607-189</b>		36	30	52,8	90	40						11	2	
		92-8/97	L		•	M/T+A/T, Ch -1HSP700000	<b>617-010B</b>			33		100								
		92-8/97	R		•	M/T+A/T, Ch -1HSP700000	<b>617-010A</b>			33		100								
		1/92-	L			-ABS	<b>655-358</b>		36	33		90	100		78		553		s10	
1/92-		R			-ABS	<b>655-357</b>		36	33		90	100		78		783		s10		
2.9 VR6 (140 kW) Eng. ABV		94-99		•	FWD	<b>613-152</b>				26	87	117								
		94-99		•	FWD	<b>607-189</b>		36	30	52,8	90	40						11	2	
2.9 VR6 Syncro (140 kW) Eng. ABV		94-99		•	FWD	<b>613-152</b>				26	87	117								
		94-99		•	FWD	<b>607-189</b>		36	30	52,8	90	40						11	2	













Golf III (1H5) Variant '91-'99		L/R			NOTE	CIFAM ref.	ABS	A	B	C	D	E	F	H	I	L	M	Fig		
1.4 (40 kW) Eng. ABD		91-		●	M/T, Ch 1HN105002-	<b>613-005</b>				20	68	80								
		91-		●	Ch 1HT000001-	<b>614-005</b>				21	94	97								
		91-		●	M/T, Ch 1HN105002-	<b>614-004</b>				21	89	97								
		91-		●	M/T, Ch 1HN105002-	<b>607-021</b>		22	30	53	81	48						11	2	
		91-		●	Ch 1HT000001-	<b>617-004</b>			33		94									
		91-		●	M/T, Ch 1HN105002-	<b>617-003</b>			33		92									
		8/92-	R		M/T	<b>655-353</b>		22	33		81	94		78			782	s10		
		91-	L		M/T	<b>655-352</b>		22	33		81	94		78			583	s10		
		91-7/92	R			<b>655-355</b>		22	33		81	94		78			796	s10		
1.4 (44 kW) Eng. AEX/ APQ		91-		●	M/T, Ch 1HN105002-	<b>613-005</b>				20	68	80								
		91-		●	Ch 1HT000001-	<b>614-005</b>				21	94	97								
		91-		●	M/T, Ch 1HN105002-	<b>614-004</b>				21	89	97								
		91-		●	M/T, Ch 1HN105002-	<b>607-021</b>		22	30	53	81	48						11	2	
		91-		●	Ch 1HT000001-	<b>617-004</b>			33		94									
		91-		●	M/T, Ch 1HN105002-	<b>617-003</b>			33		92									
		8/92-	R		M/T	<b>655-353</b>		22	33		81	94		78			782	s10		
		91-	L		M/T	<b>655-352</b>		22	33		81	94		78			583	s10		
		91-7/92	R			<b>655-355</b>		22	33		81	94		78			796	s10		
1.6 (55 kW) Eng. ABU		92-97		●	M/T, Ch 1HS180001-	<b>613-005</b>				20	68	80								
		92-97		●	M/T, Ch 1HP114031-1HS180000	<b>614-004</b>				21	89	97								
		92-97		●	M/T, Ch 1HS180001-	<b>607-021</b>		22	30	53	81	48						11	2	
		92-97		●	M/T, Ch 1HP114031-1HS180000	<b>617-003</b>			33		92									
		92-97	L		M/T	<b>655-352</b>		22	33		81	94		78			583	s10		
		92-97	R		M/T	<b>655-353</b>		22	33		81	94		78			782	s10		
1.6 (55 kW) Eng. AEA/ AEE			92-97		●	M/T, Ch 1HS180001-	<b>613-005</b>				20	68	80							
		92-97		●	M/T, Ch 1HP114031-1HS180000	<b>614-004</b>				21	89	97								
		92-97		●	M/T, Ch 1HS180001-	<b>607-021</b>		22	30	53	81	48						11	2	
		92-97		●	M/T, Ch 1HP114031-1HS180000	<b>617-003</b>			33		92									
		92-97	L		M/T	<b>655-352</b>		22	33		81	94		78			583	s10		
		92-97	R		M/T	<b>655-353</b>		22	33		81	94		78			782	s10		






































Golf III (1H5) Variant '91-'99			L/R			NOTE	CIFAM ref.	ABS	A	B	C	D	E	F	H	I	L	M	Fig	
1.6 (74 kW) Eng. AEK/ AFT/ AKS		94-99		●		A/T, Ch 1HS000001-	613-048				22	83	79							
		94-99		●		M/T, Ch 1HS180001-	613-005				20	68	80							
		94-99			●		M/T, Ch 1HS180001-	614-005				21	94	97						
		94-99		●			A/T, Ch 1HS000001-	607-009	22	30	53	90	49						11	2
		94-99		●			M/T, Ch 1HS180001-	607-021	22	30	53	81	48						11	2
		94-99			●		M/T, Ch 1HS180001-	617-004			33		94							
		94-97	L				M/T	655-121	22	33			81	94		78		562	s10	
		94-97	L				A/T	655-751	22				90	100		78	32	547	s1	
		94-97	R				M/T	655-355	22	33			81	94		78		796	s10	
		94-97	R				A/T	655-752	22				90			78		780	s1	
1.8 (55 kW) Eng. AAM		91-99		●		M/T+A/T, Ch 1HN105002-1HR990000	613-048				22	83	79							
		91-99		●		M/T+A/T, Ch 1HN105002-1HR990000	607-009	22	30	53	90	49						11	2	
		91-99	L		●		M/T+A/T, Ch 1HN105002-1HR990000	617-010B			33		100							
		91-99	R		●		M/T+A/T, Ch 1HN105002-1HR990000	617-010A			33		100							
		8/94-97	L				A/T	655-751	22				90	100		78	32	547	s1	
		8/94-97	R				A/T	655-752	22				90			78		780	s1	
		91-7/94	L				A/T	655-187	22	33			90	100		78		552	s10	
		91-7/94	R				A/T	655-188	22	33			90	100		78		792	s10	
		91-97	L				M/T	655-187	22	33			90	100		78		552	s10	
91-97	R				M/T	655-188	22	33			90	100		78		792	s10			
1.8 (66 kW) Eng. ABS/ ADZ		91-99		●		M/T+A/T, Ch 1HN105002-1HR990000	613-048				22	83	79							
		91-99		●		M/T+A/T, Ch 1HN105002-1HR990000	607-009	22	30	53	90	49						11	2	
		91-99	L		●		M/T+A/T, Ch 1HN105002-1HR990000	617-010B			33		100							
		91-99	R		●		M/T+A/T, Ch 1HN105002-1HR990000	617-010A			33		100							
		11/91-	L				M/T	655-187	22	33			90	100		78		552	s10	
		11/91-	R				M/T	655-188	22	33			90	100		78		792	s10	
		94-97	L				A/T	655-751	22				90	100		78	32	547	s1	
94-97	R				A/T	655-752	22				90			78		780	s1			

























Golf III (1H5) Variant '91-'99		L/R			NOTE	CIFAM ref.	ABS	A	B	C	D	E	F	H	I	L	M	Fig		
1.8 Syncro (66 kW) Eng. ABS/ ADZ		91-99		•	M/T+A/T, Ch 1HN105002-1HR990000	613-048				22	83	79								
		91-99		•	M/T+A/T, Ch 1HN105002-1HR990000	607-009		22	30	53	90	49					11	2		
		91-99	L		•	M/T+A/T, Ch 1HN105002-1HR990000	617-010B			33		100								
		91-99	R		•	M/T+A/T, Ch 1HN105002-1HR990000	617-010A			33		100								
		11/91-	L			FWD, M/T	655-187		22	33		90	100		78		552	s10		
		11/91-	R			FWD, M/T	655-188		22	33		90	100		78		792	s10		
		94-97	L			FWD, A/T	655-751		22			90	100		78	32	547	s1		
94-97		R			FWD, A/T	655-752		22			90			78		780	s1			
1.9 D (48 kW) Eng. 1Y		91-99		•	M/T	613-005				20	68	80								
		91-99		•	M/T	614-005				21	94	97								
		91-99		•	M/T	607-021		22	30	53	81	48					11	2		
		91-99		•	M/T	617-004			33		94									
		91-	L				655-121		22	33		81	94		78		562	s10		
		91-	R				655-355		22	33		81	94		78		796	s10		
1.9 SDi (47 kW) Eng. AEY		97-99		•	M/T	613-005				20	68	80								
		97-99		•	M/T	614-005				21	94	97								
		97-99		•	M/T	607-021		22	30	53	81	48					11	2		
		97-99		•	M/T	617-004			33		94									
		97-	L				655-121		22	33		81	94		78		562	s10		
		97-	R				655-355		22	33		81	94		78		796	s10		
1.9 TD (55 kW) Eng. AAZ		91-99		•	M/T+A/T	613-048				22	83	79								
		91-99		•	M/T+A/T	607-009		22	30	53	90	49					11	2		
		91-99	L		•	M/T+A/T, Ch -1HR990000	617-010B			33		100								
		91-99	R		•	M/T+A/T, Ch -1HR990000	617-010A			33		100								
		8/94-97	L			A/T	655-751		22			90	100		78	32	547	s1		
		8/94-97	R			A/T	655-752		22			90			78		780	s1		
		91-7/94	L			A/T	655-187		22	33		90	100		78		552	s10		
		91-7/94	R			A/T	655-188		22	33		90	100		78		792	s10		
		91-97	L			M/T	655-187		22	33		90	100		78		552	s10		
91-97	R			M/T	655-188		22	33		90	100		78		792	s10				

























<b>Golf III (1H5) Variant '91-'99</b>			L/R			NOTE	CIFAM ref.	ABS	A	B	C	D	E	F	H	I	L	M	Fig	
1.9 TDi (66 kW) Eng. 1Z		93-99		•		M/T	<b>613-048</b>				22	83	79							
		93-99		•		M/T	<b>607-009</b>		22	30	53	90	49					11	2	
		93-99	L		•		M/T	<b>617-010B</b>			33		100							
		93-99	R		•		M/T	<b>617-010A</b>			33		100							
		93-99	L				M/T	<b>655-123</b>		22	33		90	100		78		551	s10	
		93-99	R				M/T	<b>655-124</b>		22	33		90	100		78		783	s10	
1.9 TDi (66 kW) Eng. AHU/ ALE		93-99		•		M/T	<b>613-048</b>				22	83	79							
		93-99		•		M/T	<b>607-009</b>		22	30	53	90	49					11	2	
		93-99	L		•		M/T	<b>617-010B</b>			33		100							
		93-99	R		•		M/T	<b>617-010A</b>			33		100							
		93-99	L				M/T	<b>655-123</b>		22	33		90	100		78		551	s10	
		93-99	R				M/T	<b>655-124</b>		22	33		90	100		78		783	s10	
1.9 TDi (81 kW) Eng. AFN		96-99		•		M/T	<b>613-048</b>				22	83	79							
		96-99		•		M/T	<b>607-009</b>		22	30	53	90	49					11	2	
		96-99	L		•		M/T	<b>617-010B</b>			33		100							
		96-99	R		•		M/T	<b>617-010A</b>			33		100							
		96-99	L				M/T	<b>655-123</b>		22	33		90	100		78		551	s10	
		96-99	R				M/T	<b>655-124</b>		22	33		90	100		78		783	s10	
1.9 TDi Syncro (66 kW) Eng. 1Z		9/93-4/99		•		M/T	<b>613-048</b>				22	83	79							
		9/93-4/99		•		M/T	<b>607-009</b>		22	30	53	90	49					11	2	
		93-99	L		•		M/T	<b>617-010B</b>			33		100							
		93-99	R		•		M/T	<b>617-010A</b>			33		100							
		9/93-4/99	L				M/T	<b>655-123</b>		22	33		90	100		78		551	s10	
		9/93-4/99	R				M/T	<b>655-124</b>		22	33		90	100		78		783	s10	
1.9 TDi Syncro (66 kW) Eng. AHU/ ALE		9/93-4/99		•		M/T	<b>613-048</b>				22	83	79							
		9/93-4/99		•		M/T	<b>607-009</b>		22	30	53	90	49					11	2	
		93-99	L		•		M/T	<b>617-010B</b>			33		100							
		93-99	R		•		M/T	<b>617-010A</b>			33		100							
		9/93-4/99	L				M/T	<b>655-123</b>		22	33		90	100		78		551	s10	
		9/93-4/99	R				M/T	<b>655-124</b>		22	33		90	100		78		783	s10	

Golf III (1H5) Variant '91-'99			L/R			NOTE	CIFAM ref.	ABS	A	B	C	D	E	F	H	I	L	M	Fig	
2.0 (85 kW) Eng. 2E		91-99		●		A/T, Exc. Australia/Japan	613-048				22	83	79							
		91-99		●		M/T, Exc. Australia/Japan	613-152				26	87	117							
		91-99		●			M/T, Ch 1HS000001-, Australia/Japan, Eng. ADY, 2E	613-048				22	83	79						
		91-99		●			A/T, Exc. Australia/Japan	607-009	22	30	53	90	49						11	2
		91-99		●			M/T, Exc. Australia/Japan	607-189	36	30	52,8	90	40						11	2
		91-99		●			M/T, Ch 1HS000001-, Australia/Japan, Eng. ADY, 2E	607-009	22	30	53	90	49						11	2
		91-99	L		●		M/T+A/T, Ch -1HR990000	617-010B			33		100							
		91-99	R		●		M/T+A/T, Ch -1HR990000	617-010A			33		100							
		8/94-97	L				A/T	655-751	22				90	100		78	32	547	s1	
		8/94-97	R				A/T	655-752	22				90			78		780	s1	
		91-7/94	L				A/T	655-187	22	33			90	100		78		552	s10	
		91-7/94	L				M/T	655-358	36	33			90	100		78		553	s10	
		91-7/94	R				A/T	655-188	22	33			90	100		78		792	s10	
		91-7/94	R				M/T	655-357	36	33			90	100		78		783	s10	
	2.0 (85 kW) Eng. ADY/ AGG/ AKR		91-99		●		A/T, Exc. Australia/Japan	613-048				22	83	79						
91-99				●		M/T, Exc. Australia/Japan	613-152				26	87	117							
91-99				●			M/T, Ch 1HS000001-, Australia/Japan, Eng. ADY, 2E	613-048				22	83	79						
		91-99		●			A/T, Exc. Australia/Japan	607-009	22	30	53	90	49						11	2
		91-99		●			M/T, Exc. Australia/Japan	607-189	36	30	52,8	90	40						11	2
		91-99		●			M/T, Ch 1HS000001-, Australia/Japan, Eng. ADY, 2E	607-009	22	30	53	90	49						11	2
		91-99	L		●		M/T+A/T, Ch -1HR990000	617-010B			33		100							
		91-99	R		●		M/T+A/T, Ch -1HR990000	617-010A			33		100							
		8/94-97	L				A/T	655-751	22				90	100		78	32	547	s1	
		8/94-97	R				A/T	655-752	22				90			78		780	s1	
		91-7/94	L				A/T	655-187	22	33			90	100		78		552	s10	
		91-7/94	L				M/T	655-358	36	33			90	100		78		553	s10	
		91-7/94	R				A/T	655-188	22	33			90	100		78		792	s10	
		91-7/94	R				M/T	655-357	36	33			90	100		78		783	s10	
2.0 Syncro (85 kW) Eng. 2E			8/94-97	L			FWD, A/T	655-751	22				90	100		78	32	547	s1	
	8/94-97		R			FWD, A/T	655-752	22				90			78		780	s1		
	91-7/94		L			FWD, A/T	655-187	22	33			90	100		78		552	s10		
	91-7/94		L			FWD, M/T	655-358	36	33			90	100		78		553	s10		
	91-7/94		R			FWD, A/T	655-188	22	33			90	100		78		792	s10		
	91-7/94		R			FWD, M/T	655-357	36	33			90	100		78		783	s10		

<b>Golf III (1H5) Variant '91-'99</b>			L/R			NOTE	CIFAM ref.	ABS	A	B	C	D	E	F	H	I	L	M	Fig	
2.0 Syncro (85 kW) Eng. ADY/ AGG/ AKR		8/94-97	L			FWD, A/T	<b>655-751</b>		22			90	100		78	32	547	s1		
		8/94-97	R			FWD, A/T	<b>655-752</b>		22			90			78		780	s1		
		91-7/94	L			FWD, A/T	<b>655-187</b>		22	33		90	100		78		552	s10		
		91-7/94	L			FWD, M/T	<b>655-358</b>		36	33		90	100		78		553	s10		
		91-7/94	R			FWD, A/T	<b>655-188</b>		22	33		90	100		78		792	s10		
		91-7/94	R			FWD, M/T	<b>655-357</b>		36	33		90	100		78		783	s10		
<b>Golf IV (1J1, 5), Variant '97-'03</b>			L/R			NOTE	CIFAM ref.	ABS	A	B	C	D	E	F	H	I	L	M	Fig	
1.4 16v (55 kW) Eng. AHW/ AKQ/ APE/ AXP/ BCA		8/97-		•		A/T	<b>613-152</b>				26	87	117							
		8/97-		•		M/T	<b>613-154</b>				22	76	113							
		8/97-			•		M/T+A/T	<b>614-020</b>				21	94	97						
		8/97-		•		A/T	<b>607-189</b>		36	30	52,8	90	40						11	2
		8/97-		•		M/T	<b>607-241</b>		36	30	53	81	40						11	2
		8/97-			•		M/T+A/T	<b>617-022</b>			33		94							
		8/97-	L				-ABS	<b>655-207</b>		36	33		81	92		74		554	s14	
		8/97-	R				-ABS	<b>655-208</b>		36	33		81	92		74		822	s14	
1.6 (74 kW) Eng. AEH/ AKL/ APF		97-00		•		A/T	<b>613-152</b>				26	87	117							
		97-00		•		M/T	<b>613-154</b>				22	76	113							
		97-00			•		M/T+A/T	<b>614-020</b>				21	94	97						
		97-00		•		A/T	<b>607-189</b>		36	30	52,8	90	40						11	2
		97-00		•		M/T	<b>607-241</b>		36	30	53	81	40						11	2
		97-00			•		M/T+A/T	<b>617-022</b>			33		94							
		97-00	L					<b>655-207</b>		36	33		81	92		74		554	s14	
		97-00	R					<b>655-208</b>		36	33		81	92		74		822	s14	
1.6 (75 kW) Eng. AVU/ BFQ		00-		•			<b>613-152</b>				26	87	117							
		00-		•			<b>607-189</b>		36	30	52,8	90	40					11	2	
1.6 16v (77 kW) Eng. ATN/ AUS/ AZD/ BCB		00-		•			<b>613-152</b>				26	87	117							
		00-		•			<b>607-189</b>		36	30	52,8	90	40					11	2	
		00-	L				<b>655-779</b>		36			90			78		543			
						<b>655-758</b>		36			90			78		810				






























Golf IV (1J1, 5), Variant '97-'03			L/R			NOTE	CIFAM ref.	ABS	A	B	C	D	E	F	H	I	L	M	Fig	
1.6 Cabrio (74 kW) Eng. AFT/ AKS		97-00		•		A/T	613-152				26	87	117							
		97-00		•		M/T	613-154				22	76	113							
		97-00			•	M/T+A/T	614-020				21	94	97							
		97-00		•		A/T	607-189		36	30	52,8	90	40					11	2	
		97-00		•		M/T	607-241		36	30	53	81	40						11	2
		97-00			•	M/T+A/T	617-022			33		94								
		97-00	L				655-207		36	33		81	92		74		554	s14		
		97-00	R				655-208		36	33		81	92		74		822	s14		
1.6 FSI (81 kW) Eng. BAD		02-		•			613-152				26	87	117							
		02-		•			607-189		36	30	52,8	90	40					11	2	
1.8 Cabrio (Exc. SW) (55 kW) Eng. AAM/ ANN		98-		•			613-048				22	83	79							
		98-		•			607-009		22	30	53	90	49					11	2	
1.8 T. (110 kW) Eng. AGU/ ARZ/ AUM		8/97-		•		M/T	613-152				26	87	117							
		8/97-		•		M/T	607-189		36	30	52,8	90	40					11	2	
		97-03	L				655-747		36			90	108		78		544	s1		
		97-03	R				655-748		36			90	108		78		808	s1		
1.8 T. (Exc. SW) (132 kW) Eng. AUQ		01-		•		M/T, 6Sp	613-293				25	90	107							
		01-		•		M/T, 6Sp	607-428		36	27	53	98	40					11	2	
1.8, 4motion (92 kW) Eng. AGN/ BAF		97-03		•		M/T	613-152				26	87	117							
		97-03			•	A/T	614-020				21	94	97							
		97-03		•		M/T	607-189		36	30	52,8	90	40					11	2	
		97-03			•	A/T	617-022			33		94								
		97-03			•	RWD, M/T, 4motion, Exc. Doppia Frizione/Double Clutch	617-010C			33		100								
		97-03	L				655-358		36	33		90	100		78		553	s10		
		97-03	R				655-211		36	33		90	100		78		823	s10		
1.8, Cabrio (Exc. SW) (66 kW) Eng. ACC/ ADZ/ ANP		98-		•		M/T	613-048				22	83	79							
		98-		•		M/T	607-009		22	30	53	90	49					11	2	


























Golf IV (1J1, 5), Variant '97-'03			L/R			NOTE	CIFAM ref.	ABS	A	B	C	D	E	F	H	I	L	M	Fig	
1.9 SDi (50 kW) Eng. AGP/ AQM		8/97-		•		A/T	613-152				26	87	117							
		8/97-		•		M/T	613-154				22	76	113							
		8/97-			•	M/T	614-020				21	94	97							
		8/97-		•		A/T	607-189		36	30	52,8	90	40					11	2	
		8/97-		•		M/T	607-241		36	30	53	81	40						11	2
		8/97-			•	M/T	617-022				33		94							
		97-	L				655-207		36	33			81	92		74		554	s14	
		97-	R				655-208		36	33			81	92		74		822	s14	
1.9 TDi (81 kW) Eng. AFN/ AHF/ ASV/ AVG		8/97-		•		M/T	613-152				26	87	117							
		8/97-		•		M/T	607-189		36	30	52,8	90	40						11	2
		8/97-	L		•	M/T	617-010B				33		100							
		8/97-	R		•	M/T	617-010A				33		100							
		8/97-	L				655-358		36	33			90	100		78		553	s10	
	8/97-	R				655-211		36	33			90	100		78		823	s10		
1.9 TDi Cabrio (66 kW) Eng. AGR/ AHU/ ALH/ ALE		98-01		•		M/T	613-152				26	87	117							
		98-01		•		M/T	607-189		36	30	52,8	90	40						11	2
		98-01	L		•	M/T	617-010B				33		100							
		98-01	R		•	M/T	617-010A				33		100							
		98-01	L				655-358		36	33			90	100		78		553	s10	
	98-01	R				655-211		36	33			90	100		78		823	s10		
1.9 TDi Cabrio (81 kW) Eng. AFN/ AHF/ ASV/ AVG		8/97-		•		M/T	613-152				26	87	117							
		8/97-		•		M/T	607-189		36	30	52,8	90	40						11	2
		8/97-	L		•	M/T	617-010B				33		100							
		8/97-	R		•	M/T	617-010A				33		100							
		8/97-	L				655-358		36	33			90	100		78		553	s10	
	8/97-	R				655-211		36	33			90	100		78		823	s10		
1.9 TDi, 4motion (66 kW) Eng. AGR/ AHU/ ALH/ ALE		98-01		•		M/T	613-152				26	87	117							
		98-01		•		M/T	607-189		36	30	52,8	90	40						11	2
		98-01		•		RWD, M/T, 4motion, Exc. Doppia Frizione/Double Clutch	617-010C				33		100							
		98-01	L		•	M/T	617-010B				33		100							
		98-01	R		•	M/T	617-010A				33		100							
		98-01	L				655-358		36	33			90	100		78		553	s10	
	98-01	R				655-211		36	33			90	100		78		823	s10		

























Golf IV (1J1, 5), Variant '97-'03			L/R			NOTE	CIFAM ref.	ABS	A	B	C	D	E	F	H	I	L	M	Fig		
1.9 TDi, 4motion (74 kW) Eng. ATD/ AXR		00-03		•		A/T, 5Sp	613-293				25	90	107								
		00-03		•		M/T+A/T, A/T 4Sp	613-152				26	87	117								
		00-03		•		A/T, 5Sp	607-428	36	27	53	98	40						11	2		
		00-03		•		M/T+A/T, A/T 4Sp	607-189	36	30	52,8	90	40							11	2	
		00-03			•		RWD, M/T, 4motion, Exc. Doppia Frizione/Double Clutch	617-010C			33		100								
		00-03	L					655-358	36	33			90	100		78		553	s10		
		00-03	R				655-211	36	33			90	100		78		823	s10			
1.9 TDi, 4motion (85 kW) Eng. AJM/ AUY		98-01		•			613-293				25	90	107								
		98-01		•			607-428	36	27	53	98	40							11	2	
		98-01			•		RWD, M/T, 4motion, Exc. Doppia Frizione/Double Clutch	617-010C			33		100								
		98-	L					655-443	36	28			98	108		78		520	s10		
		98-	R				Ch -1J1B07300	655-444	36	28			98	108		78		806	s10		
		98-	R				M/T, Ch 1J1B07301-	655-607	36	28			98	108		78		654	s10		
1.9 TDi, 4motion (96 kW) Eng. ASZ		00-		•			613-293				25	90	107								
		00-		•		A/T, 4Sp	613-152				26	87	117								
		00-		•			607-428	36	27	53	98	40							11	2	
		00-		•		A/T, 4Sp	607-189	36	30	52,8	90	40								11	2
		00-03			•		RWD, M/T, 4motion, Exc. Doppia Frizione/Double Clutch	617-010C			33		100								
1.9 TDi, 4motion (Exc. SW) (110 kW) Eng. ARL		00-03		•		M/T	613-152				26	87	117								
		00-03		•		M/T	607-189	36	30	52,8	90	40							11	2	
		00-03			•		RWD, M/T, 4motion, Exc. Doppia Frizione/Double Clutch	617-010C			33		100								
2.0 (Exc. SW) (85 kW) Eng. APK/ AQY/ AZG/ AZJ		98-		•			613-152				26	87	117								
		98-		•			607-189	36	30	52,8	90	40							11	2	
		98-03	L				655-358	36	33			90	100		78		553	s10			
		98-03	R				655-211	36	33			90	100		78		823	s10			
2.0 4motion (85 kW) Eng. AZH/ AZJ		00-		•			613-152				26	87	117								
		00-		•			607-189	36	30	52,8	90	40							11	2	
		00-03			•		RWD, M/T, 4motion, Exc. Doppia Frizione/Double Clutch	617-010C			33		100								
		00-03	L				655-358	36	33			90	100		78		553	s10			
		00-03	R				655-211	36	33			90	100		78		823	s10			

























































Golf V (1K1), Variant '03-'08		L/R			NOTE	CIFAM ref.	ABS	A	B	C	D	E	F	H	I	L	M	Fig	
1.4 16v (55 kW) Eng. BCA		10/03-		•		613-321				22	76	113							
		03-08		•		614-020				21	94	97							
		10/03-		•		607-465		36	30	59,5	81	40,3					13	2	
		03-08		•		617-022			33		94								
		03-	L				655-881		36			81	94		40,3		559	s10	
		03-	R				655-882		36			81	94		40,3		779	s10	
1.4 16v (59 kW) Eng. BUD		06-		•		613-320				25	90	107							
		06-08		•		614-020				21	94	97							
		06-		•		607-463		36	27	59,5	97,95	40,5					13	2	
		06-08		•		617-022			33		94								
		06-	L				655-881		36			81	94		40,3		559	s10	
		06-	R				655-882		36			81	94		40,3		779	s10	
1.4 FSi (66 kW) Eng. BKG/ BLN		10/03-		•		613-321				22	76	113							
		03-08		•		614-020				21	94	97							
		10/03-		•		607-465		36	30	59,5	81	40,3					13	2	
		03-08		•		617-022			33		94								
1.4 TSi (103 kW) Eng. BMY		06-		•		613-319				26	87	117							
		06-		•		607-467		36	30	59,5	90	40					13	2	
		06-08		•	M/T, Exc. Doppia Frizione/Double Clutch	617-010C			33		100								
1.4 TSi (125 kW) Eng. BLG		11/05-		•		613-320				25	90	107							
		11/05-		•		607-463		36	27	59,5	97,95	40,5					13	2	
1.4 TSi (90 kW) Eng. CAXA		07-08		•		613-319				26	87	117							
		07-08		•		607-467		36	30	59,5	90	40					13	2	
		07-08		•	M/T, Exc. Doppia Frizione/Double Clutch	617-010C			33		100								
1.6 (75 kW) Eng. BGU/ BSE/ BSF/ CCSA		04-		•	M/T+A/T, Tiptronic	613-319				26	87	117							
		04-		•	Tiptronic	607-467		36	30	59,5	90	40					13	2	
		04-		•	M/T, 5Sp	607-462		36	30	59,6	89,9	40					13	2	
		04-08		•	M/T, Exc. Doppia Frizione/Double Clutch	617-010C			33		100								
		04-	L				655-763		36			90	100		40		544		
04-		R				655-764		36			90	100		40		798			






























<b>Golf V (1K1), Variant '03-'08</b>		L/R			NOTE	CIFAM ref.	ABS	A	B	C	D	E	F	H	I	L	M	Fig	
1.6 FSi (85 kW) Eng. BAG/ BLF/ BLP		10/03-		●		<b>613-319</b>				26	87	117							
		10/03-		●	Eng. BAG / BLF	<b>607-467</b>	36	30	59,5	90	40						13	2	
		10/03-		●	Eng. BLP	<b>607-462</b>	36	30	59,6	89,9	40							13	2
		03-08			● M/T, Exc. Doppia Frizione/Double Clutch	<b>617-010C</b>			33		100								
		03-	L			<b>655-877</b>	36			90	100	40				553	s10		
	03-	R			<b>655-878</b>	36			90	100	40				813	s14			
1.9 TDi (66 kW) Eng. BRU		04-		●	M/T, 5Sp	<b>613-319</b>				26	87	117							
		04-		●	M/T, 5Sp	<b>607-467</b>	36	30	59,5	90	40						13	2	
		04-08			● M/T, Exc. Doppia Frizione/Double Clutch	<b>617-010C</b>			33		100								
		04-	L		M/T	<b>655-759</b>	36			90	100	40				521			
		04-	R		M/T	<b>655-760</b>	36			90	100	40				813			
1.9 TDi (77 kW) Eng. BKC/ BJB/ BLS/ BXE		10/03-		●	A/T, 6Sp, Eng. BKC	<b>613-320</b>				25	90	107							
		10/03-		●	M/T, 5/6Sp, Eng. BKC	<b>613-319</b>				26	87	117							
		10/03-		●	A/T, 6Sp, Eng. BKC	<b>607-463</b>	36	27	59,5	97,95	40,5						13	2	
		10/03-		●	M/T, 5/6Sp, Eng. BKC	<b>607-467</b>	36	30	59,5	90	40							13	2
		03-08			● M/T, Exc. Doppia Frizione/Double Clutch	<b>617-010C</b>			33		100								
		03-	L		M/T	<b>655-759</b>	36			90	100	40				521			
		03-	R		M/T	<b>655-760</b>	36			90	100	40				813			
1.9 TDi 4motion (77 kW) Eng. BKC/ BJB/ BLS		03-08		●	FWD	<b>613-320</b>				25	90	107							
		10/03-		●	RWD	<b>613-319</b>				26	87	117							
		03-08		●	FWD	<b>607-463</b>	36	27	59,5	97,95	40,5						13	2	
		10/03-		●	RWD, Eng. BKC	<b>607-467</b>	36	30	59,5	90	40							13	2
		03-08			● RWD, M/T, 4motion, Exc. Doppia Frizione/Double Clutch	<b>617-010C</b>			33		100								
		03-	L		FWD, M/T	<b>655-759</b>	36			90	100	40				521			
		03-	R		FWD, M/T	<b>655-760</b>	36			90	100	40				813			
2.0 FSI (110 kW) Eng. AXW/ BLR/ BLX/ BLY/ BVX/ BVY/ BVZ		04-		●		<b>613-319</b>				26	87	117							
		04-		●		<b>607-467</b>	36	30	59,5	90	40						13	2	
		04-08			● M/T, Exc. Doppia Frizione/Double Clutch	<b>617-010C</b>			33		100								
2.0 FSI 4motion (110 kW) Eng. AXW		04-		●	RWD	<b>613-319</b>				26	87	117							
		04-		●	RWD	<b>607-467</b>	36	30	59,5	90	40						13	2	
		04-08			● RWD, M/T, 4motion, Exc. Doppia Frizione/Double Clutch	<b>617-010C</b>			33		100								

Golf V (1K1), Variant '03-'08		L/R			NOTE	CIFAM ref.	ABS	A	B	C	D	E	F	H	I	L	M	Fig		
2.0 SDi (55 kW) Eng. BDK		04-		•		613-319				26	87	117								
		04-		•		607-462		36	30	59,6	89,9	40						13	2	
		04-08			•	M/T, Exc. Doppia Frizione/Double Clutch	617-010C			33		100								
2.0 TDi (100 kW) Eng. AZV		03-		•		613-320				25	90	107								
		03-		•		607-463		36	27	59,5	97,95	40,5						13	2	
		03-	L			6Sp, Ch 1K5B068302-	655-761		36			100	108					488		
		03-	L/R			M/T, 6Sp, Ch -1K5B068301	655-761		36			100	108					488		
03-		R			6Sp, Ch 1K5B068302-	655-762		36			100	108					795			
2.0 TDi (103 kW) Eng. BKD/ BMM/ CBDB		03-		•	Eng. BKD	613-320				25	90	107								
		03-		•	Eng. BMM	613-319				26	87	117								
		03-		•	Eng. BKD	607-463		36	27	59,5	97,95	40,5							13	2
		03-		•	Eng. BMM	607-467		36	30	59,5	90	40							13	2
		03-	L			6Sp, Ch 1K5B068302-	655-761		36			100	108					488		
		03-	L/R			M/T, 6Sp, Ch -1K5B068301	655-761		36			100	108					488		
		03-	R			6Sp, Ch 1K5B068302-	655-762		36			100	108					795		
8/04-		R			M/T	655-1064		36		-	100	-	-	-	-	-	-			
2.0 TDi 16v (125 kW) Eng. BMN		05-		•	6Sp	613-436				27,3	96,5	109								
		05-		•	6Sp	607-658		36	27	59,5	100,1	40						13	1	
2.0 TDi 4motion (100 kW) Eng. AZV		07-		•		613-320				25	90	107								
		07-		•		607-463		36	27	59,5	97,95	40,5						13	2	
2.0 TDi 4motion (103 kW) Eng. BKD/ BMM		03-		•	FWD	613-320				25	90	107								
		10/03-		•	RWD	613-319				26	87	117								
		03-		•	FWD	607-463		36	27	59,5	97,95	40,5							13	2
		10/03-		•	RWD	607-467		36	30	59,5	90	40							13	2
		03-08			•	RWD, M/T, 4motion, Exc. Doppia Frizione/Double Clutch	617-010C			33		100								
		03-	L			6Sp, Ch 1K5B068302-	655-761		36			100	108					488		
		03-	L/R			FWD, M/T, 6Sp, Ch -1K5B068301	655-761		36			100	108					488		
		03-	R			6Sp, Ch 1K5B068302-	655-762		36			100	108					795		
8/04-		R			M/T	655-1064		36		-	100	-	-	-	-	-	-			
2.0 TFSi (147 kW) Eng. AXX/ BWA/ CCTA/ CAWB		04-		•		613-320				25	90	107								
		04-		•		607-463		36	27	59,5	97,95	40,5						13	2	
2.0 TFSi GTI Ed. 30 (169 kW) Eng. BYD		2/07-		•		613-320				25	90	107								
		2/07-		•		607-463		36	27	59,5	97,95	40,5						13	2	


































Golf V Plus (1KP) '05-'08		L/R			NOTE	CIFAM ref.	ABS	A	B	C	D	E	F	H	I	L	M	Fig			
1.6 (75 kW) Eng. BSE/ BSF		05-		●	M/T+A/T, Tiptronic	<b>613-319</b>				26	87	117									
		05-		●	A/T, Tiptronic	<b>607-467</b>	36	30	59,5	90	40						13	2			
		05-		●	M/T, 6Sp+DSG	<b>607-462</b>	36	30	59,6	89,9	40							13	2		
		05-08			● M/T, Exc. Doppia Frizione/Double Clutch	<b>617-010C</b>			33		100										
		05-	L		M/T	<b>655-763</b>	36			90	100	40					544				
		05-	R		M/T	<b>655-764</b>	36			90	100	40					798				
1.6 (75 kW) Eng. CCSA		07-08		●	A/T, Tiptronic	<b>613-319</b>				26	87	117									
		07-08		●	M/T, 6Sp+DSG	<b>613-319</b>				26	87	117									
		07-08		●	A/T, Tiptronic	<b>607-467</b>	36	30	59,5	90	40							13	2		
		07-08		●	M/T, 6Sp+DSG	<b>607-462</b>	36	30	59,6	89,9	40							13	2		
		07-08			● M/T, Exc. Doppia Frizione/Double Clutch	<b>617-010C</b>			33		100										
		07-08	L		M/T	<b>655-763</b>	36			90	100	40					544				
	07-08	R		M/T	<b>655-764</b>	36			90	100	40					798					
1.6 FSi (85 kW) Eng. BAG/ BLF		05-		●	M/T+A/T, Tiptronic	<b>613-319</b>				26	87	117									
		05-		●	A/T, Tiptronic	<b>607-467</b>	36	30	59,5	90	40							13	2		
		05-		●	M/T, 6Sp+DSG	<b>607-462</b>	36	30	59,6	89,9	40							13	2		
		05-08			● M/T, Exc. Doppia Frizione/Double Clutch	<b>617-010C</b>			33		100										
		05-	L			<b>655-877</b>	36			90	100	40					553	s10			
		05-	R			<b>655-878</b>	36			90	100	40					813	s14			
1.9 TDi (66 kW) Eng. BRU		05-		●		<b>613-319</b>				26	87	117									
		05-		●		<b>607-467</b>	36	30	59,5	90	40							13	2		
		05-08			● M/T, Exc. Doppia Frizione/Double Clutch	<b>617-010C</b>			33		100										
		05-	L		FWD, M/T	<b>655-759</b>	36			90	100	40					521				
		05-	R		FWD, M/T	<b>655-760</b>	36			90	100	40					813				
1.9 TDi (77 kW) Eng. BKC		05-		●	M/T, 6Sp+DSG	<b>613-320</b>				25	90	107									
		05-		●	M/T+A/T, 6Sp, Tiptronic	<b>613-319</b>				26	87	117									
		05-		●	M/T, 6Sp+DSG	<b>607-463</b>	36	27	59,5	97,95	40,5							13	2		
		05-		●	M/T+A/T, 6Sp, Tiptronic	<b>607-467</b>	36	30	59,5	90	40								13	2	
		05-08			● M/T, Exc. Doppia Frizione/Double Clutch	<b>617-010C</b>			33		100										
		05-	L		FWD, M/T	<b>655-759</b>	36			90	100	40					521				
	05-	R		FWD, M/T	<b>655-760</b>	36			90	100	40					813					



























<b>Golf V Plus (1KP) '05-'08</b>			L/R			NOTE	CIFAM ref.	ABS	A	B	C	D	E	F	H	I	L	M	Fig	
2.0 FSi (110 kW) Eng. BLR/ BLY/ BVY/ BVZ		05-		•			<b>613-319</b>				26	87	117							
		05-		•			<b>607-467</b>		36	30	59,5	90	40					13	2	
		05-08			•	M/T, Exc. Doppia Frizione/Double Clutch	<b>617-010C</b>			33		100								
2.0 TDi (100 kW) Eng. AZV		05-		•			<b>613-320</b>				25	90	107							
		05-		•			<b>607-463</b>		36	27	59,5	97,95	40,5					13	2	
		03-	L			6Sp	<b>655-761</b>		36			100	108					488		
		03-	R			6Sp	<b>655-762</b>		36			100	108					795		
2.0 TDi (103 kW) Eng. BKD/ BMM		05-		•		M/T+A/T	<b>613-320</b>				25	90	107							
		05-		•		M/T+A/T	<b>607-463</b>		36	27	59,5	97,95	40,5					13	2	
		05-08			•	M/T, Exc. Doppia Frizione/Double Clutch	<b>617-010C</b>			33		100								
		05-	L			6Sp	<b>655-761</b>		36			100	108					488		
		05-	R			6Sp	<b>655-762</b>		36			100	108					795		
<b>Golf VI (5K1), Variant '08-</b>			L/R			NOTE	CIFAM ref.	ABS	A	B	C	D	E	F	H	I	L	M	Fig	
1.2 TSi (63 kW) Eng. CBZA		10-		•		Doppia Frizione/Double Clutch	<b>613-480</b>				25,5	94	116							
		10-		•		M/T	<b>613-319</b>				26	87	117							
		10-		•		Doppia Frizione/Double Clutch	<b>607-708</b>		36	33	59,5	93,7	39,8					13	2	
		10-		•		M/T	<b>607-467</b>		36	30	59,5	90	40						13	2
		10-			•	M/T, Exc. Doppia Frizione/Double Clutch	<b>617-010C</b>			33		100								
1.2 TSi (77 kW) Eng. CBZB		09-		•		Doppia Frizione/Double Clutch	<b>613-480</b>				25,5	94	116							
		10-		•		M/T	<b>613-319</b>				26	87	117							
		09-		•		Doppia Frizione/Double Clutch	<b>607-708</b>		36	33	59,5	93,7	39,8					13	2	
		10-		•		M/T	<b>607-467</b>		36	30	59,5	90	40						13	2
		09-			•	M/T, Exc. Doppia Frizione/Double Clutch	<b>617-010C</b>			33		100								
1.4 (59 kW) Eng. BUD/ CGGA		08-		•			<b>613-321</b>				22	76	113							
		08-		•			<b>614-020</b>				21	94	97							
		08-		•			<b>607-465</b>		36	30	59,5	81	40,3					13	2	
		08-			•		<b>617-022</b>			33		94								
1.4 TSi (118 kW) Eng. CAVD/ CNWA/ CTHD/ CTKA		08-		•			<b>613-319</b>				26	87	117							
		08-		•			<b>607-467</b>		36	30	59,5	90	40					13	2	
		08-			•	M/T, Exc. Doppia Frizione/Double Clutch	<b>617-010C</b>			33		100								


































Golf VI (5K1), Variant '08-		L/R 		NOTE	CIFAM ref.	ABS	A	B	C	D	E	F	H	I	L	M	Fig
1.4 TSi (90 kW) Eng. CAXA		08-	•		<b>613-319</b>				26	87	117						
		08-	•		<b>607-467</b>		36	30	59,5	90	40					13	2
		08-		•	M/T, Exc. Doppia Frizione/Double Clutch	<b>617-010C</b>			33		100						
1.6 (75 kW) Eng. BSE/ BSF/ CCSA/ CHGA		08-	•		<b>613-319</b>				26	87	117						
		08-	•		<b>607-467</b>		36	30	59,5	90	40					13	2
		08-		•	M/T, Exc. Doppia Frizione/Double Clutch	<b>617-010C</b>			33		100						
1.6 (75 kW) Eng. CMXA		08-	•		<b>613-319</b>				26	87	117						
		08-	•		<b>607-467</b>		36	30	59,5	90	40					13	2
		08-		•	M/T, Exc. Doppia Frizione/Double Clutch	<b>617-010C</b>			33		100						
1.6 TDi (66 kW) Eng. CAYB		09-	•		<b>613-319</b>				26	87	117						
		09-	•		<b>607-467</b>		36	30	59,5	90	40					13	2
		09-		•	M/T, Exc. Doppia Frizione/Double Clutch	<b>617-010C</b>			33		100						
1.6 TDi, 4motion (77 kW) Eng. CAYC		09-	•		<b>613-320</b>				25	90	107						
		09-	•		<b>607-463</b>		36	27	59,5	97,95	40,5					13	2
		09-		•	RWD, M/T, 4motion, Exc. Doppia Frizione/Double Clutch	<b>617-010C</b>			33		100						
1.8 TSi (118 kW) Eng. CDAA		08-	•		<b>613-319</b>				26	87	117						
		09-	•		Exc. Doppia Frizione/Double Clutch	<b>613-320</b>			25	90	107						
		08-	•		<b>607-467</b>		36	30	59,5	90	40					13	2
		09-	•		Exc. Doppia Frizione/Double Clutch	<b>607-463</b>		36	27	59,5	97,95	40,5				13	2
		08-		•	M/T, Exc. Doppia Frizione/Double Clutch	<b>617-010C</b>			33		100						
2.0 R, 4motion (199 kW) Eng. CDLF		10-		•	RWD, M/T, 4motion, Exc. Doppia Frizione/Double Clutch	<b>617-010C</b>			33		100						
2.0 TDi (100 kW) Eng. CFFA/ CBAA		08-	•		<b>613-320</b>				25	90	107						
		08-	•		<b>607-463</b>		36	27	59,5	97,95	40,5					13	2
2.0 TDi (125 kW) Eng. CBBB/ CFGB		09-	•		A/T	<b>613-320</b>			25	90	107						
		09-	•		A/T	<b>607-463</b>		36	27	59,5	97,95	40,5				13	2
2.0 TDi (81 kW) Eng. CBDC/ CLCA		08-	•		<b>613-319</b>				26	87	117						
		08-	•		<b>607-467</b>		36	30	59,5	90	40					13	2
		08-		•	M/T, Exc. Doppia Frizione/Double Clutch	<b>617-010C</b>			33		100						
2.0 TDi, 4motion (103 kW) Eng. CBAB/ CBDB/ CFFB		08-	•		<b>613-320</b>				25	90	107						
		08-	•		<b>607-463</b>		36	27	59,5	97,95	40,5					13	2
		08-		•	RWD, M/T, 4motion, Exc. Doppia Frizione/Double Clutch	<b>617-010C</b>			33		100						


























































<b>Golf VI Plus (5M1) '09-</b>			L/R			NOTE	CIFAM ref.	ABS	A	B	C	D	E	F	H	I	L	M	Fig	
1.6 TDi, Cabrio (77 kW) Eng. CAYC/ CBAA		09-		•		Doppia Frizione/ Double Clutch	<b>613-320</b>				25	90	107							
		09-		•		M/T	<b>613-319</b>				26	87	117							
		09-		•		Doppia Frizione/ Double Clutch	<b>607-463</b>		36	27	59,5	97,95	40,5					13	2	
		09-		•		M/T	<b>607-467</b>		36	30	59,5	90	40						13	2
		09-			•		M/T, Exc. Doppia Frizione/Double Clutch	<b>617-010C</b>			33		100							
2.0 TDi (100 kW) Eng. CFHB		09-		•			<b>613-320</b>				25	90	107							
		09-		•			<b>607-463</b>		36	27	59,5	97,95	40,5					13	2	
2.0 TDi (81 kW) Eng. CBDC/ CLCA		09-		•			<b>613-319</b>				26	87	117							
		09-		•			<b>613-320</b>				25	90	107							
		09-		•			<b>607-463</b>		36	27	59,5	97,95	40,5					13	2	
		09-		•			<b>607-467</b>		36	30	59,5	90	40						13	2
		09-			•		M/T, Exc. Doppia Frizione/Double Clutch	<b>617-010C</b>			33		100							
2.0 TDi, 4motion, Cabrio (103 kW) Eng. CFHC		09-		•			<b>613-319</b>				26	87	117							
		09-		•			<b>613-320</b>				25	90	107							
		09-		•			<b>607-463</b>		36	27	59,5	97,95	40,5					13	2	
		09-		•			<b>607-467</b>		36	30	59,5	90	40						13	2
<b>Golf VII '12-</b>			L/R			NOTE	CIFAM ref.	ABS	A	B	C	D	E	F	H	I	L	M	Fig	
1.2 TSi (63 kW) Eng. CJZB		12-		•			<b>613-319</b>				26	87	117							
		12-		•			<b>607-467</b>		36	30	59,5	90	40						13	2
1.2 TSi (77 kW) Eng. CAZA, CAZB, CJZA		12-		•			<b>613-319</b>				26	87	117							
		12-		•			<b>607-467</b>		36	30	59,5	90	40						13	2
1.4 TSi (103 kW) Eng. CHPA/ CPTA		12-		•		M/T	<b>613-480</b>				25,5	94	116							
		12-		•		M/T	<b>607-708</b>		36	33	59,5	93,7	39,8						13	2
1.4 TSi (90 kW) Eng. CMBA/ CUKA/ CXSA/ CPVA		12-		•			<b>613-480</b>				25,5	94	116							
		12-		•			<b>607-708</b>		36	33	59,5	93,7	39,8						13	2
<b>Iltis (183) '79-'88</b>			L/R			NOTE	CIFAM ref.	ABS	A	B	C	D	E	F	H	I	L	M	Fig	
1.6 TD (51 kW) Eng. 1C		9/87-12/88		•		FWD, M/T	<b>613-536</b>				24	90	83							
		9/87-12/88		•		FWD, M/T	<b>607-150</b>		26	28	56,4	98	51						4	3
1.7 (55 kW) Eng. WL/ YX		1/79-88		•		FWD, M/T	<b>613-536</b>				24	90	83							
		1/79-88		•		FWD, M/T	<b>607-150</b>		26	28	56,4	98	51						4	3






















Jetta I (17) '79-'83			L/R			NOTE	CIFAM ref.	ABS	A	B	C	D	E	F	H	I	L	M	Fig
1.1 (37 kW) Eng. FA/ GG		-79		●		M/T, Ch -17A0360000	613-004				20	68	80						
		79-7/83		●		M/T, Ch 17A0360001-	613-005				20	68	80						
		79-83			●	M/T	614-004				21	89	97						
		-79		●		M/T, Ch -17A0360000	607-004		22	30	50,3	81	48					11	3
		79-7/83		●		M/T, Ch 17A0360001-	607-005		22	30	50,3	81	48					11	2
		79-83			●	M/T	617-003			33		92							
1.3 (44 kW) Eng. GF		2/80-7/83		●		M/T, Ch 17A0360001-17D641909	613-005				20	68	80						
		79-2/80		●		M/T, Ch 1753000001-17A0360000	613-004				20	68	80						
		79-7/83			●	M/T	614-004				21	89	97						
		2/80-7/83		●		M/T, Ch 17A0360001-17D641909	607-005		22	30	50,3	81	48					11	2
		79-2/80		●		M/T, Ch 1753000001-17A0360000	607-004		22	30	50,3	81	48					11	3
		79-7/83			●	M/T	617-003			33		92							
1.5 (51 kW) Eng. JB		79-83		●		M/T+A/T, Ch 1753000001-17A0360000	613-004				20	68	80						
		79-83		●		M/T+A/T, Ch 17A0116213-17D641909	613-005				20	68	80						
		79-83			●	M/T+A/T	614-005				21	94	97						
		79-83		●		M/T+A/T, Ch 1753000001-17A0360000	607-004		22	30	50,3	81	48					11	3
		79-83		●		M/T+A/T, Ch 17A0116213-17D641909	607-005		22	30	50,3	81	48					11	2
		79-83			●	M/T+A/T, Ch 1753000001-17A0360000	617-004			33		94							
		79-83			●	M/T+A/T, Ch 17A0116213-17D641909	617-004			33		94							
		79-83	L			M/T+A/T, Ch 1753000001-17D641909	655-052		22	33		81	94		78		540	s10	
1.5 D (37 kW) Eng. CK		79-80		●		M/T, Ch 1753000001-17A0116212	613-004				20	68	80						
		79-80		●		M/T, Ch 17A0116213-17D641909	613-005				20	68	80						
		79-80			●	M/T	614-005				21	94	97						
		79-80		●		M/T, Ch 1753000001-17A0116212	607-004		22	30	50,3	81	48					11	3
		79-80		●		M/T, Ch 17A0116213-17D641909	607-005		22	30	50,3	81	48					11	2
		79-80			●	M/T	617-004			33		94							
		79-80	L			Ch 1753000001-17D641909	655-052		22	33		81	94		78		540	s10	
1.6 (81 kW) Eng. EG		79-82		●		M/T, Ch 1763379207-17C999999	613-005				20	68	80						
		79-82			●	M/T, Ch 1763379207-17C999999	614-005				21	94	97						
		79-82		●		M/T, Ch 1763379207-17C999999	607-021		22	30	53	81	48					11	2
		79-82			●	M/T, Ch 1763379207-17C999999	617-004			33		94							
		79-82	L			Ch 1763379207-17C999999	655-052		22	33		81	94		78		540	s10	





























<b>Jetta I (17) '79-'83</b>			L/R			NOTE	CIFAM ref.	ABS	A	B	C	D	E	F	H	I	L	M	Fig	
1.6 D (40 kW) Eng. CR/ JK		80-83		•		M/T, Ch 17A0116213-17D641909	<b>613-005</b>				20	68	80							
		80-83			•	M/T, Ch 17A0116213-17D641909	<b>614-005</b>				21	94	97							
		80-83		•		M/T, Ch 17A0116213-17D641909	<b>607-005</b>		22	30	50,3	81	48					11	2	
		80-83			•	M/T, Ch 17A0116213-17D641909	<b>617-004</b>			33		94								
		80-83	L			Ch 17A0116213-17D641909	<b>655-052</b>		22	33		81	94		78			540	s10	
1.6 TD (51 kW) Eng. CY		82-83		•		M/T, Ch 17A0116213-17D641909	<b>613-005</b>				20	68	80							
		82-83			•	M/T, Ch 17A0116213-17D641909	<b>614-005</b>				21	94	97							
		82-83		•		M/T, Ch 17A0116213-17D641909	<b>607-005</b>		22	30	50,3	81	48					11	2	
		82-83			•	M/T, Ch 17A0116213-17D641909	<b>617-004</b>			33		94								
		82-83	L			Ch 17A0116213-17D641909	<b>655-052</b>		22	33		81	94		78			540	s10	
1.8 (82 kW) Eng. DX		8/82-7/83		•		M/T, Ch 17D000001-17D641909	<b>613-005</b>				20	68	80							
		8/82-7/83			•	M/T, Ch 17D000001-17D641909	<b>614-005</b>				21	94	97							
		8/82-7/83		•		M/T, Ch 17D000001-17D641909	<b>607-021</b>		22	30	53	81	48					11	2	
		8/82-7/83			•	M/T, Ch 17D000001-17D641909	<b>617-004</b>			33		94								
		8/82-7/83	L			Ch 17D000001-17D641909	<b>655-052</b>		22	33		81	94		78			540	s10	
<b>Jetta II (19E, 1G2) '84-'91</b>			L/R			NOTE	CIFAM ref.	ABS	A	B	C	D	E	F	H	I	L	M	Fig	
1.0 (33-37 kW) Eng. HZ		84-91		•		M/T, Ch 17D641910-1GN158228	<b>613-005</b>				20	68	80							
		84-91			•	M/T, Ch 17D641910-1GN158228	<b>614-004</b>				21	89	97							
		84-91		•		M/T, Ch 17D641910-1GN158228	<b>607-021</b>		22	30	53	81	48					11	2	
		84-91			•	M/T, Ch 17D641910-1GN158228	<b>617-003</b>			33		92								
		84-91	L			M/T	<b>655-121</b>		22	33		81	94		78			562	s10	
		84-91	R			M/T	<b>655-003</b>		22	33		81	94		78			774	s10	
1.3 (44 kW) Eng. GT		84-86		•		M/T, Ch 17D641910-1GN300000	<b>613-005</b>				20	68	80							
		84-86			•	M/T, Ch 17D641910-1GN300000	<b>614-004</b>				21	89	97							
		84-86		•		M/T, Ch 17D641910-1GN300000	<b>607-021</b>		22	30	53	81	48					11	2	
		84-86			•	M/T, Ch 17D641910-1GN300000	<b>617-003</b>			33		92								
		84-86	L			M/T	<b>655-121</b>		22	33		81	94		78			562	s10	
		84-86	R			M/T	<b>655-003</b>		22	33		81	94		78			774	s10	

# VOLKSWAGEN






















Jetta II (19E, 1G2) '84-'91		L/R			NOTE	CIFAM ref.	ABS	A	B	C	D	E	F	H	I	L	M	Fig		
1.3, Kat (40 kW) Eng. 2G/ HK/ MH/ NZ		84-91		●	M/T, Ch 17D641910-1GN300000	<b>613-005</b>				20	68	80								
		84-91		●	M/T, Ch 17D641910-1GN300000	<b>614-004</b>				21	89	97								
		84-91		●	M/T, Ch 17D641910-1GN300000	<b>607-021</b>		22	30	53	81	48						11	2	
		84-91		●	M/T, Ch 17D641910-1GN300000	<b>617-003</b>			33		92									
		84-91	L		M/T	<b>655-121</b>		22	33		81	94		78			562	s10		
		84-91	R		M/T	<b>655-003</b>		22	33		81	94		78			774	s10		
1.6 (51 kW) Eng. PN		86-91		●	M/T+A/T	<b>613-005</b>				20	68	80								
		86-91		●	M/T+A/T	<b>614-005</b>				21	94	97								
		86-91		●	M/T+A/T	<b>607-021</b>		22	30	53	81	48						11	2	
		86-91		●	M/T+A/T	<b>617-004</b>			33		94									
		86-91	L		M/T+A/T, Ch 17D641910-	<b>655-002</b>		22	33		81	94		78			540	s10		
		86-91	R		M/T+A/T, Ch 17D641910-	<b>655-003</b>		22	33		81	94		78			774	s10		
1.6 (53 kW) Eng. RF(KAT)		86-91		●	M/T+A/T	<b>613-005</b>				20	68	80								
		86-91		●	M/T+A/T	<b>614-005</b>				21	94	97								
		86-91		●	M/T+A/T	<b>607-021</b>		22	30	53	81	48						11	2	
		86-91		●	M/T+A/T	<b>617-004</b>			33		94									
		86-91	L		M/T+A/T, Ch 17D641910-	<b>655-002</b>		22	33		81	94		78			540	s10		
		86-91	R		M/T+A/T, Ch 17D641910-	<b>655-003</b>		22	33		81	94		78			774	s10		
1.6 (55 kW) Eng. EZ/ HM		84-91		●	M/T+A/T	<b>613-005</b>				20	68	80								
		84-91		●	M/T+A/T	<b>614-005</b>				21	94	97								
		84-91		●	M/T+A/T	<b>607-021</b>		22	30	53	81	48						11	2	
		84-91		●	M/T+A/T	<b>617-004</b>			33		94									
		84-91	L		M/T+A/T, Ch 17D641910-	<b>655-002</b>		22	33		81	94		78			540	s10		
		84-91	R		M/T+A/T, Ch 17D641910-	<b>655-003</b>		22	33		81	94		78			774	s10		
1.6 D (40 kW) Eng. JP/ ME		84-91		●	M/T	<b>613-005</b>				20	68	80								
		84-91		●	M/T	<b>614-005</b>				21	94	97								
		84-91		●	M/T	<b>607-021</b>		22	30	53	81	48						11	2	
		84-91		●	M/T	<b>617-004</b>			33		94									
		84-91	L		Ch 17D641910-1GN158228	<b>655-002</b>		22	33		81	94		78			540	s10		
		84-91	R		Ch 17D641910-1GN158228	<b>655-003</b>		22	33		81	94		78			774	s10		
1.6 TD (51 kW) Eng. JR/ MF		84-91	L			<b>655-002</b>		22	33		81	94		78			540	s10		
		84-91	R			<b>655-003</b>		22	33		81	94		78			774	s10		





























Jetta II (19E, 1G2) '84-'91		L/R			NOTE	CIFAM ref.	ABS	A	B	C	D	E	F	H	I	L	M	Fig	
1.6 TD (59 kW) Eng. RA/ SB		89-91	L			<b>655-002</b>		22	33		81	94		78		540	s10		
		89-91	R			<b>655-003</b>		22	33		81	94		78		774	s10		
1.8 (62 kW) Eng. RH		86-1/90		●	M/T+A/T	<b>613-005</b>				20	68	80							
		86-1/90		●	M/T	<b>614-005</b>				21	94	97							
		86-1/90		●	M/T+A/T	<b>607-021</b>		22	30	53	81	48					11	2	
		86-1/90		●	M/T	<b>617-004</b>			33		94								
		86-90	L			M/T+A/T, Ch 19E431737-1GN158228	<b>655-002</b>		22	33		81	94		78		540	s10	
		86-90	R			M/T+A/T, Ch 19E431737-1GN158228	<b>655-003</b>		22	33		81	94		78		774	s10	
1.8 16v (102 kW) Eng. KR		87-89		●	M/T, Ch 19E431737-1GN158228	<b>613-048</b>				22	83	79							
		87-89		●	M/T, Ch 19E431737-1GN158228	<b>607-009</b>		22	30	53	90	49					11	2	
		87-89	L	●	M/T, Ch 19E431737-1GN158228	<b>617-010B</b>			33		100								
		87-89	R	●	M/T, Ch 19E431737-1GN158228	<b>617-010A</b>			33		100								
		87-89	L			-ABS	<b>655-339</b>		22	33		90	100		78		532	s10	
		87-89	R				<b>655-615</b>		22	33		90	100		78		769	s10	
1.8 16v GTi (95 kW) Eng. PL		86-10/91		●	M/T, Ch 19E431737-1GN158228	<b>613-048</b>				22	83	79							
		86-10/91		●	M/T, Ch 19E431737-1GN158228	<b>607-009</b>		22	30	53	90	49					11	2	
		86-10/91	L	●	M/T, Ch 19E431737-1GN158228	<b>617-010B</b>			33		100								
		86-10/91	R	●	M/T, Ch 19E431737-1GN158228	<b>617-010A</b>			33		100								
		86-10/91	L			-ABS	<b>655-339</b>		22	33		90	100		78		532	s10	
		86-10/91	R				<b>655-615</b>		22	33		90	100		78		769	s10	
1.8 GT, Syncro, Kat (66 kW) Eng. HV/ GU/ GX		8/85-7/91		●	RWD, M/T, Ch 19G000001-1GM990000	<b>613-035</b>				20	68	80							
		86-1/90		●	FWD, M/T	<b>613-005</b>				20	68	80							
		8/85-7/91		●	RWD, M/T	<b>614-005</b>				21	94	97							
		8/85-7/91		●	RWD, M/T, Ch 19G000001-1GM990000	<b>607-096</b>		22	30	51	81	48						11	2
		86-1/90		●	FWD, M/T	<b>607-021</b>		22	30	53	81	48						11	2
		8/85-7/91		●	RWD, M/T, Ch 19G000001-1GM990000	<b>617-004</b>			33		94								
		86-1/90		●	FWD, M/T	<b>617-004</b>			33		94								
		8/89-	L			FWD	<b>655-339</b>		22	33		90	100		78		532	s10	
		84-7/89	L			FWD	<b>655-002</b>		22	33		81	94		78		540	s10	
		84-7/89	R			FWD	<b>655-003</b>		22	33		81	94		78		774	s10	































Jetta II (19E, 1G2) '84-'91		L/R			NOTE	CIFAM ref.	ABS	A	B	C	D	E	F	H	I	L	M	Fig		
1.8 GTi (82 kW) Eng. EV/ GZ/ PB		1/84-10/91		●	M/T, Ch 19E431737-1GN158228	<b>613-048</b>				22	83	79								
		1/84-10/91		●	M/T, Ch 19E431737-1GN158228	<b>607-009</b>		22	30	53	90	49						11	2	
		1/84-10/91	L		●	M/T, Ch 19E431737-1GN158228	<b>617-010B</b>			33		100								
		1/84-10/91	R		●	M/T, Ch 19E431737-1GN158228	<b>617-010A</b>			33		100								
		1/84-10/91	L				<b>655-339</b>		22	33		90	100		78			532	s10	
		1/84-10/91	R				<b>655-615</b>		22	33		90	100		78			769	s10	
1.8 GTi, Kat (79 kW) Eng. PF/ RD		85-87		●	M/T, Ch 19E431737-1GN158228	<b>613-048</b>				22	83	79								
		85-87		●	M/T, Ch 19E431737-1GN158228	<b>607-009</b>		22	30	53	90	49						11	2	
		85-87	L		●	M/T, Ch 19E431737-1GN158228	<b>617-010B</b>			33		100								
		85-87	R		●	M/T, Ch 19E431737-1GN158228	<b>617-010A</b>			33		100								
		85-87	L				<b>655-339</b>		22	33		90	100		78			532	s10	
		85-87	R				<b>655-615</b>		22	33		90	100		78			769	s10	
1.8 Syncro (72 kW) Eng. 1P		88-1/90		●	FWD, M/T	<b>613-005</b>				20	68	80								
		88-7/91		●	RWD, M/T, Ch 19G000001-1GM990000	<b>613-035</b>				20	68	80								
		88-7/91		●	RWD, M/T	<b>614-005</b>				21	94	97								
		88-1/90		●	FWD, M/T	<b>607-021</b>		22	30	53	81	48							11	2
		88-7/91		●	RWD, M/T, Ch 19G000001-1GM990000	<b>607-096</b>		22	30	51	81	48							11	2
		88-1/90		●	FWD, M/T	<b>617-004</b>				33		94								
		88-7/91		●	RWD, M/T, Ch 19G000001-1GM990000	<b>617-004</b>				33		94								
		8/89-	L			FWD	<b>655-339</b>		22	33		90	100		78			532	s10	
		88-7/89	L			FWD	<b>655-002</b>		22	33		81	94		78			540	s10	
88-7/89		R			FWD	<b>655-003</b>		22	33		81	94		78			774	s10		
1.8, Syncro (66 kW) Eng. RP		8/85-7/91		●	RWD, M/T, Ch 19G000001-1GM990000	<b>613-035</b>				20	68	80								
		86-1/90		●	FWD, M/T	<b>613-005</b>				20	68	80								
		8/85-7/91		●	4WD, M/T	<b>614-005</b>				21	94	97								
		8/85-7/91		●	RWD, M/T, Ch 19G000001-1GM990000	<b>607-096</b>		22	30	51	81	48							11	2
		86-1/90		●	FWD, M/T	<b>607-021</b>		22	30	53	81	48							11	2
		8/85-7/91		●	RWD, M/T, Ch 19G000001-1GM990000	<b>617-004</b>				33		94								
		86-1/90		●	FWD, M/T	<b>617-004</b>				33		94								
		8/89-	L			FWD	<b>655-339</b>		22	33		90	100		78			532	s10	
		87-7/89	L			FWD	<b>655-002</b>		22	33		81	94		78			540	s10	
87-7/89		R			FWD	<b>655-003</b>		22	33		81	94		78			774	s10		
































Jetta III (1KM) '05-'11			L/R			NOTE	CIFAM ref.	ABS	A	B	C	D	E	F	H	I	L	M	Fig		
1.4 16v TSi (103 kW) Eng. BMY		06-		•			613-320				25	90	107								
		06-		•	M/T		613-319				26	87	117								
		06-		•			607-463		36	27	59,5	97,95	40,5						13	2	
		06-		•	M/T		607-467		36	30	59,5	90	40							13	2
1.4 TSi (118 kW) Eng. CAVD		08-		•		M/T, Doppia Frizione/Double Clutch DSG	613-319				26	87	117								
		08-		•		M/T, 7Sp, Doppia Frizione/Double Clutch DSG	613-320				25	90	107								
		08-		•		M/T, Doppia Frizione/Double Clutch DSG	607-467		36	30	59,5	90	40							13	2
		08-		•		M/T, 7Sp, Doppia Frizione/Double Clutch DSG	607-463		36	27	59,5	97,95	40,5							13	2
1.4 TSi (125 kW) Eng. BLG		06-		•			613-320				25	90	107								
		06-		•			607-463		36	27	59,5	97,95	40,5							13	2
1.4 TSi (90 kW) Eng. CAXA		07-		•			613-319				26	87	117								
		07-		•			607-467		36	30	59,5	90	40							13	2
1.6 (75 kW) Eng. BSE/ BSF/ CCSA		05-		•			613-319				26	87	117								
		05-		•			607-467		36	30	59,5	90	40							13	2
		05-11			•	M/T, Exc. Doppia Frizione/Double Clutch	617-010C			33		100									
1.6 (75 kW) Eng. CCSA		08-		•			613-319				26	87	117								
		08-		•			607-467		36	30	59,5	90	40							13	2
		08-10			•	M/T, Exc. Doppia Frizione/Double Clutch	617-010C			33		100									
1.6 FSI (85 kW) Eng. BAG/ BLF		05-		•			613-319				26	87	117								
		05-		•			607-467		36	30	59,5	90	40							13	2
		05-11			•	M/T, Exc. Doppia Frizione/Double Clutch	617-010C			33		100									
1.6 TDi (77 kW) Eng. CAYC		08-		•		M/T, Doppia Frizione/Double Clutch DSG	613-319				26	87	117								
		08-		•		M/T, 7Sp, Doppia Frizione/Double Clutch DSG	613-320				25	90	107								
		08-		•		M/T, Doppia Frizione/Double Clutch DSG	607-467		36	30	59,5	90	40							13	2
		08-		•		M/T, 7Sp, Doppia Frizione/Double Clutch DSG	607-463		36	27	59,5	97,95	40,5							13	2
1.9 TDi (77 kW) Eng. BKC/ BLS		05-		•			613-319				26	87	117								
		05-		•			607-467		36	30	59,5	90	40							13	2
		05-11			•	M/T, Exc. Doppia Frizione/Double Clutch	617-010C			33		100									
2.0 FSI (110 kW) Eng. BLR/ BLY		05-		•		M/T	613-319				26	87	117								
		05-		•		M/T, 6Sp	613-320				25	90	107								
		05-		•		M/T	607-467		36	30	59,5	90	40							13	2
		05-		•		M/T, 6Sp	607-463		36	27	59,5	97,95	40,5							13	2
		05-11			•	M/T, Exc. Doppia Frizione/Double Clutch	617-010C			33		100									





































Jetta III (1KM) '05-'11			L/R			NOTE	CIFAM ref.	ABS	A	B	C	D	E	F	H	I	L	M	Fig	
2.0 TDi (103 kW) Eng. BKD/ BMM		05-		•			613-319				26	87	117							
		05-		•		M/T, 6Sp	613-320				25	90	107							
		05-		•			607-467		36	30	59,5	90	40						13	2
		05-		•		M/T, 6Sp	607-463		36	27	59,5	97,95	40,5						13	2
2.0 TDi (125 kW) Eng. BMN		06-		•		M/T, 6/7Sp, Doppia Frizione/Double Clutch DSG	613-436				27,3	96,5	109							
		06-		•		M/T, 6/7Sp, Doppia Frizione/Double Clutch DSG	607-658		36	27	59,5	100,1	40						13	1
2.0 TFSI (147 kW) Eng. BWA/ BPY/ CCTA		05-		•			613-320				25	90	107							
		05-		•			607-463		36	27	59,5	97,95	40,5						13	2
Jetta IV (162) '11-			L/R			NOTE	CIFAM ref.	ABS	A	B	C	D	E	F	H	I	L	M	Fig	
1.2 TSi (77 kW) Eng. CBZB		11-		•		6Sp	613-319				26	87	117							
		11-		•		6Sp / 7Sp, Doppia Frizione/ Double Clutch	613-320				25	90	107							
		11-		•		6Sp	607-467		36	30	59,5	90	40						13	2
		11-		•		6Sp / 7Sp, Doppia Frizione/ Double Clutch	607-463		36	27	59,5	97,95	40,5						13	2
1.4 TSi (110 kW) Eng. CNLA/ CTHA/ CAVA		11-		•		Doppia Frizione/ Double Clutch	613-320				25	90	107							
		11-		•		M/T	613-319				26	87	117							
		11-		•		Doppia Frizione/ Double Clutch	607-463		36	27	59,5	97,95	40,5						13	2
		11-		•		M/T	607-467		36	30	59,5	90	40						13	2
1.4 TSi (118 kW) Eng. CAVD/ CTHD		11-		•		6Sp	613-319				26	87	117							
		11-		•		6Sp / 7Sp, Doppia Frizione/ Double Clutch	613-320				25	90	107							
		11-		•		6Sp	607-467		36	30	59,5	90	40						13	2
		11-		•		6Sp / 7Sp, Doppia Frizione/ Double Clutch	607-463		36	27	59,5	97,95	40,5						13	2
1.4 TSi (90 kW) Eng. CAXA/ CMSB		11-		•		Doppia Frizione/ Double Clutch	613-320				25	90	107							
		11-		•		M/T	613-319				26	87	117							
		11-		•		Doppia Frizione/ Double Clutch	607-463		36	27	59,5	97,95	40,5						13	2
		11-		•		M/T	607-467		36	30	59,5	90	40						13	2
1.6 TDi (77 kW) Eng. CAYC		11-		•		6Sp	613-319				26	87	117							
		11-		•		6Sp / 7Sp, Doppia Frizione/ Double Clutch	613-320				25	90	107							
		11-		•		6Sp	607-467		36	30	59,5	90	40						13	2
		11-		•		6Sp / 7Sp, Doppia Frizione/ Double Clutch	607-463		36	27	59,5	97,95	40,5						13	2
2.0 (85 kW) Eng. CBPA/ CKJA		10-		•			613-319				26	87	117							
		10-		•			607-467		36	30	59,5	90	40						13	2

Jetta IV (162) '11-			L/R			NOTE	CIFAM ref.	ABS	A	B	C	D	E	F	H	I	L	M	Fig
2.0 TDi (103 kW) Eng. CFFB/ CFHC/ CJAA/ CLCB		11-		•		6Sp	613-319				26	87	117						
		11-		•		6Sp / 7Sp, Doppia Frizione/ Double Clutch	613-320				25	90	107						
		11-		•		6Sp	607-467		36	30	59,5	90	40					13	2
		11-		•		6Sp / 7Sp, Doppia Frizione/ Double Clutch	607-463		36	27	59,5	97,95	40,5						13
2.0 TDi (81 kW) Eng. CLCA		10-		•			613-319				26	87	117						
		10-		•			607-467		36	30	59,5	90	40					13	2
2.0 TSi (147 kW) Eng. CBFA/ CCTA/ CCZA		11-		•		6Sp	613-319				26	87	117						
		11-		•		6Sp / 7Sp, Doppia Frizione/ Double Clutch	613-320				25	90	107						
		11-		•		6Sp	607-467		36	30	59,5	90	40					13	2
		11-		•		6Sp / 7Sp, Doppia Frizione/ Double Clutch	607-463		36	27	59,5	97,95	40,5						13
2.5 FSI (125 kW) Eng. CBTA/ CBUA/ CCCA		10-		•		M/T	613-319				26	87	117						
		10-		•		M/T	607-467		36	30	59,5	90	40					13	2
Kaefer '49-'03			L/R			NOTE	CIFAM ref.	ABS	A	B	C	D	E	F	H	I	L	M	Fig
1.6, Cabrio (35 kW) Eng. AE/ AH/ AK		8/70-75		•	•	M/T+A/T	614-005				21	94	97						
		8/70-75		•	•	M/T+A/T	617-004			33		94							
Lupo (6X1, 6E1) '98-			L/R			NOTE	CIFAM ref.	ABS	A	B	C	D	E	F	H	I	L	M	Fig
1.0 (37 kW) Eng. AER/ AHT/ ALD/ ALL/ ANV/ AUC		4/98-		•			613-153				20	68	80						
		4/98-		•			607-190		22	30	53	81	48					11	2
		4/98-	L				655-171		22	33		81	94		78		525	s10	
		4/98-	R				655-172		22	33		81	94		78		750	s10	
1.2 TDi 3L (45 kW) Eng. ANY/ AYZ		99-		•			613-376				21,3	69	103						
		99-		•			607-547		20	26	44	69,9	43					11	1
		99-	L				655-475		20		28	70	72	39,3	57	62	510	s16	
		99-	R				655-476		20		28	70	72	39,3	57	62	726	s16	
1.4 (44 kW) Eng. AKK/ AUD		00-		•			613-153				20	68	80						
		00-		•			607-190		22	30	53	81	48					11	2
		00-	L				655-171		22	33		81	94		78		525	s10	
		00-	R				655-172		22	33		81	94		78		750	s10	


















<b>Lupo (6X1, 6E1) '98-</b>			L/R			NOTE	CIFAM ref.	ABS	A	B	C	D	E	F	H	I	L	M	Fig		
1.4 16v (55 kW) Eng. AHW/ AKQ/ APE/ AUA/ BBY		98-		•			<b>613-153</b>				20	68	80								
		98-		•			<b>607-190</b>		22	30	53	81	48						11	2	
		98-	L					<b>655-171</b>		22	33		81	94		78			525	s10	
		98-	R					<b>655-172</b>		22	33		81	94		78			750	s10	
1.4 16v (74 kW) Eng. AFK/ ANM/ AQQ/ AUB		99-		•			<b>613-153</b>				20	68	80								
		99-		•			<b>607-190</b>		22	30	53	81	48						11	2	
		99-	L					<b>655-171</b>		22	33		81	94		78			525	s10	
		99-	R					<b>655-172</b>		22	33		81	94		78			750	s10	
1.4 FSI (77 kW) Eng. ARR		01-		•			<b>613-153</b>				20	68	80								
		01-		•			<b>607-190</b>		22	30	53	81	48						11	2	
		01-	L					<b>655-171</b>		22	33		81	94		78			525	s10	
		01-	R					<b>655-172</b>		22	33		81	94		78			750	s10	
1.4 TDi (55 kW) Eng. AMF		1/99-		•			<b>613-322</b>				25	78	130								
		1/99-		•			<b>607-466</b>		22	30	53,3	87,9	49						11	2	
		1/99-			•	G.Box:GAX, Exc. Doppia Frizione/Double Clutch	<b>617-010C</b>			33		100									
		99-	L				G.Box:ESP,EXB	<b>655-472</b>		22			88			79			527	s1	
		99-	R				G.Box:ESP,EXB	<b>655-474</b>		22			88	95		79			712	s1	
1.6 16v GTI (92 kW) Eng. ARC/ AVY		00-		•			<b>613-322</b>				25	78	130								
		00-		•			<b>607-466</b>		22	30	53,3	87,9	49						11	2	
1.7 SDi (44 kW) Eng. AKU		4/98-		•			<b>613-153</b>				20	68	80								
		4/98-		•			<b>607-190</b>		22	30	53	81	48						11	2	
		4/98-	L					<b>655-171</b>		22	33		81	94		78			525	s10	
		4/98-	R					<b>655-172</b>		22	33		81	94		78			750	s10	
<b>Maggiolino (5C1) '11-</b>			L/R			NOTE	CIFAM ref.	ABS	A	B	C	D	E	F	H	I	L	M	Fig		
1.2 TSi, Cabrio (77 kW) Eng. CBZB		11-		•		M/T, 7Sp, Doppia frizione/Double Clutch	<b>613-319</b>				26	87	117								
		11-		•		M/T, 7Sp, Doppia frizione/Double Clutch	<b>607-467</b>		36	30	59,5	90	40						13	2	
1.4 TSi, Cabrio (118 kW) Eng. CAVD/ CNWA		11-		•		M/T	<b>613-319</b>				26	87	117								
		11-		•		M/T	<b>607-467</b>		36	30	59,5	90	40						13	2	
1.6 TDi, Cabrio (77 kW) Eng. CAYC		11-		•		M/T	<b>613-319</b>				26	87	117								
		11-		•		M/T	<b>607-467</b>		36	30	59,5	90	40						13	2	

Maggiolino (5C1) '11-			L/R			NOTE	CIFAM ref.	ABS	A	B	C	D	E	F	H	I	L	M	Fig
2.0 TSi, Cabrio (147 kW) Eng. CBFA/ CCTA/ CCZA		11-		•		M/T	613-319				26	87	117						
		11-		•		M/T	607-467		36	30	59,5	90	40					13	2
New Beetle (9C1, 1C1) '98-'11			L/R			NOTE	CIFAM ref.	ABS	A	B	C	D	E	F	H	I	L	M	Fig
1.4 16v, Cabrio (55 kW) Eng. BCA		01-		•			613-154				22	76	113						
		01-		•			614-020				21	94	97						
		01-		•			607-241		36	30	53	81	40					11	2
		01-		•			617-022			33		94							
1.6 (74 kW) Eng. AWH		99-00		•			613-152				26	87	117						
		99-00		•			607-189		36	30	52,8	90	40					11	2
		99-00	L				655-358		36	33		90	100	78			553	s10	
		99-00	R				655-211		36	33		90	100	78			823	s10	
1.6 (75 kW) Eng. BSE/ BSF		00-		•			613-152				26	87	117						
		00-		•			607-189		36	30	52,8	90	40					11	2
		00-		•		M/T, Exc. Doppia Frizione/Double Clutch	617-010C			33		100							
		00-	L				655-358		36	33		90	100	78			553	s10	
		00-	R				655-211		36	33		90	100	78			823	s10	
1.6, Cabrio (75 kW) Eng. AYD		00-		•			613-152				26	87	117						
		00-		•			607-189		36	30	52,8	90	40					11	2
		00-		•		M/T, Exc. Doppia Frizione/Double Clutch	617-010C			33		100							
		00-	L				655-358		36	33		90	100	78			553	s10	
		00-	R				655-211		36	33		90	100	78			823	s10	
1.8 T., Cabrio (110 kW) Eng. APH/ AVC/ AWU/ AWW/ BKF		99-		•			613-152				26	87	117						
		99-		•			607-189		36	30	52,8	90	40					11	2
1.9 TDi (66 kW) Eng. ALH		98-01		•		-ABS	613-152				26	87	117						
		98-01		•		-ABS	607-189		36	30	52,8	90	40					11	2
		98-01	L				655-358		36	33		90	100	78			553	s10	
		98-01	R				655-211		36	33		90	100	78			823	s10	
1.9 TDi, Cabrio (74 kW) Eng. ATD/ AXR		01-		•		M/T+A/T, A/T 4Sp	613-152				26	87	117						
		01-		•		M/T+A/T, A/T 4Sp	607-189		36	30	52,8	90	40					11	2
		01-	L				655-358		36	33		90	100	78			553	s10	
		01-	R				655-211		36	33		90	100	78			823	s10	















































<b>Passat I (32, 33), Variant '73-'80</b>			L/R 		NOTE	CIFAM ref.	ABS	A	B	C	D	E	F	H	I	L	M	Fig	
1.6 (63 kW) Eng. YP		75-80		•	M/T+A/T, Ch 3242000001-32A150000	<b>613-047</b>				20	68	80							
		75-80		•	M/T+A/T, Ch 3242000001-32A150000	<b>614-005</b>				21	94	97							
		75-80		•	M/T+A/T, Ch 3242000001-32A150000	<b>607-049</b>		22	30	51	81	48						11	3
		75-80		•	M/T+A/T, Ch 3242000001-32A150000	<b>617-004</b>			33		94								
<b>Passat II (32B), Variant '80-'88</b>			L/R 		NOTE	CIFAM ref.	ABS	A	B	C	D	E	F	H	I	L	M	Fig	
1.3 (40 kW) Eng. FY		80-83		•	M/T, Ch 32A150001-32H220000	<b>613-035</b>				20	68	80							
		80-83		•	M/T, Ch 32A150001-32H220000	<b>614-005</b>				21	94	97							
		80-83		•	M/T, Ch 32A150001-32H220000	<b>607-096</b>		22	30	51	81	48						11	2
		80-83		•	M/T, Ch 32A150001-32H220000	<b>617-004</b>			33		94								
1.3 (44 kW) Eng. EP		80-86		•	M/T, Ch 32A150001-32H220000	<b>613-035</b>				20	68	80							
		80-86		•	M/T, Ch 32A150001-32H220000	<b>614-005</b>				21	94	97							
		80-86		•	M/T, Ch 32A150001-32H220000	<b>607-096</b>		22	30	51	81	48						11	2
		80-86		•	M/T, Ch 32A150001-32H220000	<b>617-004</b>			33		94								
1.3 (44 kW) Eng. EU/ FZ		80-86		•	M/T, Ch 32A150001-32H220000	<b>613-035</b>				20	68	80							
		80-86		•	M/T, Ch 32A150001-32H220000	<b>614-005</b>				21	94	97							
		80-86		•	M/T, Ch 32A150001-32H220000	<b>607-096</b>		22	30	51	81	48						11	2
		80-86		•	M/T, Ch 32A150001-32H220000	<b>617-004</b>			33		94								
1.6 (51 kW) Eng. PP		87-88		•	M/T+A/T, Ch 32A150001-32J299999	<b>613-035</b>				20	68	80							
		87-88		•	M/T+A/T, Ch 32A150001-32J299999	<b>614-005</b>				21	94	97							
		87-88		•	M/T+A/T, Ch 32A150001-32J299999	<b>607-096</b>		22	30	51	81	48						11	2
		87-88		•	M/T+A/T, Ch 32A150001-32J299999	<b>617-004</b>			33		94								
1.6 (53 kW) Eng. RF/ RL		86-88		•	M/T+A/T, Ch 32A150001-32J299999	<b>613-035</b>				20	68	80							
		86-88		•	M/T+A/T, Ch 32A150001-32J299999	<b>614-005</b>				21	94	97							
		86-88		•	M/T+A/T, Ch 32A150001-32J299999	<b>607-096</b>		22	30	51	81	48						11	2
		86-88		•	M/T+A/T, Ch 32A150001-32J299999	<b>617-004</b>			33		94								
1.6 (55 kW) Eng. DT/ WV/ YN		80-88		•	M/T+A/T, Ch 32A150001-32J299999	<b>613-035</b>				20	68	80							
		80-88		•	M/T+A/T, Ch 32A150001-32J299999	<b>614-005</b>				21	94	97							
		80-88		•	M/T+A/T, Ch 32A150001-32J299999	<b>607-096</b>		22	30	51	81	48						11	2
		80-88		•	M/T+A/T, Ch 32A150001-32J299999	<b>617-004</b>			33		94								

















































Passat II (32B), Variant '80-'88			L/R 		NOTE	CIFAM ref.	ABS	A	B	C	D	E	F	H	I	L	M	Fig		
1.9 (85 kW) Eng. WN		1/81-7/83		•	M/T+A/T, Ch 32B040822-32D092500	613-035				20	68	80								
		1/81-7/83		•	M/T+A/T, Ch 32D092501-32D300000	613-048				22	83	79								
		1/81-7/83		•	M/T+A/T, Ch 32B040822-32D092500	614-005				21	94	97								
		1/81-7/83		•	M/T+A/T, Ch 32B040822-32D092500	607-096		22	30	51	81	48						11	2	
		1/81-7/83		•	M/T+A/T, Ch 32D092501-32D300000	607-050		22	30	51	90	49						11	2	
		1/81-7/83		•	M/T+A/T, Ch 32B040822-32D092500	617-004				33		94								
		1/81-7/83		•	M/T+A/T, Ch 32D092501-32D300000	617-010				33		100								
		12/82-7/83	R	•	A/T, Ch 32D092501-32D300000	617-010B				33		100								
2.0, Syncro (85 kW) Eng. HP/ JS		8/83-3/88		•	A/T, Ch 32E000001-32J299999	613-048				22	83	79								
		8/83-3/88		•	M/T, Ch 32E000001-32J299999	613-035				20	68	80								
		8/83-3/88		•	M/T, Ch 32E000001-32J299999	614-005				21	94	97								
		8/83-3/88		•	A/T, Ch 32E000001-32J299999	607-050		22	30	51	90	49						11	2	
		8/83-3/88		•	M/T, Ch 32E000001-32J299999	607-096		22	30	51	81	48						11	2	
		8/83-3/88		•	M/T, Ch 32E000001-32J299999	617-004				33		94								
		8/83-3/88	L	•	A/T, Ch 32E000001-32J299999	617-010				33		100								
		8/83-3/88	R	•	A/T, Ch 32E000001-32J299999	617-010B				33		100								
2.2 (100 kW) Eng. KV		1/85-3/88		•	M/T, Ch 32H300001-32J299999	613-105				22	83	79								
		1/85-3/88		•	M/T, Ch 32H300001-32J299999	614-012				24	107,5	120								
		1/85-3/88		•	M/T, Ch 32H300001-32J299999	607-128		22	25	51	90	49						11	3	
		1/85-3/88		•	M/T, Ch 32H300001-32J299999	617-014				28		108								
2.2 (85 kW) Eng. KX		-3/88		•	M/T+A/T, Ch 32D092501-32J299999	613-048				22	83	79								
		85-		•	M/T+A/T, Ch 32B000001-32D092500	613-035				20	68	80								
		85-		•	M/T+A/T, Ch 32B000001-32D092500	614-005				21	94	97								
		-3/88		•	M/T+A/T, Ch 32D092501-32J299999	607-050		22	30	51	90	49						11	2	
		85-		•	M/T+A/T, Ch 32B000001-32D092500	607-096		22	30	51	81	48						11	2	
		1/85-3/88		•	M/T+A/T, Ch 32D092501-32J299999	617-010				33		100								
		-3/88	R	•	A/T, Ch 32D092501-32J299999	617-010B				33		100								
		85-		•	M/T+A/T, Ch 32B000001-32D092500	617-004				33		94								



<b>Passat II (32B), Variant '80-'88</b>			L/R			NOTE	CIFAM ref.	ABS	A	B	C	D	E	F	H	I	L	M	Fig
2.2 Syncro SW (88 kW) Eng. JT		-12/86		•		RWD, Ch -33H086636	<b>613-035</b>				20	68	80						
		-88		•		FWD+RWD, Ch 33H086637-	<b>613-048</b>				22	83	79						
		-12/86			•	RWD, Ch -33H086636	<b>614-005</b>				21	94	97						
		-12/86		•		RWD, Ch -33H086636	<b>607-096</b>		22	30	51	81	48					11	2
		-88		•		FWD+RWD, Ch 33H086637-	<b>607-050</b>		22	30	51	90	49					11	2
		-12/86		•		RWD, Ch -33H086636	<b>617-004</b>			33		94							
	-88		•		FWD+RWD, Ch 33H086637-	<b>617-010</b>			33		100								
<b>Passat III (3A2, 3A5, 35I), Variant '88-'97</b>			L/R			NOTE	CIFAM ref.	ABS	A	B	C	D	E	F	H	I	L	M	Fig
1.6 (53 kW) Eng. 1F		88-91		•		M/T, Ch 31J000001-31L400000	<b>613-005</b>				20	68	80						
		88-91			•	M/T, Ch 31J000001-31L400000	<b>614-005</b>				21	94	97						
		88-91		•		M/T, Ch 31J000001-31L400000	<b>607-021</b>		22	30	53	81	48					11	2
		88-91			•	M/T, Ch 31J000001-31L400000	<b>617-004</b>			33		94							
		88-91	L				<b>655-121</b>		22	33		81	94		78		562	s10	
		88-91	R			-ABS	<b>655-355</b>		22	33		81	94		78		796	s10	
1.6 (55 kW) Eng. EZ/ HM		4/88-		•		M/T, Ch 31J000001-31L400000	<b>613-005</b>				20	68	80						
		4/88-			•	M/T, Ch 31J000001-31L400000	<b>614-005</b>				21	94	97						
		4/88-		•		M/T, Ch 31J000001-31L400000	<b>607-021</b>		22	30	53	81	48					11	2
		4/88-			•	M/T, Ch 31J000001-31L400000	<b>617-004</b>			33		94							
		4/88-	L				<b>655-121</b>		22	33		81	94		78		562	s10	
		4/88-	R			-ABS	<b>655-355</b>		22	33		81	94		78		796	s10	
1.6 (74 kW) Eng. AEK/ AFT		94-		•		M/T	<b>613-048</b>				22	83	79						
		94-		•		M/T	<b>607-009</b>		22	30	53	90	49					11	2
		94-	L		•	M/T	<b>617-010B</b>			33		100							
		94-	R		•	M/T	<b>617-010A</b>			33		100							
		94-	L			M/T	<b>655-123</b>		22	33		90	100		78		551	s10	
		94-	R			M/T	<b>655-124</b>		22	33		90	100		78		783	s10	
























Passat III (3A2, 3A5, 35I), Variant '88-'97			L/R			NOTE	CIFAM ref.	ABS	A	B	C	D	E	F	H	I	L	M	Fig	
1.6 TD (59 kW) Eng. RA/ SB		4/88-7/90		●		M/T, Ch -31L400000	613-005				20	68	80							
		8/88-10/93		●		M/T, Ch 31M000001-	613-048				22	83	79							
		4/88-7/90			●	M/T, Ch -31L400000	614-005				21	94	97							
		4/88-7/90		●		M/T, Ch -31L400000	607-021		22	30	53	81	48						11	2
		8/88-10/93		●		M/T, Ch 31M000001-	607-009		22	30	53	90	49						11	2
		4/88-7/90			●	M/T, Ch -31L400000	617-004			33		94								
		8/88-10/93	L		●	M/T, Ch 31M000001-	617-010B			33		100								
		8/88-10/93	R		●	M/T, Ch 31M000001-	617-010A			33		100								
		4/88-7/90	L			-ABS, Ch -31L400000	655-121		22	33		81	94		78			562	s10	
		4/88-7/90	R			-ABS, Ch -31L400000	655-355		22	33		81	94		78			796	s10	
		8/88-9/93	L			-ABS, M/T, Ch 31M000001-	655-123		22	33		90	100		78			551	s10	
		8/88-9/93	R			-ABS, M/T, Ch 31M000001-	655-124		22	33		90	100		78			783	s10	
1.8 (55 kW) Eng. AAM		90-96		●		M/T+A/T	613-048				22	83	79							
		90-96		●		M/T+A/T	607-009		22	30	53	90	49						11	2
		90-96	L		●	M/T+A/T	617-010B			33		100								
		90-96	R		●	M/T+A/T	617-010A			33		100								
		90-96	L			M/T, Ch 31J000001-	655-123		22	33		90	100		78			551	s10	
		90-96	R			M/T, Ch 31J000001-	655-124		22	33		90	100		78			783	s10	
1.8 (66 kW) Eng. ABS/ ADZ		88-97		●		M/T+A/T	613-048				22	83	79							
		88-97		●		M/T+A/T	607-009		22	30	53	90	49						11	2
		88-97	L		●	M/T+A/T	617-010B			33		100								
		88-97	R		●	M/T+A/T	617-010A			33		100								
		88-97	L			M/T, Ch 31J000001-	655-123		22	33		90	100		78			551	s10	
		88-97	R			M/T, Ch 31J000001-	655-124		22	33		90	100		78			783	s10	
1.8 (79 kW) Eng. PF		88-93		●		M/T+A/T	613-048				22	83	79							
		88-93		●		M/T+A/T	607-009		22	30	53	90	49						11	2
		88-93	L		●	M/T+A/T	617-010B			33		100								
		88-93	R		●	M/T+A/T	617-010A			33		100								
		88-93	L			M/T, Ch 31J000001-	655-123		22	33		90	100		78			551	s10	
		88-93	R			M/T, Ch 31J000001-	655-124		22	33		90	100		78			783	s10	





























Passat III (3A2, 3A5, 35I), Variant '88-'97		L/R			NOTE	CIFAM ref.	ABS	A	B	C	D	E	F	H	I	L	M	Fig	
1.8 (82 kW) Eng. PB(KAT)		88-92		•	M/T+A/T	613-048				22	83	79							
		88-92		•	M/T+A/T	607-009		22	30	53	90	49					11	2	
		88-92	L		•	M/T+A/T	617-010B			33		100							
		88-92	R		•	M/T+A/T	617-010A			33		100							
		88-92	L			M/T, Ch 31J000001-	655-123		22	33		90	100		78		551	s10	
		88-92	R			M/T, Ch 31J000001-	655-124		22	33		90	100		78		783	s10	
1.8 16v (100 kW) Eng. KR		88-89		•	M/T+A/T	613-048				22	83	79							
		88-89		•	M/T+A/T	607-009		22	30	53	90	49					11	2	
		88-89	L		•	M/T+A/T	617-010B			33		100							
		88-89	R		•	M/T+A/T	617-010A			33		100							
		88-89	L				655-123		22	33		90	100		78		551	s10	
		88-89	R				655-124		22	33		90	100		78		783	s10	
1.8 G60 Syncro (118 kW) Eng. 1H/ PG		8/88-97		•	FWD, M/T	613-048				22	83	79							
		8/88-97		•	RWD, M/T	614-005				21	94	97							
		8/88-97			•	FWD, M/T	607-009		22	30	53	90	49					11	2
		8/88-97			•	RWD, M/T	617-004			33		94							
		8/88-97	L		•	FWD, M/T	617-010B			33		100							
		8/88-97	R		•	FWD, M/T	617-010A			33		100							
1.9 D (50 kW) Eng. 1Y		5/89-10/93		•	M/T	613-048				22	83	79							
		5/89-10/93		•	M/T	607-009		22	30	53	90	49					11	2	
		5/89-10/93	L		•	M/T	617-010B			33		100							
		5/89-10/93	R		•	M/T	617-010A			33		100							
		89-93	L			Ch 31N105279-	655-123		22	33		90	100		78		551	s10	
		89-93	R			Ch 31N105279-	655-124		22	33		90	100		78		783	s10	
1.9 TD (55 kW) Eng. AAZ		91-97		•	M/T+A/T	613-048				22	83	79							
		91-97		•	M/T+A/T	607-009		22	30	53	90	49					11	2	
		91-97	L		•	M/T+A/T	617-010B			33		100							
		91-97	R		•	M/T+A/T	617-010A			33		100							
		91-97	L			Ch 31N105279-	655-123		22	33		90	100		78		551	s10	
		91-97	R			Ch 31N105279-	655-124		22	33		90	100		78		783	s10	
























Passat III (3A2, 3A5, 35I), Variant '88-'97		L/R			NOTE	CIFAM ref.	ABS	A	B	C	D	E	F	H	I	L	M	Fig	
1.9 TDi (66 kW) Eng. 1Z/ AHU		93-97		•	M/T+A/T	613-048				22	83	79							
		93-97		•	M/T+A/T	607-009		22	30	53	90	49					11	2	
		93-97	L		•	M/T+A/T	617-010B			33		100							
		93-97	R		•	M/T+A/T	617-010A			33		100							
		93-97	L				655-123		22	33		90	100		78		551	s10	
		93-97	R				655-124		22	33		90	100		78		783	s10	
1.9 TDi (81 kW) Eng. AFN		96-97		•	M/T	613-152				26	87	117							
		96-97		•	M/T	607-189		36	30	52,8	90	40					11	2	
		96-97	L		•	M/T	617-010B			33		100							
		96-97	R		•	M/T	617-010A			33		100							
		96-97	L			-ABS	655-358		36	33		90	100		78		553	s10	
		96-97	R			-ABS	655-211		36	33		90	100		78		823	s10	
2.0 (79 kW) Eng. AEP		95-96		•	FWD, M/T+A/T	613-048				22	83	79							
		95-96		•	FWD, M/T+A/T	607-009		22	30	53	90	49					11	2	
		95-96	L		•	FWD, M/T+A/T	617-010B			33		100							
		95-96	R		•	FWD, M/T+A/T	617-010A			33		100							
		95-96	L			M/T, Ch 31N105279-	655-123		22	33		90	100		78		551	s10	
		95-96	R			M/T, Ch 31N105279-	655-124		22	33		90	100		78		783	s10	
2.0 (85 kW) Eng. 2E		90-96		•	FWD, M/T+A/T	613-048				22	83	79							
		90-96		•	FWD, M/T+A/T	607-009		22	30	53	90	49					11	2	
		90-96	L		•	FWD, M/T+A/T	617-010B			33		100							
		90-96	R		•	FWD, M/T+A/T	617-010A			33		100							
		90-96	L			M/T, Ch 31N105279-	655-123		22	33		90	100		78		551	s10	
		90-96	R			M/T, Ch 31N105279-	655-124		22	33		90	100		78		783	s10	
2.0 (85 kW) Eng. ADY/ AGG/ AKR		90-96		•	FWD, M/T+A/T	613-048				22	83	79							
		90-96		•	FWD, M/T+A/T	607-009		22	30	53	90	49					11	2	
		90-96	L		•	FWD, M/T+A/T	617-010B			33		100							
		90-96	R		•	FWD, M/T+A/T	617-010A			33		100							
		90-96	L			M/T, Ch 31N105279-	655-123		22	33		90	100		78		551	s10	
		90-96	R			M/T, Ch 31N105279-	655-124		22	33		90	100		78		783	s10	

















## VOLKSWAGEN

737

Passat III (3A2, 3A5, 35I), Variant '88-'97		L/R			NOTE	CIFAM ref.	ABS	A	B	C	D	E	F	H	I	L	M	Fig		
2.0 16v (100 kW) Eng. 9A		88-93		•	FWD, M/T+A/T	613-048				22	83	79								
		88-93		•	FWD, M/T+A/T	607-009		22	30	53	90	49					11	2		
		88-93	L		•	FWD, M/T+A/T	617-010B			33		100								
		88-93	R		•	FWD, M/T+A/T	617-010A			33		100								
		88-93	L				655-123		22	33		90	100		78		551	s10		
		88-93	R				655-124		22	33		90	100		78		783	s10		
2.0 GTi 16v (110 kW) Eng. ABF		-97		•	M/T, Ch 31N105279-	613-152				26	87	117								
		-97		•	M/T, Ch 31N105279-	607-189		36	30	52,8	90	40					11	2		
		-97	L		•	M/T, Ch 31N105279-	617-010B			33		100								
		-97	R		•	M/T, Ch 31N105279-	617-010A			33		100								
		94-97	L				655-358		36	33		90	100		78		553	s10		
		94-97	R				655-211		36	33		90	100		78		823	s10		
2.0 Syncro (85 kW) Eng. 2E		10/90-8/96		•	FWD, M/T	613-048				22	83	79								
		10/90-8/96		•	RWD, M/T	614-005				21	94	97								
		10/90-8/96		•	FWD, M/T	607-009		22	30	53	90	49					11	2		
		10/90-8/96			•	RWD, M/T	617-004			33		94								
		10/90-8/96	L		•	FWD, M/T	617-010B			33		100								
		10/90-8/96	R		•	FWD, M/T	617-010A			33		100								
2.0 Syncro (85 kW) Eng. ADY/ AGG/ AKR		10/90-8/96		•	FWD, M/T	613-048				22	83	79								
		10/90-8/96		•	RWD, M/T	614-005				21	94	97								
		10/90-8/96		•	FWD, M/T	607-009		22	30	53	90	49					11	2		
		10/90-8/96			•	RWD, M/T	617-004			33		94								
		10/90-8/96	L		•	FWD, M/T	617-010B			33		100								
		10/90-8/96	R		•	FWD, M/T	617-010A			33		100								
2.8 VR6 (128 kW) Eng. AAA		6/91-8/96		•	M/T, Ch 31N105279-	613-152				26	87	117								
		6/91-8/96		•	M/T, Ch 31N105279-	607-189		36	30	52,8	90	40					11	2		
		6/91-8/96	L		•	M/T, Ch 31N105279-	617-010B			33		100								
		6/91-8/96	R		•	M/T, Ch 31N105279-	617-010A			33		100								
2.9 VR6 Syncro SW (135-140 kW) Eng. ABV		94-97	L			655-358		36	33		90	100		78		553	s10			
		94-97	R				655-211		36	33		90	100		78		823	s10		



































Passat IV (3B2, 3B5), Variant '96-'00		L/R			NOTE	CIFAM ref.	ABS	A	B	C	D	E	F	H	I	L	M	Fig	
1.6 (74 kW) Eng. ADP		10/96-		●	+ABS	613-178				21	85	103							
		10/96-		●	+ABS	607-239	45	33	30	53	87,9	30					13	2	
		10/96-	L			+ABS	655-197	45	33	28		88	108		30		611	s14	
		10/96-	R			+ABS	655-198	45	33	28		88	108		30		636	s14	
1.6 (74 kW) Eng. AHL/ ANA/ ARM		10/96-		●	+ABS	613-178				21	85	103							
		10/96-		●	+ABS	607-239	45	33	30	53	87,9	30					13	2	
		10/96-	L			+ABS	655-197	45	33	28		88	108		30		611	s14	
		10/96-	R			+ABS	655-198	45	33	28		88	108		30		636	s14	
1.8 (85 kW) Eng. AFY		97-		●	+ABS	613-178				21	85	103							
		97-		●	+ABS	607-239	45	33	30	53	87,9	30					13	2	
1.8 20v (92 kW) Eng. ADR/ APT/ ARG		10/96-		●	+ABS, Exc. Tiptronic	613-178				21	85	103							
		10/96-		●		614-012				24	107,5	120							
		10/96-		●	+ABS, Exc. Tiptronic	607-239	45	33	30	53	87,9	30					13	2	
		10/96-		●		617-014			28		108								
		10/96-	L			+ABS, M/T	655-199	45	33	28		88	108		30		609	s14	
		10/96-	R			+ABS, M/T	655-200	45	33	28		88	108		30		635	s14	
1.8 20v Syncro (92 kW) Eng. ADR/ APT/ ARG		96-		●	+ABS	613-258				21	85	103							
		96-		●	+ABS	607-375	45	33	30	53	87,9	30					13	2	
1.8 T. (110 kW) Eng. AEB/ ANB/ APU		10/96-		●	+ABS, Exc. Tiptronic	613-178				21	85	103							
		10/96-		●		614-012				24	107,5	120							
		10/96-		●	+ABS, Exc. Tiptronic	607-239	45	33	30	53	87,9	30					13	2	
		10/96-		●		617-014			28		108								
		10/96-	L			+ABS, M/T	655-199	45	33	28		88	108		30		609	s14	
		10/96-	R			+ABS, M/T	655-200	45	33	28		88	108		30		635	s14	
1.9 TDi (66 kW) Eng. AHH/ AHU		10/96-		●	+ABS	613-178				21	85	103							
		10/96-		●	+ABS	607-239	45	33	30	53	87,9	30					13	2	
		10/96-	L			+ABS, M/T	655-201	45	33			88	130		30		593	s15	
		10/96-	R			+ABS, M/T	655-202	45	33			88	130		30		615	s15	
1.9 TDi (74 kW) Eng. AVB		-11/00		●	+ABS	613-300				24	90	90							
		-11/00		●	+ABS	607-441	45	38	27	59,5	99,5	34					13	2	




































Passat IV (3B2, 3B5), Variant '96-'00			L/R			NOTE	CIFAM ref.	ABS	A	B	C	D	E	F	H	I	L	M	Fig		
1.9 TDi (81 kW) Eng. AFN/ AVG		10/96-00		●		+ABS, FWD	<b>613-196</b>				24	90	90								
		10/96-00		●		+ABS, FWD	<b>607-267</b>	45	38	27	59,5	98	34						13	2	
		10/96-00	L				+ABS, M/T	<b>655-603</b>	45	38			98	130		34			601	s15	
		10/96-00	R				+ABS, M/T	<b>655-604</b>	45	38			98	130		34			621	s15	
1.9 TDi Syncro (81 kW) Eng. AFN/ AVG		96-00		●		+ABS, FWD	<b>613-258</b>				21	85	103								
		96-00		●		+ABS, FWD	<b>607-375</b>	45	33	30	53	87,9	30						13	2	
1.9 TDi, 4motion (85 kW) Eng. AJM/ ATJ		8/98-11/00		●		+ABS, Exc. 4Motion	<b>613-263</b>				24	90	90								
		8/98-11/00		●		+ABS, FWD, 4Motion	<b>613-300</b>				24	90	90								
		8/98-11/00		●			+ABS, Exc. 4Motion	<b>607-381</b>	45	33	27	53	98	30						13	2
		8/98-11/00		●			+ABS, FWD, 4Motion	<b>607-441</b>	45	38	27	59,5	99,5	34						13	2
		8/98-00	L				+ABS, FWD, M/T	<b>655-609</b>	45	33			98			30			598	s15	
		8/98-00	R				+ABS, FWD, M/T	<b>655-610</b>	45	33			98			30			620	s15	
2.3 VR5 (110 kW) Eng. AGZ		10/96-		●		+ABS	<b>613-178</b>				21	85	103								
		10/96-11/00		●		+ABS, A/T	<b>613-259</b>				21	85	103								
		10/96-		●			+ABS	<b>607-239</b>	45	33	30	53	87,9	30						13	2
		10/96-11/00		●			+ABS, A/T	<b>607-377</b>	45	38	30	59,6	87,9	34						13	2
		10/96-	L				+ABS, M/T	<b>655-199</b>	45	33	28		88	108		30			609	s14	
		10/96-	R				+ABS, M/T	<b>655-200</b>	45	33	28		88	108		30			635	s14	
2.5 TDi, Syncro (110 kW) Eng. AFB		98-00		●		+ABS, FWD	<b>613-196</b>				24	90	90								
		98-00		●		+ABS, FWD	<b>607-267</b>	45	38	27	59,5	98	34						13	2	
		98-00	L				+ABS, M/T	<b>655-603</b>	45	38			98	130		34			601	s15	
		98-00	R				+ABS, M/T	<b>655-604</b>	45	38			98	130		34			621	s15	
2.5 TDi, Syncro (110 kW) Eng. AKN		98-00		●		+ABS, FWD	<b>613-196</b>				24	90	90								
		98-00		●		+ABS, FWD	<b>607-267</b>	45	38	27	59,5	98	34						13	2	
		98-00	L				+ABS, M/T	<b>655-603</b>	45	38			98	130		34			601	s15	
		98-00	R				+ABS, M/T	<b>655-604</b>	45	38			98	130		34			621	s15	
2.8 V6, 4motion (142 kW) Eng. ACK/ ALG/ APR/ AQD		96-00		●		+ABS, FWD	<b>613-196</b>				24	90	90								
		96-00		●			+ABS, M/T, 5Sp, Tiptronic	<b>613-259</b>				21	85	103							
		96-00		●			+ABS, FWD	<b>607-267</b>	45	38	27	59,5	98	34						13	2
		96-00		●			+ABS, M/T, 5Sp, Tiptronic	<b>607-377</b>	45	38	30	59,6	87,9	34						13	2
		96-00	L				+ABS, M/T	<b>655-603</b>	45	38			98	130		34			601	s15	
		96-00	R				+ABS, M/T	<b>655-604</b>	45	38			98	130		34			621	s15	

































Passat V (3B3, 3B6), Variant '00-'05			L/R			NOTE	CIFAM ref.	ABS	A	B	C	D	E	F	H	I	L	M	Fig	
1.6 (75 kW) Eng. ALZ		00-		•		+ABS	613-258				21	85	103							
		00-		•		+ABS	607-375	45	33	30	53	87,9	30					13	2	
1.8 T. (Exc. SW), 4motion (125 kW) Eng. AWM		01-05		•		+ABS, Ch -3B3E312500	613-196				24	90	90							
		01-05		•		+ABS, Ch -3B3E312500	607-267	45	38	27	59,5	98	34					13	2	
1.8 T. 20v (110 kW) Eng. AWL/ AWT		00-		•		+ABS, M/T	613-258				21	85	103							
		2/03-05		•		+ABS, A/T	613-424				24	90	90							
		00-		•		+ABS, M/T	607-375	45	33	30	53	87,9	30					13	2	
		2/03-05		•		+ABS, A/T	607-641	45	38	27	59,5	99,5	34					13	2	
1.9 TDi (74 kW) Eng. AVB		00-		•		+ABS	613-263				24	90	90							
		00-		•		+ABS	607-381	45	33	27	53	98	30					13	2	
		00-	L			+ABS, M/T, Ch -3B2055000	655-609	45	33			98			30		598	s15		
		00-	R			+ABS, M/T, Ch -3B2055000	655-610	45	33			98			30		620	s15		
1.9 TDi (96 kW) Eng. AVF/ AWX		00-05		•		+ABS, A/T, Ch -3B3E312500, Cod. ID PR 1BB, Eng. AVF	613-196				24	90	90							
		00-05		•		+ABS, M/T, Cod. ID PR 1BB	613-263				24	90	90							
		00-05		•		+ABS, M/T, Ch -3B3E312500, Cod. ID PR 1BA,1BE,1BF,1BH	613-300				24	90	90							
		00-05		•		+ABS, Ch 3B3E312501-	613-424				24	90	90							
		00-05		•		+ABS, A/T, Ch -3B3E312500, Cod. ID PR 1BB, Eng. AVF	607-267	45	38	27	59,5	98	34					13	2	
		00-05		•		+ABS, M/T, Cod. ID PR 1BB	607-381	45	33	27	53	98	30					13	2	
		00-05		•		+ABS, M/T, Ch -3B3E312500, Cod. ID PR 1BA,1BE,1BF,1BH	607-441	45	38	27	59,5	99,5	34					13	2	
		00-05		•		+ABS, Ch 3B3E312501-	607-641	45	38	27	59,5	99,5	34					13	2	
1.9 TDi 4motion (96 kW) Eng. AVF/ AWX		00-05		•		+ABS, M/T, 6Sp, Ch -3B3E312500, Eng. AVF, Cod. ID PR 1BE/1BF/1BH	613-258				21	85	103							
		00-05		•		+ABS, FWD, A/T, Ch -3B3E312500, Cod. ID PR 1BB, Eng. AVF	613-196				24	90	90							
		00-05		•		+ABS, FWD, M/T, Cod. ID PR 1BA,1BE, 1BF,1BH	613-300				24	90	90							
		00-05		•		+ABS, FWD, M/T, Cod. ID PR 1BB	613-263				24	90	90							
		00-05		•		+ABS, Ch 3B3E312501-	613-424				24	90	90							
		00-05		•		+ABS, M/T, 6Sp, Ch -3B3E312500, Eng. AVF, Cod. ID PR 1BE/1BF/1BH	607-375	45	33	30	53	87,9	30					13	2	
		00-05		•		+ABS, FWD, A/T, Ch -3B3E312500, Cod. ID PR 1BB, Eng. AVF	607-267	45	38	27	59,5	98	34					13	2	
		00-05		•		+ABS, FWD, M/T, Cod. ID PR 1BA,1BE, 1BF,1BH	607-441	45	38	27	59,5	99,5	34					13	2	
		00-05		•		+ABS, FWD, M/T, Cod. ID PR 1BB	607-381	45	33	27	53	98	30					13	2	
		00-05		•		+ABS, Ch 3B3E312501-	607-641	45	38	27	59,5	99,5	34					13	2	





































































<b>Passat V (3B3, 3B6), Variant '00-'05</b>			L/R			NOTE	CIFAM ref.	ABS	A	B	C	D	E	F	H	I	L	M	Fig	
2.8 30v 4motion (142 kW) Eng. AMX/ ATQ		00-05		•		+ABS, FWD, A/T, Tiptronic	<b>613-259</b>				21	85	103							
		00-05		•		+ABS, FWD, M/T, Ch -3B3E312500	<b>613-196</b>				24	90	90							
		00-05		•		+ABS, FWD, A/T, Tiptronic	<b>607-377</b>	45	38	30	59,6	87,9	34					13	2	
		00-05		•		+ABS, FWD, M/T, Ch -3B3E312500	<b>607-267</b>	45	38	27	59,5	98	34						13	2
4.0 W8 4motion (202 kW) Eng. BDN/ BDP		01-05		•		+ABS, FWD, M/T+A/T	<b>613-196</b>				24	90	90							
		01-05		•		+ABS, FWD, M/T+A/T	<b>607-267</b>	45	38	27	59,5	98	34						13	2
<b>Passat VI (3C2, 3C5), Variant '05-'10</b>			L/R			NOTE	CIFAM ref.	ABS	A	B	C	D	E	F	H	I	L	M	Fig	
1.4 16v TSi (110 kW) Eng. CDGA		09-		•			<b>613-319</b>				26	87	117							
		09-		•			<b>607-467</b>		36	30	59,5	90	40						13	2
		09-10			•	M/T, Exc. Doppia Frizione/Double Clutch	<b>617-010C</b>			33		100								
1.4 TSi (90 kW) Eng. CAXA		07-10			•	M/T, Exc. Doppia Frizione/Double Clutch	<b>617-010C</b>			33		100								
1.6 (75 kW) Eng. BSE/ BSF		05-		•		M/T, 5Sp	<b>613-319</b>				26	87	117							
		05-		•		M/T, 5Sp	<b>607-467</b>		36	30	59,5	90	40						13	2
		05-10			•	M/T, Exc. Doppia Frizione/Double Clutch	<b>617-010C</b>			33		100								
1.6 FSI (85 kW) Eng. BAG/ BLF		05-		•			<b>613-319</b>				26	87	117							
		05-		•			<b>607-467</b>		36	30	59,5	90	40						13	2
		05-10			•	M/T, Exc. Doppia Frizione/Double Clutch	<b>617-010C</b>			33		100								
1.6 TDi (77 kW) Eng. CAYC		09-		•			<b>613-320</b>				25	90	107							
		09-		•			<b>607-463</b>		36	27	59,5	97,95	40,5						13	2
1.8 16v TSi (118 kW) Eng. BZB		07-		•			<b>613-320</b>				25	90	107							
		07-		•			<b>607-463</b>		36	27	59,5	97,95	40,5						13	2
1.9 TDi (77 kW) Eng. BKC/ BLS/ BXE		05-		•			<b>613-319</b>				26	87	117							
		05-		•			<b>607-467</b>		36	30	59,5	90	40						13	2
		05-10			•	M/T, Exc. Doppia Frizione/Double Clutch	<b>617-010C</b>			33		100								
2.0 FSI, 4motion (110 kW) Eng. BLR/ BLY/ BVY/ BVX/ BVZ		05-		•			<b>613-319</b>				26	87	117							
		05-		•			<b>607-467</b>		36	30	59,5	90	40						13	2
		05-10			•	RWD, M/T, 4motion, Exc. Doppia Frizione/Double Clutch	<b>617-010C</b>			33		100								
2.0 TDi (105 kW) Eng. CBAC		09-		•			<b>613-320</b>				25	90	107							
		09-		•			<b>607-463</b>		36	27	59,5	97,95	40,5						13	2
2.0 TDi (120 kW) Eng. BUZ		05-		•			<b>613-436</b>				27,3	96,5	109							
		05-		•			<b>607-658</b>		36	27	59,5	100,1	40						13	1


































<b>Passat VI (3C2, 3C5), Variant '05-'10</b>			L/R			NOTE	CIFAM ref.	ABS	A	B	C	D	E	F	H	I	L	M	Fig	
2.0 TDi (125 kW) Eng. BMN		08-10				• M/T, Exc. Doppia Frizione/Double Clutch	<b>617-010C</b>			33		100								
2.0 TDi (81 kW) Eng. CBDC		09-			•		<b>613-320</b>				25	90	107							
		09-			•		<b>607-463</b>	36	27	59,5	97,95	40,5						13	2	
		09-10				• M/T, Exc. Doppia Frizione/Double Clutch	<b>617-010C</b>			33		100								
2.0 TDi Variant (100 kW) Eng. BMA/ CBA		10-			•		<b>613-320</b>				25	90	107							
		05-			•		<b>607-463</b>	36	27	59,5	97,95	40,5						13	2	
2.0 TDi Variant (90 kW) Eng. BVD/ BVE		05-			•		<b>613-436</b>				27,3	96,5	109							
		05-			•		<b>607-658</b>	36	27	59,5	100,1	40						13	1	
2.0 TDi, 4motion (103 kW) Eng. BKP/ BMP/ CBAB		05-			•	FWD	<b>613-320</b>				25	90	107							
		05-			•	FWD	<b>607-463</b>	36	27	59,5	97,95	40,5						13	2	
		05-10				• RWD, M/T, 4motion, Exc. Doppia Frizione/Double Clutch	<b>617-010C</b>			33		100								
		05-	L			FWD	<b>655-761</b>	36				100	108						488	
		05-	R			FWD	<b>655-762</b>	36				100	108						795	
2.0 TDi, 4motion (125 kW) Eng. BMR/ CBBB		05-			•	6Sp	<b>613-436</b>				27,3	96,5	109							
		05-			•	6Sp	<b>607-658</b>	36	27	59,5	100,1	40						13	1	
		05-10				• RWD, M/T, 4motion, Exc. Doppia Frizione/Double Clutch	<b>617-010C</b>			33		100								
2.0 TFSI (147 kW) Eng. AXX/ BPY/ BWA/ CAWB/ CBFA/ CCTA		05-			•		<b>613-320</b>				25	90	107							
		05-			•		<b>607-463</b>	36	27	59,5	97,95	40,5						13	2	
3.2 FSI, 4motion (184 kW) Eng. AXZ		05-			•	FWD	<b>613-320</b>				25	90	107							
		05-			•	FWD	<b>607-463</b>	36	27	59,5	97,95	40,5						13	2	
		05-10				• RWD, M/T, 4motion, Exc. Doppia Frizione/Double Clutch	<b>617-010C</b>			33		100								
3.6 FSi, 4motion (206 kW) Eng. BLV		05-5/09			•	6Sp	<b>613-436</b>				27,3	96,5	109							
		05-5/09			•	6Sp	<b>607-658</b>	36	27	59,5	100,1	40						13	1	
		05-10				• RWD, M/T, 4motion, Exc. Doppia Frizione/Double Clutch	<b>617-010C</b>			33		100								
3.6 V6 FSI (220 kW) Eng. BWS/ BLV		08-10				• M/T, Exc. Doppia Frizione/Double Clutch	<b>617-010C</b>			33		100								
<b>Passat VII Coupe CC (357) '08-</b>			L/R			NOTE	CIFAM ref.	ABS	A	B	C	D	E	F	H	I	L	M	Fig	
1.8 TSi (112 kW) Eng. CDAB/ CGYA		08-			•		<b>613-320</b>				25	90	107							
		08-			•		<b>607-463</b>	36	27	59,5	97,95	40,5						13	2	
1.8 TSi (118 kW) Eng. BZB/ CDAA		08-			•		<b>613-320</b>				25	90	107							
		08-			•		<b>607-463</b>	36	27	59,5	97,95	40,5						13	2	

<b>Passat VII Coupe CC (357) '08-</b>			L/R			NOTE	CIFAM ref.	ABS	A	B	C	D	E	F	H	I	L	M	Fig	
2.0 BlueTDi (105 kW) Eng. CBAC		09-		•			<b>613-320</b>				25	90	107							
		09-		•			<b>607-463</b>		36	27	59,5	97,95	40,5						13	2
2.0 TDi (100 kW) Eng. CBAA/ CFFA		08-		•			<b>613-320</b>				25	90	107							
		08-		•			<b>607-463</b>		36	27	59,5	97,95	40,5						13	2
2.0 TDi , 4motion (103 kW) Eng. CBAB/ CFFB		08-		•			<b>613-320</b>				25	90	107							
		08-		•			<b>607-463</b>		36	27	59,5	97,95	40,5						13	2
		08-			•	RWD, M/T, 4motion, Exc. Doppia Frizione/Double Clutch	<b>617-010C</b>			33		100								
2.0 TDi, 4motion (125 kW) Eng. CBBB/CFGB/CLLA		08-5/09		•		6Sp	<b>613-436</b>				27,3	96,5	109							
		08-5/09		•		6Sp	<b>607-658</b>		36	27	59,5	100,1	40						13	1
2.0 TSi (147 kW) Eng. CAWB/ CCTA		08-		•			<b>613-320</b>				25	90	107							
		08-		•			<b>607-463</b>		36	27	59,5	97,95	40,5						13	2
2.0 TSi (155 kW) Eng. CCZB		10-		•		6Sp, Doppia Frizione/ Double Clutch	<b>613-320</b>				25	90	107							
		10-		•		6Sp, Doppia frizione/ Double Clutch	<b>607-463</b>		36	27	59,5	97,95	40,5						13	2
3.6 Fsi V6, 4motion (220 kW) Eng. BWS/ BLV		08-		•			<b>613-320</b>				25	90	107							
		08-		•			<b>607-463</b>		36	27	59,5	97,95	40,5						13	2
		08-			•	RWD, M/T, 4motion, Exc. Doppia Frizione/Double Clutch	<b>617-010C</b>			33		100								
<b>Passat VII, Variant (362, 365) '10-</b>			L/R			NOTE	CIFAM ref.	ABS	A	B	C	D	E	F	H	I	L	M	Fig	
1.4 TSi (110 kW) Eng. CDGA		11-		•			<b>613-319</b>				26	87	117							
		11-		•			<b>607-467</b>		36	30	59,5	90	40						13	2
1.4 TSi (90 kW) Eng. CAXA		11-		•		Doppia Frizione/Double Clutch	<b>613-480</b>				25,5	94	116							
		11-		•		Doppia Frizione/Double Clutch	<b>607-708</b>		36	33	59,5	93,7	39,8						13	2
1.4 TSi MultiFuel (118 kW) Eng. CKMA		10-		•		Doppia Frizione/ Double Clutch	<b>613-320</b>				25	90	107							
		10-		•		M/T	<b>613-319</b>				26	87	117							
		10-		•		Doppia Frizione/ Double Clutch	<b>607-463</b>		36	27	59,5	97,95	40,5						13	2
		10-		•		M/T	<b>607-467</b>		36	30	59,5	90	40						13	2
1.6 TDi (77 kW) Eng. CAYC		11-		•		Doppia Frizione/Double Clutch	<b>613-480</b>				25,5	94	116							
		11-		•		Doppia Frizione/Double Clutch	<b>607-708</b>		36	33	59,5	93,7	39,8						13	2
1.8 TSi (112 kW) Eng. CDAB		11-		•			<b>613-320</b>				25	90	107							
		11-		•			<b>607-463</b>		36	27	59,5	97,95	40,5						13	2































<b>Polo I (86) '75-'81</b>			L/R			NOTE	CIFAM ref.	ABS	A	B	C	D	E	F	H	I	L	M	Fig
1.3 (44 kW) Eng. HH		76-81		•		Ch 86623000001-86E050306	<b>613-036</b>				18	68	94						
		76-81			•	Ch 86623000001-86E050306	<b>614-004</b>				21	89	97						
		76-81		•		Ch 86623000001-86E050306	<b>607-035</b>		20	25	45,5	77	48					11	2
		76-81			•	Ch 86623000001-86E050306	<b>617-003</b>			33		92							
<b>Polo II (86C, 80), Classic, Coupe '81-'94</b>			L/R			NOTE	CIFAM ref.	ABS	A	B	C	D	E	F	H	I	L	M	Fig
1.0 (29 kW) Eng. GL		81-86		•		M/T	<b>613-035</b>				20	68	80						
		81-86			•	M/T	<b>614-004</b>				21	89	97						
		81-86		•		M/T	<b>607-034</b>		20	30	45,5	81	46					11	2
		81-86			•	M/T	<b>617-003</b>			33		92							
1.0, Kat (33-37 kW) Eng. AAK/ AAU/ ACM/ HZ		86-94		•		M/T	<b>613-035</b>				20	68	80						
		86-94			•	M/T	<b>614-004</b>				21	89	97						
		86-94		•		M/T	<b>607-034</b>		20	30	45,5	81	46					11	2
		86-94			•	M/T	<b>617-003</b>			33		92							
1.1 (Exc. Classic) (37 kW) Eng. HB		81-89		•		M/T	<b>613-035</b>				20	68	80						
		81-89			•	M/T	<b>614-004</b>				21	89	97						
		81-89		•		M/T	<b>607-034</b>		20	30	45,5	81	46					11	2
		81-89			•	M/T	<b>617-003</b>			33		92							
1.3 (Exc. Coupe) (43 kW) Eng. HJ		81-82		•		Ch 80H000001-80R150000	<b>613-035</b>				20	68	80						
		81-82			•	Ch 80H000001-80R150000	<b>614-004</b>				21	89	97						
		81-82		•		Ch 80H000001-80R150000	<b>607-034</b>		20	30	45,5	81	46					11	2
		81-82			•	Ch 80H000001-80R150000	<b>617-003</b>			33		92							
1.3 D (33 kW) Eng. MN		86-90		•		Ch 80H000001-80R150000	<b>613-035</b>				20	68	80						
		86-90			•	Ch 80H000001-80R150000	<b>614-004</b>				21	89	97						
		86-90		•		Ch 80H000001-80R150000	<b>607-034</b>		20	30	45,5	81	46					11	2
		86-90			•	Ch 80H000001-80R150000	<b>617-003</b>			33		92							
1.3 G40 (Exc. Classic) (83 kW) Eng. PY		87-94		•		Ch 80H000001-80R150000	<b>613-035</b>				20	68	80						
		87-94			•	Ch 80H000001-80R150000	<b>614-004</b>				21	89	97						
		87-94		•		Ch 80H000001-80R150000	<b>607-034</b>		20	30	45,5	81	46					11	2
		87-94			•	Ch 80H000001-80R150000	<b>617-003</b>			33		92							































<b>Polo II (86C, 80), Classic, Coupe '81-'94</b>			L/R			NOTE	CIFAM ref.	ABS	A	B	C	D	E	F	H	I	L	M	Fig	
1.4 D (35 kW) Eng. 1W		90-94		•		Ch 80H000001-80R150000	<b>613-035</b>				20	68	80							
		90-94			•	Ch 80H000001-80R150000	<b>614-004</b>				21	89	97							
		90-94		•		Ch 80H000001-80R150000	<b>607-034</b>		20	30	45,5	81	46					11	2	
		90-94			•	Ch 80H000001-80R150000	<b>617-003</b>			33		92								
<b>Polo III (6N1) '94-'99</b>			L/R			NOTE	CIFAM ref.	ABS	A	B	C	D	E	F	H	I	L	M	Fig	
1.0 (33 kW) Eng. AEV		94-96		•		M/T	<b>613-153</b>				20	68	80							
		94-96			•	M/T	<b>614-021</b>				21	89	97							
		94-96		•		M/T	<b>607-190</b>		22	30	53	81	48					11	2	
		94-96			•	M/T	<b>617-023</b>			33		92								
		94-96	L					<b>655-127</b>		22	33		81	92		78		515	s10	
		94-96	R					<b>655-128</b>		22	33		81	92		78		736	s10	
1.0 (37 kW) Eng. AER/ ALL		96-99		•		M/T	<b>613-153</b>				20	68	80							
		96-99			•	M/T	<b>614-021</b>				21	89	97							
		96-99		•		M/T	<b>607-190</b>		22	30	53	81	48					11	2	
		96-99			•	M/T	<b>617-023</b>			33		92								
		96-99	L					<b>655-127</b>		22	33		81	92		78		515	s10	
		96-99	R					<b>655-128</b>		22	33		81	92		78		736	s10	
1.3 (40 kW) Eng. ADX		94-95		•		M/T	<b>613-153</b>				20	68	80							
		94-95			•	M/T	<b>614-021</b>				21	89	97							
		94-95		•		M/T	<b>607-190</b>		22	30	53	81	48					11	2	
		94-95			•	M/T	<b>617-023</b>			33		92								
		94-95	L					<b>655-127</b>		22	33		81	92		78		515	s10	
		94-95	R					<b>655-128</b>		22	33		81	92		78		736	s10	
1.4 (40-44 kW) Eng. AEX/ AKV/ ANX/ APQ		7/95-99		•		M/T+A/T	<b>613-153</b>				20	68	80							
		7/95-99			•	M/T+A/T	<b>614-021</b>				21	89	97							
		7/95-99		•		M/T+A/T	<b>607-190</b>		22	30	53	81	48					11	2	
		7/95-99			•	M/T+A/T	<b>617-023</b>			33		92								
		95-99	L					<b>655-127</b>		22	33		81	92		78		515	s10	
		95-99	R					<b>655-128</b>		22	33		81	92		78		736	s10	

Polo III (6N1) '94-'99		L/R			NOTE	CIFAM ref.	ABS	A	B	C	D	E	F	H	I	L	M	Fig	
1.4 16v (74 kW) Eng. AFH		96-99		•	M/T+A/T	613-153				20	68	80							
		96-99			•	M/T+A/T	614-021			21	89	97							
		96-99		•	M/T+A/T	607-190		22	30	53	81	48					11	2	
		96-99			•	M/T+A/T	617-023			33		92							
1.6 (55 kW) Eng. AEA/ AEE/ AHS		10/94-99		•	M/T	613-153				20	68	80							
		10/94-99			•	M/T	614-021			21	89	97							
		10/94-99		•	M/T	607-190		22	30	53	81	48					11	2	
		10/94-99			•	M/T	617-023			33		92							
		8/94-	L				655-127	22	33		81	92		78		515	s10		
		8/94-	R				655-128	22	33		81	92		78		736	s10		
1.6 16v GTI (88 kW) Eng. AJV		98-		•		613-322				25	78	130							
		98-		•		607-466	22	30	53,3	87,9	49						11	2	
1.7 SDi (42 kW) Eng. AHG		97-99		•		613-153				20	68	80							
		97-99		•		607-190	22	30	53	81	48						11	2	
		97-99	L		-ABS	655-127	22	33		81	92		78		515	s10			
		97-99	R		-ABS	655-128	22	33		81	92		78		736	s10			
1.7 SDi (44 kW) Eng. AKU		97-99		•		613-153				20	68	80							
		97-99		•		607-190	22	30	53	81	48						11	2	
		97-99	L		-ABS	655-127	22	33		81	92		78		515	s10			
		97-99	R		-ABS	655-128	22	33		81	92		78		736	s10			
1.9 D (47 kW) Eng. AEF		10/94-99		•	M/T	613-153				20	68	80							
		10/94-99			•	M/T	614-021			21	89	97							
		10/94-99		•	M/T	607-190	22	30	53	81	48						11	2	
		10/94-99			•	M/T	617-023			33		92							
		8/94-99	L				655-127	22	33		81	92		78		515	s10		
		8/94-99	R				655-128	22	33		81	92		78		736	s10		
1.9 SDi (47 kW) Eng. AGD		96-99		•	M/T	613-153				20	68	80							
		96-99			•	M/T	614-021			21	89	97							
		96-99		•	M/T	607-190	22	30	53	81	48						11	2	
		96-99			•	M/T	617-023			33		92							
		96-99	L				655-127	22	33		81	92		78		515	s10		
		96-99	R				655-128	22	33		81	92		78		736	s10		




































# VOLKSWAGEN




























Polo III-IV (6KV2) Classic '95-'01		L/R			NOTE	CIFAM ref.	ABS	A	B	C	D	E	F	H	I	L	M	Fig	
1.4 (40-44 kW) Eng. AEX/ AKV/ ANX/ APQ		95-01		•	M/T	613-005				20	68	80							
		95-01			•	M/T	614-004			21	89	97							
		95-01		•	M/T	607-021		22	30	53	81	48					11	2	
		95-01			•	M/T	617-003			33		92							
1.4 (44 kW) Eng. AKK/ AUD		95-01		•	M/T	613-005				20	68	80							
		95-01			•	M/T	614-004			21	89	97							
		95-01		•	M/T	607-021		22	30	53	81	48					11	2	
		95-01			•	M/T	617-003			33		92							
1.4 (44 kW) Eng. ANW		95-01		•	M/T	613-005				20	68	80							
		95-01			•	M/T	614-004			21	89	97							
		95-01		•	M/T	607-021		22	30	53	81	48					11	2	
		95-01			•	M/T	617-003			33		92							
1.4 16v (55 kW) Eng. AHW/ AKQ/ APE/ AUA		99-01		•	M/T	613-005				20	68	80							
		99-01		•	M/T	607-021		22	30	53	81	48					11	2	
1.6 (53-55 kW) Eng. 1F		95-01		•	M/T	613-048				22	83	79							
		95-01		•	M/T	607-009		22	30	53	90	49					11	2	
		95-01	L		•	M/T	617-010B			33		100							
		95-01	R		•	M/T	617-010A			33		100							
1.6 (55 kW) Eng. AEE/ ALM		95-01		•	M/T	613-048				22	83	79							
		95-01		•	M/T	607-009		22	30	53	90	49					11	2	
		95-01	L		•	M/T	617-010B			33		100							
		95-01	R		•	M/T	617-010A			33		100							
1.6 (74 kW) Eng. AEH/ AKL/ APF/ AUR		95-01		•	M/T	613-005				20	68	80							
		95-01		•	M/T, France	613-048				22	83	79							
		95-01			•	M/T	614-005			21	94	97							
		95-01		•	M/T	607-021		22	30	53	81	48						11	2
		95-01		•	M/T, France	607-009		22	30	53	90	49						11	2
		95-01			•	M/T	617-004			33		94							
		95-01	L		•	M/T, France	617-010B			33		100							
		95-01	R		•	M/T, France	617-010A			33		100							
		4/96-99	L			M/T	655-002		22	33		81	94		78		540	s10	
		4/96-99	R			M/T	655-003		22	33		81	94		78		774	s10	

<b>Polo III-IV (6KV2) Classic '95-'01</b>			L/R			NOTE	CIFAM ref.	ABS	A	B	C	D	E	F	H	I	L	M	Fig	
1.6 (74 kW) Eng. AFT		95-99		•		M/T	<b>613-005</b>				20	68	80							
		95-99		•		M/T, France	<b>613-048</b>				22	83	79							
		95-99			•	M/T	<b>614-005</b>				21	94	97							
		95-99		•		M/T	<b>607-021</b>		22	30	53	81	48					11	2	
		95-99		•		M/T, France	<b>607-009</b>		22	30	53	90	49						11	2
		95-99			•	M/T	<b>617-004</b>			33		94								
		95-99	L		•	M/T, France	<b>617-010B</b>			33		100								
		95-99	R		•	M/T, France	<b>617-010A</b>			33		100								
4/96-99		L				M/T	<b>655-002</b>		22	33		81	94		78		540	s10		
		R				M/T	<b>655-003</b>		22	33		81	94		78		774	s10		
1.7 SDi (42 kW) Eng. AKW		97-01		•		M/T	<b>613-005</b>				20	68	80							
		97-01		•		M/T	<b>607-021</b>		22	30	53	81	48					11	2	
1.8 (66 kW) Eng. ADD/ ADZ		97-		•			<b>613-048</b>				22	83	79							
		97-		•			<b>607-009</b>		22	30	53	90	49					11	2	
1.9 D (47-50 kW) Eng. 1Y/ AEY		95-01		•		M/T	<b>613-005</b>				20	68	80							
		95-01			•	M/T	<b>614-005</b>				21	94	97							
		95-01		•		M/T	<b>607-021</b>		22	30	53	81	48					11	2	
		95-01			•	M/T	<b>617-004</b>			33		94								
1.9 SDi (50 kW) Eng. AGP/ AQM		99-01		•		M/T	<b>613-005</b>				20	68	80							
		99-01			•	M/T	<b>614-005</b>				21	94	97							
		99-01		•		M/T	<b>607-021</b>		22	30	53	81	48					11	2	
		99-01			•	M/T	<b>617-004</b>			33		94								
1.9 TDi (66 kW) Eng. AGR/ AHU/ ALH/ ALE		96-01		•		M/T	<b>613-048</b>				22	83	79							
		96-01		•		M/T	<b>607-009</b>		22	30	53	90	49					11	2	
		96-01	L		•	M/T	<b>617-010B</b>			33		100								
		96-01	R		•	M/T	<b>617-010A</b>			33		100								
1.9 TDi (81 kW) Eng. AFN/ ASV		98-01		•		M/T	<b>613-048</b>				22	83	79							
		98-01		•		M/T	<b>607-009</b>		22	30	53	90	49					11	2	
<b>Polo IV (6KV5) Variant '97-'01</b>			L/R			NOTE	CIFAM ref.	ABS	A	B	C	D	E	F	H	I	L	M	Fig	
1.4 (40 kW) Eng. AKP		99-		•			<b>613-153</b>				20	68	80							
		99-		•			<b>607-190</b>		22	30	53	81	48					11	2	


































Polo IV (6KV5) Variant '97-'01			L/R			NOTE	CIFAM ref.	ABS	A	B	C	D	E	F	H	I	L	M	Fig
1.9 SDi (47 kW) Eng. AEY		99-01		•		M/T	613-005				20	68	80						
		99-01			•	M/T	614-005				21	94	97						
		99-01		•		M/T	607-021		22	30	53	81	48					11	2
		99-01			•	M/T	617-004			33		94							
1.9 SDi (47 kW) Eng. AGD/ ASX		99-01		•		M/T	613-005				20	68	80						
		99-01			•	M/T	614-005				21	94	97						
		99-01		•		M/T	607-021		22	30	53	81	48					11	2
		99-01			•	M/T	617-004			33		94							
1.9 SDi (50 kW) Eng. AGP/ AQM		99-01		•		M/T	613-005				20	68	80						
		99-01			•	M/T	614-005				21	94	97						
		99-01		•		M/T	607-021		22	30	53	81	48					11	2
		99-01			•	M/T	617-004			33		94							
1.9 TDi (66 kW) Eng. AGR/ AHU/ ALH/ ALE		97-01		•		M/T	613-048				22	83	79						
		97-01		•		M/T	607-009		22	30	53	90	49					11	2
		97-01	L		•	M/T	617-010B			33		100							
		97-01	R		•	M/T	617-010A			33		100							
1.9 TDi (81 kW) Eng. AFN/ ASV		98-01		•		M/T	613-048				22	83	79						
		98-01		•		M/T	607-009		22	30	53	90	49					11	2
Polo IV (6N2) '99-'01			L/R			NOTE	CIFAM ref.	ABS	A	B	C	D	E	F	H	I	L	M	Fig
1.0 (37 kW) Eng. ALD/ ALL/ ANV/ AUC		99-01		•			613-153				20	68	80						
		99-01		•			607-190		22	30	53	81	48					11	2
		99-01	L				655-171		22	33		81	94		78		525	s10	
		99-01	R				655-172		22	33		81	94		78		750	s10	
1.4 (40 kW) Eng. AKP		10/99-9/01		•			613-153				20	68	80						
		10/99-9/01		•			607-190		22	30	53	81	48					11	2
		99-01	L			M/T	655-171		22	33		81	94		78		525	s10	
		99-01	L			A/T	655-127		22	33		81	92		78		515	s10	
		99-01	R			M/T+A/T	655-172		22	33		81	94		78		750	s10	

































<b>Polo IV (6N2) '99-'01</b>			L/R			NOTE	CIFAM ref.	ABS	A	B	C	D	E	F	H	I	L	M	Fig		
1.7 SDi (44 kW) Eng. AKU/ AKW		10/99-9/01		•			<b>613-153</b>				20	68	80								
		10/99-9/01		•			<b>607-190</b>		22	30	53	81	48						11	2	
		99-01	L					<b>655-171</b>		22	33		81	94		78			525	s10	
		99-01	R					<b>655-172</b>		22	33		81	94		78			750	s10	
1.9 D (47 kW) Eng. AEF		10/99-9/01		•			<b>613-153</b>				20	68	80								
		10/99-9/01		•			<b>607-190</b>		22	30	53	81	48						11	2	
		99-01	L					<b>655-171</b>		22	33		81	94		78			525	s10	
		99-01	R					<b>655-172</b>		22	33		81	94		78			750	s10	
1.9 SDi (47 kW) Eng. AEY/ AGD/ ASX		10/99-9/01		•			<b>613-153</b>				20	68	80								
		10/99-9/01		•			<b>607-190</b>		22	30	53	81	48						11	2	
		99-01	L					<b>655-171</b>		22	33		81	94		78			525	s10	
		99-01	R					<b>655-172</b>		22	33		81	94		78			750	s10	
<b>Polo V (9N) '01-'09</b>			L/R			NOTE	CIFAM ref.	ABS	A	B	C	D	E	F	H	I	L	M	Fig		
1.2 (40 kW) Eng. AWY/ BHD/ BMD		2/02-		•	+SE		<b>613-272</b>				25	78	130								
		2/02-		•	+SE		<b>607-413</b>		36	30	52	85	43						11	2	
		02-	L					<b>655-611</b>		36	33		85	94		59			501	s10	
		02-	R					<b>655-612</b>		36	33		85	94		59			750	s10	
1.2 (44 kW) Eng. BBM		07-		•	+SE		<b>613-272</b>				25	78	130								
		07-		•	+SE		<b>607-413</b>		36	30	52	85	43						11	2	
		07-	L					<b>655-611</b>		36	33		85	94		59			501	s10	
		07-	R					<b>655-612</b>		36	33		85	94		59			750	s10	
1.2 12v (47 kW) Eng. AZQ/ BME		01-		•	+SE		<b>613-272</b>				25	78	130								
		01-		•	+SE		<b>607-413</b>		36	30	52	85	43						11	2	
		01-	L					<b>655-611</b>		36	33		85	94		59			501	s10	
		01-	R					<b>655-612</b>		36	33		85	94		59			750	s10	
1.2 12v (51 kW) Eng. BZG		07-		•	+SE		<b>613-272</b>				25	78	130								
		07-		•	+SE		<b>607-413</b>		36	30	52	85	43						11	2	
		07-	L					<b>655-611</b>		36	33		85	94		59			501	s10	
		07-	R					<b>655-612</b>		36	33		85	94		59			750	s10	


































<b>Polo V (9N) '01-'09</b>			L/R			NOTE	CIFAM ref.	ABS	A	B	C	D	E	F	H	I	L	M	Fig		
1.9 SDi (47 kW) Eng. ASY		01-		•		+SE	<b>613-272</b>				25	78	130								
		01-		•		+SE	<b>607-413</b>		36	30	52	85	43						11	2	
		01-	L					<b>655-611</b>		36	33		85	94		59		501	s10		
		01-	R					<b>655-612</b>		36	33		85	94		59		750	s10		
1.9 TDi (74 kW) Eng. ATD/ AXR		01-		•		+SE	<b>613-283</b>				26	87	117								
		01-		•		+SE	<b>607-414</b>		36	30	52	90	43,5						11	2	
		01-	L					<b>655-613</b>		36			90			59		471	s1		
		01-	R					<b>655-614</b>		36			90			59		757	s10		
1.9 TDi (96 kW) Eng. ASZ/ BLT		03-		•		+SE	<b>613-284</b>				26	86	138								
		03-		•		A/T, 4Sp, +SE	<b>613-283</b>				26	87	117								
		03-		•			+SE	<b>607-415</b>		36	27	52	97,95	39,5						11	2
		03-		•			A/T, 4Sp, +SE	<b>607-414</b>		36	30	52	90	43,5						11	2
<b>Polo VI (6R) '09-</b>			L/R			NOTE	CIFAM ref.	ABS	A	B	C	D	E	F	H	I	L	M	Fig		
1.2 TDi (55 kW) Eng. CFWA		09-		•			<b>613-283</b>				26	87	117								
		09-		•			<b>607-414</b>		36	30	52	90	43,5						11	2	
		09-			•	M/T, Exc. Doppia Frizione/Double Clutch	<b>617-010C</b>			33		100									
1.2 TSi (66 kW) Eng. CBZC		11-		•			<b>613-283</b>				26	87	117								
		11-		•			<b>607-414</b>		36	30	52	90	43,5						11	2	
1.2 TSi (77 kW) Eng. CBZB		09-		•			<b>613-283</b>				26	87	117								
		09-		•			<b>607-414</b>		36	30	52	90	43,5						11	2	
		10-			•	M/T, Exc. Doppia Frizione/Double Clutch	<b>617-010C</b>			33		100									
1.4 (63 kW) Eng. CGGB		09-		•		7Sp, Doppia Frizione/ Double Clutch	<b>613-283</b>				26	87	117								
		09-		•		7Sp, Doppia Frizione/ Double Clutch	<b>607-414</b>		36	30	52	90	43,5						11	2	
		09-			•	M/T, Exc. Doppia Frizione/Double Clutch	<b>617-010C</b>			33		100									
1.6 TDi (55 kW) Eng. CAYA		09-		•		M/T, 5Sp	<b>613-283</b>				26	87	117								
		09-		•		M/T, 5Sp	<b>607-414</b>		36	30	52	90	43,5						11	2	
		09-			•	M/T, Exc. Doppia Frizione/Double Clutch	<b>617-010C</b>			33		100									
1.6 TDi (66 kW) Eng. CAYB		09-		•		M/T, 5Sp	<b>613-283</b>				26	87	117								
		09-		•		M/T, 5Sp	<b>607-414</b>		36	30	52	90	43,5						11	2	
		09-			•	M/T, Exc. Doppia Frizione/Double Clutch	<b>617-010C</b>			33		100									

























































<b>Santana II (32B) '81-'84</b>			L/R			NOTE	CIFAM ref.	ABS	A	B	C	D	E	F	H	I	L	M	Fig		
1.6 D (40 kW) Eng. CR/ JK		8/81-84		●		M/T+A/T, Ch 32C000001-, 4 Cyl.	<b>613-035</b>				20	68	80								
		8/81-84		●		M/T+A/T, Ch 32C000001-, 4 Cyl.	<b>614-005</b>				21	94	97								
		8/81-84		●		M/T+A/T, Ch 32C000001-, 4 Cyl.	<b>607-096</b>		22	30	51	81	48					11	2		
		8/81-84		●		M/T+A/T, Ch 32C000001-, 4 Cyl.	<b>617-004</b>			33		94									
1.8 (66 kW) Eng. DS		83-84		●		M/T+A/T, Ch 32C000001-, 4 Cyl.	<b>613-035</b>				20	68	80								
		83-84		●		M/T+A/T, Ch 32C000001-, 4 Cyl.	<b>614-005</b>				21	94	97								
		83-84		●		M/T+A/T, Ch 32C000001-, 4 Cyl.	<b>607-096</b>		22	30	51	81	48					11	2		
		83-84		●		M/T+A/T, Ch 32C000001-, 4 Cyl.	<b>617-004</b>			33		94									
1.9 (85 kW) Eng. WN		12/82-83		●		M/T+A/T, Ch 32D092501-, 5 Cyl.	<b>613-048</b>				22	83	79								
		8/81-12/82		●		M/T+A/T, Ch 32B000001-32D092500, 5 Cyl.	<b>613-035</b>				20	68	80								
		8/81-83		●		M/T+A/T, Ch 32B000001-32D092500, 5 Cyl.	<b>614-005</b>				21	94	97								
		12/82-83		●		M/T+A/T, Ch 32D092501-, 5 Cyl.	<b>607-050</b>		22	30	51	90	49						11	2	
		8/81-12/82		●		M/T+A/T, Ch 32B000001-32D092500, 5 Cyl.	<b>607-096</b>		22	30	51	81	48						11	2	
		8/81-83		●		M/T+A/T, Ch 32B000001-32D092500, 5 Cyl.	<b>617-004</b>			33		94									
2.0, Syncro (85 kW) Eng. HP/ JS		83-84		●		M/T+A/T, Ch 32D092501-, 5 Cyl.	<b>613-048</b>				22	83	79								
		83-84		●		M/T+A/T, Ch 32B000001-32D092500, 5 Cyl.	<b>614-005</b>				21	94	97								
		83-84		●		M/T+A/T, Ch 32D092501-, 5 Cyl.	<b>607-050</b>		22	30	51	90	49					11	2		
		83-84		●		M/T+A/T, Ch 32B000001-32D092500, 5 Cyl.	<b>617-004</b>			33		94									
<b>Scirocco I (53) '74-'80</b>			L/R			NOTE	CIFAM ref.	ABS	A	B	C	D	E	F	H	I	L	M	Fig		
1.1 (37 kW) Eng. FA/ GG		74-79		●		Ch 5342000001-53A0051000	<b>613-004</b>				20	68	80								
		74-79		●		Ch 5342000001-53A0051000	<b>614-004</b>				21	89	97								
		74-79		●		Ch 5342000001-53A0051000	<b>607-004</b>		22	30	50,3	81	48					11	3		
		74-79		●		Ch 5342000001-53A0051000	<b>617-003</b>			33		92									
1.3 (44 kW) Eng. GF		79-80		●		Ch 5342000001-53A0051000	<b>613-004</b>				20	68	80								
		79-80		●		Ch 5342000001-53A0051000	<b>614-004</b>				21	89	97								
		79-80		●		Ch 5342000001-53A0051000	<b>607-004</b>		22	30	50,3	81	48					11	3		
		79-80		●		Ch 5342000001-53A0051000	<b>617-003</b>			33		92									























































<b>Scirocco I (53) '74-'80</b>			L/R			NOTE	CIFAM ref.	ABS	A	B	C	D	E	F	H	I	L	M	Fig	
1.6 (81 kW) Eng. EG		76-80		•		M/T+A/T, Ch 5342000001-53A0051000	<b>613-004</b>				20	68	80							
		76-80			•	M/T+A/T, Ch 5342000001-53A0051000	<b>614-005</b>				21	94	97							
		76-80		•		M/T+A/T, Ch 5342000001-53A0051000	<b>607-004</b>		22	30	50,3	81	48					11	3	
		76-80			•	M/T+A/T, Ch 5342000001-53A0051000	<b>617-004</b>			33		94								
		76-80	L			Ch 5342000001-53A0051000	<b>655-052</b>		22	33		81	94		78			540	s10	
<b>Scirocco II (53B) '80-'92</b>			L/R			NOTE	CIFAM ref.	ABS	A	B	C	D	E	F	H	I	L	M	Fig	
1.1 (37 kW) Eng. FA		2/80-7/83		•		Ch 53A0051001-53D900000	<b>613-005</b>				20	68	80							
		2/80-7/83			•	Ch 53A0051001-53D900000	<b>614-004</b>				21	89	97							
		2/80-7/83		•		Ch 53A0051001-53D900000	<b>607-005</b>		22	30	50,3	81	48					11	2	
		2/80-7/83			•	Ch 53A0051001-53D900000	<b>617-003</b>			33		92								
1.1 (37 kW) Eng. FJ		2/80-7/83		•		Ch 53A0051001-53D900000	<b>613-005</b>				20	68	80							
		2/80-7/83			•	Ch 53A0051001-53D900000	<b>614-004</b>				21	89	97							
		2/80-7/83		•		Ch 53A0051001-53D900000	<b>607-005</b>		22	30	50,3	81	48					11	2	
		2/80-7/83			•	Ch 53A0051001-53D900000	<b>617-003</b>			33		92								
1.3 (44 kW) Eng. GF		2/80-		•			<b>613-005</b>				20	68	80							
		80-83			•	Ch 53A0051001-53E060000	<b>614-004</b>				21	89	97							
		10/83-		•		Ch 53E012218-53E060000	<b>607-021</b>		22	30	53	81	48						11	2
		2/80-10/83		•		Ch 53A0051001-53E012217	<b>607-005</b>		22	30	50,3	81	48						11	2
		80-83			•	Ch 53A0051001-53E060000	<b>617-003</b>			33		92								
1.6 (53 kW) Eng. RE		86-90		•		M/T+A/T, Ch 53E012218-53N010000	<b>613-005</b>				20	68	80							
		86-90			•	M/T+A/T	<b>614-005</b>				21	94	97							
		86-90		•		M/T+A/T, Ch 53E012218-53N010000	<b>607-021</b>		22	30	53	81	48					11	2	
		86-90			•	M/T+A/T	<b>617-004</b>			33		94								
1.6 (55 kW) Eng. EW		83-89		•		M/T+A/T, Ch 53E012218-53N010000	<b>613-005</b>				20	68	80							
		83-89			•	M/T+A/T	<b>614-005</b>				21	94	97							
		83-89		•		M/T+A/T, Ch 53E012218-53N010000	<b>607-021</b>		22	30	53	81	48					11	2	
		83-89			•	M/T+A/T	<b>617-004</b>			33		94								

# VOLKSWAGEN


































Scirocco II (53B) '80-'92		L/R			NOTE	CIFAM ref.	ABS	A	B	C	D	E	F	H	I	L	M	Fig	
1.6 (63 kW) Eng. FR		80-84		•	M/T+A/T, Ch 53E000001-53E012217	<b>613-005</b>				20	68	80							
		80-84		•	M/T+A/T	<b>614-005</b>				21	94	97							
		80-84		•	M/T+A/T, Ch 53E000001-53E012217	<b>607-005</b>		22	30	50,3	81	48						11	2
		80-84		•	M/T+A/T	<b>617-004</b>			33		94								
1.6 (81 kW) Eng. EG		80-82		•	Ch 53A0051001-53D900000	<b>613-005</b>				20	68	80							
		80-82		•	Ch 53A0051001-53D900000	<b>614-005</b>				21	94	97							
		80-82		•	Ch 53A0051001-53D900000	<b>607-005</b>		22	30	50,3	81	48						11	2
		80-82		•	Ch 53A0051001-53D900000	<b>617-004</b>			33		94								
		80-82	L		Ch 53A0051001-53D900000	<b>655-052</b>		22	33		81	94		78			540	s10	
1.8 (66 kW) Eng. EX		8/83-7/89		•	M/T+A/T	<b>613-005</b>				20	68	80							
		9/87-7/92		•	M/T+A/T, Ch 53J001855-53N010000	<b>613-048</b>				22	83	79							
		8/83-7/89		•	M/T+A/T	<b>614-005</b>				21	94	97							
		8/83-10/83		•	A/T, Ch 53E000001-53E012217	<b>607-005</b>		22	30	50,3	81	48						11	2
		8/83-7/89		•	M/T+A/T, Ch 53E000001-53K020000	<b>607-021</b>		22	30	53	81	48						11	2
		9/87-7/92		•	M/T+A/T, Ch 53J001855-53N010000	<b>607-009</b>		22	30	53	90	49						11	2
		8/83-10/83		•	A/T, Ch 53E000001-53E012217	<b>617-004</b>			33		94								
		8/83-7/89		•	M/T+A/T, Ch 53E000001-53K020000	<b>617-004</b>			33		94								
		9/87-7/92	L		•	M/T+A/T, Ch 53J001855-53N010000	<b>617-010B</b>			33		100							
		9/87-7/92	R		•	M/T+A/T, Ch 53J001855-53N010000	<b>617-010A</b>			33		100							
		83-	L			-ABS	<b>655-339</b>		22	33		90	100		78			532	s10
1.8 (70 kW) Eng. JH		85-7/92		•	Ch 53E012218-53N010000	<b>613-048</b>				22	83	79							
		85-7/92		•	Ch 53E012218-53N010000	<b>607-009</b>		22	30	53	90	49						11	2
		85-7/92	L		•	Ch 53E012218-53N010000	<b>617-010B</b>			33		100							
		85-7/92	R		•	Ch 53E012218-53N010000	<b>617-010A</b>			33		100							
		85-	L		Ch 53E000001-53E012217	<b>655-052</b>		22	33		81	94		78			540	s10	
1.8 16v (102 kW) Eng. KR		85-89		•	Ch 53G004102-53N010000	<b>613-048</b>				22	83	79							
		85-89		•	Ch 53G004102-53N010000	<b>607-009</b>		22	30	53	90	49						11	2
		85-89	L		•	Ch 53G004102-53N010000	<b>617-010B</b>			33		100							
		85-89	R		•	Ch 53G004102-53N010000	<b>617-010A</b>			33		100							
		85-89	L			-ABS	<b>655-339</b>		22	33		90	100		78			532	s10




































<b>Scirocco II (53B) '80-'92</b>			L/R			NOTE	CIFAM ref.	ABS	A	B	C	D	E	F	H	I	L	M	Fig	
1.8 16v GTi (95 kW) Eng. PL		86-92		•		Ch 53G004102-53N010000	<b>613-048</b>				22	83	79							
		86-92		•		Ch 53G004102-53N010000	<b>607-009</b>		22	30	53	90	49					11	2	
		86-92	L	•		Ch 53G004102-53N010000	<b>617-010B</b>			33		100								
		86-92	R	•		Ch 53G004102-53N010000	<b>617-010A</b>			33		100								
1.8 GTI (82 kW) Eng. DX/ EV/ PB		10/83-89		•		Ch 53E012218-53N010000	<b>613-048</b>				22	83	79							
		82-10/83		•		Ch 53E000001-53E012217	<b>613-005</b>				20	68	80							
		82-10/83		•		Ch 53E000001-53E012217	<b>614-005</b>				21	94	97							
		10/83-89		•		Ch 53E012218-53N010000	<b>607-009</b>		22	30	53	90	49						11	2
		82-10/83		•		Ch 53E000001-53E012217	<b>607-021</b>		22	30	53	81	48						11	2
		10/83-89	L	•		Ch 53E012218-53N010000	<b>617-010B</b>			33		100								
		10/83-89	R	•		Ch 53E012218-53N010000	<b>617-010A</b>			33		100								
		82-10/83		•		Ch 53E000001-53E012217	<b>617-004</b>			33		94								
		10/83-	L			-ABS	<b>655-339</b>		22	33		90	100		78			532	s10	
		82-10/83	L			Ch 53E000001-53E012217	<b>655-052</b>		22	33		81	94		78			540	s10	
<b>Scirocco III (137) '08-</b>			L/R			NOTE	CIFAM ref.	ABS	A	B	C	D	E	F	H	I	L	M	Fig	
1.4 TSi (118 kW) Eng. CAVD/ CNWA/ CTHD		08-		•			<b>613-319</b>				26	87	117							
		08-		•			<b>613-320</b>				25	90	107							
		08-		•			<b>607-463</b>		36	27	59,5	97,95	40,5						13	2
		08-		•			<b>607-467</b>		36	30	59,5	90	40						13	2
		08-		•		M/T, Exc. Doppia Frizione/Double Clutch	<b>617-010C</b>			33		100								
1.4 TSi (90 kW) Eng. CAXA/ CMSB		08-		•			<b>613-319</b>				26	87	117							
		10-		•		Doppia Frizione/Double Clutch	<b>613-480</b>				25,5	94	116							
		08-		•			<b>607-467</b>		36	30	59,5	90	40						13	2
		10-		•		Doppia Frizione/Double Clutch	<b>607-708</b>		36	33	59,5	93,7	39,8						13	2
			08-		•		M/T, Exc. Doppia Frizione/Double Clutch	<b>617-010C</b>			33		100							
2.0 TDi (103 kW) Eng. CBDB/ CFHC		08-		•			<b>613-320</b>				25	90	107							
			08-		•		<b>607-463</b>		36	27	59,5	97,95	40,5						13	2
		08-	L				<b>655-761</b>		36			100	108						488	
		08-	R				<b>655-762</b>		36			100	108						795	
2.0 TFSI (147 kW) Eng. CAWB		08-		•			<b>613-320</b>				25	90	107							
		08-		•			<b>607-463</b>		36	27	59,5	97,95	40,5						13	2
2.0 TSi (155 kW) Eng. CCZB		-11/09		•			<b>613-320</b>				25	90	107							
		-11/09		•			<b>607-463</b>		36	27	59,5	97,95	40,5						13	2


































Sharan I (7M8, 7M9) '95-'10			L/R			NOTE	CIFAM ref.	ABS	A	B	C	D	E	F	H	I	L	M	Fig	
1.8 T. 20v (110 kW) Eng. AJH/ AWC		5/00-		●		+ABS	613-306				26	86	138							
		9/97-4/00		●		+ABS	613-266				26	86	138							
		5/00-		●		+ABS	607-444	48	38	36	60	97,5	34						13	2
		9/97-4/00		●		+ABS	607-389	48	38	27	60	93,3	34						13	2
		9/97-	L				+ABS	655-360	48	38	28	26	98	101		34	100	620	s19	
		9/97-	R				+ABS	655-267	48	38	28	35	98	104		34	40	558	s18	
1.9 TDi (110 kW) Eng. BTB		05-		●		+ABS	613-266				26	86	138							
			05-		●		+ABS	607-389	48	38	27	60	93,3	34					13	2
1.9 TDi (66 kW) Eng. 1Z		5/00-		●		+ABS	613-306				26	86	138							
		95-5/00		●		+ABS	613-266				26	86	138							
		5/00-		●		+ABS	607-444	48	38	36	60	97,5	34						13	2
		95-5/00		●		+ABS	607-389	48	38	27	60	93,3	34						13	2
		95-	L				+ABS	655-360	48	38	28	26	98	101		34	100	620	s19	
		95-	R				+ABS	655-267	48	38	28	35	98	104		34	40	558	s18	
1.9 TDi (66 kW) Eng. AHU/ ANU		5/00-		●		+ABS	613-306				26	86	138							
		95-5/00		●		+ABS	613-266				26	86	138							
		5/00-		●		+ABS	607-444	48	38	36	60	97,5	34						13	2
		95-5/00		●		+ABS	607-389	48	38	27	60	93,3	34						13	2
		95-	L				+ABS	655-360	48	38	28	26	98	101		34	100	620	s19	
		95-	R				+ABS	655-267	48	38	28	35	98	104		34	40	558	s18	
1.9 TDi (81 kW) Eng. AFN/ AVG		9/96-5/00		●		+ABS	613-266				26	86	138							
			9/96-5/00		●		+ABS	607-389	48	38	27	60	93,3	34					13	2
		96-00	L				+ABS	655-360	48	38	28	26	98	101		34	100	620	s19	
		96-00	R				+ABS	655-267	48	38	28	35	98	104		34	40	558	s18	
1.9 TDi (96 kW) Eng. ASZ		02-		●		+ABS	613-306				26	86	138							
			02-		●		+ABS	607-444	48	38	36	60	97,5	34					13	2
		02-	L/R				+ABS, M/T	655-547	48	38			100			34		507		
		02-	L/R				+ABS, A/T	655-546	48	38			100			34		486		
1.9 TDi, 4motion (85 kW) Eng. AUY/ BVK		00-		●		+ABS	613-306				26	86	138							
			00-		●		+ABS	607-444	48	38	36	60	97,5	34					13	2
		00-	L/R				+ABS, FWD, A/T	655-546	48	38			100			34		486		
		00-	L/R				+ABS, FWD, M/T	655-547	48	38			100			34		507		



























<b>Sharan I (7M8, 7M9) '95-'10</b>			L/R			NOTE	CIFAM ref.	ABS	A	B	C	D	E	F	H	I	L	M	Fig		
2.0 (85 kW) Eng. ADY/ ATM		5/00-		•		+ABS	<b>613-306</b>				26	86	138								
		9/95-4/00		•		+ABS	<b>613-266</b>				26	86	138								
		5/00-		•		+ABS	<b>607-444</b>	48	38	36	60	97,5	34						13	2	
		9/95-4/00		•		+ABS	<b>607-389</b>	48	38	27	60	93,3	34						13	2	
		9/95-	L				+ABS	<b>655-360</b>	48	38	28	26	98	101		34	100	620	s19		
		9/95-	R				+ABS	<b>655-267</b>	48	38	28	35	98	104		34	40	558	s18		
2.0 GTi 16v (110 kW) Eng. ABF		96-00	L			+ABS	<b>655-360</b>	48	38	28	26	98	101		34	100	620	s19			
		96-00	R			+ABS	<b>655-267</b>	48	38	28	35	98	104		34	40	558	s18			
2.0 TDi (103 kW) Eng. BKD/ BRT		8/06-		•		+ABS	<b>613-306</b>				26	86	138								
			8/06-		•		+ABS	<b>607-444</b>	48	38	36	60	97,5	34					13	2	
2.8 V6 24v, 4motion (150 kW) Eng. AYL		5/00-		•		+ABS	<b>613-306</b>				26	86	138								
			5/00-		•		+ABS	<b>607-444</b>	48	38	36	60	97,5	34					13	2	
		00-	L/R				+ABS, FWD, A/T	<b>655-546</b>	48	38			100			34		486			
		00-	L/R				+ABS, FWD, M/T	<b>655-547</b>	48	38			100			34		507			
2.8 VR6, Syncro (128 kW) Eng. AAA/ AMY		96-00		•		+ABS, FWD	<b>613-306</b>				26	86	138								
			96-00		•		+ABS, FWD	<b>607-444</b>	48	38	36	60	97,5	34					13	2	
		96-00	L				+ABS	<b>655-360</b>	48	38	28	26	98	101		34	100	620	s19		
		96-00	R				+ABS	<b>655-267</b>	48	38	28	35	98	104		34	40	558	s18		
<b>Sharan II (7N) '10-</b>			L/R			NOTE	CIFAM ref.	ABS	A	B	C	D	E	F	H	I	L	M	Fig		
2.0 TDi, 4motion (103 kW) Eng. CFFB		10-		•		+ABS	<b>613-306</b>				26	86	138								
			10-		•		+ABS	<b>607-444</b>	48	38	36	60	97,5	34					13	2	
<b>Tiguan I (5N1) '07-'11</b>			L/R			NOTE	CIFAM ref.	ABS	A	B	C	D	E	F	H	I	L	M	Fig		
1.4 16v Tsi, 4motion (110 kW) Eng. BWK/ CAVA		07-		•		Only Eng. BWK	<b>613-320</b>				25	90	107								
			07-		•		Only Eng. BWK	<b>607-463</b>		36	27	59,5	97,95	40,5					13	2	
		07-		•		RWD, M/T, 4motion, Exc. Doppia Frizione/Double Clutch	<b>617-010C</b>			33		100									
2.0 TDi 16v 4motion (125 kW) Eng. CBBB/ CCZC		07-		•			<b>613-319</b>				26	87	117								
			07-		•			<b>607-467</b>		36	30	59,5	90	40					13	2	
		07-		•		RWD, M/T, 4motion, Exc. Doppia Frizione/Double Clutch	<b>617-010C</b>			33		100									




















































<b>Tiguan I (5N1) '07-'11</b>			L/R			NOTE	CIFAM ref.	ABS	A	B	C	D	E	F	H	I	L	M	Fig	
2.0 TDi 16v, 4motion (103 kW) Eng. CBAB/ CFFB		07-		•			<b>613-319</b>				26	87	117							
		07-		•			<b>607-467</b>		36	30	59,5	90	40					13	2	
		07-		•		RWD, M/T, 4motion, Exc. Doppia Frizione/Double Clutch	<b>617-010C</b>			33		100								
2.0 TDi 4motion (100 kW) Eng. CBAA		07-		•		RWD, M/T, 4motion, Exc. Doppia Frizione/Double Clutch	<b>617-010C</b>			33		100								
2.0 TFSi 4motion (125 kW) Eng. CAWA/ CCZC		07-		•			<b>613-320</b>				25	90	107							
		07-		•			<b>607-463</b>		36	27	59,5	97,95	40,5					13	2	
		07-		•		RWD, M/T, 4motion, Exc. Doppia Frizione/Double Clutch	<b>617-010C</b>			33		100								
2.0 TFSi 4motion (147 kW) Eng. CAWB/ CCTA		07-		•			<b>613-320</b>				25	90	107							
		07-		•			<b>607-463</b>		36	27	59,5	97,95	40,5					13	2	
		07-		•		RWD, M/T, 4motion, Exc. Doppia Frizione/Double Clutch	<b>617-010C</b>			33		100								
<b>Tiguan II (5N2) '11-</b>			L/R			NOTE	CIFAM ref.	ABS	A	B	C	D	E	F	H	I	L	M	Fig	
1.4 TSi (118 kW) Eng. CAVD		11-		•			<b>613-320</b>				25	90	107							
		11-		•			<b>607-463</b>		36	27	59,5	97,95	40,5					13	2	
2.0 TDi (103 kW) Eng. CFFB/ CLJA		11-		•			<b>613-320</b>				25	90	107							
		11-		•			<b>607-463</b>		36	27	59,5	97,95	40,5					13	2	
2.0 TDi 4motion (130 kW)		13-		•	M/T		<b>613-320</b>				25	90	107							
		13-		•	M/T		<b>607-463</b>		36	27	59,5	97,95	40,5					13	2	
2.0 Tsi, 4motion (155 kW) Eng. CCZB		11-		•	M/T		<b>613-320</b>				25	90	107							
		11-		•	M/T		<b>607-463</b>		36	27	59,5	97,95	40,5					13	2	
<b>Touareg I (7LA) '02-'10</b>			L/R			NOTE	CIFAM ref.	ABS	A	B	C	D	E	F	H	I	L	M	Fig	
2.5 R5 TDi (128 kW) Eng. BAC/ BPE		03-		•		Ch -7L4035000	<b>613-426</b>				27,3	96,5	109							
		03-		•		Ch 7L4035001-	<b>613-416</b>				27,3	96,5	109							
		03-		•		Ch -7L4035000	<b>607-644</b>		38	27	64	100	56,2					11	1	
		03-		•		Ch 7L4035001-	<b>607-633</b>		38	27	64	100	56,2						11	1
2.5 TDi (120 kW) Eng. BLK/ BPD		03-		•		Ch -7L4035000	<b>613-426</b>				27,3	96,5	109							
		03-		•		Ch 7L4035001-	<b>613-416</b>				27,3	96,5	109							
		03-		•		Ch -7L4035000	<b>607-644</b>		38	27	64	100	56,2					11	1	
		03-		•		Ch 7L4035001-	<b>607-633</b>		38	27	64	100	56,2						11	1
3.0 TDi (155 kW) Eng. BUN		06-10		•			<b>613-437</b>				27,3	96,5	109							
		06-10		•			<b>607-659</b>		30	27	64	100	61,7					2	1	

<b>Touareg I (7LA) '02-'10</b>			L/R			NOTE	CIFAM ref.	ABS	A	B	C	D	E	F	H	I	L	M	Fig
3.0 V6 TDi (165 kW) Eng. BKS		04-10		•			<b>613-437</b>				27,3	96,5	109						
		04-10		•			<b>607-659</b>	30	27	64	100	61,7						2	1
3.0 V6 TDi (176 kW) Eng. CAS		07-10		•			<b>613-437</b>				27,3	96,5	109						
		07-10		•			<b>607-659</b>	30	27	64	100	61,7						2	1
3.2 V6 (162 kW) Eng. AZZ/ BKJ		02-10		•			<b>613-437</b>				27,3	96,5	109						
		02-10		•			<b>607-659</b>	30	27	64	100	61,7						2	1
3.2 V6 (177 kW) Eng. BMV/ BMX		04-10		•			<b>613-437</b>				27,3	96,5	109						
		04-10		•			<b>607-659</b>	30	27	64	100	61,7						2	1
3.6 V6 FSi (206 kW) Eng. BHK/ BHL		06-10		•			<b>613-437</b>				27,3	96,5	109						
		06-10		•			<b>607-659</b>	30	27	64	100	61,7						2	1
4.2 FSi V8 (257 kW) Eng. BAR		06-10		•			<b>613-437</b>				27,3	96,5	109						
		06-10		•			<b>607-659</b>	30	27	64	100	61,7						2	1
5.0 V10 TDi (230 kW) Eng. AYH		02-10		•			<b>613-437</b>				27,3	96,5	109						
		02-10		•			<b>607-659</b>	30	27	64	100	61,7						2	1
6.0 W12 (331 kW) Eng. BJN		05-10		•			<b>613-437</b>				27,3	96,5	109						
		05-10		•			<b>607-659</b>	30	27	64	100	61,7						2	1
<b>Touran (1T1, 1T2) '03-</b>			L/R			NOTE	CIFAM ref.	ABS	A	B	C	D	E	F	H	I	L	M	Fig
1.2 TFSi (77 kW) Eng. CBZB		10-		•			<b>613-319</b>				26	87	117						
		10-		•			<b>607-467</b>	36	30	59,5	90	40						13	2
1.4 16v TSi (103 kW) Eng. BMY/ CAVC/ CTHC		06-		•			<b>613-320</b>				25	90	107						
		06-		•		+/-ABS	<b>613-319</b>				26	87	117						
		06-		•			<b>607-463</b>	36	27	59,5	97,95	40,5						13	2
		06-		•		+/-ABS	<b>607-467</b>	36	30	59,5	90	40						13	2
		06-		•		M/T, Exc. Doppia Frizione/Double Clutch	<b>617-010C</b>			33		100							
1.4 TSi (125 kW) Eng. BLG/ CAVB/ CTHB		07-		•			<b>613-320</b>				25	90	107						
		07-		•			<b>607-463</b>	36	27	59,5	97,95	40,5						13	2
1.4 TSi EcoFuel (110 kW) Eng. CDGA		09-		•			<b>613-319</b>				26	87	117						
		09-		•		7Sp, Doppia Frizione/Double Clutch	<b>613-320</b>				25	90	107						
		09-		•			<b>607-467</b>	36	30	59,5	90	40						13	2
		09-		•		7Sp, Doppia Frizione/Double Clutch	<b>607-463</b>	36	27	59,5	97,95	40,5						13	2






Touran (1T1, 1T2) '03-		L/R			NOTE	CIFAM ref.	ABS	A	B	C	D	E	F	H	I	L	M	Fig	
1.6 (75 kW) Eng. BGU		03-		●	M/T+A/T, 5Sp	<b>613-319</b>				26	87	117							
		03-		●	Tiptronic	<b>607-467</b>	36	30	59,5	90	40						13	2	
		03-		●	M/T, 5Sp	<b>607-462</b>	36	30	59,6	89,9	40						13	2	
		03-			● M/T, Exc. Doppia Frizione/Double Clutch	<b>617-010C</b>			33		100								
1.6 (75 kW) Eng. BSE/ BSF		03-		●	M/T+A/T	<b>613-319</b>				26	87	117							
		03-		●	Tiptronic	<b>607-467</b>	36	30	59,5	90	40						13	2	
		03-		●	M/T, 5Sp	<b>607-462</b>	36	30	59,6	89,9	40						13	2	
		03-			● M/T, Exc. Doppia Frizione/Double Clutch	<b>617-010C</b>			33		100								
1.6 FSI (85 kW) Eng. BAG/ BLF/ BLP		03-		●	Eng. BGA / BLF/BLP	<b>613-319</b>				26	87	117							
		03-		●	Eng. BGA / BLF	<b>607-467</b>	36	30	59,5	90	40						13	2	
		03-		●	Eng. BLP	<b>607-462</b>	36	30	59,6	89,9	40						13	2	
		03-			● M/T, Exc. Doppia Frizione/Double Clutch	<b>617-010C</b>			33		100								
1.6 TDi (66 kW) Eng. CAYB		10-		●	Doppia Frizione/Double Clutch	<b>613-480</b>				25,5	94	116							
		10-		●	Doppia Frizione/Double Clutch	<b>607-708</b>	36	33	59,5	93,7	39,8						13	2	
1.6 TDi (77 kW) Eng. CAYC		10-		●	Doppia Frizione/Double Clutch	<b>613-480</b>				25,5	94	116							
		10-		●	Doppia Frizione/Double Clutch	<b>607-708</b>	36	33	59,5	93,7	39,8						13	2	
1.9 TDi (66 kW) Eng. BRU/ BXF		04-		●	M/T, 6Sp	<b>613-319</b>				26	87	117							
		04-		●	M/T, 6Sp	<b>607-467</b>	36	30	59,5	90	40						13	2	
		04-			● M/T, Exc. Doppia Frizione/Double Clutch	<b>617-010C</b>			33		100								
		04-	L		FWD, M/T	<b>655-759</b>	36				90	100		40			521		
		04-	R		FWD, M/T	<b>655-760</b>	36				90	100		40			813		
1.9 TDi (74 kW) Eng. AVQ		03-		●		<b>613-319</b>				26	87	117							
		03-		●		<b>607-467</b>	36	30	59,5	90	40						13	2	
		03-			● M/T, Exc. Doppia Frizione/Double Clutch	<b>617-010C</b>			33		100								
		03-	L		FWD, M/T	<b>655-759</b>	36				90	100		40			521		
		03-	R		FWD, M/T	<b>655-760</b>	36				90	100		40			813		
1.9 TDi (77 kW) Eng. BKC		03-		●	A/T, 6Sp	<b>613-320</b>				25	90	107							
		03-		●	M/T, 5/6Sp	<b>613-319</b>				26	87	117							
		03-		●	A/T, 6Sp	<b>607-463</b>	36	27	59,5	97,95	40,5						13	2	
		03-		●	M/T, 5/6Sp	<b>607-467</b>	36	30	59,5	90	40							13	2
		03-			● M/T, Exc. Doppia Frizione/Double Clutch	<b>617-010C</b>			33		100								
		03-	L		FWD, M/T	<b>655-759</b>	36				90	100		40			521		
		03-	R		FWD, M/T	<b>655-760</b>	36				90	100		40			813		

Touran (1T1, 1T2) '03-			L/R			NOTE	CIFAM ref.	ABS	A	B	C	D	E	F	H	I	L	M	Fig
2.0 EcoFuel (80 kW) Eng. BSX		06-		•			613-319				26	87	117						
		06-		•			607-467	36	30	59,5	90	40						13	2
		06-			•	M/T, Exc. Doppia Frizione/Double Clutch	617-010C			33		100							
2.0 FSI (110 kW) Eng. AXW/ BLR/ BLX/ BLY		03-		•		Eng. BLX	613-319				26	87	117						
		03-		•		Eng. BLX	607-467	36	30	59,5	90	40						13	2
		03-			•	M/T, Exc. Doppia Frizione/Double Clutch	617-010C			33		100							
2.0 TDi (100 kW) Eng. AZV		03-		•		M/T, 5Sp	613-320				25	90	107						
		03-		•		M/T, 5Sp	607-463	36	27	59,5	97,95	40,5						13	2
		03-	L				Ch 1T5083128-	655-761	36			100	108					488	
		03-	L/R				M/T, Ch -1T5083127	655-761	36			100	108					488	
		03-	R				Ch 1T5083128-	655-762	36			100	108					795	
2.0 TDi (103 kW) Eng. BKD/ BMM/ CFHC		03-		•		M/T+A/T	613-320				25	90	107						
		03-		•		M/T+A/T	607-463	36	27	59,5	97,95	40,5						13	2
		03-	L				Ch 1T5083128-	655-761	36			100	108					488	
		03-	L/R				M/T, Ch -1T5083127	655-761	36			100	108					488	
		03-	R				Ch 1T5083128-	655-762	36			100	108					795	
2.0 TDi (81 kW) Eng. CLCA		10-		•		Doppia Frizione/ Double Clutch	613-320				25	90	107						
		10-		•		M/T	613-319				26	87	117						
		10-		•		Doppia Frizione/ Double Clutch	607-463	36	27	59,5	97,95	40,5						13	2
		10-		•		M/T	607-467	36	30	59,5	90	40						13	2
2.0 TDi 16v (125 kW) Eng. BMN/ CFJA		05-		•			613-320				25	90	107						
		05-		•			607-463	36	27	59,5	97,95	40,5						13	2
<b>Vento (1H2) '91-'98</b>			L/R			NOTE	CIFAM ref.	ABS	A	B	C	D	E	F	H	I	L	M	Fig
1.4 (40 kW) Eng. ABD		11/91-9/98		•		M/T	613-005				20	68	80						
		11/91-9/98		•		M/T	614-004				21	89	97						
		11/91-9/98		•		M/T	607-021	22	30	53	81	48						11	2
		11/91-9/98		•		M/T	617-003			33		92							
		11/91-7/92	R				-ABS	655-355	22	33		81	94		78			796	s10
		11/91-98	L				-ABS	655-352	22	33		81	94		78			583	s10
		8/92-98	R				-ABS	655-353	22	33		81	94		78			782	s10
























Vento (1H2) '91-'98		L/R			NOTE	CIFAM ref.	ABS	A	B	C	D	E	F	H	I	L	M	Fig	
1.4 (44 kW) Eng. AEX		11/91-9/98		•	M/T	613-005				20	68	80							
		11/91-9/98			•	M/T	614-004			21	89	97							
		11/91-9/98		•	M/T	607-021		22	30	53	81	48					11	2	
		11/91-9/98			•	M/T	617-003			33	92								
		11/91-7/92	R			-ABS	655-355		22	33		81	94		78		796	s10	
		11/91-98	L			-ABS	655-352		22	33		81	94		78		583	s10	
		8/92-98	R			-ABS	655-353		22	33		81	94		78		782	s10	
1.6 (55 kW) Eng. ABU		9/92-9/98		•	Eng. ABU	613-005				20	68	80							
		10/94-9/98			•	M/T, Eng. AEA, AEE	614-005			21	94	97							
		9/92-9/94				•	Eng. ABU	614-004			21	89	97						
		9/92-9/98		•	Eng. ABU	607-021		22	30	53	81	48					11	2	
		10/94-9/98				•	M/T, Eng. AEA, AEE	617-004		33	94								
		9/92-9/94				•	Eng. ABU	617-003		33	92								
		8/92-9/94	L			-ABS	655-352		22	33		81	94		78		583	s10	
		8/92-9/94	R			-ABS	655-353		22	33		81	94		78		782	s10	
1.6 (55 kW) Eng. AEA/ AEE		9/92-9/98		•	Eng. ABU	613-005				20	68	80							
		10/94-9/98			•	M/T, Eng. AEA, AEE	614-005			21	94	97							
		9/92-9/94				•	Eng. ABU	614-004			21	89	97						
		9/92-9/98		•	Eng. ABU	607-021		22	30	53	81	48					11	2	
		10/94-9/98				•	M/T, Eng. AEA, AEE	617-004		33	94								
		9/92-9/94				•	Eng. ABU	617-003		33	92								
		8/92-9/94	L			-ABS	655-352		22	33		81	94		78		583	s10	
		8/92-9/94	R			-ABS	655-353		22	33		81	94		78		782	s10	
1.6 (74 kW) Eng. AEK/ AFT		10/94-9/98		•	M/T	613-005				20	68	80							
		7/94-9/98		•	A/T	613-048				22	83	79							
		10/94-9/98			•	M/T	614-005			21	94	97							
		10/94-9/98			•	M/T	607-021		22	30	53	81	48					11	2
		7/94-9/98			•	A/T	607-009		22	30	53	90	49					11	2
		10/94-9/98			•	M/T	617-004			33	94								
	10/94-	L			-ABS	655-121		22	33		81	94		78		562	s10		

Vento (1H2) '91-'98		L/R			NOTE	CIFAM ref.	ABS	A	B	C	D	E	F	H	I	L	M	Fig		
1.8 (55 kW) Eng. AAM		11/91-9/98		•	M/T+A/T	613-048				22	83	79								
		11/91-9/98		•	M/T+A/T	607-009		22	30	53	90	49					11	2		
		11/91-9/98	L		•	M/T+A/T	617-010B			33		100								
		11/91-9/98	R		•	M/T+A/T	617-010A			33		100								
		11/91-	L				655-187	22	33		90	100		78			552	s10		
		11/91-	R				655-188	22	33		90	100		78			792	s10		
1.8 (66 kW) Eng. ABS/ ADZ		11/91-9/98		•	M/T+A/T	613-048				22	83	79								
		11/91-9/98		•	M/T+A/T	607-009	22	30	53	90	49						11	2		
		11/91-9/98	L		•	M/T+A/T	617-010B			33		100								
		11/91-9/98	R		•	M/T+A/T	617-010A			33		100								
		11/91-	L				655-187	22	33		90	100		78			552	s10		
		11/91-	R				655-188	22	33		90	100		78			792	s10		
1.9 D (47-50 kW) Eng. 1Y		11/91-9/98		•	M/T	613-005				20	68	80								
		11/91-9/98		•	M/T	614-005				21	94	97								
		11/91-9/98		•	M/T	607-021	22	30	53	81	48						11	2		
		11/91-9/98		•	M/T	617-004			33		94									
		11/91-	L			-ABS	655-121	22	33		81	94		78			562	s10		
1.9 SDi (47 kW) Eng. AEY		97-98		•		613-005				20	68	80								
		97-98		•		607-021	22	30	53	81	48						11	2		
1.9 TD (55 kW) Eng. AAZ		11/91-9/98		•	M/T	613-048				22	83	79								
		11/91-9/98		•	M/T	607-009	22	30	53	90	49						11	2		
		11/91-9/98	L		•	M/T	617-010B			33		100								
		11/91-9/98	R		•	M/T	617-010A			33		100								
		11/91-	L				655-187	22	33		90	100		78			552	s10		
		11/91-	R				655-188	22	33		90	100		78			792	s10		
1.9 TDi (66 kW) Eng. 1Z		93-98		•	M/T	613-048				22	83	79								
		93-98		•	M/T	607-009	22	30	53	90	49						11	2		
		93-98	L		•	M/T	617-010B			33		100								
		93-98	R		•	M/T	617-010A			33		100								
		9/93-	L				655-123	22	33		90	100		78			551	s10		
		9/93-	R				655-124	22	33		90	100		78			783	s10		































Voyage '81-'95			L/R			NOTE	CIFAM ref.	ABS	A	B	C	D	E	F	H	I	L	M	Fig	
1.6		81-86		•		Brazil	<b>613-047</b>				20	68	80							
		87-95		•		Brazil	<b>613-035</b>				20	68	80							
		81-86		•		Brazil	<b>607-049</b>		22	30	51	81	48						11	3
		87-95		•		Brazil	<b>607-096</b>		22	30	51	81	48						11	2

## VOLKSWAGEN LCV































Caddy I (14) '82-'92			L/R			NOTE	CIFAM ref.	ABS	A	B	C	D	E	F	H	I	L	M	Fig	
1.5 (51 kW) Eng. JB		82-83		•		Ch 14D000062-	<b>613-005</b>				20	68	80							
			82-83		•		Ch 14D000062-	<b>614-005</b>				21	94	97						
		82-83		•		Ch 14D000062-	<b>607-021</b>		22	30	53	81	48						11	2
			82-83		•		Ch 14D000062-	<b>617-004</b>			33		94							
			82-83	L			Ch 14D000062-	<b>655-052</b>		22	33		81	94		78		540	s10	
1.6 (55 kW) Eng. EM/ EW		83-92		•		Ch 14D000062-	<b>613-005</b>				20	68	80							
			83-92		•		Ch 14D000062-	<b>614-005</b>				21	94	97						
		83-92		•		Ch 14D000062-	<b>607-021</b>		22	30	53	81	48						11	2
			83-92		•		Ch 14D000062-	<b>617-004</b>			33		94							
			83-92	L			Ch 14D000062-	<b>655-052</b>		22	33		81	94		78		540	s10	
1.6 D (40 kW) Eng. JK/ ME		10/82-7/92		•		Ch 14D000062-	<b>613-005</b>				20	68	80							
			10/82-7/92		•		Ch 14D000062-	<b>614-005</b>				21	94	97						
		10/82-7/92		•		Ch 14D000062-	<b>607-021</b>		22	30	53	81	48						11	2
			10/82-7/92		•		Ch 14D000062-	<b>617-004</b>			33		94							
			10/82-7/92	L			Ch 14D000062-	<b>655-052</b>		22	33		81	94		78		540	s10	
1.8 (70 kW) Eng. JH		85-92		•		Ch 14D000062-	<b>613-005</b>				20	68	80							
			85-92		•		Ch 14D000062-	<b>614-005</b>				21	94	97						
		85-92		•		Ch 14D000062-	<b>607-021</b>		22	30	53	81	48						11	2
			85-92		•		Ch 14D000062-	<b>617-004</b>			33		94							
			85-92	L			Ch 14D000062-	<b>655-052</b>		22	33		81	94		78		540	s10	








































































<b>Caddy II (9K9) '95-'04</b>			L/R			NOTE	CIFAM ref.	ABS	A	B	C	D	E	F	H	I	L	M	Fig		
1.9 D (47 kW) Eng. AEF		95-		•			<b>613-005</b>				20	68	80								
		95-		•			<b>607-021</b>		22	30	53	81	48						11	2	
		95-	L					<b>655-002</b>		22	33		81	94		78			540	s10	
		95-	R					<b>655-003</b>		22	33		81	94		78			774	s10	
1.9 SDi (47 kW) Eng. AEY/ AYQ		95-		•			<b>613-005</b>				20	68	80								
		95-		•			<b>607-021</b>		22	30	53	81	48						11	2	
		95-	L					<b>655-002</b>		22	33		81	94		78			540	s10	
		95-	R					<b>655-003</b>		22	33		81	94		78			774	s10	
1.9 TDi (66 kW) Eng. AHU/ ALE/ ALH		9/96-		•			<b>613-048</b>				22	83	79								
		9/96-		•			<b>607-009</b>		22	30	53	90	49						11	2	
		9/96-	L		•			<b>617-010B</b>			33		100								
		9/96-	L		•	M/T, Eng. ALH, Exc. Doppia Frizione/Double Clutch		<b>617-010C</b>			33		100								
		9/96-	R		•			<b>617-010A</b>			33		100								
		96-	L					<b>655-339</b>		22	33		90	100		78			532	s10	
		96-	R					<b>655-615</b>		22	33		90	100		78			769	s10	
<b>Caddy II (9U7) Pick-Up '95-'04</b>			L/R			NOTE	CIFAM ref.	ABS	A	B	C	D	E	F	H	I	L	M	Fig		
1.4 (44 kW) Eng. AEX/ AKV/ APQ		95-		•			<b>613-005</b>				20	68	80								
		95-		•			<b>607-021</b>		22	30	53	81	48						11	2	
1.4 (44 kW) Eng. AUD		95-		•			<b>613-005</b>				20	68	80								
		95-		•			<b>607-021</b>		22	30	53	81	48						11	2	
1.4 (55 kW) Eng. AUA		00-		•			<b>613-005</b>				20	68	80								
		00-		•			<b>607-021</b>		22	30	53	81	48						11	2	
1.6 (53-55 kW) Eng. 1F		95-		•			<b>613-135</b>				21	78	83								
		95-		•			<b>607-158</b>		22	22	47	83	56						11	2	
1.6 (55 kW) Eng. AEE		95-		•			<b>613-135</b>				21	78	83								
		95-		•			<b>607-158</b>		22	22	47	83	56						11	2	
1.7 SDi (42 kW) Eng. AHB		96-		•			<b>613-005</b>				20	68	80								
		96-		•			<b>607-021</b>		22	30	53	81	48						11	2	

























<b>Caddy III (2KA, KB) '04-</b>			L/R			NOTE	CIFAM ref.	ABS	A	B	C	D	E	F	H	I	L	M	Fig	
1.6 BiFuel (75 kW) Eng. CHGA		-5/11		•			<b>613-319</b>				26	87	117							
		6/11-		•			<b>613-320</b>				25	90	107							
		-5/11		•			<b>607-467</b>	36	30	59,5	90	40						13	2	
		6/11-		•			<b>607-463</b>	36	27	59,5	97,95	40,5						13	2	
1.6 TDi (55 kW) Eng. CAYE		10-		•			<b>613-320</b>				25	90	107							
		10-		•			<b>607-463</b>	36	27	59,5	97,95	40,5						13	2	
1.9 TDi (55 kW) Eng. BSU		05-		•			<b>613-320</b>				25	90	107							
		05-		•			<b>607-463</b>	36	27	59,5	97,95	40,5						13	2	
		05-			•	M/T, Exc. Doppia Frizione/Double Clutch	<b>617-010C</b>			33	100									
		04-	L			M/T	<b>655-883</b>	36			100	108	40,1				514,1	s10		
		04-	R			M/T	<b>655-884</b>	36			100	108	40,1				806,1	s10		
1.9 TDi (77 kW) Eng. BJB		04-		•			<b>613-320</b>				25	90	107							
		04-		•			<b>607-463</b>	36	27	59,5	97,95	40,5						13	2	
		04-			•	M/T, Exc. Doppia Frizione/Double Clutch	<b>617-010C</b>			33	100									
		04-	L			M/T	<b>655-883</b>	36			100	108	40,1				514,1	s10		
		04-	R			M/T	<b>655-884</b>	36			100	108	40,1				806,1	s10		
1.9 TDi 4motion (77 kW) Eng. BLS		08-			•	M/T, Exc. Doppia Frizione/Double Clutch	<b>617-010C</b>			33	100									
2.0 EcoFuel (80 kW) Eng. BSX		06-		•			<b>613-319</b>				26	87	117							
		06-		•			<b>607-467</b>	36	30	59,5	90	40						13	2	
2.0 SDi (51 kW) Eng. BDJ/ BST		04-		•			<b>613-319</b>				26	87	117							
		04-		•			<b>607-467</b>	36	30	59,5	90	40						13	2	
		04-			•	M/T, Exc. Doppia Frizione/Double Clutch	<b>617-010C</b>			33	100									
2.0 TDi 16v 4motion (103 kW) Eng. BMM/ CFHC		07-		•			<b>613-319</b>				26	87	117							
		07-		•			<b>607-467</b>	36	30	59,5	90	40						13	2	
2.0 TDi 4motion (81 kW) Eng. CFHF/ CLCA		10-		•			<b>613-320</b>				25	90	107							
		10-		•			<b>607-463</b>	36	27	59,5	97,95	40,5						13	2	
<b>Crafter (2E) '06-</b>			L/R			NOTE	CIFAM ref.	ABS	A	B	C	D	E	F	H	I	L	M	Fig	
2.5 TDi (65 kW) Eng. BJJ		06-		•			<b>613-332</b>				26	86	138							
		06-		•			<b>607-478</b>	38	27	63	100	53,5						11	1	

## VOLKSWAGEN LCV

<b>Fox Van II '05-</b>			L/R			NOTE	CIFAM ref.	ABS	A	B	C	D	E	F	H	I	L	M	Fig
1.4 TDi (51 kW) Eng. BNM		05-		•		+SE	613-283				26	87	117						
		05-		•		+SE	613-368				26	87	117						
		05-		•		+SE	607-414		36	30	52	90	43,5					11	2
		05-		•		+SE	607-533		36	30	51,6	89,8	42,8					11a	2
<b>Multivan V (7HM) '03-</b>			L/R			NOTE	CIFAM ref.	ABS	A	B	C	D	E	F	H	I	L	M	Fig
1.9 TDi (77 kW) Eng. AXB		4/03-		•			613-332				26	86	138						
		4/03-		•			607-478		38	27	63	100	53,5					11	1
2.0 (85 kW) Eng. AXA		4/03-		•			613-332				26	86	138						
		4/03-		•			607-478		38	27	63	100	53,5					11	1
2.0 BiTDi, 4motion (132 kW) Eng. CFCA		09-		•			613-507				30,5	104	125						
		09-		•			607-479		38	29	63	106	53					11	1
2.0 TDi (62 kW) Eng. CAAA		09-		•			613-332				26	86	138						
		09-		•			607-478		38	27	63	100	53,5					11	1
2.0 TDi (75 kW) Eng. CAAB		09-		•			613-332				26	86	138						
		09-		•			607-478		38	27	63	100	53,5					11	1
2.0 TDi, 4motion (100 kW) Eng. CAAE/ CCHB		10-		•			613-507				30,5	104	125						
		10-		•			607-479		38	29	63	106	53					11	1
2.0 TDi, 4motion (103 kW) Eng. CAAC		09-		•			613-507				30,5	104	125						
		09-		•			607-479		38	29	63	106	53					11	1
2.5 TDi (120 kW) Eng. BLJ		03-		•			613-507				30,5	104	125						
		03-		•			607-479		38	29	63	106	53					11	1
2.5 TDi, 4motion (128 kW) Eng. AXE/ BPC		04-		•			613-507				30,5	104	125						
		04-		•			607-479		38	29	63	106	53					11	1
		04-	L		•		617-031			30		108	31,5						3
		04-	L				655-643		38	26		106	108		102,5	31,5	620	s8	
2.5 TDi, 4motion (96 kW) Eng. AXD/ BNZ		04-		•			613-507				30,5	104	125						
		04-		•			607-479		38	29	63	106	53					11	1
		04-	L		•		617-031			30		108	31,5						3
		04-	L				655-643		38	26		106	108		102,5	31,5	620	s8	














<b>Polo Van II (6NF) '94-</b>			L/R			NOTE	CIFAM ref.	ABS	A	B	C	D	E	F	H	I	L	M	Fig	
1.0 (33 kW) Eng. AAU		94-					<b>613-153</b>				20	68	80							
		94-					<b>607-190</b>		22	30	53	81	48						11	2
1.4 (44 kW) Eng. AEX/ AKV/ ANX/ APQ		98-					<b>613-153</b>				20	68	80							
		98-					<b>607-190</b>		22	30	53	81	48						11	2
1.7 SDi (44 kW) Eng. AKU		97-					<b>613-153</b>				20	68	80							
		97-					<b>607-190</b>		22	30	53	81	48						11	2
1.9 D (47 kW) Eng. AEF		94-					<b>613-153</b>				20	68	80							
		94-					<b>607-190</b>		22	30	53	81	48						11	2
1.9 SDi (47 kW) Eng. AGD		96-					<b>613-153</b>				20	68	80							
		96-					<b>607-190</b>		22	30	53	81	48						11	2
<b>Transporter II '67-'79</b>			L/R			NOTE	CIFAM ref.	ABS	A	B	C	D	E	F	H	I	L	M	Fig	
1.6 (34 kW) Eng. AF		67-70				M/T+A/T	<b>614-001</b>				21	100	100							
		67-70				M/T+A/T	<b>617-001</b>			33		100								
1.6 (37 kW) Eng. AD/ AH/ AS		68-79				M/T+A/T	<b>614-001</b>				21	100	100							
		68-79				M/T+A/T	<b>617-001</b>			33		100								
1.7 (48-49 kW) Eng. CA/ CB		8/71-12/73				M/T+A/T	<b>614-001</b>				21	100	100							
		8/71-12/73				M/T+A/T	<b>617-001</b>			33		100								
1.8 (50 kW) Eng. AP		11/73-7/75				M/T+A/T	<b>614-001</b>				21	100	100							
		11/73-7/75				M/T+A/T	<b>617-001</b>			33		100								
2.0 (51-52 kW) Eng. CJ/ GD/ GE		75-79				M/T+A/T	<b>614-001</b>				21	100	100							
		75-79				M/T+A/T	<b>617-001</b>			33		100								
<b>Transporter III '79-'92</b>			L/R			NOTE	CIFAM ref.	ABS	A	B	C	D	E	F	H	I	L	M	Fig	
1.6 (37 kW) Eng. CT		5/79-8/82				M/T+A/T	<b>614-001</b>				21	100	100							
		5/79-8/82				M/T+A/T	<b>617-001</b>			33		100								
		79-82	L/R			Ch 24D000001-24N020000	<b>655-001</b>			33		100	100					537	s11	
1.6 D (37 kW) Eng. CS		1/81-7/87				M/T	<b>614-001</b>				21	100	100							
		1/81-7/87				M/T	<b>617-001</b>			33		100								
		1/81-7/87	L/R			Ch 24D000001-	<b>655-001</b>			33		100	100					537	s11	














Transporter III '79-'92			L/R			NOTE	CIFAM ref.	ABS	A	B	C	D	E	F	H	I	L	M	Fig	
2.1 i (68 kW) Eng. SS		89-7/92		•	•	4WD, M/T+A/T	614-001				21	100	100							
		89-7/92		•	•	RWD, Ch 24F000001-24N015000	614-012				24	107,5	120							
		89-7/92		•	•	4WD, M/T+A/T	617-001			33		100								
		89-7/92		•	•	RWD, Ch 24F000001-24N015000	617-014			28		108								
		89-7/92	L/R			RWD, Ch 24F000001-24N015000	655-001			33		100	100					537	s11	
2.1, Syncro (64 kW) Eng. SR		86-7/92		•	•	4WD, M/T+A/T	614-001				21	100	100							
		86-7/92		•	•	RWD, Ch 24F000001-24N015000	614-012				24	107,5	120							
		86-7/92		•	•	4WD, M/T+A/T	617-001			33		100								
		86-7/92		•	•	RWD, Ch 24F000001-24N015000	617-014			28		108								
		86-7/92	L/R			RWD, Ch 24F000001-24N015000	655-001			33		100	100					537	s11	
2.1, Syncro (70 kW) Eng. MV		85-7/92		•	•	4WD, M/T+A/T	614-001				21	100	100							
		85-7/92		•	•	RWD, Ch 24F000001-24N015000	614-012				24	107,5	120							
		85-7/92		•	•	4WD, M/T+A/T	617-001			33		100								
		85-7/92		•	•	RWD, Ch 24F000001-24N015000	617-014			28		108								
		85-7/92	L/R			RWD, Ch 24F000001-24N015000	655-001			33		100	100					537	s11	
2.1, Syncro (82 kW) Eng. DJ		85-7/92		•	•	4WD, M/T+A/T	614-001				21	100	100							
		85-7/92		•	•	RWD, Ch 24F000001-24N015000	614-012				24	107,5	120							
		85-7/92		•	•	4WD, M/T+A/T	617-001			33		100								
		85-7/92		•	•	RWD, Ch 24F000001-24N015000	617-014			28		108								
		85-7/92	L/R			RWD, Ch 24F000001-24N015000	655-001			33		100	100					537	s11	
Transporter IV (70XA/B/C/D, DB, 7DW) '90-'03			L/R			NOTE	CIFAM ref.	ABS	A	B	C	D	E	F	H	I	L	M	Fig	
1.8 (49 kW) Eng. PD		12/90-7/92		•		+/-ABS, Ch 70M020359-70N200000	613-101				24	90	90							
		12/90-7/92			•	Ch 70M020359-70N200000	614-018				24	57	100							
		12/90-7/92		•		+ABS, Ch 70M020359-70N200000	607-124	48	38	33	60	98	34						13	2
		12/90-7/92		•		-ABS, Ch 70M020359-70N200000	607-123		38	33	60	98	34							13
		12/90-7/92			•	Ch 70M020359-70N200000	617-019			33		108								
		12/90-7/92	L/R			+ABS, M/T	655-359	48	38	33		98	108		34			528	s15	
12/90-7/92		L/R			-ABS, M/T	655-186		38	33		98	108		34			528	s14		




















# VOLKSWAGEN LCV

Transporter IV (70XA/B/C/D, DB, 7DW) '90-'03		L/R			NOTE	CIFAM ref.	ABS	A	B	C	D	E	F	H	I	L	M	Fig			
1.9 D (44-45 kW) Eng. 1X				●	+/-ABS, Ch 70S000001-70S061219	<b>613-145</b>				26	86	138									
				●	+ABS, Ch 70M000001-70R136290	<b>613-101</b>				24	90	90									
				●	-ABS, Ch 70M000001-70R136290	<b>613-101</b>				24	90	90									
					●	Ch 70S000001-70S061219	<b>614-022</b>				24	57	100								
					●	Ch 70M000001-70R136290	<b>614-018</b>				24	57	100								
					●	+ABS, Ch 70S000001-70S061219	<b>607-229</b>	48	38	27	60	98	34						13	2	
					●	-ABS, Ch 70S000001-70S061219	<b>607-230</b>		38	27	60	98	34						13	2	
					●	+ABS, Ch 70M000001-70R136290	<b>607-124</b>	48	38	33	60	98	34						13	2	
					●	-ABS, Ch 70M000001-70R136290	<b>607-123</b>		38	33	60	98	34						13	2	
					●	Ch 70S000001-70S061219	<b>617-024</b>			28		108									
					●	Ch 70M000001-70R136290	<b>617-019</b>			33		108									
			L/R			+ABS, M/T, Ch 70S000001-	<b>655-606</b>	48	38	28		98	108		34		528	s14			
			L/R			-ABS, Ch 70S000001-	<b>655-605</b>		38	28		98	110		34		528	s14			
			L/R			+ABS, M/T, Ch -70R136290	<b>655-359</b>	48	38	33		98	108		34		528	s15			
			L/R			-ABS, M/T, Ch -70R136290	<b>655-186</b>		38	33		98	108		34		528	s14			
	1.9 TD (50 kW) Eng. ABL				●	-ABS, Ch 70P032051-70R136290	<b>613-101</b>				24	90	90								
				●	+/-ABS, Ch 70S000001-	<b>613-145</b>				26	86	138									
					●	Ch 70P032051-70R136290	<b>614-018</b>				24	57	100								
					●	Ch 70S000001-	<b>614-022</b>				24	57	100								
					●	+ABS, Ch 70P032051-70R136290	<b>607-124</b>	48	38	33	60	98	34						13	2	
					●	-ABS, Ch 70P032051-70R136290	<b>607-123</b>		38	33	60	98	34						13	2	
					●	+ABS, Ch 70S000001-	<b>607-229</b>	48	38	27	60	98	34						13	2	
					●	-ABS, Ch 70S000001-	<b>607-230</b>		38	27	60	98	34						13	2	
					●	Ch 70P032051-70R136290	<b>617-019</b>			33		108									
					●	Ch 70S000001-	<b>617-024</b>			28		108									
			L/R			+ABS, M/T, Ch 70S000001-	<b>655-606</b>	48	38	28		98	108		34		528	s14			
			L/R			-ABS, Ch 70S000001-	<b>655-605</b>		38	28		98	110		34		528	s14			
		L/R			+ABS, M/T, Ch -70R136290	<b>655-359</b>	48	38	33		98	108		34		528	s15				
		L/R			-ABS, M/T, Ch -70R136290	<b>655-186</b>		38	33		98	108		34		528	s14				









Transporter IV (70XA/B/C/D, DB, 7DW) '90-'03			L/R			NOTE	CIFAM ref.	ABS	A	B	C	D	E	F	H	I	L	M	Fig		
2.0 (62 kW) Eng. AAC		7/94-		•		+/-ABS, Ch 70S000001-	<b>613-145</b>				26	86	138								
		9/90-7/94		•		+/-ABS, M/T+A/T, Ch 70M000001-70R136290	<b>613-101</b>				24	90	90								
		7/94-		•		Ch 70S000001-	<b>614-022</b>				24	57	100								
		9/90-7/94		•		M/T+A/T, Ch 70M000001-70R136290	<b>614-018</b>				24	57	100								
		7/94-		•		+ABS, Ch 70S000001-	<b>607-229</b>	48	38	27	60	98	34						13	2	
		7/94-		•		-ABS, Ch 70S000001-	<b>607-230</b>		38	27	60	98	34						13	2	
		9/90-7/94		•		+ABS, Ch 70M000001-70R136290	<b>607-124</b>	48	38	33	60	98	34						13	2	
		9/90-7/94		•		-ABS, M/T+A/T, Ch 70M000001-70R136290	<b>607-123</b>		38	33	60	98	34							13	2
			7/94-		•		Ch 70S000001-	<b>617-024</b>			28		108								
			9/90-7/94		•		M/T+A/T, Ch 70M000001-70R136290	<b>617-019</b>			33		108								
		8/94-	L/R			+ABS, M/T, Ch 70S000001-	<b>655-606</b>	48	38	28		98	108		34			528	s14		
		8/94-	L/R			-ABS, M/T, Ch 70S000001-	<b>655-605</b>		38	28		98	110		34			528	s14		
		9/90-7/94	L/R			+ABS, M/T, Ch -70R136290	<b>655-359</b>	48	38	33		98	108		34			528	s15		
		9/90-7/94	L/R			-ABS, M/T, Ch -70R136290	<b>655-186</b>		38	33		98	108		34			528	s14		
2.4 D (55 kW) Eng. AJA		97-		•		+/-ABS	<b>613-145</b>				26	86	138								
		97-		•		+ABS	<b>607-229</b>	48	38	27	60	98	34						13	2	
		97-		•		-ABS	<b>607-230</b>		38	27	60	98	34						13	2	



















## VOLKSWAGEN LCV

Transporter IV (70XA/B/C/D, DB, 7DW) '90-'03		L/R			NOTE	CIFAM ref.	ABS	A	B	C	D	E	F	H	I	L	M	Fig		
2.4 D, Syncro (57 kW) Eng. AAB		7/94-	●		+/-ABS, M/T+A/T, Ch 70S000001-	<b>613-145</b>				26	86	138								
		9/90-7/94	●		+ABS, M/T+A/T, Ch 70M000001-70R136290	<b>613-101</b>				24	90	90								
		7/94-	●		M/T+A/T, Ch 70S000001-	<b>614-022</b>				24	57	100								
		9/90-7/94	●		A/T, Ch 70M000001-70R136290	<b>614-018</b>				24	57	100								
		7/94-	●		+ABS, M/T+A/T, Ch 70S000001-	<b>607-229</b>	48	38	27	60	98	34						13	2	
		7/94-	●		-ABS, M/T+A/T, Ch 70S000001-	<b>607-230</b>		38	27	60	98	34						13	2	
		9/90-7/94	●		M/T+A/T, Ch 70M000001-70R136290	<b>607-123</b>		38	33	60	98	34						13	2	
		9/90-7/94	●		+ABS, M/T+A/T, Ch 70M000001-70R136290	<b>607-124</b>	48	38	33	60	98	34						13	2	
			7/94-	●		M/T+A/T, Ch 70S000001-	<b>617-024</b>			28		108								
			9/90-7/94	●		A/T, Ch 70M000001-70R136290	<b>617-019</b>			33		108								
		8/94-	L/R		+ABS, FWD, M/T, Ch 70S000001-	<b>655-606</b>	48	38	28		98	108		34			528	s14		
		8/94-	L/R		+ABS, FWD, M/T, Ch 70T200001-	<b>655-757</b>	48	38			98	108		34			536	s14		
		8/94-	L/R		-ABS, FWD, M/T, Ch 70S000001-	<b>655-605</b>		38	28		98	110		34			528	s14		
		8/94-	L/R		-ABS, FWD, M/T, Ch 70T200001-	<b>655-755</b>		38			98	108		34			536	s14		
		8/94-	R		+ABS, FWD, A/T, Ch 70T199999	<b>655-606</b>	48	38	28		98	108		34			528	s14		
		8/94-	R		-ABS, FWD, A/T, Ch -70T199999	<b>655-605</b>		38	28		98	110		34			528	s14		
		9/90-7/94	L/R		+ABS, FWD, M/T, Ch -70R136290	<b>655-359</b>	48	38	33		98	108		34			528	s15		
		9/90-7/94	L/R		-ABS, FWD, M/T, Ch -70R136290	<b>655-186</b>		38	33		98	108		34			528	s14		
		90-	L		+ABS, FWD, A/T, Ch -70R136290	<b>655-750</b>	48	38			98	108		34			517	s14		
		90-	L		-ABS, FWD, A/T, Ch -70R136290	<b>655-749</b>		38			98	108		34			517	s14		
90-7/94		R		+ABS, FWD, A/T, Ch -70R136290	<b>655-359</b>	48	38	33		98	108		34			528	s15			
90-7/94		R		-ABS, FWD, A/T, Ch -70R136290	<b>655-186</b>		38	33		98	108		34			528	s14			





















Transporter IV (70XA/B/C/D, DB, 7DW) '90-'03			L/R			NOTE	CIFAM ref.	ABS	A	B	C	D	E	F	H	I	L	M	Fig	
2.5 (81 kW) Eng. AAF/ ACU		7/94-		●		+/-ABS, FWD, M/T+A/T, Ch 70S000001-	<b>613-145</b>				26	86	138							
		9/90-7/94		●		+/-ABS, M/T+A/T, Ch 70M000001-70R136290	<b>613-101</b>				24	90	90							
		7/94-		●		FWD, M/T+A/T, Ch 70S000001-	<b>614-022</b>				24	57	100							
		9/90-7/94		●		M/T+A/T, Ch 70M000001-70R136290	<b>614-018</b>				24	57	100							
		7/94-		●		+ABS, FWD, M/T+A/T, Ch 70S000001-	<b>607-229</b>	48	38	27	60	98	34						13	2
		7/94-		●		-ABS, FWD, M/T+A/T, Ch 70S000001-	<b>607-230</b>		38	27	60	98	34						13	2
		9/90-7/94		●		+ABS, M/T+A/T, Ch 70M000001-70R136290	<b>607-124</b>	48	38	33	60	98	34						13	2
		9/90-7/94		●		-ABS, M/T+A/T, Ch 70M000001-70R136290	<b>607-123</b>		38	33	60	98	34						13	2
		7/94-		●		FWD, M/T+A/T, Ch 70S000001-	<b>617-024</b>			28		108								
		9/90-7/94		●		M/T+A/T, Ch 70M000001-70R136290	<b>617-019</b>			33		108								
		8/94-	L/R			+ABS, M/T, Ch 70S000001-	<b>655-606</b>	48	38	28		98	108		34			528	s14	
		8/94-	L/R			+ABS, FWD, M/T, Ch 70T200001-	<b>655-757</b>	48	38			98	108		34			536	s14	
		8/94-	L/R			-ABS, M/T, Ch 70S000001-	<b>655-605</b>		38	28		98	110		34			528	s14	
		8/94-	L/R			-ABS, FWD, M/T, Ch 70T200001-	<b>655-755</b>		38			98	108		34			536	s14	
		8/94-	R			+ABS, A/T, Ch 70T199999	<b>655-606</b>	48	38	28		98	108		34			528	s14	
		8/94-	R			-ABS, A/T, Ch -70T199999	<b>655-605</b>		38	28		98	110		34			528	s14	
		9/90-7/94	L/R			+ABS, M/T, Ch -70R136290	<b>655-359</b>	48	38	33		98	108		34			528	s15	
		9/90-7/94	L/R			-ABS, M/T, Ch -70R136290	<b>655-186</b>		38	33		98	108		34			528	s14	
		90-	L			+ABS, A/T, Ch -70R136290	<b>655-750</b>	48	38			98	108		34			517	s14	
		90-	L			-ABS, A/T, Ch -70R136290	<b>655-749</b>		38			98	108		34			517	s14	
90-7/94		R			+ABS, A/T, Ch -70R136290	<b>655-359</b>	48	38	33		98	108		34			528	s15		
90-7/94		R			-ABS, A/T, Ch -70R136290	<b>655-186</b>		38	33		98	108		34			528	s14		
































# VOLKSWAGEN LCV

Transporter IV (70XA/B/C/D, DB, 7DW) '90-'03		L/R			NOTE	CIFAM ref.	ABS	A	B	C	D	E	F	H	I	L	M	Fig		
2.5 (81 kW) Eng. AEN/ AEU		7/94-		•	+/-ABS, FWD, M/T+A/T, Ch 70S000001-	<b>613-145</b>				26	86	138								
		9/90-7/94		•	+/-ABS, M/T+A/T, Ch 70M000001-70R136290	<b>613-101</b>				24	90	90								
		7/94-		•	FWD, M/T+A/T, Ch 70S000001-	<b>614-022</b>				24	57	100								
		9/90-7/94		•	M/T+A/T, Ch 70M000001-70R136290	<b>614-018</b>				24	57	100								
		7/94-		•	+ABS, FWD, M/T+A/T, Ch 70S000001-	<b>607-229</b>	48	38	27	60	98	34						13	2	
		7/94-		•	-ABS, FWD, M/T+A/T, Ch 70S000001-	<b>607-230</b>		38	27	60	98	34						13	2	
		9/90-7/94		•	+ABS, M/T+A/T, Ch 70M000001-70R136290	<b>607-124</b>	48	38	33	60	98	34						13	2	
		9/90-7/94		•	-ABS, M/T+A/T, Ch 70M000001-70R136290	<b>607-123</b>		38	33	60	98	34						13	2	
		7/94-		•	FWD, M/T+A/T, Ch 70S000001-	<b>617-024</b>			28		108									
		9/90-7/94		•	M/T+A/T, Ch 70M000001-70R136290	<b>617-019</b>			33		108									
		8/94-	L/R		+ABS, M/T, Ch 70S000001-	<b>655-606</b>	48	38	28		98	108		34			528	s14		
		8/94-	L/R		+ABS, FWD, M/T, Ch 70T200001-	<b>655-757</b>	48	38			98	108		34			536	s14		
		8/94-	L/R		-ABS, M/T, Ch 70S000001-	<b>655-605</b>		38	28		98	110		34			528	s14		
		8/94-	L/R		-ABS, FWD, M/T, Ch 70T200001-	<b>655-755</b>		38			98	108		34			536	s14		
		8/94-	R		+ABS, A/T, Ch 70T199999	<b>655-606</b>	48	38	28		98	108		34			528	s14		
		8/94-	R		-ABS, A/T, Ch -70T199999	<b>655-605</b>		38	28		98	110		34			528	s14		
		9/90-7/94	L/R		+ABS, M/T, Ch -70R136290	<b>655-359</b>	48	38	33		98	108		34			528	s15		
		9/90-7/94	L/R		-ABS, M/T, Ch -70R136290	<b>655-186</b>		38	33		98	108		34			528	s14		
		90-	L		+ABS, A/T, Ch -70R136290	<b>655-750</b>	48	38			98	108		34			517	s14		
		90-	L		-ABS, A/T, Ch -70R136290	<b>655-749</b>		38			98	108		34			517	s14		
90-7/94		R		+ABS, A/T, Ch -70R136290	<b>655-359</b>	48	38	33		98	108		34			528	s15			
90-7/94		R		-ABS, A/T, Ch -70R136290	<b>655-186</b>		38	33		98	108		34			528	s14			





































Transporter IV (70XA/B/C/D, DB, 7DW) '90-'03		L/R			NOTE	CIFAM ref.	ABS	A	B	C	D	E	F	H	I	L	M	Fig	
2.5 Syncro (81 kW) Eng. AAF/ ACU		7/94-		●	+/-ABS, FWD, M/T+A/T, Ch 70S000001-	613-145				26	86	138							
		7/94-		●	FWD, M/T+A/T, Ch 70S000001-	614-022				24	57	100							
		7/94-		●	+ABS, FWD, M/T+A/T, Ch 70S000001-	607-229	48	38	27	60	98	34						13	2
		7/94-		●	-ABS, FWD, M/T+A/T, Ch 70S000001-	607-230		38	27	60	98	34						13	2
		7/94-		●	FWD, M/T+A/T, Ch 70S000001-	617-024			28		108								
		8/94-	L/R			+ABS, FWD, M/T, Ch 70T200001-	655-757	48	38			98	108		34		536	s14	
		8/94-	L/R			-ABS, FWD, M/T, Ch 70T200001-	655-755		38			98	108		34		536	s14	
		8/94-	R			+ABS, FWD, A/T, Ch 70T199999	655-606	48	38	28		98	108		34		528	s14	
		8/94-	R			-ABS, FWD, A/T, Ch -70T199999	655-605		38	28		98	110		34		528	s14	
		90-	L			+ABS, FWD, A/T, Ch -70R136290	655-750	48	38			98	108		34		517	s14	
		90-	L			-ABS, FWD, A/T, Ch -70R136290	655-749		38			98	108		34		517	s14	
		90-7/94	R			+ABS, FWD, A/T, Ch -70R136290	655-359	48	38	33		98	108		34		528	s15	
		90-7/94	R			-ABS, FWD, A/T, Ch -70R136290	655-186		38	33		98	108		34		528	s14	
	2.5 Syncro (81 kW) Eng. AEN/ AEU		7/94-		●	+/-ABS, FWD, M/T+A/T, Ch 70S000001-	613-145				26	86	138						
		7/94-		●	FWD, M/T+A/T, Ch 70S000001-	614-022				24	57	100							
		7/94-		●	+ABS, FWD, M/T+A/T, Ch 70S000001-	607-229	48	38	27	60	98	34						13	2
		7/94-		●	-ABS, FWD, M/T+A/T, Ch 70S000001-	607-230		38	27	60	98	34						13	2
		7/94-		●	FWD, M/T+A/T, Ch 70S000001-	617-024			28		108								
		8/94-	L/R			+ABS, FWD, M/T, Ch 70T200001-	655-757	48	38			98	108		34		536	s14	
		8/94-	L/R			-ABS, FWD, M/T, Ch 70T200001-	655-755		38			98	108		34		536	s14	
		8/94-	R			+ABS, FWD, A/T, Ch 70T199999	655-606	48	38	28		98	108		34		528	s14	
		8/94-	R			-ABS, FWD, A/T, Ch -70T199999	655-605		38	28		98	110		34		528	s14	
		90-	L			+ABS, FWD, A/T, Ch -70R136290	655-750	48	38			98	108		34		517	s14	
		90-	L			-ABS, FWD, A/T, Ch -70R136290	655-749		38			98	108		34		517	s14	
		90-7/94	R			+ABS, FWD, A/T, Ch -70R136290	655-359	48	38	33		98	108		34		528	s15	
		90-7/94	R			-ABS, FWD, A/T, Ch -70R136290	655-186		38	33		98	108		34		528	s14	
2.5 Syncro (85 kW) Eng. AET/ APL/ AVT			96-		●	+/-ABS, FWD, M/T+A/T, Ch 70S000001-	613-145				26	86	138						
		96-		●	FWD, M/T+A/T, Ch 70S000001-	614-022				24	57	100							
		96-		●	+ABS, FWD, M/T+A/T, Ch 70S000001-	607-229	48	38	27	60	98	34						13	2
		96-		●	-ABS, FWD, M/T+A/T, Ch 70S000001-	607-230		38	27	60	98	34						13	2
		96-		●	FWD, M/T+A/T, Ch 70S000001-	617-024			28		108								
		96-	L/R			+ABS, FWD, M/T, Ch 70T200001-	655-757	48	38			98	108		34		536	s14	
96-		L/R			-ABS, FWD, M/T, Ch 70T200001-	655-755		38			98	108		34		536	s14		

























## VOLKSWAGEN LCV


























Transporter IV (70XA/B/C/D, DB, 7DW) '90-'03		L/R			NOTE	CIFAM ref.	ABS	A	B	C	D	E	F	H	I	L	M	Fig		
2.5 TDi (111 kW) Eng. AHY/ AXG		98-		●	+/-ABS	<b>613-145</b>				26	86	138								
		98-		●	+ABS	<b>607-229</b>	48	38	27	60	98	34					13	2		
		98-		●	-ABS	<b>607-230</b>		38	27	60	98	34						13	2	
		98-	L/R			+ABS, M/T	<b>655-608</b>	48	38			98			34		550	s14		
2.5 TDi (65 kW) Eng. AJT/ AYY		98-		●	+/-ABS, M/T+A/T	<b>613-145</b>				26	86	138								
		98-		●	M/T+A/T	<b>614-022</b>				24	57	100								
		98-		●	+ABS, M/T+A/T	<b>607-229</b>	48	38	27	60	98	34						13	2	
		98-		●	-ABS, M/T+A/T	<b>607-230</b>		38	27	60	98	34							13	2
		98-		●	M/T+A/T	<b>617-024</b>			28		108									
2.5 TDi (75 kW) Eng. ACV/ AUF/ AYC		95-		●	+/-ABS, M/T+A/T, Ch 70S061220-	<b>613-145</b>				26	86	138								
		95-		●	M/T+A/T, Ch 70S061220-	<b>614-022</b>				24	57	100								
		95-		●	+ABS, M/T+A/T, Ch 70S061220-	<b>607-229</b>	48	38	27	60	98	34						13	2	
		95-		●	-ABS, M/T+A/T, Ch 70S061220-	<b>607-230</b>		38	27	60	98	34							13	2
		95-		●	M/T+A/T, Ch 70S061220-	<b>617-024</b>			28		108									
		95-	L			+ABS, A/T, Ch -70T199999	<b>655-750</b>	48	38			98	108		34		517	s14		
		95-	L			-ABS, A/T, Ch -70T199999	<b>655-749</b>		38			98	108		34		517	s14		
		95-	L/R			+ABS, M/T	<b>655-606</b>	48	38	28		98	108		34		528	s14		
		95-	L/R			+ABS, FWD, M/T, Ch 70T200001-	<b>655-757</b>	48	38			98	108		34		536	s14		
		95-	L/R			-ABS, M/T	<b>655-605</b>		38	28		98	110		34		528	s14		
		95-	L/R			-ABS, FWD, M/T, Ch 70T200001-	<b>655-755</b>		38			98	108		34		536	s14		
		95-	R			+ABS, A/T, Ch -70T199999	<b>655-606</b>	48	38	28		98	108		34		528	s14		
	95-	R			-ABS, A/T, Ch -70T199999	<b>655-605</b>		38	28		98	110		34		528	s14			
2.5 TDi Syncro (75 kW) Eng. ACV/ AXL		1/95-		●	+/-ABS, FWD, M/T+A/T, Ch 70S061220-	<b>613-145</b>				26	86	138								
		1/95-		●	FWD, M/T+A/T, Ch 70S061220-	<b>614-022</b>				24	57	100								
		1/95-		●	+ABS, FWD, M/T+A/T, Ch 70S061220-	<b>607-229</b>	48	38	27	60	98	34						13	2	
		1/95-		●	-ABS, FWD, M/T+A/T, Ch 70S061220-	<b>607-230</b>		38	27	60	98	34							13	2
		1/95-		●	FWD, M/T+A/T, Ch 70S061220-	<b>617-024</b>			28		108									
		95-	L			+ABS, FWD, A/T, Ch -70T199999	<b>655-750</b>	48	38			98	108		34		517	s14		
		95-	L			-ABS, FWD, A/T, Ch -70T199999	<b>655-749</b>		38			98	108		34		517	s14		
		95-	L/R			+ABS, FWD, M/T, Ch 70T200001-	<b>655-757</b>	48	38			98	108		34		536	s14		
		95-	L/R			-ABS, FWD, M/T, Ch 70T200001-	<b>655-755</b>		38			98	108		34		536	s14		
		95-	R			+ABS, FWD, A/T, Ch 70T199999	<b>655-606</b>	48	38	28		98	108		34		528	s14		
95-	R			-ABS, FWD, A/T, Ch -70T199999	<b>655-605</b>		38	28		98	110		34		528	s14				






















Transporter IV (70XA/B/C/D, DB, 7DW) '90-'03			L/R			NOTE	CIFAM ref.	ABS	A	B	C	D	E	F	H	I	L	M	Fig
2.8 VR6 (103 kW) Eng. AES		95-	L/R			+ABS, FWD, M/T, Ch 70T200001-	655-757	48	38			98	108		34			536	s14
		95-	L/R			-ABS, FWD, M/T, Ch 70T200001-	655-755		38			98	108		34			536	s14
Transporter V (7HA/B/H/J, JD/E/L) '03-			L/R			NOTE	CIFAM ref.	ABS	A	B	C	D	E	F	H	I	L	M	Fig
1.9 TDi (63 kW) Eng. AXC		4/03-			•		613-332				26	86	138						
		4/03-			•		607-478	38	27	63	100	53,5						11	1
1.9 TDi (77 kW) Eng. AXB		03-			•		613-332				26	86	138						
		03-			•		607-478	38	27	63	100	53,5						11	1
2.0 (85 kW) Eng. AXA		4/03-			•		613-332				26	86	138						
		4/03-			•		607-478	38	27	63	100	53,5						11	1
2.0 BiTDi, 4motion (132 kW) Eng. CFCA		09-			•		613-507				30,5	104	125						
		09-			•		607-479	38	29	63	106	53						11	1
2.0 TDi (62 kW) Eng. CAAA		09-			•		613-332				26	86	138						
		09-			•		607-478	38	27	63	100	53,5						11	1
2.0 TDi (75 kW) Eng. CAAB		09-			•		613-332				26	86	138						
		09-			•		607-478	38	27	63	100	53,5						11	1
2.0 TDi, 4motion (100 kW) Eng. CAAE/ CCHB		10-			•		613-507				30,5	104	125						
		10-			•		607-479	38	29	63	106	53						11	1
2.0 TDi, 4motion (103 kW) Eng. CAAC		09-			•		613-507				30,5	104	125						
		09-			•		607-479	38	29	63	106	53						11	1
2.5 TDi, 4motion (128 kW) Eng. AXE/ BPC		4/03-			•		613-507				30,5	104	125						
		4/03-			•		607-479	38	29	63	106	53						11	1
		03-	L		•		617-031		30		108	31,5							3
		03-	L				655-643	38	26		106	108		102,5	31,5	620	s8		
2.5 TDi, 4motion (96 kW) Eng. AXD/ BNZ		4/03-			•		613-507				30,5	104	125						
		4/03-			•		607-479	38	29	63	106	53						11	1
		03-	L		•		617-031		30		108	31,5							3
		03-	L				655-643	38	26		106	108		102,5	31,5	620	s8		

























































<b>340-360 (343, 345, 344) '75-'91</b>			L/R 		NOTE	CIFAM ref.	ABS	A	B	C	D	E	F	H	I	L	M	Fig	
2.0 (65-66-68-70 kW) Eng. B19A		80-84		•	•	M/T	<b>614-017</b>				23	52	75						
		80-84		•	•	M/T	<b>617-018</b>			24		94							
2.0 (75-77 kW) Eng. B200K		84-87		•	•	M/T	<b>614-017</b>				23	52	75						
		84-87		•	•	M/T	<b>617-018</b>			24		94							
2.0 (80-81-82 kW) Eng. B200F/ EA		88-89		•	•	M/T	<b>614-017</b>				23	52	75						
		88-89		•	•	M/T	<b>617-018</b>			24		94							
2.0 (83-85 kW) Eng. B19E		82-84		•	•	M/T	<b>614-017</b>				23	52	75						
		82-84		•	•	M/T	<b>617-018</b>			24		94							
2.0 (85-87 kW) Eng. B200E		84-86		•	•	M/T	<b>614-017</b>				23	52	75						
		84-86		•	•	M/T	<b>617-018</b>			24		94							
<b>440 K (445) '88-'96</b>			L/R 		NOTE	CIFAM ref.	ABS	A	B	C	D	E	F	H	I	L	M	Fig	
1.7 (64 kW) Eng. B18K/ KP		8/88-12/96		•		-ABS, M/T+A/T	<b>613-200</b>				20	78	103						
		8/88-12/96		•		+ABS, M/T	<b>607-272</b>	44	22	22	50	81	52,5					11	3
		8/88-12/96		•		-ABS, M/T	<b>607-273</b>		22	22	50	81	53					11	3
1.7 (70 kW) Eng. B18F		8/88-		•		+/-ABS, M/T	<b>613-200</b>				20	78	103						
		8/88-		•		+ABS, M/T	<b>607-272</b>	44	22	22	50	81	52,5					11	3
		8/88-		•		-ABS, M/T	<b>607-273</b>		22	22	50	81	53					11	3
1.7 (75 kW) Eng. B18FP		89-12/96		•		+/-ABS, M/T	<b>613-200</b>				20	78	103						
		89-12/96		•		+ABS, M/T	<b>607-272</b>	44	22	22	50	81	52,5					11	3
		89-12/96		•		-ABS, M/T	<b>607-273</b>		22	22	50	81	53					11	3
1.7 (75-78 kW) Eng. B18EP		8/88-12/96		•		+/-ABS, M/T	<b>613-200</b>				20	78	103						
		8/88-12/96		•		+ABS, M/T	<b>607-272</b>	44	22	22	50	81	52,5					11	3
		8/88-12/96		•		-ABS, M/T	<b>607-273</b>		22	22	50	81	53					11	3
1.7 T. (88-90 kW) Eng. B18FT		88-96		•		+/-ABS	<b>613-254</b>				22	83	79						
		88-96		•		+ABS	<b>607-376</b>	44	22	25	50	90	52,8					11	3
		88-96		•		-ABS	<b>607-369</b>		22	25	50,2	90,3	53					11	3
1.8 (66 kW) Eng. B18U		8/91-7/96		•		+/-ABS, M/T	<b>613-200</b>				20	78	103						
		8/91-7/96		•		+ABS, M/T	<b>607-272</b>	44	22	22	50	81	52,5					11	3
		8/91-7/96		•		-ABS, M/T	<b>607-273</b>		22	22	50	81	53					11	3
1.9 TD (66 kW) Eng. D19T		94-96		•		+/-ABS	<b>613-254</b>				22	83	79						
		94-96		•		+ABS	<b>607-376</b>	44	22	25	50	90	52,8					11	3
		94-96		•		-ABS	<b>607-369</b>		22	25	50,2	90,3	53					11	3

440 K (445) '88-'96			L/R			NOTE	CIFAM ref.	ABS	A	B	C	D	E	F	H	I	L	M	Fig	
2.0 (80-81 kW) Eng. B20F		8/92-7/96	•			+/-ABS, A/T	613-200				20	78	103							
		8/92-7/96	•			+/-ABS, M/T	613-254				22	83	79							
		8/92-7/96	•				+ABS, A/T	607-272	44	22	22	50	81	52,5					11	3
		8/92-7/96	•				+ABS, M/T	607-376	44	22	25	50	90	52,8					11	3
		8/92-7/96	•				-ABS, A/T	607-273		22	22	50	81	53					11	3
		8/92-7/96	•				-ABS, M/T	607-369		22	25	50,2	90,3	53					11	3
460 L (464) '88-'96			L/R			NOTE	CIFAM ref.	ABS	A	B	C	D	E	F	H	I	L	M	Fig	
1.6 (44-61 kW) Eng. B16/ A/ B/ F		89-92	•			+/-ABS, M/T	613-200				20	78	103							
		89-92	•			+ABS, M/T	607-272	44	22	22	50	81	52,5					11	3	
		89-92	•			-ABS, M/T	607-273		22	22	50	81	53					11	3	
1.7 (64 kW) Eng. B18KP		8/88-7/96	•			+/-ABS, M/T	613-200				20	78	103							
		8/88-7/96	•			+ABS, M/T	607-272	44	22	22	50	81	52,5					11	3	
		8/88-7/96	•			-ABS, M/T	607-273		22	22	50	81	53					11	3	
1.7 (66 kW) Eng. B18KP		90-96	•			+/-ABS, M/T	613-200				20	78	103							
		90-96	•			+ABS, M/T	607-272	44	22	22	50	81	52,5					11	3	
		90-96	•			-ABS, M/T	607-273		22	22	50	81	53					11	3	
1.7 (70-75-78 kW) Eng. B18EP		89-92	•			+/-ABS, M/T	613-200				20	78	103							
		89-92	•			+ABS, M/T	607-272	44	22	22	50	81	52,5					11	3	
		89-92	•			-ABS, M/T	607-273		22	22	50	81	53					11	3	
1.7 T. (88 kW) Eng. B18FT		89-96	•			+/-ABS	613-254				22	83	79							
		89-96	•			+ABS	607-376	44	22	25	50	90	52,8					11	3	
		89-96	•			-ABS	607-369		22	25	50,2	90,3	53					11	3	
1.7 T. (90 kW) Eng. B18FT		91-96	•			+/-ABS	613-254				22	83	79							
		91-96	•			+ABS	607-376	44	22	25	50	90	52,8					11	3	
		91-96	•			-ABS	607-369		22	25	50,2	90,3	53					11	3	
1.8 (66 kW) Eng. B18U		91-96	•			+/-ABS, M/T	613-200				20	78	103							
		91-96	•			+ABS, M/T	607-272	44	22	22	50	81	52,5					11	3	
		91-96	•			-ABS, M/T	607-273		22	22	50	81	53					11	3	
1.9 TD (66 kW) Eng. D19T		94-96	•			+/-ABS	613-254				22	83	79							
		94-96	•			+ABS	607-376	44	22	25	50	90	52,8					11	3	
		94-96	•			-ABS	607-369		22	25	50,2	90,3	53					11	3	


































<b>460 L (464) '88-'96</b>			L/R			NOTE	CIFAM ref.	ABS	A	B	C	D	E	F	H	I	L	M	Fig	
2.0 (80-81 kW) Eng. B20F		8/92-7/96		•		+/-ABS, A/T	<b>613-200</b>				20	78	103							
		8/92-7/96		•		+/-ABS, M/T	<b>613-254</b>				22	83	79							
		8/92-7/96		•			+ABS, A/T	<b>607-272</b>	44	22	22	50	81	52,5					11	3
		8/92-7/96		•			+ABS, M/T	<b>607-376</b>	44	22	25	50	90	52,8					11	3
		8/92-7/96		•			-ABS, A/T	<b>607-273</b>		22	22	50	81	53					11	3
		8/92-7/96		•			-ABS, M/T	<b>607-369</b>		22	25	50,2	90,3	53					11	3
<b>480 E '86-'96</b>			L/R			NOTE	CIFAM ref.	ABS	A	B	C	D	E	F	H	I	L	M	Fig	
1.7 (70 kW) Eng. B18F		87-89		•		+/-ABS, M/T	<b>613-200</b>				20	78	103							
		87-89		•		+ABS, M/T	<b>607-272</b>	44	22	22	50	81	52,5					11	3	
		87-89		•			-ABS, M/T	<b>607-273</b>		22	22	50	81	53					11	3
1.7 (75 kW) Eng. B18EP		89-96		•		+/-ABS, M/T	<b>613-200</b>				20	78	103							
		89-96		•		+ABS, M/T	<b>607-272</b>	44	22	22	50	81	52,5					11	3	
		89-96		•			-ABS, M/T	<b>607-273</b>		22	22	50	81	53					11	3
1.7 (78-80 kW) Eng. B18E		86-89		•		+/-ABS, M/T	<b>613-200</b>				20	78	103							
		86-89		•		+ABS, M/T	<b>607-272</b>	44	22	22	50	81	52,5					11	3	
		86-89		•			-ABS, M/T	<b>607-273</b>		22	22	50	81	53					11	3
1.7 T. (88-90 kW) Eng. B18FT		87-96		•		+/-ABS	<b>613-254</b>				22	83	79							
		87-96		•		+ABS	<b>607-376</b>	44	22	25	50	90	52,8					11	3	
		87-96		•			-ABS	<b>607-369</b>		22	25	50,2	90,3	53					11	3
<b>850 (LS, LW), SW '91-'96</b>			L/R			NOTE	CIFAM ref.	ABS	A	B	C	D	E	F	H	I	L	M	Fig	
2.0 (93 kW) Eng. B5202S		94-96		•		+ABS	<b>613-110</b>				25	90	107							
		94-96		•		+ABS	<b>607-133</b>	48	26	25	56,6	90	50,5					11	3	
		94-96	L				+ABS	<b>655-459</b>	48	26	25	26	90	94		97	84	579		
		94-96	R				+ABS	<b>655-460</b>	48	26	25	26	90	102		97	507	1028		
2.0 20v (105 kW) Eng. B5204F		91-96		•		+ABS	<b>613-110</b>				25	90	107							
		91-96		•		+ABS	<b>607-133</b>	48	26	25	56,6	90	50,5					11	3	
		6/91-	L				+ABS	<b>655-459</b>	48	26	25	26	90	94		97	84	579		
		6/91-	R				+ABS	<b>655-460</b>	48	26	25	26	90	102		97	507	1028		

850 (LS, LW), SW '91-'96		L/R			NOTE	CIFAM ref.	ABS	A	B	C	D	E	F	H	I	L	M	Fig		
2.0 T. (155 kW) Eng. B5204T/ FT		93-96		●	+ABS, M/T+A/T	613-253				24	90	83								
		93-96		●	+ABS, M/T+A/T	607-368	48	26	28	56,7	98,2	51,8						11	3	
		93-	L			+ABS	655-463	48	26	28	26	98	94		98	84	579	s9		
		93-	L			-ABS	655-461		26	28	26	98	94		98	84	579	s9		
		93-	R			+ABS	655-464	48	26	28	26	98	102		98	507	1030	s4		
		93-	R			-ABS	655-462		26	28	26	98	102		98	507	1030	s4		
2.3 T5 (166 kW) Eng. B5234FT		93-96		●	+ABS, M/T+A/T	613-253				24	90	83								
		93-96		●	+ABS, M/T+A/T	607-368	48	26	28	56,7	98,2	51,8						11	3	
		93-	L			+ABS	655-463	48	26	28	26	98	94		98	84	579	s9		
		93-	L			-ABS	655-461		26	28	26	98	94		98	84	579	s9		
		93-	R			+ABS	655-464	48	26	28	26	98	102		98	507	1030	s4		
		93-	R			-ABS	655-462		26	28	26	98	102		98	507	1030	s4		
2.3 T5-R (184 kW) Eng. B5234T4		95-96		●	+ABS, M/T+A/T	613-253				24	90	83								
		95-96		●	+ABS, M/T+A/T	607-368	48	26	28	56,7	98,2	51,8						11	3	
2.4 AWD (142 kW) Eng. B5254T		4/96-12/96	L		+ABS	655-463	48	26	28	26	98	94		98	84	579	s9			
		4/96-12/96	L			-ABS	655-461		26	28	26	98	94		98	84	579	s9		
		4/96-12/96	R			+ABS	655-464	48	26	28	26	98	102		98	507	1030	s4		
		4/96-12/96	R			-ABS	655-462		26	28	26	98	102		98	507	1030	s4		
2.5 (103 kW) Eng. B5252		91-96		●	+ABS, M/T+A/T	613-110				25	90	107								
		91-96		●	+ABS, M/T+A/T	607-133	48	26	25	56,6	90	50,5						11	3	
		6/91-	L			+ABS	655-459	48	26	25	26	90	94		97	84	579			
		6/91-	R			+ABS	655-460	48	26	25	26	90	102		97	507	1028			
2.5 (106 kW) Eng. B5252S		94-96		●	+ABS, M/T+A/T	613-110				25	90	107								
		94-96		●	+ABS, M/T+A/T	607-133	48	26	25	56,6	90	50,5						11	3	
		94-96	L			+ABS	655-459	48	26	25	26	90	94		97	84	579			
		94-96	R			+ABS	655-460	48	26	25	26	90	102		97	507	1028			
2.5 (125 kW) Eng. B5254S		92-		●	+ABS, M/T+A/T	613-110				25	90	107								
		92-		●	+ABS, M/T+A/T	607-133	48	26	25	56,6	90	50,5						11	3	
		92-	L			+ABS	655-459	48	26	25	26	90	94		97	84	579			
		92-	R			+ABS	655-460	48	26	25	26	90	102		97	507	1028			





























850 (LS, LW), SW '91-'96			L/R			NOTE	CIFAM ref.	ABS	A	B	C	D	E	F	H	I	L	M	Fig	
2.5 TDi (103 kW) Eng. D5252T		8/95-96		•		+ABS, M/T+A/T	613-253				24	90	83							
		8/95-96		•		+ABS, M/T+A/T	607-368	48	26	28	56,7	98,2	51,8					11	3	
		95-	L				+ABS	655-463	48	26	28	26	98	94		98	84	579	s9	
		95-	L				-ABS	655-461		26	28	26	98	94		98	84	579	s9	
		95-	R				+ABS	655-464	48	26	28	26	98	102		98	507	1030	s4	
		95-	R				-ABS	655-462		26	28	26	98	102		98	507	1030	s4	
<b>C30 '06-</b>			L/R			NOTE	CIFAM ref.	ABS	A	B	C	D	E	F	H	I	L	M	Fig	
1.6 (74 kW) Eng. B4164S3		06-		•			613-541				31	75	115							
		06-		•			607-773		36	24	56,5	81	48					13a	1	
1.6 D (80 kW) Eng. D4164T		06-		•			613-526				21	85	103							
		06-		•		5Sp	613-539				21	85	103							
		06-		•			607-772		36	26	56,4	86,9	48,4					13a	1	
		06-		•		5Sp	607-765		36	26	55,7	86,9	47,6						1	
1.8 (92 kW) Eng. B4184S11/ S8		06-		•		+ABS	613-369				27,3	96,5	109							
		06-		•		+ABS	607-538	48	36	27	56,5	98,2	48					13a	1	
2.0 (107 kW) Eng. B4204S3/ S4		06-		•		+ABS	613-369				27,3	96,5	109							
		06-		•		+ABS	607-538	48	36	27	56,5	98,2	48					13a	1	
2.0 D 20v (100 kW) Eng. D4204T		06-		•			613-524				25	90	107							
		06-		•			607-774		36	26	56,2	90,9	49					13a	2	
2.0 D3 (110 kW) Eng. D5204T5		10-		•		6Sp, G.Box: MMT6	613-524				25	90	107							
		10-		•		6Sp, G.Box: MMT6	607-774		36	26	56,2	90,9	49					13a	2	
2.0 D4 (130 kW) Eng. D5204T		10-		•			613-524				25	90	107							
		10-		•			607-774		36	26	56,2	90,9	49					13a	2	
2.4 (125 kW) Eng. B5244S		06-		•			613-524				25	90	107							
		06-		•			607-774		36	26	56,2	90,9	49					13a	2	
2.4 D5 (120 kW) Eng. D5244T9		06-		•			613-524				25	90	107							
		06-		•			607-774		36	26	56,2	90,9	49					13a	2	
2.4 D5 (132 kW) Eng. D5244T8		06-		•		M/T+A/T, 5/6Sp	613-524				25	90	107							
		06-		•		M/T+A/T, 5/6Sp	607-774		36	26	56,2	90,9	49					13a	2	
2.5 T5 (162 kW) Eng. B5254T3		06-		•		M/T+A/T	613-524				25	90	107							
		06-		•		M/T+A/T	607-774		36	26	56,2	90,9	49					13a	2	



































C30 '06-					NOTE	CIFAM ref.	ABS	A	B	C	D	E	F	H	I	L	M	Fig		
2.5 T5 (169 kW) Eng. B5254T		08-		•	M/T+A/T	613-524				25	90	107								
		08-		•	M/T+A/T	607-774		36	26	56,2	90,9	49						13a	2	
C70 I Coupe, Cabrio '97-'06					NOTE	CIFAM ref.	ABS	A	B	C	D	E	F	H	I	L	M	Fig		
2.0 T. (120 kW) Eng. B5204T4		00-02		•	+ABS	613-478				21	85	103								
		00-02		•	+ABS	607-706	48	36	33	56	87	47,5						13a	1	
2.0 T. (166 kW) Eng. B5204T3		1/99-		•	+ABS	613-369				27,3	96,5	109								
		3/97-12/98		•	+ABS	613-253				24	90	83								
		1/99-		•	+ABS	607-538	48	36	27	56,5	98,2	48							13a	1
		3/97-12/98		•	+ABS	607-368	48	26	28	56,7	98,2	51,8							11	3
		3/97-12/98	L			+ABS, M/T	655-463	48	26	28	26	98	94		98	84	579	s9		
		3/97-12/98	L			-ABS, M/T	655-461		26	28	26	98	94		98	84	579	s9		
		3/97-12/98	R			+ABS, M/T	655-464	48	26	28	26	98	102		98	507	1030	s4		
		3/97-12/98	R			-ABS, M/T	655-462		26	28	26	98	102		98	507	1030	s4		
2.0 T. Cabrio (132 kW) Eng. B5204T2		1/99-		•	+ABS	613-478				21	85	103								
		3/97-12/98		•	+ABS, M/T+A/T	613-110				25	90	107								
		1/99-		•	+ABS	607-706	48	36	33	56	87	47,5							13a	1
		3/97-12/98		•	+ABS, M/T+A/T	607-133	48	26	25	56,6	90	50,5							11	3
		3/97-12/98	L			+ABS, M/T	655-459	48	26	25	26	90	94		97	84	579			
		3/97-12/98	R			+ABS, M/T	655-460	48	26	25	26	90	102		97	507	1028			
2.3 T5 (176 kW) Eng. B5234T3		1/99-		•	+ABS	613-369				27,3	96,5	109								
		3/97-12/98		•	+ABS	613-253				24	90	83								
		1/99-		•	+ABS	607-538	48	36	27	56,5	98,2	48							13a	1
		3/97-12/98		•	+ABS	607-368	48	26	28	56,7	98,2	51,8							11	3
		3/97-12/98	L			+ABS, M/T	655-463	48	26	28	26	98	94		98	84	579	s9		
		3/97-12/98	L			-ABS, M/T	655-461		26	28	26	98	94		98	84	579	s9		
		3/97-12/98	R			+ABS, M/T	655-464	48	26	28	26	98	102		98	507	1030	s4		
		3/97-12/98	R			-ABS, M/T	655-462		26	28	26	98	102		98	507	1030	s4		
2.3 T5 Cabrio (180 kW) Eng. B5234T9		02-06		•	+ABS	613-369				27,3	96,5	109								
		02-06		•	+ABS	607-538	48	36	27	56,5	98,2	48						13a	1	
























S40 I / V40 (VW, VS) '95-'04		L/R			NOTE	CIFAM ref.	ABS	A	B	C	D	E	F	H	I	L	M	Fig	
1.6 (77 kW) Eng. B4164S		95-99		●	+/-ABS, M/T	613-265				25	78	130							
		95-99		●	+ABS, M/T	607-631	43	25	29	54	85,8	62						11	3
		95-99		●	-ABS, M/T	607-385		25	29	54	87,2	62						11	3
		95-99	L			+ABS, ABS:78mm	655-342	43	25			87		30	95			627	s7
		95-99	R			+ABS, ABS:78mm	655-343	43	25		23	87	75	30	95			808	s20
1.6 (80 kW) Eng. B4164S2		99-03		●	+/-ABS, M/T	613-265				25	78	130							
		99-03		●	+ABS, M/T	607-631	43	25	29	54	85,8	62						11	3
		99-03		●	-ABS, M/T	607-385		25	29	54	87,2	62						11	3
		95-99	L			+ABS, ABS:78mm	655-342	43	25			87		30	95			627	s7
		95-99	R			+ABS, ABS:78mm	655-343	43	25		23	87	75	30	95			808	s20
1.8 (85 kW) Eng. B4184S/ S3		95-99		●	+/-ABS, M/T	613-265				25	78	130							
		95-99		●	+ABS, M/T	607-631	43	25	29	54	85,8	62						11	3
		95-99		●	-ABS, M/T	607-385		25	29	54	87,2	62						11	3
		95-99	L			+ABS, ABS:78mm	655-342	43	25			87		30	95			627	s7
		95-99	R			+ABS, ABS:78mm	655-343	43	25		23	87	75	30	95			808	s20
1.8 i (92 kW) Eng. B4184SM		98-04		●	+/-ABS, M/T	613-265				25	78	130							
		98-04		●	+ABS, M/T	607-631	43	25	29	54	85,8	62						11	3
		98-04		●	-ABS, M/T	607-385		25	29	54	87,2	62						11	3
		98-04	L			+ABS, ABS:78mm	655-342	43	25			87		30	95			627	s7
		98-04	R			+ABS, ABS:78mm	655-343	43	25		23	87	75	30	95			808	s20
1.8, i (85-88-90 kW) Eng. B4184S2/ S9/ SJ		99-04		●	+/-ABS, M/T	613-265				25	78	130							
		99-04		●	+ABS, M/T	607-631	43	25	29	54	85,8	62						11	3
		99-04		●	-ABS, M/T	607-385		25	29	54	87,2	62						11	3
		99-04	L			+ABS, ABS:78mm	655-342	43	25			87		30	95			627	s7
		99-04	R			+ABS, ABS:78mm	655-343	43	25		23	87	75	30	95			808	s20
1.9 Di (70 kW) Eng. D4192T2		3/99-		●	+/-ABS, M/T	613-265				25	78	130							
		3/99-		●	+ABS, M/T	607-631	43	25	29	54	85,8	62						11	3
		3/99-		●	-ABS, M/T	607-385		25	29	54	87,2	62						11	3
1.9 Di (75 kW) Eng. D4192T4		00-03		●	+/-ABS, M/T	613-265				25	78	130							
		00-03		●	+ABS, M/T	607-631	43	25	29	54	85,8	62						11	3
		00-03		●	-ABS, M/T	607-385		25	29	54	87,2	62						11	3
1.9 Di (85 kW) Eng. D4192T3		00-03		●	+ABS	613-515				30	96,2	137							
		00-03		●	+ABS	607-642	43	26	27	56,5	97,9	49,9						11	1





























<b>S40 I / V40 (VW, VS) '95-'04</b>			L/R			NOTE	CIFAM ref.	ABS	A	B	C	D	E	F	H	I	L	M	Fig		
1.9 TD (66 kW) Eng. D4192T		95-		●		+/-ABS, M/T	<b>613-265</b>				25	78	130								
		95-		●		+ABS, M/T	<b>607-631</b>	43	25	29	54	85,8	62					11	3		
		95-		●		-ABS, M/T	<b>607-385</b>		25	29	54	87,2	62					11	3		
2.0 (100 kW) Eng. B4204S		95-04		●		+/-ABS, M/T	<b>613-265</b>				25	78	130								
		95-04		●		+ABS, M/T	<b>607-631</b>	43	25	29	54	85,8	62					11	3		
		95-04		●		-ABS, M/T	<b>607-385</b>		25	29	54	87,2	62					11	3		
		95-04	L				+ABS, ABS:78mm	<b>655-342</b>	43	25			87		30	95		627	s7		
		95-04	L				+ABS, ABS:82mm	<b>655-496</b>	43	25			87			95		628			
		95-04	R				+ABS, ABS:78mm	<b>655-343</b>	43	25		23	87	75	30	95		808	s20		
95-04		R				+ABS, ABS:82mm	<b>655-497</b>	43	25			87			95		808				
2.0 (103 kW) Eng. B4204S		95-99		●		+/-ABS, M/T	<b>613-265</b>				25	78	130								
		95-99		●		+ABS, M/T	<b>607-631</b>	43	25	29	54	85,8	62					11	3		
		95-99		●		-ABS, M/T	<b>607-385</b>		25	29	54	87,2	62					11	3		
		95-99	L				+ABS, ABS:78mm	<b>655-342</b>	43	25			87		30	95		627	s7		
		95-99	L				+ABS, ABS:82mm	<b>655-496</b>	43	25			87			95		628			
		95-99	R				+ABS, ABS:78mm	<b>655-343</b>	43	25		23	87	75	30	95		808	s20		
95-99		R				+ABS, ABS:82mm	<b>655-497</b>	43	25			87			95		808				
2.0 T. (120-121 kW) Eng. B4204T3		00-03		●		+ABS	<b>613-515</b>				30	96,2	137								
		00-03		●		+ABS	<b>607-642</b>	43	26	27	56,5	97,9	49,9					11	1		
2.0 T4 (147 kW) Eng. B4204T5		00-04		●		+ABS	<b>613-515</b>				30	96,2	137								
		00-04		●		+ABS	<b>607-642</b>	43	26	27	56,5	97,9	49,9					11	1		
<b>S40 II / V50 (MW, MS) '04-</b>			L/R			NOTE	CIFAM ref.	ABS	A	B	C	D	E	F	H	I	L	M	Fig		
1.6 (74 kW) Eng. B4164S3		05-		●			<b>613-541</b>				31	75	115								
		05-		●			<b>607-773</b>		36	24	56,5	81	48						13a	1	
		05-	L				M/T	<b>655-907</b>		36	23		81	78,5	30	48,2	61,5	601	s3		
		05-	R				M/T	<b>655-885</b>		36	23		81	78,5	30	48,2	371	905	s4		
1.6 D (80 kW) Eng. D4164T		05-		●		Only V50	<b>613-526</b>				21	85	103								
		05-		●		5Sp	<b>613-539</b>				21	85	103								
		05-		●		Only V50	<b>607-772</b>		36	26	56,4	86,9	48,4						13a	1	
		05-		●		5Sp	<b>607-765</b>		36	26	55,7	86,9	47,6							1	
		05-	L					<b>655-912</b>		36	26		87	84		47,8	70	583	s3		
		05-	R					<b>655-886</b>		36	26		87	84		47,8	389	921	s4		
1.6 D2 (84 kW) Eng. D4162T		10-		●			<b>607-765</b>		36	26	55,7	86,9	47,6							1	

<b>S40 II / V50 (MW, MS) '04-</b>			L/R			NOTE	CIFAM ref.	ABS	A	B	C	D	E	F	H	I	L	M	Fig		
1.8 (92 kW) Eng. B4184S11/ S8		04-		•		Ch -500781	<b>613-525</b>				23	77	105								
		04-		•		Ch -500781	<b>607-775</b>		36	23	56	82,1	48						13a	2	
2.0 (107 kW) Eng. B4204S3/ S4		08-		•		A/T, Ch 539658-, Only V50	<b>613-524</b>				25	90	107								
		08-		•		M/T, Ch -549511	<b>613-525</b>				23	77	105								
		08-		•		A/T, Ch 539658-, Only V50	<b>607-774</b>		36	26	56,2	90,9	49							13a	2
		08-		•		M/T, Ch -549511	<b>607-775</b>		36	23	56	82,1	48							13a	2
2.0 D 20v (100 kW) Eng. D4204T		04-		•			<b>613-524</b>				25	90	107								
		04-		•			<b>607-774</b>		36	26	56,2	90,9	49							13a	2
2.0 D3 (110 kW) Eng. D5204T5		10-		•			<b>613-524</b>				25	90	107								
		10-		•			<b>607-774</b>		36	26	56,2	90,9	49							13a	2
2.0 D4 (96 kW) Eng. D4204T2		05-		•			<b>613-524</b>				25	90	107								
		05-		•			<b>607-774</b>		36	26	56,2	90,9	49							13a	2
2.4 (103 kW) Eng. B5244S5		04-		•			<b>613-524</b>				25	90	107								
		04-		•			<b>607-774</b>		36	26	56,2	90,9	49							13a	2
2.4 D5 (132 kW) Eng. D5244T8		07-		•			<b>613-524</b>				25	90	107								
		07-		•			<b>607-774</b>		36	26	56,2	90,9	49							13a	2
2.4 TDi (120 kW) Eng. D5244T9		07-		•			<b>613-524</b>				25	90	107								
		07-		•			<b>607-774</b>		36	26	56,2	90,9	49							13a	2
2.4, AWD (125 kW) Eng. B5244S		04-		•			<b>613-524</b>				25	90	107								
		04-		•			<b>607-774</b>		36	26	56,2	90,9	49							13a	2
2.5 T5 (162 kW) Eng. B5254T3		04-		•			<b>613-524</b>				25	90	107								
		04-		•			<b>607-774</b>		36	26	56,2	90,9	49							13a	2
2.5i T5, AWD (169 kW) Eng. B5254T7		08-		•			<b>613-524</b>				25	90	107								
		08-		•			<b>607-774</b>		36	26	56,2	90,9	49							13a	2
<b>S60 I '00-'10</b>			L/R			NOTE	CIFAM ref.	ABS	A	B	C	D	E	F	H	I	L	M	Fig		
2.0 T. (132 kW) Eng. B5204T5		01-		•		+ABS	<b>613-478</b>				21	85	103								
		01-		•		+ABS	<b>607-706</b>	48	36	33	56	87	47,5							13a	1
2.3 T5 (184 kW) Eng. B5234T3		00-		•		+ABS	<b>613-369</b>				27,3	96,5	109								
		00-		•		+ABS	<b>607-538</b>	48	36	27	56,5	98,2	48							13a	1
2.4 (125 kW) Eng. B5244S		00-		•		+ABS	<b>613-478</b>				21	85	103								
		00-		•		+ABS	<b>607-706</b>	48	36	33	56	87	47,5							13a	1

































S70 '97-'00			L/R			NOTE	CIFAM ref.	ABS	A	B	C	D	E	F	H	I	L	M	Fig	
2.0 (93 kW) Eng. B5202S		1/99-		●		+ABS	613-478				21	85	103							
		97-12/98		●		+ABS, M/T+A/T	613-110				25	90	107							
		1/99-		●		+ABS	607-706	48	36	33	56	87	47,5						13a	1
		97-12/98		●		+ABS, M/T+A/T	607-133	48	26	25	56,6	90	50,5						11	3
		97-12/98	L			+ABS, M/T	655-459	48	26	25	26	90	94		97	84	579			
		97-12/98	R			+ABS, M/T	655-460	48	26	25	26	90	102		97	507	1028			
2.0 20v (105 kW) Eng. B5204F		1/99-		●		+ABS	613-478				21	85	103							
		97-12/98		●		+ABS, M/T+A/T	613-110				25	90	107							
		1/99-		●		+ABS	607-706	48	36	33	56	87	47,5						13a	1
		97-12/98		●		+ABS, M/T+A/T	607-133	48	26	25	56,6	90	50,5						11	3
		3/97-	L			+ABS, M/T	655-459	48	26	25	26	90	94		97	84	579			
		3/97-	R			+ABS, M/T	655-460	48	26	25	26	90	102		97	507	1028			
2.0 T. (120 kW) Eng. B5204T4		97-		●		+ABS	613-110				25	90	107							
			97-		●		+ABS	607-133	48	26	25	56,6	90	50,5					11	3
2.0 T. (132 kW) Eng. B5204T2		1/99-		●		+ABS	613-478				21	85	103							
		97-12/98		●		+ABS, M/T+A/T	613-110				25	90	107							
		1/99-		●		+ABS	607-706	48	36	33	56	87	47,5						13a	1
		97-12/98		●		+ABS, M/T+A/T	607-133	48	26	25	56,6	90	50,5						11	3
		97-12/98	L			+ABS, M/T	655-459	48	26	25	26	90	94		97	84	579			
		97-12/98	R			+ABS, M/T	655-460	48	26	25	26	90	102		97	507	1028			
2.0 T. (155 kW) Eng. B5204T		1/99-		●		+ABS	613-369				27,3	96,5	109							
		97-12/98		●		+ABS	613-253				24	90	83							
		1/99-		●		+ABS	607-538	48	36	27	56,5	98,2	48						13a	1
		97-12/98		●		+ABS	607-368	48	26	28	56,7	98,2	51,8						11	3
2.0 T. (166 kW) Eng. B5204T3		1/97-12/98		●		+ABS	613-253				24	90	83							
		1/99-		●		+ABS	613-369				27,3	96,5	109							
		1/97-12/98		●		+ABS	607-368	48	26	28	56,7	98,2	51,8						11	3
		1/99-		●		+ABS	607-538	48	36	27	56,5	98,2	48						13a	1
		1/97-12/98	L			+ABS, M/T	655-463	48	26	28	26	98	94		98	84	579		s9	
		1/97-12/98	L			-ABS, M/T	655-461		26	28	26	98	94		98	84	579		s9	
		1/97-12/98	R			+ABS, M/T	655-464	48	26	28	26	98	102		98	507	1030		s4	
		1/97-12/98	R			-ABS, M/T	655-462		26	28	26	98	102		98	507	1030		s4	
2.3 T. (184 kW) Eng. B5234FT+		97-00		●		+ABS	613-110				25	90	107							
			97-00		●		+ABS	607-133	48	26	25	56,6	90	50,5					11	3




















<b>S70 '97-'00</b>			L/R 		NOTE	CIFAM ref.	ABS	A	B	C	D	E	F	H	I	L	M	Fig		
2.4, AWD, Bifuel (106 kW) Eng. GB/ B5252S/ FS		1/99-		●	+ABS	<b>613-478</b>				21	85	103								
		98-12/98		●	+ABS, M/T+A/T	<b>613-110</b>				25	90	107								
		1/99-		●	+ABS	<b>607-706</b>	48	36	33	56	87	47,5							13a	1
		98-12/98		●	+ABS, M/T+A/T	<b>607-133</b>	48	26	25	56,6	90	50,5							11	3
		98-12/98	L			+ABS	<b>655-459</b>	48	26	25	26	90	94		97	84	579			
		98-12/98	R			+ABS	<b>655-460</b>	48	26	25	26	90	102		97	507	1028			
2.5 TDi, AWD (103 kW) Eng. D5252T		1/97-12/98		●	+ABS	<b>613-253</b>				24	90	83								
		1/99-		●	+ABS	<b>613-369</b>				27,3	96,5	109								
		1/97-12/98		●	+ABS	<b>607-368</b>	48	26	28	56,7	98,2	51,8							11	3
		1/99-		●	+ABS	<b>607-538</b>	48	36	27	56,5	98,2	48							13a	1
		1/97-12/98	L			+ABS, M/T	<b>655-463</b>	48	26	28	26	98	94		98	84	579		s9	
		1/97-12/98	L			-ABS, M/T	<b>655-461</b>		26	28	26	98	94		98	84	579		s9	
		1/97-12/98	R			+ABS, M/T	<b>655-464</b>	48	26	28	26	98	102		98	507	1030		s4	
		1/97-12/98	R			-ABS, M/T	<b>655-462</b>		26	28	26	98	102		98	507	1030		s4	
<b>S80 I (TS, XY) '98-'06</b>			L/R 		NOTE	CIFAM ref.	ABS	A	B	C	D	E	F	H	I	L	M	Fig		
2.0 T. (120 kW) Eng. B5204T4		1/99-		●	+ABS	<b>613-478</b>				21	85	103								
		-12/98		●	+ABS	<b>613-110</b>				25	90	107								
		1/99-		●	+ABS	<b>607-706</b>	48	36	33	56	87	47,5							13a	1
		-12/98		●	+ABS	<b>607-133</b>	48	26	25	56,6	90	50,5							11	3
2.0 T. (132 kW) Eng. B5204T5		99-		●	+ABS	<b>613-478</b>				21	85	103								
		99-		●	+ABS	<b>607-706</b>	48	36	33	56	87	47,5							13a	1
2.0 T. (166 kW) Eng. B5204T3		1/99-		●	+ABS	<b>613-369</b>				27,3	96,5	109								
		97-12/98		●	+ABS	<b>613-253</b>				24	90	83								
		1/99-		●	+ABS	<b>607-538</b>	48	36	27	56,5	98,2	48							13a	1
		97-12/98		●	+ABS	<b>607-368</b>	48	26	28	56,7	98,2	51,8							11	3
2.4 (125 kW) Eng. B5244S		99-		●	+ABS	<b>613-478</b>				21	85	103								
		99-		●	+ABS	<b>607-706</b>	48	36	33	56	87	47,5							13a	1
2.4 D (96 kW) Eng. D5244T2		01-06		●	+ABS	<b>613-369</b>				27,3	96,5	109								
		01-06		●	+ABS	<b>607-538</b>	48	36	27	56,5	98,2	48							13a	1
2.4 D5 (120 kW) Eng. D5244T		01-06		●	+ABS	<b>613-369</b>				27,3	96,5	109								
		01-06		●	+ABS	<b>607-538</b>	48	36	27	56,5	98,2	48							13a	1
2.4 T5 (147 kW) Eng. B5244T3		00-06		●	+ABS	<b>613-369</b>				27,3	96,5	109								
		00-06		●	+ABS	<b>607-538</b>	48	36	27	56,5	98,2	48							13a	1




























<b>S80 II '06-</b>			L/R			NOTE	CIFAM ref.	ABS	A	B	C	D	E	F	H	I	L	M	Fig		
2.0 T. (149 kW) Eng. B4204T6		10-		●		5Sp, G.Box:MTX75	<b>613-499</b>				27	90	140								
		10-		●		5Sp, G.Box:MTX75	<b>607-738</b>		40	28	57,4	91,9	51,4						13a	1	
2.0 T5 (177 kW) Eng. B4204T7		10-		●		5Sp, G.Box:MTX75	<b>613-499</b>				27	90	140								
		10-		●		5Sp, G.Box:MTX75	<b>607-738</b>		40	28	57,4	91,9	51,4						13a	1	
2.0 TD 20v (100 kW) Eng. D4204T		07-		●		6Sp, G.Box: MMT6	<b>613-499</b>				27	90	140								
		07-		●		6Sp, G.Box: MMT6	<b>607-738</b>		40	28	57,4	91,9	51,4						13a	1	
<b>V60 '10-</b>			L/R			NOTE	CIFAM ref.	ABS	A	B	C	D	E	F	H	I	L	M	Fig		
1.6 D2 (84 kW) Eng. D4162T		11-		●			<b>613-499</b>				27	90	140								
		11-		●			<b>607-738</b>		40	28	57,4	91,9	51,4						13a	1	
1.6 T4 (132 kW) Eng. B4164T		10-		●		A/T	<b>613-499</b>				27	90	140								
		10-		●		A/T	<b>607-738</b>		40	28	57,4	91,9	51,4						13a	1	
<b>V70 I SW (P80) '97-'00</b>			L/R			NOTE	CIFAM ref.	ABS	A	B	C	D	E	F	H	I	L	M	Fig		
2.0 (93 kW) Eng. B5202S		1/97-12/98		●		+ABS, M/T+A/T	<b>613-110</b>				25	90	107								
		1/99-		●		+ABS	<b>613-478</b>				21	85	103								
		1/97-12/98		●		+ABS, M/T+A/T	<b>607-133</b>	48	26	25	56,6	90	50,5						11	3	
		1/99-		●		+ABS	<b>607-706</b>	48	36	33	56	87	47,5						13a	1	
		1/97-12/98	L				+ABS, M/T	<b>655-459</b>	48	26	25	26	90	94		97	84	579			
		1/97-12/98	R				+ABS, M/T	<b>655-460</b>	48	26	25	26	90	102		97	507	1028			
2.0 20v (105 kW) Eng. B5204F		1/97-12/98		●		+ABS, M/T+A/T	<b>613-110</b>				25	90	107								
		1/99-		●		+ABS	<b>613-478</b>				21	85	103								
		1/97-12/98		●		+ABS, M/T+A/T	<b>607-133</b>	48	26	25	56,6	90	50,5						11	3	
		1/99-		●		+ABS	<b>607-706</b>	48	36	33	56	87	47,5						13a	1	
		3/97-	L				+ABS, M/T	<b>655-459</b>	48	26	25	26	90	94		97	84	579			
		3/97-	R				+ABS, M/T	<b>655-460</b>	48	26	25	26	90	102		97	507	1028			
2.0 T. (120 kW) Eng. B5204T4		97-		●		+ABS	<b>613-110</b>				25	90	107								
		97-		●		+ABS	<b>607-133</b>	48	26	25	56,6	90	50,5						11	3	
2.0 T. (132 kW) Eng. B5204T2		1/97-12/98		●		+ABS, M/T+A/T	<b>613-110</b>				25	90	107								
		1/99-		●		+ABS	<b>613-478</b>				21	85	103								
		1/97-12/98		●		+ABS, M/T+A/T	<b>607-133</b>	48	26	25	56,6	90	50,5						11	3	
		1/99-		●		+ABS	<b>607-706</b>	48	36	33	56	87	47,5						13a	1	
		1/97-12/98	L				+ABS, M/T	<b>655-459</b>	48	26	25	26	90	94		97	84	579			
		1/97-12/98	R				+ABS, M/T	<b>655-460</b>	48	26	25	26	90	102		97	507	1028			
















V70 I SW (P80) '97-'00		L/R			NOTE	CIFAM ref.	ABS	A	B	C	D	E	F	H	I	L	M	Fig		
2.5 (125 kW) Eng. B5254S		1/99-		●	+ABS	613-478				21	85	103								
		97-12/98		●	+ABS, M/T+A/T	613-110				25	90	107								
		1/99-		●	+ABS	607-706	48	36	33	56	87	47,5							13a	1
		97-12/98		●	+ABS, M/T+A/T	607-133	48	26	25	56,6	90	50,5							11	3
		97-12/98	L			+ABS	655-459	48	26	25	26	90	94		97	84	579			
		97-12/98	R			+ABS	655-460	48	26	25	26	90	102		97	507	1028			
2.5 AWD (195 kW) Eng. B5244T2		99-00		●	+ABS	613-369				27,3	96,5	109								
		99-00		●	+ABS	607-538	48	36	27	56,5	98,2	48							13a	1
		99-00	L			+ABS	655-463	48	26	28	26	98	94		98	84	579	s9		
		99-00	L			-ABS	655-461		26	28	26	98	94		98	84	579	s9		
		99-00	R			+ABS	655-464	48	26	28	26	98	102		98	507	1030	s4		
		99-00	R			-ABS	655-462		26	28	26	98	102		98	507	1030	s4		
2.5 T., AWD (142 kW) Eng. B5254T		1/97-12/98		●	+ABS, Exc. AWD	613-253				24	90	83								
		1/99-		●	+ABS	613-369				27,3	96,5	109								
		1/97-12/98		●	+ABS, Exc. AWD	607-368	48	26	28	56,7	98,2	51,8							11	3
		1/99-		●	+ABS	607-538	48	36	27	56,5	98,2	48							13a	1
		1/97-12/98	L			+ABS, M/T	655-463	48	26	28	26	98	94		98	84	579	s9		
		1/97-12/98	L			-ABS, M/T	655-461		26	28	26	98	94		98	84	579	s9		
1/97-12/98		R			+ABS, M/T	655-464	48	26	28	26	98	102		98	507	1030	s4			
1/97-12/98		R			-ABS, M/T	655-462		26	28	26	98	102		98	507	1030	s4			
2.5 TDi (103 kW) Eng. D5252T		1/99-		●	+ABS	613-369				27,3	96,5	109								
		-12/98		●	+ABS	613-253				24	90	83								
		1/99-		●	+ABS	607-538	48	36	27	56,5	98,2	48							13a	1
		-12/98		●	+ABS	607-368	48	26	28	56,7	98,2	51,8							11	3
		97-12/98	L			+ABS, M/T	655-463	48	26	28	26	98	94		98	84	579	s9		
		97-12/98	L			-ABS, M/T	655-461		26	28	26	98	94		98	84	579	s9		
97-12/98		R			+ABS, M/T	655-464	48	26	28	26	98	102		98	507	1030	s4			
97-12/98		R			-ABS, M/T	655-462		26	28	26	98	102		98	507	1030	s4			
2.5, Bifuel (106 kW) Eng. GB/ B5252S		1/99-		●	+ABS	613-478				21	85	103								
		-12/98		●	+ABS, M/T+A/T	613-110				25	90	107								
		1/99-		●	+ABS	607-706	48	36	33	56	87	47,5							13a	1
		-12/98		●	+ABS, M/T+A/T	607-133	48	26	25	56,6	90	50,5							11	3
		-12/98	L			+ABS	655-459	48	26	25	26	90	94		97	84	579			
-12/98		R			+ABS	655-460	48	26	25	26	90	102		97	507	1028				




















<b>V70 III SW (P80) '07-</b>			L/R			NOTE	CIFAM ref.	ABS	A	B	C	D	E	F	H	I	L	M	Fig	
1.6 T4 (132 kW) Eng. B4164T		10-		•		A/T	<b>613-499</b>				27	90	140							
		10-		•		A/T	<b>607-738</b>		40	28	57,4	91,9	51,4						13a	1
2.0 D 20v (100 kW) Eng. D4204T		08-		•		5Sp, G.Box: MTX75	<b>613-499</b>				27	90	140							
		08-		•		5Sp, G.Box: MTX75	<b>607-738</b>		40	28	57,4	91,9	51,4						13a	1
2.0 D3 (100 kW)		12-		•			<b>613-499</b>				27	90	140							
		12-		•			<b>607-738</b>		40	28	57,4	91,9	51,4						13a	1
<b>XC70 I Cross Country '00-'07</b>			L/R			NOTE	CIFAM ref.	ABS	A	B	C	D	E	F	H	I	L	M	Fig	
2.4 T. AWD (147 kW) Eng. B5244T3		00-		•		+ABS	<b>613-369</b>				27,3	96,5	109							
		00-		•		+ABS	<b>607-538</b>	48	36	27	56,5	98,2	48						13a	1
<b>XC90 '02-</b>			L/R			NOTE	CIFAM ref.	ABS	A	B	C	D	E	F	H	I	L	M	Fig	
2.4 D4 (120 kW)		12-		•		M/T, Ch 354416-	<b>613-448</b>				27,3	96,5	109							
		12-		•		M/T, Ch 354116-	<b>607-673</b>	48	40	27	56,5	100,1	52,3						13	1
2.4 D5 (120 kW) Eng. D5244T		02-		•		+ABS, M/T, 6Sp	<b>613-448</b>				27,3	96,5	109							
		02-		•		+ABS, M/T, 6Sp	<b>607-673</b>	48	40	27	56,5	100,1	52,3						13	1
2.4 D5 (120 kW) Eng. D5244T5		09-		•		+ABS, M/T, 6Sp	<b>613-448</b>				27,3	96,5	109							
		09-		•		+ABS, M/T, 6Sp	<b>607-673</b>	48	40	27	56,5	100,1	52,3						13	1
2.4 D5 AWD (136 kW) Eng. D5244T4		05-		•		+ABS, FWD, M/T, 6Sp	<b>613-448</b>				27,3	96,5	109							
		05-		•		+ABS, FWD, M/T, 6Sp	<b>607-673</b>	48	40	27	56,5	100,1	52,3						13	1





## ZASTAVA































































<b>101 (1100) '73-'93</b>			L/R			NOTE	CIFAM ref.	ABS	A	B	C	D	E	F	H	I	L	M	Fig	
1.1 (37 kW) Eng. 128A.000		75-		•			<b>613-002</b>				20	68	80							
		75-		•			<b>607-002</b>		22	20	48,1	80	55						4	3
1.1 (40 kW) Eng. 128A.000		73-		•			<b>613-002</b>				20	68	80							
		73-		•			<b>607-002</b>		22	20	48,1	80	55						4	3
1.1 (41 kW) Eng. 128A.064		75-		•			<b>613-002</b>				20	68	80							
		75-		•			<b>607-002</b>		22	20	48,1	80	55						4	3
1.1 Super (47 kW) Eng. 128AC.5000		79-81		•			<b>613-002</b>				20	68	80							
		79-81		•			<b>607-002</b>		22	20	48,1	80	55						4	3
































































## ZASTAVA

































































<b>101 (1100) '73-'93</b>			L/R			NOTE	CIFAM ref.	ABS	A	B	C	D	E	F	H	I	L	M	Fig	
1.3 (48 kW) Eng. 128A.6064		81-93		•			<b>613-002</b>				20	68	80							
		81-93		•			<b>607-002</b>		22	20	48,1	80	55						4	3
<b>Yugo 45/55/65 '80-'95</b>			L/R			NOTE	CIFAM ref.	ABS	A	B	C	D	E	F	H	I	L	M	Fig	
1.3 65 EFI (48 kW) Eng. 13E1.064		91-95		•			<b>613-001</b>				20	68	80							
		91-95		•			<b>607-001</b>		20	20	43,1	80	55						4	3
<b>Yugo Florida '88-</b>			L/R			NOTE	CIFAM ref.	ABS	A	B	C	D	E	F	H	I	L	M	Fig	
1.3 (50 kW) Eng. 13E3.064		91-		•			<b>613-001</b>				20	68	80							
		91-		•			<b>607-001</b>		20	20	43,1	80	55						4	3
1.4 (52 kW) Eng. 160A1.000		88-		•			<b>613-001</b>				20	68	80							
		88-		•			<b>607-001</b>		20	20	43,1	80	55						4	3

## ZAZ

<b>Tavrija '89-</b>			L/R			NOTE	CIFAM ref.	ABS	A	B	C	D	E	F	H	I	L	M	Fig	
1.1 (37 kW) Eng. MEMZ-245		89-		•			<b>607-228</b>		22	22	42	83	57						4	2

































































CIFAM ref.	Spare Parts	ABS	A	B	C	D	E	F	G	H	I	L	M	Fig	CIFAM ref.	Spare Parts	ABS	A	B	C	D	E	F	G	H	I	L	M	Fig		
<b>AIXAM</b>															<b>ALFA ROMEO</b>																
607-237			18	18	42	65,1	48		16 x 1,5					11	3	614-019					25	62	81								
617-021			18	18		62										614-023					25	107,5	80								
<b>ALFA ROMEO</b>															607-083			28	24	54,9	90	55,5	24 x 1,0							4	3
															607-093		44	25	25	52	90	47	24 x 1,5							4	2
613-020					25	86	96									607-103			25	25	54,5	90	47	24 x 1,5				11	2		
613-073					19	84	74									607-109			25	25	52	90	47	24 x 1,5				4	2		
613-089					25	86	96									607-110		44	25	25	52	90	47	24 x 1,5				4	2		
613-092					25	86	96									607-126			28	22	54,9	81	55,5	24 x 1,0				4	3		
613-093					25	90	107									607-152		44	27	28	56	98	46	24 x 1,5				4	3		
613-103					20	68	80									607-153		44	25	28	56	98	47	24 x 1,5				4	3		
613-133					24	92	84									607-183			25	24	52	90	47	24 x 1,5				4	3		
613-149					25	86	96									607-210		44	25	22	52	87	47	24 x 1,5				4	3		
613-167					20	75	105									607-211			25	25	52	90	47	24 x 1,5				4	3		
613-179					25	86	96									607-212		44	25	25	52	90	47	24 x 1,5				4	3		
613-190					22	83	79									607-244			25	28	59	98	47	24 x 1,5				4	3		
613-217					20	75	105									607-245			25	25	59	89	47	24 x 1,5				4	3		
613-218					25	86	96									607-257		44	25	25	52	90	47	24 x 1,5				4	2		
613-286					24	90	94,5									607-258			25	25	51	90	47	24 x 1,5				4	3		
613-287					25	78	130									607-297			27	25	59	90	47	24 x 1,5				4	3		
613-378					25	90	107									607-300			27	28	59	98	47	24 x 1,5				4	3		
613-393					22	72	127									607-306			25	22	51	83	47	24 x 1,5				4	3		
613-395					26	86	138									607-418			25	28	51	98	47	24 x 1,5				4	3		
613-397					20	68	100									607-440			25	26	59	90,9	48	24 x 1,5				4	1		
613-420					23	78	90									607-449			25	24	51	84	46	24 x 1,5				4	1		
613-460					25	78	130									607-550			25	26	50,9	90,9	48	24 x 1,5				4	1		
613-482					25	78	130									607-593			22	21	51	75,1	40,5	22 x 1,5				4a	1		
613-497					27	98	140									607-595			30	27	62	101	48,6	24 x 1,5				4	1		
613-513					27	98	140									607-596			30	26	61	94,1	48,6	-				4	1		
614-003					25	62	81									607-597			30	24	61	86	48,6	-				4	1		
614-012					24	107,5	120									607-601			25	33	51	84	48	24 x 1,5				4	2		
614-013					24	107,5	120									607-616			27	26	59	91	48,6	24 x 1,5				4	1		
614-016					22	51	81									607-637			22	22	51	79,1	39,8	22 x 1,5				4a	1		























































CIFAM ref.	Spare Parts	ABS	A	B	C	D	E	F	G	H	I	L	M	Fig	CIFAM ref.	Spare Parts	ABS	A	B	C	D	E	F	G	H	I	L	M	Fig
<b>ALFA ROMEO</b>															<b>AUDI</b>														
<b>607-687</b>			25	25	51	87	47,1		24 x 1,5				4	1	<b>613-006</b>					19	75	82							
<b>607-710</b>			27	25	58,9	86,9	48,2		24 x 1,5				4	1	<b>613-024</b>					22	83	79							
<b>607-732</b>			27	27	58,9	99,9	47,8		24 x 1,5				4	1	<b>613-035</b>					20	68	80							
<b>617-002A</b>				25		100									<b>613-036</b>					18	68	94							
<b>617-014</b>				28		108									<b>613-047</b>					20	68	80							
<b>617-014A</b>				28		108									<b>613-048</b>					22	83	79							
<b>617-017</b>				24		94									<b>613-057</b>					19	75	82							
<b>617-020</b>				25		100									<b>613-081</b>					22	80	88							
<b>617-025</b>				28		108									<b>613-082</b>					22	83	79							
<b>655-192</b>		44	25	24		90	94		24 x 1,5	85		645	s10		<b>613-094</b>					22	80	88							
<b>655-194</b>		44	25	25		90	100		24 x 1,5	85		475	s10		<b>613-100</b>					22	83	79							
<b>655-327</b>			25	25		90	100		24 x 1,5	85		488	s10		<b>613-105</b>					22	83	79							
<b>655-328</b>			25	25		89	100		24 x 1,5	84		497	s10		<b>613-117</b>					22	80	83							
<b>655-422</b>			25	25		83	100		24 x 1,5	85		608	s1		<b>613-131</b>					24	90	83							
<b>655-423</b>			25	25		83	100		24 x 1,5	85		945	s1		<b>613-144</b>					24	90	90							
<b>655-502</b>			25			98	108		24 x 1,5	84		470	s10		<b>613-148</b>					22	83	79							
<b>655-503</b>			27			98	108		24 x 1,5	84		511	s10		<b>613-151</b>					22	80	88							
<b>655-504</b>			25			98	108		24 x 1,5	84		511	s10		<b>613-152</b>					26	87	117							
<b>655-505</b>			25			98	108		24 x 1,5	84		508	s10		<b>613-154</b>					22	76	113							
<b>655-506</b>			25	28		98	108		24 x 1,5	84		512	s10		<b>613-158</b>					24	90	90							
<b>655-507</b>			25	28		98	108		24 x 1,5	84		520	s10		<b>613-178</b>					21	85	103							
<b>655-645</b>			25			98	108		24 x 1,5			519			<b>613-196</b>					24	90	90							
<b>655-646</b>			25			98	108		24 x 1,5			522			<b>613-202</b>					24	92	84							
<b>655-647</b>			25			90	100		24 x 1,5	85		497	s10		<b>613-224</b>					22	80	88							
<b>655-648</b>			25			90	100		24 x 1,5	85		497	s10		<b>613-258</b>					21	85	103							
<b>655-799</b>			22		22	75,1	72,7		22 x 1,5	79,5	61	650	s3		<b>613-259</b>					21	85	103							
<b>655-800</b>			22		22	75,1	72,7		22 x 1,5	79,5	61	887	s3		<b>613-263</b>					24	90	90							
<b>655-910</b>			25	25		91	86	43	24 x 1,5	84,3	75	617	s3		<b>613-272</b>					25	78	130							
<b>655-911</b>			25	25		91	86	43	24 x 1,5	84,3	377	935	s4		<b>613-283</b>					26	87	117							
<b>655-934</b>			25		25	91	86	43	24 x 1,5	84	75	617			<b>613-293</b>					25	90	107							
<b>655-935</b>			25		25	91	86	43	24 x 1,5	84	377	935			<b>613-299</b>					21	85	103							
															<b>613-300</b>					24	90	90							

























































CIFAM ref.	Spare Parts	ABS	A	B	C	D	E	F	G	H	I	L	M	Fig	CIFAM ref.	Spare Parts	ABS	A	B	C	D	E	F	G	H	I	L	M	Fig
<b>AUDI</b>															<b>AUDI</b>														
<b>613-301</b>					26	86	138								<b>607-127</b>		96	26	25	56,5	90	50		22 x 1,5				4	3
<b>613-319</b>					26	87	117								<b>607-128</b>			22	25	51	90	49		20 x 1,5				11	3
<b>613-320</b>					25	90	107								<b>607-140</b>		45	38	30	59,4	90	34		16 x 1,5				13	2
<b>613-376</b>					21,3	69	103								<b>607-150</b>			26	28	56,4	98	51		22 x 1,5				4	3
<b>613-379</b>					27,3	96,5	109								<b>607-150A</b>			26	28	56	98	51		22 x 1,5				4	3
<b>613-436</b>					27,3	96,5	109								<b>607-174</b>		45	38	27	59,6	98	34		16 x 1,5				13	2
<b>613-437</b>					27,3	96,5	109								<b>607-181</b>		96	22	25	51	88	49		20 x 1,5				11	3
<b>613-461</b>					27,3	96,5	109								<b>607-185</b>		96	22	30	51	81	48		20 x 1,5				11	2
<b>613-462</b>					30,5	104	125								<b>607-188</b>		45	38	30	59,6	88	34		16 x 1,5				13	2
<b>613-468</b>					27,3	96,5	109								<b>607-189</b>			36	30	52,8	90	40		20 x 1,5				11	2
<b>613-470</b>					21	85	103								<b>607-195</b>		45	38	27	59,5	98	34		16 x 1,5				13	2
<b>613-480</b>					25,5	94	116								<b>607-203</b>		96	26	28	56,6	98	50		22 x 1,5				4	3
<b>613-517</b>					30,5	104	125								<b>607-219</b>		45	26	25	56,5	90	50		22 x 1,5				4	3
<b>613-536</b>					24	90	83								<b>607-239</b>		45	33	30	53	87,9	30		14 x 1,5				13	2
<b>614-004</b>					21	89	97								<b>607-241</b>			36	30	53	81	40		20 x 1,5				11	2
<b>614-005</b>					21	94	97								<b>607-267</b>		45	38	27	59,5	98	34		16 x 1,5				13	2
<b>614-006</b>					21	48	80								<b>607-277</b>		45	38	28	59,6	98	34		16 x 1,5				13	3
<b>614-011</b>					24	100	115								<b>607-308</b>		45	33	30	53	87,9	30		14 x 1,5				13	2
<b>614-012</b>					24	107,5	120								<b>607-313</b>		96	33	30	53	87,9	30		14 x 1,5				13	2
<b>614-020</b>					21	94	97								<b>607-375</b>		45	33	30	53	87,9	30		14 x 1,5				13	2
<b>607-025</b>			26	25	56,5	90	50		22 x 1,5				4	3	<b>607-377</b>		45	38	30	59,6	87,9	34		16 x 1,5				13	2
<b>607-035</b>			20	25	45,5	77	48		20 x 1,5				11	2	<b>607-381</b>		45	33	27	53	98	30		14 x 1,5				13	2
<b>607-049</b>			22	30	51	81	48		20 x 1,5				11	3	<b>607-397</b>			36	30	52	85	43,7		16 x 1,5				11	2
<b>607-050</b>			22	30	51	90	49		20 x 1,5				11	2	<b>607-413</b>			36	30	52	85	43		16 x 1,5				11	2
<b>607-066</b>			33	30	53	81	30		14 x 1,5				13	2	<b>607-414</b>			36	30	52	90	43,5		16 x 1,5				11	2
<b>607-091</b>			33	30	53	88	30		14 x 1,5				13	2	<b>607-428</b>			36	27	53	98	40		20 x 1,5				11	2
<b>607-096</b>			22	30	51	81	48		20 x 1,5				11	2	<b>607-435</b>		45	38	33	59,4	87,9	34		16 x 1,5				13	1
<b>607-111</b>		96	22	30	51	88	49		20 x 1,5				11	2	<b>607-436</b>		45	38	27	59,5	99,5	34		16 x 1,5				13	2
<b>607-112</b>		45	33	30	53	88	30		14 x 1,5				13	2	<b>607-441</b>		45	38	27	59,5	99,5	34		16 x 1,5				13	2
<b>607-119</b>			38	25	59,5	90	34		16 x 1,5				13	3	<b>607-462</b>			36	30	59,6	89,9	40		16 x 1,5				13	2
<b>607-121</b>		45	38	25	59,6	90	34		16 x 1,5				13	3	<b>607-463</b>			36	27	59,5	97,95	40,5		16 x 1,5				13	2
<b>607-122</b>		45	33	30	53	81	30		14 x 1,5				13	2	<b>607-467</b>			36	30	59,5	90	40		16 x 1,5				13	2

































































QUOTE DIMENSIONALI TRASMISSIONI - DIMENSIONS TRANSMISSION

































































































































CIFAM ref.	Spare Parts	ABS	A	B	C	D	E	F	G	H	I	L	M	Fig	CIFAM ref.	Spare Parts	ABS	A	B	C	D	E	F	G	H	I	L	M	Fig
<b>AUDI</b>															<b>AUDI</b>														
<b>607-547</b>			20	26	44	69,9	43		16 x 1,5				11	1	<b>655-206</b>		45	38			98			16 x 1,5	34		650	s15	
<b>607-551</b>		45	38	27	59,6	100	34,3		16 x 1,5				13	1	<b>655-207</b>			36	33		81	92		20 x 1,5	74		554	s14	
<b>607-552</b>			38	27	59,5	100	34		16 x 1,5				13	1	<b>655-208</b>			36	33		81	92		20 x 1,5	74		822	s14	
<b>607-658</b>			36	27	59,5	100,1	40		16 x 1,5				13	1	<b>655-211</b>			36	33		90	100		20 x 1,5	78		823	s10	
<b>607-659</b>			30	27	64	100	61,7		24 x 1,5				2	1	<b>655-358</b>			36	33		90	100		20 x 1,5	78		553	s10	
<b>607-660</b>			38	29	59,5	106	34		16 x 1,5				13a	1	<b>655-443</b>			36	28		98	108		20 x 1,5	78		520	s10	
<b>607-688</b>			42	27	76,3	100	33,5		16 x 1,5				13a	1	<b>655-444</b>			36	28		98	108		20 x 1,5	78		806	s10	
<b>607-689</b>			42	29	76,3	106	33,5		16 x 1,5				13a	1	<b>655-603</b>		45	38		98	130		16 x 1,5	34		601	s15		
<b>607-695</b>			38	27	59,5	100	34		16 x 1,5				13	1	<b>655-604</b>		45	38		98	130		16 x 1,5	34		621	s15		
<b>607-697</b>			42	33	76,3	87,8	33,5		16 x 1,5				13a	1	<b>655-609</b>		45	33		98			14 x 1,5	30		598	s15		
<b>607-708</b>			36	33	59,5	93,7	39,8		16 x 1,5				13	2	<b>655-610</b>		45	33		98			14 x 1,5	30		620	s15		
<b>617-003</b>				33		92									<b>655-612</b>			36	33		85	94		16 x 1,5	59		750	s10	
<b>617-004</b>				33		94									<b>655-682</b>		45	33		88	108		14 x 1,5	30		585	s14		
<b>617-004A</b>				33		94									<b>655-683</b>		45	33		88	108		14 x 1,5	30		571	s14		
<b>617-010</b>				33		100									<b>655-684</b>		45	38		88	130	41	16 x 1,5	34		614	s15		
<b>617-010A</b>				33		100									<b>655-685</b>		45	38		88	130	41	16 x 1,5	34		650	s15		
<b>617-010B</b>				33		100									<b>655-686</b>		45	33		88	100		14 x 1,5	30		593	s14		
<b>617-010C</b>				33		100									<b>655-691</b>		45	38		98	130		16 x 1,5	34		551	s15		
<b>617-012</b>				33		100									<b>655-692</b>		45	38		98	130		16 x 1,5	34		523	s15		
<b>617-014</b>				28		108									<b>655-693</b>		45	38		98			16 x 1,5	34		596			
<b>617-022</b>				33		94									<b>655-694</b>		45	38		98			16 x 1,5	34		618			
<b>655-181</b>		45	33	33		88	100		14 x 1,5	30			585	s10	<b>655-695</b>		45	38		98			16 x 1,5	34		624			
<b>655-182</b>		45	33	33		88	100		14 x 1,5	30			574	s14	<b>655-696</b>		45	38		98			16 x 1,5	34		645			
<b>655-183</b>			33	33		81	94		14 x 1,5	30			583	s10	<b>655-759</b>			36		90	100			40		521			
<b>655-184</b>			33	33		81	94		14 x 1,5	30			572	s14	<b>655-760</b>			36		90	100			40		813			
<b>655-197</b>		45	33	28		88	108		14 x 1,5	30			611	s14	<b>655-761</b>			36		100	108					488			
<b>655-198</b>		45	33	28		88	108		14 x 1,5	30			636	s14	<b>655-762</b>			36		100	108					795			
<b>655-199</b>		45	33	28		88	108		14 x 1,5	30			609	s14	<b>655-763</b>			36		90	100			40		544			
<b>655-200</b>		45	33	28		88	108		14 x 1,5	30			635	s14	<b>655-764</b>			36		90	100			40		798			
<b>655-201</b>		45	33			88	130		14 x 1,5	30			593	s15	<b>655-771</b>		45	38		88	108		16 x 1,5	34		507	s15		
<b>655-202</b>		45	33			88	130		14 x 1,5	30			615	s15	<b>655-877</b>			36		90	100		16 x 1,5	40		553	s10		
<b>655-205</b>		45	38			98			16 x 1,5	34			614	s15	<b>655-878</b>			36		90	100		16 x 1,5	40		813	s14		

CIFAM ref.	Spare Parts	ABS	A	B	C	D	E	F	G	H	I	L	M	Fig	CIFAM ref.	Spare Parts	ABS	A	B	C	D	E	F	G	H	I	L	M	Fig	
<b>AUDI</b>															<b>BMW</b>															
655-898			36			85	92		16 x 1,5	59		530	s10		655-697		48	27			86	94			67	24	625			
655-899			36			85	92		16 x 1,5	59		754	s10		655-698		48	27			86	94			67	24	680			
655-900			36			90	85		16 x 1,5	59		535	s10		655-699		48	27				94		22 x 1,5			595			
655-901			36			90	90		16 x 1,5	59		722	s10		655-914		48	27			94	105		24 x 1,5	68,7		621	s10		
655-902			36			85	93,4		16 x 1,5	59		531	s10		655-915		48	27			94	105		24 x 1,5	68,7		673	s10		
655-938			20		-	70	-	39,3	16 x 1,5	57	-	533			655-916			30		27	86,1	82		27 x 1,5	77	60	599	s3		
655-939			20		-	70	-	39,3	16 x 1,5	57	-	736			655-917			30		27	86,1	82		27 x 1,5	77	381,4	920	s4		
655-940		45	38		-	98	-	-	16 x 1,5	34	-	-			655-924			30		27	98,1	86		27 x 1,5	77	61	584	s3		
655-941		45	38		-	98	-	-	16 x 1,5	34	-	517			655-925			30		27	98,1	86		27 x 1,5	77	448,4	973,	s4		
655-942		45	38		-	98	-	-	16 x 1,5	34	-	485		<b>BUICK</b>																
655-943		45	38		-	98	-	-	16 x 1,5	34	-	541		607-235			27	32	61,5	93	65		24 x 2,0				5	3		
655-1064			36		-	100	-	-	-	-	-	-		607-343			33	32	47,5	93,3	61		20 x 1,5				5	3		
<b>AUTOBIANCHI</b>															607-344			33	29	47,7	85	61,5		20 x 1,5				2	3	
613-001					20	68	80								607-355			27	32	61,2	90	63		24 x 2,0				5	2	
613-002					20	68	80								<b>CADILLAC</b>															
613-534					20	68	80								607-235			27	32	61,5	93	65		24 x 2,0				5	3	
607-001			20	20	43,1	80	55		20 x 1,5				4	3	<b>CHEVROLET</b>															
607-019			20	20	43,1	80	55		20 x 1,5				4	3	613-097					20	68	100								
607-055			22	20	48,1	80	55		20 x 1,5				4	3	613-365					17	68	100								
<b>BMW</b>															613-366					22	72	97								
613-412					24	90	90								613-431					26	86	138								
613-413					27,3	96,5	109								613-434					22	76	113								
613-493					21	85	103								613-442					25	90	107								
607-627			30	27	65	98	49,5		27 x 1,5				3	1	613-476					26	86	138								
607-630			30	27	65	98	49,5		27 x 1,5				3	1	607-280		40	23	19	46	71,5	67		18 x 1,5			3	3		
607-725			30	33	64,8	90,3	48,8		27 x 1,5				4	1	607-527		47	22	19	51,9	73,5	57,5		20 x 1,5			4	1		
655-212			27	24		86	94		24 x 1,5	67		625	s10		607-530		47	22	22	51,8	81,1	59		20 x 1,5			4	1		
655-213						103	103					471	s11		607-651		47	33	32	51,9	93,2	59,6		20 x 1,5			3	3		
655-214		48	27	24		86	94		24 x 1,5	67		625	s17		607-655			33	22	51,9	81,0	60,5		20 x 1,5			3	3		
655-216			30			90	100		26 x 1,5	73	28	628	s10																	






























































CIFAM ref.	Spare Parts	ABS	A	B	C	D	E	F	G	H	I	L	M	Fig	CIFAM ref.	Spare Parts	ABS	A	B	C	D	E	F	G	H	I	L	M	Fig		
<b>CHEVROLET</b>															<b>CHRYSLER USA</b>																
<b>607-656</b>		47	33	22	51,9	81	60,5		20 x 1,5				3	3	<b>607-026</b>			25	22	50	82	63		22 x 1,5				5	1		
<b>607-666</b>			30	34	54,5	93,27	58,2		24 x 2				5	3	<b>607-048</b>			25	23	50	78,7	64		22 x 1,5				5	1		
<b>607-704</b>			30	34	58,8	91,9	58,3		24 x 1,5				7	1	<b>607-148</b>			25	23	54	86,9	64,5		22 x 1,5				5	1		
<b>655-530</b>		40	23		22	68,5	71	27,8	18 x 1,5	92	54	613	s9		<b>607-356</b>			26	32	54	90	53		22 x 1,5				4	2		
<b>655-812</b>		40	23	22		72			18 x 1,5	92	54	780	s3	<b>CITROËN</b>																	
<b>655-813</b>		40	23	22		72			18 x 1,5	92	50	554	s3	<b>613-019</b>						20	80	107									
<b>655-814</b>		40	23	22		72			18 x 1,5	92	50	833	s3	<b>613-054</b>						20	82	105									
<b>CHEVROLET USA</b>															<b>613-116</b>					23	88	101									
<b>613-011</b>					22	83	79								<b>613-146</b>					23	88	101									
<b>613-069</b>					23	78	110								<b>613-147</b>					26	95	104									
<b>613-070</b>					18	63	82								<b>613-170</b>					25	86	96									
<b>607-008</b>			33	25	52,35	90	59		20 x 1,0				5	3	<b>613-172</b>					28	95	85									
<b>607-078</b>			26	29	56	84	59,5		22 x 1,5				5	3	<b>613-203</b>					28	74	115									
<b>607-080</b>			23	19	44	72	65		18 x 1,5				5	1	<b>613-281</b>					20	68	100									
<b>607-235</b>			27	32	61,5	93	65		24 x 2,0				5	3	<b>613-308</b>					31	75	115									
<b>607-344</b>			33	29	47,7	85	61,5		20 x 1,5				2	3	<b>613-315</b>					31	75	115									
<b>CHRYSLER</b>															<b>613-342</b>					26	86	138									
<b>613-247</b>					22	83	79								<b>613-344</b>					22	72	97									
<b>613-302</b>					26	86	138								<b>613-375</b>					22	82	126									
<b>613-532</b>					24	90	94,5								<b>613-382</b>					22	76	113									
<b>607-356</b>			26	32	54	90	53		22 x 1,5				4	2	<b>613-383</b>					17	68	100									
<b>607-438</b>		47	26	32	54	92	53		22 x 1,5				4	2	<b>613-419</b>					25	90	107									
<b>607-512</b>		47	26	32	54	95,5	53		-				4	2	<b>613-421</b>					22	72	127									
<b>607-741</b>			32	34	54,0	91,9	55,8		22 x 1,5				11	1	<b>613-429</b>					28	74	115									
<b>CHRYSLER USA</b>															<b>613-435</b>					26	86	138									
<b>613-025</b>					21	73	91								<b>613-475</b>					22	72	127									
<b>613-046</b>					21	73	91								<b>613-483</b>					25	90	107									
<b>613-126</b>					23	81	96								<b>613-503</b>					40	97	128									
<b>613-247</b>					22	83	79								<b>613-504</b>					34,9	84	119									
															<b>613-505</b>					29,5	72,5	112									
															<b>613-506</b>					40	97	128									

























































CIFAM ref.	Spare Parts	ABS	A	B	C	D	E	F	G	H	I	L	M	Fig	CIFAM ref.	Spare Parts	ABS	A	B	C	D	E	F	G	H	I	L	M	Fig	
<b>CITROËN</b>															<b>CITROËN</b>															
<b>613-508</b>					26	84	119								<b>607-546</b>		48	27	39	58	100,3	50		24 x 1,5				11	2	
<b>613-509</b>					34,9	84	119								<b>607-553</b>			25	26	58,8	91,6	47,5		24 x 1,5				11a	1	
<b>613-511</b>					34,9	84	119								<b>607-558</b>		29	25	34	58,5	86	46,5		24 x 1,5				11a	2	
<b>613-518</b>					34,9	84	119								<b>607-560</b>			21	22	48,6	79,2	52		20 x 1,5				4a	2	
<b>607-015</b>			25	22	55,3	84	46		24 x 1,5					11a	2	<b>607-561</b>			21	20	48,7	72,4	52		20 x 1,5				4a	1
<b>607-063</b>			21	22	56	84	51		20 x 1,5					3	2	<b>607-585</b>		48	25	34	58,5	86	46,5		24 x 1,5				11a	2
<b>607-142</b>			25	34	55,3	90	46		24 x 1,5					11a	2	<b>607-588</b>			25	34	58,5	86	46,5		24 x 1,5				11a	2
<b>607-175</b>		29	25	23	55,3	87	46		24 x 1,5					11a	2	<b>607-636</b>			28	39	58,4	95	53,7		24 x 1,5				11a	2
<b>607-176</b>		48	25	34	55,3	89,9	46		24 x 1,5					11a	2	<b>607-638</b>			21	21	48,5	75,1	51,5		20 x 1,5				4a	2
<b>607-177</b>			25	23	55,3	90	46		24 x 1,5					11a	2	<b>607-646</b>			21	21	48,75	75,6	52		20 x 1,5				4a	2
<b>607-179</b>		48	28	23	58,5	90	53		24 x 1,5					11a	2	<b>607-649</b>			21	22	48,6	79,2	52		20 x 1,5				4a	2
<b>607-180</b>		48	28	27	59,1	100	53		24 x 1,5					11a	2	<b>607-657</b>			25	26	58,8	91	47,5		24 x 1,5				11a	1
<b>607-182</b>		48	25	34	55,3	87	46		24 x 1,5					11a	2	<b>607-675</b>			25	34	58,5	86	46,5		24 x 1,5				11a	2
<b>607-206</b>		90	25	23	55,3	87	46		24 x 1,5					11a	2	<b>607-703</b>			21	28	48,9	75,5	51		20 x 1,5				4a	2
<b>607-208</b>		48	25	23	55,3	87	46		24 x 1,5					11a	2	<b>607-711</b>			25	39	58,4	94,9	88,7		24 x 1,5				11a	2
<b>607-222</b>		48	27	34	58,6	89,9	49		24 x 1,5					11	2	<b>607-729</b>			21	34	48,1	85,9	50,4		20 x 1,5				4a	2
<b>607-224</b>		48	27	39	59	100,45	49,5		24 x 1,5					11	2	<b>607-764</b>			25	22	58,5	79	47,5		24 x 1,5				11a	2
<b>607-243</b>			24	22	54	81	44,5		24 x 1,5					11	2	<b>655-004</b>			21		22	76,5	71,5	30	20 x 1,5	81	65,5	616	s3	
<b>607-263</b>		29	28	23	57,5	99,8	53		24 x 1,5					11a	2	<b>655-005</b>			21		22	76,5	71,5	30	20 x 1,5	81	93,5	800	s3	
<b>607-264</b>		29	28	27	59	99,8	53		24 x 1,5					11a	2	<b>655-006</b>			21		24	86,5	70,5	30	20 x 1,5	76	69,5	565	s5	
<b>607-281</b>		48	25	39	59	100	46		24 x 1,5					11a	2	<b>655-007</b>			21		24	86,5	70,5		20 x 1,5	76	347	840	s6	
<b>607-302</b>		29	25	34	59	87	46		24 x 1,5					11a	2	<b>655-008</b>			21			84			20 x 1,5	90		420	s2	
<b>607-407</b>			21	21	48,75	75,6	52		20 x 1,5					4a	2	<b>655-009</b>			21			75	115	30	20 x 1,5	91		584	s1	
<b>607-446</b>		29	25	34	58,5	87,75	46		24 x 1,5					11a	2	<b>655-010</b>			21		22	86,5	71,5	30	20 x 1,5	75,5	65	599	s3	
<b>607-455</b>			25	34	58,3	86	46		24 x 1,5					11a	2	<b>655-011</b>			21		22	86,5	71,5	30	20 x 1,5	75,5	328	858	s4	
<b>607-456</b>			25	22	58,7	79,5	47,7		24 x 1,5					11a	2	<b>655-014</b>			21		22	76,5	71,5	30	20 x 1,5	75	65	614	s3	
<b>607-469</b>			28	34	58,4	86	52,3		24 x 1,5					11a	2	<b>655-015</b>			21		22	76,5	71,5	30	20 x 1,5	75	93,5	798	s3	
<b>607-494</b>			27	28	58	92	49		24 x 1,5					11	1	<b>655-023</b>			25		24	84	81	33	24 x 1,5	80	70	591	s5	
<b>607-496</b>			25	39	58,5	100	46		24 x 1,5					11a	2	<b>655-024</b>			25			84			24 x 1,5	80		867	s6	
<b>607-498</b>			21	28	49	81	51		20 x 1,5					4a	3	<b>655-077</b>			22			84			22 x 1,5	75		440	s2	
<b>607-515</b>			24	20	49,5	73	55		-					5a	1	<b>655-078</b>			25		24	90	79		24 x 1,5	80	70	585	s16	
<b>607-528</b>			24	19	49,5	70,1	56		-					5a	1	<b>655-079</b>			25		24	90	81	33	24 x 1,5	80	350	867	s6	

CIFAM ref.	Spare Parts	ABS	A	B	C	D	E	F	G	H	I	L	M	Fig	CIFAM ref.	Spare Parts	ABS	A	B	C	D	E	F	G	H	I	L	M	Fig
<b>CITROËN</b>															<b>CITROËN</b>														
655-080			21		22	76,5	65			81	65	617	s3		655-218		29	25		22	84	72		24 x 1,5	79		865	s4	
655-081			21		22	76,5	65			81	93	800	s3		655-329			25		37	100	89		24 x 1,5	89	69	640	s5	
655-103			21		22	86,5	71,5	30	20 x 1,5	76	58,5	609	s3		655-330			25		37	100	89		24 x 1,5	89	361	942	s6	
655-104			21		22	86,5	71,5	30	20 x 1,5	76	253	802	s4		655-415			21		21	79			20 x 1,5	86		652	s5	
655-130		48	21		22	76,5	71,5	30	20 x 1,5	75	65	614	s3		655-416			21		21	79			20 x 1,5	86		841	s5	
655-131		48	21		22	76,5	71,5	30	20 x 1,5	75	93,5	798	s3		655-486		48	21		22	86,5	71,5	30	20 x 1,5	86	58	618	s16	
655-132			25		22	86,5	71,5	30	24 x 1,5	79	58,5	594	s5		655-487		48	21		22	86,5	71,5	30	20 x 1,5	86	240	814	s4	
655-133			25		22	86,5	71,5		24 x 1,5	79	333	865	s6		655-488			21		22	86,5	71,5	30	20 x 1,5	86	58	618	s16	
655-134		29	25		22	84	75		24 x 1,5	79	58	592	s5		655-489			21		22	86,5	71,5	30	20 x 1,5	86	240	814	s4	
655-135		29	25		22	84	75		24 x 1,5	79	333	865	s6		655-492			21			76,5			20 x 1,5	86		623	s16	
655-136		29	25			88			24 x 1,5	80	70	593	s5		655-493			21			76,5			20 x 1,5	86		805	s16	
655-137		29	25		24	88	81	33	24 x 1,5	80	350	867	s6		655-494		48	21			76,5			20 x 1,5	86		623	s16	
655-138			27		24	90	81	33	24 x 1,5	82	62	647	s3		655-495		48	21	22		76,5	70		20 x 1,5	86	74	805	s16	
655-139			27		24	90	81	33	24 x 1,5	82	350	936	s4		655-516		48	25		24	88	81	33	24 x 1,5	80	62	612	s5	
655-140		48	27		24	90	81	33	24 x 1,5	82	62	647	s3		655-519		29	25		24	88	81	33	24 x 1,5	80	62	586	s5	
655-141		48	27		24	90	81	33	24 x 1,5	82	350	936	s4		655-520			25			86,5			20 x 1,5	80		594	s16	
655-142			27		37	100	89	38,7	24 x 1,5	82	68,5	642	s3		655-521			25			86,5		32	20 x 1,5	80		865	s4	
655-143			27		37	100	89	38,7	24 x 1,5	82	369	942	s4		655-522		29	25			90			24 x 1,5	80		596	s5	
655-144		48	27		37	100	89	38,7	24 x 1,5	82	68,5	641	s3		655-523		29	25			90			24 x 1,5	80		876	s6	
655-145		48	27		37	100	89	38,7	24 x 1,5	82	369	942	s4		655-524			25			90			24 x 1,5	80		596	s5	
655-146		48	21		22	86,5	71,5	30	20 x 1,5	76	58,5	609	s3		655-525			25			90			24 x 1,5	80		876	s6	
655-147		48	21		22	86,5	71,5	30	20 x 1,5	76	253	802	s4		655-639			25			90			24 x 1,5	80		589		
655-149			25		24	90	81	33	24 x 1,5	80	350	895	s6		655-640			25			90			24 x 1,5	80		876		
655-150		48	25		24	88	81	33	24 x 1,5	80	70	618	s5		655-641		29	25			90			24 x 1,5	80		587		
655-156			21		22	86,5	71,5	30	20 x 1,5	76	58,5	592	s3		655-642		29	25			90			24 x 1,5	80		874		
655-157			21		22	86,5	71,5	30		76	328	865	s4		655-706			21	24		79			20 x 1,5	86	69	633		
655-174			28		24	90	81	33	24 x 1,5	90	355	937	s4		655-707			21	24		79			20 x 1,5	86	290	853		
655-175			28		24	90	81	33	24 x 1,5	90	62	652	s3		655-708			21		22	75	72		20 x 1,5	86	58,5	637		
655-176		29	28		37	100	101	50	24 x 1,5	90	365	936	s4		655-709			21		22	75	72		20 x 1,5	86	96	852		
655-177		29	28		37	100	101	50	24 x 1,5	90	69	648	s3		655-805		48	25	24		88			24 x 1,5	79	62	584	s3	
655-178			24			81	120	34	24 x 1,5	80		553	s8		655-806		48	25	24		88			24 x 1,5	79	350	875	s4	
655-217		29	25		22	84	72		24 x 1,5	79		594	s3		655-807		29	25		26	88	81		24 x 1,5	80	46,5	575	s3	



























































CIFAM ref.	Spare Parts	ABS	A	B	C	D	E	F	G	H	I	L	M	Fig	CIFAM ref.	Spare Parts	ABS	A	B	C	D	E	F	G	H	I	L	M	Fig	
<b>CITROËN</b>															<b>CITROËN LCV</b>															
655-808		29	25		26	88	81		24 x 1,5	80	258,8	786	s4		613-502					33	110	160								
655-809			25	37		100			24 x 1,5	89	68,5	616	s3		613-504					34,9	84	119								
655-810			25	37		100			24 x 1,5	89	399	951	s4		613-505					29,5	72,5	112								
655-811			21	22		79			20 x 1,5	86	58,5	642	s3		613-509					34,9	84	119								
655-831			27	37		92	89,4		24 x 1,4	81	68,5	647	s3		613-511					34,9	84	119								
655-832			27	37		92	89,4		24 x 1,4	81	369	965	s4		613-527					30,5	104	125								
655-857			24	23		73	70,3		22 x 1,5	90,8	60	593	s3		613-542					20	68	100								
655-858			24	23		73	70,3		22 x 1,5	90,8	60	897	s3		607-020			28	27	62,9	100	60	28 x 1,5				4	2		
655-920			24		23	70,2	70,3		22 x 1,5	90,7	60,3	650	s3		607-063			21	22	56	84	51	20 x 1,5				3	2		
655-921			24		23	70,2	70,3		22 x 1,5	90,7	60,3	840	s3		607-120		54	28	39	62,9	100,4	60	28 x 1,5				4	2		
655-951			21		22	75	-	-	20 x 1,5	86	65	641			607-132		54	35	45	70	115,3	63	33 x 1,5				11	2		
655-952			21		22	75	-	-	20 x 1,5	86	93	847			607-175		29	25	23	55,3	87	46	24 x 1,5				11a	2		
<b>CITROËN LCV</b>															607-222		48	27	34	58,6	89,9	49	24 x 1,5						11	2
															607-224		48	27	39	59	100,45	49,5	24 x 1,5						11	2
613-022					24	95	150								607-236		54	35	45	70	113,6	63	33 x 1,5				11	2		
613-054					20	82	105								607-286			21	31	56	84	52	20 x 1,5				3	2		
613-109					33	111	93								607-302		29	25	34	59	87	46	24 x 1,5				11a	2		
613-146					23	88	101								607-407			21	21	48,75	75,6	52	20 x 1,5				4a	2		
613-170					25	86	96								607-446		29	25	34	58,5	87,75	46	24 x 1,5				11a	2		
613-172					28	95	85								607-449			25	24	51	84	46	24 x 1,5				4	1		
613-203					28	74	115								607-455			25	34	58,3	86	46	24 x 1,5				11a	2		
613-209					20	82	105								607-494			27	28	58	92	49	24 x 1,5				11	1		
613-281					20	68	100								607-546		48	27	39	58	100,3	50	24 x 1,5				11	2		
613-287					25	78	130								607-558		29	25	34	58,5	86	46,5	24 x 1,5				11a	2		
613-308					31	75	115								607-585		48	25	34	58,5	86	46,5	24 x 1,5				11a	2		
613-342					26	86	138								607-636			28	39	58,4	95	53,7	24 x 1,5				11a	2		
613-375					22	82	126								607-637			22	22	51	79,1	39,8	22 x 1,5				4a	1		
613-419					25	90	107								607-646			21	21	48,75	75,6	52	20 x 1,5				4a	2		
613-420					23	78	90								607-648			22	22	51	79,1	39,8	22 x 1,5				4a	1		
613-428					31	75	115								607-675			25	34	58,5	86	46,5	24 x 1,5				11a	2		
613-488					27	90	140								607-717			35	27	71,5	97,9	59	33 x 1,5				4	2		
613-489					30,5	104	125								607-718			35	29	71,4	105,9	59	33 x 1,5				4	2		

































































QUOTE DIMENSIONALI TRASMISSIONI - DIMENSIONS TRANSMISSION

CIFAM ref.	Spare Parts	ABS	A	B	C	D	E	F	G	H	I	L	M	Fig	CIFAM ref.	Spare Parts	ABS	A	B	C	D	E	F	G	H	I	L	M	Fig
<b>CITROËN LCV</b>															<b>CITROËN LCV</b>														
<b>607-726</b>			35	29	71,4	105,9	59		33 x 1,5				4	1	<b>655-523</b>		29	25			90			24 x 1,5	80		876	s6	
<b>607-740</b>			25	22	50,9	79	46,2		24 x 1,5				4	1	<b>655-524</b>			25			90			24 x 1,5	80		596	s5	
<b>655-006</b>			21		24	86,5	70,5	30	20 x 1,5	76	69,5	565	s5		<b>655-525</b>			25			90			24 x 1,5	80		876	s6	
<b>655-007</b>			21		24	86,5	70,5		20 x 1,5	76	347	840	s6		<b>655-639</b>			25			90			24 x 1,5	80		589		
<b>655-019</b>			21		22	86,5	71,5	30	20 x 1,5	76,5	65	575	s3		<b>655-640</b>			25			90			24 x 1,5	80		876		
<b>655-020</b>			21		22	86,5	71,5	30	20 x 1,5	76,5	328	835	s4		<b>655-641</b>		29	25			90			24 x 1,5	80		587		
<b>655-082</b>			28		25	98	100	50	28 x 1,5	112	69	693	s5		<b>655-642</b>		29	25			90			24 x 1,5	80		874		
<b>655-083</b>			28			98		50	28 x 1,5	112		1064	s5		<b>655-805</b>		48	25	24		88			24 x 1,5	79	62	584	s3	
<b>655-084</b>		54	28		37	98	89	38,7	28 x 1,5	112	68,5	770	s3		<b>655-806</b>		48	25	24		88			24 x 1,5	79	350	875	s4	
<b>655-085</b>		54	28		37	98	89	38,7	28 x 1,5	112	369	1070	s6		<b>655-815</b>			28	41		98	89	38,7	28 x 1,5	112	70	756	s3	
<b>655-086</b>		54	28		41	98	89	38,7	28 x 1,5	112	70	756	s3		<b>655-816</b>			28	41		98	89	38,7	28 x 1,5	112	391	1077	s4	
<b>655-087</b>		54	28		41	98	89	38,7	28 x 1,5	112	391	1077	s6	<b>DACIA</b>															
<b>655-129</b>			28		25	98	100	50	28 x 1,5	112	387	1070	s6	<b>613-346</b>						20	68	100							
<b>655-132</b>			25		22	86,5	71,5	30	24 x 1,5	79	58,5	594	s5	<b>613-494</b>						26	87	117							
<b>655-133</b>			25		22	86,5	71,5		24 x 1,5	79	333	865	s6	<b>607-501</b>			23	30	49	83,6	50		20 x 1,5				11	2	
<b>655-134</b>		29	25		22	84	75		24 x 1,5	79	58	592	s5	<b>607-727</b>			25	33	52,5	89,9	53,9		20 x 1,5				11	2	
<b>655-135</b>		29	25		22	84	75		24 x 1,5	79	333	865	s6	<b>655-106</b>			20		23	86,5	81,5	30	16 x 1,5	107,		652	s8		
<b>655-138</b>			27		24	90	81	33	24 x 1,5	82	62	647	s3	<b>655-112</b>			20		23	86,5		30	16 x 1,5	107,		635	s8		
<b>655-139</b>			27		24	90	81	33	24 x 1,5	82	350	936	s4	<b>655-526</b>			20			86		30			24	612			
<b>655-140</b>		48	27		24	90	81	33	24 x 1,5	82	62	647	s3	<b>655-527</b>			20	23		86		30				741			
<b>655-141</b>		48	27		24	90	81	33	24 x 1,5	82	350	936	s4	<b>655-637</b>			21	23		86		30	20 x 1,5	83,8		682	s7		
<b>655-142</b>			27		37	100	89	38,7	24 x 1,5	82	68,5	642	s3	<b>655-638</b>			21	23		86	80		20 x 1,5	83,8	40,7	761	s8		
<b>655-143</b>			27		37	100	89	38,7	24 x 1,5	82	369	942	s4	<b>655-780</b>			20			86		30			24	616			
<b>655-144</b>		48	27		37	100	89	38,7	24 x 1,5	82	68,5	641	s3	<b>655-781</b>			20	23		86						744			
<b>655-145</b>		48	27		37	100	89	38,7	24 x 1,5	82	369	942	s4	<b>655-792</b>			23			83,7		29,9	20 x 1,5	86,2		682	s7		
<b>655-158</b>		54	35		41	115	104	50	33 x 1,5	117	70	762	s3	<b>655-793</b>			23	23		83,7	78,7		20 x 1,5	86,2	40,2	766	s8		
<b>655-159</b>		54	35		41	115	104	50	33 x 1,5	117	391	1084	s6	<b>655-904</b>			23	26		84	79		20 x 1,5	86	64	658	s3		
<b>655-160</b>		54	35		41	115	104	50	33 x 1,5	117	70	762	s3	<b>655-908</b>			23	26		80	79		20 x 1,5	79	326	896	s4		
<b>655-161</b>		54	35		41	115	104	50	33 x 1,5	117	391	1084	s6	<b>DACIA LCV</b>															
<b>655-415</b>			21		21	79			20 x 1,5	86		652	s5	<b>613-346</b>						20	68	100							
<b>655-416</b>			21		21	79			20 x 1,5	86		841	s5																
<b>655-522</b>		29	25			90			24 x 1,5	80		596	s5	<b>613-346</b>						20	68	100							

































































CIFAM ref.	Spare Parts	ABS	A	B	C	D	E	F	G	H	I	L	M	Fig	CIFAM ref.	Spare Parts	ABS	A	B	C	D	E	F	G	H	I	L	M	Fig
<b>DACIA LCV</b>															<b>DAEWOO</b>														
<b>607-501</b>			23	30	49	83,6	50		20 x 1,5				11	2	<b>655-813</b>		40	23	22		72			18 x 1,5	92	50	554	s3	
<b>DAEWOO</b>															<b>655-814</b>		40	23	22		72			18 x 1,5	92	50	833	s3	
<b>DAEWOO LCV</b>															<b>655-953</b>			23		22	72	-	-	18 x 1,5	92	54	780		
<b>613-018</b>					23	78	110								<b>DAEWOO LCV</b>														
<b>613-097</b>					20	68	100								<b>613-097</b>					20	68	100							
<b>613-098</b>					18	63	82								<b>607-280</b>		40	23	19	46	71,5	67		18 x 1,5				3	3
<b>613-176</b>					23	78	110								<b>655-528</b>			23		22	68,5	71	27,8	18 x 1,5	92	54	613	s9	
<b>613-177</b>					25	78	130								<b>655-529</b>			23		22	68,5	71	27,8	18 x 1,5	92	54	783	s9	
<b>613-226</b>					23	78	110								<b>655-530</b>		40	23		22	68,5	71	27,8	18 x 1,5	92	54	613	s9	
<b>613-276</b>					25	78	130								<b>655-531</b>		40	23		22	68,5	71	27,8	18 x 1,5	92	54	783	s5	
<b>613-277</b>					25	78	130								<b>DAIHATSU</b>														
<b>613-365</b>					17	68	100								<b>613-084</b>					19	66	94							
<b>613-366</b>					22	72	97								<b>613-136</b>					21	73	91							
<b>613-434</b>					22	76	113								<b>613-137</b>					18	63	82							
<b>614-008</b>					19	55	98								<b>613-214</b>					21	73	91							
<b>607-115</b>			23	19	44	71,5	66		18 x 1,5				3	3	<b>613-215</b>					18	63	82							
<b>607-234</b>			22	29	52	84	58		20 x 1,0				11	3	<b>613-234</b>					18	62	82,5							
<b>607-279</b>		47	33	29	52	85,75	59,5		20 x 1,0				5	3	<b>613-238</b>					18	63	82							
<b>607-280</b>		40	23	19	46	71,5	67		18 x 1,5				3	3	<b>607-097</b>			24	19	46	71	52,5		22 x 1,5				5	1
<b>607-311</b>			33	29	52	84	60		20 x 1,5				3	3	<b>607-159</b>			24	22	54	79	56		22 x 1,5				2	1
<b>607-395</b>		47	33	29	52	84	60,5		20 x 1,5				3	3	<b>607-160</b>			24	19	40	71	89		22 x 1,5				14b	1
<b>607-401</b>		47	22	29	52	85,7	58,5		20 x 1,5				4	3	<b>607-294</b>			24	21	54	75	57		22 x 1,5				2	1
<b>607-402</b>			22	29	52	86	58,5		20 x 1,5				4	3	<b>607-295</b>			24	19	54	71	57		22 x 1,5				2	1
<b>607-527</b>		47	22	19	51,9	73,5	57,5		20 x 1,5				4	1	<b>607-333</b>			24	19	44	71,5	88		22 x 1,5				14b	1
<b>607-530</b>		47	22	22	51,8	81,1	59		20 x 1,5				4	1	<b>607-340</b>			24	20	44	71,3	90		22 x 1,5				14b	2
<b>607-656</b>		47	33	22	51,9	81	60,5		20 x 1,5				3	3	<b>607-359</b>			24	20	44	72,3	89		22 x 1,5				14b	1
<b>617-029</b>			34	22	34,9	84									<b>DODGE</b>														
<b>655-528</b>			23		22	68,5	71	27,8	18 x 1,5	92	54	613	s9		<b>613-025</b>					21	73	91							
<b>655-529</b>			23		22	68,5	71	27,8	18 x 1,5	92	54	783	s9		<b>613-046</b>					21	73	91							
<b>655-530</b>		40	23		22	68,5	71	27,8	18 x 1,5	92	54	613	s9																
<b>655-531</b>		40	23		22	68,5	71	27,8	18 x 1,5	92	54	783	s5																
<b>655-812</b>		40	23	22		72			18 x 1,5	92	54	780	s3																


































































CIFAM ref.	Spare Parts	ABS	A	B	C	D	E	F	G	H	I	L	M	Fig	CIFAM ref.	Spare Parts	ABS	A	B	C	D	E	F	G	H	I	L	M	Fig
<b>DODGE</b>															<b>FIAT</b>														
613-055					25	85	102								613-001					20	68	80							
613-107					25	85	102								613-002					20	68	80							
613-126					23	81	96								613-003					20	75	105							
613-138					21	73	91								613-016					20	68	80							
613-232					22	76	113								613-020					25	86	96							
613-247					22	83	79								613-033					20	75	105							
607-026			25	22	50	82	63		22 x 1,5				5	1	613-056					20	68	80							
607-048			25	23	50	78,7	64		22 x 1,5				5	1	613-058					20	68	80							
607-064			25	25	50	89,5	64,7		22 x 1,5				5	1	613-089					25	86	96							
607-130			25	26	54	94,5	64,5		22 x 1,5				5	2	613-091					20	68	80							
607-148			25	23	54	86,9	64,5		22 x 1,5				5	1	613-092					25	86	96							
607-161			25	22	54	79	61		22 x 1,5				5	1	613-093					25	90	107							
607-330		56	23	28	58	82			20 x 1,5				9	2	613-133					24	92	84							
607-356			26	32	54	90	53		22 x 1,5				4	2	613-149					25	86	96							
<b>DODGE TRUCK</b>															613-167					20	75	105							
															613-170					25	86	96							
613-247					22	83	79								613-172					28	95	85							
607-356			26	32	54	90	53		22 x 1,5				4	2	613-173					20	75	105							
<b>EAGLE</b>															613-174					20	68	80							
															613-175					23	77	105							
613-025					21	73	91								613-179					25	86	96							
613-046					21	73	91								613-191					25	90	107							
613-125					22	78	94								613-216					20	68	80							
613-126					23	81	96								613-217					20	75	105							
613-138					21	73	91								613-257					20	68	100							
607-026			25	22	50	82	63		22 x 1,5				5	1	613-271					20	68	100							
607-048			25	23	50	78,7	64		22 x 1,5				5	1	613-282					20	68	80							
607-147			25	23	54	83	62		22 x 1,5				5	1	613-287					25	78	130							
607-148			25	23	54	86,9	64,5		22 x 1,5				5	1	613-288					22	76	113							
607-161			25	22	54	79	61		22 x 1,5				5	1	613-316					20	68	100							
															613-317					20	78	103							
															613-342					26	86	138							































































CIFAM ref.	Spare Parts	ABS	A	B	C	D	E	F	G	H	I	L	M	Fig	CIFAM ref.	Spare Parts	ABS	A	B	C	D	E	F	G	H	I	L	M	Fig
<b>FIAT</b>															<b>FIAT</b>														
<b>613-343</b>					26	86	138								<b>607-109</b>			25	25	52	90	47		24 x 1,5			4	2	
<b>613-352</b>					25	90	107								<b>607-110</b>		44	25	25	52	90	47		24 x 1,5			4	2	
<b>613-375</b>					22	82	126								<b>607-153</b>		44	25	28	56	98	47		24 x 1,5			4	3	
<b>613-378</b>					25	90	107								<b>607-154</b>			27	25	60	90	49		24 x 1,5			4	2	
<b>613-392</b>					25	78	130								<b>607-155</b>		44	27	25	60	87	49		24 x 1,5			4	2	
<b>613-393</b>					22	72	127								<b>607-209</b>			25	22	52	83	47		24 x 1,5			4	3	
<b>613-394</b>					20	68	100								<b>607-210</b>		44	25	22	52	87	47		24 x 1,5			4	3	
<b>613-397</b>					20	68	100								<b>607-211</b>			25	25	52	90	47		24 x 1,5			4	3	
<b>613-406</b>					24	80	116								<b>607-212</b>		44	25	25	52	90	47		24 x 1,5			4	3	
<b>613-420</b>					23	78	90								<b>607-213</b>			25	28	59	98	47		24 x 1,5			4	3	
<b>613-460</b>					25	78	130								<b>607-214</b>		44	25	25	59	90	47		24 x 1,5			4	3	
<b>613-497</b>					27	98	140								<b>607-222</b>		48	27	34	58,6	89,9	49		24 x 1,5			11	2	
<b>613-535</b>					20	68	80								<b>607-224</b>		48	27	39	59	100,45	49,5		24 x 1,5			11	2	
<b>613-537</b>					20	68	80								<b>607-226</b>			22	22	46	80	40		22 x 1,5			4a	3	
<b>613-538</b>					20	68	80								<b>607-227</b>		44	22	22	46	79,8	40		22 x 1,5			4a	3	
<b>614-002</b>					25	62	81								<b>607-231</b>			22	22	52	83	54		22 x 1,5			4	3	
<b>614-019</b>					25	62	81								<b>607-232</b>		44	22	22	52	83,1	54		22 x 1,5			4	3	
<b>607-001</b>			20	20	43,1	80	55		20 x 1,5				4	3	<b>607-240</b>			22	20	52	80	55		22 x 1,5			4	3	
<b>607-002</b>			22	20	48,1	80	55		20 x 1,5				4	3	<b>607-244</b>			25	28	59	98	47		24 x 1,5			4	3	
<b>607-003</b>			22	25	48,1	85	58		20 x 1,5				4	2	<b>607-245</b>			25	25	59	89	47		24 x 1,5			4	3	
<b>607-013</b>			22	20	71,6	80	40		22 x 1,5				4a	3	<b>607-258</b>			25	25	51	90	47		24 x 1,5			4	3	
<b>607-016</b>			25	25	52	90	47		24 x 1,5				4	2	<b>607-296</b>			22	21	51	75	40		22 x 1,5			4a	1	
<b>607-019</b>			20	20	43,1	80	55		20 x 1,5				4	3	<b>607-306</b>			25	22	51	83	47		24 x 1,5			4	3	
<b>607-032</b>			25	25	52	85	47		24 x 1,5				4	2	<b>607-309</b>			22	20	51	80	40		22 x 1,5			4a	3	
<b>607-065</b>			22	20	48,1	80	55		20 x 1,5				4	3	<b>607-358</b>			22	22	51	80	40		22 x 1,5			4a	3	
<b>607-067</b>			22	20	71,4	72	41		22 x 1,5				4a	3	<b>607-374</b>			22	22	51	79	54,2		22 x 1,5			4	1	
<b>607-093</b>		44	25	25	52	90	47		24 x 1,5				4	2	<b>607-387</b>			25	26	51	91	48		24 x 1,5			4	1	
<b>607-094</b>		90	25	25	54,5	90	47		24 x 1,5				11	2	<b>607-388</b>			25	26	59	91	48		24 x 1,5			4	1	
<b>607-095</b>		90	25	25	52	90	47		24 x 1,5				4	2	<b>607-396</b>			25	22	51	79	47		24 x 1,5			4	1	
<b>607-103</b>			25	25	54,5	90	47		24 x 1,5				11	2	<b>607-409</b>			22	20	47	80	53		22 x 1,5			4	3	
<b>607-105</b>			22	20	71,6	80	40		22 x 1,5				4a	3	<b>607-410</b>			22	20	47	72	43		22 x 1,5			4a	3	
<b>607-106</b>		44	22	20	71,6	80	40		22 x 1,5				4a	3	<b>607-411</b>			22	22	52	80	53		22 x 1,5			4	3	

































































QUOTE DIMENSIONALI TRASMISSIONI - DIMENSIONS TRANSMISSION

CIFAM ref.	Spare Parts	ABS	A	B	C	D	E	F	G	H	I	L	M	Fig	CIFAM ref.	Spare Parts	ABS	A	B	C	D	E	F	G	H	I	L	M	Fig
<b>FIAT</b>															<b>FIAT</b>														
<b>607-416</b>			22	22	47	83	54		22 x 1,5				4	3	<b>655-144</b>		48	27		37	100	89	38,7	24 x 1,5	82	68,5	641	s3	
<b>607-419</b>			25	24	51	84,5	53		24 x 1,5				4	1	<b>655-145</b>		48	27		37	100	89	38,7	24 x 1,5	82	369	942	s4	
<b>607-420</b>			30	25	53	90	56		24 x 1,5				7	3	<b>655-219</b>			22		22	80	73		22 x 1,5	80	62	597	s16	
<b>607-449</b>			25	24	51	84	46		24 x 1,5				4	1	<b>655-220</b>			22			80			22 x 1,5	80		916	s16	
<b>607-457</b>			22	20	47	72,3	40		22 x 1,5				4a	1	<b>655-223</b>			25	25		90	100		24 x 1,5	85		468	s10	
<b>607-458</b>			25	23	51	82	42		24 x 1,5				4	1	<b>655-226</b>			25			90	100	39,3	24 x 1,5	85		447	s1	
<b>607-481</b>			22	22	51	83	54		22 x 1,5				4	3	<b>655-231</b>			22	19		72		29,2	22 x 1,5	74		535	s7	
<b>607-493</b>			25	24	51	84,4	47,4		24 x 1,5				4	1	<b>655-232</b>			22	19		72		29,2	22 x 1,5	74		796	s7	
<b>607-494</b>			27	28	58	92	49		24 x 1,5				11	1	<b>655-233</b>			22	19	22	72	67	29,2	22 x 1,5	74	61	555	s16	
<b>607-495</b>			27	29	57,9	101,4	49		24 x 1,5				11	1	<b>655-234</b>			22		22	72	67	29,2	22 x 1,5	74	61	775	s16	
<b>607-506B</b>			30	26	54,4	91	56		24 x 1,5				7	1	<b>655-235</b>			22	19	22	80	67		22 x 1,5	80	61	585	s16	
<b>607-546</b>		48	27	39	58	100,3	50		24 x 1,5				11	2	<b>655-236</b>			22	19	22	80	67		22 x 1,5	80	61	870	s16	
<b>607-550</b>			25	26	50,9	90,9	48		24 x 1,5				4	1	<b>655-237</b>		44	22	19	22	80	67		22 x 1,5	80	61	585	s16	
<b>607-592</b>			25	23	51	82,1	48,2		24 x 1,5				4	1	<b>655-238</b>		44	22	19	22	80	67		22 x 1,5	80	61	870	s16	
<b>607-593</b>			22	21	51	75,1	40,5		22 x 1,5				4a	1	<b>655-239</b>			25			81		32	24 x 1,5	90		597	s7	
<b>607-594</b>			22	27	51	75,4	40,5		22 x 1,5				4a	3	<b>655-240</b>			25			81		32	24 x 1,5	90		931	s7	
<b>607-601</b>			25	33	51	84	48		24 x 1,5				4	2	<b>655-241</b>			25			90	100	39,3	24 x 1,5	85		465	s1	
<b>607-612</b>			25	24	51	84,4	54		24 x 1,5				4	1	<b>655-242</b>		44	25			90	100	38,7	24 x 1,5	85		465	s1	
<b>607-616</b>			27	26	59	91	48,6		24 x 1,5				4	1	<b>655-243</b>			25	25		90	100		24 x 1,5	85		485	s10	
<b>607-623</b>			28	29	58	72,6	62,5		-				5	2	<b>655-244</b>		44	25	25		90	100		24 x 1,5	85		478	s10	
<b>607-625</b>									-						<b>655-245</b>			22	20	22	80	72		22 x 1,5	80	61	585	s16	
<b>607-637</b>			22	22	51	79,1	39,8		22 x 1,5				4a	1	<b>655-246</b>			22	20	22	80	72		22 x 1,5	80	61	870	s16	
<b>607-687</b>			25	25	51	87	47,1		24 x 1,5				4	1	<b>655-421</b>			25			90	100	39,3	24 x 1,5	85		480	s1	
<b>607-732</b>			27	27	58,9	99,9	47,8		24 x 1,5				4	1	<b>655-422</b>			25	25		83	100		24 x 1,5	85		608	s1	
<b>617-002</b>				25		100									<b>655-423</b>			25	25		83	100		24 x 1,5	85		945	s1	
<b>617-020</b>				25		100									<b>655-424</b>			25			90	100	39,3	24 x 1,5	85		460	s1	
<b>655-138</b>			27		24	90	81	33	24 x 1,5	82	62	647	s3		<b>655-532</b>			25	25		90	100		24 x 1,5	85		479	s10	
<b>655-139</b>			27		24	90	81	33	24 x 1,5	82	350	936	s4		<b>655-533</b>			25	25		90	100		24 x 1,5	85		498	s7	
<b>655-140</b>		48	27		24	90	81	33	24 x 1,5	82	62	647	s3		<b>655-534</b>		44	25	25		90	100		24 x 1,5	85		479	s10	
<b>655-141</b>		48	27		24	90	81	33	24 x 1,5	82	350	936	s4		<b>655-535</b>		44	25	25		90	100		24 x 1,5	85		498	s10	
<b>655-142</b>			27		37	100	89	38,7	24 x 1,5	82	68,5	642	s3		<b>655-536</b>			22	20	22	75	72		22 x 1,5	90	61	611	s16	
<b>655-143</b>			27		37	100	89	38,7	24 x 1,5	82	369	942	s4		<b>655-537</b>			22	20	22	75	72		22 x 1,5	90	61	840	s16	




























































CIFAM ref.	Spare Parts	ABS	A	B	C	D	E	F	G	H	I	L	M	Fig	CIFAM ref.	Spare Parts	ABS	A	B	C	D	E	F	G	H	I	L	M	Fig
FIAT															FIAT														
<b>655-538</b>			25	25		90	100		24 x 1,5	85		497			<b>655-797</b>			22	22	75,5	72,7		22 x 1,5	79,5	61	649	s3		
<b>655-631</b>			25			84,5			24 x 1,5	90		454			<b>655-798</b>			22	22	75,5	72,7		22 x 1,5	79,5	61	894	s3		
<b>655-632</b>			25			84,5			24 x 1,5	90		537			<b>655-799</b>			22	22	75,1	72,7		22 x 1,5	79,5	61	650	s3		
<b>655-633</b>			22			79		32	22 x 1,5	89,4		617	s7		<b>655-800</b>			22	22	75,1	72,7		22 x 1,5	79,5	61	887	s3		
<b>655-634</b>			22			79		32	22 x 1,5	89,4		931	s7		<b>655-801</b>			25	25	82,1	79,5		24 x 1,5	84,5	57,2	569	s3		
<b>655-635</b>			25		24	84,5	82	35,5	24 x 1,5	90	69,6	615	s9		<b>655-802</b>			25	25	82,1	79,4		24 x 1,5	84,5	400	951	s4		
<b>655-636</b>			25		24	84,5	81	35,5	24 x 1,5	90	379	933	s4		<b>655-803</b>			25	24	82,1	80		24 x 1,5	84,5	67,9	625	s3		
<b>655-649</b>			22			83			22 x 1,5	90		555	s7		<b>655-804</b>			25	24	82,1	79,2		24 x 1,5	84,5	379,5	907	s4		
<b>655-650</b>			22			83			22 x 1,5	90		903	s7		<b>655-817</b>			22	22	75	72		22 x 1,5	90	61	656	s3		
<b>655-651</b>			25		34	91	86	43,2	24 x 1,5	84,3	56	631	s9		<b>655-818</b>			22	22	75	72		22 x 1,5	90	61	918	s3		
<b>655-652</b>			25			91	85,7	43,2	24 x 1,5		411	924	s6		<b>655-821</b>			22	22	72	67		22 x 1,5	74	61	632	s3		
<b>655-653</b>			25			84,5	100		24 x 1,5	84,5		512	s10		<b>655-822</b>			22	22	72	67		22 x 1,5	74	61	828	s3		
<b>655-654</b>			25			84,5	100		24 x 1,5	84		490	s10		<b>655-823</b>			25	34	84,5	82		24 x 1,5	85	56,5	631	s3		
<b>655-655</b>			25	22		79	72	32	24 x 1,5	84	61	636	s16		<b>655-824</b>			25	34	84,5	82		24 x 1,5	85	411	924	s4		
<b>655-656</b>			25	22		79	72	32	24 x 1,5	84	61	938			<b>655-825</b>			22	22	75	72		22 x 1,5	90	61	636	s3		
<b>655-657</b>			22	22		72	67		22 x 1,5	75,9	61	553	s16		<b>655-826</b>			22	22	75	72		22 x 1,5	90	61	864	s3		
<b>655-658</b>			22		22	72	67		22 x 1,5	75,9	61	774	s3		<b>655-827</b>			25	22	79	72		24 x 1,5	84	61	593	s3		
<b>655-659</b>			22			72		29,1	22 x 1,5	75,9		534	s7		<b>655-828</b>			25	22	79	72		24 x 1,5	84	61	829	s3		
<b>655-660</b>			22			72		29,1	22 x 1,5	75,9		796	s7		<b>655-829</b>			22	22	72	69,7		22 x 1,5	74	62,5	700	s3		
<b>655-665</b>			22			75			22 x 1,5	90		566			<b>655-830</b>			22	22	72	69,7		22 x 1,5	74	62,5	716	s3		
<b>655-666</b>			22			75			22 x 1,5	90		880			<b>655-831</b>			27	37	92	89,4		24 x 1,4	81	68,5	647	s3		
<b>655-669</b>			25			90			24 x 1,5	85		465	s1		<b>655-832</b>			27	37	92	89,4		24 x 1,4	81	369	965	s4		
<b>655-670</b>			25			90	103		24 x 1,5	84,5		489	s10		<b>655-833</b>			25		90	100		24 x 1,5	85		503	s10		
<b>655-671</b>			25			90			24 x 1,5	85		447	s1		<b>655-834</b>			22	22	72	67		22 x 1,5	74	61	651	s3		
<b>655-672</b>			27	37		100	89	38,7	24 x 1,5		68,5	632			<b>655-835</b>			22	22	72	67		22 x 1,5	74	61	847	s3		
<b>655-673</b>			27	37		100	89	38,7	24 x 1,5		369	955			<b>655-836</b>			25	25	91	85,8		24 x 1,5	84,3	75	632	s3		
<b>655-674</b>			25			82	100			85		501			<b>655-837</b>			25	25	91	85,8		24 x 1,5	84,3	377	932	s4		
<b>655-675</b>			25			82	100			85		521			<b>655-846</b>			25	24	84,5	82		24 x 1,5	84,4	69	585	s3		
<b>655-710</b>			25			79			24 x 1,5	84		589			<b>655-847</b>			25	24	84,5	82		24 x 1,5	84,4	379	901	s4		
<b>655-711</b>			25			79			24 x 1,5	84		820			<b>655-922</b>			25		24	82,1	80		24 x 1,5	84,5	67,9	537	s3	
<b>655-712</b>			25		22	79	72		24 x 1,5	84	61	917			<b>655-923</b>			25	24	82,1	79,2		24 x 1,5	84,5	379,5	876	s4		
<b>655-773</b>			25		22	79	72		24 x 1,5	84	61	655			<b>655-926</b>			30		25	90,9	86		24 x 1,5	94	57,6	602	s3	

































































QUOTE DIMENSIONALI TRASMISSIONI - DIMENSIONS TRANSMISSION

CIFAM ref.	Spare Parts	ABS	A	B	C	D	E	F	G	H	I	L	M	Fig	CIFAM ref.	Spare Parts	ABS	A	B	C	D	E	F	G	H	I	L	M	Fig						
<b>FIAT</b>															<b>FIAT LCV</b>																				
<b>655-927</b>			30		25	90,9	86		24 x 1,5	94	434,7	974	s6		<b>613-282</b>				20	68	80														
<b>655-956</b>		48	27		37	100	89	38,7	24 x 1,5	-	68,5	632			<b>613-287</b>				25	78	130														
<b>655-957</b>		48	27		37	100	89	38,7	24 x 1,5	-	369	955			<b>613-316</b>				20	68	100														
<b>655-962</b>			25		34	84,5	-	-	24 x 1,5	-	-	587			<b>613-317</b>				20	78	103														
<b>655-963</b>			25		34	84,5	-	-	24 x 1,5	-	-	849			<b>613-375</b>				22	82	126														
<b>655-982</b>			25		34	84,5	-	-	24 x 1,5	-	56,5	608			<b>613-392</b>				25	78	130														
<b>655-983</b>			25		34	84,5	-	-	24 x 1,5	-	300	874			<b>613-393</b>				22	72	127														
<b>FIAT LCV</b>															<b>613-406</b>				24	80	116														
															<b>613-419</b>				25	90	107														
<b>613-001</b>					20	68	80								<b>613-420</b>				23	78	90														
<b>613-002</b>					20	68	80								<b>613-428</b>				31	75	115														
<b>613-020</b>					25	86	96								<b>613-488</b>				27	90	140														
<b>613-022</b>					24	95	150								<b>613-489</b>				30,5	104	125														
<b>613-056</b>					20	68	80								<b>613-502</b>				33	110	160														
<b>613-058</b>					20	68	80								<b>613-527</b>				30,5	104	125														
<b>613-092</b>					25	86	96								<b>613-538</b>				20	68	80														
<b>613-093</b>					25	90	107								<b>614-002</b>				25	62	81														
<b>613-109</b>					33	111	93								<b>614-019</b>				25	62	81														
<b>613-133</b>					24	92	84								<b>607-001</b>			20	20	43,1	80	55	20 x 1,5						4	3					
<b>613-149</b>					25	86	96								<b>607-002</b>			22	20	48,1	80	55	20 x 1,5						4	3					
<b>613-167</b>					20	75	105								<b>607-019</b>			20	20	43,1	80	55	20 x 1,5						4	3					
<b>613-170</b>					25	86	96								<b>607-020</b>			28	27	62,9	100	60	28 x 1,5						4	2					
<b>613-172</b>					28	95	85								<b>607-065</b>			22	20	48,1	80	55	20 x 1,5						4	3					
<b>613-173</b>					20	75	105								<b>607-067</b>			22	20	71,4	72	41	22 x 1,5						4a	3					
<b>613-174</b>					20	68	80								<b>607-105</b>			22	20	71,6	80	40	22 x 1,5						4a	3					
<b>613-175</b>					23	77	105								<b>607-106</b>		44	22	20	71,6	80	40	22 x 1,5						4a	3					
<b>613-179</b>					25	86	96								<b>607-109</b>			25	25	52	90	47	24 x 1,5						4	2					
<b>613-191</b>					25	90	107								<b>607-110</b>		44	25	25	52	90	47	24 x 1,5						4	2					
<b>613-216</b>					20	68	80								<b>607-120</b>		54	28	39	62,9	100,4	60	28 x 1,5						4	2					
<b>613-217</b>					20	75	105								<b>607-132</b>		54	35	45	70	115,3	63	33 x 1,5						11	2					
<b>613-257</b>					20	68	100								<b>607-153</b>		44	25	28	56	98	47	24 x 1,5						4	3					
<b>613-271</b>					20	68	100								<b>607-209</b>			25	22	52	83	47	24 x 1,5						4	3					

CIFAM ref.	Spare Parts	ABS	A	B	C	D	E	F	G	H	I	L	M	Fig	CIFAM ref.	Spare Parts	ABS	A	B	C	D	E	F	G	H	I	L	M	Fig	
<b>FIAT LCV</b>															<b>FIAT LCV</b>															
<b>607-210</b>		44	25	22	52	87	47		24 x 1,5				4	3	<b>607-636</b>			28	39	58,4	95	53,7		24 x 1,5				11a	2	
<b>607-211</b>			25	25	52	90	47		24 x 1,5				4	3	<b>607-637</b>			22	22	51	79,1	39,8		22 x 1,5				4a	1	
<b>607-212</b>		44	25	25	52	90	47		24 x 1,5				4	3	<b>607-648</b>			22	22	51	79,1	39,8		22 x 1,5				4a	1	
<b>607-213</b>			25	28	59	98	47		24 x 1,5				4	3	<b>607-717</b>			35	27	71,5	97,9	59		33 x 1,5				4	2	
<b>607-222</b>		48	27	34	58,6	89,9	49		24 x 1,5				11	2	<b>607-718</b>			35	29	71,4	105,9	59		33 x 1,5				4	2	
<b>607-224</b>		48	27	39	59	100,45	49,5		24 x 1,5				11	2	<b>607-726</b>			35	29	71,4	105,9	59		33 x 1,5				4	1	
<b>607-225</b>			22	20	52	81	55		22 x 1,5				4	3	<b>617-002</b>			25		100										
<b>607-231</b>			22	22	52	83	54		22 x 1,5				4	3	<b>617-020</b>			25		100										
<b>607-232</b>		44	22	22	52	83,1	54		22 x 1,5				4	3	<b>655-082</b>			28		25	98	100	50	28 x 1,5	112	69	693	s5		
<b>607-236</b>		54	35	45	70	113,6	63		33 x 1,5				11	2	<b>655-083</b>			28			98		50	28 x 1,5	112		1064	s5		
<b>607-240</b>			22	20	52	80	55		22 x 1,5				4	3	<b>655-084</b>		54	28		37	98	89	38,7	28 x 1,5	112	68,5	770	s3		
<b>607-245</b>			25	25	59	89	47		24 x 1,5				4	3	<b>655-085</b>		54	28		37	98	89	38,7	28 x 1,5	112	369	1070	s6		
<b>607-258</b>			25	25	51	90	47		24 x 1,5				4	3	<b>655-086</b>		54	28		41	98	89	38,7	28 x 1,5	112	70	756	s3		
<b>607-296</b>			22	21	51	75	40		22 x 1,5				4a	1	<b>655-087</b>		54	28		41	98	89	38,7	28 x 1,5	112	391	1077	s6		
<b>607-306</b>			25	22	51	83	47		24 x 1,5				4	3	<b>655-129</b>			28		25	98	100	50	28 x 1,5	112	387	1070	s6		
<b>607-374</b>			22	22	51	79	54,2		22 x 1,5				4	1	<b>655-138</b>			27		24	90	81	33	24 x 1,5	82	62	647	s3		
<b>607-387</b>			25	26	51	91	48		24 x 1,5				4	1	<b>655-139</b>			27		24	90	81	33	24 x 1,5	82	350	936	s4		
<b>607-388</b>			25	26	59	91	48		24 x 1,5				4	1	<b>655-140</b>		48	27		24	90	81	33	24 x 1,5	82	62	647	s3		
<b>607-396</b>			25	22	51	79	47		24 x 1,5				4	1	<b>655-141</b>		48	27		24	90	81	33	24 x 1,5	82	350	936	s4		
<b>607-410</b>			22	20	47	72	43		22 x 1,5				4a	3	<b>655-142</b>			27		37	100	89	38,7	24 x 1,5	82	68,5	642	s3		
<b>607-416</b>			22	22	47	83	54		22 x 1,5				4	3	<b>655-143</b>			27		37	100	89	38,7	24 x 1,5	82	369	942	s4		
<b>607-419</b>			25	24	51	84,5	53		24 x 1,5				4	1	<b>655-144</b>		48	27		37	100	89	38,7	24 x 1,5	82	68,5	641	s3		
<b>607-449</b>			25	24	51	84	46		24 x 1,5				4	1	<b>655-145</b>		48	27		37	100	89	38,7	24 x 1,5	82	369	942	s4		
<b>607-457</b>			22	20	47	72,3	40		22 x 1,5				4a	1	<b>655-158</b>		54	35		41	115	104	50	33 x 1,5	117	70	762	s3		
<b>607-458</b>			25	23	51	82	42		24 x 1,5				4	1	<b>655-159</b>		54	35		41	115	104	50	33 x 1,5	117	391	1084	s6		
<b>607-481</b>			22	22	51	83	54		22 x 1,5				4	3	<b>655-160</b>		54	35		41	115	104	50	33 x 1,5	117	70	762	s3		
<b>607-493</b>			25	24	51	84,4	47,4		24 x 1,5				4	1	<b>655-161</b>		54	35		41	115	104	50	33 x 1,5	117	391	1084	s6		
<b>607-546</b>		48	27	39	58	100,3	50		24 x 1,5				11	2	<b>655-231</b>			22	19		72		29,2	22 x 1,5	74		535	s7		
<b>607-592</b>			25	23	51	82,1	48,2		24 x 1,5				4	1	<b>655-232</b>			22	19		72		29,2	22 x 1,5	74		796	s7		
<b>607-593</b>			22	21	51	75,1	40,5		22 x 1,5				4a	1	<b>655-233</b>			22	19	22	72	67	29,2	22 x 1,5	74	61	555	s16		
<b>607-612</b>			25	24	51	84,4	54		24 x 1,5				4	1	<b>655-234</b>			22		22	72	67	29,2	22 x 1,5	74	61	775	s16		
<b>607-616</b>			27	26	59	91	48,6		24 x 1,5				4	1	<b>655-241</b>			25			90	100	39,3	24 x 1,5	85		465	s1		

QUOTE DIMENSIONALI TRASMISSIONI - DIMENSIONS TRANSMISSION


























































CIFAM ref.	Spare Parts	ABS	A	B	C	D	E	F	G	H	I	L	M	Fig	CIFAM ref.	Spare Parts	ABS	A	B	C	D	E	F	G	H	I	L	M	Fig
<b>FIAT LCV</b>															<b>FORD AUSTRALIA</b>														
655-242		44	25			90	100	38,7	24 x 1,5	85		465	s1		613-023					21	73	91							
655-243			25	25		90	100		24 x 1,5	85		485	s10		613-040					25	86	96							
655-244		44	25	25		90	100		24 x 1,5	85		478	s10		613-118					21	73	91							
655-424			25			90	100	39,3	24 x 1,5	85		460	s1		613-187					23	77	91							
655-538			25	25		90	100		24 x 1,5	85		497			614-025					23	74	92							
655-631			25			84,5			24 x 1,5	90		454			607-024			24	22	52	79	56	20 x 1,5				3	1	
655-632			25			84,5			24 x 1,5	90		537			607-042			26	25	52	89,5	62	20 x 1,5				3	1	
655-633			22			79		32	22 x 1,5	89,4		617	s7		607-141			26	22	56	79	62	22 x 1,5				3	2	
655-634			22			79		32	22 x 1,5	89,4		931	s7		607-254			24	23	52	80	56	20 x 1,5				3	1	
655-635			25		24	84,5	82	35,5	24 x 1,5	90	69,6	615	s9		617-027			24	22	39,4	75,4								
655-636			25		24	84,5	81	35,5	24 x 1,5	90	379	933	s4	<b>FORD BRASIL</b>															
655-657			22	22		72	67		22 x 1,5	75,9	61	553	s16																
655-658			22		22	72	67		22 x 1,5	75,9	61	774	s3	613-017					20	78	103								
655-659			22			72		29,1	22 x 1,5	75,9		534	s7	613-142					19	66	94								
655-660			22			72		29,1	22 x 1,5	75,9		796	s7	613-194					20	70	120								
655-669			25			90			24 x 1,5	85		465	s1	607-014			23	22	55	84	61	20 x 1,5				4	3		
655-670			25			90	103		24 x 1,5	84,5		489	s10	607-171			24	19	52	71	56	20 x 1,5				3	1		
655-672			27	37		100	89	38,7	24 x 1,5		68,5	632		607-233			24	30	46	80	79	"3/4"-2				5	3		
655-673			27	37		100	89	38,7	24 x 1,5		369	955		607-261			24	20	52	72	56	20 x 1,5				3	1		
655-815			28	41		98	89	38,7	28 x 1,5	112	70	756	s3	<b>FORD EUROPE</b>															
655-816			28	41		98	89	38,7	28 x 1,5	112	391	1077	s4																
655-819			22			83,2		32	22 x 1,5	89,3		571	s7	613-017					20	78	103								
655-820			22			83,2		32	22 x 1,5	89,3		919	s7	613-037					20	68	100								
655-922			25		24	82,1	80		24 x 1,5	84,5	67,9	537	s3	613-083					20	78	103								
655-923			25		24	82,1	79,2		24 x 1,5	84,5	379,5	876	s4	613-102					20	78	103								
655-954			22	20	22	79	72	-	-	-	61	-		613-134					20	78	103								
655-955			22	20	22	79	72	-	-	-	61	-		613-161					25	90	107								
655-956		48	27		37	100	89	38,7	24 x 1,5	-	68,5	632		613-162					25	78	130								
655-957		48	27		37	100	89	38,7	24 x 1,5	-	369	955		613-163					25	78	130								
655-964														613-204					20	68	100								
655-965														613-246					24	80	116								
														613-250					21	85	103								

































































CIFAM ref.	Spare Parts	ABS	A	B	C	D	E	F	G	H	I	L	M	Fig	CIFAM ref.	Spare Parts	ABS	A	B	C	D	E	F	G	H	I	L	M	Fig
<b>FORD EUROPE</b>															<b>FORD EUROPE</b>														
<b>613-266</b>					26	86	138								<b>607-354</b>			25	23	53,2	82	55		22 x 1,5				4	1
<b>613-271</b>					20	68	100								<b>607-364</b>			25	30	56,6	89,9	55,5		22 x 1,5				4	2
<b>613-285</b>					25	90	107								<b>607-389</b>		48	38	27	60	93,3	34		16 x 1,5				13	2
<b>613-294</b>					20	68	100								<b>607-396</b>			25	22	51	79	47		24 x 1,5				4	1
<b>613-295</b>					20	68	100								<b>607-417</b>			27	26	56	90	58,5		22 x 1,5				4	1
<b>613-297</b>					28	67	98								<b>607-429</b>			25	20	53	72,3	55		22 x 1,5				4	1
<b>613-306</b>					26	86	138								<b>607-430</b>			25	21	53,2	75,6	56		22 x 1,5				4	1
<b>613-316</b>					20	68	100								<b>607-432</b>			25	22	53,3	73,3	55,5		22 x 1,5				4	1
<b>613-357</b>					21	85	103								<b>607-444</b>		48	38	36	60	97,5	34		16 x 1,5				13	2
<b>613-358</b>					31	75	115								<b>607-457</b>			22	20	47	72,3	40		22 x 1,5				4a	1
<b>613-384</b>					25	90	107								<b>607-510</b>			36	26	56,4	86,9	48,4		10 x 1,5				13a	1
<b>613-385</b>					23	77	105								<b>607-511</b>			25	24	52,7	84,6	56		22 x 1,5				4	1
<b>613-386</b>					31	75	115								<b>607-562</b>			36	26	56,2	90,9	49		10 x 1,5				13a	2
<b>613-423</b>					31	75	115								<b>607-563</b>			36	23	56	82,1	48		10 x 1,5				13a	2
<b>613-444</b>					22	72	127								<b>607-564</b>			36	24	56,5	81	48		10 x 1,5				13a	1
<b>613-451</b>					37,5	85,5	115								<b>607-566</b>			25	22	53,3	73,5	55,8		-			4	1	
<b>613-499</b>					27	90	140								<b>607-640</b>			27	23	56	82	58,3		22 x 1,5				4	1
<b>614-007</b>					25	62	81								<b>607-669</b>			25	22	53,3	73,6	55,8		22 x 1,5				4	1
<b>614-009</b>					19	68	96								<b>607-677</b>			36	26	56,4	86,9	48,4		10 x 1,5				13a	1
<b>607-014</b>			23	22	55	84	61		20 x 1,5				4	3	<b>607-738</b>			40	28	57,4	91,9	51,4		10 x 1,5				13a	1
<b>607-036</b>			22	20	50	72	61		20 x 1,5				4	3	<b>607-776</b>			36	26	56,2	90,9	49		10 x 1,5				13a	2
<b>607-037</b>			23	20	50	72	61		20 x 1,5				4	3	<b>607-777</b>			36	23	56	82,1	48		10 x 1,5				13a	2
<b>607-041</b>			23	20	60	72	50		20 x 1,5				4	3	<b>617-005</b>				25		100								
<b>607-092</b>			23	22	55	81	61		20 x 1,5				4	3	<b>617-007</b>			23	20	40	75								
<b>607-125</b>			25	22	56,6	84	55,5		22 x 1,5				4	3	<b>655-088</b>			23	22	23	84	84		20 x 1,5	80	61	584	s9	
<b>607-156</b>			23	22	48	84	51		20 x 1,5				4	3	<b>655-089</b>			23	22	23	84	84		20 x 1,5	80	61	861	s9	
<b>607-192</b>			25	22	56,6	81	55,5		22 x 1,5				4	3	<b>655-090</b>			25		26	90	87,2	37	22 x 1,5	88	68,5	598	s3	
<b>607-198</b>			25	25	56,6	90	56		22 x 1,5				4	3	<b>655-091</b>			25		26	90	87,2	37	22 x 1,5	88	68,5	907	s3	
<b>607-200</b>		44	27	25	57	87	59		22 x 1,5				4	2	<b>655-162</b>			25	22	23	72	84	30	22 x 1,5	89	61	590	s3	
<b>607-201</b>		44	27	30	57	82	59		22 x 1,5				4	2	<b>655-249</b>			25	22	23	81	84	30	22 x 1,5	88	61	606	s16	
<b>607-202</b>			27	25	54,3	87	59		22 x 1,5				11	2	<b>655-250</b>			25	22	23	81	84	30	22 x 1,5	88	61	904	s16	
<b>607-283</b>			25	20	56,6	72	56		22 x 1,5				4	3	<b>655-251</b>			25	22	23	81	84	30	22 x 1,5	89	61	590	s16	































































QUOTE DIMENSIONALI TRASMISSIONI - DIMENSIONS TRANSMISSION



































































CIFAM ref.	Spare Parts	ABS	A	B	C	D	E	F	G	H	I	L	M	Fig	CIFAM ref.	Spare Parts	ABS	A	B	C	D	E	F	G	H	I	L	M	Fig	
<b>FORD LCV, TRUCK</b>															<b>GEO</b>															
607-565		48	28	26	56,9	88,7	71,5		24 x 2,0				4	1	613-066					21	73	91								
607-674		48	28	28	59,1	92	79		24 x 2				4	1	613-067					21	73	91								
617-007			23	20	40	75									613-069					23	78	110								
655-088			23	22	23	84	84		20 x 1,5	80	61	584	s9		613-070					18	63	82								
655-089			23	22	23	84	84		20 x 1,5	80	61	861	s9		613-095					18	63	82								
655-251			25	22	23	81	84	30	22 x 1,5	89	61	590	s16		607-075			22	22	50	79	61		20 x 1,0				3	2	
655-252			25	22	23	81	84	30	22 x 1,5	89	61	865	s16		607-076			22	21	50	74,6	61		20 x 1,0				3	1	
655-263			25			81		30	22 x 1,5	89		513	s7		607-078			26	29	56	84	59,5		22 x 1,5				5	3	
655-840			25	26		84,5	82		22 x 1,5	94	69	627	s3		607-080			23	19	44	72	65		18 x 1,5				5	1	
655-841			25	26		84,5	82		22 x 1,5	94	388	960	s4		607-114			23	19	49	71,5	66		18 x 1,5				3	1	
655-842			25	26		90,9	85		22 x 1,5	94	69	630	s3		<b>GMB</b>															
655-843			25	26		90,9	85		22 x 1,5	94	388	963	s4		613-011					22	83	79								
655-970			25		23	81	78,5	30	22 x 1,5	89	61,5	603			607-008			33	25	52,35	90	59		20 x 1,0				5	3	
655-972			28		36	90	-	-	24 x 2	120	77	794			<b>HOLDEN</b>															
655-973			28		36	90	-	-	24 x 2	120	329	1052			613-011					22	83	79								
655-976		48	28		36	101,5	-	-	24 x 2	121	77	800			613-027					21	73	91								
655-977		48	28		36	101,5	-	-	24 x 2	121	329	1061			613-029					26	78	100								
655-978		48	28		36	90	-	-	24 x 2	120	77	794			613-059					18	63	82								
655-979		48	28		36	90	-	-	24 x 2	120	329	1052			613-066					21	73	91								
655-980		48	28		26	90	-	-	24 x 2	120	77	796			613-067					21	73	91								
655-981		48	28		26	90	-	-	24 x 2	120	329	1053			613-070					18	63	82								
<b>FORD USA</b>															613-113					23	81	96								
613-050					25	85	102								607-008			33	25	52,35	90	59		20 x 1,0				5	3	
613-197					24	79	98								607-028			24	22	52	79,2	60,7		20 x 1,0				5	2	
613-212					24	90	94,5								607-030			26	23	56	82	60		19 x 1,5				5	2	
613-230					25	85	102								607-068			23	19	44	72	65		18 x 1,5				5	1	
607-059			26	25	56	89,5	62		22 x 1,5				3	1	607-075			22	22	50	79	61		20 x 1,0				3	2	
607-268			28	23	56	87	63		22 x 1,5				3	2	607-076			22	21	50	74,6	61		20 x 1,0				3	1	
607-291			28	26	56	94	62,5		22 x 1,5				3	2	607-080			23	19	44	72	65		18 x 1,5				5	1	
607-328		44	28	26	56	94			22 x 1,5				3	1	607-136			25	25	52,2	89,6	56		22 x 1,5				5	2	

































































CIFAM ref.	Spare Parts	ABS	A	B	C	D	E	F	G	H	I	L	M	Fig	CIFAM ref.	Spare Parts	ABS	A	B	C	D	E	F	G	H	I	L	M	Fig
<b>HONDA</b>															<b>HONDA</b>														
613-013					21	71,5	90								613-458					24,8	91	123							
613-015					21	71,5	90								613-459					21	85	103							
613-042					21	73	91								613-464					22	82	126							
613-043					23	81	96								607-010			23	22	45	79,4	54		22 x 1,5			4	1	
613-049					23	81	96								607-011			23	22	45	79,4	55		22 x 1,5			5	1	
613-062					21	71,5	90								607-044			23	30	49	82,5	54		22 x 1,5			1	1	
613-063					25	77	100								607-045			26	32	49	86,6	51		22 x 1,5			3	1	
613-064					25	77	100								607-053			26	32	55	86,6	51		22 x 1,5			3	1	
613-065					24	90	94,5								607-053A		50	26	32	55	86,6	51		22 x 1,5			3	1	
613-076					21	73	91								607-054			26	30	49	82	53		22 x 1,5			3	1	
613-087					23	81	96								607-071			24	30	47,2	81	49		22 x 1,5			4	1	
613-108					24	90	94,5								607-072			23	27	45	82,6	51		22 x 1,5			4	1	
613-168					20	80	93								607-073			28	34	60	95	57		24 x 1,5			2	1	
613-184					25	82	96								607-074			28	34	60	95,6	57		24 x 1,5			1	1	
613-185					23	81	96								607-074A		50	28	34	60	95	57		24 x 1,5			1	1	
613-188					23	81	96								607-079			24	30	45	81,3	49		22 x 1,5			4	1	
613-192					23	81	96								607-086			23	27	49	82,5	51		22 x 1,5			1	1	
613-205					25	78	130								607-099			24	22	45	79,4	54,7		22 x 1,5			4	1	
613-206					22	86	91								607-101			26	32	49	87	52		22 x 1,5			1	1	
613-220					23	77	91								607-113			26	32	49	87	52		22 x 1,5			4	1	
613-236					22	78	94								607-131			28	32	60	97	59,7		24 x 1,5			1	1	
613-274					21	85	103								607-131A		50	28	32	60	97	59,7		24 x 1,5			1	1	
613-289					20	78	103								607-220			26	23	49	83,6	51		22 x 1,5			1	2	
613-290					20	78	103								607-242		50	26	23	49	84	51,5		22 x 1,5			1	2	
613-291					20	78	103								607-250		100	26	32	49	87,4	54		22 x 1,5			1	1	
613-292					21	85	103								607-251			26	30	55	80	51		22 x 1,5			4	1	
613-450					27	92	136								607-255			26	30	55	89,5	51		22 x 1,5			1	1	
613-452					24,8	91	123								607-260			26	23	49	85	51		22 x 1,5			4	1	
613-453					24,8	91	123								607-284		50	28	32	60	91,9	61		24 x 1,5			3	2	
613-454					27	92	136								607-301		50	26	28	55	82,3	52		22 x 1,5			3	1	
613-455					22	82	126								607-337			26	30	55	82	53		22 x 1,5			3	2	
613-456					22	82	126								607-399		43	26	32	54,6	91,9	51		22 x 1,5			1	2	



























































CIFAM ref.	Spare Parts	ABS	A	B	C	D	E	F	G	H	I	L	M	Fig	CIFAM ref.	Spare Parts	ABS	A	B	C	D	E	F	G	H	I	L	M	Fig	
<b>HONDA</b>															<b>HYUNDAI</b>															
<b>607-423</b>		50	28	32	64	89,1	60		24 x 1,5				1	2	<b>613-324</b>					25	78	130								
<b>607-424</b>			26	28	52	84	52		22 x 1,5				1	1	<b>613-325</b>					24	79	98								
<b>607-425</b>		50	26	28	60	83,1	52		22 x 1,5				3	1	<b>613-371</b>					18	63	82								
<b>607-426</b>		50	26	22	60	79,9	52		22 x 1,5				3	1	<b>613-373</b>					25	87	104								
<b>607-427</b>		50	26	32	60	89,1	52		22 x 1,5				1	2	<b>613-374</b>					22	78	94								
<b>607-676</b>			28	34	62,9	93,7	61,2		24 x 1,5				1	1	<b>613-400</b>					25	85	102								
<b>607-678</b>			28	32	62,9	93,7	61,3		24 x 1,5				1	1	<b>613-401</b>					21	85	103								
<b>607-679</b>			28	32	62,9	93,7	61,2		24 x 1,5				1	1	<b>613-411</b>					23	81	96								
<b>607-680</b>			28	34	62,9	93,7	61,3		24 x 1,5				1	1	<b>613-492</b>					20	78	103								
<b>607-681</b>			26	30	58	85	53,5		22 x 1,5				1	1	<b>613-498</b>					27,3	96,5	109								
<b>607-682</b>			26	28	51,9	83	53,9		22 x 1,5				1	1	<b>613-500</b>					22	78	94								
<b>607-684</b>		50	28	32	63,9	93,7	59,5		24 x 1,5				1	1	<b>613-521</b>					22	78	94								
<b>607-685</b>		50	28	32	64	93,7	61		24 x 1,5				1	1	<b>613-531</b>					22	78	94								
<b>607-686</b>		50	26	32	54,9	86	52,9		22 x 1,5				3	2	<b>613-533</b>					22	78	94								
<b>607-691</b>			26	30	60	85	53,5		22 x 1,5				1	1	<b>607-026</b>			25	22	50	82	63		22 x 1,5				5	1	
<b>607-699</b>		50	26	30	60	85	53,5		22 x 1,5				1	1	<b>607-047</b>			25	22	50	82	63		22 x 1,5				5	2	
<b>655-338</b>			26		27	84	84,5	38	22 x 1,5	78	54,5	607	s16		<b>607-048</b>			25	23	50	78,7	64		22 x 1,5				5	1	
<b>655-363</b>			26		27	84	84,5	38	22 x 1,5	78	54,5	607	s16		<b>607-064</b>			25	25	50	89,5	64,7		22 x 1,5				5	1	
<b>655-784</b>		50	26		25	82,5	75		22 x 1,5	79	61	905			<b>607-104</b>			25	23	50	82	63		22 x 1,5				5	1	
<b>655-785</b>		50	26		25	82,5	75		22 x 1,5	79	54	621			<b>607-191</b>			25	30	50	82	62		22 x 1,5				5	1	
<b>655-788</b>		50	26		25	86	80,8		22 x 1,5	78,5	61,4	905	s8		<b>607-199</b>			25	26	50	95	61		22 x 1,5				5	1	
<b>655-789</b>		50	26		25	86	80,8		22 x 1,5	78,5	54,5	623	s8		<b>607-370</b>		44	25	25	50	89,5	65		22 x 1,5				5	1	
<b>HYUNDAI</b>															<b>607-406</b>		38	25	19	50	72	62		22 x 1,5					5	1
<b>HYUNDAI</b>															<b>607-471</b>		44	25	23	50	86,9	61		22 x 1,5					5	1
<b>613-025</b>					21	73	91								<b>607-524</b>		44	25	23	50	80	62		22 x 1,5				6	1	
<b>613-045</b>					21	73	91								<b>607-541</b>		48	25	19	52,4	69	62		22 x 1,5				5	1	
<b>613-046</b>					21	73	91								<b>607-543</b>		52	27	26	60,1	90,9	62		22 x 1,5				5	1	
<b>613-055</b>					25	85	102								<b>607-545</b>		48	25	22	52,5	76,3	62		-				5	1	
<b>613-090</b>					21	73	91								<b>607-607</b>		48	25	23	50	86	62		22 x 1,5				5	1	
<b>613-155</b>					21	73	91								<b>607-608</b>		44	25	25	49,9	89,5	62		22 x 1,5				5	1	
<b>613-280</b>					18	63	82								<b>607-617</b>			27	25	58	88,7	60		22 x 1,5				5	2	
<b>613-323</b>					22	78	94								<b>607-661</b>		48	27	25	62	88,1	65,5		22 x 1,5				5	1	

QUOTE DIMENSIONALI TRASMISSIONI - DIMENSIONS TRANSMISSION



























































CIFAM ref.	Spare Parts	ABS	A	B	C	D	E	F	G	H	I	L	M	Fig	CIFAM ref.	Spare Parts	ABS	A	B	C	D	E	F	G	H	I	L	M	Fig	
<b>LADA</b>															<b>LANCIA</b>															
613-501					17	65	92								613-342					26	86	138								
614-026					21	73	91								613-343					26	86	138								
607-081			22	22	50	81	50		20 x 1,5				4	2	613-375					22	82	126								
607-184			25	25	52	90	58		20 x 1,5				11	3	613-378					25	90	107								
607-223			22	22	55,9	90	72		18 x 1,5				3b	2	613-497					27	98	140								
607-341			20	19	42	70,5	50		20 x 1,5				11	1	613-535					20	68	80								
617-028			24	22	35	82									613-538					20	68	80								
655-179			22	22	24	81	81,5		20 x 1,5	77	60	602	s3		614-002					25	62	81								
655-180			22	22	24	81	81,5		20 x 1,5	77	60	853	s3		614-019					25	62	81								
<b>LANCIA</b>															607-002			22	20	48,1	80	55		20 x 1,5					4	3
613-002					20	68	80								607-003			22	25	48,1	85	58		20 x 1,5				4	2	
613-003					20	75	105								607-013			22	20	71,6	80	40		22 x 1,5				4a	3	
613-016					20	68	80								607-016			25	25	52	90	47		24 x 1,5				4	2	
613-020					25	86	96								607-019			20	20	43,1	80	55		20 x 1,5				4	3	
613-033					20	75	105								607-032			25	25	52	85	47		24 x 1,5				4	2	
613-089					25	86	96								607-093		44	25	25	52	90	47		24 x 1,5				4	2	
613-091					20	68	80								607-094		90	25	25	54,5	90	47		24 x 1,5				11	2	
613-092					25	86	96								607-095		90	25	25	52	90	47		24 x 1,5				4	2	
613-093					25	90	107								607-103			25	25	54,5	90	47		24 x 1,5				11	2	
613-133					24	92	84								607-105			22	20	71,6	80	40		22 x 1,5				4a	3	
613-149					25	86	96								607-106		44	22	20	71,6	80	40		22 x 1,5				4a	3	
613-167					20	75	105								607-109			25	25	52	90	47		24 x 1,5				4	2	
613-170					25	86	96								607-110		44	25	25	52	90	47		24 x 1,5				4	2	
613-172					28	95	85								607-152		44	27	28	56	98	46		24 x 1,5				4	3	
613-179					25	86	96								607-154			27	25	60	90	49		24 x 1,5				4	2	
613-191					25	90	107								607-155		44	27	25	60	87	49		24 x 1,5				4	2	
613-216					20	68	80								607-186		44	27	25	60	90	48		24 x 1,5				4	2	
613-217					20	75	105								607-209			25	22	52	83	47		24 x 1,5				4	3	
613-287					25	78	130								607-210		44	25	22	52	87	47		24 x 1,5				4	3	
613-310					22	76	113								607-211			25	25	52	90	47		24 x 1,5				4	3	
613-317					20	78	103								607-212		44	25	25	52	90	47		24 x 1,5				4	3	
															607-222		48	27	34	58,6	89,9	49		24 x 1,5				11	2	

CIFAM ref.	Spare Parts	ABS	A	B	C	D	E	F	G	H	I	L	M	Fig	CIFAM ref.	Spare Parts	ABS	A	B	C	D	E	F	G	H	I	L	M	Fig
<b>LANCIA</b>															<b>LANCIA</b>														
<b>607-224</b>		48	27	39	59	100,45	49,5		24 x 1,5				11	2	<b>655-235</b>			22	19	22	80	67		22 x 1,5	80	61	585	s16	
<b>607-226</b>			22	22	46	80	40		22 x 1,5				4a	3	<b>655-236</b>			22	19	22	80	67		22 x 1,5	80	61	870	s16	
<b>607-227</b>		44	22	22	46	79,8	40		22 x 1,5				4a	3	<b>655-237</b>		44	22	19	22	80	67		22 x 1,5	80	61	585	s16	
<b>607-244</b>			25	28	59	98	47		24 x 1,5				4	3	<b>655-238</b>		44	22	19	22	80	67		22 x 1,5	80	61	870	s16	
<b>607-245</b>			25	25	59	89	47		24 x 1,5				4	3	<b>655-243</b>			25	25		90	100		24 x 1,5	85		485	s10	
<b>607-258</b>			25	25	51	90	47		24 x 1,5				4	3	<b>655-244</b>		44	25	25		90	100		24 x 1,5	85		478	s10	
<b>607-296</b>			22	21	51	75	40		22 x 1,5				4a	1	<b>655-245</b>			22	20	22	80	72		22 x 1,5	80	61	585	s16	
<b>607-300</b>			27	28	59	98	47		24 x 1,5				4	3	<b>655-246</b>			22	20	22	80	72		22 x 1,5	80	61	870	s16	
<b>607-306</b>			25	22	51	83	47		24 x 1,5				4	3	<b>655-485</b>			25		25	91	86		24 x 1,5	84,5	468	980	s6	
<b>607-309</b>			22	20	51	80	40		22 x 1,5				4a	3	<b>655-503</b>			27			98	108		24 x 1,5	84		511	s10	
<b>607-387</b>			25	26	51	91	48		24 x 1,5				4	1	<b>655-672</b>			27	37		100	89	38,7	24 x 1,5		68,5	632		
<b>607-440</b>			25	26	59	90,9	48		24 x 1,5				4	1	<b>655-673</b>			27	37		100	89	38,7	24 x 1,5		369	955		
<b>607-448</b>			25	28	51	83	48		24 x 1,5				4	3	<b>655-674</b>			25			82	100			85		501		
<b>607-449</b>			25	24	51	84	46		24 x 1,5				4	1	<b>655-675</b>			25			82	100			85		521		
<b>607-458</b>			25	23	51	82	42		24 x 1,5				4	1	<b>655-713</b>			25			98	108		24 x 1,5	84		511		
<b>607-494</b>			27	28	58	92	49		24 x 1,5				11	1	<b>655-714</b>			25			98	108		24 x 1,5	84		526		
<b>607-495</b>			27	29	57,9	101,4	49		24 x 1,5				11	1	<b>655-715</b>			22			75			22 x 1,5	90		585		
<b>607-546</b>		48	27	39	58	100,3	50		24 x 1,5				11	2	<b>655-716</b>			22			75			22 x 1,5	90		870		
<b>607-550</b>			25	26	50,9	90,9	48		24 x 1,5				4	1	<b>655-825</b>			22	22		75	72		22 x 1,5	90	61	636	s3	
<b>607-732</b>			27	27	58,9	99,9	47,8		24 x 1,5				4	1	<b>655-826</b>			22	22		75	72		22 x 1,5	90	61	864	s3	
<b>617-002</b>				25		100									<b>655-836</b>			25	25		91	85,8		24 x 1,5	84,3	75	632	s3	
<b>617-020</b>				25		100									<b>655-837</b>			25	25		91	85,8		24 x 1,5	84,3	377	932	s4	
<b>655-138</b>			27		24	90	81	33	24 x 1,5	82	62	647	s3		<b>655-844</b>			25			82,7	100		24 x 1,5	84		484	s10	
<b>655-139</b>			27		24	90	81	33	24 x 1,5	82	350	936	s4		<b>655-845</b>			25			82,7	100		24 x 1,5	84		505	s10	
<b>655-140</b>		48	27		24	90	81	33	24 x 1,5	82	62	647	s3		<b>655-846</b>			25	24		84,5	82		24 x 1,5	84,4	69	585	s3	
<b>655-141</b>		48	27		24	90	81	33	24 x 1,5	82	350	936	s4		<b>655-847</b>			25	24		84,5	82		24 x 1,5	84,4	379	901	s4	
<b>655-142</b>			27		37	100	89	38,7	24 x 1,5	82	68,5	642	s3		<b>655-934</b>			25		25	91	86	43	24 x 1,5	84	75	617		
<b>655-143</b>			27		37	100	89	38,7	24 x 1,5	82	369	942	s4		<b>655-935</b>			25		25	91	86	43	24 x 1,5	84	377	935		
<b>655-144</b>		48	27		37	100	89	38,7	24 x 1,5	82	68,5	641	s3		<b>655-956</b>		48	27		37	100	89	38,7	24 x 1,5	-	68,5	632		
<b>655-145</b>		48	27		37	100	89	38,7	24 x 1,5	82	369	942	s4		<b>655-957</b>		48	27		37	100	89	38,7	24 x 1,5	-	369	955		
<b>655-190</b>			25		25	91	86		24 x 1,5	84	90,8	572	s3		<b>655-982</b>			25		34	84,5	-	-	24 x 1,5	-	56,5	608		
<b>655-223</b>			25	25		90	100		24 x 1,5	85		468	s10		<b>655-983</b>			25		34	84,5	-	-	24 x 1,5	-	300	874		

































































CIFAM ref.	Spare Parts	ABS	A	B	C	D	E	F	G	H	I	L	M	Fig	CIFAM ref.	Spare Parts	ABS	A	B	C	D	E	F	G	H	I	L	M	Fig
<b>LAND ROVER</b>															<b>MAZDA</b>														
613-457					34	105,4	122								613-040					25	86	96							
613-469					27	98	140								613-050					25	85	102							
613-473					26	86	138								613-051					25	86	96							
613-474					27	98	140								613-053					21	73	91							
613-520					26	86	138								613-060					21	73	91							
607-537		60	28	32	56	92,4	53,5		-				1	2	613-102					20	78	103							
607-683		48	30	29	67,8	106	57,8		27 x 1,5				4	1	613-112					21	73	91							
607-696			40	27	57,5	100	52,3		10 x 1,5				13	1	613-114					21	73	91							
607-701		48	29	26	74	90,8	58,9		24 x 1,5				11	1	613-115					23	74	92							
607-702		48	29	27	74	100	58,9		24 x 1,5				11	1	613-118					21	73	91							
655-1044		60	28		25	92	-	-	24 x 1,5	85	57	630			613-119					20	75	91,5							
655-1045		60	28		25	92	-	-	24 x 1,5	85	57	595			613-120					24	79	98							
655-1046			28		25	92	-	-	24 x 1,5	85	57	630			613-121					20	75	91,5							
655-1047			28		25	92	-	-	24 x 1,5	85	57	595			613-122					24	79	98							
655-1048		60	28		25	92	-	-	24 x 1,5	85	57	613			613-123					19	77,5	90							
655-1049		60													613-124					19	77,5	90							
<b>LEXUS</b>															613-142					19	66	94							
<b>LEXUS</b>															613-187					23	77	91							
613-166					24	79	98								613-193					25	85	102							
607-207			26	27	56	89,5	59		22 x 1,5				5	2	613-194					20	70	120							
607-325		48	30	34	56	92,7			22 x 1,5				5	2	613-197					24	79	98							
<b>MARUTI</b>															613-212					24	90	94,5							
<b>MARUTI</b>															613-230					25	85	102							
613-070					18	63	82								613-235					24	79	98							
613-095					18	63	82								613-294					20	68	100							
613-099					18	62	82,5								613-326					23	76,3	114,8							
607-080			23	19	44	72	65		18 x 1,5				5	1	613-327					22	72	90,5							
607-114			23	19	49	71,5	66		18 x 1,5				3	1	613-328					22,8	80,5	94,5							
607-117			23	18	44	68	65		18 x 1,5				5	1	613-425					22	82	126							
<b>MAZDA</b>															613-444					22	72	127							
<b>MAZDA</b>															614-025					23	74	92							
613-023					21	73	91								607-024			24	22	52	79	56		20 x 1,5			3	1	





































































CIFAM ref.	Spare Parts	ABS	A	B	C	D	E	F	G	H	I	L	M	Fig	CIFAM ref.	Spare Parts	ABS	A	B	C	D	E	F	G	H	I	L	M	Fig
<b>MERCEDES BENZ</b>															<b>MERCEDES BENZ LCV, TRUCK</b>														
<b>655-185</b>		48	27	30		101,5	120		22 x 1,5	100		505	s10		<b>655-377</b>			27	30		101,5	124		22 x 1,5	100		504	s10	
<b>655-215</b>			25	25		95	100		24 x 1,5	68		634	s17	<b>MERCURY</b>															
<b>655-268</b>			25				100			70		645	s17	<b>613-023</b>					21	73	91								
<b>655-376</b>			27	28		98	108		22 x 1,5	100		538	s17	<b>607-024</b>			24	22	52	79	56		20 x 1,5				3	1	
<b>655-377</b>			27	30		101,5	124		22 x 1,5	100		504	s10	<b>607-357</b>			26	24	51	90	59		20 x 1,5				4	2	
<b>655-466</b>		48	24		22	75,9	85		20 x 1,5	67,7	55,5	570	s9	<b>MINI</b>															
<b>655-467</b>		48	24		22	75,9	85		20 x 1,5	67,7	460,5	955	s4	<b>613-314</b>					20	78	103								
<b>655-676</b>			25			95	100		24 x 1,5	68		664	s17	<b>613-333</b>					20	68	100								
<b>655-988</b>		48	24		22	77	76,5	-	20 x 1,5	69	55	575		<b>613-362</b>					25	78	130								
<b>655-989</b>		48	24		22	77	76,5	-	20 x 1,5	69	460	960		<b>613-440</b>					20	78	103								
<b>655-990</b>			25		22	82	76,5	-	16 x 1,5	42	55	574		<b>613-477</b>					25	78	130								
<b>655-991</b>			25		22	82	76,5	-	16 x 1,5	42	460	945		<b>607-454</b>			26	23	53,4	82,2	49		22 x 1,5			1	1		
<b>655-996</b>			25		22	82	76,5	-	20 x 1,5	74	55	605		<b>607-480</b>			26	21	53,34	75,2	48		22 x 1,5			1	1		
<b>655-997</b>			25		22	82	76,5	-	20 x 1,5	74	460	996		<b>607-520</b>			26	23	54	82,3	49		22 x 1,5			1	1		
<b>MERCEDES BENZ LCV, TRUCK</b>															<b>607-664</b>			26	24	54	81	49,2		22 x 1,5				1	1
<b>613-219</b>					24	90	90							<b>607-705</b>			26	26	53,4	86,9	48		22 x 1,5			1	1		
<b>613-256</b>					25,8	85	80							<b>655-944</b>			26		22	75	72,5	-	22 x 1,5	76	60	620			
<b>613-399</b>					27,3	96,5	109							<b>655-945</b>			26		22	75	72,5	-	22 x 1,5	76	335	887			
<b>614-015</b>					26	107,5	120							<b>mitsubishi</b>															
<b>614-027</b>					24,5	120	139							<b>613-025</b>					21	73	91								
<b>607-298</b>		48	27	27	60	98	64		22 x 1,5				5	2	<b>613-045</b>					21	73	91							
<b>607-373</b>		48	27	36	71,7	100,5	63,3		22 x 1,5				5	2	<b>613-046</b>					21	73	91							
<b>607-605</b>			30	36	70	100	62,7		-				4	2	<b>613-055</b>					25	85	102							
<b>607-606</b>			30	36	69,9	100,2	65		29 x 1,5				4	2	<b>613-090</b>					21	73	91							
<b>617-016</b>				28		108									<b>613-107</b>					25	85	102							
<b>617-030</b>				30		122							2		<b>613-125</b>					22	78	94							
<b>655-093</b>			30		30	99	89		30 x 1,5	139		734	s8	<b>613-126</b>					23	81	96								
<b>655-094</b>			30		30	99	89		20 x 1,5	144		707	s8	<b>613-127</b>					25	78	130								
<b>655-173</b>		48	27	28		98	108		22 x 1,5	100		538	s10	<b>613-138</b>					21	73	91								
<b>655-185</b>		48	27	30		101,5	120		22 x 1,5	100		505	s10																
<b>655-376</b>			27	28		98	108		22 x 1,5	100		538	s17																



































































CIFAM ref.	Spare Parts	ABS	A	B	C	D	E	F	G	H	I	L	M	Fig	CIFAM ref.	Spare Parts	ABS	A	B	C	D	E	F	G	H	I	L	M	Fig		
<b>NISSAN</b>															<b>NISSAN</b>																
613-228					22	86	91								607-164			27	22	56	84	59		24 x 1,5				5	2		
613-229					25	85	102								607-165		42	27	22	56	84	59		24 x 1,5					5	2	
613-241					20	80	93								607-172			27	32	56	92	59		24 x 1,5					5	2	
613-242					22	88	88								607-173		42	27	32	56	92	59		24 x 1,5					5	2	
613-304					20	68	100								607-187			23	19	48	71,3	58		20 x 1,5					5	2	
613-305					20	78	103								607-193		42	23	22	48	81	57		20 x 1,5					5	2	
613-307					26	86	138								607-194			23	22	48	81	57		20 x 1,5					5	2	
613-329					22	82	126								607-196			23	19	48	72,3	57		20 x 1,5					5	2	
613-330					22	72	97								607-197		42	23	19	48	72,3	57		20 x 1,5					5	2	
613-331					26	86	138								607-246			25	32	55	87	56		22 x 1,5					5	2	
613-355					22	82	126								607-248			25	23	55	90,3	56		22 x 1,5					5	2	
613-356					26	86	138								607-249			27	25	56	100	59,5		24 x 1,5					5	2	
613-396					25	90	107								607-262			25	30	55	83	56,5		22 x 1,5					5	2	
613-417					22	72	97								607-265			25	24	55	90	56,5		22 x 1,5					5	2	
613-418					26	86	138								607-275		42	25	23	55	90	56		24 x 1,5					5	2	
613-443					23	77	105								607-276			25	24	52,2	90	54		22 x 1,5					5	2	
613-465					24	90	94,5								607-293		42	25	22	55	82	56		22 x 1,5					11	2	
613-467					25	78	130								607-305			25	22	55	82	57		22 x 1,5					11	2	
613-471					26	86	138								607-312			27	23	56	84	57,5		24 x 1,5					5	2	
613-472					24	90	94,5								607-314			21	19	48	71,5	56		20 x 1,0					3	1	
607-027			24	22	52	78,8	69		20 x 1,0				3	1	607-315			25	25	55	89,7	55		22 x 1,5					5	2	
607-028			24	22	52	79,2	60,7		20 x 1,0				5	2	607-321		42	25	25	55	89,7	55		22 x 1,5						5	2
607-043			24	22	52	81	63		20 x 1,0				5	3	607-323			27	25	56	89,7	57,5		24 x 1,5						5	2
607-060			25	22	52,2	82,3	56		22 x 1,5				11	2	607-324			29	25	56	89,7	57,5		24 x 1,5						5	2
607-085			21	22	48	82,5	58		20 x 1,0				8	2	607-348		44	27	22	56	83,8	59		24 x 1,5						5	2
607-087			25	22	52,2	80	56		22 x 1,5				11	2	607-349		44	27	32	56	92	59		24 x 1,5						5	2
607-088			25	23	52,2	90,3	54		22 x 1,5				5	2	607-442			23	21	49	75	53		20 x 1,5						5	1
607-098			27	23	56	90	59,5		24 x 1,5				5	2	607-443			23	22	49	79	53		20 x 1,5						5	1
607-100			24	22	52	81	63		20 x 1,0				5	2	607-445			27	35	56	95	60		24 x 1,5						5	2
607-129			21	19	48	71,3	57,5		20 x 1,0				5	2	607-475		42	25	23	55	82	56		22 x 1,5						11	1
607-136			25	25	52,2	89,6	56		22 x 1,5				5	2	607-476		44	25	22	55	79	56		22 x 1,5						11	1
607-163			25	22	55	82,6	54		22 x 1,5				11	2	607-477		44	27	26	55	91	59		24 x 1,5						5	1































































QUOTE DIMENSIONALI TRASMISSIONI - DIMENSIONS TRANSMISSION

































































CIFAM ref.	Spare Parts	ABS	A	B	C	D	E	F	G	H	I	L	M	Fig	CIFAM ref.	Spare Parts	ABS	A	B	C	D	E	F	G	H	I	L	M	Fig
<b>OPEL</b>															<b>OPEL</b>														
613-008					19	75	82								614-008					19	55	98							
613-009					22	76	113								614-010					19	55	98							
613-010					22	72	127								614-015					26	107,5	120							
613-011					22	83	79								614-024					23	77	112							
613-012					25	90	107								607-007			22	22	52	81	57		20 x 1,0				11	3
613-028					23	78	110								607-008			33	25	52,35	90	59		20 x 1,0				5	3
613-211					20	68	100								607-029			22	28	52	81	58		20 x 1,0				11	3
613-221					22	78	94								607-051		29	33	25	52	90	61		20 x 1,0				5	3
613-222					25	78	130								607-052		43	33	25	52	90	61		20 x 1,0				5	3
613-223					22	82	126								607-056		29	22	22	52	81	57		20 x 1,0				11	3
613-267					22	76	113								607-057		43	22	22	52	81	57		20 x 1,0				11	3
613-270					20	68	100								607-116		29	22	28	52	81	58		20 x 1,0				11	3
613-275					22	72	127								607-118		29	22	22	52	81	58,5		20 x 1,0				9	3
613-288					22	76	113								607-287			33	22	52	81	57		20 x 1,0				8	3
613-303					20	78	103								607-289			33	25	52	90	56		20 x 1,0				8	3
613-312					25	78	130								607-289A		29	33	25	52	90	56		20 x 1,0				8	3
613-349					22	72	97								607-290			33	28	52	74	57		20 x 1,0				8	3
613-350					25	78	130								607-307		29	22	30	52	82	57		20 x 1,0				11	2
613-351					26	86	138								607-390		29	22	29	51,9	87	58		20 x 1,0				10	3
613-353					26	86	138								607-391		29	22	22	51,8	81	59		20 x 1,0				10	3
613-380					22	72	127								607-394		43	23	20	49	72,3	53		18 x 1,5				3	1
613-392					25	78	130								607-400		29	22	28	52	75,6	58		20 x 1,0				10	3
613-393					22	72	127								607-412		29	33	22	52	81	57		20 x 1,0				8	3
613-394					20	68	100								607-420			30	25	53	90	56		24 x 1,5				7	3
613-407					26	86	138								607-437		29	22	28	52	81	58		20 x 1,0				11	3
613-442					25	90	107								607-439		29	22	22	52	80	58		20 x 1,0				10	2
613-447					20	68	100								607-451		29	22	23	52	82	58		20 x 1,0				15	1
613-463					22	82	126								607-452		29	33	24	52	84,5	58,8		20 x 1,0				6	1
613-466					25	78	130								607-504			33	22	53	79,2	53		22 x 1,5				7	1
613-514					37,5	91	127								607-505			33	24	52,3	84,4	54		22 x 1,5				7	1
613-522					22	72	127								607-506			30	26	54,4	91	56		24 x 1,5				7	1
613-523					17	68	100								607-506A			30	26	54,4	91	56		24 x 1,5				7	1

































































QUOTE DIMENSIONALI TRASMISSIONI - DIMENSIONS TRANSMISSION

CIFAM ref.	Spare Parts	ABS	A	B	C	D	E	F	G	H	I	L	M	Fig	CIFAM ref.	Spare Parts	ABS	A	B	C	D	E	F	G	H	I	L	M	Fig
<b>OPEL</b>															<b>OPEL</b>														
<b>607-555</b>		43	25	21	49	75,1	52		18 x 1,5				3	1	<b>655-361</b>		29	33	25	34	90	97		20 x 1	108	42	653	s8	
<b>607-592</b>			25	23	51	82,1	48,2		24 x 1,5				4	1	<b>655-477</b>		29	22		22	74	77	30	20 x 1	97	57,5	560		
<b>607-593</b>			22	21	51	75,1	40,5		22 x 1,5				4a	1	<b>655-478</b>			22		22	74	77	30	20 x 1	97	57,5	912		
<b>607-594</b>			22	27	51	75,4	40,5		22 x 1,5				4a	3	<b>655-479</b>			22			74	74,6	37,5	20 x 1	97	57,5	582		
<b>607-599</b>			30	28	55,4	92,1	52,5		24 x 1,5				7	1	<b>655-480</b>			22			74	74,6	37,5	20 x 1	97	57,5	932		
<b>607-613</b>			33	26	52,5	90,9	54		22 x 1,5				7	1	<b>655-481</b>			22			81			20 x 1			580		
<b>607-618</b>		29	33	35	55,8	87,8	54		-				6	2	<b>655-482</b>			22			81			20 x 1			932		
<b>607-666</b>			30	34	54,5	93,27	58,2		24 x 2				5	3	<b>655-483</b>			22			81			20 x 1			580		
<b>607-672</b>		43	23	20	49	72,5	53,2		18 x 1,5				3	1	<b>655-484</b>			22			81			20 x 1			932		
<b>607-690</b>			30	24	51,2	84,4	93,7		24 X 1,5				7	1	<b>655-552</b>			22		22	82	79	30	20 x 1	98	57,5	561	s3	
<b>607-693</b>			33	23	51,9	82	56,7		22 x 1,5				7	1	<b>655-553</b>			22		22	82	79	30	20 x 1	98	57,5	910	s3	
<b>607-723</b>			25	21	49	75,1	50,2		18 x 1,5				5	1	<b>655-554</b>			33	22	22	81	82		20 x 1	104	58	595	s9	
<b>607-724</b>			25	20	49	72,3	50,2		18 x 1,5				5	1	<b>655-555</b>			33	22	22	81	82		20 x 1	104	58	960	s9	
<b>607-737</b>			33	23	51,9	82	58,3		20 x 1				6	1	<b>655-621</b>			22	28	22	81	84	-	20 x 1	98	58	540	s9	
<b>617-006</b>			34	22	34,9	84									<b>655-622</b>			22	28	22	81	84	-	20 x 1	98	58	880	s9	
<b>617-008</b>			22	22	34,9	84									<b>655-623</b>			22	22	22	81	85	-	20 x 1	94	58	588	s9	
<b>617-016</b>				28		108									<b>655-624</b>			22	22	22	81	85	-	20 x 1	94	58	928	s9	
<b>617-026</b>			22	28	34,9	82									<b>655-720</b>		29	22		22	81	82		20 x 1	94	58	960	s3	
<b>655-095</b>			22	28	22	81	84		20 x 1	98	57	563	s9		<b>655-721</b>			33		22	90	92		20 x 1	108	58	596	s3	
<b>655-096</b>			22	28	22	81	84		20 x 1	98	57	917	s9		<b>655-722</b>			33		22	90	92		20 x 1	108	58	957	s3	
<b>655-271</b>			33	25	34	90	94		20 x 1	108	57	590	s9		<b>655-723</b>		29	22		22	82	79		20 x 1	98	57,5	561	s3	
<b>655-272</b>			33	25	34	90	101		20 x 1	108	57	940	s9		<b>655-724</b>		29	22		22	82	79		20 x 1	98	57,5	910	s3	
<b>655-273</b>		29	33	25	34	90	94		20 x 1	108	57	590	s9		<b>655-765</b>		29	22			74	74,6	37,5	20 x 1	97	57,5	582		
<b>655-274</b>		29	33	25	34	90	101		20 x 1	108	57	940	s9		<b>655-766</b>		29	22			74	74,6	37,5	20 x 1	97	57,5	932		
<b>655-275</b>		29	22	22	22	80	85		20 x 1	94	58	588	s9		<b>655-767</b>		29	22			81			20 x 1			580		
<b>655-276</b>		29	22	22	22	80	85		20 x 1	94	58	928	s9		<b>655-768</b>		29	22			81			20 x 1			932		
<b>655-279</b>		29	22	22	22	81	82		20 x 1	98	58	563	s9		<b>655-769</b>		29	22			81			20 x 1			580	s5	
<b>655-280</b>		29	22	22	22	81	82		20 x 1	98	58	930	s9		<b>655-770</b>		29	22			81			20 x 1			932	s5	
<b>655-348</b>		29	33	25	34	90	94		20 x 1	108	57	597	s9		<b>655-775</b>		29	22		22	81	82		20 x 1	94	58	593	s3	
<b>655-349</b>		29	33	25	34	90	94		20 x 1	108	57	962	s9		<b>655-848</b>			22	22		82	74,6	37,5	20 x 1	96,5	57,4	580	s3	
<b>655-350</b>			33	25	34	90	94		20 x 1	108	57	595	s9		<b>655-849</b>			22	22		82	74,6	37,5	20 x 1	96,5	57,4	932	s3	
<b>655-351</b>			33	25	34	90	94		20 x 1	108	57	957	s9		<b>655-852</b>			33	22		79	82		22 x 1,5	94	57	590	s3	

































































CIFAM ref.	Spare Parts	ABS	A	B	C	D	E	F	G	H	I	L	M	Fig	CIFAM ref.	Spare Parts	ABS	A	B	C	D	E	F	G	H	I	L	M	Fig
<b>OPEL</b>															<b>OPEL LCV</b>														
<b>655-853</b>			33	22		79	82		22 x 1,5	94	57	952	s3		<b>613-486</b>					26	86	138							
<b>655-854</b>			33	22		79	82		22 x 1,5	94	57	941	s3		<b>613-519</b>					29,5	100,6	130							
<b>655-855</b>			33	22		85	92		22 x 1,5	94	57	587	s3		<b>607-029</b>			22	28	52	81	58		20 x 1,0				11	3
<b>655-856</b>			33	22		85	92		22 x 1,5	94	57	951	s3		<b>607-116</b>		29	22	28	52	81	58		20 x 1,0				11	3
<b>655-891</b>			33	34		85	97		22 x 1,5	94	42	559	s8		<b>607-287</b>			33	22	52	81	57		20 x 1,0				8	3
<b>655-913</b>			33	34		85	94		22 x 1,5	94	57	593	s3		<b>607-289</b>			33	25	52	90	56		20 x 1,0				8	3
<b>655-1013</b>			25		25	82	-	-	24 x 1,5	85	57	569			<b>607-289A</b>		29	33	25	52	90	56		20 x 1,0				8	3
<b>655-1014</b>			25		25	82	-	-	24 x 1,5	85	57	954			<b>607-371</b>		51	28	27	67	98	57,6		24 x 1,5				4	2
<b>655-1017</b>			22		22	75,5	-	-	20 x 1,5	-	57,5	618			<b>607-400</b>		29	22	28	52	75,6	58		20 x 1,0				10	3
<b>655-1018</b>			22		22	75,5	-	-	20 x 1,5	-	57,5	924			<b>607-437</b>		29	22	28	52	81	58		20 x 1,0				11	3
<b>655-1019</b>			25		22	82	-	-	24 x 1,5	85	57,5	616			<b>607-451</b>		29	22	23	52	82	58		20 x 1,0				15	1
<b>655-1020</b>			25		22	82	-	-	24 x 1,5	85	57,5	917			<b>607-452</b>		29	33	24	52	84,5	58,8		20 x 1,0				6	1
<b>OPEL LCV</b>															<b>607-453</b>		51	28	36	64,5	96,5	58		24 x 1,5				11	2
<b>OPEL LCV</b>															<b>607-504</b>			33	22	53	79,2	53		22 x 1,5				7	1
<b>613-007</b>					23	78	110								<b>607-505</b>			33	24	52,3	84,4	54		22 x 1,5				7	1
<b>613-009</b>					22	76	113								<b>607-506</b>			30	26	54,4	91	56		24 x 1,5				7	1
<b>613-010</b>					22	72	127								<b>607-549</b>			27	26	56,5	91,6	59,6		22 x 1,5				3	1
<b>613-012</b>					25	90	107								<b>607-592</b>			25	23	51	82,1	48,2		24 x 1,5				4	1
<b>613-028</b>					23	78	110								<b>607-613</b>			33	26	52,5	90,9	54		22 x 1,5				7	1
<b>613-222</b>					25	78	130								<b>607-712</b>		51	28	36	64,5	101,9	57,1		24 x 1,5				11	2
<b>613-255</b>					26	86	138								<b>607-713</b>		51	28	36	64,5	96,5	58		24 x 1,5				11	2
<b>613-275</b>					22	72	127								<b>607-714</b>		51	28	36	64,5	101,9	57,1		24 x 1,5				11	2
<b>613-312</b>					25	78	130								<b>607-733</b>			27	36	56,5	101,3	60,1		22 x 1,5				5	2
<b>613-313</b>					26	86	138								<b>655-095</b>			22	28	22	81	84		20 x 1	98	57	563	s9	
<b>613-349</b>					22	72	97								<b>655-096</b>			22	28	22	81	84		20 x 1	98	57	917	s9	
<b>613-350</b>					25	78	130								<b>655-196</b>			27			91			22 x 1,5	94		675	s7	
<b>613-351</b>					26	86	138								<b>655-279</b>		29	22	22	22	81	82		20 x 1	98	58	563	s9	
<b>613-377</b>					26	86	138								<b>655-280</b>		29	22	22	22	81	82		20 x 1	98	58	930	s9	
<b>613-392</b>					25	78	130								<b>655-350</b>			33	25	34	90	94		20 x 1	108	57	595	s9	
<b>613-407</b>					26	86	138								<b>655-351</b>			33	25	34	90	94		20 x 1	108	57	957	s9	
<b>613-484</b>					26	86	138								<b>655-378</b>			27		39	91			22 x 1,5	94		1016	s6	
<b>613-485</b>					26	86	138								<b>655-405</b>			28			98		37	24 x 1,5	93		670	s7	































































































































CIFAM ref.	Spare Parts	ABS	A	B	C	D	E	F	G	H	I	L	M	Fig	CIFAM ref.	Spare Parts	ABS	A	B	C	D	E	F	G	H	I	L	M	Fig
<b>OPEL LCV</b>															<b>OPEL LCV</b>														
<b>655-406</b>			28		39	98	81,1	34	24 x 1,5	93	436	1120	s4		<b>655-1028</b>		51	28		39	101,5	-	-	24 x 1,5	96	421	1126		
<b>655-407</b>		51	28			98		37	24 x 1,5	93		670	s7		<b>655-1029</b>		51	28		39	101,5	88	38	24 x 1,5	96	74	685		
<b>655-408</b>		51	28		39	98	81,5	34	24 x 1,5	93	435	1120	s4		<b>655-1030</b>		51	28		39	101,5	88	38	24 x 1,5	96	549	1126		
<b>655-409</b>			28			101,5			24 x 1,5	96		670	s7		<b>655-1037</b>		51	28		39	101,5	-	-	24 x 1,5	96	74	701		
<b>655-410</b>			28			101,5			24 x 1,5	96		1127	s4		<b>655-1067</b>		51	28		39	101,5	-	-	24 x 1,5	96	428	1116		
<b>655-411</b>		51	28			101,5			24 x 1,5	96		670	s7		<b>PEUGEOT</b>														
<b>655-412</b>		51	28			101,5			24 x 1,5	96		1127	s4																
<b>655-479</b>			22			74	74,6	37,5	20 x 1	97	57,5	582			<b>613-019</b>					20	80	107							
<b>655-480</b>			22			74	74,6	37,5	20 x 1	97	57,5	932			<b>613-054</b>					20	82	105							
<b>655-481</b>			22			81			20 x 1			580			<b>613-116</b>					23	88	101							
<b>655-482</b>			22			81			20 x 1			932			<b>613-146</b>					23	88	101							
<b>655-483</b>			22			81			20 x 1			580			<b>613-147</b>					26	95	104							
<b>655-484</b>			22			81			20 x 1			932			<b>613-170</b>					25	86	96							
<b>655-721</b>			33		22	90	92		20 x 1	108	58	596	s3		<b>613-172</b>					28	95	85							
<b>655-722</b>			33		22	90	92		20 x 1	108	58	957	s3		<b>613-203</b>					28	74	115							
<b>655-765</b>		29	22			74	74,6	37,5	20 x 1	97	57,5	582			<b>613-264</b>					28	74	115							
<b>655-766</b>		29	22			74	74,6	37,5	20 x 1	97	57,5	932			<b>613-315</b>					31	75	115							
<b>655-767</b>		29	22			81			20 x 1			580			<b>613-342</b>					26	86	138							
<b>655-768</b>		29	22			81			20 x 1			932			<b>613-344</b>					22	72	97							
<b>655-769</b>		29	22			81			20 x 1			580	s5		<b>613-345</b>					20	68	100							
<b>655-770</b>		29	22			81			20 x 1			932	s5		<b>613-375</b>					22	82	126							
<b>655-848</b>			22	22		82	74,6	37,5	20 x 1	96,5	57,4	580	s3		<b>613-382</b>					22	76	113							
<b>655-849</b>			22	22		82	74,6	37,5	20 x 1	96,5	57,4	932	s3		<b>613-419</b>					25	90	107							
<b>655-850</b>			27			102		37	22 x 1,5	93		636	s7		<b>613-429</b>					28	74	115							
<b>655-851</b>			27	39		102	89		22 x 1,5	93	409	1058	s4		<b>613-483</b>					25	90	107							
<b>655-861</b>		51	28			101,5		37	24 x 1,5	96		664	s10		<b>613-490</b>					39	92	106							
<b>655-862</b>		51	28	39		101,5	84	34	24 x 1,5	96	431,8	1142	s4		<b>613-491</b>					20	68	100							
<b>655-867</b>			28			101,5		37	24 x 1,5	96		644	s7		<b>613-504</b>					34,9	84	119							
<b>655-868</b>			28	39		101,5	81,1		24 x 1,5	96	390	1154	s4		<b>613-506</b>					40	97	128							
<b>655-869</b>		51	28			101,5		37	24 x 1,5	96		644	s7		<b>613-510</b>					31	74	110							
<b>655-870</b>		51	28	39		101,5	81,1		24 x 1,5	96	390	1154	s4		<b>613-511</b>					34,9	84	119							
<b>655-1027</b>			28		39	101,5	-	-	24 x 1,5	96	421	1126			<b>613-518</b>					34,9	84	119							

CIFAM ref.	Spare Parts	ABS	A	B	C	D	E	F	G	H	I	L	M	Fig	CIFAM ref.	Spare Parts	ABS	A	B	C	D	E	F	G	H	I	L	M	Fig
<b>PEUGEOT</b>															<b>PEUGEOT</b>														
<b>607-015</b>			25	22	55,3	84	46		24 x 1,5				11a	2	<b>607-528</b>			24	19	49,5	70,1	56		-				5a	1
<b>607-063</b>			21	22	56	84	51		20 x 1,5				3	2	<b>607-546</b>		48	27	39	58	100,3	50		24 x 1,5				11	2
<b>607-139</b>		90	25	34	55,3	87	46		24 x 1,5				11a	2	<b>607-560</b>			21	22	48,6	79,2	52		20 x 1,5				4a	2
<b>607-142</b>			25	34	55,3	90	46		24 x 1,5				11a	2	<b>607-568</b>		48	21	21	48,5	75,1	52		20 x 1,5				4a	2
<b>607-175</b>		29	25	23	55,3	87	46		24 x 1,5				11a	2	<b>607-569</b>		48	25	34	58,5	86	46,5		24 x 1,5			11a	2	
<b>607-176</b>		48	25	34	55,3	89,9	46		24 x 1,5				11a	2	<b>607-571</b>		29	25	34	58,5	86	46,5		24 x 1,5			11a	2	
<b>607-177</b>			25	23	55,3	90	46		24 x 1,5				11a	2	<b>607-572</b>		48	25	22	58,5	79,1	47,5		24 x 1,5			11a	2	
<b>607-179</b>		48	28	23	58,5	90	53		24 x 1,5				11a	2	<b>607-585</b>		48	25	34	58,5	86	46,5		24 x 1,5			11a	2	
<b>607-180</b>		48	28	27	59,1	100	53		24 x 1,5				11a	2	<b>607-629</b>			21	21	48,5	75,1	52		20 x 1,5			4a	2	
<b>607-182</b>		48	25	34	55,3	87	46		24 x 1,5				11a	2	<b>607-636</b>			28	39	58,4	95	53,7		24 x 1,5			11a	2	
<b>607-206</b>		90	25	23	55,3	87	46		24 x 1,5				11a	2	<b>607-649</b>			21	22	48,6	79,2	52		20 x 1,5			4a	2	
<b>607-208</b>		48	25	23	55,3	87	46		24 x 1,5				11a	2	<b>607-675</b>			25	34	58,5	86	46,5		24 x 1,5			11a	2	
<b>607-216</b>		29	25	34	55,3	87	46		24 x 1,5				11a	2	<b>607-711</b>			25	39	58,4	94,9	88,7		24 x 1,5			11a	2	
<b>607-222</b>		48	27	34	58,6	89,9	49		24 x 1,5				11	2	<b>607-719</b>			28	39	58,4	95	53,7		24 x 1,5			11a	2	
<b>607-224</b>		48	27	39	59	100,45	49,5		24 x 1,5				11	2	<b>607-720</b>		48	21	21	48,5	75,1	52		20 x 1,5			4a	2	
<b>607-259</b>			25	31	55,3	84	46		24 x 1,5				11a	2	<b>607-729</b>			21	34	48,1	85,9	50,4		20 x 1,5			4a	2	
<b>607-263</b>		29	28	23	57,5	99,8	53		24 x 1,5				11a	2	<b>655-004</b>			21		22	76,5	71,5	30	20 x 1,5	81	65,5	616	s3	
<b>607-264</b>		29	28	27	59	99,8	53		24 x 1,5				11a	2	<b>655-005</b>			21		22	76,5	71,5	30	20 x 1,5	81	93,5	800	s3	
<b>607-282</b>		29	25	34	55,7	99,8	46		24 x 1,5				11a	2	<b>655-006</b>			21		24	86,5	70,5	30	20 x 1,5	76	69,5	565	s5	
<b>607-292</b>		29	25	34	59	98,9	46		24 x 1,5				11a	2	<b>655-007</b>			21		24	86,5	70,5		20 x 1,5	76	347	840	s6	
<b>607-382</b>		48	21	22	50	80,8	52		20 x 1,5				4a	2	<b>655-014</b>			21		22	76,5	71,5	30	20 x 1,5	75	65	614	s3	
<b>607-455</b>			25	34	58,3	86	46		24 x 1,5				11a	2	<b>655-015</b>			21		22	76,5	71,5	30	20 x 1,5	75	93,5	798	s3	
<b>607-456</b>			25	22	58,7	79,5	47,7		24 x 1,5				11a	2	<b>655-016</b>			21		22	76,5	71,5	30	20 x 1,5	76	68	710	s3	
<b>607-468</b>		48	25	39	58,5	100	46		24 x 1,5				11a	2	<b>655-017</b>			21		22	76,5	71,5	30	20 x 1,5	75	65	574	s3	
<b>607-469</b>			28	34	58,4	86	52,3		24 x 1,5				11a	2	<b>655-018</b>			21		22	76,5	71,5	30	20 x 1,5	75	328	833	s4	
<b>607-470</b>			28	39	58,5	100,3	52		24 x 1,5				11a	2	<b>655-019</b>			21		22	86,5	71,5	30	20 x 1,5	76,5	65	575	s3	
<b>607-494</b>			27	28	58	92	49		24 x 1,5				11	1	<b>655-020</b>			21		22	86,5	71,5	30	20 x 1,5	76,5	328	835	s4	
<b>607-496</b>			25	39	58,5	100	46		24 x 1,5				11a	2	<b>655-021</b>			25		24	90	76,5	33	24 x 1,5	80	69,5	567	s5	
<b>607-498</b>			21	28	49	81	51		20 x 1,5				4a	3	<b>655-022</b>			25		24	90	76,5	33	24 x 1,5	80	350	840	s6	
<b>607-499</b>			21	27	49	75,3	51,5		20 x 1,5				4a	3	<b>655-023</b>			25		24	84	81	33	24 x 1,5	80	70	591	s5	
<b>607-500</b>			21	28	49	81	51		-				4a	3	<b>655-024</b>			25			84			24 x 1,5	80		867	s6	
<b>607-515</b>			24	20	49,5	73	55		-				5a	1	<b>655-025</b>			21		24	86,5	70,5	30	20 x 1,5	76,5	69,5	570	s5	

QUOTE DIMENSIONALI TRASMISSIONI - DIMENSIONS TRANSMISSION

































































CIFAM ref.	Spare Parts	ABS	A	B	C	D	E	F	G	H	I	L	M	Fig	CIFAM ref.	Spare Parts	ABS	A	B	C	D	E	F	G	H	I	L	M	Fig
<b>PEUGEOT</b>															<b>PEUGEOT</b>														
655-026			21		24	86,5	70,5		20 x 1,5	75,8	347,5	845	s6		655-147		48	21		22	86,5	71,5	30	20 x 1,5	76	253	802	s4	
655-027			25		24	86,5	70,5	30	24 x 1,5	78,5	69,5	575	s5		655-164			25		24	90	81	33	24 x 1,5	80	61,5	600	s5	
655-028			25		24	86,5	70,5	30	24 x 1,5	78,5	350	844	s6		655-165			25		24	90	81	33	24 x 1,5	80	355	887	s6	
655-058			25		24	84	81	33	24 x 1,5	80	69,5	607	s5		655-166		29	25		24	88	81	33	24 x 1,5	80	61,5	600	s5	
655-059			25		24	84	81	33	24 x 1,5	80	350	885	s6		655-167		29	25		24	88	81	33	24 x 1,5	80	355	887	s6	
655-062			21		22	86,5	71,5	30	20 x 1,5	76,5	65	615	s3		655-174			28		24	90	81	33	24 x 1,5	90	355	937	s4	
655-063			21		22	86,5	69,8		20 x 1,5	75,8	328	877	s4		655-175			28		24	90	81	33	24 x 1,5	90	62	652	s3	
655-064		48	25		22	84	71,5	30	24 x 1,5	80	65	615	s3		655-176		29	28		37	100	101	50	24 x 1,5	90	365	936	s4	
655-065		48	25		22	84	71,5	30	24 x 1,5	80	328	878	s4		655-177		29	28		37	100	101	50	24 x 1,5	90	69	648	s3	
655-066		29	25		22	84	71,5	30	24 x 1,5	79	65	615	s3		655-283			25		24	90	81	33	24 x 1,5	80	69,5	626	s5	
655-067		29	25		22	84	71,5	30	24 x 1,5	79	328	878	s4		655-284			25		24	90	81	33	24 x 1,5	80	350	905	s6	
655-068			25		22	84	71,5	30	24 x 1,5	80	58,5	608	s3		655-285		29	25		24	90	81	33	24 x 1,5	80	69,5	626	s5	
655-069			25		22	84	71,5	30	24 x 1,5	80	333	878	s4		655-286		29	25		24	90	81	33	24 x 1,5	80	350	905	s6	
655-070		48	25		22	84	71,5	30	24 x 1,5	80	58,5	608	s3		655-287			25		24	90	81	33	24 x 1,5	80	61,5	619	s5	
655-072		29	25		22	84	71,5	30	24 x 1,5	79	58,5	608	s3		655-288		29	25		24	90	81	33	24 x 1,5	80	61,5	619	s5	
655-097			23		23	86,5	77,5	34	22 x 1,5	83	63	730	s3		655-291		29	25		37	100	89	38,7	24 x 1,5	89	68,5	621	s3	
655-098			21		22	86,5	71,5	30	20 x 1,5	76,5	68	715	s3		655-292		29	25		37	100	89	38,7	24 x 1,5	89	362	925	s6	
655-100			21		22	86,5	71,5	30	20 x 1,5	76,5	65	586	s3		655-379			21		22	79	76,5	32	20 x 1,5	86	65	612	s3	
655-101			21		22	86,5	71,5	30	20 x 1,5	76,5	328	845	s4		655-380			21		22	79	76,5	32	20 x 1,5	86	317	887	s4	
655-103			21		22	86,5	71,5	30	20 x 1,5	76	58,5	609	s3		655-381		48	21		22	79	76,5	32	20 x 1,5	86	65	612	s3	
655-104			21		22	86,5	71,5	30	20 x 1,5	76	253	802	s4		655-382		48	21		22	79	76,5	32	20 x 1,5	86	317	887	s4	
655-130		48	21		22	76,5	71,5	30	20 x 1,5	75	65	614	s3		655-383			21		79			20 x 1,5	86		604	s3		
655-131		48	21		22	76,5	71,5	30	20 x 1,5	75	93,5	798	s3		655-385		48	21		79			20 x 1,5	86		604	s3		
655-138			27		24	90	81	33	24 x 1,5	82	62	647	s3		655-387			21		24	90	81		20 x 1,5	86	69,5	604	s5	
655-139			27		24	90	81	33	24 x 1,5	82	350	936	s4		655-388			21		24	90	81		20 x 1,5	86	336	903	s6	
655-140		48	27		24	90	81	33	24 x 1,5	82	62	647	s3		655-389		48	21		24	90	81		20 x 1,5	86	69,5	604	s5	
655-141		48	27		24	90	81	33	24 x 1,5	82	350	936	s4		655-390		48	21		24	90	81		20 x 1,5	86	336	903	s6	
655-142			27		37	100	89	38,7	24 x 1,5	82	68,5	642	s3		655-391			25		24	90	81	33	24 x 1,5	80	61,5	592	s5	
655-143			27		37	100	89	38,7	24 x 1,5	82	369	942	s4		655-392			25		24	90	81	33	24 x 1,5	80	336	891	s6	
655-144		48	27		37	100	89	38,7	24 x 1,5	82	68,5	641	s3		655-393		48	25		24	90	81	33	24 x 1,5	80	61,5	592	s5	
655-145		48	27		37	100	89	38,7	24 x 1,5	82	369	942	s4		655-394		48	25		24	90	81	33	24 x 1,5	80	336	891	s6	
655-146		48	21		22	86,5	71,5	30	20 x 1,5	76	58,5	609	s3		655-486		48	21		22	86,5	71,5	30	20 x 1,5	86	58	618	s16	

































































CIFAM ref.	Spare Parts	ABS	A	B	C	D	E	F	G	H	I	L	M	Fig	CIFAM ref.	Spare Parts	ABS	A	B	C	D	E	F	G	H	I	L	M	Fig
<b>PEUGEOT</b>															<b>PEUGEOT</b>														
<b>655-487</b>		48	21		22	86,5	71,5	30	20 x 1,5	86	240	814	s4		<b>655-920</b>			24	23	70,2	70,3		22 x 1,5	90,7	60,3	650	s3		
<b>655-488</b>			21		22	86,5	71,5	30	20 x 1,5	86	58	618	s16		<b>655-921</b>			24	23	70,2	70,3		22 x 1,5	90,7	60,3	840	s3		
<b>655-489</b>			21		22	86,5	71,5	30	20 x 1,5	86	240	814	s4		<b>655-1021</b>			25	24	90	81	33	24 x 1,5	80	69,5	600			
<b>655-492</b>			21			76,5			20 x 1,5	86		623	s16		<b>655-1022</b>		48	25	24	90	81	33	24 x 1,5	80	69,5	600			
<b>655-493</b>			21			76,5			20 x 1,5	86		805	s16		<b>655-1023</b>			28	37	100	-	-	24 x 1,5	-	68	655			
<b>655-494</b>		48	21			76,5			20 x 1,5	86		623	s16		<b>655-1024</b>			28	37	100	-	-	24 x 1,5	-	399	969			
<b>655-495</b>		48	21	22		76,5	70		20 x 1,5	86	74	805	s16		<b>655-1025</b>		48	21	22	75	76,5	32	20 x 1,5	-	65	610			
<b>655-556</b>			25		24	90	81	33	24 x 1,5	80	70	605	s5		<b>655-1026</b>		48	21	22	75	76,5	32	20 x 1,5	-	330	885			
<b>655-557</b>			25		24	90	76,5	33	24 x 1,5	80	350	877	s6		<b>PEUGEOT LCV</b>														
<b>655-558</b>		29	25		24	88	81	33	24 x 1,5	80	70	605	s5		<b>613-022</b>				24	95	150								
<b>655-560</b>			25			79			24 x 1,5	79		597			<b>613-054</b>				20	82	105								
<b>655-561</b>			25			79			24 x 1,5	79		879			<b>613-109</b>				33	111	93								
<b>655-562</b>		48	25			79			24 x 1,5	79		597			<b>613-170</b>				25	86	96								
<b>655-563</b>		48	25			79			24 x 1,5	79		879			<b>613-172</b>				28	95	85								
<b>655-564</b>		29	25			88			24 x 1,5	79		601			<b>613-203</b>				28	74	115								
<b>655-565</b>		29	25			88			24 x 1,5	79		888			<b>613-287</b>				25	78	130								
<b>655-616</b>			25		23	86,5	71,5	30	24 x 1,5	78,5	63,5	735	s16		<b>613-308</b>				31	75	115								
<b>655-728</b>			25			79			24 x 1,5	79	58	629			<b>613-315</b>				31	75	115								
<b>655-729</b>			25			79			24 x 1,5	79	330	913			<b>613-375</b>				22	82	126								
<b>655-730</b>			25		24	88			24 x 1,5	79	70	633			<b>613-419</b>				25	90	107								
<b>655-731</b>			25		24	88			24 x 1,5	79	350	928			<b>613-420</b>				23	78	90								
<b>655-732</b>			25		24	88			24 x 1,5	79	62	625			<b>613-428</b>				31	75	115								
<b>655-733</b>		48	25		24	90			24 x 1,5	80	70	627	s5		<b>613-488</b>				27	90	140								
<b>655-734</b>		48	25		24	90	81		24 x 1,5	80	350	910	s6		<b>613-489</b>				30,5	104	125								
<b>655-735</b>		48	25		24	90	81		24 x 1,5	80	62	622	s5		<b>613-502</b>				33	110	160								
<b>655-736</b>		48	25		37	100	89		24 x 1,5	89	68,5	622	s5		<b>613-504</b>				34,9	84	119								
<b>655-737</b>		48	25		37	100	89		24 x 1,5	89	361	926	s6		<b>613-509</b>				34,9	84	119								
<b>655-796</b>		48	25		22	87	69,5		24 x 1,5	79,2	333	877	s4		<b>613-511</b>				34,9	84	119								
<b>655-831</b>			27	37		92	89,4		24 x 1,4	81	68,5	647	s3		<b>613-527</b>				30,5	104	125								
<b>655-832</b>			27	37		92	89,4		24 x 1,4	81	369	965	s4		<b>613-542</b>				20	68	100								
<b>655-857</b>			24	23		73	70,3		22 x 1,5	90,8	60	593	s3		<b>607-020</b>			28	27	62,9	100	60	28 x 1,5				4	2	
<b>655-858</b>			24	23		73	70,3		22 x 1,5	90,8	60	897	s3																

CIFAM ref.	Spare Parts	ABS	A	B	C	D	E	F	G	H	I	L	M	Fig	CIFAM ref.	Spare Parts	ABS	A	B	C	D	E	F	G	H	I	L	M	Fig
<b>PEUGEOT LCV</b>															<b>PEUGEOT LCV</b>														
<b>607-063</b>			21	22	56	84	51		20 x 1,5				3	2	<b>655-134</b>		29	25		22	84	75		24 x 1,5	79	58	592	s5	
<b>607-120</b>		54	28	39	62,9	100,4	60		28 x 1,5				4	2	<b>655-135</b>		29	25		22	84	75		24 x 1,5	79	333	865	s6	
<b>607-132</b>		54	35	45	70	115,3	63		33 x 1,5				11	2	<b>655-136</b>		29	25			88			24 x 1,5	80	70	593	s5	
<b>607-222</b>		48	27	34	58,6	89,9	49		24 x 1,5				11	2	<b>655-137</b>		29	25		24	88	81	33	24 x 1,5	80	350	867	s6	
<b>607-224</b>		48	27	39	59	100,45	49,5		24 x 1,5				11	2	<b>655-138</b>			27		24	90	81	33	24 x 1,5	82	62	647	s3	
<b>607-236</b>		54	35	45	70	113,6	63		33 x 1,5				11	2	<b>655-139</b>			27		24	90	81	33	24 x 1,5	82	350	936	s4	
<b>607-302</b>		29	25	34	59	87	46		24 x 1,5				11a	2	<b>655-140</b>		48	27		24	90	81	33	24 x 1,5	82	62	647	s3	
<b>607-446</b>		29	25	34	58,5	87,75	46		24 x 1,5				11a	2	<b>655-141</b>		48	27		24	90	81	33	24 x 1,5	82	350	936	s4	
<b>607-449</b>			25	24	51	84	46		24 x 1,5				4	1	<b>655-142</b>			27		37	100	89	38,7	24 x 1,5	82	68,5	642	s3	
<b>607-456</b>			25	22	58,7	79,5	47,7		24 x 1,5				11a	2	<b>655-143</b>			27		37	100	89	38,7	24 x 1,5	82	369	942	s4	
<b>607-546</b>		48	27	39	58	100,3	50		24 x 1,5				11	2	<b>655-144</b>		48	27		37	100	89	38,7	24 x 1,5	82	68,5	641	s3	
<b>607-558</b>		29	25	34	58,5	86	46,5		24 x 1,5				11a	2	<b>655-145</b>		48	27		37	100	89	38,7	24 x 1,5	82	369	942	s4	
<b>607-585</b>		48	25	34	58,5	86	46,5		24 x 1,5				11a	2	<b>655-158</b>		54	35		41	115	104	50	33 x 1,5	117	70	762	s3	
<b>607-636</b>			28	39	58,4	95	53,7		24 x 1,5				11a	2	<b>655-159</b>		54	35		41	115	104	50	33 x 1,5	117	391	1084	s6	
<b>607-637</b>			22	22	51	79,1	39,8		22 x 1,5				4a	1	<b>655-160</b>		54	35		41	115	104	50	33 x 1,5	117	70	762	s3	
<b>607-648</b>			22	22	51	79,1	39,8		22 x 1,5				4a	1	<b>655-161</b>		54	35		41	115	104	50	33 x 1,5	117	391	1084	s6	
<b>607-675</b>			25	34	58,5	86	46,5		24 x 1,5				11a	2	<b>655-639</b>			25			90			24 x 1,5	80		589		
<b>607-717</b>			35	27	71,5	97,9	59		33 x 1,5				4	2	<b>655-640</b>			25			90			24 x 1,5	80		876		
<b>607-718</b>			35	29	71,4	105,9	59		33 x 1,5				4	2	<b>655-641</b>		29	25			90			24 x 1,5	80		587		
<b>607-726</b>			35	29	71,4	105,9	59		33 x 1,5				4	1	<b>655-642</b>		29	25			90			24 x 1,5	80		874		
<b>607-740</b>			25	22	50,9	79	46,2		24 x 1,5				4	1	<b>655-805</b>		48	25	24		88			24 x 1,5	79	62	584	s3	
<b>655-078</b>			25		24	90	79		24 x 1,5	80	70	585	s16		<b>655-806</b>		48	25	24		88			24 x 1,5	79	350	875	s4	
<b>655-079</b>			25		24	90	81	33	24 x 1,5	80	350	867	s6		<b>655-815</b>			28	41		98	89	38,7	28 x 1,5	112	70	756	s3	
<b>655-082</b>			28		25	98	100	50	28 x 1,5	112	69	693	s5		<b>655-816</b>			28	41		98	89	38,7	28 x 1,5	112	391	1077	s4	
<b>655-083</b>			28			98		50	28 x 1,5	112		1064	s5	<b>PLYMOUTH</b>															
<b>655-084</b>		54	28		37	98	89	38,7	28 x 1,5	112	68,5	770	s3																
<b>655-085</b>		54	28		37	98	89	38,7	28 x 1,5	112	369	1070	s6	<b>613-025</b>						21	73	91							
<b>655-086</b>		54	28		41	98	89	38,7	28 x 1,5	112	70	756	s3	<b>613-046</b>						21	73	91							
<b>655-087</b>		54	28		41	98	89	38,7	28 x 1,5	112	391	1077	s6	<b>613-125</b>						22	78	94							
<b>655-129</b>			28		25	98	100	50	28 x 1,5	112	387	1070	s6	<b>613-126</b>						23	81	96							
<b>655-132</b>			25		22	86,5	71,5	30	24 x 1,5	79	58,5	594	s5	<b>613-247</b>						22	83	79							
<b>655-133</b>			25		22	86,5	71,5		24 x 1,5	79	333	865	s6	<b>607-026</b>			25	22		50	82	63		22 x 1,5				5	1

CIFAM ref.	Spare Parts	ABS	A	B	C	D	E	F	G	H	I	L	M	Fig	CIFAM ref.	Spare Parts	ABS	A	B	C	D	E	F	G	H	I	L	M	Fig		
<b>PLYMOUTH</b>															<b>RENAULT</b>																
<b>607-048</b>			25	23	50	78,7	64		22 x 1,5				5	1	<b>613-225</b>					28	74	115									
<b>607-147</b>			25	23	54	83	62		22 x 1,5				5	1	<b>613-245</b>					19	75	114									
<b>607-148</b>			25	23	54	86,9	64,5		22 x 1,5				5	1	<b>613-260</b>					20	78	103									
<b>607-356</b>			26	32	54	90	53		22 x 1,5				4	2	<b>613-346</b>					20	68	100									
<b>PONTIAC</b>															<b>613-347</b>					22	82	126									
															<b>613-348</b>					20	68	100									
<b>613-008</b>					19	75	82								<b>613-361</b>					22	82	126									
<b>613-059</b>					18	63	82								<b>613-363</b>					27	92	136									
<b>613-176</b>					23	78	110								<b>613-364</b>					31	75	115									
<b>607-007</b>			22	22	52	81	57		20 x 1,0				11	3	<b>613-372</b>					22	76	113									
<b>607-068</b>			23	19	44	72	65		18 x 1,5				5	1	<b>613-388</b>					26	86	138									
<b>607-234</b>			22	29	52	84	58		20 x 1,0				11	3	<b>613-389</b>					22	82	126									
<b>607-235</b>			27	32	61,5	93	65		24 x 2,0				5	3	<b>613-390</b>					24	80	116									
<b>607-344</b>			33	29	47,7	85	61,5		20 x 1,5				2	3	<b>613-415</b>					22	82	126									
<b>PROTON</b>															<b>613-430</b>					26	87	117									
															<b>613-445</b>					20	78	103									
<b>613-025</b>					21	73	91								<b>613-446</b>					22	82	126									
<b>613-045</b>					21	73	91								<b>613-471</b>					26	86	138									
<b>613-233</b>					21	85	103								<b>613-479</b>					26	86	138									
<b>607-026</b>			25	22	50	82	63		22 x 1,5				5	1	<b>613-494</b>					26	87	117									
<b>607-047</b>			25	22	50	82	63		22 x 1,5				5	2	<b>613-495</b>					22	82	126									
<b>607-215</b>			25	30	54	82	63		22 x 1,5				5	1	<b>613-496</b>					27	90	140									
<b>607-322</b>		43	25	30	54	82	60,9		22 x 1,5				5	1	<b>613-512</b>					29,5	100,6	130									
<b>607-332</b>			25	24	54	85,7	60,9		22 x 1,5				5	1	<b>607-082</b>			23	25	56,45	90	53,7		20 x 1,5			11	3			
<b>RENAULT</b>															<b>607-102</b>					23	25	56,45	90	79		20 x 1,5				3	3
															<b>607-108</b>					23	24	56,45	90	53,7		20 x 1,5				11	2
<b>613-072</b>					22	83	79								<b>607-204</b>			21	25	56,3	90	54		20 x 1,5			11	3			
<b>613-088</b>					28	74	115								<b>607-285</b>		26	21	25	56,3	90	54		20 x 1,5			11	3			
<b>613-164</b>					22	80	83								<b>607-310</b>		44	21	22	51	80,8	53		20 x 1,5			5	2			
<b>613-165</b>					26	86	138								<b>607-316</b>			23	25	56,3	90	51,4		20 x 1,5			11	3			
<b>613-207</b>					22	80	83								<b>607-336</b>		30	23	25	56,3	90	51,4		20 x 1,5			11	3			
<b>613-208</b>					25	90	107								<b>607-353</b>			21	30	46	81	54		20 x 1,5			5	3			































































QUOTE DIMENSIONALI TRASMISSIONI - DIMENSIONS TRANSMISSION































































CIFAM ref.	Spare Parts	ABS	A	B	C	D	E	F	G	H	I	L	M	Fig	CIFAM ref.	Spare Parts	ABS	A	B	C	D	E	F	G	H	I	L	M	Fig
<b>RENAULT</b>															<b>RENAULT</b>														
<b>607-378</b>		26	21	30	52,2	84	51		20 x 1,5				11	2	<b>655-039</b>			21		23	76,5	81,5	30	20 x 1,5	84		692	s8	
<b>607-422</b>		44	23	25	56	90	52		20 x 1,5				3	3	<b>655-040</b>			23		22	76,5	81,5	30	16 x 1,5	90	48	668	s3	
<b>607-501</b>			23	30	49	83,6	50		20 x 1,5				11	2	<b>655-041</b>			21			86,5		30	20 x 1,5	84		630	s7	
<b>607-502</b>			23	29	49	79,7	50,2		20 x 1,5				11	2	<b>655-042</b>			21		23	86,5	81,5	30	20 x 1,5	84		728	s8	
<b>607-503</b>			23	28	49	76	50		20 x 1,5				11	2	<b>655-043</b>			21			86,5		30	20 x 1,5	84		644	s7	
<b>607-519</b>			25	33	52,7	84	52,5		-				11	2	<b>655-044</b>			21		23	86,5	81,5	30	20 x 1,5	84		715	s8	
<b>607-522</b>			27	35	56,7	95,1	52,4		22 x 1,5				11	2	<b>655-046</b>			20		23	86,5	81,5	30	16 x 1,5	107,		672	s8	
<b>607-523</b>			25	22	52,5	79,5	53,5		-				3	2	<b>655-047</b>			23		23	86,5	87	30	20 x 1,5	80,2		684	s8	
<b>607-542</b>		44	23	30	57,3	85	50,8		20 x 1,5				11	2	<b>655-048</b>			21			76,5		30	20 x 1,5	84		649	s7	
<b>607-573</b>		44	23	35	57,4	95	51		20 x 1,5				11	2	<b>655-049</b>			21		23	76,5	81,5	30	20 x 1,5	84		722	s8	
<b>607-574</b>			27	32	56,7	87,8	52,5		22 x 1,5				11	2	<b>655-050</b>			23		23	90	85,5	37	20 x 1,5	80		694	s8	
<b>607-576</b>			27	37	56,7	103,5	52,4		22 x 1,5				11	2	<b>655-054</b>			21			86,5		30	20 x 1,5	84		650	s7	
<b>607-577</b>			32	25	52,7	81,1	52,5		-				11	2	<b>655-055</b>			21		23	86,5	81,5	30	20 x 1,5	84		743	s8	
<b>607-579</b>			25	30	52,7	83,7	52,1		20 x 1,5				11	2	<b>655-056</b>			21			86,5		30	20 x 1,5	84		623	s7	
<b>607-580</b>			23	33	49	84	51		-				11	2	<b>655-057</b>			21		23	86,5	81,5	30	20 x 1,5	84		743	s8	
<b>607-632</b>			23	32	56,2	87	51,2		20 x 1,5				11	2	<b>655-074</b>			21			86,5		30	20 x 1,5	84		638	s7	
<b>607-650</b>			25	32	52,65	87,8	54,1		20 x 1,5				11	2	<b>655-075</b>			21		23	86,5	81,5	30	20 x 1,5	84		733	s8	
<b>607-670</b>		44	21	30	52,4	84,9	51,4		20 x 1,5				11	2	<b>655-106</b>			20		23	86,5	81,5	30	16 x 1,5	107,		652	s8	
<b>607-671</b>		44	23	32	57,5	87,4	52		20 x 1,5				11	2	<b>655-107</b>			23		23	90	84,5	34	20 x 1,5	80		680	s8	
<b>607-698</b>			29	36	56	101,3	60,1		24 x 1,5				5	2	<b>655-108</b>			23		23	83,6	85,5	37	20 x 1,5	80		701	s8	
<b>607-707</b>			27	26	56,4	91,9	90,7		22 x 1,5				5	1	<b>655-109</b>			21			86,5		30	20 x 1,5	84		597	s7	
<b>607-727</b>			25	33	52,5	89,9	53,9		20 x 1,5				11	2	<b>655-110</b>			21		23	86,5	85,5	37	20 x 1,5	84		688	s8	
<b>607-728</b>			25	23	52,5	82	54,9		20 x 1,5				5	1	<b>655-112</b>			20		23	86,5		30	16 x 1,5	107,		635	s8	
<b>607-731</b>			27	35	56,6	94,9	53		22 x 1,5				11	2	<b>655-115</b>		44	21			81		30	20 x 1,5	84		648	s7	
<b>655-029</b>			21			76,5		30	20 x 1,5	84			623	s7	<b>655-116</b>		44	21		23	81	81,5	30	20 x 1,5	84		742	s8	
<b>655-030</b>			21		23	76,5	81,5	30	20 x 1,5	84			694	s8	<b>655-117</b>			21			81		30	20 x 1,5	84		648	s7	
<b>655-033</b>			21			86		30	20 x 1,5	80			610	s7	<b>655-118</b>			21		23	81	81,5	30	20 x 1,5	84		742	s8	
<b>655-034</b>			21		23	86,5	81,5	30	20 x 1,5	84			703	s8	<b>655-169</b>			21		23	86,5	83,5	30	20 x 1,5	85		724	s8	
<b>655-035</b>			23		23	90	85,5	37	20 x 1,5	80			716	s20	<b>655-297</b>			23			90		30	20 x 1,5	83		700	s7	
<b>655-036</b>			21			76,5		30	20 x 1,5	84			610	s7	<b>655-298</b>			23		23	90	85,5	37	20 x 1,5	83		745	s20	
<b>655-037</b>			21		23	76,5	72,5	30	20 x 1,5	84			680	s8	<b>655-299</b>		44	23			90		30	20 x 1,5	83		700	s7	
<b>655-038</b>			21			76,5		30	20 x 1,5	84			600	s7	<b>655-300</b>		44	23		23	90	85,5	37	20 x 1,5	83		745	s20	

CIFAM ref.	Spare Parts	ABS	A	B	C	D	E	F	G	H	I	L	M	Fig	CIFAM ref.	Spare Parts	ABS	A	B	C	D	E	F	G	H	I	L	M	Fig	
<b>RENAULT</b>															<b>RENAULT</b>															
<b>655-301</b>			21			83,6		30	20 x 1,5			702	s7		<b>655-429</b>		44	23			95		30	20 x 1,5	86		639	s7		
<b>655-302</b>			21		23	83,6	85,5	37	20 x 1,5			748	s20		<b>655-430</b>		44	23		23	95	79	30	20 x 1,5	86		734	s8		
<b>655-303</b>		44	21			86			20 x 1,5			702	s7		<b>655-432</b>		26	21		23	86,5	83,5	30	20 x 1,5	85		724	s8		
<b>655-304</b>		44	21		23	86			20 x 1,5			748	s20		<b>655-569</b>		30	23		26	98	96		20 x 1,5	84	67	679	s16		
<b>655-305</b>			23			90		30	20 x 1,5	83		659	s7		<b>655-570</b>		30	23		26	98	96		20 x 1,5	84	315	931	s6		
<b>655-306</b>			23			90		37	20 x 1,5	83	254	795	s6		<b>655-571</b>		30	23		26	98	96		20 x 1,5	84	67,5	595	s16		
<b>655-307</b>		44	23			90		30	20 x 1,5	83		659	s7		<b>655-572</b>		30	23		26	98	96		20 x 1,5	84	410	1020	s6		
<b>655-308</b>		44	23			90		37	20 x 1,5	83	254	795	s6		<b>655-573</b>		30	23			98		37	20 x 1,5	84		595	s7		
<b>655-311</b>		30	23			90		37	20 x 1,5	83		600	s7		<b>655-574</b>		30	23		39	98	91	41	20 x 1,5	84	393	985	s8		
<b>655-312</b>		30	23			90		37	20 x 1,5	83		541	s7		<b>655-579</b>		44	23		23	90	86		20 x 1,5	82,5	42	745	s8		
<b>655-313</b>		44	27		39	90	83	37	22 x 1,5	90		620	s7		<b>655-580</b>		44	23			90		30	20 x 1,5	83		702	s7		
<b>655-314</b>		44	27		39	90	83	37	22 x 1,5	90	422	978	s6		<b>655-585</b>			21			86,5		30	20 x 1,5	84	24	623	s7		
<b>655-315</b>		44	23			90		30	20 x 1,5	80		654	s7		<b>655-586</b>													738	s8	
<b>655-316</b>		44	23	23		90	95		20 x 1,5	80	43,6	751	s20		<b>655-587</b>		26	21			86		29,9		84,5		625	s7		
<b>655-317</b>			23			81		30	20 x 1,5	84		651	s7		<b>655-588</b>		26											740	s8	
<b>655-318</b>			23		23	81	71,5		20 x 1,5	84		751	s20		<b>655-589</b>			21			90			20 x 1,5	83		702	s7		
<b>655-319</b>		44	23			90		37	20 x 1,5	83		591	s7		<b>655-590</b>			21			90			20 x 1,5	83		748	s8		
<b>655-320</b>		44	23		39	90	82,9		20 x 1,5	83	422	951	s4		<b>655-591</b>		44	23			95			20 x 1,5	86		657	s7		
<b>655-323</b>		44	27			90			22 x 1,5	90		729	s7		<b>655-592</b>		44	23		23	90			20 x 1,5	85		745	s8		
<b>655-324</b>		44	27			90			22 x 1,5	90		772	s20		<b>655-593</b>		44	23		23	87,5			20 x 1,5	86		749	s6		
<b>655-395</b>			21			86		30	20 x 1,5	85		623	s7		<b>655-594</b>		44	23			84		30	20 x 1,5	86		655	s7		
<b>655-396</b>			21			86	79		20 x 1,5	85		718	s20		<b>655-595</b>		44	23		23	85	80		20 x 1,5	86		746	s8		
<b>655-397</b>		26	21			86		30	20 x 1,5	85		626	s7		<b>655-596</b>		44	23		28	83,6		29,8	20 x 1,5	86		750	s7		
<b>655-398</b>		26	21			86	79		20 x 1,5	85		718	s20		<b>655-597</b>			21			86		30	20 x 1,5	84,5		653	s7		
<b>655-399</b>			21		26	82	78		20 x 1,5	85	42	617			<b>655-598</b>			21			86			20 x 1,5	84,5		745	s8		
<b>655-400</b>			21		23	82	78		20 x 1,5	85		740	s20		<b>655-599</b>		44	21			86			20 x 1,5	84,5		653	s7		
<b>655-401</b>			21			81		30	20 x 1,5	84		628	s7		<b>655-600</b>		44	21			86			20 x 1,5	84,5		745	s8		
<b>655-402</b>			21		23	81	71,5	30	20 x 1,5	84		728	s20		<b>655-602</b>		44	23		23	83,6	68	30	20 x 1,5	86	187	750	s4		
<b>655-403</b>		26	21			81			20 x 1,5	84		628	s7		<b>655-628</b>		48	23		23	90	84,5	34	20 x 1,5	80	-	716	s20		
<b>655-404</b>		26	21		23	81			20 x 1,5	84		728	s20		<b>655-739</b>		44	23			82,5			20 x 1,5	85		680	s7		
<b>655-413</b>			23			86		30	20 x 1,5	84		706	s7		<b>655-740</b>		44	23	23		82,5			20 x 1,5	85		780	s8		
<b>655-414</b>			23			86		30	20 x 1,5	84	86	747	s20		<b>655-786</b>		44	21			84		29,9	20 x 1,5	85,3		630	s7		

QUOTE DIMENSIONALI TRASMISSIONI - DIMENSIONS TRANSMISSION



































































CIFAM ref.	Spare Parts	ABS	A	B	C	D	E	F	G	H	I	L	M	Fig	CIFAM ref.	Spare Parts	ABS	A	B	C	D	E	F	G	H	I	L	M	Fig	
<b>RENAULT</b>															<b>RENAULT LCV, TRUCK</b>															
<b>655-787</b>		44	21	23		84	80		20 x 1,5	85,3	40	725	s8		<b>613-260</b>					20	78	103								
<b>655-859</b>			23	26		83,7	78		20 x 1,5	86,2	63,2	674	s3		<b>613-313</b>					26	86	138								
<b>655-860</b>			23	26		83,7	79		20 x 1,5	86,2	325	914	s4		<b>613-346</b>					20	68	100								
<b>655-863</b>			27			87,6		30	22 x 1,5	92		721			<b>613-347</b>					22	82	126								
<b>655-864</b>			27	23		87,6	68	29,7	22 x 1,5	92	186	800	s4		<b>613-348</b>					20	68	100								
<b>655-865</b>		44	23			83,6		30	20 x 1,5	86		630	s7		<b>613-372</b>					22	76	113								
<b>655-866</b>		44	23	23		83,6	78,5		20 x 1,5	86	40,2	721	s8		<b>613-377</b>					26	86	138								
<b>655-871</b>			27			95		37	22 x 1,5			634	s7		<b>613-445</b>					20	78	103								
<b>655-872</b>			27	39		95	81,5		22 x 1,5	91	363	969	s4		<b>613-446</b>					22	82	126								
<b>655-873</b>			27	39		95	89,1		22 x 1,5	91	363	976	s4		<b>613-484</b>					26	86	138								
<b>655-896</b>			23	26		84	79		20 x 1,5	86	325	916	s4		<b>613-485</b>					26	86	138								
<b>655-897</b>			25	26		83	81,5		20 x 1,5	88	325	906	s4		<b>613-486</b>					26	86	138								
<b>655-903</b>			23	26		84	78		20 x 1,5	86	63,2	672	s3		<b>613-519</b>					29,5	100,6	130								
<b>655-904</b>			23	26		84	79		20 x 1,5	86	64	658	s3		<b>607-102</b>			23	25	56,45	90	79		20 x 1,5				3	3	
<b>655-905</b>			25	26		83	81,4		20 x 1,5	88	63,2	663	s3		<b>607-371</b>		51	28	27	67	98	57,6		24 x 1,5				4	2	
<b>655-906</b>			25	26		79,5	75,4		20 x 1,5	87,5	62	661	s3		<b>607-378</b>		26	21	30	52,2	84	51		20 x 1,5				11	2	
<b>655-908</b>			23	26		80	79		20 x 1,5	79	326	896	s4		<b>607-453</b>		51	28	36	64,5	96,5	58		24 x 1,5				11	2	
<b>655-909</b>			25	26		79,5			20 x 1,5	87,5	325	916	s4		<b>607-501</b>			23	30	49	83,6	50		20 x 1,5				11	2	
<b>655-918</b>		44	23			82,3		30	20 x 1,5	84,8		639	s7		<b>607-502</b>			23	29	49	79,7	50,2		20 x 1,5				11	2	
<b>655-919</b>		44	23	23		82,3	69,9		20 x 1,5	84,8	35,5	740	s8		<b>607-503</b>			23	28	49	76	50		20 x 1,5				11	2	
<b>655-1031</b>			27		-	82	-	30	22 x 1,5	92	-	721			<b>607-542</b>		44	23	30	57,3	85	50,8		20 x 1,5				11	2	
<b>655-1032</b>			27		23	82	78,5	30	22 x 1,5	92	186	795			<b>607-549</b>			27	26	56,5	91,6	59,6		22 x 1,5				3	1	
<b>655-1035</b>		26	23		-	83,6	-	30	20 x 1,5	86	-	630			<b>607-670</b>		44	21	30	52,4	84,9	51,4		20 x 1,5				11	2	
<b>655-1036</b>		26	23		23	83,6	-	-	20 x 1,5	86	-	721			<b>607-671</b>		44	23	32	57,5	87,4	52		20 x 1,5				11	2	
<b>655-1038</b>		44	23		26	84	-	-	20 x 1,5	-	64	606			<b>607-712</b>		51	28	36	64,5	101,9	57,1		24 x 1,5				11	2	
<b>655-1039</b>		44	23		26	84	-	-	20 x 1,5	-	326	866			<b>607-713</b>		51	28	36	64,5	96,5	58		24 x 1,5				11	2	
<b>655-1040</b>			23		26	76	-	-	20 x 1,5	-	62	649			<b>607-714</b>		51	28	36	64,5	101,9	57,1		24 x 1,5				11	2	
<b>655-1041</b>			23		26	76	-	-	20 x 1,5	-	273	889			<b>607-733</b>			27	36	56,5	101,3	60,1		22 x 1,5				5	2	
<b>RENAULT LCV, TRUCK</b>															<b>655-036</b>			21			76,5		30	20 x 1,5	84			610	s7	
<b>RENAULT LCV, TRUCK</b>															<b>655-037</b>			21		23	76,5	72,5	30	20 x 1,5	84			680	s8	
<b>613-088</b>					28	74	115								<b>655-038</b>			21			76,5		30	20 x 1,5	84		600	s7		
<b>613-255</b>					26	86	138								<b>655-039</b>			21		23	76,5	81,5	30	20 x 1,5	84		692	s8		





























































CIFAM ref.	Spare Parts	ABS	A	B	C	D	E	F	G	H	I	L	M	Fig	CIFAM ref.	Spare Parts	ABS	A	B	C	D	E	F	G	H	I	L	M	Fig
<b>RENAULT LCV, TRUCK</b>															<b>RENAULT LCV, TRUCK</b>														
<b>655-051</b>			23		27	98	84,5	34	20 x 1,5	110		714	s8		<b>655-919</b>		44	23	23		82,3	69,9		20 x 1,5	84,8	35,5	740	s8	
<b>655-076</b>			25		27	93	84,5	34	20 x 1,5	100		715	s8		<b>655-1027</b>			28		39	101,5	-	-	24 x 1,5	96	421	1126		
<b>655-111</b>			32		27	65	89,5	34	27 x 1,5	111		827	s8		<b>655-1028</b>		51	28		39	101,5	-	-	24 x 1,5	96	421	1126		
<b>655-169</b>			21		23	86,5	83,5	30	20 x 1,5	85		724	s8		<b>655-1029</b>		51	28		39	101,5	88	38	24 x 1,5	96	74	685		
<b>655-196</b>			27			91			22 x 1,5	94		675	s7		<b>655-1030</b>		51	28		39	101,5	88	38	24 x 1,5	96	549	1126		
<b>655-378</b>			27		39	91			22 x 1,5	94		1016	s6		<b>655-1037</b>		51	28		39	101,5	-	-	24 x 1,5	96	74	701		
<b>655-395</b>			21			86		30	20 x 1,5	85		623	s7		<b>655-1038</b>		44	23		26	84	-	-	20 x 1,5	-	64	606		
<b>655-396</b>			21			86	79		20 x 1,5	85		718	s20		<b>655-1039</b>		44	23		26	84	-	-	20 x 1,5	-	326	866		
<b>655-397</b>		26	21			86		30	20 x 1,5	85		626	s7		<b>655-1067</b>		51	28		39	101,5	-	-	24 x 1,5	96	428	1116		
<b>655-398</b>		26	21			86	79		20 x 1,5	85		718	s20		<b>ROVER</b>														
<b>655-405</b>			28			98		37	24 x 1,5	93		670	s7		<b>613-014</b>					20	78	103							
<b>655-406</b>			28		39	98	81,1	34	24 x 1,5	93	436	1120	s4		<b>613-034</b>					20	78	103							
<b>655-407</b>		51	28			98		37	24 x 1,5	93		670	s7		<b>613-038</b>					17	68	100							
<b>655-408</b>		51	28		39	98	81,5	34	24 x 1,5	93	435	1120	s4		<b>613-039</b>					22	63	96							
<b>655-409</b>			28			101,5			24 x 1,5	96		670	s7		<b>613-079</b>					20	78	103							
<b>655-410</b>			28			101,5			24 x 1,5	96		1127	s4		<b>613-080</b>					21	85	103							
<b>655-411</b>		51	28			101,5			24 x 1,5	96		670	s7		<b>613-168</b>					20	80	93							
<b>655-412</b>		51	28			101,5			24 x 1,5	96		1127	s4		<b>613-169</b>					20	78	103							
<b>655-432</b>		26	21		23	86,5	83,5	30	20 x 1,5	85		724	s8		<b>613-192</b>					23	81	96							
<b>655-786</b>		44	21			84		29,9	20 x 1,5	85,3		630	s7		<b>613-198</b>					21	85	103							
<b>655-787</b>		44	21	23		84	80		20 x 1,5	85,3	40	725	s8		<b>613-206</b>					22	86	91							
<b>655-850</b>			27			102		37	22 x 1,5	93		636	s7		<b>613-210</b>					20	78	103							
<b>655-851</b>			27	39		102	89		22 x 1,5	93	409	1058	s4		<b>613-274</b>					21	85	103							
<b>655-861</b>		51	28			101,5		37	24 x 1,5	96		664	s10		<b>613-296</b>					20	68	100							
<b>655-862</b>		51	28	39		101,5	84	34	24 x 1,5	96	431,8	1142	s4		<b>613-359</b>					24	80	116							
<b>655-865</b>		44	23			83,6		30	20 x 1,5	86		630	s7		<b>607-033</b>			25	22	50	84	53		22 x 1,5			4	2	
<b>655-866</b>		44	23	23		83,6	78,5		20 x 1,5	86	40,2	721	s8		<b>607-038</b>			29	19	48	72,3	77		"7/8"-1			14a	2	
<b>655-867</b>			28			101,5		37	24 x 1,5	96		644	s7		<b>607-039</b>			19	19	48	68,4	67		"5/8"-1			5	2	
<b>655-868</b>			28	39		101,5	81,1		24 x 1,5	96	390	1154	s4		<b>607-061</b>			25	22	50	84	53		22 x 1,5			4	2	
<b>655-869</b>		51	28			101,5		37	24 x 1,5	96		644	s7		<b>607-089</b>			23	22	49	81	52		22 x 1,5			3	2	
<b>655-870</b>		51	28	39		101,5	81,1		24 x 1,5	96	390	1154	s4		<b>607-090</b>		45	28	32	56	92	53		24 x 1,5			2	2	
<b>655-918</b>		44	23			82,3		30	20 x 1,5	84,8		639	s7																






















































QUOTE DIMENSIONALI TRASMISSIONI - DIMENSIONS TRANSMISSION





























































































































CIFAM ref.	Spare Parts	ABS	A	B	C	D	E	F	G	H	I	L	M	Fig	CIFAM ref.	Spare Parts	ABS	A	B	C	D	E	F	G	H	I	L	M	Fig
<b>SEAT</b>															<b>SEAT</b>														
<b>613-436</b>					27,3	96,5	109								<b>617-002</b>				25		100								
<b>613-480</b>					25,5	94	116								<b>617-003</b>				33		92								
<b>613-534</b>					20	68	80								<b>617-004</b>				33		94								
<b>614-002</b>					25	62	81								<b>617-010A</b>				33		100								
<b>614-004</b>					21	89	97								<b>617-010B</b>				33		100								
<b>614-005</b>					21	94	97								<b>617-010C</b>				33		100								
<b>614-020</b>					21	94	97								<b>617-022</b>				33		94								
<b>614-021</b>					21	89	97								<b>617-023</b>				33		92								
<b>607-001</b>			20	20	43,1	80	55		20 x 1,5				4	3	<b>655-002</b>			22	33		81	94		20 x 1,5	78		540	s10	
<b>607-002</b>			22	20	48,1	80	55		20 x 1,5				4	3	<b>655-003</b>			22	33		81	94		20 x 1,5	78		774	s10	
<b>607-003</b>			22	25	48,1	85	58		20 x 1,5				4	2	<b>655-121</b>			22	33		81	94		20 x 1,5	78		562	s10	
<b>607-009</b>			22	30	53	90	49		20 x 1,5				11	2	<b>655-126</b>			22	33		81	94		20 x 1,5	78		760	s10	
<b>607-019</b>			20	20	43,1	80	55		20 x 1,5				4	3	<b>655-207</b>			36	33		81	92		20 x 1,5	74		554	s14	
<b>607-021</b>			22	30	53	81	48		20 x 1,5				11	2	<b>655-208</b>			36	33		81	92		20 x 1,5	74		822	s14	
<b>607-055</b>			22	20	48,1	80	55		20 x 1,5				4	3	<b>655-211</b>			36	33		90	100		20 x 1,5	78		823	s10	
<b>607-189</b>			36	30	52,8	90	40		20 x 1,5				11	2	<b>655-267</b>		48	38	28	35	98	104		16 x 1,5	34	40	558	s18	
<b>607-190</b>			22	30	53	81	48		20 x 1,5				11	2	<b>655-339</b>			22	33		90	100		20 x 1,5	78		532	s10	
<b>607-241</b>			36	30	53	81	40		20 x 1,5				11	2	<b>655-358</b>			36	33		90	100		20 x 1,5	78		553	s10	
<b>607-389</b>		48	38	27	60	93,3	34		16 x 1,5				13	2	<b>655-360</b>		48	38	28	26	98	101		16 x 1,5	34	100	620	s19	
<b>607-413</b>			36	30	52	85	43		16 x 1,5				11	2	<b>655-433</b>			22	33		81	92		20 x 1,5	78		515	s10	
<b>607-414</b>			36	30	52	90	43,5		16 x 1,5				11	2	<b>655-434</b>			22	33		81	92		20 x 1,5	78		736	s10	
<b>607-415</b>			36	27	52	97,95	39,5		16 x 1,5				11	2	<b>655-546</b>		48	38			100			16 x 1,5	34		486		
<b>607-428</b>			36	27	53	98	40		20 x 1,5				11	2	<b>655-547</b>		48	38			100			16 x 1,5	34		507		
<b>607-435</b>		45	38	33	59,4	87,9	34		16 x 1,5				13	1	<b>655-611</b>			36	33		85	94		16 x 1,5	59		501	s10	
<b>607-444</b>		48	38	36	60	97,5	34		16 x 1,5				13	2	<b>655-612</b>			36	33		85	94		16 x 1,5	59		750	s10	
<b>607-462</b>			36	30	59,6	89,9	40		16 x 1,5				13	2	<b>655-613</b>			36			90			16 x 1,5	59		471	s1	
<b>607-463</b>			36	27	59,5	97,95	40,5		16 x 1,5				13	2	<b>655-614</b>			36			90			16 x 1,5	59		757	s10	
<b>607-465</b>			36	30	59,5	81	40,3		16 x 1,5				13	2	<b>655-615</b>			22	33		90	100		20 x 1,5	78		769	s10	
<b>607-467</b>			36	30	59,5	90	40		16 x 1,5				13	2	<b>655-693</b>		45	38			98			16 x 1,5	34		596		
<b>607-551</b>		45	38	27	59,6	100	34,3		16 x 1,5				13	1	<b>655-694</b>		45	38			98			16 x 1,5	34		618		
<b>607-658</b>			36	27	59,5	100,1	40		16 x 1,5				13	1	<b>655-741</b>			36			98	108		16 x 1,5	58		464	s10	
<b>607-708</b>			36	33	59,5	93,7	39,8		16 x 1,5				13	2	<b>655-742</b>			36			98	108		16 x 1,5	58		774	s10	

QUOTE DIMENSIONALI TRASMISSIONI - DIMENSIONS TRANSMISSION

































































CIFAM ref.	Spare Parts	ABS	A	B	C	D	E	F	G	H	I	L	M	Fig	CIFAM ref.	Spare Parts	ABS	A	B	C	D	E	F	G	H	I	L	M	Fig
<b>SEAT</b>															<b>SKODA</b>														
<b>655-758</b>			36			90			20 x 1,5	78		810			<b>613-436</b>					27,3	96,5	109							
<b>655-779</b>			36			90			20 x 1,5	78		543			<b>613-480</b>					25,5	94	116							
<b>655-874</b>			36			98	108		16 x 1,5	58		464	s10		<b>614-020</b>					21	94	97							
<b>655-875</b>			36			90	94		16 x 1,5	59		501	s10		<b>607-158</b>			22	22	47	83	56		20 x 1,5			11	2	
<b>655-876</b>			36			90	94		16 x 1,5	59		753	s10		<b>607-189</b>			36	30	52,8	90	40		20 x 1,5			11	2	
<b>SEAT LCV</b>															<b>607-239</b>		45	33	30	53	87,9	30		14 x 1,5				13	2
<b>613-002</b>					20	68	80								<b>607-241</b>			36	30	53	81	40		20 x 1,5			11	2	
<b>613-005</b>					20	68	80								<b>607-267</b>		45	38	27	59,5	98	34		16 x 1,5			13	2	
<b>607-019</b>			20	20	43,1	80	55		20 x 1,5				4	3	<b>607-375</b>		45	33	30	53	87,9	30		14 x 1,5			13	2	
<b>607-021</b>			22	30	53	81	48		20 x 1,5				11	2	<b>607-381</b>		45	33	27	53	98	30		14 x 1,5			13	2	
<b>655-002</b>			22	33		81	94		20 x 1,5	78		540	s10		<b>607-403</b>			20	30	52	85	44		16 x 1,5			11	2	
<b>655-003</b>			22	33		81	94		20 x 1,5	78		774	s10		<b>607-413</b>			36	30	52	85	43		16 x 1,5			11	2	
<b>655-121</b>			22	33		81	94		20 x 1,5	78		562	s10		<b>607-414</b>			36	30	52	90	43,5		16 x 1,5			11	2	
<b>655-126</b>			22	33		81	94		20 x 1,5	78		760	s10		<b>607-415</b>			36	27	52	97,95	39,5		16 x 1,5			11	2	
<b>SKODA</b>															<b>607-428</b>			36	27	53	98	40		20 x 1,5			11	2	
<b>613-135</b>					21	78	83								<b>607-441</b>		45	38	27	59,5	99,5	34		16 x 1,5			13	2	
<b>613-152</b>					26	87	117								<b>607-462</b>			36	30	59,6	89,9	40		16 x 1,5			13	2	
<b>613-154</b>					22	76	113								<b>607-463</b>			36	27	59,5	97,95	40,5		16 x 1,5			13	2	
<b>613-178</b>					21	85	103								<b>607-467</b>			36	30	59,5	90	40		16 x 1,5			13	2	
<b>613-196</b>					24	90	90								<b>607-658</b>			36	27	59,5	100,1	40		16 x 1,5			13	1	
<b>613-258</b>					21	85	103								<b>607-708</b>			36	33	59,5	93,7	39,8		16 x 1,5			13	2	
<b>613-263</b>					24	90	90								<b>617-010C</b>				33		100								
<b>613-272</b>					25	78	130								<b>617-022</b>				33		94								
<b>613-278</b>					25	78	130								<b>655-119</b>			22		22	83	87	30	20 x 1,5	81	60,5	600	s3	
<b>613-283</b>					26	87	117								<b>655-120</b>			22		22	83	87	30	20 x 1,5	81	60,5	866	s3	
<b>613-284</b>					26	86	138								<b>655-207</b>			36	33		81	92		20 x 1,5	74		554	s14	
<b>613-293</b>					26	87	117								<b>655-208</b>			36	33		81	92		20 x 1,5	74		822	s14	
<b>613-300</b>					26	86	138								<b>655-211</b>			36	33		90	100		20 x 1,5	78		823	s10	
<b>613-319</b>					25	90	107								<b>655-358</b>			36	33		90	100		20 x 1,5	78		553	s10	
<b>613-320</b>					24	90	90								<b>655-435</b>			22		22	83	87	32	20 x 1,5	81	60,5	600	s5	
					26	87	117								<b>655-436</b>			22		22	83	83	32	20 x 1,5	82,4	60,5	868	s9	
					25	90	107								<b>655-441</b>			36	33		90	100		20 x 1,5	78		553	s10	

































































CIFAM ref.	Spare Parts	ABS	A	B	C	D	E	F	G	H	I	L	M	Fig	CIFAM ref.	Spare Parts	ABS	A	B	C	D	E	F	G	H	I	L	M	Fig
<b>SKODA</b>															<b>SUBARU</b>														
<b>655-611</b>			36	33		85	94		16 x 1,5	59		501	s10		<b>613-068</b>					25	85	102							
<b>655-612</b>			36	33		85	94		16 x 1,5	59		750	s10		<b>613-074</b>					23	81	96							
<b>655-613</b>			36			90			16 x 1,5	59		471	s1		<b>613-132</b>					24	90	94,5							
<b>655-614</b>			36			90			16 x 1,5	59		757	s10		<b>613-181</b>					23	81	96							
<b>655-741</b>			36			98	108		16 x 1,5	58		464	s10		<b>613-408</b>					20	68	100							
<b>655-742</b>			36			98	108		16 x 1,5	58		774	s10		<b>607-018</b>			30	22	58	80	99		24 x 1,5			14	1	
<b>655-743</b>			36			85	94		16 x 1,5	59		758			<b>607-040</b>			30	23	52	82,3	99		24 x 1,5			14	1	
<b>655-747</b>			36			90	108		20 x 1,5	78		544	s1		<b>607-046</b>			30	23	58	80	99		24 x 1,5			14	1	
<b>655-748</b>			36			90	108		20 x 1,5	78		808	s1		<b>607-077</b>			30	25	58	89,7	99		24 x 1,5			14	1	
<b>655-777</b>			36			85	94		16 x 1,5	59		487			<b>607-084</b>			27	30	56	87,9	60		22 x 1,5			3	1	
<b>SKODA LCV</b>															<b>607-151</b>			27	25	56	95	60		22 x 1,5				3	1
<b>613-272</b>															<b>607-247</b>			27	22	56	83	60		22 x 1,5				3	1
<b>613-278</b>					25	78	130								<b>607-274</b>			24	19	50	72,3	77,5		18 x 1,5			14	1	
<b>613-283</b>					25	78	130								<b>607-318</b>			24	18	50	72,3	77,5		20 x 1,5			14	1	
<b>607-403</b>			20	30	52	85	44		16 x 1,5				11	2	<b>607-319</b>			24	18	50	72,3	77,5		20 x 1,5			14	1	
<b>607-413</b>			36	30	52	85	43		16 x 1,5				11	2	<b>607-320</b>			24	19	50	72,3	77,5		18 x 1,5			14	1	
<b>607-414</b>			36	30	52	90	43,5		16 x 1,5				11	2	<b>607-614</b>		43	25	28	49,1	76,7	51		18 x 1,5			3	2	
<b>655-743</b>			36			85	94		16 x 1,5	59		758			<b>SUZUKI</b>														
<b>655-777</b>			36			85	94		16 x 1,5	59		487			<b>613-059</b>					18	63	82							
<b>SMART</b>															<b>613-070</b>					18	63	82							
<b>613-354</b>															<b>613-095</b>					18	63	82							
<b>613-409</b>					22	72	127								<b>613-096</b>					19	67	85							
<b>607-507</b>			25	21	53,4	75	58,4		22 x 1,5				11	2	<b>613-099</b>					18	62	82,5							
<b>607-615</b>			25	23	53	82	57,2		22 x 1,5				4	1	<b>613-128</b>					21	73	91							
<b>655-629</b>			42	24		33	70	71	14 x 1,5	25,5	59,8	475,	s19		<b>613-129</b>					21	73	91							
<b>655-630</b>			42	24		33	70	71	14 x 1,5	25,5	59,8	715,	s19		<b>613-248</b>					18	63	82							
<b>SUBARU</b>															<b>613-249</b>					21	73	91							
<b>613-021</b>															<b>613-251</b>					18	63	82							
<b>613-044</b>					21	71,5	90								<b>613-261</b>					21	73	91							
<b>613-262</b>															<b>613-262</b>					22	76	113							
<b>613-270</b>															<b>613-270</b>					20	68	100							

CIFAM ref.	Spare Parts	ABS	A	B	C	D	E	F	G	H	I	L	M	Fig	CIFAM ref.	Spare Parts	ABS	A	B	C	D	E	F	G	H	I	L	M	Fig
<b>SUZUKI</b>															<b>TOYOTA</b>														
613-380					22	72	127								613-166					24	79	98							
613-408					20	68	100								613-186					22	78	94							
613-441					18	63	82								613-199					21	73	91							
613-447					20	68	100								613-237					24	79	98							
613-523					17	68	100								613-239					22	78	94							
606-459		26	19	44	71,5	115,4		8 x 1,25					12	1	613-240					22	78	94							
607-068		23	19	44	72	65		18 x 1,5					5	1	613-243					24	79	98							
607-080		23	19	44	72	65		18 x 1,5					5	1	613-244					20	78	103							
607-114		23	19	49	71,5	66		18 x 1,5					3	1	613-268					20	68	100							
607-117		23	18	44	68	65		18 x 1,5					5	1	613-269					26	86	138							
607-149		25	22	49	79	51		18 x 1,5					3	1	613-309					20	78	103							
607-252		23	22	49	75,6	66		18 x 1,5					3	1	613-311					20	78	103							
607-266		25	21	49	74	51		18 x 1,5					3	1	613-318					20	68	100							
607-360		23	20	49	71	68		18 x 1,5					3	2	613-334					22	82	126							
607-361		23	20	49	71	68		18 x 1,5					3	3	613-335					22	72	97							
607-362		23	20	49	76	68		18 x 1,5					3	3	613-336					25	90	107							
607-365		25	19	49	69	51		18 x 1,5					3	2	613-370					22	82	126							
607-380		26	22	48	79	115,4		8 x 1,25					12	1	613-381					22	78	118							
607-394		43	23	20	49	72,3	53	18 x 1,5					3	1	613-530					25	90	107							
607-540		26	30	47,9	83	115,8		8 x 1,25					12	2	613-540					21	85	103							
607-555		43	25	21	49	75,1	52	18 x 1,5					3	1	606-217			30	27	61,7	92,4	36		8 x 1,25			12	2	
607-602		43	25	29	49,1	72,6	51,5	-					5	2	606-218			30	24	57	104,6	38,7		8 x 1,25			12	2	
607-614		43	25	28	49,1	76,7	51	18 x 1,5					3	2	607-030			26	23	56	82	60		19 x 1,5			5	2	
607-665		43	23	19	49	69	53,5	18 x 1,5					3	2	607-070			26	24	56	85	60		19 x 1,5			5	2	
607-672		43	23	20	49	72,5	53,2	18 x 1,5					3	1	607-078			26	29	56	84	59,5		22 x 1,5			5	3	
607-724		25	20	49	72,3	50,2		18 x 1,5					5	1	607-134			26	25	56	89,5	60		19 x 1,5			5	2	
<b>TOYOTA</b>															607-207			26	27	56	89,5	59		22 x 1,5				5	2
															607-253			23	23	56	80	51		19 x 1,5				5	2
613-029					26	78	100								607-271			23	21	56	77	57,5		22 x 1,5			5	2	
613-061					26	78	100								607-325		48	30	34	56	92,7			22 x 1,5			5	2	
613-069					23	78	110								607-326			30	34	56	94,3			22 x 1,5			5	2	
613-111					25	85	102								607-334			26	30	56	87	60		22 x 1,5			5	2	































































CIFAM ref.	Spare Parts	ABS	A	B	C	D	E	F	G	H	I	L	M	Fig	CIFAM ref.	Spare Parts	ABS	A	B	C	D	E	F	G	H	I	L	M	Fig	
<b>TOYOTA</b>															<b>TOYOTA</b>															
<b>607-339</b>			26	27	56	90	56		22 x 1,5				5	2	<b>655-1054</b>		48	24		23	83,3	-	-	22 x 1,5	90	59	878			
<b>607-346</b>			26	23	56	83	61		22 x 1,5				5	2	<b>655-1068</b>		48	24		23	77	-	-	22 x 1,5	-	59	868			
<b>607-347</b>		48	26	23	56	86	60,5		22 x 1,5				5	2	<b>621-001</b>			26		24	85,7			22 x 1,5	95		546,			
<b>607-351</b>		48	26	24	56	85,8	61		22 x 1,5				5	2	<b>621-002</b>			26		24	85,7			22 x 1,5	95		787,			
<b>607-352</b>		48	26	29	56	84	59,5		22 x 1,5				5	3	<b>TOYOTA LCV</b>															
<b>607-392</b>			24	26	58	77	56		22 x 1,5				5a	2	<b>TOYOTA LCV</b>															
<b>607-393</b>		48	26	27	56	96	60		22 x 1,5				5	2	<b>606-217</b>			30	27	61,7	92,4	36		8 x 1,25				12	2	
<b>607-447</b>		48	24	22	58	81	56		22 x 1,5				5a	2	<b>VOLKSWAGEN</b>															
<b>607-450</b>		48	24	23	57,9	84,9	56,5		22 x 1,5				5	2	<b>613-004</b>					20	68	80								
<b>607-460</b>		48	24	26	58	77	56		22 x 1,5				5a	2	<b>613-005</b>					20	68	80								
<b>607-483</b>		48	26	23	56	82	59,5		22 x 1,5				5	1	<b>613-035</b>					20	68	80								
<b>607-484</b>		48	26	22	56	79,1	60		22 x 1,5				5	1	<b>613-036</b>					18	68	94								
<b>607-485</b>		48	30	27	63,2	96,4	57,3		22 x 1,5				5	2	<b>613-047</b>					20	68	80								
<b>607-513</b>		48	26	23	56	82	58,5		-				5	1	<b>613-048</b>					22	83	79								
<b>607-528</b>			24	19	49,5	70,1	56		-				5a	1	<b>613-105</b>					22	83	79								
<b>607-536</b>			26	27	63,2	94,5	58,5		22 x 1,5				5	2	<b>613-152</b>					26	87	117								
<b>607-539</b>		48	26	23	58	82	59,5		22 x 1,5				5	1	<b>613-153</b>					20	68	80								
<b>607-544</b>		48	26	25	58	90,2	59		22 x 1,5				5	1	<b>613-154</b>					22	76	113								
<b>607-557</b>		48	24	28	55,9	81	56,1		22 x 1,5				5a	3	<b>613-178</b>					21	85	103								
<b>607-778</b>		48	26	25	57,9	90,8	59,7		22 x 1,5				5	1	<b>613-196</b>					24	90	90								
<b>655-857</b>			24	23		73	70,3		22 x 1,5	90,8	60	593	s3		<b>613-258</b>					21	85	103								
<b>655-858</b>			24	23		73	70,3		22 x 1,5	90,8	60	897	s3		<b>613-259</b>					21	85	103								
<b>655-892</b>			26	23		73,2	73,3		22 x 1,5	95,6	60	669	s3		<b>613-263</b>					24	90	90								
<b>655-893</b>			26	23		73,2	73,3		22 x 1,5	95,6	60	884	s3		<b>613-266</b>					26	86	138								
<b>655-894</b>			26	20		86	81,9		22 x 1,5	95	63	655	s3		<b>613-272</b>					25	78	130								
<b>655-895</b>			26	20		86	81,9		22 x 1,5	95	63	895	s3		<b>613-278</b>					25	78	130								
<b>655-920</b>			24		23	70,2	70,3		22 x 1,5	90,7	60,3	650	s3		<b>613-283</b>					26	87	117								
<b>655-921</b>			24		23	70,2	70,3		22 x 1,5	90,7	60,3	840	s3		<b>613-284</b>					26	86	138								
<b>655-1050</b>			24		23	77	-	-	22 x 1,5	-	59	652			<b>613-293</b>					25	90	107								
<b>655-1051</b>			24		23	77	-	-	22 x 1,5	-	59	868			<b>613-300</b>					24	90	90								
<b>655-1052</b>		48	24		23	77	-	-	22 x 1,5	-	59	652			<b>613-306</b>					26	86	138								
<b>655-1053</b>		48	24		23	83,3	-	-	22 x 1,5	90	59	638																		

































































CIFAM ref.	Spare Parts	ABS	A	B	C	D	E	F	G	H	I	L	M	Fig	CIFAM ref.	Spare Parts	ABS	A	B	C	D	E	F	G	H	I	L	M	Fig
<b>VOLKSWAGEN</b>															<b>VOLKSWAGEN</b>														
<b>613-319</b>					26	87	117								<b>607-189</b>			36	30	52,8	90	40					11	2	
<b>613-320</b>					25	90	107								<b>607-190</b>			22	30	53	81	48					11	2	
<b>613-321</b>					22	76	113								<b>607-239</b>		45	33	30	53	87,9	30					13	2	
<b>613-322</b>					25	78	130								<b>607-241</b>			36	30	53	81	40					11	2	
<b>613-367</b>					25	78	130								<b>607-267</b>		45	38	27	59,5	98	34					13	2	
<b>613-368</b>					26	87	117								<b>607-375</b>		45	33	30	53	87,9	30					13	2	
<b>613-376</b>					21,3	69	103								<b>607-377</b>		45	38	30	59,6	87,9	34					13	2	
<b>613-416</b>					27,3	96,5	109								<b>607-381</b>		45	33	27	53	98	30					13	2	
<b>613-424</b>					24	90	90								<b>607-389</b>		48	38	27	60	93,3	34					13	2	
<b>613-426</b>					27,3	96,5	109								<b>607-403</b>			20	30	52	85	44					11	2	
<b>613-433</b>					22	76	113								<b>607-413</b>			36	30	52	85	43					11	2	
<b>613-436</b>					27,3	96,5	109								<b>607-414</b>			36	30	52	90	43,5					11	2	
<b>613-437</b>					27,3	96,5	109								<b>607-415</b>			36	27	52	97,95	39,5					11	2	
<b>613-468</b>					27,3	96,5	109								<b>607-428</b>			36	27	53	98	40					11	2	
<b>613-480</b>					25,5	94	116								<b>607-441</b>		45	38	27	59,5	99,5	34					13	2	
<b>613-536</b>					24	90	83								<b>607-444</b>		48	38	36	60	97,5	34					13	2	
<b>614-004</b>					21	89	97								<b>607-462</b>			36	30	59,6	89,9	40					13	2	
<b>614-005</b>					21	94	97								<b>607-463</b>			36	27	59,5	97,95	40,5					13	2	
<b>614-012</b>					24	107,5	120								<b>607-465</b>			36	30	59,5	81	40,3					13	2	
<b>614-020</b>					21	94	97								<b>607-466</b>			22	30	53,3	87,9	49					11	2	
<b>614-021</b>					21	89	97								<b>607-467</b>			36	30	59,5	90	40					13	2	
<b>607-004</b>			22	30	50,3	81	48		20 x 1,5					11	3	<b>607-531</b>			36	30	51,9	84,8	43				11a	2	
<b>607-005</b>			22	30	50,3	81	48		20 x 1,5					11	2	<b>607-533</b>			36	30	51,6	89,8	42,8				11a	2	
<b>607-009</b>			22	30	53	90	49		20 x 1,5					11	2	<b>607-547</b>			20	26	44	69,9	43				11	1	
<b>607-021</b>			22	30	53	81	48		20 x 1,5					11	2	<b>607-633</b>			38	27	64	100	56,2				11	1	
<b>607-034</b>			20	30	45,5	81	46		20 x 1,5					11	2	<b>607-641</b>		45	38	27	59,5	99,5	34				13	2	
<b>607-035</b>			20	25	45,5	77	48		20 x 1,5					11	2	<b>607-644</b>			38	27	64	100	56,2				11	1	
<b>607-049</b>			22	30	51	81	48		20 x 1,5					11	3	<b>607-653</b>			22	30	51	81	48				11	2	
<b>607-050</b>			22	30	51	90	49		20 x 1,5					11	2	<b>607-658</b>			36	27	59,5	100,1	40				13	1	
<b>607-096</b>			22	30	51	81	48		20 x 1,5					11	2	<b>607-659</b>			30	27	64	100	61,7				2	1	
<b>607-128</b>			22	25	51	90	49		20 x 1,5					11	3	<b>607-695</b>			38	27	59,5	100	34				13	1	
<b>607-150</b>			26	28	56,4	98	51		22 x 1,5					4	3	<b>607-708</b>			36	33	59,5	93,7	39,8				13	2	

CIFAM ref.	Spare Parts	ABS	A	B	C	D	E	F	G	H	I	L	M	Fig	CIFAM ref.	Spare Parts	ABS	A	B	C	D	E	F	G	H	I	L	M	Fig
<b>VOLKSWAGEN</b>															<b>VOLKSWAGEN</b>														
<b>617-003</b>				33		92									<b>655-339</b>			22	33		90	100		20 x 1,5	78		532	s10	
<b>617-004</b>				33		94									<b>655-352</b>			22	33		81	94		20 x 1,5	78		583	s10	
<b>617-010</b>				33		100									<b>655-353</b>			22	33		81	94		20 x 1,5	78		782	s10	
<b>617-010A</b>				33		100									<b>655-355</b>			22	33		81	94		20 x 1,5	78		796	s10	
<b>617-010B</b>				33		100									<b>655-357</b>			36	33		90	100		20 x 1,5	78		783	s10	
<b>617-010C</b>				33		100									<b>655-358</b>			36	33		90	100		20 x 1,5	78		553	s10	
<b>617-014</b>				28		108									<b>655-360</b>		48	38	28	26	98	101		16 x 1,5	34	100	620	s19	
<b>617-022</b>				33		94									<b>655-443</b>			36	28		98	108		20 x 1,5	78		520	s10	
<b>617-023</b>				33		92									<b>655-444</b>			36	28		98	108		20 x 1,5	78		806	s10	
<b>655-002</b>			22	33		81	94		20 x 1,5	78		540	s10		<b>655-472</b>			22			88			20 x 1,5	79		527	s1	
<b>655-003</b>			22	33		81	94		20 x 1,5	78		774	s10		<b>655-474</b>			22			88	95		20 x 1,5	79		712	s1	
<b>655-052</b>			22	33		81	94		20 x 1,5	78		540	s10		<b>655-475</b>			20		28	70	72	39,3	16 x 1,5	57	62	510	s16	
<b>655-121</b>			22	33		81	94		20 x 1,5	78		562	s10		<b>655-476</b>			20		28	70	72	39,3	16 x 1,5	57	62	726	s16	
<b>655-123</b>			22	33		90	100		20 x 1,5	78		551	s10		<b>655-546</b>		48	38			100			16 x 1,5	34		486		
<b>655-124</b>			22	33		90	100		20 x 1,5	78		783	s10		<b>655-547</b>		48	38			100			16 x 1,5	34		507		
<b>655-127</b>			22	33		81	92		20 x 1,5	78		515	s10		<b>655-603</b>		45	38			98	130		16 x 1,5	34		601	s15	
<b>655-128</b>			22	33		81	92		20 x 1,5	78		736	s10		<b>655-604</b>		45	38			98	130		16 x 1,5	34		621	s15	
<b>655-171</b>			22	33		81	94		20 x 1,5	78		525	s10		<b>655-607</b>			36	28		98	108		20 x 1,5	78		654	s10	
<b>655-172</b>			22	33		81	94		20 x 1,5	78		750	s10		<b>655-609</b>		45	33			98			14 x 1,5	30		598	s15	
<b>655-187</b>			22	33		90	100		20 x 1,5	78		552	s10		<b>655-610</b>		45	33			98			14 x 1,5	30		620	s15	
<b>655-188</b>			22	33		90	100		20 x 1,5	78		792	s10		<b>655-611</b>			36	33		85	94		16 x 1,5	59		501	s10	
<b>655-189</b>			22	33		81	94		20 x 1,5	78		609	s10		<b>655-612</b>			36	33		85	94		16 x 1,5	59		750	s10	
<b>655-197</b>		45	33	28		88	108		14 x 1,5	30		611	s14		<b>655-613</b>		36			90			16 x 1,5	59		471	s1		
<b>655-198</b>		45	33	28		88	108		14 x 1,5	30		636	s14		<b>655-614</b>		36			90			16 x 1,5	59		757	s10		
<b>655-199</b>		45	33	28		88	108		14 x 1,5	30		609	s14		<b>655-615</b>		22	33		90	100		20 x 1,5	78		769	s10		
<b>655-200</b>		45	33	28		88	108		14 x 1,5	30		635	s14		<b>655-747</b>		36			90	108		20 x 1,5	78		544	s1		
<b>655-201</b>		45	33			88	130		14 x 1,5	30		593	s15		<b>655-748</b>		36			90	108		20 x 1,5	78		808	s1		
<b>655-202</b>		45	33			88	130		14 x 1,5	30		615	s15		<b>655-751</b>		22			90	100		20 x 1,5	78	32	547	s1		
<b>655-207</b>			36	33		81	92		20 x 1,5	74		554	s14		<b>655-752</b>		22			90			20 x 1,5	78		780	s1		
<b>655-208</b>			36	33		81	92		20 x 1,5	74		822	s14		<b>655-758</b>		36			90			20 x 1,5	78		810			
<b>655-211</b>			36	33		90	100		20 x 1,5	78		823	s10		<b>655-759</b>		36			90	100			40		521			
<b>655-267</b>		48	38	28	35	98	104		16 x 1,5	34	40	558	s18		<b>655-760</b>		36			90	100			40		813			

QUOTE DIMENSIONALI TRASMISSIONI - DIMENSIONS TRANSMISSION

CIFAM ref.	Spare Parts	ABS	A	B	C	D	E	F	G	H	I	L	M	Fig	CIFAM ref.	Spare Parts	ABS	A	B	C	D	E	F	G	H	I	L	M	Fig
<b>VOLKSWAGEN</b>															<b>VOLKSWAGEN LCV</b>														
<b>655-761</b>			36			100	108					488			<b>614-012</b>					24	107,5	120							
<b>655-762</b>			36			100	108					795			<b>614-018</b>					24	57	100							
<b>655-763</b>			36			90	100			40		544			<b>614-022</b>					24	57	100							
<b>655-764</b>			36			90	100			40		798			<b>607-009</b>			22	30	53	90	49		20 x 1,5				11	2
<b>655-779</b>			36			90			20 x 1,5	78		543			<b>607-021</b>			22	30	53	81	48		20 x 1,5				11	2
<b>655-875</b>			36			90	94		16 x 1,5	59		501	s10		<b>607-123</b>			38	33	60	98	34		16 x 1,5				13	2
<b>655-876</b>			36			90	94		16 x 1,5	59		753	s10		<b>607-124</b>		48	38	33	60	98	34		16 x 1,5				13	2
<b>655-877</b>			36			90	100		16 x 1,5	40		553	s10		<b>607-158</b>			22	22	47	83	56		20 x 1,5				11	2
<b>655-878</b>			36			90	100		16 x 1,5	40		813	s14		<b>607-190</b>			22	30	53	81	48		20 x 1,5				11	2
<b>655-879</b>			36			90	94		16 x 1,5	75		518	s10		<b>607-229</b>		48	38	27	60	98	34		16 x 1,5				13	2
<b>655-880</b>			36			90	94		16 x 1,5	75		770	s10		<b>607-230</b>			38	27	60	98	34		16 x 1,5				13	2
<b>655-881</b>			36			81	94		16 x 1,5	40,3		559	s10		<b>607-414</b>			36	30	52	90	43,5		16 x 1,5				11	2
<b>655-882</b>			36			81	94		16 x 1,5	40,3		779	s10		<b>607-462</b>			36	30	59,6	89,9	40		16 x 1,5				13	2
<b>655-1064</b>			36		-	100	-	-	-	-	-	-	-		<b>607-463</b>			36	27	59,5	97,95	40,5		16 x 1,5				13	2
<b>VOLKSWAGEN LCV</b>															<b>607-467</b>			36	30	59,5	90	40		16 x 1,5				13	2
															<b>607-478</b>			38	27	63	100	53,5		20 x 1,5				11	1
<b>613-005</b>					20	68	80								<b>607-479</b>			38	29	63	106	53		20 x 1,5				11	1
<b>613-048</b>					22	83	79								<b>607-533</b>			36	30	51,6	89,8	42,8		16 x 1,5			11a	2	
<b>613-101</b>					24	90	90								<b>607-708</b>			36	33	59,5	93,7	39,8		16 x 1,5			13	2	
<b>613-135</b>					21	78	83								<b>617-001</b>				33		100								
<b>613-145</b>					26	86	138								<b>617-003</b>				33		92								
<b>613-153</b>					20	68	80								<b>617-004</b>				33		94								
<b>613-283</b>					26	87	117								<b>617-010A</b>				33		100								
<b>613-319</b>					26	87	117								<b>617-010B</b>				33		100								
<b>613-320</b>					25	90	107								<b>617-010C</b>				33		100								
<b>613-332</b>					26	86	138								<b>617-014</b>				28		108								
<b>613-368</b>					26	87	117								<b>617-019</b>				33		108								
<b>613-480</b>					25,5	94	116								<b>617-024</b>				28		108								
<b>613-507</b>					30,5	104	125								<b>617-031</b>				30		108	31,5						3	
<b>614-001</b>					21	100	100								<b>655-001</b>				33		100	100				537	s11		
<b>614-004</b>					21	89	97								<b>655-002</b>			22	33		81	94		20 x 1,5	78		540	s10	
<b>614-005</b>					21	94	97								<b>655-003</b>			22	33		81	94		20 x 1,5	78		774	s10	

CIFAM ref.	Spare Parts	ABS	A	B	C	D	E	F	G	H	I	L	M	Fig	CIFAM ref.	Spare Parts	ABS	A	B	C	D	E	F	G	H	I	L	M	Fig	
<b>VOLKSWAGEN LCV</b>															<b>VOLVO</b>															
<b>655-052</b>			22	33		81	94		20 x 1,5	78		540	s10		<b>614-017</b>					23	52	75								
<b>655-186</b>			38	33		98	108		16 x 1,5	34		528	s14		<b>607-133</b>		48	26	25	56,6	90	50,5		22 x 1,5				11	3	
<b>655-339</b>			22	33		90	100		20 x 1,5	78		532	s10		<b>607-272</b>		44	22	22	50	81	52,5		18 x 1,5				11	3	
<b>655-359</b>		48	38	33		98	108		16 x 1,5	34		528	s15		<b>607-273</b>			22	22	50	81	53		18 x 1,5				11	3	
<b>655-605</b>			38	28		98	110		16 x 1,5	34		528	s14		<b>607-368</b>		48	26	28	56,7	98,2	51,8		22 x 1,5				11	3	
<b>655-606</b>		48	38	28		98	108		16 x 1,5	34		528	s14		<b>607-369</b>			22	25	50,2	90,3	53		18 x 1,5				11	3	
<b>655-608</b>		48	38			98			16 x 1,5	34		550	s14		<b>607-376</b>		44	22	25	50	90	52,8		18 x 1,5				11	3	
<b>655-615</b>			22	33		90	100		20 x 1,5	78		769	s10		<b>607-385</b>			25	29	54	87,2	62		22 x 1,5				11	3	
<b>655-643</b>			38	26		106	108		20 x 1,5	102,	31,5	620	s8		<b>607-538</b>		48	36	27	56,5	98,2	48		10 x 1,5				13a	1	
<b>655-749</b>			38			98	108		16 x 1,5	34		517	s14		<b>607-631</b>		43	25	29	54	85,8	62		22 x 1,5				11	3	
<b>655-750</b>		48	38			98	108		16 x 1,5	34		517	s14		<b>607-642</b>		43	26	27	56,5	97,9	49,9		22 x 1,5				11	1	
<b>655-755</b>			38			98	108		16 x 1,5	34		536	s14		<b>607-673</b>		48	40	27	56,5	100,1	52,3		10 x 1,5				13	1	
<b>655-757</b>		48	38			98	108		16 x 1,5	34		536	s14		<b>607-706</b>		48	36	33	56	87	47,5		10 x 1,5				13a	1	
<b>655-883</b>			36			100	108		16 x 1,5	40,1		514,	s10		<b>607-738</b>			40	28	57,4	91,9	51,4		10 x 1,5				13a	1	
<b>655-884</b>			36			100	108		16 x 1,5	40,1		806,	s10		<b>607-765</b>			36	26	55,7	86,9	47,6		10 x 1,5				13a	1	
<b>VOLVO</b>															<b>607-772</b>			36	26	56,4	86,9	48,4		10 x 1,5					13a	1
															<b>607-773</b>			36	24	56,5	81	48		10 x 1,5					13a	1
<b>613-110</b>					25	90	107								<b>607-774</b>			36	26	56,2	90,9	49		10 x 1,5				13a	2	
<b>613-200</b>					20	78	103								<b>607-775</b>			36	23	56	82,1	48		10 x 1,5				13a	2	
<b>613-253</b>					24	90	83								<b>617-018</b>				24		94									
<b>613-254</b>					22	83	79								<b>655-342</b>		43	25			87		30	22 x 1,5	95		627	s7		
<b>613-265</b>					25	78	130								<b>655-343</b>		43	25		23	87	75	30	22 x 1,5	95		808	s20		
<b>613-369</b>					27,3	96,5	109								<b>655-459</b>		48	26	25	26	90	94		20 x 1,5	97	84	579			
<b>613-448</b>					27,3	96,5	109								<b>655-460</b>		48	26	25	26	90	102		20 x 1,5	97	507	1028			
<b>613-478</b>					21	85	103								<b>655-461</b>			26	28	26	98	94		20 x 1,5	98	84	579	s9		
<b>613-499</b>					27	90	140								<b>655-462</b>			26	28	26	98	102		20 x 1,5	98	507	1030	s4		
<b>613-515</b>					30	96,2	137								<b>655-463</b>		48	26	28	26	98	94		20 x 1,5	98	84	579	s9		
<b>613-524</b>					25	90	107								<b>655-464</b>		48	26	28	26	98	102		20 x 1,5	98	507	1030	s4		
<b>613-525</b>					23	77	105								<b>655-496</b>		43	25			87			22 x 1,5	95		628			
<b>613-526</b>					21	85	103								<b>655-497</b>		43	25			87			22 x 1,5	95		808			
<b>613-539</b>					21	85	103								<b>655-885</b>			36	23		81	78,5	30	10 x 1,5	48,2	371	905	s4		
<b>613-541</b>					31	75	115								<b>655-886</b>			36	26		87	84		10 x 1,5	47,8	389	921	s4		



ALFA ROMEO		46308677#	607-710	60813096#	607-211	171 407 311E#	607-035	1K0 407 311H#	607-467	431 498 099B	607-150
		46308680	613-497	60815021#	607-244	171 407 311L#	607-096	1K0 407 311J#	607-463	431 498 099C	607-203
		46308680	613-513	60815163#	607-300	171 407 311P#	607-050	1K0 407 311L#	607-467	431 498 099D	607-127
4315445	614-003	46308682#	607-732	60815164	613-133	171 407 331C#	617-003	1K0 498 099	607-467	431 498 099E	607-025
4315445	614-019	46308706	607-687	60815227#	607-258	171 407 331E#	617-003	1K0 498 099A	607-462	431 498 099F	607-127
46307029	614-003	46308710#	607-595	60815368#	607-306	171 407 331F#	617-004	1K0 498 099B	607-463	431 498 103	617-004A
46307029	614-019	46308723	613-395	60815369	655-327	171 407 331H#	617-004	1K0 498 099C	607-467	431 498 103C	617-014
46307031	655-192	46308795#	607-732	60816984	613-093	171 407 331K#	617-004	1K0 498 099E	607-467	431 498 203C	613-024
46307060	613-217	46308798#	607-595	700160	613-073	171 407 331L#	617-003	1K0 498 103	617-010C	431 498 203C	613-105
46307067	613-167	46429633	613-179	700610	614-016	171 498 103B	617-003	1K0 498 103B	617-022	431 498 203C	613-148
46307067	613-217	51783824*	613-218	700611#	617-017	171 498 103D	617-003	1K0 498 201B	614-020	437 407 305#	607-127
46307083	607-210	51787180*	607-449	71745011#	607-601	183 498 099A	607-150	1K0 498 203	613-293	437 407 305A#	607-203
46307144	655-328	547679*	607-083	71745014	613-397	191 407 331#	617-010	1K0 498 203A	613-320	437 407 311#	607-203
46307223*	617-014A	547680*	607-126	71771157	613-482	191 407 331A#	617-010	1K0 498 203B	613-293	437 407 311A#	607-127
46307301	655-328	547682*	607-083	71771158	613-497	191 498 103	617-010B	1K0407451CX	655-759	441 407 305B#	607-174
46307304	655-328	548135*	607-083	71771184#	607-732	191 498 103A	617-010B	251 598 101A	617-014	441 498 203A	613-144
46307306	655-503	5929237#	607-103	7652958#	607-093	191 498 103C	617-010B	321 407 311L#	607-096	441 498 203A	613-158
46307308#	607-297	5929240#	607-103	7656949#	607-093	191 498 104	617-010A	321 407 311M#	607-096	441 498 203A	613-196
46307309#	607-245	60504718*	607-083	7750300#	607-093	191 498 104A	617-010A	321 407 331#	617-004	443 407 305#	607-127
46307316	655-328	60506536#	607-083	7771580	614-003	191 498 201D	614-005	321 407 331B#	617-004	443 407 305B#	607-121
46307342	655-328	60507869	613-020	7771580	614-019	191 498 203	613-048	321 407 331D#	617-010	443 407 305C#	607-219
46307343	655-502	60515370#	607-258	795283*	607-083	191 498 203C	613-048	321 498 099	607-049	443 407 311#	607-119
46307345	655-504	60541802#	607-153	795284*	607-126	191 498 203D	613-006	321 498 099A	607-096	443 407 331D#	617-014
46307346	655-507	60556609	613-133	82282139#	617-002A	191 598 099	607-096	321 498 099B	607-096	443 498 099	607-150A
46307457*	617-014A	60556609	613-286	82283831	613-133	1H0 407 311#	607-189	321 498 099C	607-050	443 498 099A	607-203
46307473	655-505	60559887*	607-257	82301373#	607-103	1H0 407 331#	617-003	321 498 099E	607-096	443 498 099B	607-121
46307474	655-506	60562336	613-020	82333811#	607-103	1H0 407 331B#	617-010	321 498 099F	607-096	443 498 099C	607-121
46307515#	617-025	60562865	655-194	82350924	613-020	1H0 407 331D#	617-010	321 498 103B	617-010	443 498 099D	607-119
46307575	613-420	60583795	655-192	82362521#	607-103	1H0 498 099A	607-189	321 498 103C	617-010A	443 498 099E	607-219
46307650	655-648	60589273*	607-183	82362524#	607-103	1H0 498 203	613-048	321 498 103D	617-010B	443 498 103	617-012
46307651	655-647	60605055#	607-093	8236523#	607-103	1H0 498 203	613-152	321 498 203	613-047	443 498 103A	617-014
46307653	655-645	60748291	613-073	82428432#	607-103	1H0 498 203A	613-152	321 498 203A	613-048	443 498 201	614-006
46307654	655-646	60748291	613-103	82430679	613-133	1H0 498 203A	613-319	357 498 099E	607-189	443 498 201A	614-011
46307685#	607-418	60801740	613-286	82439756#	607-103	1J0 407 271AH	655-207	357 498 099EV	607-189	443 498 203A	613-131
46307716	613-287	60801797	613-020	82440166#	607-103	1J0 407 271AM	655-207	357 498 099EX	607-189	443 498 203A	613-536
46307733	613-093	60802000	607-440	82443750	613-020	1J0 407 271AP	655-358	357 498 103	617-010B	443 498 203B	613-024
46307733	613-378	60802035#	607-550	82462961	613-020	1J0 407 271AQ	655-358	357 498 103A	617-010B	443 498 203C	613-100
46307742	607-440	60805116	613-020	82462961	613-149	1J0 407 271C	655-358	357 498 103B	617-010B	447 407 305#	607-277
46307901#	607-245	60806930#	617-020	82476458	613-133	1J0 407 271DL	655-358	357 498 104	617-010A	447 498 099	607-277
46307924	607-440	60808619	613-020	82483504	613-020	1J0 407 271FN	655-358	357 498 203A	613-094	447 498 203	613-202
46307934#	607-616	60808619	613-092	82483504	613-089	1J0 407 271H	655-358	3B0 498 099A	607-375	4A0 407 271AS	655-771
46308023	655-910	60808619	613-149	82486230#	607-093	1J0 407 271I	655-207	3B0 498 099B	607-381	4A0 407 271CR	655-771
46308024	655-911	60809609#	607-153	82486230#	607-093	1J0 407 272	655-211	3B0 498 099D	607-375	4A0 407 272AS	655-684
46308070#	607-550	60809610	613-286	82489521#	607-152	1J0 407 272BL	655-208	3B0 498 203A	613-178	4A0 407 272BA	655-685
46308071	655-910	60810018#	607-109	92601388#	617-002A	1J0 407 272JK	655-211	3B0 498 203A	613-258	4A0 407 272BD	655-684
46308072	655-911	60811033#	607-110	92601892#	617-002A	1J0 407 311C#	607-189	3B0 498 203A	613-259	4A0 407 272BH	655-685
46308235#	607-595	60811035	614-003	9936769#	617-002A	1J0 407 311D#	607-189	3B0 498 203B	613-263	4A0 407 272CR	655-684
46308266#	607-596	60811035	614-019	9943846	613-190	1J0 407 451AX	655-358	3C0 407 311A#	607-658	4A0 407 272DC	655-685
46308276#	607-597	60811991	614-003			1J0 498 099	607-241	3C0 498 099	607-658	4A0 407 272DE	655-685
46308337	607-593	60811991	614-019			1J0 498 099A	607-241	431 407 275#	607-025	4A0 407 272DF	655-684
46308338	613-393	60812691#	617-020			1J0 498 099E	607-428	431 407 311A#	607-025	4A0 407 305A#	607-140
46308465	613-460	60812753#	607-211	AUDI		1J0 498 103	617-022	431 407 311C#	607-150	4A0 407 305E#	607-121
46308518	607-449	60812755	613-179			1J0 498 203	613-154	431 407 311G#	617-014	4A0 407 305F#	607-140
46308551#	607-687	60812755	613-218	113 501 331#	617-004	1K0 407 271DH	655-877	431 407 311G#	617-004	4A0 407 305G#	607-174
46308552#	607-637	60812760#	607-212	113 598 101	617-004	1K0 407 272CR	655-1064	431 407 331G#	617-014	4A0 407 311B#	607-174
46308675	613-482	60813077	613-217	171 407 311D#	607-049	1K0 407 272HB	655-878	431 407 331H#	617-012	4A0 407 311C#	607-140
						1K0 407 311G#	607-462	431 498 099A	607-025	4A0 407 451	655-205

\* =OE Semiasse/ Driveshaft/ Trasmissione/ Achswelle/ Semieje

# =OE Giunto senza KIT/ CVJ w/o KIT/ Joint sans Kit/ Gelenk Ohne Satz/ Junta sin Kit

Ad. OE	CIFAM ref.	Ad. OE	CIFAM ref.	Ad. OE	CIFAM ref.	Ad. OE	CIFAM ref.	Ad. OE	CIFAM ref.	Ad. OE	CIFAM ref.
<b>AUDI</b>		811 407 331#	<b>617-012</b>	895 498 099D	<b>607-188</b>	8D0 498 099B	<b>607-239</b>	8Z0 407 272AC	<b>655-901</b>	31 60 7 529 202*	<b>607-725</b>
		811 498 099	<b>607-050</b>	895 498 099H	<b>607-112</b>	8D0 498 099C	<b>607-377</b>	8Z0 407 272AL	<b>655-939</b>	31 60 7 529 203	<b>613-493</b>
		811 498 099A	<b>607-181</b>	895 498 203	<b>613-151</b>	8D0 498 099D	<b>607-441</b>	8Z0 407 272AM	<b>655-612</b>	31 60 7 565 313*	<b>607-627</b>
4A0 407 452E	<b>655-206</b>	811 498 099F	<b>607-096</b>	8A0 407 271AE	<b>655-181</b>	8D0 498 099E	<b>607-441</b>	8Z0 407 272AP	<b>655-612</b>	31 60 7 565 314*	<b>607-627</b>
4A0 407 452F	<b>655-205</b>	811 498 103A	<b>617-010</b>	8A0 407 271AT	<b>655-682</b>	8D0 498 203A	<b>613-178</b>	8Z0 407 272AR	<b>655-899</b>	31 60 7 565 316	<b>613-412</b>
4A0 498 099	<b>607-174</b>	823 407 313#	<b>607-049</b>	8A0 407 272AE	<b>655-182</b>	8D0 498 203B	<b>613-300</b>	ZBA 407 311#	<b>607-049</b>	31 60 7 565 316	<b>613-413</b>
4A0 498 099B	<b>607-140</b>	855 407 311#	<b>607-128</b>	8A0 407 272AT	<b>655-683</b>	8E0 407 271AA	<b>655-941</b>	ZBA 407 331#	<b>617-004</b>	33 20 1 227 221	<b>655-213</b>
4A0 498 099C	<b>607-140</b>	855 498 099	<b>607-128</b>	8A0 407 283	<b>614-012</b>	8E0 407 271AT	<b>655-693</b>	ZBC 407 331#	<b>617-004</b>	33 20 1 229 141	<b>655-216</b>
4A0 498 099D	<b>607-174</b>	855 498 099A	<b>607-128</b>	8A0 407 305F#	<b>607-195</b>	8E0 407 271BE	<b>655-940</b>			33 20 1 229 374	<b>655-216</b>
4A0 498 099E	<b>607-174</b>	855 498 099B	<b>607-128</b>	8A0 407 305G#	<b>607-308</b>	8E0 407 271S	<b>655-693</b>			33 21 1 226 047	<b>655-213</b>
4A0 498 099J	<b>607-140</b>	861 498 099	<b>607-035</b>	8A0 498 099	<b>607-112</b>	8E0 407 271T	<b>655-940</b>			33 21 1 226 720	<b>655-213</b>
4A0 498 203	<b>613-117</b>	861 498 103A	<b>617-003</b>	8A0 501 203E	<b>655-686</b>	8E0 407 272AA	<b>655-942</b>	<b>AUTOBIANCHI</b>		33 21 1 227 032	<b>655-214</b>
4A0 498 203A	<b>613-117</b>	861 498 201	<b>614-004</b>	8A0 501 203J	<b>655-686</b>	8E0 407 272AT	<b>655-694</b>			33 21 1 227 172	<b>655-212</b>
4B0 407 271AP	<b>655-691</b>	861 498 203	<b>613-036</b>	8D0 407 271AH	<b>655-603</b>	8E0 407 272S	<b>655-694</b>			33 21 1 227 606	<b>655-214</b>
4B0 407 271AS	<b>655-943</b>	871 498 203A	<b>613-035</b>	8D0 407 271AN	<b>655-201</b>	8E0 407 305A#	<b>607-435</b>	4087120#	<b>607-001</b>	33 21 1 227 912	<b>655-699</b>
4B0 407 271BB	<b>655-943</b>	893 407 271P	<b>655-682</b>	8D0 407 271AP	<b>655-197</b>	8E0 407 305D#	<b>607-435</b>	4127460#	<b>607-055</b>	33 21 1 229 235	<b>655-699</b>
4B0 407 271C	<b>655-695</b>	893 407 272P	<b>655-683</b>	8D0 407 271AQ	<b>655-199</b>	8E0 407 451GX	<b>655-693</b>	4247399#	<b>607-001</b>	33 21 1 229 420	<b>655-216</b>
4B0 407 271F	<b>655-691</b>	893 407 305#	<b>607-111</b>	8D0 407 271BQ	<b>655-609</b>	8E0 407 451HX	<b>655-940</b>	4308412#	<b>607-001</b>	33 21 1 229 432	<b>655-216</b>
4B0 407 272AP	<b>655-692</b>	893 407 305C#	<b>607-185</b>	8D0 407 271DL	<b>655-197</b>	8E0 407 451JX	<b>655-693</b>	4308413#	<b>607-001</b>	33 21 1 229 495	<b>655-914</b>
4B0 407 272C	<b>655-696</b>	893 407 305G#	<b>607-195</b>	8D0 407 271DP	<b>655-201</b>	8E0 407 452GX	<b>655-694</b>	4308418#	<b>607-001</b>	33 21 1 229 496	<b>655-915</b>
4B0 407 272F	<b>655-692</b>	893 407 305N#	<b>607-112</b>	8D0 407 271EB	<b>655-609</b>	8E0 407 452JX	<b>655-694</b>	4313087#	<b>607-001</b>	33 21 1 229 497	<b>655-914</b>
4B0 407 418E	<b>655-692</b>	893 407 311#	<b>607-050</b>	8D0 407 271EK	<b>655-609</b>	8E0 498 099	<b>607-435</b>	4328468#	<b>607-001</b>	33 21 1 229 498	<b>655-915</b>
4D0 407 305B#	<b>607-436</b>	893 407 311D#	<b>607-091</b>	8D0 407 272AN	<b>655-202</b>	8E0 498 099A	<b>607-436</b>	4383758	<b>613-001</b>	33 21 1 229 587	<b>655-697</b>
4D0 498 099	<b>607-267</b>	893 498 099	<b>607-050</b>	8D0 407 272AP	<b>655-198</b>	8E0 498 099C	<b>607-551</b>	4383758	<b>613-002</b>	33 21 1 229 588	<b>655-698</b>
4D0 598 099	<b>607-267</b>	893 498 099A	<b>607-111</b>	8D0 407 272AQ	<b>655-200</b>	8E0 498 099D	<b>607-435</b>	4465504#	<b>607-001</b>	33 21 1 229 591	<b>655-914</b>
4E0 407 285	<b>613-436</b>	893 498 099B	<b>607-091</b>	8D0 407 272BJ	<b>655-202</b>	8E0 498 099E	<b>607-551</b>	4475837#	<b>607-001</b>	33 21 1 229 592	<b>655-915</b>
4E0 407 305D#	<b>607-695</b>	893 498 099C	<b>607-313</b>	8D0 407 272BQ	<b>655-610</b>	8E0 498 099F	<b>607-551</b>	5944689#	<b>607-019</b>	33 21 1 229 707	<b>655-914</b>
4E0 498 099A	<b>607-695</b>	893 498 099D	<b>607-185</b>	8D0 407 272CL	<b>655-202</b>	8E0 498 203	<b>613-299</b>	5944690#	<b>607-001</b>	33 21 1 229 708	<b>655-915</b>
4E0 498 203	<b>613-379</b>	893 498 099E	<b>607-066</b>	8D0 407 272DL	<b>655-198</b>	8E0 498 203A	<b>613-301</b>	5959385#	<b>607-019</b>	33 21 7 518 431	<b>655-914</b>
4E0 498 203	<b>613-468</b>	893 498 099F	<b>607-091</b>	8D0 407 272DP	<b>655-202</b>	8E0 498 203A	<b>613-379</b>	5998706#	<b>607-019</b>	33 21 7 518 432	<b>655-915</b>
4F0 407 285	<b>613-462</b>	893 498 099G	<b>607-122</b>	8D0 407 272EK	<b>655-610</b>	8E0 498 203C	<b>613-379</b>	7076344#	<b>607-001</b>		
4F0 498 099A	<b>607-552</b>	893 498 099H	<b>607-091</b>	8D0 407 305G#	<b>607-239</b>	8J0 498 099	<b>607-463</b>	7501348	<b>613-001</b>		
4F0 498 099B	<b>607-660</b>	893 498 099L	<b>607-195</b>	8D0 407 305H#	<b>607-377</b>	8K0 407 285A	<b>613-461</b>	7501348	<b>613-002</b>		
5M0 498 099	<b>607-708</b>	893 498 099M	<b>607-112</b>	8D0 407 305J#	<b>607-267</b>	8K0 407 305C#	<b>607-697</b>	9000511	<b>613-534</b>	<b>BUICK</b>	
5M0 498 203	<b>613-480</b>	893 498 099P	<b>607-308</b>	8D0 407 305M#	<b>607-381</b>	8K0 407 305D#	<b>607-688</b>				
6E0 407 311#	<b>607-547</b>	893 498 103	<b>617-010</b>	8D0 407 305Q#	<b>607-375</b>	8K0 407 305E#	<b>607-689</b>				
6E0 498 099	<b>607-547</b>	893 498 203	<b>613-082</b>	8D0 407 305Q#	<b>607-375</b>	8K0 407 305F#	<b>607-688</b>				
6E0 498 203	<b>613-376</b>	893 498 203B	<b>613-057</b>	8D0 407 451AX	<b>655-199</b>	8K0 498 099	<b>607-688</b>	<b>BMW</b>		7837075	<b>607-235</b>
6Q0 498 099	<b>607-397</b>	893 498 203C	<b>613-081</b>	8D0 407 451BV	<b>655-201</b>	8K0 498 099A	<b>607-689</b>			7842037	<b>607-235</b>
6Q0 498 099D	<b>607-413</b>	893 498 203F	<b>613-224</b>	8D0 407 451BX	<b>655-201</b>	8K0 498 099B	<b>607-697</b>			7843919	<b>607-235</b>
6Q0 498 099E	<b>607-414</b>	895 407 271	<b>655-682</b>	8D0 407 451FX	<b>655-201</b>	8K0 498 099C	<b>607-688</b>			7845024	<b>607-235</b>
6Q0 498 203	<b>613-272</b>	895 407 271C	<b>655-183</b>	8D0 407 451NX	<b>655-609</b>	8K0 498 099D	<b>607-688</b>	31 60 3 450 565*	<b>607-725</b>	Velcon: 326542	<b>607-355</b>
6Q0 498 203A	<b>613-283</b>	895 407 271D	<b>655-181</b>	8D0 407 451V	<b>655-197</b>	8K0 498 203	<b>613-461</b>	31 60 3 450 566*	<b>607-725</b>		
7H0 498 203	<b>613-436</b>	895 407 272	<b>655-683</b>	8D0 407 451X	<b>655-197</b>	8K0 498 203A	<b>613-462</b>	31 60 7 505 003	<b>655-924</b>		
7L0 498 099A	<b>607-659</b>	895 407 272C	<b>655-184</b>	8D0 407 452AV	<b>655-200</b>	8K0 498 203A	<b>613-517</b>	31 60 7 505 004	<b>655-925</b>		
7L0 498 099C	<b>607-659</b>	895 407 272D	<b>655-182</b>	8D0 407 452AX	<b>655-200</b>	8K0 498 203B	<b>613-470</b>	31 60 7 505 005	<b>655-924</b>	<b>CADILLAC</b>	
7L0 498 203	<b>613-437</b>	895 407 305#	<b>607-122</b>	8D0 407 452BV	<b>655-202</b>	8K0 498 203B	<b>613-470</b>	31 60 7 505 005*	<b>607-630</b>		
803 407 275A#	<b>607-025</b>	895 407 305A#	<b>607-188</b>	8D0 407 452BX	<b>655-202</b>	8Z0 407 271AK	<b>655-938</b>	31 60 7 505 006	<b>655-925</b>		
803 498 099A	<b>607-025</b>	895 407 305B#	<b>607-112</b>	8D0 407 452EV	<b>655-604</b>	8Z0 407 271AL	<b>655-900</b>	31 60 7 505 006*	<b>607-630</b>	7837075	<b>607-235</b>
807 407 331#	<b>617-004</b>	895 407 311#	<b>607-066</b>	8D0 407 452MX	<b>655-610</b>	8Z0 407 271AM	<b>655-902</b>	31 60 7 524 045	<b>655-916</b>	7842037	<b>607-235</b>
811 407 271M	<b>655-182</b>	895 498 099A	<b>607-112</b>	8D0 407 452V	<b>655-198</b>	8Z0 407 271AN	<b>655-900</b>	31 60 7 524 046	<b>655-917</b>	7843919	<b>607-235</b>
811 407 305A#	<b>607-181</b>	895 498 099B	<b>607-122</b>	8D0 407 452X	<b>655-198</b>	8Z0 407 271AP	<b>655-900</b>	31 60 7 529 201	<b>655-916</b>	7845024	<b>607-235</b>
811 407 311#	<b>607-050</b>	895 498 099C	<b>607-188</b>	8D0 498 099	<b>607-239</b>	8Z0 407 271AQ	<b>655-902</b>	31 60 7 529 201*	<b>607-725</b>		
						8Z0 407 271AR	<b>655-898</b>	31 60 7 529 202	<b>655-917</b>		

<b>CHEVROLET</b>		4808883*	<b>607-438</b>	3272.6K	<b>655-084</b>	3272.GY	<b>655-831</b>	3272.Y3*	<b>607-302</b>	3273.78*	<b>607-142</b>	
				3272.6W*	<b>607-558</b>	3272.GY*	<b>607-546</b>	3272.Y4	<b>655-136</b>	3273.79*	<b>607-177</b>	
				3272.76	<b>655-006</b>	3272.HR*	<b>607-498</b>	3272.Y6	<b>655-132</b>	3273.7E	<b>655-145</b>	
				3272.7K	<b>655-086</b>	3272.HY*	<b>607-560</b>	3272.Y7	<b>655-132</b>	3273.7F	<b>655-493</b>	
				3272.7S	<b>655-708</b>	3272.J3	<b>655-084</b>	3272.Y8	<b>655-132</b>	3273.7G	<b>655-493</b>	
				3272.83*	<b>607-208</b>	3272.J5	<b>655-086</b>	3272.Z2	<b>655-134</b>	3273.7H	<b>655-495</b>	
				3272.87	<b>655-177</b>	3272.J9	<b>655-175</b>	3272.Z7	<b>655-639</b>	3273.7J	<b>655-495</b>	
				3272.8J	<b>655-004</b>	3272.JA	<b>655-951</b>	3272.Z7*	<b>607-446</b>	3273.7K	<b>655-489</b>	
13318003	<b>613-476</b>	<b>CHRYSLER USA</b>		3272.8Q	<b>655-486</b>	3272.JA*	<b>607-638</b>	3272.Z8	<b>655-522</b>	3273.7L	<b>655-489</b>	
13318008	<b>607-704</b>			3272.8S	<b>655-641</b>	3272.JC	<b>655-951</b>	<b>655-951</b>	3273.06	<b>655-145</b>	3273.7Q	<b>655-487</b>
93741015	<b>607-280</b>			3272.8W*	<b>607-455</b>	3272.JY	<b>655-920</b>	<b>655-920</b>	3273.0K	<b>655-015</b>	3273.7R	<b>655-487</b>
96245309	<b>613-365</b>			3272.90	<b>655-175</b>	3272.JY*	<b>607-528</b>	<b>607-528</b>	3273.0L	<b>655-147</b>	3273.81*	<b>607-177</b>
96273571	<b>607-280</b>	<b>CITROËN</b>		3272.98*	<b>607-182</b>	3272.JZ	<b>655-857</b>	3273.0R	<b>655-525</b>	3273.87	<b>655-011</b>	
96273573	<b>613-097</b>			3272.9C*	<b>607-546</b>	3272.JZ*	<b>607-515</b>	<b>607-515</b>	3273.0S	<b>655-137</b>	3273.89	<b>655-007</b>
96273759	<b>607-655</b>			3270.00	<b>655-005</b>	3272.9G	<b>655-520</b>	<b>655-520</b>	3273.0W	<b>655-133</b>	3273.89*	<b>607-063</b>
96273760	<b>607-656</b>			3270000	<b>655-131</b>	3272.9J	<b>655-014</b>	<b>655-014</b>	3273.0X	<b>655-133</b>	3273.8G*	<b>607-588</b>
96287813	<b>655-813</b>	3272.00	<b>655-006</b>	3272.9L	<b>655-524</b>	<b>655-524</b>	3273.15	<b>655-145</b>	3273.8P	<b>655-330</b>		
96287814	<b>655-814</b>	3272.00*	<b>607-063</b>	3272.9P	<b>655-492</b>	<b>655-492</b>	3273.17	<b>655-023</b>	3273.9Z	<b>655-640</b>		
96298502	<b>655-812</b>	3272.02*	<b>607-177</b>	3272.9Q	<b>655-486</b>	<b>655-486</b>	3273.17*	<b>607-015</b>	3273.9Z	<b>655-642</b>		
96348782*	<b>607-527</b>	3272.09*	<b>607-177</b>	3272.A1*	<b>607-182</b>	<b>607-182</b>	3273.18	<b>655-023</b>	3273.9Z*	<b>607-558</b>		
96348783*	<b>607-527</b>	3272.10*	<b>607-177</b>	3272.A4	<b>655-136</b>	<b>655-136</b>	3273.18*	<b>607-015</b>	3273.A6	<b>655-176</b>		
96348790*	<b>607-530</b>	3272.11*	<b>607-177</b>	3272.A6	<b>655-136</b>	<b>655-136</b>	3273.20*	<b>607-015</b>	3273.A6*	<b>607-180</b>		
96391550	<b>607-530</b>	3272.12*	<b>607-177</b>	3272.A8	<b>655-023</b>	<b>655-023</b>	3273.21*	<b>607-015</b>	3273.A9	<b>655-174</b>		
96391551	<b>607-530</b>	3272.18	<b>655-010</b>	3272.A9	<b>655-078</b>	<b>655-078</b>	3273.23*	<b>607-015</b>	3273.AC*	<b>607-455</b>		
96391553	<b>613-366</b>	3272.1F	<b>655-217</b>	3272.C0	<b>655-023</b>	<b>655-023</b>	3273.24*	<b>607-015</b>	3273.AH*	<b>607-456</b>		
96391553	<b>613-434</b>	3272.1K	<b>655-014</b>	3272.C3	<b>655-078</b>	<b>655-078</b>	3273.2Y	<b>655-157</b>	3273.C0	<b>655-174</b>		
96391553	<b>613-442</b>	3272.1L	<b>655-140</b>	3272.C7*	<b>607-176</b>	<b>607-176</b>	3273.2Z	<b>655-157</b>	3273.C1	<b>655-176</b>		
96391554	<b>607-527</b>	3272.1Q	<b>655-492</b>	3272.E4*	<b>607-206</b>	<b>607-206</b>	3273.3Q*	<b>607-546</b>	3273.C6	<b>655-176</b>		
96481539	<b>613-431</b>	3272.1X*	<b>607-455</b>	3272.E5*	<b>607-175</b>	<b>607-175</b>	3273.3Z	<b>655-218</b>	3273.C8	<b>655-005</b>		
96499696*	<b>607-651</b>	3272.20	<b>655-006</b>	3272.EH*	<b>607-553</b>	<b>607-553</b>	3273.4T	<b>655-521</b>	3273.C9	<b>655-015</b>		
96499697*	<b>607-651</b>	3272.20*	<b>607-063</b>	3272.EJ	<b>655-329</b>	<b>655-329</b>	3273.55	<b>655-007</b>	3273.CW*	<b>607-649</b>		
96624721*	<b>607-666</b>	3272.2L	<b>655-520</b>	3272.EJ*	<b>607-553</b>	<b>607-553</b>	3273.55*	<b>607-063</b>	3273.CY	<b>655-810</b>		
96624722*	<b>607-666</b>	3272.2Q	<b>655-494</b>	3272.EN	<b>655-415</b>	<b>655-415</b>	3273.5J	<b>655-005</b>	3273.CY*	<b>607-496</b>		
96941096	<b>607-651</b>	3272.2V	<b>655-329</b>	3272.EN*	<b>607-407</b>	<b>607-407</b>	3273.5K	<b>655-015</b>	3273.CZ	<b>655-810</b>		
<b>CHEVROLET USA</b>		3272.2Z	<b>655-156</b>	3272.EP	<b>655-415</b>	<b>655-415</b>	3273.5L	<b>655-015</b>	3273.E1*	<b>607-263</b>		
		3272.35	<b>655-177</b>	3272.EQ*	<b>607-560</b>	<b>607-560</b>	3273.5R	<b>655-007</b>	3273.E2	<b>655-005</b>		
		3272.35*	<b>607-180</b>	3272.ES	<b>655-708</b>	<b>655-708</b>	3273.5S	<b>655-085</b>	3273.E3	<b>655-131</b>		
7837075	<b>607-235</b>	3272.38	<b>655-175</b>	3272.ES*	<b>607-407</b>	<b>607-407</b>	3273.5T	<b>655-087</b>	3273.E4	<b>655-015</b>		
7842037	<b>607-235</b>	3272.39	<b>655-175</b>	3272.ET	<b>655-708</b>	<b>655-708</b>	3273.5X	<b>655-141</b>	3273.E6*	<b>607-175</b>		
7843919	<b>607-235</b>	3272.3L	<b>655-144</b>	3272.EX	<b>655-706</b>	<b>655-706</b>	3273.5Y	<b>655-145</b>	3273.EA	<b>655-416</b>		
7845024	<b>607-235</b>	3272.3Q	<b>655-494</b>	3272.EX	<b>655-811</b>	<b>655-811</b>	3273.63	<b>655-015</b>	3273.EA*	<b>607-561</b>		
90125875	<b>607-008</b>	3272.40	<b>655-177</b>	3272.EX*	<b>607-560</b>	<b>607-560</b>	3273.64	<b>655-007</b>	3273.EG*	<b>607-469</b>		
90147008	<b>607-008</b>	3272.4Q	<b>655-488</b>	3272.EY	<b>655-811</b>	<b>655-811</b>	3273.64*	<b>607-063</b>	3273.EJ	<b>655-330</b>		
		3272.4T*	<b>607-588</b>	3272.F5*	<b>607-142</b>	<b>607-142</b>	3273.65	<b>655-007</b>	3273.EN	<b>655-416</b>		
		3272.50	<b>655-004</b>	3272.FG*	<b>607-585</b>	<b>607-585</b>	3273.65*	<b>607-063</b>	3273.EN*	<b>607-646</b>		
		3272.51	<b>655-014</b>	3272.FP	<b>655-519</b>	<b>655-519</b>	3273.66	<b>655-006</b>	3273.EP	<b>655-416</b>		
		3272.54	<b>655-004</b>	3272.FP*	<b>607-446</b>	<b>607-446</b>	3273.66*	<b>607-063</b>	3273.EQ*	<b>607-649</b>		
		3272.55	<b>655-130</b>	3272.FR*	<b>607-649</b>	<b>607-649</b>	3273.67	<b>655-006</b>	3273.ES	<b>655-709</b>		
		3272.56	<b>655-131</b>	3272.FT	<b>655-809</b>	<b>655-809</b>	3273.67*	<b>607-063</b>	3273.ES*	<b>607-646</b>		
04880212AF*	<b>607-741</b>	3272.5K	<b>655-006</b>	3272.FT*	<b>607-496</b>	<b>607-496</b>	3273.68	<b>655-005</b>	3273.ET	<b>655-709</b>		
04880213AE*	<b>607-741</b>	3272.5L	<b>655-132</b>	3272.FV	<b>655-809</b>	<b>655-809</b>	3273.69	<b>655-015</b>	3273.EX	<b>655-707</b>		
4511435*	<b>607-438</b>	3272.5Q	<b>655-488</b>	3272.FW	<b>655-415</b>	<b>655-415</b>	3273.69*	<b>607-063</b>	3273.EX*	<b>607-649</b>		
4641164	<b>613-302</b>	3272.5X*	<b>607-456</b>	3272.FW*	<b>607-561</b>	<b>607-561</b>	3273.6G	<b>655-521</b>	3273.EY	<b>655-416</b>		
4641883AA*	<b>607-512</b>	3272.60	<b>655-176</b>	3272.FX	<b>655-415</b>	<b>655-415</b>	3273.6H	<b>655-218</b>	3273.G2	<b>655-007</b>		
4641883AC*	<b>607-512</b>	3272.60	<b>655-177</b>	3272.G1	<b>655-146</b>	<b>655-146</b>	3273.6J	<b>655-525</b>	3273.G9*	<b>607-208</b>		
4641960AA*	<b>607-438</b>	3272.60*	<b>607-264</b>	3272.GE*	<b>607-469</b>	<b>607-469</b>	3273.6K	<b>655-523</b>	3273.GQ	<b>655-832</b>		
4660288AB*	<b>607-438</b>	3272.6F	<b>655-217</b>	3272.GG*	<b>607-469</b>	<b>607-469</b>	3273.71*	<b>607-177</b>	3273.GQ*	<b>607-546</b>		

\* =OE Semiassa/ Driveshaft/ Trasmissione/ Achswelle/ Semieje

# =OE Giunto senza KIT/ CVJ w/o KIT/ Joint sans Kit/ Gelenk Ohne Satz/ Junta sin Kit



Ad. OE	CIFAM ref.	Ad. OE	CIFAM ref.	Ad. OE	CIFAM ref.	Ad. OE	CIFAM ref.	Ad. OE	CIFAM ref.	Ad. OE	CIFAM ref.
<b>CITROËN</b>		3273.W0	<b>655-141</b>	95563213	<b>655-178</b>	96164350	<b>655-149</b>	3272.1X*	<b>607-455</b>	3272.V0	<b>655-144</b>
		3273.WA*	<b>607-729</b>	95582414	<b>655-077</b>	96167303	<b>655-078</b>	3272.20*	<b>607-063</b>	3272.V3	<b>655-160</b>
		3273.WG*	<b>607-703</b>	95591073	<b>655-006</b>	96167304	<b>655-079</b>	3272.3K	<b>655-019</b>	3272.V4	<b>655-158</b>
		3273.WL*	<b>607-703</b>	955910737	<b>655-006</b>	96171856	<b>655-078</b>	3272.48	<b>655-082</b>	3272.V5	<b>655-158</b>
3273.GZ*	<b>607-553</b>	3273.WR*	<b>607-703</b>	95591074	<b>655-007</b>	96171857	<b>655-079</b>	3272.5K	<b>655-006</b>	3272.V7	<b>655-144</b>
3273.H4	<b>655-174</b>	3273.Y0	<b>655-007</b>	95598210	<b>607-063</b>	96171858	<b>655-023</b>	3272.65	<b>655-007</b>	*	<b>607-302</b>
3273.H5	<b>655-176</b>	3273.Y2	<b>655-011</b>	95601867	<b>655-005</b>	96171861	<b>655-024</b>	3272.6W*	<b>607-558</b>	3272.Y3	<b>655-524</b>
3273.H8	<b>655-174</b>	3273.Y3	<b>655-011</b>	95601868	<b>655-004</b>	96171871	<b>655-519</b>	3272.7N	<b>655-082</b>	3272.Y6	<b>655-132</b>
3273.HH*	<b>607-498</b>	3273.Z8*	<b>607-281</b>	95601887	<b>655-005</b>	96171873	<b>655-137</b>	3272.8S	<b>655-641</b>	3272.Y7	<b>655-132</b>
3273.HQ*	<b>607-649</b>	3273.ZR*	<b>607-703</b>	95602238	<b>655-023</b>	96171874	<b>655-136</b>	3272.8W*	<b>607-455</b>	3272.Y8	<b>655-132</b>
3273.HS	<b>655-952</b>	3274.79	<b>655-024</b>	95604719	<b>607-015</b>	96171875	<b>655-137</b>	3272.9C*	<b>607-546</b>	3272.Z7*	<b>607-446</b>
3273.HS*	<b>607-638</b>	3274.79*	<b>607-015</b>	95606796	<b>655-023</b>	96173636	<b>655-137</b>	3272.9L	<b>655-524</b>	3272.Z7	<b>655-639</b>
3273.HT	<b>655-952</b>	3274.80	<b>655-024</b>	95615878	<b>607-177</b>	96173637	<b>655-136</b>	3272.E5*	<b>607-175</b>	3272.Z8	<b>655-522</b>
3273.J6*	<b>607-182</b>	3274.80*	<b>607-015</b>	95619481	<b>655-006</b>	9617408188*	<b>607-224</b>	3272.EN	<b>655-415</b>	3272.ZP*	<b>607-449</b>
3273.J9*	<b>607-182</b>	3274.82	<b>655-023</b>	95619482	<b>655-007</b>	9617408288*	<b>607-224</b>	3272.EN*	<b>607-407</b>	3273.06	<b>655-145</b>
3273.JR	<b>655-921</b>	3274.82*	<b>607-015</b>	95624994	<b>655-004</b>	96177247	<b>655-024</b>	3272.EP	<b>655-415</b>	3273.09	<b>655-161</b>
3273.JR*	<b>607-528</b>	3274.83	<b>655-023</b>	95624995	<b>655-005</b>	96177248	<b>655-023</b>	3272.ES*	<b>607-407</b>	3273.0R	<b>655-525</b>
3273.JS	<b>655-858</b>	3274.83*	<b>607-015</b>	95643689	<b>607-206</b>	9619947580*	<b>607-222</b>	3272.FG*	<b>607-585</b>	3273.10	<b>655-159</b>
3273.JS*	<b>607-515</b>	3274.85*	<b>607-015</b>	95643952	<b>655-176</b>	9619947588*	<b>607-222</b>	3272.FP*	<b>607-446</b>	3273.13	<b>655-159</b>
3273.JY	<b>655-806</b>	3274.86*	<b>607-015</b>	95648547	<b>655-004</b>	9619947680*	<b>607-222</b>	3272.FW	<b>655-415</b>	3273.15	<b>655-145</b>
3273.K1*	<b>607-179</b>	3275.38*	<b>607-703</b>	95648548	<b>655-005</b>	9619947688*	<b>607-222</b>	3272.FX	<b>655-415</b>	3273.3Q*	<b>607-546</b>
3273.K2	<b>655-136</b>	3293.02	<b>613-503</b>	95653009	<b>607-180</b>	9621456388*	<b>607-222</b>	3272.GY*	<b>607-546</b>	3273.55	<b>655-007</b>
3273.K3	<b>655-137</b>	3293.02	<b>613-506</b>	95653010	<b>607-179</b>	9621456488*	<b>607-222</b>	3272.H2	<b>655-083</b>	3273.55*	<b>607-063</b>
3273.K4	<b>655-024</b>	3293.03	<b>613-203</b>	95654730	<b>655-006</b>	9638226380	<b>655-709</b>	3272.J0	<b>655-084</b>	3273.5P	<b>655-020</b>
3273.K5	<b>655-024</b>	3293.03	<b>613-308</b>	95654731	<b>655-007</b>	9638226480	<b>655-708</b>	3272.J1	<b>655-086</b>	3273.5R	<b>655-007</b>
3273.K7	<b>655-079</b>	3293.03	<b>613-504</b>	95656495	<b>607-175</b>	9639508780	<b>655-707</b>	3272.J1	<b>655-815</b>	3273.5X	<b>655-141</b>
3273.L5*	<b>607-206</b>	3293.03	<b>613-509</b>	95656595	<b>607-175</b>	9641777180	<b>655-706</b>	3272.J2	<b>655-158</b>	3273.5Y	<b>655-145</b>
3273.LP*	<b>607-675</b>	3293.06	<b>613-375</b>	95666908	<b>655-014</b>	9645248980*	<b>607-494</b>	3272.J7	<b>655-160</b>	3273.60	<b>655-129</b>
3273.LQ*	<b>607-675</b>	3293.17	<b>613-116</b>	95666909	<b>655-015</b>	9650624180	<b>655-952</b>	3272.J8	<b>655-160</b>	3273.60*	<b>607-020</b>
3273.LR*	<b>607-675</b>	3293.20	<b>613-315</b>	95666940	<b>655-014</b>	9650624280	<b>655-951</b>	3272.K7	<b>655-144</b>	3273.62	<b>655-129</b>
3273.LS*	<b>607-657</b>	3293.20	<b>613-429</b>	9566694077	<b>655-130</b>	96601868	<b>655-004</b>	3272.K8	<b>655-142</b>	3273.62*	<b>607-020</b>
3273.LT*	<b>607-657</b>	3293.31	<b>613-054</b>	95666941	<b>655-015</b>	9664862080	<b>613-342</b>	3272.KL*	<b>607-585</b>	3273.64	<b>655-007</b>
3273.N2*	<b>607-142</b>	3293.31	<b>613-511</b>	9566694187	<b>655-131</b>	96995952	<b>607-243</b>	3272.L0	<b>655-142</b>	3273.64*	<b>607-063</b>
3273.N7	<b>655-147</b>	3293.31	<b>613-518</b>	95669013	<b>655-010</b>			3272.L1	<b>655-140</b>	3273.65	<b>655-007</b>
3273.NR*	<b>607-729</b>	3293.34	<b>613-508</b>	95669014	<b>655-011</b>			3272.L9	<b>655-138</b>	3273.65*	<b>607-063</b>
3273.P2	<b>655-149</b>	3293.35	<b>613-505</b>	96031845	<b>655-137</b>	<b>CITROËN LCV</b>		3272.LP*	<b>607-585</b>	3273.66	<b>655-006</b>
3273.P3	<b>655-149</b>	3293.37	<b>613-383</b>	96033355	<b>655-004</b>			3272.LW*	<b>607-675</b>	3273.66*	<b>607-063</b>
3273.Q8	<b>655-085</b>	3293.74	<b>613-019</b>	96033369	<b>655-005</b>			3272.LX*	<b>607-675</b>	3273.67	<b>655-006</b>
3273.QK*	<b>607-675</b>	3293.83	<b>613-116</b>	96042941	<b>655-004</b>			3272.M0	<b>655-138</b>	3273.67*	<b>607-063</b>
3273.QQ*	<b>607-711</b>	3293.91	<b>613-146</b>	96042942	<b>655-005</b>	1463105080	<b>655-084</b>	3272.NP*	<b>607-636</b>	3273.69*	<b>607-063</b>
3273.R0	<b>655-087</b>	3293.95	<b>613-147</b>	96048666	<b>655-014</b>	1463107080	<b>655-086</b>	3272.NQ*	<b>607-636</b>	3273.6J	<b>655-525</b>
3273.R6	<b>655-007</b>	3293.96	<b>613-116</b>	96048667	<b>655-015</b>	1463108080	<b>655-087</b>	3272.P5	<b>655-140</b>	3273.6K	<b>655-523</b>
3273.S1	<b>655-145</b>	3293.A3	<b>613-281</b>	96072988	<b>655-010</b>	1491239080	<b>655-086</b>	3272.PG*	<b>607-726</b>	3273.6R	<b>655-129</b>
3273.S2	<b>655-143</b>	3293.A3	<b>613-421</b>	96072989	<b>655-011</b>	1491240080	<b>655-087</b>	3272.PA*	<b>607-717</b>	3273.6S	<b>655-083</b>
3273.S4	<b>655-143</b>	3293.C1	<b>613-382</b>	96091415	<b>655-136</b>	1607113380	<b>607-718</b>	3272.PC*	<b>607-717</b>	3273.7E	<b>655-145</b>
3273.SV*	<b>607-636</b>	3293.C2	<b>613-429</b>	96091416	<b>655-137</b>	1607735380*	<b>607-740</b>	3272.PE*	<b>607-718</b>	3273.89	<b>655-007</b>
3273.T3	<b>655-139</b>	3293.C7	<b>613-419</b>	96141635*	<b>607-208</b>	1607740880	<b>613-488</b>	3272.PF*	<b>607-718</b>	3273.89*	<b>607-063</b>
3273.T4	<b>655-139</b>	3293.C7	<b>613-483</b>	96141637*	<b>607-176</b>	1607740980	<b>613-527</b>	3272.PQ*	<b>607-718</b>	3273.9Z*	<b>607-558</b>
3273.T6*	<b>607-180</b>	3293.C8	<b>613-435</b>	9614188080	<b>655-175</b>	1607741080	<b>613-489</b>	3272.SS*	<b>607-718</b>	3273.9Z	<b>655-640</b>
3273.TF	<b>655-832</b>	3293.G6	<b>613-475</b>	9614188180	<b>655-174</b>	1608754080	<b>613-542</b>	3272.PZ*	<b>607-675</b>	3273.9Z	<b>655-642</b>
3273.TR*	<b>607-764</b>	5480643	<b>655-009</b>	96145819	<b>655-176</b>	1608901980*	<b>607-740</b>	3272.R3	<b>655-019</b>	3273.AC*	<b>607-455</b>
3273.TT*	<b>607-711</b>	5508423	<b>655-008</b>	96164213	<b>655-149</b>	3272.00	<b>655-006</b>	3272.SJ*	<b>607-637</b>	3273.C7	<b>655-129</b>
3273.V7	<b>655-141</b>	75525808	<b>655-077</b>	96164213*	<b>607-208</b>	3272.00*	<b>607-063</b>	3272.SL*	<b>607-740</b>	3273.C7*	<b>607-020</b>

<b>CITROËN LCV</b>		3293.91	<b>613-146</b>	<b>DACIA</b>		510734	<b>607-234</b>	04438-87704	<b>613-084</b>	43420-87726*	<b>607-097</b>
		3293.97	<b>613-022</b>			510736	<b>607-311</b>	04438-87704	<b>613-215</b>	43420-87727*	<b>607-097</b>
		3293.A2	<b>613-502</b>			7849890	<b>614-008</b>	04438-87706	<b>613-084</b>	43420-87730*	<b>607-294</b>
		3293.A3	<b>613-281</b>			93741015	<b>607-280</b>	04438-87709	<b>613-214</b>	43420-87731*	<b>607-097</b>
3273.E6*	<b>607-175</b>	3293.C7	<b>613-419</b>	39100-0153R*	<b>607-501</b>	96160589	<b>607-279</b>	04438-87F07	<b>613-215</b>	43420-87735*	<b>607-097</b>
3273.EA	<b>655-416</b>	3293.E1	<b>613-488</b>	39100-1162R*	<b>607-727</b>	96220402	<b>613-177</b>	04438-87F10	<b>613-214</b>	43460-87F86*	<b>607-294</b>
3273.EN	<b>655-416</b>	3293.E2	<b>613-527</b>	39101-5061R*	<b>607-727</b>	96243573	<b>607-311</b>	04438-87F15	<b>613-215</b>	43470-87780*	<b>607-160</b>
3273.EN*	<b>607-646</b>	3293.E3	<b>613-489</b>	39101-5451R*	<b>607-501</b>	96243575	<b>607-395</b>	04438-87F16	<b>613-215</b>	43470-87F88*	<b>607-294</b>
3273.EP	<b>655-416</b>	3293.F1	<b>613-420</b>	39101-9671R*	<b>607-727</b>	96243578	<b>613-018</b>	43400-87728*	<b>607-097</b>	43470-87F89*	<b>607-294</b>
3273.ES*	<b>607-646</b>	3293.F2	<b>613-428</b>	60 01 542 122	<b>655-112</b>	96243578	<b>613-177</b>	43410-87000*	<b>607-097</b>		
3273.EY	<b>655-416</b>	9464383780	<b>613-022</b>	60 01 548 102	<b>655-637</b>	96243578	<b>613-226</b>	43410-87103*	<b>607-159</b>		
3273.GQ*	<b>607-546</b>	9464383788	<b>613-022</b>	60 01 548 103	<b>655-638</b>	96243578	<b>613-276</b>	43410-87104*	<b>607-159</b>		
3273.H1	<b>655-129</b>	95555116	<b>655-082</b>	60 01 548 120	<b>655-527</b>	96243578	<b>613-277</b>	43410-87113*	<b>607-159</b>		
3273.JY	<b>655-806</b>	95555117	<b>655-083</b>	60 01 548 121	<b>655-526</b>	96243579	<b>614-008</b>	43410-87114*	<b>607-159</b>		
3273.LP*	<b>607-675</b>	955910737	<b>655-006</b>	60 01 548 659	<b>655-792</b>	96245309	<b>613-365</b>	43410-87223*	<b>607-333</b>		
3273.LR*	<b>607-675</b>	95591074	<b>655-007</b>	60 01 548 661	<b>655-793</b>	96257801	<b>607-395</b>	43410-87225*	<b>607-333</b>		
3273.N4	<b>655-129</b>	9559529280	<b>655-082</b>	60 01 548 720*	<b>607-501</b>	96257802	<b>607-311</b>	43410-87226*	<b>607-333</b>	326807	<b>607-330</b>
3273.N4*	<b>607-020</b>	9559529480	<b>655-083</b>	77 01 209 242	<b>613-346</b>	96257803	<b>607-401</b>	43410-87234*	<b>607-359</b>	Velcon: 326300	<b>607-356</b>
3273.NP*	<b>607-636</b>	95598210	<b>607-063</b>	77 01 348 085	<b>655-106</b>	96257804	<b>607-402</b>	43410-87242*	<b>607-333</b>		
3273.NQ*	<b>607-636</b>	95605804	<b>655-129</b>	77 01 348 086	<b>655-106</b>	96257821	<b>655-528</b>	43410-87242*	<b>607-340</b>		
3273.PP*	<b>607-726</b>	95606802*	<b>607-020</b>	77 01 498 699	<b>655-106</b>	96257822	<b>655-529</b>	43410-87703*	<b>607-160</b>		
3273.Q5	<b>655-085</b>	95606803	<b>655-082</b>	77 01 498 786	<b>655-106</b>	96257823	<b>655-530</b>	43410-87706*	<b>607-160</b>		
3273.Q6	<b>655-087</b>	95606803*	<b>607-020</b>	82 00 388 900	<b>655-781</b>	96257824	<b>655-531</b>	43410-87710*	<b>607-097</b>		
3273.Q6	<b>655-816</b>	95606804	<b>655-083</b>	82 00 388 903	<b>655-780</b>	96273571	<b>607-280</b>	43410-87711*	<b>607-097</b>	1481449080	<b>655-673</b>
3273.Q7	<b>655-159</b>	95606804*	<b>607-020</b>	82 00 444 438	<b>655-637</b>	96273573	<b>613-097</b>	43410-87714*	<b>607-097</b>	1481450080	<b>655-672</b>
3273.QK*	<b>607-675</b>	95619481	<b>655-006</b>	82 00 484 373	<b>655-638</b>	96273760	<b>607-656</b>	43410-87715*	<b>607-097</b>	1481451080	<b>655-673</b>
3273.R2	<b>655-161</b>	95619482	<b>655-007</b>	82 00 503 358	<b>655-792</b>	96287813	<b>655-813</b>	43410-87717*	<b>607-295</b>	1481451080	<b>655-957</b>
3273.R3	<b>655-161</b>	95644403	<b>655-019</b>	82 00 503 359	<b>655-793</b>	96287814	<b>655-814</b>	43410-87718*	<b>607-295</b>	1481451080*	<b>607-546</b>
3273.S1	<b>655-145</b>	95644404	<b>655-020</b>	82 00 930 507*	<b>607-727</b>	96298502	<b>655-812</b>	43410-87722*	<b>607-295</b>	1481452080	<b>655-672</b>
3273.S2	<b>655-143</b>	9564478680	<b>613-022</b>			96298502	<b>655-953</b>	43410-87725*	<b>607-295</b>	1481452080	<b>655-956</b>
3273.S4	<b>655-143</b>	9564478780	<b>613-109</b>			96348782*	<b>607-527</b>	43410-87726*	<b>607-097</b>	1481452080*	<b>607-546</b>
3273.SZ*	<b>607-648</b>	95646292	<b>607-020</b>			96348783*	<b>607-527</b>	43410-87727*	<b>607-097</b>	1485695080*	<b>607-495</b>
3273.T3	<b>655-139</b>	95656495	<b>607-175</b>	<b>DACIA LCV</b>		96348790*	<b>607-530</b>	43410-87728*	<b>607-097</b>	1497187088	<b>655-964</b>
3273.T4	<b>655-139</b>	9566722180*	<b>607-120</b>			96391550	<b>607-530</b>	43410-87729*	<b>607-097</b>	1497188088	<b>655-965</b>
3273.TC*	<b>607-740</b>	9566722380*	<b>607-132</b>			96391551	<b>607-530</b>	43410-87730*	<b>607-295</b>	40608080	<b>655-675</b>
3273.V7	<b>655-141</b>	95669097	<b>613-022</b>	60 01 548 720*	<b>607-501</b>	96391553	<b>613-366</b>	43410-87731*	<b>607-097</b>	4087120#	<b>607-001</b>
3273.W0	<b>655-141</b>	9567582280*	<b>607-236</b>	77 01 209 242	<b>613-346</b>	96391553	<b>613-434</b>	43410-87732*	<b>607-097</b>	4247399#	<b>607-001</b>
3273.X8	<b>655-020</b>	96021730	<b>655-019</b>			96391554	<b>607-527</b>	43410-87733*	<b>607-097</b>	42601388#	<b>617-002</b>
3273.PJ*	<b>607-717</b>	96021731	<b>655-020</b>			96489856	<b>614-008</b>	43410-87735*	<b>607-097</b>	42601892#	<b>617-002</b>
3273.PK*	<b>607-717</b>	96074111	<b>655-129</b>					43420-87000*	<b>607-097</b>	4308412#	<b>607-001</b>
3273.PL*	<b>607-718</b>	9607411180	<b>655-082</b>	<b>DAEWOO</b>				43420-87103*	<b>607-159</b>	4308413#	<b>607-001</b>
3273.PN*	<b>607-718</b>	9607411480	<b>655-083</b>					43420-87104*	<b>607-159</b>	4308418#	<b>607-001</b>
3273.PX*	<b>607-718</b>	9617303280	<b>655-082</b>					43420-87113*	<b>607-159</b>	4313087#	<b>607-001</b>
3274.77	<b>655-082</b>	9617303380	<b>655-083</b>	26002230	<b>614-008</b>			43420-87114*	<b>607-159</b>	4315132#	<b>617-002</b>
3274.77*	<b>607-020</b>	9617408188*	<b>607-224</b>	26010773	<b>617-029</b>			43420-87223*	<b>607-333</b>	4315445	<b>614-019</b>
3274.78	<b>655-129</b>	9617408288*	<b>607-224</b>	26013813	<b>607-234</b>	93741015	<b>607-280</b>	43420-87225*	<b>607-333</b>	4328468#	<b>607-001</b>
3274.78*	<b>607-020</b>	96184031	<b>655-082</b>	44105-78B00-000	<b>607-115</b>	96273571	<b>607-280</b>	43420-87226*	<b>607-333</b>	4383758	<b>613-001</b>
3293.03	<b>613-203</b>	96184033	<b>607-020</b>	510346	<b>613-018</b>	96273573	<b>613-097</b>	43420-87234*	<b>607-359</b>	4383758	<b>613-002</b>
3293.03	<b>613-308</b>	96184033	<b>655-129</b>	510346	<b>613-226</b>			43420-87703*	<b>607-160</b>	4390952#	<b>607-002</b>
3293.03	<b>613-504</b>	96184035	<b>655-083</b>	510346	<b>613-276</b>			43420-87706*	<b>607-160</b>	4393155#	<b>607-003</b>
3293.03	<b>613-509</b>	9619947580*	<b>607-222</b>	510346	<b>613-277</b>			43420-87710*	<b>607-097</b>	4393157#	<b>607-003</b>
3293.06	<b>613-375</b>	9619947588*	<b>607-222</b>	510418	<b>607-279</b>			43420-87711*	<b>607-097</b>	4465504#	<b>607-001</b>
3293.16	<b>613-022</b>	9619947680*	<b>607-222</b>	510434	<b>613-018</b>			43420-87717*	<b>607-295</b>	4475837#	<b>607-001</b>
3293.31	<b>613-054</b>	9619947688*	<b>607-222</b>	510434	<b>613-226</b>			43420-87718*	<b>607-295</b>	46303261	<b>655-828</b>
3293.31	<b>613-511</b>	9621456388*	<b>607-222</b>	510434	<b>613-276</b>	04438-87118	<b>613-136</b>	43420-87721*	<b>607-294</b>	46307010	<b>655-244</b>
3293.35	<b>613-505</b>	9621456488*	<b>607-222</b>	510434	<b>613-277</b>	04438-87119	<b>613-136</b>	43420-87722*	<b>607-294</b>	46307011	<b>655-243</b>
3293.42	<b>613-022</b>			510719	<b>614-008</b>	04438-87701	<b>613-137</b>	43420-87725*	<b>607-294</b>	46307029	<b>614-002</b>

\* =OE Semiasse/ Driveshaft/ Trasmissione/ Achswelle/ Semieje

# =OE Giunto senza KIT/ CVJ w/o KIT/ Joint sans Kit/ Gelenk Ohne Satz/ Junta sin Kit

Ad. OE	CIFAM ref.	Ad. OE	CIFAM ref.	Ad. OE	CIFAM ref.	Ad. OE	CIFAM ref.	Ad. OE	CIFAM ref.	Ad. OE	CIFAM ref.
<b>FIAT</b>		46307428	<b>655-659</b>	46307976	<b>655-829</b>	46308682	<b>607-732</b>	60808619	<b>613-020</b>	7682886	<b>613-091</b>
		46307429	<b>655-660</b>	46307989	<b>655-656</b>	46308707	<b>607-592</b>	60808619	<b>613-092</b>	7682886	<b>613-282</b>
		46307466	<b>655-536</b>	46307994	<b>655-827</b>	46308735	<b>607-396</b>	60808619	<b>613-149</b>	7688157#	<b>607-110</b>
		46307467	<b>655-537</b>	46307998	<b>655-633</b>	46308773	<b>607-616</b>	60811035	<b>614-019</b>	7698632#	<b>607-003</b>
46307029	<b>614-019</b>	46307471	<b>655-666</b>	46308000#	<b>607-457</b>	46308795#	<b>607-732</b>	60811991	<b>614-019</b>	7698900#	<b>607-109</b>
46307032#	<b>607-211</b>	46307506	<b>655-649</b>	46308003	<b>613-316</b>	46409864	<b>655-234</b>	60812755	<b>613-179</b>	7699037	<b>655-232</b>
46307034#	<b>607-212</b>	46307508	<b>655-650</b>	46308008	<b>655-822</b>	46429632#	<b>607-214</b>	60812880#	<b>607-213</b>	7703689#	<b>607-003</b>
46307047#	<b>607-240</b>	46307516#	<b>607-409</b>	46308020#	<b>607-458</b>	46429633	<b>613-179</b>	60813077	<b>613-173</b>	7720510#	<b>607-067</b>
46307060	<b>613-173</b>	46307555	<b>613-216</b>	46308034	<b>655-656</b>	46476612	<b>655-233</b>	60813077	<b>613-175</b>	7721633	<b>655-233</b>
46307060	<b>613-175</b>	46307557#	<b>607-296</b>	46308035	<b>655-656</b>	46476614	<b>655-232</b>	60813077	<b>613-217</b>	7739015	<b>655-235</b>
46307060	<b>613-217</b>	46307565	<b>655-536</b>	46308066	<b>655-824</b>	46477176	<b>655-231</b>	60816984	<b>613-093</b>	7739016	<b>655-236</b>
46307067	<b>613-167</b>	46307572#	<b>607-374</b>	46308067#	<b>607-449</b>	46538019	<b>655-833</b>	7076344#	<b>607-001</b>	7740977	<b>655-245</b>
46307067	<b>613-173</b>	46307575	<b>613-257</b>	46308070#	<b>607-550</b>	46538020	<b>655-421</b>	7078573#	<b>607-231</b>	7750299#	<b>607-032</b>
46307067	<b>613-175</b>	46307575	<b>613-271</b>	46308079	<b>655-674</b>	46801689	<b>655-632</b>	71740557#	<b>607-420</b>	7750300#	<b>607-093</b>
46307067	<b>613-217</b>	46307575	<b>613-420</b>	46308080	<b>655-675</b>	46801690	<b>655-631</b>	71740558	<b>613-288</b>	7750301#	<b>607-016</b>
46307073	<b>655-240</b>	46307584	<b>613-317</b>	46308093	<b>655-825</b>	51733777#	<b>607-594</b>	71742702*	<b>607-623</b>	7761570	<b>613-016</b>
46307080#	<b>607-106</b>	46307617#	<b>607-411</b>	46308094	<b>655-825</b>	51733779	<b>613-394</b>	71742703*	<b>607-623</b>	7761570	<b>613-535</b>
46307081	<b>655-239</b>	46307642	<b>655-665</b>	46308100	<b>655-829</b>	51753392	<b>655-825</b>	71742705*	<b>607-625</b>	7761570	<b>613-537</b>
46307082#	<b>607-209</b>	46307666	<b>655-653</b>	46308106	<b>655-830</b>	51754513	<b>655-798</b>	71745011#	<b>607-601</b>	7761570	<b>613-538</b>
46307083#	<b>607-210</b>	46307667	<b>655-654</b>	46308112	<b>655-712</b>	51754514	<b>655-797</b>	71745014	<b>613-397</b>	7765363	<b>655-220</b>
46307094#	<b>607-226</b>	46307674	<b>655-635</b>	46308115	<b>655-712</b>	51783824*	<b>607-449</b>	71771158	<b>613-497</b>	7771580	<b>614-019</b>
46307096	<b>655-423</b>	46307678	<b>655-636</b>	46308116	<b>655-773</b>	51785203	<b>655-802</b>	71771179	<b>607-687</b>	7778166	<b>655-223</b>
46307098	<b>655-422</b>	46307687	<b>655-424</b>	46308147	<b>655-826</b>	51785204	<b>655-801</b>	71771184#	<b>607-732</b>	7778448	<b>655-219</b>
46307101	<b>655-242</b>	46307688	<b>655-538</b>	46308156	<b>655-666</b>	51787180*	<b>607-449</b>	71787055	<b>655-537</b>	7782545	<b>655-535</b>
46307102	<b>655-241</b>	46307703	<b>655-817</b>	46308158	<b>655-665</b>	51787861	<b>655-835</b>	737319#	<b>607-003</b>	7794472	<b>655-246</b>
46307103#	<b>617-020</b>	46307707	<b>655-818</b>	46308178	<b>655-823</b>	51787863	<b>655-834</b>	7501348	<b>613-001</b>	82282139#	<b>617-002</b>
46307107#	<b>607-227</b>	46307710#	<b>607-493</b>	46308179	<b>655-823</b>	51795511*	<b>607-687</b>	7501348	<b>613-002</b>	82301373#	<b>607-103</b>
46307108#	<b>607-227</b>	46307716	<b>613-287</b>	46308180	<b>655-824</b>	51808106	<b>655-803</b>	7509702	<b>613-174</b>	82333811#	<b>607-103</b>
46307110	<b>655-226</b>	46307716	<b>613-406</b>	46308205#	<b>607-374</b>	51808107	<b>655-801</b>	7560070#	<b>607-002</b>	82350924	<b>613-020</b>
46307111	<b>655-244</b>	46307733	<b>613-093</b>	46308206#	<b>607-612</b>	51808107*	<b>607-449</b>	7577041#	<b>607-002</b>	82362521#	<b>607-103</b>
46307112	<b>655-532</b>	46307733	<b>613-191</b>	46308218	<b>655-828</b>	51812053*	<b>607-732</b>	7578083	<b>613-033</b>	82362524#	<b>607-103</b>
46307121#	<b>607-232</b>	46307733	<b>613-352</b>	46308221	<b>655-828</b>	51813089	<b>655-982</b>	7603021	<b>613-282</b>	8236523#	<b>607-103</b>
46307122#	<b>607-231</b>	46307733	<b>613-378</b>	46308227	<b>655-710</b>	51813090	<b>655-983</b>	7629457#	<b>607-013</b>	82413699#	<b>607-094</b>
46307131	<b>655-534</b>	46307785	<b>655-665</b>	46308229	<b>655-711</b>	55700557	<b>655-798</b>	7631082#	<b>607-106</b>	82428432#	<b>607-103</b>
46307149	<b>655-533</b>	46307786	<b>655-666</b>	46308230#	<b>607-506B</b>	55700558	<b>655-804</b>	7633434#	<b>607-032</b>	82439756#	<b>607-103</b>
46307169#	<b>607-212</b>	46307792	<b>655-537</b>	46308259	<b>655-822</b>	55700559	<b>655-800</b>	7635255	<b>613-282</b>	82440166#	<b>607-103</b>
46307171#	<b>607-211</b>	46307851	<b>655-655</b>	46308262	<b>655-827</b>	55700560	<b>655-797</b>	7635256	<b>613-282</b>	82443532#	<b>607-094</b>
46307234#	<b>607-306</b>	46307852	<b>655-655</b>	46308274	<b>655-821</b>	55700561	<b>655-803</b>	7635795	<b>613-282</b>	82443745	<b>613-003</b>
46307241#	<b>607-258</b>	46307863	<b>655-652</b>	46308275	<b>655-827</b>	55700562	<b>655-799</b>	7642776	<b>613-282</b>	82443750	<b>613-020</b>
46307246#	<b>607-244</b>	46307864	<b>655-651</b>	46308322#	<b>607-592</b>	5929237#	<b>607-103</b>	7646401#	<b>607-109</b>	82448780#	<b>607-003</b>
46307309#	<b>607-245</b>	46307877#	<b>607-493</b>	46308326	<b>613-392</b>	5929240#	<b>607-103</b>	7646402#	<b>607-110</b>	82449123#	<b>607-095</b>
46307322#	<b>607-358</b>	46307886#	<b>607-396</b>	46308337#	<b>607-593</b>	5944689#	<b>607-019</b>	7647245#	<b>607-067</b>	82462961	<b>613-020</b>
46307351	<b>655-670</b>	46307887#	<b>607-388</b>	46308338	<b>613-393</b>	5944690#	<b>607-001</b>	7652958#	<b>607-093</b>	82462961	<b>613-149</b>
46307360	<b>655-669</b>	46307889#	<b>607-296</b>	46308347	<b>655-634</b>	5959385#	<b>607-019</b>	7656786#	<b>607-065</b>	82463084	<b>613-003</b>
46307366#	<b>607-481</b>	46307900	<b>655-653</b>	46308465	<b>613-460</b>	5998706#	<b>607-019</b>	7656944#	<b>607-032</b>	82466864#	<b>607-155</b>
46307367#	<b>607-410</b>	46307901#	<b>607-245</b>	46308518#	<b>607-449</b>	60507869	<b>613-020</b>	7656945#	<b>607-016</b>	82466865#	<b>607-154</b>
46307368	<b>655-657</b>	46307904	<b>655-654</b>	46308522	<b>655-804</b>	60541802	<b>607-153</b>	7656949#	<b>607-093</b>	82480859#	<b>607-095</b>
46307369	<b>655-658</b>	46307906#	<b>607-419</b>	46308524	<b>655-802</b>	60556609	<b>613-133</b>	7659161#	<b>607-106</b>	82483504	<b>613-020</b>
46307394#	<b>607-309</b>	46307909	<b>655-652</b>	46308524*	<b>607-449</b>	60562336	<b>613-020</b>	7659169#	<b>607-105</b>	82483504	<b>613-089</b>
46307398#	<b>607-258</b>	46307910	<b>655-651</b>	46308551#	<b>607-687</b>	60605055#	<b>607-093</b>	7660834#	<b>617-020</b>	82483504	<b>613-149</b>
46307406#	<b>607-416</b>	46307913#	<b>607-374</b>	46308552#	<b>607-637</b>	60801797	<b>613-020</b>	7668798	<b>655-231</b>	82486230#	<b>607-093</b>
46307408	<b>655-671</b>	46307914#	<b>607-387</b>	46308564	<b>607-732</b>	60805116	<b>613-020</b>	7682886	<b>613-056</b>	82486231#	<b>607-016</b>
46307420#	<b>607-240</b>	46307975	<b>655-830</b>	46308680	<b>613-497</b>	60806930#	<b>617-020</b>	7682886	<b>613-058</b>	92601903#	<b>607-105</b>

	FIAT	1481452080	655-956	46307169	607-212	46308481	613-527	7501348	613-002	96074114	655-082
		1481452080*	607-546	46307171	607-211	46308483	607-717	7509702	613-174	9607411480	655-083
		1487936088	655-161	46307234	607-306	46308484	607-726	7560070#	607-002	9617303280	655-082
		1487937088	655-160	46307241	607-258	46308485	607-718	7577041#	607-002	9617408188	655-142
9403293030	613-343	1491234080	655-816	46307309	607-245	46308518#	607-449	7603021	613-282	9617408188#	607-224
9566934080	613-170	1491237080	655-815	46307351	655-670	46308524*	607-449	7631082	607-106	9617408288	655-143
9566934088	613-170	1491238080	655-816	46307360	655-669	46308538	607-637	7635255	613-282	9617408288#	607-224
9567504880	613-172	1491239080	655-086	46307366#	607-481	46308538#	607-648	7635256	613-282	96184031	655-082
9567504880	613-375	1491239080	655-815	46307367	607-410	46308542	613-428	7635795	613-282	96184035	655-083
9617408188	655-142	1491240080	655-087	46307398	607-258	46308735	607-396	7642776	613-282	9619947580#	607-222
9617408188#	607-224	1495541080	655-815	46307406	607-416	46308773	607-616	7646401	607-109	9619947588	655-138
9617408288	655-143	1495541080*	607-120	46307420	607-240	46429633	613-179	7646402	607-110	9619947588#	607-222
9617408288#	607-224	1495542080	655-816	46307555	613-216	46801689	655-632	7647245	607-067	9619947680#	607-222
9619947580#	607-222	1495545080	655-158	46307557	607-296	46801690	655-631	7656786#	607-065	9619947688	655-139
9619947588	655-138	1495546080	655-159	46307572	607-374	51783824*	607-449	7659161	607-106	9619947688#	607-222
9619947588#	607-222	1496136080	655-158	46307575	613-257	51783825*	607-648	7659169	607-105	9621270480	613-375
9619947680#	607-222	1496137080	655-159	46307575	613-271	51783853*	607-637	7682886	613-056	9621456388#	607-222
9619947688	655-139	1497187088*	607-636	46307575	613-420	51787180*	607-449	7682886	613-058	9621456488#	607-222
9619947688#	607-222	1497188088*	607-636	46307584	613-317	51808107*	607-449	7682886	613-091	9626083988	655-144
9621270480	613-375	1607740880	613-488	46307674	655-635	5944689#	607-019	7682886	613-282	9626084088	655-145
9621456388#	607-222	1607741080	613-489	46307678	655-636	5944690#	607-001	7688157	607-110	9936769	617-002
9621456488#	607-222	4087120#	607-001	46307691	655-819	5959385#	607-019	7698900	607-109		
9626083988	655-144	4247399#	607-001	46307710	607-493	5998706#	607-019	7720510	607-067		
9626084088	655-145	42601388	617-002	46307716	613-287	60507869	613-020	7758266#	607-225	FORD AUSTRALIA	
9645248880	655-831	42601892	617-002	46307716	613-406	60541802	607-153	7761570	613-537		
9645248980	655-832	4308412#	607-001	46307733	613-093	60556609	613-133	7771580	614-019		
9645248980*	607-494	4308413#	607-001	46307733	613-191	60562336	613-020	82282139	617-002		
9645249280*	607-495	4308418#	607-001	46307796	655-954	60801797	613-020	82350924	613-020	95NX25500DC	617-027
9664862080	613-342	4313087#	607-001	46307797	655-955	60805116	613-020	82443750	613-020		
9936769#	617-002	4315132	617-002	46307805	655-820	60806930#	617-020	82462961	613-020		
		4315445	614-019	46307877#	607-493	60808619	613-020	82462961	613-149	FORD BRASIL	
		4328468#	607-001	46307886#	607-396	60808619	613-092	82483504	613-020		
		4383758	613-001	46307887	607-388	60808619	613-149	82483504	613-149		
		4383758	613-002	46307889	607-296	60811035	614-019	92601903	607-105		
		4390952#	607-002	46307901	607-245	60811991	614-019	9464383688	613-502	6043191	613-017
		4465504#	607-001	46307906#	607-419	60812755	613-179	9464383780	613-022	6069110	607-014
1349785080*	607-726	4475837#	607-001	46307913	607-374	60812880	607-213	9464383788	613-022	6099110	607-014
1349786080*	607-717	46307010	655-244	46307914	607-387	60813077	613-173	9467577780	613-419	81AG3K187AA	607-014
1349787080*	607-718	46307029	614-002	46307998	655-633	60813077	613-175	9467577788	613-419	81AG3K187M	607-014
1349788080*	607-726	46307029	614-019	46308000	607-457	60813077	613-217	95555116	655-082	BD5M3W427A	607-233
1349789080*	607-717	46307032	607-211	46308003	613-316	60816984	613-093	95555117	655-083		
1349790080*	607-718	46307034	607-212	46308020#	607-458	7076344#	607-001	9559529280	655-082		
1355333080*	607-718	46307047	607-240	46308205	607-374	7078573#	607-231	9559529480	655-083	FORD EUROPE	
1355334080*	607-718	46307060	613-173	46308206#	607-612	71771153	613-488	95606803	655-082		
1357488080*	607-718	46307060	613-175	46308305	613-489	71771154	613-489	95606804	655-083		
1463105080	655-084	46307060	613-217	46308305	613-527	71771154	613-527	9564478680	613-022		
1463106080	655-085	46307067	613-167	46308322	607-592	71771174	607-717	9564478780	613-109	1003548	607-283
1463107080	655-086	46307067	613-173	46308326	613-392	71771176	607-718	95646292#	607-020	1003550	607-192
1463108080	655-087	46307067	613-175	46308337	607-593	71790988	607-718	9566722180#	607-120	1007695	607-389
1478551080	655-160	46307067	613-217	46308338	613-393	71790991*	607-717	9566722380*	607-132	1008224	613-266
1478552080	655-161	46307080	607-106	46308347	655-634	71790997	607-718	95669097	613-022	1008385	655-260
1481449080	655-673	46307082	607-209	46308369	607-717	71791000	607-717	9566934080	613-170	1008428	655-259
1481450080	655-672	46307083	607-210	46308370	607-718	71791061	607-718	9566934088	613-170	1016756	613-037
1481451080	655-673	46307103#	617-020	46308371	607-726	71791064	607-718	9567504880	613-172	1016756	613-204
1481451080	655-957	46307111	655-244	46308383	613-488	71792564	655-965	9567504880	613-375	1016762	613-162
1481451080*	607-546	46307121#	607-232	46308480	613-488	71793299	607-718	9567582280#	607-236	1016762	613-163
1481452080	655-672	46307122#	607-231	46308481	613-489	7501348	613-001	9607411180	655-082	1016767	613-162

\* =OE Semiassse/ Driveshaft/ Trasmission/ Achswelle/ Semieje

# =OE Giunto senza KIT/ CVJ w/o KIT/ Joint sans Kit/ Gelenk Ohne Satz/ Junta sin Kit

Ad. OE	CIFAM ref.	Ad. OE	CIFAM ref.	Ad. OE	CIFAM ref.	Ad. OE	CIFAM ref.	Ad. OE	CIFAM ref.	Ad. OE	CIFAM ref.
<b>FORD EUROPE</b>		1322209*	<b>607-562</b>	1546263	<b>607-457</b>	5022283	<b>655-088</b>	7024787	<b>607-201</b>	R89FX3219DA	<b>655-089</b>
		1322215	<b>613-384</b>	1546264	<b>607-396</b>	5022284	<b>655-089</b>	7024788	<b>607-201</b>	R89FX3220BA	<b>655-088</b>
		1322221*	<b>607-562</b>	1548224*	<b>607-777</b>	5022285	<b>655-088</b>	7024789	<b>655-258</b>	R89FX3220CA	<b>655-088</b>
		1326260*	<b>607-640</b>	1548227*	<b>607-777</b>	5022286	<b>655-089</b>	7024790	<b>655-256</b>	R89FX3220DA	<b>655-088</b>
1016767	<b>613-163</b>	1334284	<b>655-544</b>	1548230*	<b>607-776</b>	5022287	<b>655-088</b>	7024791	<b>655-257</b>	R92AX3219DA	<b>655-250</b>
1023211	<b>655-260</b>	1334285	<b>655-543</b>	1551329*	<b>607-777</b>	5022288	<b>655-089</b>	7024792	<b>655-255</b>	R92AX3220DA	<b>655-249</b>
1023213	<b>655-259</b>	1345638*	<b>607-563</b>	1551330*	<b>607-776</b>	5024568	<b>655-250</b>	7294547	<b>607-202</b>	R93BG3B436AAE	<b>655-258</b>
1023247	<b>607-200</b>	1349163	<b>613-358</b>	1551332*	<b>607-777</b>	5024569	<b>655-250</b>	72GG4635BA	<b>617-005</b>	R93BG3B436ABD	<b>655-262</b>
1023250	<b>607-201</b>	1357739*	<b>607-566</b>	1602947*	<b>607-354</b>	5024570	<b>655-091</b>	77TT3K177EB	<b>617-007</b>	R93BG3B436ABE	<b>655-262</b>
1059520	<b>655-971</b>	1359342	<b>655-839</b>	1667774*	<b>607-738</b>	5024574	<b>655-249</b>	77TT3K187EA	<b>607-036</b>	R93BG3B436AE	<b>655-256</b>
1059528	<b>655-970</b>	1359345	<b>655-838</b>	1667811*	<b>607-738</b>	5024575	<b>655-249</b>	79TT3K187AA	<b>607-037</b>	R93BG3B436BE	<b>655-260</b>
1059533	<b>655-265</b>	1359663*	<b>607-510</b>	1667941*	<b>607-738</b>	5024576	<b>655-090</b>	79TT3K187BA	<b>607-092</b>	R93BG3B437AAE	<b>655-257</b>
1059534	<b>655-162</b>	1359667	<b>613-357</b>	1667957*	<b>607-738</b>	5026502	<b>655-089</b>	79TT3K187M	<b>607-037</b>	R93BG3B437ABD	<b>655-261</b>
1061864	<b>613-246</b>	1359669	<b>613-451</b>	1676323	<b>613-357</b>	5026503	<b>655-088</b>	81AG3K187AA	<b>607-014</b>	R93BG3B437ABE	<b>655-261</b>
1061864	<b>613-423</b>	1360389*	<b>607-564</b>	1676324	<b>613-451</b>	5026504	<b>655-089</b>	81AG3K187M	<b>607-014</b>	R93BG3B437AE	<b>655-255</b>
1061867	<b>613-246</b>	1361301*	<b>607-354</b>	1685795*	<b>607-777</b>	5026505	<b>655-088</b>	87FX3219CA	<b>655-089</b>	R93BG3B437BD	<b>655-259</b>
1061867	<b>613-423</b>	1420590	<b>613-385</b>	1685799*	<b>607-777</b>	5026652	<b>655-250</b>	89FG3K183AA	<b>607-041</b>	R93BG3B437BE	<b>655-259</b>
1073801	<b>613-037</b>	1437541*	<b>607-510</b>	1702519*	<b>607-564</b>	5026653	<b>655-249</b>	89FG3K187CA	<b>607-156</b>	R94FX3219BA	<b>655-265</b>
1073801	<b>613-204</b>	1437736*	<b>607-738</b>	1702527*	<b>607-564</b>	5029036	<b>655-258</b>	89FX3219BA	<b>655-089</b>	R94FX3220BA	<b>655-162</b>
1073802	<b>614-009</b>	1446223*	<b>607-738</b>	195970301	<b>614-007</b>	5029037	<b>655-262</b>	89FX3220CA	<b>655-088</b>	R97FX3219BA	<b>655-252</b>
1073805	<b>613-102</b>	1446227*	<b>607-738</b>	1S7W3B436EB	<b>655-791</b>	5029038	<b>655-256</b>	89FX3220EA	<b>655-088</b>	R97FX3219CA	<b>655-539</b>
1073805	<b>613-161</b>	1456973*	<b>607-777</b>	1S7W3B437DA	<b>655-790</b>	5029040	<b>655-257</b>	90AX3219EA	<b>655-091</b>	R97FX-3219-DA	<b>655-971</b>
1073807	<b>613-204</b>	1459738*	<b>607-738</b>	2S613B436AB	<b>655-839</b>	5029041	<b>655-261</b>	90FX3219BA	<b>655-089</b>	R97FX3220BA	<b>655-251</b>
1073934	<b>613-162</b>	1460786*	<b>607-738</b>	2S613B436AC	<b>655-839</b>	5029043	<b>655-255</b>	90FX3219CA	<b>655-089</b>	R97FX3220CA	<b>655-541</b>
1073934	<b>613-163</b>	1468572	<b>655-839</b>	2S613B436AD	<b>655-839</b>	6028751	<b>614-009</b>	90FX3219EA	<b>655-089</b>	R97FX-3220-DA	<b>655-970</b>
1074308	<b>607-364</b>	1468576	<b>655-838</b>	2S613B436AE	<b>655-839</b>	6042051	<b>607-036</b>	90FX3220BA	<b>655-088</b>	R98FX3C242BA	<b>607-192</b>
1078670	<b>607-283</b>	1474807*	<b>607-563</b>	2S613B437AB	<b>655-838</b>	6043191	<b>613-017</b>	90FX3220CA	<b>655-088</b>	R98FX3C242FA	<b>607-041</b>
1078675	<b>607-192</b>	1475129*	<b>607-776</b>	2S613B437AC	<b>655-838</b>	6043191	<b>613-083</b>	90FX3220EA	<b>655-088</b>		
1078682	<b>607-041</b>	1475131*	<b>607-776</b>	2S613B437AD	<b>655-838</b>	6043191	<b>613-134</b>	91AX3219DA	<b>655-250</b>		
1079583	<b>607-200</b>	1475135*	<b>607-563</b>	2S713B436BA	<b>655-791</b>	6053206	<b>613-102</b>	91AX3220DA	<b>655-249</b>		
1079584	<b>607-201</b>	1481335	<b>613-499</b>	2S7W3B437CA	<b>655-790</b>	6053206	<b>613-161</b>	92AG3K183BA	<b>607-125</b>	<b>FORD LCV, TRUCK</b>	
1079587	<b>607-198</b>	1483807*	<b>607-738</b>	3652045	<b>655-375</b>	6069110	<b>607-014</b>	92AG3K183DA	<b>607-192</b>		
1084716	<b>607-389</b>	1483808*	<b>607-738</b>	3652045*	<b>607-354</b>	6071774	<b>607-037</b>	92AG3K183M	<b>607-198</b>		
1109786	<b>613-266</b>	1493004*	<b>607-564</b>	3652047	<b>655-374</b>	6073690	<b>617-007</b>	92AG3K187BA	<b>607-125</b>	1003548	<b>607-283</b>
1109786	<b>613-306</b>	1493007*	<b>607-677</b>	3652047*	<b>607-354</b>	6073691	<b>617-007</b>	92AG3K187M	<b>607-198</b>	1003550	<b>607-192</b>
1111900	<b>607-444</b>	1493012*	<b>607-564</b>	3667428	<b>655-372</b>	6079195	<b>607-092</b>	93BG3B413BE	<b>607-202</b>	1016756	<b>613-037</b>
1117155	<b>607-364</b>	1493015	<b>607-510</b>	3667428*	<b>607-354</b>	6099110	<b>607-014</b>	93BG3B436AAE	<b>655-258</b>	1016756	<b>613-204</b>
1129668	<b>607-354</b>	1493022	<b>613-357</b>	3667429	<b>655-373</b>	6168422	<b>607-041</b>	93BG3B436ABD	<b>655-262</b>	1059520	<b>655-971</b>
1132508	<b>655-791</b>	1493023	<b>613-451</b>	3667429*	<b>607-354</b>	6483685	<b>607-125</b>	93BG3B436ABE	<b>655-262</b>	1059528	<b>655-970</b>
1134142*	<b>607-354</b>	1493025	<b>613-386</b>	3M513B436BAE	<b>655-885</b>	6485412	<b>607-041</b>	93BG3B436AE	<b>655-256</b>	1073801	<b>613-037</b>
1141768	<b>655-375</b>	1493963	<b>617-005</b>	3M513B437BAE	<b>655-907</b>	6485414	<b>607-156</b>	93BG3B437AAE	<b>655-257</b>	1073801	<b>613-204</b>
1142787*	<b>607-429</b>	1505269*	<b>607-776</b>	4106350	<b>613-285</b>	6485415	<b>607-198</b>	93BG3B437ABD	<b>655-261</b>	1073802	<b>614-009</b>
1142788*	<b>607-430</b>	1505270*	<b>607-776</b>	4106369	<b>607-640</b>	6596773	<b>655-250</b>	93BG3B437ABE	<b>655-261</b>	1073805	<b>613-102</b>
1142790	<b>655-839</b>	1506722	<b>655-838</b>	4106372	<b>607-417</b>	6596778	<b>655-249</b>	93BG3B437AE	<b>655-255</b>	1073805	<b>613-161</b>
1142794	<b>655-838</b>	1506723	<b>655-839</b>	4106377*	<b>607-417</b>	6596779	<b>655-249</b>	95VW3B436BA	<b>655-267</b>	1073807	<b>613-204</b>
1142811	<b>613-246</b>	1525269*	<b>607-776</b>	4106380	<b>655-790</b>	6676136	<b>613-250</b>	95VW3B436FA	<b>655-267</b>	1078670	<b>607-283</b>
1142811	<b>613-294</b>	1525270*	<b>607-776</b>	4132634	<b>655-791</b>	6757622	<b>607-200</b>	96AG3K183BB	<b>607-192</b>	1078675	<b>607-192</b>
1142811	<b>613-295</b>	1539136	<b>607-669</b>	4166906#	<b>607-511</b>	6757666	<b>655-262</b>	96BG3B413AAB	<b>607-201</b>	1079587	<b>607-198</b>
1148219*	<b>607-432</b>	1542346	<b>613-246</b>	4166907	<b>655-975</b>	6757668	<b>655-260</b>	96BG3B413ABB	<b>607-200</b>	1142787	<b>607-429</b>
1148221	<b>613-297</b>	1542346	<b>613-294</b>	4187268	<b>655-974</b>	6757672	<b>655-261</b>	98AG3K183BA	<b>607-364</b>	1142811	<b>613-294</b>
1302510	<b>613-357</b>	1542346	<b>613-295</b>	4372692	<b>655-790</b>	6757676	<b>655-260</b>	98AX3C242DA	<b>607-364</b>	1328359*	<b>607-565</b>
1302515*	<b>607-510</b>	1543834	<b>613-316</b>	4398072	<b>655-791</b>	6779184	<b>655-089</b>	R89FX3219BA	<b>655-089</b>	1329584*	<b>607-488</b>
1306055*	<b>607-564</b>	1543836	<b>613-271</b>	4398073	<b>655-790</b>	6779200	<b>655-088</b>	R89FX3219CA	<b>655-089</b>	1329586*	<b>607-488</b>



Ad. OE	CIFAM ref.	Ad. OE	CIFAM ref.	Ad. OE	CIFAM ref.	Ad. OE	CIFAM ref.	Ad. OE	CIFAM ref.	Ad. OE	CIFAM ref.
<b>HONDA</b>		44305-SH3-971*	<b>607-054</b>	44306-671-033*	<b>607-010</b>	44306-SD2-900*	<b>607-101</b>	44306-SF1-G13*	<b>607-053</b>	44306-SM4-981*	<b>607-131</b>
		44305-SH3-980*	<b>607-054</b>	44306-688-000*	<b>607-079</b>	44306-SD2-901*	<b>607-101</b>	44306-SF1-G14*	<b>607-053</b>	44306-SM4-983*	<b>607-131</b>
		44305-SH3-981*	<b>607-054</b>	44306-689-010*	<b>607-011</b>	44306-SD2-903*	<b>607-101</b>	44306-SF1-J71*	<b>607-131A</b>	44306-SM4-984*	<b>607-131</b>
		44305-SH3-A00*	<b>607-054</b>	44306-689-020*	<b>607-079</b>	44306-SD2-961*	<b>607-101</b>	44306-SF4-010*	<b>607-086</b>	44306-SM4-J80*	<b>607-131A</b>
44305-SE0-G22*	<b>607-045</b>	44305-SH3-A01*	<b>607-054</b>	44306-689-601*	<b>607-010</b>	44306-SD2-962*	<b>607-101</b>	44306-SF4-020*	<b>607-086</b>	44306-SM4-J81*	<b>607-131A</b>
44305-SE0-G23*	<b>607-045</b>	44305-SH3-A21*	<b>607-086</b>	44306-692-003*	<b>607-010</b>	44306-SD2-963*	<b>607-101</b>	44306-SF4-J21*	<b>607-044</b>	44306-SM4-J83*	<b>607-131A</b>
44305-SE0-G24*	<b>607-045</b>	44305-SH3-G00*	<b>607-054</b>	44306-692-671*	<b>607-099</b>	44306-SD2-964*	<b>607-101</b>	44306-SF4-J22*	<b>607-044</b>	44306-SM4-J84*	<b>607-131A</b>
44305-SE0-J00*	<b>607-054</b>	44305-SH3-G01*	<b>607-054</b>	44306-S1A-E21*	<b>607-685</b>	44306-SD2-965*	<b>607-101</b>	44306-SF4-J23*	<b>607-044</b>	44306-TF0-J00*	<b>607-682</b>
44305-SE0-J01*	<b>607-054</b>	44305-SH3-G10*	<b>607-054</b>	44306-S9A-N00*	<b>607-679</b>	44306-SE0-000*	<b>607-054</b>	44306-SH3-000*	<b>607-086</b>	44333-634-013	<b>613-013</b>
44305-SE0-J20*	<b>607-045</b>	44305-SH3-G11*	<b>607-054</b>	44306-SA0-013*	<b>607-010</b>	44306-SE0-010*	<b>607-054</b>	44306-SH3-010*	<b>607-086</b>	44333-634-013	<b>613-015</b>
44305-SE0-J21*	<b>607-045</b>	44305-SH3-G21*	<b>607-101</b>	44306-SA5-000*	<b>607-079</b>	44306-SE0-020*	<b>607-054</b>	44306-SH3-960*	<b>607-054</b>	44333-SA2-310	<b>613-062</b>
44305-SE0-J22*	<b>607-045</b>	44305-SH3-G23*	<b>607-101</b>	44306-SA5-010*	<b>607-079</b>	44306-SE0-910*	<b>607-045</b>	44306-SH3-961*	<b>607-054</b>	44333-SA7-013	<b>613-064</b>
44305-SE0-J23*	<b>607-045</b>	44305-SH3-G25*	<b>607-101</b>	44306-SA5-020*	<b>607-071</b>	44306-SE0-911*	<b>607-045</b>	44306-SH3-970*	<b>607-054</b>	44333-SB2-960	<b>613-042</b>
44305-SE7-050*	<b>607-101</b>	44305-SH3-J00*	<b>607-101</b>	44306-SA5-620*	<b>607-071</b>	44306-SE0-920*	<b>607-045</b>	44306-SH3-971*	<b>607-054</b>	44333-SB2-961	<b>613-042</b>
44305-SE7-750*	<b>607-113</b>	44305-SH3-J01*	<b>607-101</b>	44306-SA5-622*	<b>607-113</b>	44306-SE0-921*	<b>607-045</b>	44306-SH3-980*	<b>607-054</b>	44333-SB2-961	<b>613-049</b>
44305-SE7-752*	<b>607-101</b>	44305-SH7-J83*	<b>607-053A</b>	44306-SA5-623*	<b>607-113</b>	44306-SE0-922*	<b>607-045</b>	44306-SH3-981*	<b>607-054</b>	44333-SB2-962	<b>613-042</b>
44305-SEA-N00*	<b>607-678</b>	44305-SH9-000*	<b>607-260</b>	44306-SA5-640*	<b>607-071</b>	44306-SE0-980*	<b>607-054</b>	44306-SH3-A00*	<b>607-054</b>	44333-SD2-003	<b>613-043</b>
44305-SEF-E00*	<b>607-680</b>	44305-SH9-003*	<b>607-260</b>	44306-SA5-641*	<b>607-071</b>	44306-SE0-981*	<b>607-054</b>	44306-SH3-A01*	<b>607-054</b>	44333-SD2-003	<b>613-184</b>
44305-SF0-030	<b>655-338</b>	44305-SK7-010*	<b>607-101</b>	44306-SA5-660*	<b>607-113</b>	44306-SE0-982*	<b>607-054</b>	44306-SH3-A21*	<b>607-086</b>	44333-SF1-013	<b>613-108</b>
44305-SF0-621*	<b>607-113</b>	44305-SK7-040*	<b>607-101</b>	44306-SA5-661*	<b>607-113</b>	44306-SE0-G01*	<b>607-054</b>	44306-SH3-G00*	<b>607-054</b>	44333-SK7-J02	<b>613-049</b>
44305-SF0-971*	<b>607-101</b>	44305-SK7-J21*	<b>607-053</b>	44306-SA5-950*	<b>607-071</b>	44306-SE0-G02*	<b>607-054</b>	44306-SH3-G01*	<b>607-054</b>	44333-SK7-J03	<b>613-049</b>
44305-SF0-972*	<b>607-101</b>	44305-SK7-J22*	<b>607-053</b>	44306-SA5-951*	<b>607-071</b>	44306-SE0-G10*	<b>607-045</b>	44306-SH3-G10*	<b>607-054</b>	44333-SK7-J12	<b>613-049</b>
44305-SF1-910*	<b>607-053</b>	44305-SK7-J23*	<b>607-053</b>	44306-SA5-970*	<b>607-113</b>	44306-SE0-G12*	<b>607-045</b>	44306-SH3-G11*	<b>607-054</b>	44333-SK7-J13	<b>613-049</b>
44305-SF1-911*	<b>607-053</b>	44305-SK7-J73*	<b>607-053A</b>	44306-SA5-971*	<b>607-113</b>	44306-SE0-G20*	<b>607-045</b>	44306-SH3-G22*	<b>607-101</b>	44340-SN7-315*	<b>607-284</b>
44305-SF1-912*	<b>607-053</b>	44305-SK7-J74*	<b>607-053A</b>	44306-SA7-000*	<b>607-072</b>	44306-SE0-G21*	<b>607-045</b>	44306-SH3-G24*	<b>607-101</b>		
44305-SF1-913*	<b>607-053</b>	44305-SK7-J81*	<b>607-053A</b>	44306-SB0-010	<b>655-363</b>	44306-SE0-G23*	<b>607-045</b>	44306-SH3-G26*	<b>607-101</b>		
44305-SF1-914*	<b>607-053</b>	44305-SK7-J82*	<b>607-053A</b>	44306-SB0-010*	<b>607-113</b>	44306-SE0-J20*	<b>607-045</b>	44306-SH3-J00*	<b>607-101</b>		
44305-SF1-915*	<b>607-131</b>	44305-SKN-E00*	<b>607-676</b>	44306-SB0-020	<b>655-363</b>	44306-SE0-J21*	<b>607-045</b>	44306-SH3-J01*	<b>607-101</b>		
44305-SF1-970*	<b>607-053A</b>	44305-SM1-980*	<b>607-131A</b>	44306-SB0-020*	<b>607-113</b>	44306-SE0-J22*	<b>607-045</b>	44306-SH3-J10*	<b>607-101</b>		
44305-SF1-971*	<b>607-053A</b>	44305-SM1-981*	<b>607-131A</b>	44306-SB0-030*	<b>607-113</b>	44306-SE0-J23*	<b>607-045</b>	44306-SH3-J11*	<b>607-101</b>		
44305-SF1-972*	<b>607-053A</b>	44305-SM4-000*	<b>607-131</b>	44306-SB0-040*	<b>607-113</b>	44306-SE7-780*	<b>607-113</b>	44306-SH9-J00*	<b>607-101</b>	49500-0X600*	<b>607-722</b>
44305-SF1-973*	<b>607-053A</b>	44305-SM4-010*	<b>607-131</b>	44306-SB0-621*	<b>607-071</b>	44306-SE7-782*	<b>607-101</b>	44306-SH9-J01*	<b>607-101</b>	49500-0X603	<b>613-492</b>
44305-SF1-975*	<b>607-131A</b>	44305-SM4-020*	<b>607-131</b>	44306-SB0-622*	<b>607-071</b>	44306-SEA-N00*	<b>607-678</b>	44306-SK7-010*	<b>607-101</b>	49500-0X610*	<b>607-722</b>
44305-SF1-G10*	<b>607-053</b>	44305-SM4-040*	<b>607-131</b>	44306-SB0-624*	<b>607-071</b>	44306-SEF-E00*	<b>607-680</b>	44306-SK7-040*	<b>607-101</b>	49500-17050*	<b>607-742</b>
44305-SF1-G11*	<b>607-053</b>	44305-SM4-950*	<b>607-131A</b>	44306-SB0-650*	<b>607-113</b>	44306-SF0-621*	<b>607-113</b>	44306-SK7-J21*	<b>607-053</b>	49500-17150*	<b>607-471</b>
44305-SF1-G12*	<b>607-053</b>	44305-SM4-952*	<b>607-131A</b>	44306-SB0-651*	<b>607-113</b>	44306-SF0-671*	<b>607-113</b>	44306-SK7-J22*	<b>607-053</b>	49500-17510*	<b>607-608</b>
44305-SF1-G13*	<b>607-053</b>	44305-SM4-953*	<b>607-131A</b>	44306-SB0-670*	<b>607-071</b>	44306-SF0-970*	<b>607-101</b>	44306-SK7-J23*	<b>607-053</b>	49500-1C050*	<b>607-541</b>
44305-SF4-010*	<b>607-086</b>	44305-SM4-954*	<b>607-131A</b>	44306-SB0-671*	<b>607-071</b>	44306-SF0-971*	<b>607-101</b>	44306-SK7-J73*	<b>607-053A</b>	49500-1C060*	<b>607-541</b>
44305-SF4-020*	<b>607-086</b>	44305-SM4-980*	<b>607-131</b>	44306-SB0-970	<b>655-363</b>	44306-SF0-973*	<b>607-101</b>	44306-SK7-J74*	<b>607-053A</b>	49500-1C250*	<b>607-545</b>
44305-SF4-900*	<b>607-086</b>	44305-SM4-981*	<b>607-131</b>	44306-SB0-970*	<b>607-113</b>	44306-SF1-305*	<b>607-053</b>	44306-SK7-J81*	<b>607-053A</b>	49500-1C260*	<b>607-545</b>
44305-SF4-901*	<b>607-086</b>	44305-SM4-983*	<b>607-131</b>	44306-SB0-971	<b>655-363</b>	44306-SF1-910*	<b>607-053</b>	44306-SK7-J82*	<b>607-053A</b>	49500-1C460*	<b>607-607</b>
44305-SF4-J21*	<b>607-044</b>	44305-SM4-984*	<b>607-131</b>	44306-SB0-971*	<b>607-113</b>	44306-SF1-911*	<b>607-053</b>	44306-SK7-J83*	<b>607-053A</b>	49500-1C550*	<b>607-607</b>
44305-SF4-J22*	<b>607-044</b>	44305-SM4-J80*	<b>607-131A</b>	44306-SB2-000*	<b>607-086</b>	44306-SF1-912*	<b>607-053</b>	44306-SKN-E00*	<b>607-676</b>	49500-1E610*	<b>607-607</b>
44305-SF4-J23*	<b>607-044</b>	44305-SM4-J81*	<b>607-131A</b>	44306-SB2-010*	<b>607-086</b>	44306-SF1-913*	<b>607-053</b>	44306-SM1-980*	<b>607-131A</b>	49500-1E650*	<b>607-607</b>
44305-SF4-J24*	<b>607-044</b>	44305-SM4-J83*	<b>607-131A</b>	44306-SB2-750*	<b>607-044</b>	44306-SF1-914*	<b>607-053</b>	44306-SM1-981*	<b>607-131A</b>	49500-25301*	<b>607-739</b>
44305-SF4-J40*	<b>607-044</b>	44305-SM4-J84*	<b>607-131A</b>	44306-SB2-751*	<b>607-044</b>	44306-SF1-916*	<b>607-131</b>	44306-SM4-010*	<b>607-131</b>	49500-25302*	<b>607-739</b>
44305-SF4-J41*	<b>607-044</b>	44305-TF0-J00*	<b>607-682</b>	44306-SB2-960*	<b>607-044</b>	44306-SF1-970*	<b>607-053A</b>	44306-SM4-020*	<b>607-131</b>	49500-25312*	<b>607-739</b>
44305-SF4-J42*	<b>607-044</b>	44306-634-013*	<b>607-010</b>	44306-SB2-961*	<b>607-044</b>	44306-SF1-971*	<b>607-053A</b>	44306-SM4-040*	<b>607-131</b>	49500-26561*	<b>607-543</b>
44305-SH3-000*	<b>607-086</b>	44306-657-000*	<b>607-010</b>	44306-SB2-982*	<b>607-101</b>	44306-SF1-972*	<b>607-053A</b>	44306-SM4-950*	<b>607-131A</b>	49500-2B260*	<b>607-735</b>
44305-SH3-010*	<b>607-086</b>	44306-657-023*	<b>607-010</b>	44306-SCA-G00*	<b>607-679</b>	44306-SF1-973*	<b>607-053A</b>	44306-SM4-952*	<b>607-131A</b>	49500-2D012*	<b>607-524</b>
44305-SH3-960*	<b>607-054</b>	44306-659-000*	<b>607-010</b>	44306-SD2-010*	<b>607-101</b>	44306-SF1-974*	<b>607-053A</b>	44306-SM4-953*	<b>607-131A</b>	49500-2E550*	<b>607-661</b>
44305-SH3-961*	<b>607-054</b>	44306-659-010*	<b>607-010</b>	44306-SD2-020*	<b>607-101</b>	44306-SF1-976*	<b>607-131A</b>	44306-SM4-954*	<b>607-131A</b>	49500-2E800*	<b>607-736</b>
44305-SH3-970*	<b>607-054</b>	44306-671-003*	<b>607-010</b>	44306-SD2-030*	<b>607-101</b>	44306-SF1-G12*	<b>607-053</b>	44306-SM4-980*	<b>607-131</b>	49501-17050*	<b>607-742</b>

HYUNDAI										LANCIA	
		MB176867*	<b>607-026</b>	MB526454*	<b>607-026</b>	7501348	<b>613-002</b>	49591-07210*	<b>607-610</b>		
		MB176872*	<b>607-104</b>	MB526454*	<b>607-048</b>	7560070	<b>607-002</b>	49591-07291*	<b>607-610</b>		
		MB178865*	<b>607-026</b>	MB526455*	<b>607-104</b>	7577041	<b>607-002</b>	49591-1G510*	<b>607-611</b>		
49501-17150*	<b>607-471</b>	MB297148*	<b>607-026</b>	MB526456*	<b>607-104</b>	7656786#	<b>607-065</b>	49591-1G591*	<b>607-611</b>		
49501-17510*	<b>607-608</b>	MB297343*	<b>607-026</b>	MB526464*	<b>607-048</b>	7682886	<b>613-056</b>	49591-3E000*	<b>607-654</b>	1481451080	<b>655-957</b>
49501-26410*	<b>607-543</b>	MB297343*	<b>607-047</b>	MB526464*	<b>607-104</b>			49591-3E001*	<b>607-654</b>	1481451080*	<b>607-546</b>
49501-26411*	<b>607-543</b>	MB297344*	<b>607-026</b>	MB526473*	<b>607-064</b>			49593-07200	<b>613-403</b>	1481452080	<b>655-672</b>
49501-2D012*	<b>607-524</b>	MB297344*	<b>607-047</b>	MB526531*	<b>607-026</b>			49593-1G500	<b>613-405</b>	1481452080	<b>655-956</b>
49501-2E400*	<b>607-661</b>	MB297345*	<b>607-026</b>	MB526533*	<b>607-048</b>			49594-3E000	<b>613-516</b>	1481452080*	<b>607-546</b>
49501-2E800*	<b>607-736</b>	MB297346*	<b>607-026</b>	MB526547*	<b>607-026</b>			B001-22-530A	<b>613-142</b>	1485695080*	<b>607-495</b>
49507-02A00	<b>655-889</b>	MB297346*	<b>607-047</b>	MB526548*	<b>607-026</b>			B001-22-630A	<b>613-142</b>	40608080	<b>655-675</b>
49507-02A10	<b>655-887</b>	MB297347*	<b>607-026</b>	MB526581*	<b>607-026</b>	8-94108634-3	<b>607-075</b>	B002-25-400B*	<b>607-171</b>	42601388#	<b>617-002</b>
49507-02A10*	<b>607-406</b>	MB297347*	<b>607-047</b>	MB526581*	<b>607-047</b>	8-94108635-3	<b>607-075</b>	B002-25-500*	<b>607-171</b>	42601892#	<b>617-002</b>
49507-21000*	<b>607-026</b>	MB297348*	<b>607-026</b>	MB526582*	<b>607-026</b>	8-94158131-2	<b>607-076</b>	B002-25-500B*	<b>607-171</b>	4315132#	<b>617-002</b>
49507-25A00*	<b>607-734</b>	MB297348*	<b>607-047</b>	MB526582*	<b>607-047</b>	8-94158-30-2	<b>607-076</b>	B002-25-600*	<b>607-171</b>	4315445	<b>614-019</b>
49507-28G00*	<b>607-191</b>	MB297353*	<b>607-026</b>	MB526583*	<b>607-047</b>	8-94364332-0	<b>607-075</b>	B002-25-600B*	<b>607-171</b>	4383758	<b>613-002</b>
49507-28G01*	<b>607-191</b>	MB297372*	<b>607-048</b>	MB526666*	<b>607-048</b>	8-94405227-2	<b>607-076</b>	B003-25-400*	<b>607-171</b>	4390952#	<b>607-002</b>
49507-28G01*	<b>607-191</b>	MB297373*	<b>607-048</b>	MB526829*	<b>607-048</b>	8-94405228-2	<b>607-076</b>	B003-25-400C*	<b>607-171</b>	4393155#	<b>607-003</b>
49507-29A00*	<b>607-370</b>	MB297376*	<b>607-104</b>	MB526829*	<b>607-104</b>	8-94467664-0	<b>607-075</b>	B003-25-400D*	<b>607-171</b>	4393157#	<b>607-003</b>
49507-29A10*	<b>607-406</b>	MB297377*	<b>607-104</b>	MB526831*	<b>607-064</b>	8-94467667-0	<b>607-075</b>	B003-25-600*	<b>607-171</b>	46307010	<b>655-244</b>
49507-29C00*	<b>607-721</b>	MB297385*	<b>607-104</b>	MB526853*	<b>607-026</b>	8-94467669-0	<b>607-076</b>	B003-25-600C*	<b>607-171</b>	46307011	<b>655-243</b>
49507-2EE00*	<b>607-661</b>	MB297438*	<b>607-064</b>	MB526853*	<b>607-047</b>	8-94467670-0	<b>607-076</b>	B003-25-600D*	<b>607-171</b>	46307029	<b>614-002</b>
49507-38E00*	<b>607-617</b>	MB297492*	<b>607-048</b>	MB526854*	<b>607-026</b>	8-94467671-0	<b>607-076</b>	B005-25-400*	<b>607-261</b>	46307029	<b>614-019</b>
49508-02A00	<b>655-890</b>	MB297661*	<b>607-026</b>	MB526862*	<b>613-025</b>	8-94467672-0	<b>607-076</b>	B005-25-400D*	<b>607-261</b>	46307032	<b>607-211</b>
49508-02A10	<b>655-888</b>	MB297662*	<b>607-026</b>	MB526862	<b>613-025</b>			B005-25-600*	<b>607-261</b>	46307034	<b>607-212</b>
49508-21000*	<b>607-026</b>	MB297678*	<b>607-064</b>	MB526865*	<b>607-026</b>			B005-25-600D*	<b>607-261</b>	46307060	<b>613-217</b>
49508-25A00*	<b>607-734</b>	MB297689	<b>613-055</b>	MB526866*	<b>607-026</b>			G024-25-500*	<b>607-145</b>	46307067	<b>613-167</b>
49508-29A00*	<b>607-370</b>	MB297696*	<b>607-064</b>	MB526873*	<b>607-026</b>			G024-25-600*	<b>607-145</b>	46307067	<b>613-217</b>
49508-29A10*	<b>607-406</b>	MB297699*	<b>607-064</b>	MB526897*	<b>607-026</b>			KK333-25-400*	<b>607-171</b>	46307080#	<b>607-106</b>
49508-29C00*	<b>607-721</b>	MB297815*	<b>607-104</b>	MB526898*	<b>607-026</b>			KK333-25-600*	<b>607-171</b>	46307082	<b>607-209</b>
49508-38E00*	<b>607-617</b>	MB297818*	<b>607-104</b>	MB526999*	<b>607-026</b>	OK202-25-400*	<b>607-398</b>	KK388-22-510*	<b>607-518</b>	46307083	<b>607-210</b>
49509-02A00	<b>613-280</b>	MB297874*	<b>607-026</b>	MB620050	<b>613-025</b>	OK202-25-600*	<b>607-398</b>	KK388-22-530	<b>613-360</b>	46307094#	<b>607-226</b>
49509-02A10	<b>613-280</b>	MB297999*	<b>607-026</b>	MB620166*	<b>607-047</b>	OK2A1-22-530	<b>613-273</b>	KK388-22-530	<b>613-487</b>	46307103#	<b>617-020</b>
49509-17A00	<b>613-531</b>	MB397343*	<b>607-047</b>	MB620170*	<b>607-047</b>	OK2A2-22-530	<b>613-273</b>	KK388-22-610*	<b>607-518</b>	46307107#	<b>607-227</b>
49509-17A10	<b>613-325</b>	MB397345*	<b>607-047</b>	MB620770*	<b>607-026</b>	OK2C-22-510	<b>607-663</b>	KK389-25-40X*	<b>607-716</b>	46307108#	<b>607-227</b>
49509-17A30	<b>613-400</b>	MB525577*	<b>607-026</b>	MB936182	<b>613-025</b>	OK2C-22-610	<b>607-663</b>	KK389-25-60XA*	<b>607-716</b>	46307111	<b>655-244</b>
49509-1CA00	<b>613-371</b>	MB526063*	<b>607-026</b>			OK2KB-22-530	<b>613-439</b>			46307169	<b>607-212</b>
49509-1CB00	<b>613-374</b>	MB526063*	<b>607-047</b>			OK2KB-22-610	<b>607-663</b>			46307171	<b>607-211</b>
49509-1CD00	<b>613-324</b>	MB526064*	<b>607-026</b>			OK2KB-25-400*	<b>607-663</b>			46307234#	<b>607-306</b>
49509-25A00	<b>613-500</b>	MB526064*	<b>607-047</b>	<b>INNOCENTI</b>		OK2KB-25-600*	<b>607-663</b>	<b>LADA</b>		46307241#	<b>607-258</b>
49509-25A00	<b>613-533</b>	MB526066*	<b>607-026</b>			OK30A-22-510*	<b>607-548</b>			46307246#	<b>607-244</b>
49509-26T00	<b>613-373</b>	MB526066*	<b>607-047</b>			OK30A-22-530	<b>613-404</b>			46307288	<b>655-716</b>
49509-29A00	<b>613-055</b>	MB526067*	<b>607-026</b>	4087120#	<b>607-001</b>	OK30A-22-610*	<b>607-548</b>	11110-2215012	<b>607-341</b>	46307299#	<b>607-300</b>
49509-29A00	<b>613-521</b>	MB526067*	<b>607-047</b>	4247399#	<b>607-001</b>	OK30B-22-530	<b>613-404</b>	2108-2215010	<b>607-081</b>	46307306	<b>655-503</b>
49509-2CA00	<b>613-323</b>	MB526117*	<b>607-026</b>	4308412#	<b>607-001</b>	OK55-22-530	<b>613-402</b>	2108-2215010	<b>655-180</b>	46307309	<b>607-245</b>
49509-2EA00	<b>613-401</b>	MB526118*	<b>607-026</b>	4308413#	<b>607-001</b>	OK55-22-530	<b>613-427</b>	2108-2215011	<b>607-081</b>	46307394	<b>607-309</b>
49509-2EA10	<b>613-498</b>	MB526338	<b>613-025</b>	4308418#	<b>607-001</b>	OK55C-22-510A*	<b>607-609</b>	2108-2215011	<b>655-179</b>	46307398#	<b>607-258</b>
49509-38E00	<b>613-411</b>	MB526350*	<b>607-048</b>	4313087#	<b>607-001</b>	OK55C-22-510A*	<b>607-645</b>	2108-2215012	<b>607-081</b>	46307553	<b>655-715</b>
49609-2BA10	<b>613-498</b>	MB526353*	<b>607-048</b>	4328468#	<b>607-001</b>	OK9A2-22-550*	<b>607-663</b>	2108-2215030	<b>613-071</b>	46307555	<b>613-216</b>
MB176160*	<b>607-026</b>	MB526377*	<b>613-048</b>	4383758	<b>613-001</b>	OK9A4-22-510*	<b>607-663</b>	2108-2215068	<b>614-026</b>	46307557#	<b>607-296</b>
MB176161*	<b>607-026</b>	MB526378	<b>613-046</b>	4383758	<b>613-002</b>	105015*	<b>607-145</b>	2110-2215012	<b>607-081</b>	46307558	<b>655-716</b>
MB176164	<b>613-045</b>	MB526402*	<b>607-199</b>	4390952	<b>607-002</b>	1K30A-25-40X*	<b>607-715</b>	2121-2215012	<b>607-223</b>	46307584	<b>613-317</b>
MB176463*	<b>607-026</b>	MB526403*	<b>607-199</b>	4465504#	<b>607-001</b>	1K30A-25-60X*	<b>607-715</b>	2121-2215030	<b>613-171</b>	46307716	<b>613-287</b>
MB176464*	<b>607-026</b>	MB526443*	<b>607-026</b>	4475837#	<b>607-001</b>	49500-07010*	<b>607-570</b>	2121-2215030-01	<b>613-171</b>	46307733	<b>613-093</b>
MB176864*	<b>607-026</b>	MB526444*	<b>607-026</b>	5944690#	<b>607-001</b>	49500-07060*	<b>607-570</b>			46307733	<b>613-191</b>
MB176865*	<b>607-026</b>	MB526453*	<b>607-026</b>	7076344#	<b>607-001</b>	49500-2P100*	<b>607-735</b>			46307733	<b>613-378</b>
MB176866*	<b>607-026</b>	MB526453*	<b>607-048</b>	7501348	<b>613-001</b>	49501-2P000*	<b>607-735</b>			46307735	<b>655-190</b>



Ad. OE	CIFAM ref.	Ad. OE	CIFAM ref.	Ad. OE	CIFAM ref.	Ad. OE	CIFAM ref.	Ad. OE	CIFAM ref.	Ad. OE	CIFAM ref.
<b>LANCIA</b>		60811035	<b>614-019</b>	82440166#	<b>607-103</b>	IED000072	<b>607-683</b>	<b>MAZDA</b>		F004-25-600C*	<b>607-254</b>
		60811991	<b>614-019</b>	82443532#	<b>607-094</b>	IED000510	<b>607-683</b>			F005-25-400A*	<b>607-024</b>
		60812755	<b>613-179</b>	82443745	<b>613-003</b>	IED000540	<b>607-683</b>			F005-25-400B*	<b>607-024</b>
		60813077	<b>613-217</b>	82443750	<b>613-020</b>	IED500020	<b>607-683</b>			F005-25-400C*	<b>607-024</b>
46307741	<b>655-485</b>	60815164	<b>613-133</b>	82448780#	<b>607-003</b>	IED500021	<b>607-683</b>	105015*	<b>607-145</b>	F005-25-600A*	<b>607-024</b>
46307742	<b>607-440</b>	71771158	<b>613-497</b>	82449123#	<b>607-095</b>	IED500022	<b>607-683</b>	95NX25500DC*	<b>617-027</b>	F005-25-600B*	<b>607-024</b>
46307889#	<b>607-296</b>	71771184#	<b>607-732</b>	82462961	<b>613-020</b>	IED500030	<b>607-683</b>	B001-22-530A	<b>613-142</b>	F005-25-600C*	<b>607-024</b>
46307901	<b>607-245</b>	737319#	<b>607-003</b>	82462961	<b>613-149</b>	IED500031	<b>607-683</b>	B001-22-630A	<b>613-142</b>	F006-22-530	<b>613-187</b>
46307914	<b>607-387</b>	7501348	<b>613-002</b>	82463084	<b>613-003</b>	IED500032	<b>607-683</b>	B002-25-400B*	<b>607-171</b>	F006-22-530A	<b>613-114</b>
46307924#	<b>607-440</b>	7560070#	<b>607-002</b>	82466864#	<b>607-155</b>	IED500110	<b>607-683</b>	B002-25-500*	<b>607-171</b>	F006-22-530B	<b>613-187</b>
46308020#	<b>607-458</b>	7577041#	<b>607-002</b>	82466865#	<b>607-154</b>	IED500120	<b>607-683</b>	B002-25-500B*	<b>607-171</b>	F006-25-400*	<b>607-157</b>
46308067#	<b>607-449</b>	7578083	<b>613-033</b>	82476458	<b>613-133</b>	LR003159	<b>607-696</b>	B002-25-600*	<b>607-171</b>	F006-25-400A*	<b>607-157</b>
46308070#	<b>607-550</b>	7629457#	<b>607-013</b>	82480859#	<b>607-095</b>	LR003160	<b>613-469</b>	B002-25-600B*	<b>607-171</b>	F006-25-400B*	<b>607-157</b>
46308079	<b>655-674</b>	7631082#	<b>607-106</b>	82483504	<b>613-020</b>	TDB000070	<b>655-1049</b>	B003-25-400*	<b>607-171</b>	F006-25-400C*	<b>607-157</b>
46308080	<b>655-675</b>	7633434#	<b>607-032</b>	82483504	<b>613-089</b>	TDB0000360	<b>655-1048</b>	B003-25-400C*	<b>607-171</b>	F006-25-600*	<b>607-157</b>
46308093	<b>655-825</b>	7646401#	<b>607-109</b>	82483504	<b>613-092</b>	TDB103520	<b>655-1048</b>	B003-25-400D*	<b>607-171</b>	F006-25-600A*	<b>607-157</b>
46308094	<b>655-825</b>	7646402#	<b>607-110</b>	82483504	<b>613-149</b>	TDB104020	<b>655-1044</b>	B003-25-600*	<b>607-171</b>	F006-25-600B*	<b>607-157</b>
46308147	<b>655-826</b>	7652958#	<b>607-093</b>	82486230#	<b>607-093</b>	TDB104030	<b>655-1045</b>	B003-25-600C*	<b>607-171</b>	F006-25-600C*	<b>607-157</b>
46308518#	<b>607-449</b>	7656944#	<b>607-032</b>	82489521#	<b>607-152</b>	TDB104980	<b>655-1046</b>	B003-25-600D*	<b>607-171</b>	F007-25-600A*	<b>607-024</b>
46308524*	<b>607-449</b>	7656945#	<b>607-016</b>	92601903#	<b>607-105</b>	TDB104990	<b>655-1047</b>	B004-22-630	<b>613-194</b>	F013-25-400*	<b>607-137</b>
46308564	<b>607-732</b>	7656949#	<b>607-093</b>	9403293030	<b>613-343</b>	TDB500090*	<b>607-702</b>	B004-22-630A	<b>613-194</b>	F023-25-600*	<b>607-137</b>
46308680	<b>613-497</b>	7659161#	<b>607-106</b>	9566934080	<b>613-170</b>	TDB500110*	<b>607-701</b>	B004-25-400A*	<b>607-157</b>	F020-25-600*	<b>607-254</b>
46308682#	<b>607-732</b>	7659169#	<b>607-105</b>	9566934088	<b>613-170</b>	TDJ100470#	<b>607-537</b>	B004-25-600A*	<b>607-157</b>	F023-22-540	<b>614-025</b>
46308795#	<b>607-732</b>	7682886	<b>613-091</b>	9567504880	<b>613-172</b>	TDJ500030#	<b>607-701</b>	B005-25-400*	<b>607-261</b>	F023-25-400*	<b>607-137</b>
46429633	<b>613-179</b>	7688157#	<b>607-110</b>	9567504880	<b>613-375</b>	TDJ500040#	<b>607-702</b>	B005-25-400D*	<b>607-261</b>	F023-25-600*	<b>607-137</b>
46548055	<b>655-714</b>	7698632#	<b>607-003</b>	9617408188	<b>655-142</b>	TDR000110	<b>613-457</b>	B005-25-600*	<b>607-261</b>	F024-22-510*	<b>607-141</b>
46548056	<b>655-713</b>	7698900#	<b>607-109</b>	9617408188#	<b>607-224</b>	TDR000120	<b>613-457</b>	B005-25-600D*	<b>607-261</b>	F024-22-510A*	<b>607-141</b>
46548165	<b>655-714</b>	7703689#	<b>607-003</b>	9617408288	<b>655-143</b>	TDR100750	<b>613-520</b>	BS04-22-630	<b>613-194</b>	F024-22-610*	<b>607-141</b>
51704100#	<b>607-448</b>	7739015	<b>655-235</b>	9617408288#	<b>607-224</b>	TDR500100	<b>613-473</b>	C202-22-530	<b>613-444</b>	F024-22-610A*	<b>607-141</b>
51704102	<b>613-310</b>	7739016	<b>655-236</b>	9619947580	<b>607-222</b>	TDR500110	<b>613-474</b>	C202-25-500A*	<b>607-669</b>	F024-22-630	<b>613-122</b>
51753392	<b>655-825</b>	7740977	<b>655-245</b>	9619947588	<b>655-138</b>	TFB000010	<b>607-683</b>	C202-25-500C*	<b>607-669</b>	F024-22-630A	<b>613-120</b>
51783824*	<b>607-449</b>	7750299#	<b>607-032</b>	9619947588#	<b>607-222</b>			C202-25-600A*	<b>607-669</b>	F024-22-630A	<b>613-122</b>
51787180*	<b>607-449</b>	7750300#	<b>607-093</b>	9619947680#	<b>607-222</b>			C202-25-600C*	<b>607-669</b>	F024-25-400*	<b>607-141</b>
51808107*	<b>607-449</b>	7750301#	<b>607-016</b>	9619947688	<b>655-139</b>			C602-25-500A*	<b>607-669</b>	F024-25-600*	<b>607-141</b>
51812053*	<b>607-732</b>	7761570	<b>613-016</b>	9619947688#	<b>607-222</b>	<b>LEXUS</b>		C602-25-600*	<b>607-669</b>	F025-22-630	<b>613-118</b>
51813089	<b>655-982</b>	7761570	<b>613-535</b>	9621270480	<b>613-375</b>			F001-25-400*	<b>607-024</b>	F025-25-400*	<b>607-304</b>
51813090	<b>655-983</b>	7761570	<b>613-538</b>	9621456388#	<b>607-222</b>			F001-25-400A*	<b>607-024</b>	F025-25-600*	<b>607-304</b>
5929237#	<b>607-103</b>	7770910#	<b>607-186</b>	9621456488#	<b>607-222</b>	04438-20070	<b>613-166</b>	F001-25-400B*	<b>607-024</b>	F037-22-530	<b>613-119</b>
5929240#	<b>607-103</b>	7771580	<b>614-019</b>	9626083988	<b>655-144</b>	43410-20240*	<b>607-207</b>	F001-25-600A*	<b>607-024</b>	F037-22-530	<b>613-121</b>
5944689#	<b>607-019</b>	7778166	<b>655-223</b>	9626084088	<b>655-145</b>	43410-20241*	<b>607-207</b>	F001-25-600B*	<b>607-024</b>	F037-25-500A*	<b>607-146</b>
5959385#	<b>607-019</b>	7794472	<b>655-246</b>	9645248980*	<b>607-494</b>	43410-33040*	<b>607-325</b>	F003-22-530	<b>613-023</b>	F039-22-510B*	<b>607-304A</b>
5998706#	<b>607-019</b>	82282139#	<b>617-002</b>	9645249280*	<b>607-495</b>	43420-20190*	<b>607-207</b>	F003-22-530A	<b>613-023</b>	F039-25-510B*	<b>607-304A</b>
60507869	<b>613-020</b>	82283831	<b>613-133</b>	9664862080	<b>613-342</b>	43420-20191*	<b>607-207</b>	F003-22-530B	<b>613-023</b>	F069-22-530A	<b>613-123</b>
60556609	<b>613-133</b>	82301373#	<b>607-103</b>	9936769#	<b>617-002</b>	43420-33040*	<b>607-325</b>	F003-22-530B	<b>613-053</b>	F069-22-530A	<b>613-124</b>
60562336	<b>613-020</b>	82333811#	<b>607-103</b>					F003-25-400A*	<b>607-024</b>	F069-22-610C*	<b>607-141</b>
60605055#	<b>607-093</b>	82350924	<b>613-020</b>					F003-25-400B*	<b>607-024</b>	F069-25-600B*	<b>607-304A</b>
60801797	<b>613-020</b>	82362521#	<b>607-103</b>					F003-25-600A*	<b>607-024</b>	F079-22-610A	<b>607-372</b>
60802000	<b>607-440</b>	82362524#	<b>607-103</b>	<b>LAND ROVER</b>		<b>MARUTI</b>		F003-25-600B*	<b>607-024</b>	FA09-22-510A*	<b>607-141</b>
60805116	<b>613-020</b>	8236523#	<b>607-103</b>					F004-25-500A*	<b>607-254</b>	FA21-22-530B	<b>613-326</b>
60806930#	<b>617-020</b>	82413699#	<b>607-094</b>					F004-25-500B*	<b>607-254</b>	FA50-22-530A	<b>613-327</b>
60808619	<b>613-020</b>	82428432#	<b>607-103</b>	IED000061	<b>607-683</b>	04438-87701	<b>613-070</b>	F004-25-500C*	<b>607-254</b>	FA58-22-510	<b>607-473</b>
60808619	<b>613-092</b>	82430679	<b>613-133</b>	IED000062	<b>607-683</b>	44118-84110	<b>613-099</b>	F004-25-600A*	<b>607-254</b>	FA58-22-510B	<b>607-473</b>
60808619	<b>613-149</b>	82439756#	<b>607-103</b>	IED000071	<b>607-683</b>	44118-86061	<b>613-095</b>	F004-25-600B*	<b>607-254</b>	FA59-22-510	<b>607-472</b>

<b>MAZDA</b>		G022-25-500B*	<b>607-058</b>	G570-25-500*	<b>607-328</b>	124 350 30 10	<b>655-676</b>	631 330 05 01	<b>655-093</b>	3815A201*	<b>607-507</b>
		G022-25-600*	<b>607-058</b>	G570-25-500A*	<b>607-328</b>	129 350 40 10	<b>655-676</b>	631 330 07 01	<b>655-093</b>	MB175869	<b>613-138</b>
		G022-25-600A*	<b>607-058</b>	G572-25-500*	<b>607-268</b>	134 350 88 10	<b>655-676</b>	631 330 13 01	<b>655-093</b>	MB176160*	<b>607-026</b>
		G022-25-600C*	<b>607-058</b>	G572-25-600*	<b>607-268</b>	163 330 00 85	<b>613-481</b>	638 334 17 34	<b>617-016</b>	MB176161*	<b>607-026</b>
FA59-22-510A	<b>607-472</b>	G023-22-530	<b>613-112</b>	G576-22-510A*	<b>607-268</b>	163 330 04 01*	<b>607-709</b>	638 334 17 34	<b>655-173</b>	MB176164	<b>613-045</b>
FA61-22-510A	<b>607-472</b>	G023-25-500*	<b>607-135</b>	G576-25-500*	<b>607-268</b>	163 330 05 01*	<b>607-709</b>	638 334 23 34	<b>655-185</b>	MB176463*	<b>607-026</b>
FG01-25-500D*	<b>607-603</b>	G023-25-600*	<b>607-135</b>	G576-25-600*	<b>607-268</b>	168 360 00 68	<b>613-252</b>	638 334 23 34*	<b>607-373</b>	MB176464*	<b>607-026</b>
FR01-25-60X*	<b>607-603</b>	G024-25-500*	<b>607-145</b>	GD17-22-510	<b>607-474</b>	168 360 03 68	<b>613-298</b>	638 334 23 34*	<b>617-030</b>	MB176864*	<b>607-026</b>
G001-22-530	<b>613-060</b>	G024-25-500A*	<b>607-350</b>	GD17-22-530	<b>613-328</b>	168 360 18 72*	<b>607-367</b>	639 350 00 37	<b>613-399</b>	MB176865*	<b>607-026</b>
G001-22-530A	<b>613-060</b>	G024-25-500B*	<b>607-350</b>	GD17-22-530	<b>613-425</b>	168 360 31 72	<b>655-466</b>	639 350 07 10*	<b>607-606</b>	MB176866*	<b>607-026</b>
G001-22-530B	<b>613-060</b>	G024-25-600*	<b>607-145</b>	GD19-22-510*	<b>607-643</b>	168 360 31 72	<b>655-988</b>	639 350 12 10*	<b>607-605</b>	MB176867*	<b>607-026</b>
G001-25-500*	<b>607-069</b>	G024-25-600A*	<b>607-350</b>	GD19-25-50XA*	<b>607-643</b>	168 360 31 72*	<b>607-367</b>			MB176872*	<b>607-104</b>
G001-25-500A*	<b>607-069</b>	G026-22-530	<b>613-230</b>	GD19-25-60XA*	<b>607-643</b>	168 360 33 72	<b>655-467</b>			MB178865*	<b>607-026</b>
G001-25-500B*	<b>607-069</b>	G033-22-530	<b>613-050</b>	GD23-22-510A	<b>607-472</b>	168 360 33 72	<b>655-989</b>			MB297148*	<b>607-026</b>
G001-25-500D*	<b>607-069</b>	G033-25-500*	<b>607-059</b>	GD36-22-610*	<b>607-525</b>	168 360 33 72*	<b>607-367</b>	<b>MERCURY</b>			
G001-25-600*	<b>607-069</b>	G033-25-500B*	<b>607-059</b>	GD36-25-60XA*	<b>607-525</b>	168 366 05 91	<b>613-298</b>			MB297337	<b>613-138</b>
G001-25-600A*	<b>607-069</b>	G033-25-600*	<b>607-059</b>	GD36-25-60XB*	<b>607-525</b>	168 366 09 91	<b>613-398</b>			MB297338	<b>613-138</b>
G001-25-600B*	<b>607-069</b>	G033-25-600D*	<b>607-059</b>	GD38-22-510A*	<b>607-525</b>	168 370 21 72	<b>655-466</b>	Velcon: 325641	<b>607-357</b>	MB297343*	<b>607-026</b>
G001-25-600E*	<b>607-069</b>	G043-25-500*	<b>607-059</b>	GD38-25-50XA*	<b>607-525</b>	168 370 22 72	<b>655-467</b>			MB297344*	<b>607-026</b>
G002-22-530	<b>613-193</b>	G043-25-500B*	<b>607-059</b>	GG29-25-500A*	<b>607-535</b>	169 360 03 68	<b>613-391</b>			MB297344*	<b>607-047</b>
G002-25-500*	<b>607-058</b>	G043-25-600*	<b>607-059</b>	GG29-25-50XA*	<b>607-535</b>	169 360 05 68	<b>613-398</b>			MB297345*	<b>607-026</b>
G002-25-500A*	<b>607-058</b>	G043-25-600D*	<b>607-059</b>	KK333-25-400*	<b>607-171</b>	169 360 06 68	<b>613-391</b>			MB297346*	<b>607-026</b>
G002-25-500B*	<b>607-058</b>	G053-25-500*	<b>607-291</b>	KK333-25-600*	<b>607-171</b>	169 360 11 72	<b>655-990</b>			MB297346*	<b>607-047</b>
G002-25-600*	<b>607-058</b>	G053-25-500B*	<b>607-291</b>	Y402-22-530	<b>613-294</b>	169 360 12 72	<b>655-991</b>			MB297347*	<b>607-026</b>
G002-25-600A*	<b>607-058</b>	G053-25-600*	<b>607-291</b>	Y402-25-500*	<b>607-429</b>	169 360 15 72*	<b>607-590</b>	31 60 6 779 991	<b>613-440</b>	MB297347*	<b>607-047</b>
G002-25-600B*	<b>607-058</b>	G053-25-600C*	<b>607-291</b>	Y402-25-600*	<b>607-429</b>	169 360 29 72*	<b>607-590</b>	31 60 6 779 991	<b>613-477</b>	MB297348*	<b>607-026</b>
G005-25-500*	<b>607-069</b>	G054-25-500A*	<b>607-328</b>			169 360 39 72*	<b>607-604</b>	31 60 7 514 479*	<b>607-454</b>	MB297348*	<b>607-047</b>
G005-25-600*	<b>607-069</b>	G054-25-600C*	<b>607-328</b>			169 360 40 72*	<b>607-604</b>	31 60 7 518 237	<b>655-944</b>	MB297353*	<b>607-026</b>
G006-25-500*	<b>607-058</b>	G063-22-530	<b>613-212</b>	<b>MAZDA LCV</b>		169 360 43 72*	<b>607-590</b>	31 60 7 518 237*	<b>607-480</b>	MB297372*	<b>607-048</b>
G006-25-600*	<b>607-058</b>	G063-25-500*	<b>607-291</b>			169 360 44 72*	<b>607-590</b>	31 60 7 518 238	<b>655-945</b>	MB297373*	<b>607-048</b>
G011-25-500*	<b>607-069</b>	G063-25-500A*	<b>607-291</b>			169 360 52 72	<b>655-997</b>	31 60 7 518 238*	<b>607-480</b>	MB297376*	<b>607-104</b>
G011-25-600*	<b>607-069</b>	G063-25-600*	<b>607-291</b>			169 360 60 72*	<b>607-604</b>	31 60 7 518 245	<b>613-333</b>	MB297377*	<b>607-104</b>
G012-22-510*	<b>607-042</b>	G063-25-600A*	<b>607-291</b>	M070-22-510*	<b>607-256</b>	169 360 71 72	<b>655-996</b>	31 60 7 518 259	<b>613-314</b>	MB297381	<b>613-139</b>
G012-22-530	<b>613-040</b>	G064-25-500*	<b>607-328</b>	M070-22-510A*	<b>607-256</b>	169 360 71 72*	<b>607-604</b>	31 60 7 518 259	<b>613-362</b>	MB297385*	<b>607-104</b>
G012-22-530A	<b>613-193</b>	G064-25-500A*	<b>607-328</b>	M070-22-530A	<b>613-189</b>	169 360 73 72*	<b>607-604</b>	31 60 7 518 261*	<b>607-520</b>	MB297438*	<b>607-064</b>
G012-22-530A	<b>613-051</b>	G064-25-600*	<b>607-328</b>	M070-25-500C*	<b>607-256</b>	169 360 80 72*	<b>607-604</b>	31 60 7 585 381*	<b>607-705</b>	MB297492*	<b>607-048</b>
G012-22-530A	<b>613-193</b>	G064-25-600A*	<b>607-328</b>	M070-25-500D*	<b>607-256</b>	169 360 83 72*	<b>607-590</b>	31 60 7 585 382*	<b>607-705</b>	MB297661*	<b>607-026</b>
G012-22-530B	<b>613-051</b>	G072-25-500*	<b>607-137</b>	M070-25-600A*	<b>607-256</b>	169 366 01 91	<b>613-391</b>	31 60 7 591 694	<b>613-440</b>	MB297662*	<b>607-026</b>
G012-25-500*	<b>607-058</b>	G072-25-600*	<b>607-137</b>	M070-25-600B*	<b>607-256</b>	201 350 18 10	<b>655-215</b>	31 60 7 591 694	<b>613-477</b>	MB297678*	<b>607-064</b>
G012-25-500A*	<b>607-058</b>	G560-22-510A*	<b>607-268</b>			638 334 23 34	<b>655-185</b>	31 60 7 596 059*	<b>607-705</b>	MB297689	<b>613-055</b>
G012-25-500B*	<b>607-058</b>	G560-25-500A*	<b>607-268</b>			638 334 23 34*	<b>607-373</b>	31 60 7 596 060*	<b>607-705</b>	MB297689	<b>613-139</b>
G012-25-600*	<b>607-058</b>	G560-25-600A*	<b>607-268</b>			639 350 00 37	<b>617-030</b>	31 60 7 609 211*	<b>607-705</b>	MB297696*	<b>607-064</b>
G012-25-600C*	<b>607-058</b>	G564-22-510A*	<b>607-291</b>	<b>MERCEDES BENZ</b>		639 350 07 10	<b>613-399</b>	31 60 7 609 212*	<b>607-705</b>	MB297699*	<b>607-064</b>
G013-22-530	<b>613-112</b>	G564-22-610A*	<b>607-291</b>			639 350 07 10	<b>607-606</b>	31 60 4 853 485*	<b>607-664</b>	MB297815*	<b>607-104</b>
G013-25-500*	<b>607-059</b>	G564-2-510A*	<b>607-291</b>			639 350 12 10	<b>607-605</b>	31 60 4 853 486*	<b>607-664</b>	MB297818*	<b>607-104</b>
G013-25-500*	<b>607-135</b>	G564-25-500*	<b>607-291</b>	000 330 00 36	<b>607-298</b>			31 60 7 589 767*	<b>607-664</b>	MB297871*	<b>607-148</b>
G013-25-600*	<b>607-059</b>	G564-25-600*	<b>607-291</b>	000 330 14 85	<b>614-015</b>			31 60 7 589 768*	<b>607-664</b>	MB297872*	<b>607-148</b>
G013-25-600*	<b>607-135</b>	G568-22-510A*	<b>607-268</b>	000 330 15 85	<b>607-298</b>					MB297874*	<b>607-026</b>
G021-22-530A	<b>613-060</b>	G568-22-510B*	<b>607-268</b>	000 330 16 85	<b>613-219</b>	<b>MERCEDES BENZ LCV, TRUCK</b>				MB297991*	<b>607-147</b>
G021-22-530B	<b>613-060</b>	G568-22-530	<b>613-197</b>	000 330 19 85	<b>613-256</b>					MB297992*	<b>607-147</b>
G021-25-500*	<b>607-069</b>	G568-25-500*	<b>607-268</b>	000 330 20 85	<b>614-027</b>					MB297999*	<b>607-026</b>
G021-25-500A*	<b>607-069</b>	G568-25-500A*	<b>607-268</b>	107 350 04 10	<b>655-092</b>	000 330 00 36	<b>607-298</b>			MB397343*	<b>607-047</b>
G021-25-600*	<b>607-069</b>	G568-25-600*	<b>607-268</b>	107 350 27 10	<b>655-092</b>	000 330 14 85	<b>614-015</b>			MB397345*	<b>607-047</b>
G021-25-600A*	<b>607-069</b>	G568-25-600A*	<b>607-268</b>	107 350 28 10	<b>655-092</b>	000 330 15 85	<b>607-298</b>			MB525577*	<b>607-026</b>
G021-25-600C*	<b>607-069</b>	G568-25-600B*	<b>607-268</b>	107 350 33 10	<b>655-092</b>	000 330 16 85	<b>613-219</b>	3815A009*	<b>607-615</b>	MB525577*	<b>607-161</b>
G022-25-500*	<b>607-058</b>	G570-22-510A*	<b>607-291</b>	107 350 43 10	<b>655-092</b>	000 330 19 85	<b>613-256</b>	3815A010*	<b>607-615</b>	MB526063*	<b>607-026</b>
G022-25-500A*	<b>607-058</b>	G570-22-530	<b>613-212</b>	124 350 29 10	<b>655-676</b>	000 330 20 85	<b>614-027</b>	3815A012	<b>613-354</b>	MB526063*	<b>607-026</b>
								3815A015	<b>613-409</b>	MB526063*	<b>607-047</b>



\* =OE Semiasse/ Driveshaft/ Trasmissione/ Achswelle/ Semieje  
 # =OE Giunto senza KIT/ CVJ w/o KIT/ Joint sans Kit/ Gelenk Ohne Satz/ Junta sin Kit

Ad. OE	CIFAM ref.	Ad. OE	CIFAM ref.	Ad. OE	CIFAM ref.	Ad. OE	CIFAM ref.	Ad. OE	CIFAM ref.	Ad. OE	CIFAM ref.
<b>MITSUBISHI</b>		MB526853*	<b>607-026</b>	MR222684	<b>613-233</b>	39100-0M005*	<b>607-163</b>	39100-60A10*	<b>607-136</b>	39101-01B00*	<b>607-129</b>
		MB526853*	<b>607-047</b>	MR263171	<b>613-414</b>	39100-0M301*	<b>607-248</b>	39100-60Y00*	<b>607-248</b>	39101-01B05*	<b>607-129</b>
		MB526854*	<b>607-026</b>	MR331193*	<b>607-628</b>	39100-0M900*	<b>607-248</b>	39100-60Y05*	<b>607-248</b>	39101-01B15*	<b>607-129</b>
		MB526854*	<b>607-047</b>	MR331194*	<b>607-628</b>	39100-0M905*	<b>607-248</b>	39100-60Y10*	<b>607-275</b>	39101-01E02*	<b>607-098</b>
MB526064*	<b>607-026</b>	MB526859*	<b>607-161</b>	MR336589	<b>613-410</b>	39100-10E02*	<b>607-249</b>	39100-60Y15*	<b>607-275</b>	39101-02A00*	<b>607-085</b>
MB526064*	<b>607-047</b>	MB526862	<b>613-025</b>	MR377575*	<b>607-628</b>	39100-11A00*	<b>607-100</b>	39100-61E00*	<b>607-312</b>	39101-02E02*	<b>607-098</b>
MB526066*	<b>607-026</b>	MB526865*	<b>607-026</b>	MR377576*	<b>607-628</b>	39100-11A10*	<b>607-100</b>	39100-61Y06*	<b>607-248</b>	39101-03A00*	<b>607-085</b>
MB526066*	<b>607-047</b>	MB526866*	<b>607-026</b>	MR377715*	<b>607-662</b>	39100-11A20*	<b>607-100</b>	39100-61Y16*	<b>607-275</b>	39101-05E02*	<b>607-249</b>
MB526067*	<b>607-026</b>	MB526867*	<b>607-161</b>	MR580553*	<b>607-639</b>	39100-11M00*	<b>607-028</b>	39100-62E00*	<b>607-312</b>	39101-0M005*	<b>607-163</b>
MB526067*	<b>607-047</b>	MB526868*	<b>607-161</b>	MR580554*	<b>607-639</b>	39100-11M05*	<b>607-028</b>	39100-62Y00*	<b>607-275</b>	39101-0M301*	<b>607-248</b>
MB526117*	<b>607-026</b>	MB526869*	<b>607-161</b>	MR582021*	<b>607-507</b>	39100-12A00*	<b>607-100</b>	39100-62Y05*	<b>607-248</b>	39101-0M900*	<b>607-248</b>
MB526118*	<b>607-026</b>	MB526873*	<b>607-026</b>	MR582022*	<b>607-507</b>	39100-12A10*	<b>607-100</b>	39100-62Y10*	<b>607-275</b>	39101-0M905*	<b>607-248</b>
MB526338	<b>613-025</b>	MB526897*	<b>607-026</b>	MR910297*	<b>607-668</b>	39100-12A20*	<b>607-100</b>	39100-62Y15*	<b>607-275</b>	39101-10A01*	<b>607-100</b>
MB526350*	<b>607-048</b>	MB526898*	<b>607-026</b>	MR910298*	<b>607-668</b>	39100-13A00*	<b>607-100</b>	39100-63Y00*	<b>607-248</b>	39101-10E02*	<b>607-249</b>
MB526353*	<b>607-048</b>	MB526905	<b>613-126</b>	MR910890*	<b>607-662</b>	39100-13A01*	<b>607-100</b>	39100-63Y01*	<b>607-248</b>	39101-11A00*	<b>607-100</b>
MB526377*	<b>607-048</b>	MB526907	<b>613-139</b>	MR911361	<b>613-438</b>	39100-13A10*	<b>607-100</b>	39100-63Y10*	<b>607-275</b>	39101-11A10*	<b>607-100</b>
MB526378	<b>613-046</b>	MB526908*	<b>607-148</b>	MR980747*	<b>607-507</b>	39100-13A20*	<b>607-100</b>	39100-63Y11*	<b>607-275</b>	39101-11A20*	<b>607-100</b>
MB526400	<b>613-107</b>	MB526909*	<b>607-148</b>	MR980748*	<b>607-507</b>	39100-15A05*	<b>607-100</b>	39100-64E05*	<b>607-312</b>	39101-11M00*	<b>607-028</b>
MB526402*	<b>607-199</b>	MB526911*	<b>607-191</b>	MZ690390	<b>613-422</b>	39100-16E00*	<b>607-249</b>	39100-64Y00*	<b>607-315</b>	39101-11M05*	<b>607-028</b>
MB526403*	<b>607-199</b>	MB526914*	<b>607-329</b>	XB620168	<b>613-125</b>	39100-16E02*	<b>607-249</b>	39100-64Y05*	<b>607-315</b>	39101-12A00*	<b>607-100</b>
MB526437*	<b>607-329</b>	MB526972*	<b>607-147</b>	XB620240	<b>613-155</b>	39100-16R05*	<b>607-100</b>	39100-64Y10*	<b>607-321</b>	39101-12A10*	<b>607-100</b>
MB526438*	<b>607-329</b>	MB526973*	<b>607-147</b>			39100-1C100*	<b>607-312</b>	39100-64Y15*	<b>607-321</b>	39101-12A20*	<b>607-100</b>
MB526443*	<b>607-026</b>	MB526999*	<b>607-026</b>			39100-24B00*	<b>607-187</b>	39100-65A00*	<b>607-136</b>	39101-13A00*	<b>607-100</b>
MB526444*	<b>607-026</b>	MB620034*	<b>607-329</b>	<b>MOSKVICH</b>		39100-24B10*	<b>607-187</b>	39100-65A10*	<b>607-136</b>	39101-13A01*	<b>607-100</b>
MB526453*	<b>607-026</b>	MB620050	<b>613-025</b>			39100-26E00*	<b>607-249</b>	39100-65J00*	<b>607-312</b>	39100-65J00*	<b>607-312</b>
MB526453*	<b>607-048</b>	MB620060	<b>613-139</b>			39100-2F000	<b>655-783</b>	39100-70N00	<b>655-618</b>	39101-13A20*	<b>607-100</b>
MB526454*	<b>607-026</b>	MB620166*	<b>607-047</b>			39100-2J205*	<b>607-312</b>	39100-70N00*	<b>607-312</b>	39101-16E00*	<b>607-249</b>
MB526454*	<b>607-048</b>	MB620170*	<b>607-047</b>	2141-2215086	<b>614-014</b>	39100-41B00*	<b>607-196</b>	39100-70N05*	<b>607-312</b>	39101-16E02*	<b>607-249</b>
MB526455*	<b>607-104</b>	MB620178*	<b>607-130</b>			39100-41B05*	<b>607-196</b>	39100-71J00	<b>655-774</b>	39101-16R05*	<b>607-100</b>
MB526456*	<b>607-104</b>	MB620770*	<b>607-026</b>			39100-41F100*	<b>607-196</b>	39100-71J00*	<b>607-172</b>	39101-24B00*	<b>607-187</b>
MB526464*	<b>607-048</b>	MB620957*	<b>607-329</b>			39100-41F400*	<b>607-196</b>	39100-71J10	<b>655-719</b>	39101-24B10*	<b>607-187</b>
MB526464*	<b>607-104</b>	MB837261*	<b>607-329</b>	<b>NISSAN</b>		39100-44B00*	<b>607-193</b>	39100-71J10*	<b>607-173</b>	39101-26E00*	<b>607-249</b>
MB526473*	<b>607-064</b>	MB837262*	<b>607-329</b>			39100-44B02*	<b>607-193</b>	39100-71N04*	<b>607-312</b>	39100-71N04*	<b>607-312</b>
MB526531*	<b>607-026</b>	MB837263*	<b>607-329</b>			39100-44B10*	<b>607-193</b>	39100-71N05*	<b>607-312</b>	39101-2F001	<b>655-782</b>
MB526533*	<b>607-048</b>	MB837264*	<b>607-329</b>	30205-13A25*	<b>607-085</b>	39100-44B12*	<b>607-193</b>	39100-72J10*	<b>607-165</b>	39101-2J205*	<b>607-312</b>
MB526544*	<b>607-191</b>	MB837265*	<b>607-329</b>	326461*	<b>607-265</b>	39100-45B00*	<b>607-196</b>	39100-72J20*	<b>607-164</b>	39101-41B00*	<b>607-196</b>
MB526547*	<b>607-026</b>	MB837426*	<b>607-404</b>	326462*	<b>607-265</b>	39100-4F100	<b>655-551</b>	39100-73J00	<b>655-618</b>	39101-41B05*	<b>607-196</b>
MB526548*	<b>607-026</b>	MB837641*	<b>607-329</b>	326582*	<b>607-265</b>	39100-4F100*	<b>607-196</b>	39100-73J00*	<b>607-164</b>	39101-41F100*	<b>607-196</b>
MB526551*	<b>607-191</b>	MB837642*	<b>607-329</b>	335712*	<b>607-276</b>	39100-4F400	<b>655-549</b>	39100-73J20	<b>655-620</b>	39101-41F400*	<b>607-196</b>
MB526553*	<b>607-191</b>	MB886230*	<b>607-329</b>	39100-01A00*	<b>607-085</b>	39100-4F400*	<b>607-194</b>	39100-73J20*	<b>607-165</b>	39101-44B00*	<b>607-193</b>
MB526558*	<b>607-161</b>	MB896525*	<b>607-332</b>	39100-01A01*	<b>607-085</b>	39100-50A00*	<b>607-060</b>	39100-73N00*	<b>607-323</b>	39101-44B02*	<b>607-193</b>
MB526581*	<b>607-026</b>	MB896526*	<b>607-332</b>	39100-01B01*	<b>607-129</b>	39100-50A10*	<b>607-060</b>	39100-74N00*	<b>607-312</b>	39101-44B10*	<b>607-193</b>
MB526581*	<b>607-047</b>	MB936182	<b>613-025</b>	39100-01B02*	<b>607-129</b>	39100-50R00*	<b>607-312</b>	39100-77A00*	<b>607-060</b>	39101-44B12*	<b>607-193</b>
MB526582*	<b>607-026</b>	MB936359*	<b>607-329</b>	39100-01B05*	<b>607-129</b>	39100-50R10*	<b>607-312</b>	39100-80E00*	<b>607-312</b>	39101-45B00*	<b>607-196</b>
MB526582*	<b>607-047</b>	MB936778*	<b>607-329</b>	39100-01B11*	<b>607-129</b>	39100-50Y00*	<b>607-163</b>	39100-80E05*	<b>607-312</b>	39101-4F100	<b>655-550</b>
MB526583*	<b>607-047</b>	MB936779*	<b>607-329</b>	39100-01B15*	<b>607-129</b>	39100-50Y10*	<b>607-293</b>	39100-85E00*	<b>607-249</b>	39101-4F100*	<b>607-196</b>
MB526613*	<b>607-161</b>	MB937996*	<b>607-332</b>	39100-01B60*	<b>607-129</b>	39100-51Y00*	<b>607-163</b>	39100-85E10*	<b>607-249</b>	39101-4F400*	<b>607-194</b>
MB526614*	<b>607-161</b>	MR111060*	<b>607-329</b>	39100-01E02*	<b>607-098</b>	39100-51Y10*	<b>607-293</b>	39100-D4600*	<b>607-312</b>	39101-4F401	<b>655-548</b>
MB526666*	<b>607-048</b>	MR111061*	<b>607-329</b>	39100-02A00*	<b>607-085</b>	39100-52Y00*	<b>607-163</b>	39100-D5600*	<b>607-249</b>	39101-50A00*	<b>607-060</b>
MB526776	<b>613-139</b>	MR111854*	<b>607-332</b>	39100-02E02*	<b>607-098</b>	39100-52Y10*	<b>607-293</b>	39100-D5610*	<b>607-249</b>	39101-50A10*	<b>607-060</b>
MB526829*	<b>607-048</b>	MR165842*	<b>607-329</b>	39100-03A01*	<b>607-085</b>	39100-53Y00*	<b>607-163</b>	39100-M7270*	<b>607-027</b>	39101-50R00*	<b>607-312</b>
MB526829*	<b>607-104</b>	MR196069	<b>613-231</b>	39100-05E02*	<b>607-249</b>	39100-53Y10*	<b>607-293</b>	39101-01A00*	<b>607-085</b>	39101-50R10*	<b>607-312</b>
MB526831*	<b>607-064</b>	MR222635	<b>613-127</b>	39100-0M000*	<b>607-163</b>	39100-55A00*	<b>607-088</b>	39101-01A01*	<b>607-085</b>	39101-50Y00*	<b>607-163</b>

NISSAN											
		39101-75N00*	<b>607-312</b>	39211-JG72B#	<b>607-698</b>	39241-72J25	<b>613-241</b>	39241-BU125	<b>613-377</b>	1603270	<b>607-613</b>
		39101-77A00*	<b>607-060</b>	39211-JG74B#	<b>607-698</b>	39241-73J25	<b>613-141</b>	39241-BU126	<b>613-377</b>	1603273	<b>607-504</b>
		39101-80E00*	<b>607-312</b>	39240-F4125	<b>613-180</b>	39241-73J25	<b>613-241</b>	39241-BU185	<b>613-377</b>	1603274	<b>607-505</b>
		39101-80E05*	<b>607-312</b>	39240-F4125	<b>613-195</b>	39241-9E025	<b>613-465</b>	39241-BU186	<b>613-377</b>	1603275	<b>607-506</b>
39101-50Y01*	<b>607-163</b>	39101-85E00*	<b>607-249</b>	39241-01A25	<b>613-075</b>	39241-9E025	<b>613-472</b>	40088-00QAE	<b>613-484</b>	1603276	<b>613-349</b>
39101-50Y10*	<b>607-293</b>	39101-85E10*	<b>607-249</b>	39241-01A88	<b>613-086</b>	39241-AW325	<b>613-307</b>	40088-00QAE	<b>613-486</b>	1603277	<b>613-312</b>
39101-50Y11*	<b>607-293</b>	39101-D4600*	<b>607-312</b>	39241-01A89	<b>613-086</b>	39241-AY125	<b>613-304</b>			1603277	<b>613-350</b>
39101-51Y00*	<b>607-163</b>	39101-D5600*	<b>607-249</b>	39241-01B25	<b>613-106</b>	39241-BM525	<b>613-330</b>			1603277	<b>613-463</b>
39101-51Y10*	<b>607-293</b>	39101-D5610*	<b>607-249</b>	39241-01B26	<b>613-106</b>	39241-BM526	<b>613-305</b>			1603278	<b>613-351</b>
39101-52Y00*	<b>607-163</b>	39101-M7270*	<b>607-027</b>	39241-01B27	<b>613-106</b>	39241-BM526	<b>613-443</b>	<b>OLDSMOBILE</b>		1603278	<b>613-353</b>
39101-52Y10*	<b>607-293</b>	39112-M7225*	<b>607-027</b>	39241-01E25	<b>613-085</b>	39241-BM529	<b>613-417</b>			1603278	<b>613-407</b>
39101-53Y00*	<b>607-163</b>	39113-M7275*	<b>607-027</b>	39241-01E29	<b>613-182</b>	39241-BM725	<b>613-329</b>			1603291	<b>607-599</b>
39101-53Y10*	<b>607-293</b>	39202-13A25*	<b>607-085</b>	39241-01E29	<b>613-201</b>	39241-BM725	<b>613-355</b>	7837075	<b>607-235</b>	1603402	<b>613-394</b>
39101-55A00*	<b>607-088</b>	39204-01B28*	<b>607-129</b>	39241-01M29	<b>613-150</b>	39241-BM725	<b>613-467</b>	7842037	<b>607-235</b>	1603403	<b>607-594</b>
39101-60A10*	<b>607-136</b>	39205-11A25*	<b>607-100</b>	39241-03A25	<b>613-078</b>	39241-BM726	<b>613-355</b>	7843919	<b>607-235</b>	1603405	<b>607-592</b>
39101-60Y00*	<b>607-248</b>	39210-A03G0*	<b>607-043</b>	39241-05U25	<b>613-140</b>	39241-BU125	<b>613-356</b>	7845024	<b>607-235</b>	1603406	<b>613-392</b>
39101-60Y05*	<b>607-248</b>	39210-F4125*	<b>607-246</b>	39241-05U85	<b>613-140</b>	39241-BU126	<b>613-418</b>	Velcon: 326542	<b>607-355</b>	1603406	<b>607-592</b>
39101-60Y10*	<b>607-275</b>	39210-X08R0*	<b>607-305</b>	39241-0M625	<b>613-182</b>	39241-BU186	<b>613-331</b>			1603411#	<b>607-593</b>
39101-60Y15*	<b>607-275</b>	39210-Y02G0*	<b>607-265</b>	39241-0M625	<b>613-201</b>	39301-10A01*	<b>607-100</b>			1603412	<b>613-393</b>
39101-61E00*	<b>607-312</b>	39211-24B00#	<b>607-187</b>	39241-10E25	<b>613-229</b>	39301-11A00*	<b>607-100</b>			1603452	<b>607-690</b>
39101-61Y07*	<b>607-248</b>	39211-2F025#	<b>607-348</b>	39241-10E26	<b>613-183</b>	39301-12A00*	<b>607-100</b>	<b>OPEL</b>		1604008	<b>613-223</b>
39101-61Y17*	<b>607-275</b>	39211-2F225#	<b>607-349</b>	39241-10E26	<b>613-229</b>	39301-13A00*	<b>607-100</b>			1604008	<b>613-466</b>
39101-62E00*	<b>607-312</b>	39211-2Y070#	<b>607-600</b>	39241-10E27	<b>613-183</b>	39301-13A01*	<b>607-100</b>			1604252	<b>614-015</b>
39101-62Y00*	<b>607-275</b>	39211-32R00#	<b>607-312</b>	39241-10E27	<b>613-229</b>	40010-M7226*	<b>607-027</b>	07837456*	<b>607-029</b>	24430493	<b>655-483</b>
39101-62Y05*	<b>607-248</b>	39211-4F125#	<b>607-196</b>	39241-10E87	<b>613-229</b>	40011-M5626*	<b>607-027</b>	07837457*	<b>607-029</b>	24430495	<b>655-484</b>
39101-62Y10*	<b>607-275</b>	39211-4F126#	<b>607-197</b>	39241-10E88	<b>613-183</b>	40088-MO229	<b>613-026</b>	07839615*	<b>607-029</b>	24462241	<b>655-853</b>
39101-62Y15*	<b>607-275</b>	39211-4F425#	<b>607-194</b>	39241-10E88	<b>613-229</b>	C9241-JA11A	<b>613-471</b>	13124675	<b>655-913</b>	26029827	<b>655-280</b>
39101-62Y16*	<b>607-275</b>	39211-50A00#	<b>607-087</b>	39241-11M25	<b>613-027</b>			13124676	<b>655-891</b>	26029828	<b>655-279</b>
39101-63Y00*	<b>607-248</b>	39211-50Y00#	<b>607-163</b>	39241-17R00	<b>613-113</b>			13136379	<b>655-852</b>	26032411	<b>607-116</b>
39101-63Y01*	<b>607-248</b>	39211-50Y10#	<b>607-293</b>	39241-17R25	<b>613-113</b>	<b>NISSAN LCV</b>		13136382	<b>655-855</b>	26060700	<b>607-290</b>
39101-63Y11*	<b>607-275</b>	39211-55A00#	<b>607-088</b>	39241-17R26	<b>613-113</b>			13150502	<b>655-1019</b>	13150502	<b>655-1019</b>
39101-63Y15*	<b>607-275</b>	39211-5M300#	<b>607-692</b>	39241-17R27	<b>613-113</b>			13150503	<b>655-1020</b>	26076859	<b>655-481</b>
39101-64Y00*	<b>607-315</b>	39211-5M426#	<b>607-635</b>	39241-17R29	<b>613-113</b>			13191326	<b>655-854</b>	26076878	<b>655-766</b>
39101-64Y05*	<b>607-315</b>	39211-5M427#	<b>607-477</b>	39241-4F125	<b>613-159</b>	39100-60Y10*	<b>607-275</b>	13191328	<b>655-856</b>	26076879	<b>655-765</b>
39101-64Y10*	<b>607-321</b>	39211-60Y00#	<b>607-248</b>	39241-4F126	<b>613-160</b>	39100-60Y15*	<b>607-275</b>	13291734	<b>613-223</b>	26076882	<b>655-766</b>
39101-64Y15*	<b>607-321</b>	39211-60Y10#	<b>607-275</b>	39241-4F425	<b>613-156</b>	39100-61Y16*	<b>607-275</b>	13296183	<b>607-693</b>	26076883	<b>655-765</b>
39101-65A00*	<b>607-136</b>	39211-64Y00#	<b>607-315</b>	39241-4F425	<b>613-157</b>	39100-62Y00*	<b>607-275</b>	13296185	<b>607-690</b>	26076892	<b>655-767</b>
39101-65A10*	<b>607-136</b>	39211-64Y10#	<b>607-321</b>	39241-50A25	<b>613-077</b>	39100-62Y10*	<b>607-275</b>	13296187	<b>607-506</b>	26086195	<b>655-482</b>
39101-65J00*	<b>607-312</b>	39211-65J00#	<b>607-312</b>	39241-50A87	<b>613-140</b>	39100-62Y15*	<b>607-275</b>	1603005	<b>613-211</b>	26092313	<b>655-768</b>
39101-65J05*	<b>607-312</b>	39211-71J25#	<b>607-172</b>	39241-50A90	<b>613-140</b>	39100-63Y10*	<b>607-275</b>	1603005	<b>613-275</b>	26094867	<b>655-769</b>
39101-70J00	<b>655-717</b>	39211-71J26#	<b>607-173</b>	39241-50A91	<b>613-140</b>	39100-63Y11*	<b>607-275</b>	1603012	<b>613-222</b>	26095017	<b>655-770</b>
39101-70J00*	<b>607-172</b>	39211-71J27#	<b>607-172</b>	39241-50A92	<b>613-140</b>	39101-00Q0D	<b>655-1067</b>	1603188	<b>613-009</b>	26119529	<b>655-1018</b>
39101-70J10	<b>655-718</b>	39211-72J25#	<b>607-165</b>	39241-50A92	<b>613-213</b>	39101-00Q2E	<b>655-1037</b>	1603197	<b>613-012</b>	26119530	<b>655-1017</b>
39101-70J10*	<b>607-173</b>	39211-73J25#	<b>607-164</b>	39241-53J26	<b>613-228</b>	39101-60Y10*	<b>607-275</b>	1603197	<b>613-288</b>	26119537	<b>607-594</b>
39101-70N00	<b>655-617</b>	39211-AU325#	<b>607-508</b>	39241-5M325	<b>613-465</b>	39101-60Y15*	<b>607-275</b>	1603203	<b>613-008</b>	374002	<b>607-287</b>
39101-70N00*	<b>607-312</b>	39211-AV625#	<b>607-509</b>	39241-5M325	<b>613-472</b>	39101-61Y17*	<b>607-275</b>	1603204	<b>613-011</b>	374003	<b>607-289</b>
39101-70N05*	<b>607-312</b>	39211-AW325#	<b>607-445</b>	39241-5V125	<b>613-396</b>	39101-62Y00*	<b>607-275</b>	1603204	<b>613-012</b>	374013	<b>617-008</b>
39101-71N01	<b>655-717</b>	39211-AY125#	<b>607-442</b>	39241-5V127	<b>613-396</b>	39101-62Y10*	<b>607-275</b>	1603231	<b>613-010</b>	374015	<b>607-052</b>
39101-72N00*	<b>607-312</b>	39211-AY625#	<b>607-443</b>	39241-64J25	<b>613-227</b>	39101-62Y15*	<b>607-275</b>	1603232	<b>613-351</b>	374018	<b>614-008</b>
39101-73J00	<b>655-617</b>	39211-BC50J#	<b>607-634</b>	39241-64J26	<b>613-227</b>	39101-62Y16*	<b>607-275</b>	1603232	<b>613-353</b>	374018	<b>614-010</b>
39101-73J00*	<b>607-164</b>	39211-BC625#	<b>607-667</b>	39241-64J27	<b>613-227</b>	39101-63Y11*	<b>607-275</b>	1603233	<b>607-420</b>	374018	<b>614-024</b>
39101-73J05	<b>655-617</b>	39211-BM526#	<b>607-647</b>	39241-64J28	<b>613-182</b>	39101-63Y15*	<b>607-275</b>	1603234	<b>607-506A</b>	374027	<b>617-008</b>
39101-73J20	<b>655-619</b>	39211-BM527#	<b>607-476</b>	39241-64J28	<b>613-201</b>	39211-60Y10#	<b>607-275</b>	1603249	<b>613-303</b>	374042	<b>655-477</b>
39101-73J20*	<b>607-165</b>	39211-BM726#	<b>607-475</b>	39241-64J29	<b>613-182</b>	39241-01E29	<b>613-201</b>	1603251#	<b>607-439</b>	374046	<b>655-477</b>
39101-73N00*	<b>607-323</b>	39211-BM727#	<b>607-694</b>	39241-64J29	<b>613-201</b>	39241-0M625	<b>613-201</b>	1603259	<b>613-312</b>	374049	<b>607-008</b>
39101-73N01*	<b>607-323</b>	39211-BU125#	<b>607-509</b>	39241-71J25	<b>613-143</b>	39241-64J28	<b>613-201</b>	1603259	<b>613-463</b>	374050	<b>613-011</b>
39101-74N00*	<b>607-312</b>	39211-JD72B#	<b>607-698</b>	39241-71J25	<b>613-242</b>	39241-64J29	<b>613-201</b>	1603261	<b>607-452</b>	374061	<b>607-008</b>

CROSS REFERENCES LIST

Ad. OE	CIFAM ref.	Ad. OE	CIFAM ref.	Ad. OE	CIFAM ref.	Ad. OE	CIFAM ref.	Ad. OE	CIFAM ref.	Ad. OE	CIFAM ref.
<b>OPEL</b>		374322	<b>655-555</b>	4710013	<b>607-724</b>	90539771	<b>655-721</b>	374078	<b>607-029</b>	93850891	<b>655-850</b>
		374323	<b>655-350</b>	4710017	<b>607-724</b>	90539783	<b>655-722</b>	374092	<b>607-029</b>	93852699	<b>655-196</b>
		374324	<b>655-351</b>	4710021	<b>607-723</b>	9117408	<b>655-555</b>	374094	<b>613-007</b>		
		374327	<b>655-721</b>	4710837	<b>613-522</b>	9117409	<b>655-350</b>	374094	<b>613-028</b>		
374066	<b>607-007</b>	374328	<b>655-722</b>	4710952	<b>613-523</b>	9117410	<b>655-351</b>	374101	<b>613-007</b>		
374068	<b>607-390</b>	374346	<b>607-290</b>	4711022	<b>607-723</b>	9117413	<b>655-721</b>	374212	<b>613-009</b>	<b>PEUGEOT</b>	
374077	<b>655-621</b>	374351	<b>607-412</b>	4804569*	<b>607-666</b>	9117414	<b>655-722</b>	374218	<b>607-116</b>		
374077*	<b>607-029</b>	374368	<b>607-400</b>	4804570*	<b>607-666</b>	9186552*	<b>607-420</b>	374262	<b>607-289A</b>		
374078	<b>655-622</b>	374370	<b>655-766</b>	4804592	<b>607-666</b>	9186553*	<b>607-420</b>	374368	<b>607-400</b>	3272.00	<b>655-006</b>
374078*	<b>607-029</b>	374371	<b>655-765</b>	4804593	<b>613-442</b>	93173410	<b>607-506A</b>	374370	<b>655-766</b>	3272.00*	<b>607-063</b>
374091	<b>617-026</b>	374372	<b>655-766</b>	7837456	<b>655-621</b>	93180022	<b>613-463</b>	374372	<b>655-766</b>	3272.01	<b>655-021</b>
374092*	<b>607-029</b>	374373	<b>655-765</b>	7837457	<b>655-622</b>	93182542	<b>613-312</b>	374377	<b>607-437</b>	3272.02	<b>655-101</b>
374094	<b>613-007</b>	374375	<b>655-767</b>	7839612	<b>613-028</b>	93182542	<b>613-463</b>	374403	<b>607-451</b>	3272.02*	<b>607-177</b>
374094	<b>613-028</b>	374377#	<b>607-437</b>	7839614	<b>617-026</b>	93182571	<b>607-613</b>	4401720	<b>607-713</b>	3272.06*	<b>607-259</b>
374099	<b>617-006</b>	374387*	<b>607-618</b>	90095159	<b>617-008</b>	93187468	<b>607-452</b>	4401720	<b>655-411</b>	3272.09	<b>655-556</b>
374100	<b>617-006</b>	374403*	<b>607-451</b>	90125875	<b>607-008</b>	93190188	<b>613-392</b>	4401720*	<b>607-453</b>	3272.09*	<b>607-177</b>
374101	<b>613-007</b>	374410*	<b>607-618</b>	90142329	<b>617-006</b>	93190188	<b>607-592</b>	4401721	<b>655-409</b>	3272.0C	<b>655-558</b>
374126	<b>607-052</b>	374413	<b>655-768</b>	90147008	<b>607-008</b>	93190193#	<b>607-593</b>	4401946	<b>655-1027</b>	3272.0E*	<b>607-571</b>
374137	<b>655-624</b>	374423	<b>607-391</b>	90157131	<b>607-007</b>	93190194	<b>613-393</b>	4403476	<b>613-313</b>	3272.0F	<b>655-166</b>
374144	<b>655-272</b>	374466	<b>655-769</b>	90199039	<b>617-006</b>	96391553	<b>613-442</b>	4403476	<b>613-484</b>	3272.0G	<b>655-166</b>
374145	<b>655-271</b>	374468	<b>655-770</b>	90235271	<b>607-052</b>			4403476	<b>613-485</b>	3272.10	<b>655-058</b>
374147	<b>607-057</b>	374471*	<b>607-420</b>	90297728	<b>617-016</b>			4403476	<b>613-486</b>	3272.10*	<b>607-177</b>
374175	<b>607-056</b>	374472*	<b>607-420</b>	90304775	<b>607-057</b>			4409208	<b>655-378</b>	3272.11	<b>655-058</b>
374176	<b>607-051</b>	374473*	<b>607-420</b>	90334947	<b>607-056</b>	<b>OPEL LCV</b>		4409210	<b>655-196</b>	3272.11*	<b>607-177</b>
374178	<b>655-275</b>	374474*	<b>607-420</b>	90334948	<b>607-051</b>			4413397*	<b>607-549</b>	3272.12	<b>655-058</b>
374178	<b>655-276</b>	374543	<b>655-913</b>	90345303	<b>607-118</b>			4414516	<b>655-378</b>	3272.12*	<b>607-177</b>
374178	<b>655-623</b>	374544	<b>655-891</b>	90348317	<b>655-624</b>	1603005	<b>613-275</b>	4414517	<b>655-196</b>	3272.15	<b>655-017</b>
374183	<b>655-271</b>	374545	<b>655-852</b>	90348324	<b>655-271</b>	1603012	<b>613-222</b>	4415354	<b>655-1030</b>	3272.16	<b>655-017</b>
374183	<b>655-273</b>	374547	<b>655-855</b>	90348325	<b>655-272</b>	1603188	<b>613-009</b>	4415628	<b>655-1029</b>	3272.19	<b>655-017</b>
374184	<b>655-272</b>	374548	<b>655-853</b>	90350824	<b>655-271</b>	1603197	<b>613-012</b>	4416436*	<b>607-712</b>	3272.1K	<b>655-014</b>
374184	<b>655-274</b>	374591	<b>655-856</b>	90350824	<b>655-273</b>	1603204	<b>613-012</b>	4416436*	<b>607-714</b>	3272.1P	<b>655-735</b>
374185	<b>655-361</b>	374601	<b>655-854</b>	90350865	<b>655-276</b>	1603231	<b>613-010</b>	4417083	<b>655-1037</b>	3272.1Q	<b>655-492</b>
374188	<b>655-275</b>	374632	<b>655-1018</b>	90350865	<b>655-623</b>	1603232	<b>613-351</b>	4417084	<b>655-1067</b>	3272.1X	<b>655-732</b>
374188	<b>655-624</b>	374633	<b>655-1017</b>	90350905	<b>655-275</b>	1603232	<b>613-377</b>	4417909*	<b>607-733</b>	3272.1X*	<b>607-455</b>
374190	<b>613-008</b>	374646	<b>607-693</b>	90350907	<b>655-272</b>	1603234	<b>607-506</b>	4417910*	<b>607-733</b>	3272.20*	<b>607-063</b>
374210	<b>655-276</b>	374671	<b>607-504</b>	90350907	<b>655-274</b>	1603259	<b>613-312</b>	4417911*	<b>607-733</b>	3272.21	<b>655-025</b>
374211	<b>655-275</b>	374672	<b>607-505</b>	90350910	<b>655-361</b>	1603261	<b>607-452</b>	4418899*	<b>607-733</b>	3272.22	<b>655-027</b>
374212	<b>613-009</b>	374790	<b>655-1014</b>	90444327	<b>655-275</b>	1603273	<b>607-504</b>	4430547*	<b>607-549</b>	3272.2P	<b>655-735</b>
374213	<b>607-118</b>	374791	<b>655-1013</b>	90444328	<b>655-276</b>	1603274	<b>607-505</b>	4502441	<b>655-1028</b>	3272.2Q	<b>655-494</b>
374218	<b>607-116</b>	374792	<b>655-1019</b>	90498406	<b>607-118</b>	1603275	<b>607-506</b>	7839612	<b>613-028</b>	3272.2X	<b>655-732</b>
374221	<b>655-096</b>	374793	<b>655-1020</b>	90498412	<b>607-289A</b>	1603276	<b>613-349</b>	9109720	<b>655-411</b>	3272.35	<b>655-177</b>
374221	<b>655-280</b>	374842	<b>607-690</b>	90511247	<b>655-273</b>	1603277	<b>613-312</b>	9109721	<b>655-409</b>	3272.35*	<b>607-180</b>
374222	<b>655-095</b>	374843	<b>607-506</b>	90511248	<b>655-274</b>	1603277	<b>613-350</b>	9109946	<b>655-1027</b>	3272.38	<b>655-175</b>
374222	<b>655-279</b>	374871	<b>607-737</b>	90511255	<b>655-273</b>	1603278	<b>613-351</b>	91166707	<b>655-378</b>	3272.39	<b>655-175</b>
374229	<b>655-275</b>	414204	<b>617-016</b>	90511447	<b>655-775</b>	1603405	<b>607-592</b>	91166708	<b>655-196</b>	3272.3C	<b>655-381</b>
374230	<b>655-276</b>	4700644	<b>607-394</b>	90512386	<b>655-348</b>	1603406	<b>613-392</b>	91168794	<b>655-378</b>	3272.3C*	<b>607-382</b>
374235	<b>655-273</b>	4701110	<b>607-394</b>	90512387	<b>655-720</b>	1603406	<b>607-592</b>	91168795	<b>655-196</b>	3272.3K	<b>655-019</b>
374236	<b>655-274</b>	4705279	<b>613-270</b>	90512983	<b>655-349</b>	24430493	<b>655-483</b>	9198695	<b>655-1028</b>	3272.3L	<b>655-381</b>
374262	<b>607-289A</b>	4707430	<b>613-380</b>	90538427	<b>607-287</b>	24430495	<b>655-484</b>	93182542	<b>613-312</b>	3272.3Q	<b>655-494</b>
374263	<b>607-118</b>	4707438	<b>607-555</b>	90538595	<b>607-289</b>	26067603	<b>613-275</b>	93187468	<b>607-452</b>	3272.40	<b>655-177</b>
374317	<b>655-723</b>	4707990	<b>613-270</b>	90538603	<b>655-555</b>	374002	<b>607-287</b>	93190188	<b>613-392</b>	3272.44	<b>655-100</b>
374318	<b>655-724</b>	4707990	<b>613-447</b>	90538604	<b>655-350</b>	374003	<b>607-289</b>	93190188	<b>607-592</b>	3272.45	<b>655-100</b>
374321	<b>655-554</b>	4707991	<b>607-672</b>	90538605	<b>655-351</b>	374077	<b>607-029</b>	93850890	<b>655-851</b>	3272.4C	<b>655-381</b>

PEUGEOT		3272.CQ*	607-629	3272.N1*	607-264	3273.30	655-027	3273.88	655-018	3273.J1	655-022
		3272.CS	655-1025	3272.NR*	607-729	3273.31	655-796	3273.89	655-007	3273.J6*	607-182
		3272.CS*	607-568	3272.P5	655-140	3273.3L	655-382	3273.89*	607-063	3273.J9*	607-182
3272.4Q	655-488	3272.CT	655-1025	3272.PR*	607-729	3273.3M	655-382	3273.90	655-026	3273.JR	655-921
3272.4R	655-062	3272.E0*	607-139	3272.PZ*	607-675	3273.3Q*	607-546	3273.91	655-028	3273.JR*	607-528
3272.51	655-014	3272.E1	655-166	3272.QF*	607-711	3273.3X	655-380	3273.98	655-101	3273.JS	655-858
3272.54	655-004	3272.E2*	607-139	3272.R3	655-019	3273.3Y	655-380	3273.A6	655-176	3273.JS*	607-515
3272.55	655-130	3272.E3*	607-216	3272.RL	655-831	3273.48	655-025	3273.A6*	607-180	3273.K1*	607-179
3272.56	655-131	3272.E4*	607-206	3272.S2	655-285	3273.49	655-025	3273.A9	655-174	3273.K4	655-024
3272.5C	655-385	3272.E5*	655-558	3272.S3	655-288	3273.4Y	655-561	3273.AC	655-731	3273.K5	655-024
3272.5K	655-006	3272.F5	607-175	3272.S5	655-283	3273.4Z	655-561	3273.AC*	607-455	3273.K6	655-167
3272.5P	655-736	3272.F5*	655-556	3272.S5*	607-282	3273.51	655-026	3273.AE	655-731	3273.KJ*	607-649
3272.5P*	607-468	3272.F6	607-142	3272.S6	655-287	3273.52	655-026	3273.AH	655-729	3273.KL*	607-456
3272.5Q	655-488	3272.F6*	655-164	3272.S6*	607-292	3273.54	655-027	3273.AH*	607-456	3273.KP*	607-456
3272.5X	655-728	3272.F8	607-216	3272.T2	655-062	3273.55	655-007	3273.AJ	655-729	3273.KR*	607-585
3272.5X*	607-456	3272.F8*	655-164	3272.T3	655-068	3273.55*	607-063	3273.AL	655-563	3273.L1	655-565
3272.60	655-177	3272.FT*	607-496	3272.T3*	607-711	3273.57	655-028	3273.AL*	607-572	3273.L1*	607-216
3272.60*	607-264	3272.G1	655-146	3272.TH*	607-711	3273.57	655-028	3273.AL*	607-572	3273.L1*	607-216
3272.61	655-166	3272.G1*	607-469	3272.V0	655-144	3273.58	655-028	3273.AN	655-563	3273.L2*	607-139
3272.65	655-007	3272.GE*	607-469	3272.V7	655-144	3273.5K	655-015	3273.AQ	655-389	3273.L3	655-565
3272.6C	655-385	3272.GG*	607-469	3272.VP*	607-729	3273.5L	655-015	3273.C0	655-174	3273.L4	655-059
3272.6E	655-379	3272.GJ*	607-719	3272.W2	655-072	3273.5R	655-007	3273.C1	655-176	3273.L4*	607-139
3272.6P	655-736	3272.GL	655-1023	3272.WV*	607-675	3273.63	655-015	3273.C3	655-101	3273.L5*	607-206
3272.6X	655-728	3272.GL*	607-470	3272.WX*	607-711	3273.64	655-007	3273.C4	655-101	3273.L7	655-165
3272.75	655-062	3272.GN	655-1023	3272.X9	655-146	3273.64*	607-063	3273.C5	655-167	3273.L7	655-565
3272.77	655-068	3272.GY	655-831	3272.XJ*	607-720	3273.65	655-007	3273.C6	655-176	3273.LJ*	607-719
3272.7E	655-379	3272.GY*	607-546	3272.Y0	655-387	3273.65*	607-063	3273.C9	655-015	3273.LQ*	607-675
3272.83	655-064	3272.H3	655-556	3272.Y1	655-387	3273.66	655-006	3273.CQ*	607-629	3273.N2	655-557
3272.83*	607-208	3272.H6	655-070	3272.Y9	655-391	3273.66*	607-063	3273.CS	655-1026	3273.N2*	607-142
3272.84	655-064	3272.H7	655-068	3272.YE	655-393	3273.67*	607-063	3273.CS*	607-568	3273.N7	655-147
3272.87	655-177	3272.H8	655-062	3272.YH*	607-636	3273.69	655-015	3273.CT	655-1026	3273.NR*	607-729
3272.8E	655-383	3272.H9	655-070	3272.Z0	655-393	3273.69*	607-063	3273.CY*	607-496	3273.P7	655-557
3272.8N	655-733	3272.HP*	607-499	3273.06	655-145	3273.6T	655-734	3273.E1*	607-263	3273.Q0	655-796
3272.8Q	655-486	3272.HR*	607-498	3273.0K	655-015	3273.6V	655-734	3273.E2	655-005	3273.Q1	655-069
3272.8W	655-730	3272.HW*	607-500	3273.0L	655-147	3273.6Y	655-737	3273.E3	655-131	3273.Q2	655-063
3272.8W*	607-455	3272.J9	655-175	3273.0M	655-388	3273.6Y*	607-468	3273.E4	655-015	3273.Q3	655-065
3272.90	655-175	3272.JP*	607-719	3273.0N	655-390	3273.6Z	655-737	3273.E6	655-167	3273.QK*	607-675
3272.98*	607-182	3272.JY*	655-920	3273.0P	655-390	3273.71	655-022	3273.E6*	607-175	3273.QQ*	607-711
3272.9C*	607-546	3272.JZ*	607-528	3273.0Y	655-392	3273.71*	607-177	3273.E9	655-167	3273.R5	655-067
3272.9E	655-383	3272.K1	655-857	3273.0Y*	607-569	3273.75*	607-259	3273.EG*	607-469	3273.R8	655-067
3272.9N	655-733	3272.K4	607-515	3273.0Z	655-392	3273.77	655-565	3273.FC*	607-719	3273.R9	655-067
3272.9P	655-492	3272.K5	655-072	3273.15	655-145	3273.78	655-557	3273.G1	655-063	3273.S1	655-145
3272.9Q	655-486	3272.K7	655-066	3273.17	655-023	3273.78*	607-142	3273.G3	655-069	3273.S2	655-143
3272.9W	655-730	3272.K8	655-066	3273.17*	607-015	3273.79	655-059	3273.G9	655-065	3273.S4	655-143
3272.A1*	607-182	3272.K8*	655-144	3273.18	655-023	3273.79*	607-177	3273.G9*	607-208	3273.T3	655-139
3272.A8	655-023	3272.KW*	655-142	3273.18*	607-015	3273.7F	655-493	3273.GC	655-1024	3273.T4	655-139
3272.AA	655-560	3272.KY*	607-560	3273.1H	655-167	3273.7G	655-493	3273.GC*	607-470	3273.T6*	607-180
3272.AC	655-560	3272.L0	607-456	3273.1J	655-167	3273.7H	655-495	3273.GE	655-1024	3273.TF	655-832
3272.AE	655-562	3272.L1	655-142	3273.1J*	607-571	3273.7J	655-495	3273.GQ	655-832	3273.TT*	607-711
3272.AE*	607-572	3272.L3	655-140	3273.20*	607-015	3273.7K	655-489	3273.GQ*	607-546	3273.V7	655-141
3272.AF	655-562	3272.L9	655-167	3273.21*	607-015	3273.7L	655-489	3273.H0	655-065	3273.W0	655-141
3272.AH*	607-569	3272.LA*	655-138	3273.23	655-616	3273.7Q	655-487	3273.H4	655-174	3273.WA*	607-729
3272.C0	655-023	3272.LE*	607-456	3273.23*	607-015	3273.7R	655-487	3273.H5	655-176	3273.XP*	607-675
3272.C2	655-558	3272.LE*	607-585	3273.24	655-616	3273.80	655-565	3273.H8	655-174	3273.XR*	607-711
3272.C7*	607-176	3272.LG*	607-585	3273.24*	607-015	3273.81	655-059	3273.H9	655-028	3273.Y7	655-286
3272.C9	655-558	3272.LT*	607-675	3273.26	655-028	3273.81*	607-177	3273.HF*	607-499	3273.Y7*	607-282
		3272.M0	655-138	3273.27	655-028	3273.84	655-018	3273.HH*	607-498	3273.Y9	655-286
		3272.N0*	607-180	3273.29	655-027	3273.85	655-018	3273.HN*	607-500	3273.Y9*	607-292

\* =OE Semiassa/ Driveshaft/ Trasmisssion/ Achswelle/ Semieje

# =OE Giunto senza KIT/ CVJ w/o KIT/ Joint sans Kit/ Gelenk Ohne Satz/ Junta sin Kit

CROSS REFERENCES LIST

Ad. OE	CIFAM ref.	Ad. OE	CIFAM ref.	Ad. OE	CIFAM ref.	Ad. OE	CIFAM ref.	Ad. OE	CIFAM ref.	Ad. OE	CIFAM ref.
<b>PEUGEOT</b>		9619947688*	<b>607-222</b>	3272.LE*	<b>607-585</b>	3273.GQ*	<b>607-546</b>	3293.E2	<b>613-527</b>	<b>PROTON</b>	
		9621456388*	<b>607-222</b>	3272.LG*	<b>607-585</b>	3273.H1	<b>655-129</b>	3293.E3	<b>613-489</b>		
		9621456488*	<b>607-222</b>	3272.LW*	<b>607-675</b>	3273.JY	<b>655-806</b>	3293.F1	<b>613-420</b>		
		9630767280	<b>655-382</b>	3272.LX*	<b>607-675</b>	3273.K2	<b>655-136</b>	3293.F2	<b>613-428</b>		
3273.YC*	<b>607-720</b>	9630767880	<b>655-385</b>	3272.M0	<b>655-138</b>	3273.K3	<b>655-137</b>	9464383780	<b>613-022</b>	2081207	<b>607-215</b>
3273.Z0	<b>655-292</b>	9636786780	<b>655-728</b>	3272.NP*	<b>607-636</b>	3273.K7	<b>655-079</b>	9464383788	<b>613-022</b>	49507-21000*	<b>607-026</b>
3273.Z4	<b>655-063</b>	9636786880	<b>655-729</b>	3272.NQ*	<b>607-636</b>	3273.KR*	<b>607-585</b>	9559529280	<b>655-082</b>	49508-21000*	<b>607-026</b>
3273.Z5	<b>655-069</b>	9637117780	<b>655-732</b>	3272.P5	<b>655-140</b>	3273.LP*	<b>607-675</b>	9559529480	<b>655-083</b>	MB176865*	<b>607-026</b>
3273.ZA*	<b>607-636</b>	9637117880	<b>655-731</b>	3272.PG*	<b>607-726</b>	3273.LR*	<b>607-675</b>	95606802*	<b>607-020</b>	MB297343*	<b>607-047</b>
3274.63	<b>655-097</b>	9645248980*	<b>607-494</b>	3272.PZ*	<b>607-675</b>	3273.N4	<b>655-129</b>	95606803*	<b>607-020</b>	MB297344*	<b>607-047</b>
3274.64	<b>655-097</b>	9664862080	<b>613-342</b>	3272.PA*	<b>607-717</b>	3273.N4*	<b>607-020</b>	95606804*	<b>607-020</b>	MB297346*	<b>607-047</b>
3274.79	<b>655-024</b>			3272.PC*	<b>607-717</b>	3273.NP*	<b>607-636</b>	9564478680	<b>613-022</b>	MB297347*	<b>607-047</b>
3274.79*	<b>607-015</b>			3272.PE*	<b>607-718</b>	3273.NQ*	<b>607-636</b>	9564478780	<b>613-109</b>	MB297348*	<b>607-047</b>
3274.80	<b>655-024</b>			3272.PF*	<b>607-718</b>	3273.PP*	<b>607-726</b>	95646292*	<b>607-020</b>	MB397343*	<b>607-047</b>
3274.80*	<b>607-015</b>	<b>PEUGEOT LCV</b>		3272.PQ*	<b>607-718</b>	3273.Q5	<b>655-085</b>	9566722180*	<b>607-120</b>	MB397345*	<b>607-047</b>
3274.82	<b>655-023</b>			3272.SS*	<b>607-718</b>	3273.Q6	<b>655-087</b>	9566722380*	<b>607-132</b>	MB526063*	<b>607-047</b>
3274.82*	<b>607-015</b>			3272.SJ*	<b>607-637</b>	3273.Q6	<b>655-816</b>	95669097	<b>613-022</b>	MB526064*	<b>607-047</b>
3274.83	<b>655-023</b>	1463105080	<b>655-084</b>	3272.SL*	<b>607-740</b>	3273.Q7	<b>655-159</b>	9567582280*	<b>607-236</b>	MB526066*	<b>607-047</b>
3274.83*	<b>607-015</b>	1463107080	<b>655-086</b>	3272.V0	<b>655-144</b>	3273.QK*	<b>607-675</b>	9607411180	<b>655-082</b>	MB526067*	<b>607-047</b>
3274.85*	<b>607-015</b>	1463108080	<b>655-087</b>	3272.V3	<b>655-160</b>	3273.R2	<b>655-161</b>	9607411480	<b>655-083</b>	MB526581*	<b>607-047</b>
3274.86*	<b>607-015</b>	1491239080	<b>655-086</b>	3272.V4	<b>655-158</b>	3273.R3	<b>655-161</b>	9617303280	<b>655-082</b>	MB526582*	<b>607-047</b>
3274.92	<b>655-016</b>	1491240080	<b>655-087</b>	3272.V5	<b>655-158</b>	3273.S1	<b>655-145</b>	9617408188*	<b>607-224</b>	MB526583*	<b>607-047</b>
3274.93	<b>655-016</b>	1607113380	<b>607-718</b>	3272.V7	<b>655-144</b>	3273.S2	<b>655-143</b>	9617408288*	<b>607-224</b>	MB526853*	<b>607-047</b>
3274.96	<b>655-098</b>	1607735380*	<b>607-740</b>	3272.Y3*	<b>607-302</b>	3273.S4	<b>655-143</b>	96184033*	<b>607-020</b>	MB526854*	<b>607-047</b>
3274.97	<b>655-098</b>	1607740880	<b>613-488</b>	3272.Y4	<b>655-136</b>	3273.SZ*	<b>607-648</b>	9619947580*	<b>607-222</b>	MB620166*	<b>607-047</b>
3293.02	<b>613-506</b>	1607740980	<b>613-527</b>	3272.Y7	<b>655-132</b>	3273.T3	<b>655-139</b>	9619947588*	<b>607-222</b>	MB620170*	<b>607-047</b>
3293.03	<b>613-203</b>	1607741080	<b>613-489</b>	3272.Y8	<b>655-132</b>	3273.T4	<b>655-139</b>	9619947680*	<b>607-222</b>	MB896525*	<b>607-332</b>
3293.03	<b>613-504</b>	1608754080	<b>613-542</b>	3272.Z2	<b>655-134</b>	3273.TC*	<b>607-740</b>	9619947688*	<b>607-222</b>	MB896526*	<b>607-332</b>
3293.06	<b>613-375</b>	1608901980*	<b>607-740</b>	3272.Z7*	<b>607-446</b>	3273.V7	<b>655-141</b>	9621456388*	<b>607-222</b>	MB896742*	<b>607-215</b>
3293.17	<b>613-116</b>	3272.00*	<b>607-063</b>	3273.06	<b>655-145</b>	3273.W0	<b>655-141</b>	9621456488*	<b>607-222</b>	MB937965*	<b>607-322</b>
3293.19	<b>613-491</b>	3272.1N	<b>655-136</b>	3273.09	<b>655-161</b>	3273.PJ*	<b>607-717</b>			MB937996*	<b>607-332</b>
3293.20	<b>613-264</b>	3272.20*	<b>607-063</b>	3273.0W	<b>655-133</b>	3273.PK*	<b>607-717</b>			MR111854*	<b>607-332</b>
3293.20	<b>613-315</b>	3272.48	<b>655-082</b>	3273.0X	<b>655-133</b>	3273.PL*	<b>607-718</b>	<b>PLYMOUTH</b>			
3293.20	<b>613-429</b>	3272.6W*	<b>607-558</b>	3273.10	<b>655-159</b>	3273.PN*	<b>607-718</b>				
3293.31	<b>613-054</b>	3272.9C*	<b>607-546</b>	3273.13	<b>655-159</b>	3273.PX*	<b>607-718</b>				
3293.31	<b>613-511</b>	3272.A4	<b>655-136</b>	3273.15	<b>655-145</b>	3274.77	<b>655-082</b>				
3293.31	<b>613-518</b>	3272.A6	<b>655-136</b>	3273.3Q*	<b>607-546</b>	3274.77*	<b>607-020</b>	Velcon: 326300	<b>607-356</b>		
3293.35	<b>613-510</b>	3272.A9	<b>655-078</b>	3273.55*	<b>607-063</b>	3274.78	<b>655-083</b>				
3293.74	<b>613-019</b>	3272.C3	<b>655-078</b>	3273.5V	<b>655-161</b>	3274.78	<b>655-129</b>				
3293.83	<b>613-116</b>	3272.FP*	<b>607-446</b>	3273.60	<b>655-129</b>	3274.78*	<b>607-020</b>				
3293.91	<b>613-146</b>	3272.GY*	<b>607-546</b>	3273.60*	<b>607-020</b>	3293.03	<b>613-203</b>				
3293.95	<b>613-147</b>	3272.H2	<b>655-083</b>	3273.62	<b>655-129</b>	3293.03	<b>613-308</b>				
3293.96	<b>613-116</b>	3272.J0	<b>655-084</b>	3273.64*	<b>607-063</b>	3293.03	<b>613-504</b>				
3293.A9	<b>613-345</b>	3272.J1	<b>655-086</b>	3273.65*	<b>607-063</b>	3293.03	<b>613-509</b>	7837075	<b>607-235</b>	39101-JY04B*	<b>607-698</b>
3293.C1	<b>613-382</b>	3272.J1	<b>655-815</b>	3273.66*	<b>607-063</b>	3293.06	<b>613-375</b>	7842037	<b>607-235</b>	39101-JY04A*	<b>607-698</b>
3293.C2	<b>613-429</b>	3272.J2	<b>655-158</b>	3273.67*	<b>607-063</b>	3293.16	<b>613-022</b>	7843919	<b>607-235</b>	39101-JY04A*	<b>607-698</b>
3293.C6	<b>613-490</b>	3272.J7	<b>655-160</b>	3273.69*	<b>607-063</b>	3293.31	<b>613-054</b>	7845024	<b>607-235</b>	39241-0001R	<b>613-471</b>
3293.C7	<b>613-483</b>	3272.J8	<b>655-160</b>	3273.6R	<b>655-083</b>	3293.31	<b>613-511</b>	90157131	<b>607-007</b>	60 01 542 122	<b>655-112</b>
9617408188*	<b>607-224</b>	3272.K7	<b>655-144</b>	3273.6R	<b>655-129</b>	3293.42	<b>613-022</b>			60 01 547 699	<b>613-207</b>
9617408288*	<b>607-224</b>	3272.K8	<b>655-142</b>	3273.89*	<b>607-063</b>	3293.97	<b>613-022</b>			60 01 548 720*	<b>607-501</b>
9619947580*	<b>607-222</b>	3272.L0	<b>655-142</b>	3273.92*	<b>607-558</b>	3293.A2	<b>613-502</b>			77 00 100 065	<b>655-569</b>
9619947588*	<b>607-222</b>	3272.L1	<b>655-140</b>	3273.C7	<b>655-129</b>	3293.C7	<b>613-419</b>			77 00 100 066	<b>655-571</b>
9619947680*	<b>607-222</b>	3272.L9	<b>655-138</b>	3273.C7*	<b>607-020</b>	3293.E1	<b>613-488</b>			77 00 100 067	<b>655-570</b>
										77 00 100 068	<b>655-572</b>
										77 00 100 069	<b>655-573</b>
										77 00 101 678	<b>655-570</b>

RENAULT		77 01 209 242	613-346	77 01 349 913	655-029	77 01 351 701	655-033	77 01 352 881	655-403	77 11 130 028	655-300
		77 01 209 242	613-347	77 01 349 914	655-034	77 01 351 801	655-033	77 01 352 882	655-402	77 11 134 407*	607-632
		77 01 209 244	613-446	77 01 349 921	655-050	77 01 351 806	655-029	77 01 352 907	655-573	77 11 134 459	655-430
		77 01 209 246	613-363	77 01 349 923	655-033	77 01 351 807	655-030	77 01 354 993	655-589	77 11 134 777*	607-522
77 00 101 679	655-572	77 01 209 246	613-496	77 01 349 938	655-029	77 01 351 841	655-628	77 01 394 697	655-107	77 11 134 778*	607-522
77 00 101 680	655-569	77 01 209 248	613-512	77 01 349 938*	607-204	77 01 351 948	655-311	77 01 394 697*	607-082	77 11 134 941	655-594
77 00 101 681	655-571	77 01 209 252	613-361	77 01 349 939	655-030	77 01 351 948*	607-336	77 01 448 098	655-040	77 11 134 954	655-429
77 00 105 485	655-598	77 01 209 354	613-364	77 01 349 940	655-628	77 01 351 960	655-312	77 01 465 489	613-207	77 11 135 206	655-595
77 00 105 487	655-598	77 01 209 354	613-390	77 01 349 945	655-038	77 01 351 989	655-057	77 01 466 122	613-164	77 11 135 243	655-056
77 00 106 018	655-432	77 01 209 830	613-494	77 01 349 946	655-039	77 01 351 990	655-029	77 01 466 122	613-207	77 11 135 246	655-397
77 00 106 556	655-570	77 01 209 924	613-495	77 01 349 955	655-311	77 01 351 995*	607-316	77 01 468 836	655-115	77 11 135 253	655-430
77 00 106 559	655-572	77 01 210 040*	607-650	77 01 349 955*	607-316	77 01 352 001*	607-316	77 01 468 838	655-594	77 11 135 254	655-429
77 00 106 561	655-571	77 01 210 042	613-430	77 01 349 959	655-312	77 01 352 020	655-035	77 01 468 839	655-115	82 00 014 107	655-1031
77 00 107 765*	607-632	77 01 348 085	655-106	77 01 349 972	655-075	77 01 352 020*	607-082	77 01 468 840	655-116	82 00 014 111	655-863
77 00 108 248	655-395	77 01 348 086	655-106	77 01 349 992	655-305	77 01 352 021	655-628	77 01 468 842	655-595	82 00 014 111*	607-574
77 00 110 218*	607-632	77 01 348 089*	607-102	77 01 349 994	655-303	77 01 352 024	655-035	77 01 468 843	655-116	82 00 024 622	655-414
77 00 110 482	655-404	77 01 348 098	655-040	77 01 349 997	655-302	77 01 352 025	655-050	77 01 469 021	613-072	82 00 027 842	655-430
77 00 110 484	655-056	77 01 348 109*	607-102	77 01 349 998	655-304	77 01 352 025*	607-082	77 01 469 021	613-165	82 00 027 881	655-429
77 00 110 484	655-403	77 01 348 160	655-046	77 01 351 020	655-041	77 01 352 129	655-307	77 01 469 021	613-208	82 00 029 444*	607-632
77 00 110 484*	607-378	77 01 348 256	655-046	77 01 351 124	655-035	77 01 352 130	655-305	77 01 469 021	613-388	82 00 029 470	655-324
77 00 111 077	655-600	77 01 348 968	655-047	77 01 351 124*	607-082	77 01 352 133*	607-422	77 01 469 021	613-415	82 00 030 619	655-1032
77 00 111 079	655-599	77 01 349 025*	607-082	77 01 351 125	655-035	77 01 352 134	655-297	77 01 469 363*	607-285	82 00 031 134*	607-632
77 00 111 364	655-403	77 01 349 026	655-108	77 01 351 126	655-049	77 01 352 141	655-298	77 01 469 374	655-115	82 00 031 137	655-413
77 00 111 365	655-404	77 01 349 026*	607-082	77 01 351 127	655-043	77 01 352 318	655-587	77 01 469 375	655-116	82 00 035 673	655-864
77 00 111 385	655-404	77 01 349 028*	607-082	77 01 351 160	655-037	77 01 352 319	655-588	77 01 469 416	613-225	82 00 035 673*	607-574
77 00 111 809	655-598	77 01 349 034	655-107	77 01 351 162	655-036	77 01 352 385	655-302	77 01 469 845	655-315	82 00 045 471	655-918
77 00 111 811	655-598	77 01 349 034*	607-082	77 01 351 172*	607-102	77 01 352 386	655-301	77 01 469 847	655-316	82 00 064 731	655-594
77 00 111 813	655-598	77 01 349 359	655-041	77 01 351 192	655-039	77 01 352 414	655-594	77 01 469 962	655-571	82 00 064 731*	607-542
77 00 111 820	655-598	77 01 349 660	655-042	77 01 351 193	655-110	77 01 352 415	655-315	77 01 469 965	655-572	82 00 065 334	655-1035
77 00 111 914	655-592	77 01 349 689	655-035	77 01 351 194	655-109	77 01 352 421	655-595	77 01 469 966	655-574	82 00 079 912	655-872
77 00 111 914*	607-573	77 01 349 689*	607-082	77 01 351 195	655-038	77 01 352 422	655-316	77 01 470 173	655-313	82 00 079 912*	607-522
77 00 111 916	655-591	77 01 349 691	655-049	77 01 351 207	655-041	77 01 352 427	655-306	77 01 470 175	655-314	82 00 079 913	655-871
77 00 111 916*	607-573	77 01 349 692	655-043	77 01 351 264	655-050	77 01 352 428	655-308	77 01 470 304	655-039	82 00 079 913*	607-522
77 00 111 918	655-595	77 01 349 726	655-037	77 01 351 264*	607-082	77 01 352 471	655-115	77 01 470 616	655-595	82 00 079 915*	607-576
77 00 111 918*	607-542	77 01 349 727	655-036	77 01 351 266	655-054	77 01 352 471	655-599	77 01 470 617	655-594	82 00 087 856	655-602
77 00 111 920	655-594	77 01 349 734	655-035	77 01 351 267	655-055	77 01 352 471*	607-310	77 01 470 701	655-319	82 00 087 857	655-593
77 00 112 116	655-594	77 01 349 740	655-110	77 01 351 290	655-109	77 01 352 473	655-116	77 01 470 703	655-320	82 00 087 859	655-596
77 00 112 116*	607-573	77 01 349 741	655-038	77 01 351 292	655-039	77 01 352 488	655-569	77 01 470 721	655-398	82 00 090 175	655-599
77 00 112 149	655-585	77 01 349 742	655-038	77 01 351 363	655-039	77 01 352 489	655-570	77 01 471 155	655-432	82 00 095 539	655-596
77 00 112 688	655-739	77 01 349 757	655-041	77 01 351 428	655-108	77 01 352 595	655-115	77 01 471 377*	607-632	82 00 107 530	655-1032
77 00 112 689	655-740	77 01 349 769*	607-102	77 01 351 478	655-049	77 01 352 596	655-115	77 01 473 176	613-479	82 00 110 754	655-594
77 00 114 987	655-430	77 01 349 771	655-039	77 01 351 479	655-075	77 01 352 597	655-116	77 01 498 698	655-040	82 00 110 754*	607-573
77 00 114 988	655-429	77 01 349 785	655-054	77 01 351 479*	607-204	77 01 352 598	655-118	77 01 498 699	655-106	82 00 114 426	655-1036
77 00 115 005	655-739	77 01 349 786	655-055	77 01 351 480	655-075	77 01 352 618	655-571	77 01 498 775*	607-102	82 00 144 764	655-919
77 00 115 958	655-740	77 01 349 803	655-038	77 01 351 480*	607-204	77 01 352 619	655-572	77 01 498 786	655-106	82 00 144 765	655-919
77 00 873 311	655-117	77 01 349 804	655-039	77 01 351 483	655-048	77 01 352 622	655-574	77 01 498 797	655-046	82 00 144 781	655-918
77 00 873 322	655-118	77 01 349 839	655-050	77 01 351 484	655-074	77 01 352 729	655-595	77 01 498 799	655-046	82 00 168 513	655-600
77 00 875 247	655-598	77 01 349 839*	607-082	77 01 351 484*	607-204	77 01 352 730	655-594	77 01 498 918	655-108	82 00 169 176	655-873
77 01 035 380	613-165	77 01 349 847	655-037	77 01 351 486	655-074	77 01 352 731	655-579	77 01 498 918*	607-082	82 00 169 176*	607-522
77 01 035 380	613-208	77 01 349 848	655-036	77 01 351 571	655-075	77 01 352 732	655-580	77 01 498 919*	607-082	82 00 169 177*	607-576
77 01 035 380	613-388	77 01 349 873	655-049	77 01 351 571*	607-204	77 01 352 750*	607-632	77 01 498 921	655-107	82 00 173 584	655-595
77 01 035 380	613-415	77 01 349 874	655-075	77 01 351 572	655-074	77 01 352 771	655-401	77 01 498 921*	607-082	82 00 198 016*	607-519
77 01 204 351	613-088	77 01 349 874*	607-204	77 01 351 572*	607-204	77 01 352 774	655-398	77 01 498 923	655-047	82 00 216 519*	607-579
77 01 209 238	613-260	77 01 349 879	655-048	77 01 351 607*	607-102	77 01 352 775	655-396	77 01 498 955*	607-102	82 00 216 523*	607-579
77 01 209 239	613-348	77 01 349 880	655-074	77 01 351 695	655-034	77 01 352 776	655-398	77 01 498 957	655-042	82 00 231 949	655-586
77 01 209 241	613-372	77 01 349 880*	607-204	77 01 351 697	655-034	77 01 352 777	655-396	77 01 498 958	655-041	82 00 231 953	655-056
77 01 209 241	613-445	77 01 349 881	655-074	77 01 351 699	655-033	77 01 352 869*	607-632	77 11 130 027	655-299	82 00 232 883	655-1032



Ad. OE	CIFAM ref.	Ad. OE	CIFAM ref.	Ad. OE	CIFAM ref.	Ad. OE	CIFAM ref.	Ad. OE	CIFAM ref.	Ad. OE	CIFAM ref.
<b>RENAULT</b>		82 00 432 515	<b>655-859</b>	82 00 690 053*	<b>607-501</b>	77 01 472 975	<b>613-486</b>	82 00 262 686*	<b>607-670</b>	BAU4414	<b>607-061</b>
		82 00 432 516*	<b>607-577</b>	82 00 725 503*	<b>607-727</b>	77 01 472 975	<b>613-519</b>	82 00 264 664*	<b>607-501</b>	BAU4444	<b>607-038</b>
		82 00 432 517*	<b>607-579</b>	82 00 725 504*	<b>607-727</b>	77 01 473 010	<b>655-868</b>	82 00 264 667*	<b>607-501</b>	BAU4851	<b>607-089</b>
		82 00 433 371*	<b>607-731</b>	82 00 725 510*	<b>607-727</b>	77 01 473 013	<b>655-870</b>	82 00 264 668*	<b>607-501</b>	BAU5439	<b>607-090</b>
82 00 232 886	<b>655-1031</b>	82 00 436 365*	<b>607-580</b>	82 00 725 511*	<b>607-727</b>	77 01 473 014	<b>655-1028</b>	82 00 274 161*	<b>607-670</b>	BAU5440	<b>607-090</b>
82 00 236 089	<b>655-600</b>	82 00 436 366*	<b>607-519</b>	82 00 776 537*	<b>607-733</b>	77 01 473 176	<b>613-377</b>	82 00 299 844	<b>655-1029</b>	BAU5466	<b>607-205</b>
82 00 236 092	<b>655-786</b>	82 00 436 848*	<b>607-576</b>	82 00 788 672*	<b>607-728</b>	77 01 498 775*	<b>607-102</b>	82 00 331 639	<b>655-918</b>	BAU5467	<b>607-033</b>
82 00 236 110*	<b>607-542</b>	82 00 436 849*	<b>607-576</b>	82 00 788 674*	<b>607-728</b>	77 01 498 955	<b>655-051</b>	82 00 334 338	<b>655-196</b>	BAU5645	<b>607-061</b>
82 00 236 116	<b>655-866</b>	82 00 440 187	<b>655-904</b>	82 00 843 879*	<b>607-579</b>	77 01 498 955*	<b>607-102</b>	82 00 334 338*	<b>607-549</b>	CGV1053	<b>607-039</b>
82 00 240 425	<b>655-786</b>	82 00 441 337*	<b>607-650</b>	82 00 934 409*	<b>607-579</b>	77 01 499 223	<b>655-111</b>	82 00 341 698*	<b>607-503</b>	GCV1075	<b>607-270</b>
82 00 240 430	<b>655-787</b>	82 00 441 340*	<b>607-650</b>			77 11 135 278	<b>655-405</b>	82 00 356 803*	<b>607-501</b>	GCV1076	<b>607-366</b>
82 00 261 838*	<b>607-501</b>	82 00 452 268*	<b>607-733</b>			77 11 135 280	<b>655-406</b>	82 00 358 163*	<b>607-501</b>	GCV1088	<b>607-303</b>
82 00 261 840*	<b>607-502</b>	82 00 467 679*	<b>607-576</b>			77 11 135 530	<b>655-867</b>	82 00 358 164*	<b>607-501</b>	GCV1105	<b>607-039</b>
82 00 261 841*	<b>607-502</b>	82 00 470 129*	<b>607-522</b>	<b>RENAULT LCV, TRUCK</b>		77 11 135 531	<b>655-1027</b>	82 00 362 064*	<b>607-671</b>	GCV1112#	<b>607-284</b>
82 00 262 686*	<b>607-670</b>	82 00 470 131*	<b>607-576</b>			77 11 135 532	<b>655-869</b>	82 00 378 880*	<b>607-503</b>	GCV1117#	<b>607-284</b>
82 00 264 664*	<b>607-501</b>	82 00 470 134*	<b>607-731</b>			82 00 026 791	<b>655-1028</b>	82 00 407 659*	<b>607-671</b>	GCV1118	<b>607-299</b>
82 00 264 665	<b>655-896</b>	82 00 472 158	<b>655-897</b>	60 01 548 720*	<b>607-501</b>	82 00 045 471	<b>655-918</b>	82 00 408 418*	<b>607-501</b>	GCV1119	<b>607-288</b>
82 00 264 667	<b>655-859</b>	82 00 482 429*	<b>607-503</b>	77 00 102 978	<b>655-407</b>	82 00 052 420	<b>655-868</b>	82 00 414 937	<b>655-1067</b>	GCV1122#	<b>607-408</b>
82 00 264 667*	<b>607-501</b>	82 00 482 435*	<b>607-502</b>	77 00 102 978*	<b>607-371</b>	82 00 052 421	<b>655-867</b>	82 00 414 939	<b>655-1037</b>	GCV1123	<b>607-399</b>
82 00 264 668	<b>655-860</b>	82 00 482 436*	<b>607-502</b>	77 00 102 979	<b>655-405</b>	82 00 052 427	<b>655-410</b>	82 00 432 514*	<b>607-501</b>	GCV1146	<b>607-383</b>
82 00 264 668*	<b>607-501</b>	82 00 499 585	<b>655-904</b>	77 00 102 980	<b>655-408</b>	82 00 052 428	<b>655-411</b>	82 00 452 273*	<b>607-733</b>	GCV1181#	<b>607-431</b>
82 00 274 161	<b>607-670</b>	82 00 499 586	<b>655-908</b>	77 00 102 980	<b>655-412</b>	82 00 052 429	<b>655-409</b>	82 00 477 655	<b>655-1030</b>	GCV1194	<b>607-514</b>
82 00 285 909*	<b>607-580</b>	82 00 511 116	<b>655-903</b>	77 00 102 980*	<b>607-371</b>	82 00 064 731*	<b>607-542</b>	82 00 477 656	<b>655-1029</b>	GDG152	<b>613-206</b>
82 00 310 122	<b>655-906</b>	82 00 511 122	<b>655-859</b>	77 00 102 981	<b>655-406</b>	82 00 069 146	<b>655-378</b>	82 00 485 578	<b>655-861</b>	GDG153	<b>613-210</b>
82 00 323 959	<b>655-039</b>	82 00 511 122*	<b>607-501</b>	77 00 102 998*	<b>607-371</b>	82 00 069 147*	<b>607-549</b>	82 00 485 589*	<b>607-549</b>	GDG157	<b>613-274</b>
82 00 323 961	<b>655-044</b>	82 00 511 220*	<b>607-501</b>	77 00 102 999	<b>655-408</b>	82 00 144 764	<b>655-919</b>	82 00 485 590	<b>655-850</b>	GDG162	<b>613-296</b>
82 00 327 707	<b>655-909</b>	82 00 511 225*	<b>607-502</b>	77 00 102 999*	<b>607-371</b>	82 00 144 765	<b>655-919</b>	82 00 511 122*	<b>607-501</b>	GSV1013	<b>613-210</b>
82 00 327 707*	<b>607-523</b>	82 00 534 635*	<b>607-670</b>	77 00 103 022	<b>655-407</b>	82 00 144 781	<b>655-918</b>	82 00 511 220*	<b>607-501</b>	GSV1045	<b>613-080</b>
82 00 330 413	<b>655-905</b>	82 00 535 798	<b>655-1038</b>	77 00 106 018	<b>655-432</b>	82 00 164 149	<b>655-1030</b>	82 00 511 225*	<b>607-502</b>	GSV1045	<b>613-198</b>
82 00 331 639	<b>655-918</b>	82 00 535 798*	<b>607-542</b>	77 00 110 484*	<b>607-378</b>	82 00 169 163	<b>655-851</b>	82 00 534 635*	<b>607-670</b>	GVC1053	<b>607-221</b>
82 00 341 698	<b>655-1040</b>	82 00 535 799	<b>655-1038</b>	77 00 111 918*	<b>607-542</b>	82 00 169 164	<b>655-850</b>	82 00 535 798*	<b>607-542</b>	GVC1069	<b>607-220</b>
82 00 341 698*	<b>607-503</b>	82 00 535 800	<b>655-1039</b>	77 01 204 351	<b>613-088</b>	82 00 169 272	<b>655-870</b>	82 00 535 800*	<b>607-542</b>	TDJ10016#	<b>607-366</b>
82 00 356 803	<b>655-903</b>	82 00 535 800*	<b>607-542</b>	77 01 209 238	<b>613-260</b>	82 00 169 273	<b>655-869</b>	82 00 571 876*	<b>607-670</b>	TDJ100580#	<b>607-431</b>
82 00 356 803*	<b>607-501</b>	82 00 535 802	<b>655-1039</b>	77 01 209 239	<b>613-348</b>	82 00 169 277	<b>655-1028</b>	82 00 571 880*	<b>607-670</b>	TDJ100590#	<b>607-514</b>
82 00 358 163*	<b>607-501</b>	82 00 543 868	<b>655-1038</b>	77 01 209 241	<b>613-372</b>	82 00 169 279	<b>655-1027</b>	82 00 613 822*	<b>607-670</b>	TDR000140	<b>613-210</b>
82 00 358 164*	<b>607-501</b>	82 00 557 125*	<b>607-502</b>	77 01 209 241	<b>613-445</b>	82 00 169 281	<b>655-412</b>	82 00 618 501*	<b>607-501</b>	TDR000190	<b>613-210</b>
82 00 362 064*	<b>607-671</b>	82 00 559 377*	<b>607-502</b>	77 01 209 242	<b>613-346</b>	82 00 169 281*	<b>607-453</b>	82 00 623 794*	<b>607-501</b>	TDR100760	<b>613-274</b>
82 00 363 697*	<b>607-731</b>	82 00 571 876*	<b>607-670</b>	77 01 209 242	<b>613-347</b>	82 00 169 285*	<b>607-453</b>	82 00 776 535*	<b>607-733</b>	TDR100940	<b>613-296</b>
82 00 363 698*	<b>607-731</b>	82 00 571 880*	<b>607-670</b>	77 01 209 244	<b>613-446</b>	82 00 169 288	<b>655-862</b>			TDR100950	<b>613-359</b>
82 00 375 537*	<b>607-577</b>	82 00 575 489*	<b>607-523</b>	77 01 348 089*	<b>607-102</b>	82 00 169 288*	<b>607-453</b>			TFB000060#	<b>607-408</b>
82 00 375 538*	<b>607-577</b>	82 00 575 490*	<b>607-523</b>	77 01 348 109*	<b>607-102</b>	82 00 169 291	<b>655-378</b>			TFB000070#	<b>607-399</b>
82 00 376 094	<b>655-906</b>	82 00 598 563*	<b>607-650</b>	77 01 349 769	<b>655-051</b>	82 00 178 618*	<b>607-453</b>			TFB000090#	<b>607-303</b>
82 00 376 095	<b>655-909</b>	82 00 613 822*	<b>607-670</b>	77 01 349 769*	<b>607-102</b>	82 00 178 624	<b>655-861</b>			TFB000110#	<b>607-288</b>
82 00 378 880	<b>655-1041</b>	82 00 613 822	<b>655-896</b>	77 01 351 172	<b>655-051</b>	82 00 178 624*	<b>607-453</b>			TFB000140#	<b>607-383</b>
82 00 378 880*	<b>607-503</b>	82 00 613 827*	<b>607-501</b>	77 01 351 172*	<b>607-102</b>	82 00 196 277*	<b>607-453</b>	17H8600	<b>607-039</b>	ZUA000910	<b>613-210</b>
82 00 379 235	<b>655-860</b>	82 00 618 501*	<b>607-501</b>	77 01 351 607	<b>655-076</b>	82 00 236 092	<b>655-786</b>	18G0927	<b>613-039</b>		
82 00 379 236	<b>655-859</b>	82 00 623 794*	<b>607-501</b>	77 01 351 607*	<b>607-102</b>	82 00 236 110*	<b>607-542</b>	27H7567	<b>607-038</b>		
82 00 387 466	<b>655-873</b>	82 00 626 038	<b>655-860</b>	77 01 463 343	<b>655-111</b>	82 00 236 116	<b>655-866</b>	BAU2018	<b>607-038</b>		
82 00 388 506	<b>655-903</b>	82 00 626 043	<b>655-859</b>	77 01 465 773	<b>655-076</b>	82 00 240 425	<b>655-786</b>	BAU2019	<b>613-038</b>		
82 00 407 659*	<b>607-671</b>	82 00 661 507*	<b>607-502</b>	77 01 470 155	<b>613-255</b>	82 00 240 430	<b>655-787</b>	BAU4411	<b>613-014</b>		
82 00 408 418*	<b>607-501</b>	82 00 666 593*	<b>607-707</b>	77 01 470 155	<b>613-313</b>	82 00 261 838*	<b>607-501</b>	BAU4411	<b>613-034</b>		
82 00 432 514	<b>655-859</b>	82 00 666 595*	<b>607-707</b>	77 01 471 155	<b>655-432</b>	82 00 261 840*	<b>607-502</b>	BAU4411	<b>613-079</b>	12793840#	<b>607-599</b>
82 00 432 514*	<b>607-501</b>	82 00 684 084*	<b>607-503</b>	77 01 472 975	<b>613-484</b>	82 00 261 841*	<b>607-502</b>	BAU4411	<b>613-169</b>	12793854	<b>613-514</b>

**SAAB**

<b>SAAB</b>		191 407 271B	<b>655-002</b>	191 498 201D	<b>614-005</b>	321 498 103C	<b>617-010A</b>	7M3 407 272A	<b>655-267</b>	1J0 407 451AX	<b>655-358</b>
		191 407 271C	<b>655-002</b>	191 498 203	<b>613-048</b>	321 498 103D	<b>617-010B</b>	807 407 331#	<b>617-004</b>	1J0 498 099	<b>607-241</b>
		191 407 271H	<b>655-339</b>	191 498 203C	<b>613-005</b>	321 498 203A	<b>613-048</b>	82282139	<b>617-002</b>	1J0 498 099A	<b>607-241</b>
		191 407 271HX	<b>655-339</b>	191 498 203C	<b>613-048</b>	357 407 271D	<b>655-121</b>	82443745	<b>613-003</b>	1J0 498 099E	<b>607-428</b>
12804149*	<b>607-652</b>	191 407 271K	<b>655-339</b>	1H0 407 271F	<b>655-121</b>	357 407 311#	<b>607-009</b>	82463084	<b>613-003</b>	1J0 498 203	<b>613-154</b>
12804150*	<b>607-652</b>	191 407 271L	<b>655-002</b>	1H0 407 271FX	<b>655-121</b>	357 498 099	<b>607-009</b>	861 498 103A	<b>617-003</b>	1K0 407 311G#	<b>607-462</b>
4000642	<b>607-167</b>	191 407 271N	<b>655-121</b>	1H0 407 311#	<b>607-189</b>	357 498 099D	<b>607-009</b>	861 498 201	<b>614-004</b>	1K0 407 311H#	<b>607-467</b>
4000659	<b>607-144</b>	191 407 271NV	<b>655-121</b>	1H0 407 311C#	<b>607-021</b>	357 498 099E	<b>607-189</b>	8E0 407 305D#	<b>607-435</b>	1K0 407 311J#	<b>607-463</b>
4002911	<b>607-170</b>	191 407 271NX	<b>655-121</b>	1H0 407 311D#	<b>607-009</b>	357 498 099EV	<b>607-189</b>	8E0 498 099D	<b>607-435</b>	1K0 407 311L#	<b>607-467</b>
4103255	<b>607-166</b>	191 407 271P	<b>655-002</b>	1H0 407 331#	<b>617-003</b>	357 498 099EX	<b>607-189</b>	8E0 498 099E	<b>607-551</b>	1K0 498 099	<b>607-467</b>
4103263	<b>607-169</b>	191 407 271Q	<b>655-002</b>	1H0 407 331B#	<b>617-010</b>	357 498 103	<b>617-010B</b>	8E0 498 203	<b>613-299</b>	1K0 498 099A	<b>607-462</b>
4242236	<b>607-269</b>	191 407 271R	<b>655-002</b>	1H0 407 331D#	<b>617-010</b>	357 498 103A	<b>617-010B</b>	8E0 498 203A	<b>613-379</b>	1K0 498 099B	<b>607-463</b>
4399325	<b>607-269</b>	191 407 271S	<b>655-339</b>	1H0 498 099	<b>607-009</b>	357 498 103B	<b>617-010B</b>	8E0 498 203C	<b>613-379</b>	1K0 498 099C	<b>607-467</b>
4399333	<b>613-032</b>	191 407 271T	<b>655-339</b>	1H0 498 099A	<b>607-189</b>	357 498 104	<b>617-010A</b>	9000511	<b>613-534</b>	1K0 498 099E	<b>607-467</b>
4483517	<b>613-032</b>	191 407 272	<b>655-003</b>	1H0 498 203	<b>613-048</b>	3C0 407 311A#	<b>607-658</b>	9936769	<b>617-002</b>	1K0 498 103	<b>617-010C</b>
5232897#	<b>607-487</b>	191 407 272A	<b>655-003</b>	1H0 498 203	<b>613-152</b>	3C0 498 099	<b>607-658</b>	SE022141915	<b>607-055</b>	1K0 498 103B	<b>617-022</b>
5390489#	<b>607-486</b>	191 407 272AA	<b>655-003</b>	1H0 498 203A	<b>613-152</b>	4127460	<b>607-055</b>	SE025141514B	<b>607-001</b>	1K0 498 201B	<b>614-020</b>
5390638	<b>613-337</b>	191 407 272AB	<b>655-003</b>	1H0 498 203A	<b>613-319</b>	42601388	<b>617-002</b>	SE138141915A	<b>607-002</b>	1K0 498 203	<b>613-293</b>
8942633	<b>607-031</b>	191 407 272AC	<b>655-003</b>	1J0 407 271AP	<b>655-358</b>	42601892	<b>617-002</b>	ZBA 407 331#	<b>617-004</b>	1K0 498 203A	<b>613-320</b>
8952905	<b>607-168</b>	191 407 272AD	<b>655-003</b>	1J0 407 271AQ	<b>655-358</b>	431 407 331E#	<b>617-004</b>	ZBC 407 331#	<b>617-004</b>	1K0 498 203B	<b>613-293</b>
8961864	<b>613-024</b>	191 407 272AE	<b>655-003</b>	1J0 407 271C	<b>655-358</b>	4315132	<b>617-002</b>			357 498 099E	<b>607-189</b>
8961864	<b>613-031</b>	191 407 272AF	<b>655-615</b>	1J0 407 271DL	<b>655-358</b>	4383758	<b>613-001</b>			357 498 099EV	<b>607-189</b>
8963571	<b>607-170</b>	191 407 272AG	<b>655-615</b>	1J0 407 271FN	<b>655-358</b>	4383758	<b>613-002</b>			357 498 099EX	<b>607-189</b>
8990574	<b>607-031</b>	191 407 272BA	<b>655-003</b>	1J0 407 271H	<b>655-358</b>	46307029	<b>614-002</b>			3B0 498 099	<b>607-375</b>
8993149	<b>613-030</b>	191 407 272BD	<b>655-615</b>	1J0 407 272	<b>655-211</b>	4E0 407 285	<b>613-436</b>			3B0 498 099B	<b>607-381</b>
8993628	<b>613-031</b>	191 407 272C	<b>655-003</b>	1J0 407 272JK	<b>655-211</b>	5M0 498 099	<b>607-708</b>			3B0 498 099D	<b>607-375</b>
8993685	<b>613-130</b>	191 407 272CV	<b>655-615</b>	1J0 407 311C#	<b>607-189</b>	5M0 498 203	<b>613-480</b>	191 498 099F	<b>607-014</b>	3B0 498 203A	<b>613-178</b>
8993792	<b>613-030</b>	191 407 272CX	<b>655-615</b>	1J0 407 311D#	<b>607-189</b>	6K0 407 271C	<b>655-002</b>	191 498 203C	<b>613-005</b>	3B0 498 203A	<b>613-258</b>
8994154	<b>613-338</b>	191 407 272E	<b>655-003</b>	1J0 407 451AX	<b>655-358</b>	6K0 407 272H	<b>655-003</b>	1H0 407 311C#	<b>607-021</b>	3B0 498 203B	<b>613-263</b>
90512357	<b>613-432</b>	191 407 272F	<b>655-615</b>	1J0 498 099	<b>607-241</b>	6N0 407 311#	<b>607-190</b>	4383758	<b>613-002</b>	3C0 407 311A#	<b>607-658</b>
9102880	<b>607-062</b>	191 407 272H	<b>655-615</b>	1J0 498 099A	<b>607-241</b>	6N0 407 331#	<b>617-023</b>	7501348	<b>613-002</b>	3C0 498 099	<b>607-658</b>
9103672	<b>607-143</b>	191 407 272N	<b>655-121</b>	1J0 498 099E	<b>607-428</b>	6N0 498 099	<b>607-190</b>			441 498 203A	<b>613-196</b>
93186951	<b>613-514</b>	191 407 272X	<b>655-003</b>	1J0 498 203	<b>613-154</b>	6N0 498 103	<b>617-023</b>			4D0 498 099	<b>607-267</b>
		191 407 274	<b>655-003</b>	1K0 407 311F#	<b>607-465</b>	6N0 498 201	<b>614-021</b>			4D0 598 099	<b>607-267</b>
		191 407 274AX	<b>655-003</b>	1K0 407 311G#	<b>607-462</b>	6N0 498 203	<b>613-153</b>			4E0 407 285	<b>613-436</b>
		191 407 274BX	<b>655-003</b>	1K0 407 311H#	<b>607-467</b>	6Q0 407 271CE	<b>655-874</b>			5M0 498 099	<b>607-708</b>
		191 407 274CX	<b>655-615</b>	1K0 407 311J#	<b>607-463</b>	6Q0 407 271DJ	<b>655-875</b>			5M0 498 203	<b>613-480</b>
		191 407 274DX	<b>655-615</b>	1K0 407 311L#	<b>607-467</b>	6Q0 407 271J	<b>655-741</b>			6Q0 407 271BB	<b>655-777</b>
		191 407 274RX	<b>655-003</b>	1K0 498 099	<b>607-467</b>	6Q0 407 272CL	<b>655-742</b>	115 420 170	<b>607-158</b>	6Q0 407 271BC	<b>655-777</b>
06X039534340	<b>607-055</b>	191 407 274X	<b>655-003</b>	1K0 498 099A	<b>607-462</b>	6Q0 407 272DM	<b>655-876</b>	115 420 214	<b>655-435</b>	6Q0 407 271S	<b>655-777</b>
113 501 331	<b>617-004</b>	191 407 311#	<b>607-021</b>	1K0 498 099B	<b>607-463</b>	6Q0 407 272J	<b>655-742</b>	115 420 214*	<b>607-158</b>	6Q0 407 271S	<b>655-777</b>
113 598 101	<b>617-004</b>	191 407 311B#	<b>607-009</b>	1K0 498 099C	<b>607-467</b>	6Q0 407 272K	<b>607-413</b>	115 420 217	<b>655-436</b>	6Q0 407 272BH	<b>655-743</b>
171 407 311F#	<b>607-021</b>	191 407 311C#	<b>607-009</b>	1K0 498 099D	<b>607-465</b>	6Q0 498 099D	<b>607-413</b>	115 420 217*	<b>607-158</b>	6Q0 407 272S	<b>655-743</b>
171 407 311K#	<b>607-021</b>	191 407 311C#	<b>607-009</b>	1K0 498 099E	<b>607-467</b>	6Q0 498 099E	<b>607-414</b>	1H0 407 311#	<b>607-189</b>	6Q0 498 099C	<b>607-403</b>
171 407 331C#	<b>617-003</b>	191 407 311F#	<b>607-009</b>	1K0 498 099E	<b>607-467</b>	6Q0 498 099F	<b>607-415</b>	1H0 498 099A	<b>607-189</b>	6Q0 498 099D	<b>607-413</b>
171 407 331E#	<b>617-003</b>	191 407 311H#	<b>607-021</b>	1K0 498 103	<b>617-010C</b>	6Q0 498 203	<b>613-272</b>	1H0 498 203	<b>613-152</b>	6Q0 498 099E	<b>607-414</b>
171 407 331F#	<b>617-004</b>	191 407 311J#	<b>607-009</b>	1K0 498 103B	<b>617-022</b>	6Q0 498 203A	<b>613-283</b>	1H0 498 203A	<b>613-152</b>	6Q0 498 099F	<b>607-415</b>
171 407 331H#	<b>617-004</b>	191 407 311L#	<b>607-009</b>	1K0 498 201B	<b>614-020</b>	6Q0 498 203B	<b>613-284</b>	1H0 498 203A	<b>613-319</b>	6Q0 498 203	<b>613-272</b>
171 407 331K#	<b>617-004</b>	191 407 331	<b>617-010</b>	1K0 498 203	<b>613-293</b>	7501348	<b>613-001</b>	1J0 407 271AP	<b>655-358</b>	6Q0 498 203	<b>613-278</b>
171 407 331L#	<b>617-003</b>	191 407 331A#	<b>617-010</b>	1K0 498 203	<b>613-321</b>	7501348	<b>613-002</b>	1J0 407 271AQ	<b>655-358</b>	6Q0 498 203A	<b>613-283</b>
171 498 099C	<b>607-021</b>	191 498 099	<b>607-021</b>	1K0 498 203A	<b>613-320</b>	7H0 498 203	<b>613-436</b>	1J0 407 271C	<b>655-358</b>	6Q0 498 203B	<b>613-284</b>
171 498 103	<b>617-004</b>	191 498 099A	<b>607-009</b>	1K0 498 203B	<b>613-293</b>	7M0 407 271J	<b>655-360</b>	1J0 407 271DL	<b>655-358</b>	6U0 407 271A	<b>655-435</b>
171 498 103B	<b>617-003</b>	191 498 099F	<b>607-021</b>	1K0 498 203B	<b>613-321</b>	7M0 407 271L	<b>655-360</b>	1J0 407 271FN	<b>655-358</b>	6U0 407 272A	<b>655-436</b>
171 498 103C	<b>617-004</b>	191 498 103	<b>617-010B</b>	321 407 331#	<b>617-004</b>	7M0 407 272E	<b>655-267</b>	1J0 407 271H	<b>655-358</b>	6U0 407 283	<b>613-135</b>
171 498 103D	<b>617-003</b>	191 498 103A	<b>617-010B</b>	321 407 331B#	<b>617-004</b>	7M0 498 099	<b>607-389</b>	1J0 407 272	<b>655-211</b>	6U0 407 311#	<b>607-158</b>
191 407 271	<b>655-121</b>	191 498 103C	<b>617-010B</b>	321 407 331D#	<b>617-010</b>	7M0 498 099A	<b>607-444</b>	1J0 407 272JK	<b>655-211</b>	6U0 498 099	<b>607-158</b>
191 407 271A	<b>655-002</b>	191 498 104	<b>617-010A</b>	321 498 103	<b>617-004</b>	7M0 498 203	<b>613-266</b>	1J0 407 311C#	<b>607-189</b>	6U0 498 099A	<b>607-158</b>
		191 498 104A	<b>617-010A</b>	321 498 103A	<b>617-004</b>	7M0 498 203A	<b>613-306</b>	1J0 407 311D#	<b>607-189</b>	6U0 407 271F	<b>655-119</b>

**SEAT LCV**

**SKODA**

\* =OE Semiassse/ Driveshaft/ Trasmissione/ Achswelle/ Semieje  
# =OE Giunto senza KIT/ CVJ w/o KIT/ Joint sans Kit/ Gelenk Ohne Satz/ Junta sin Kit



Ad. OE	CIFAM ref.	Ad. OE	CIFAM ref.	Ad. OE	CIFAM ref.	Ad. OE	CIFAM ref.	Ad. OE	CIFAM ref.	Ad. OE	CIFAM ref.
<b>SKODA</b>		23221-GA372*	607-077	28091-KA410*	607-319	44101-64B20*	607-149	44102-78010*	607-080	<b>TOYOTA</b>	
		23221-GA373*	607-077	28091-KA420*	607-319	44101-67D00*	607-540	44102-78011*	607-080		
		23221-GA592*	607-077	28091-KA480*	607-319	44101-67D01*	607-540	44102-78012*	607-080		
		23221-GA593*	607-077	28091-KA490*	607-319	44101-71C10*	607-252	44102-80E00*	607-361		
6U0 407 272F	655-120	23222-GA112	613-021	28091-KA540*	607-319	44101-71C30*	607-252	44102-80E01*	607-361	04428-05200	613-540
7H0 498 203	613-436	23222-GA140	613-044	29023-AA020	613-132	44101-71C31*	607-252	44102-80E21*	607-360	04438-02081	613-370
8D0 407 305G#	607-239	23222-GA140	613-068	29023-AA021	613-132	44101-71C40*	607-252	44102-80G00*	607-665	04438-02091	613-540
8D0 407 305J#	607-267	23291-GA191*	607-077	29023-AA022	613-132	44101-71C41*	607-252	44102-80G01*	607-665	04438-05060	613-335
8D0 407 305M#	607-381	28021-AA003*	607-247	44101-86G00*	607-614	44101-78010*	607-080	44102-82020*	607-080	04438-05140	613-335
8D0 407 305Q#	607-375	28021-AA011*	607-247	44101-86G60*	607-614	44101-78011*	607-080	44102-82021*	607-080	04438-05210	613-334
8D0 498 099	607-239	28021-AA012*	607-247	44102-86G00*	607-614	44101-78012*	607-080	44102-82313*	607-080	04438-0D020	613-381
8D0 498 099B	607-239	28021-AA013*	607-247	44102-86G60*	607-614	44101-80E00*	607-361	44102-82611*	607-080	04438-10020	613-186
8D0 498 099D	607-441	28021-AA021*	607-084	44118-86G00	613-408	44101-80E01*	607-361	44102-83E10*	607-672	04438-10020	613-269
8D0 498 099E	607-441	28021-AA022*	607-084	7232-21392*	607-040	44101-80E21*	607-360	44102-84012*	607-117	04438-10021	613-029
8D0 498 203A	613-178	28021-AA031*	607-084	72322-2230	613-181	44101-80G00*	607-665	44102-84150*	607-117	04438-10021	613-186
8D0 498 203B	613-300	28021-AA032*	607-084	28021-AA033*	607-084	44101-80G23*	607-665	44102-84330*	607-117	04438-10021	613-269
		28021-AA033*	607-084	28021-AA033*	607-084	44101-81A00*	606-459	44102-84331*	607-117	04438-10022	613-029
		28021-AA051*	607-151	28021-AA052*	607-151	44101-82015*	607-068	44102-85E50*	607-555	04438-10022	613-186
		28021-AA052*	607-151	28021-AA052*	607-151	44101-82020*	607-080	44102-86041*	607-080	04438-10040	613-199
<b>SKODA LCV</b>		28021-AA053*	607-151	28021-AA053*	607-151	44101-82021*	607-080	44102-86G00*	607-614	04438-10060	613-240
		28021-AA130*	607-084	28021-AA130*	607-084	44101-82313*	607-080	44102-86G60*	607-614	04438-12050	613-111
		28021-AA131*	607-084	28021-AA131*	607-084	44101-82611*	607-080	44102-M72F12*	607-361	04438-12190	613-239
6Q0 498 099C	607-403	28021-AA132*	607-084	28021-AA132*	607-084	44101-83E10*	607-672	44114-63B60*	607-252	04438-12290	613-243
6Q0 498 099D	607-413	28021-AA150*	607-151	28021-AA150*	607-151	44101-83E11*	607-672	44115-78010#	607-080	04438-16010	613-244
6Q0 498 099E	607-414	28021-AA151*	607-151	28021-AA151*	607-151	44101-83E50*	607-394	44115-82611*	607-068	04438-16011	613-244
6Q0 498 203	613-272	28021-AA152*	607-151	28021-AA152*	607-151	44101-84012*	607-117	44116-51K00	607-724	04438-20070	613-166
6Q0 498 203	613-278	28021-AA160*	607-247	28021-AA160*	607-247	44101-84150*	607-117	44116-60B20*	607-114	04438-20131	613-243
6Q0 498 203A	613-283	28021-AA161*	607-247	28021-AA161*	607-247	44101-84330*	607-117	44116-60B30*	607-114	04438-20150	613-237
		28021-AA162*	607-247	28021-AA162*	607-247	44101-84331*	607-117	44116-64B10*	607-149	04438-32011	613-061
		28021-AA481*	607-247	28021-AA481*	607-247	44101-85E50*	607-555	44118-51K00	613-523	04438-42081	613-530
		28021-AA491*	607-247	04438-87701	613-070	44101-86041*	607-080	44118-60DD1	613-059	04438-44050	613-336
<b>SMART</b>		28021-AA511*	607-084	44010-60A20#	607-380	44101-86G00*	607-614	44118-60G00	613-251	04438-44051	613-336
		28021-AA511*	607-247	44101-51K00*	607-724	44101-86G60*	607-614	44118-60G00	613-441	04438-52020	613-268
		28021-AA541*	607-247	44101-60A10*	607-380	44102-51K00*	607-724	44118-60G01	613-251	04438-52020	613-318
0003233V011	655-630	28021-AA551*	607-084	44101-60A20*	607-380	44102-60A10*	607-380	44118-60G22	613-096	04438-52041	613-311
0003234V010	655-629	28021-AA551*	607-247	44101-60B12*	607-114	44102-60A20*	607-380	44118-64B10	613-129	04438-52071	613-309
0003234V011	655-629	28021-AC090*	607-247	44101-60B20*	607-114	44102-60B12*	607-114	44118-67D01	613-262	43030-28010*	607-536
454 330 00 85	613-409	28021-AC130*	607-084	44101-60B30*	607-114	44102-60B20*	607-114	44118-71C10	613-128	43405-60030*	606-218
454 330 14 01*	607-615	28021-AC170*	607-247	44101-60DD0*	607-068	44102-60B30*	607-114	44118-80E01	613-095	43405-60040*	606-217
454 330 15 01*	607-615	28021-AC171*	607-247	44101-60DD1*	607-068	44102-60DD0*	607-068	44118-83E50	613-270	43405-60050*	606-218
454 330 24 01*	607-615	28021-AC190*	607-247	44101-60G00*	607-365	44102-60DD1*	607-068	44118-83E50	613-447	43410-02040*	607-352
454 330 11 01*	607-507	28021-AC280*	607-247	44101-60G01*	607-365	44102-60G00*	607-365	44118-84110	613-099	43410-02070*	607-352
454 330 17 01	613-354	28021-AC281*	607-247	44101-60G10*	607-365	44102-62B11*	607-114	44118-85E50	613-380	43410-02250*	607-544
		28021-KA440*	607-320	44101-60G20*	607-266	44102-62B12*	607-114	44118-86061	613-095	43410-03010*	607-334
		28021-KA450*	607-320	44101-60G22*	607-266	44102-62B22*	607-114	44118-86G00	613-408	43410-05330*	607-539
		28021-KA570*	607-320	44101-62B11*	607-114	44102-62J90*	607-602	44118-M72F00	613-248	43410-05340*	607-539
<b>SUBARU</b>		28021-KA580*	607-320	44101-62B12*	607-114	44102-63B10*	607-114	44118-M72F11	613-248	43410-05380*	607-778
		28023-AA120	613-181	44101-62B22*	607-114	44102-63B20*	607-114	44118-M72F20	613-248	43410-0D020	655-1068
		28023-AC060	613-074	44101-62J90*	607-602	44102-63B21*	607-114	44133-60A10	613-261	43410-0D020*	607-557
23221-GA232*	607-046	28091-AA012*	607-084	44101-63B10*	607-114	44102-64B10*	607-149			43410-0D080*	607-557
23221-GA233*	607-046	28091-AA094*	607-247	44101-63B20*	607-114	44102-64B11*	607-149			43410-0D150*	607-557
23221-GA242*	607-018	28091-KA390*	607-319	44101-64B10*	607-149	44102-64B20*	607-149			43410-0D170	655-893
23221-GA243*	607-018	28091-KA400*	607-319	44101-64B11*	607-149	44102-67D00*	607-540			43410-0D180	655-895

TOYOTA		43410-20060*	607-134	43420-0D020	655-1052	43420-20190*	607-207	43470-09780*	607-557	171 407 311K#	607-021
		43410-20070*	607-134	43420-0D020*	607-557	43420-20191*	607-207	43470-09A14*	607-539	171 407 311L#	607-096
		43410-20100*	607-070	43420-0D080*	607-557	43420-20221*	607-351	43470-09A15*	607-544	171 407 311P#	607-050
		43410-20110*	607-351	43420-0D150*	607-557	43420-20241*	607-351	43470-09C90*	607-528	171 407 331C#	617-003
43410-0H010	655-921	43410-20111*	607-351	43420-0D170	655-892	43420-20270*	607-393	43470-09L30*	621-001	171 407 331E#	617-003
43410-0H020	655-858	43410-20151*	607-346	43420-0D180	655-894	43420-20271*	607-393	43470-19216*	607-346	171 407 331F#	617-004
43410-10020*	607-253	43410-20151*	607-347	43420-0H010	655-920	43420-20281*	607-346	43470-19236*	607-070	171 407 331H#	617-004
43410-10030*	607-253	43410-20220*	607-070	43420-0H020	655-857	43420-20291*	607-070	43470-19316*	607-347	171 407 331K#	617-004
43410-10040*	607-253	43410-20221*	607-351	43420-10020*	607-253	43420-20291*	607-339	43470-29216*	607-393	171 407 331L#	617-003
43410-10050*	607-253	43410-20222*	607-351	43420-10030*	607-253	43420-20292*	607-339	43470-29218*	607-393	171 498 099	607-004
43410-10060*	607-253	43410-20240*	607-207	43420-10060*	607-253	43420-20301*	607-070	43470-39086*	607-070	171 498 099A	607-021
43410-10070*	607-271	43410-20241*	607-207	43420-10070*	607-271	43420-20340*	607-070	43470-49196*	607-536	171 498 099B	607-005
43410-10071*	607-271	43410-20291*	607-351	43420-10071*	607-271	43420-20380*	607-351	43470-49226*	607-485	171 498 099C	607-021
43410-10090*	607-253	43410-20311*	607-351	43420-10090*	607-253	43420-20430*	607-339	43470-59015*	607-392	171 498 103	617-004
43410-10130*	607-253	43410-20320*	607-393	43420-10130*	607-253	43420-20431*	607-339	43470-59025*	607-460	171 498 103C	617-004
43410-10150*	607-030	43410-20321*	607-393	43420-10150*	607-030	43420-20490*	607-351	43470-59045*	607-450	183 498 099A	607-150
43410-12020*	607-030	43410-20341*	607-070	43420-12020*	607-030	43420-20491*	607-351	43470-59065*	607-447	191 407 271	655-121
43410-12021*	607-030	43410-20341*	607-346	43420-12021*	607-030	43420-32010*	607-070	43470-59115*	607-447	191 407 271A	655-002
43410-12040*	607-070	43410-20420*	607-351	43420-12030*	607-030	43420-32011*	607-070	44410-33030*	607-326	191 407 271B	655-002
43410-12050*	607-030	43410-20440*	607-346	43420-12040*	607-070	43420-32030*	607-070	7849841	607-078	191 407 271C	655-002
43410-12060*	607-030	43410-20444*	607-347	43420-12060*	607-030	43420-32040*	607-070			191 407 271H	655-339
43410-12070*	607-070	43410-20450*	607-346	43420-12070*	607-070	43420-32120*	607-351			191 407 271HX	655-339
43410-12080*	607-030	43410-20530*	607-351	43420-12090*	607-030	43420-32121*	607-351			191 407 271K	655-339
43410-12090*	607-070	43410-20540*	607-351	43420-12091*	607-346	43420-32122*	607-351			191 407 271L	655-002
43410-12100*	607-070	43410-20720*	607-351	43420-12100*	607-070	43420-33010*	607-339			191 407 271N	655-121
43410-12130*	607-030	43410-20721*	607-351	43420-12101*	607-070	43420-33030*	607-326			191 407 271NV	655-121
43410-12131*	607-346	43410-32010*	607-070	43420-12110*	607-070	43420-33040*	607-325	43405-60040*	606-217	191 407 271NX	655-121
43410-12140*	607-070	43410-32011*	607-070	43420-12140*	607-070	43420-42020*	607-351			191 407 271P	655-002
43410-12141*	607-070	43410-32020*	607-070	43420-12141*	607-070	43420-42021*	607-070			191 407 271Q	655-002
43410-12150*	607-070	43410-32021*	607-070	43420-12150*	607-351	43420-42023*	607-351			191 407 271R	655-002
43410-12170*	607-070	43410-32022*	607-070	43420-12151*	607-351	43420-42050*	607-536			191 407 271S	655-339
43410-12171*	607-070	43410-32030*	607-070	43420-12161*	607-347	43420-42140*	607-536			191 407 271T	655-339
43410-12181*	607-351	43410-32031*	607-070	43420-12250*	607-346	43420-51Y10*	607-070			191 407 272	655-003
43410-12191*	607-347	43410-32040*	607-070	43420-12250*	607-347	43420-52070*	607-450	93194650	607-724	191 407 272A	655-003
43410-12210*	607-070	43410-32041*	607-070	43420-12260*	607-346	43420-52070	655-1053	93194655	607-724	191 407 272AA	655-003
43410-12211*	607-351	43410-32060*	607-070	43420-12310*	607-351	43420-52120	655-1050	93194659	607-723	191 407 272AB	655-003
43410-12260*	607-346	43410-32140*	607-351	43420-12370*	607-351	43420-52180	655-892	93194660	607-723	191 407 272AC	655-003
43410-12260*	607-347	43410-32141*	607-351	43420-13030*	607-536	43420-59050*	607-460			191 407 272AE	655-003
43410-12270*	607-346	43410-32181*	607-339	43420-16050*	607-030	43460-09270*	607-484			191 407 272AF	655-615
43410-12320*	607-351	43410-32182*	607-339	43420-16060*	607-030	43460-09490*	607-483			191 407 272AG	655-615
43410-12350*	607-070	43410-33010*	607-339	43420-16080*	607-030	43460-09530*	607-557			191 407 272AK	655-189
43410-12350*	607-346	43410-33040*	607-325	43420-16090*	607-030	43460-09601*	607-539			191 407 272BA	655-003
43410-12360*	607-351	43410-42020*	607-351	43420-20010*	607-070	43460-09621*	607-544			191 407 272BD	655-615
43410-12400*	607-351	43410-42021*	607-070	43420-20020*	607-070	43460-09C80*	607-528	113 501 331	617-004	191 407 272C	655-003
43410-12401*	607-351	43410-42023*	607-351	43420-20040*	607-134	43460-09M60	621-002	113 598 101	617-004	191 407 272CV	655-615
43410-12420*	607-346	43410-42120*	607-536	43420-20050*	607-134	43460-19086*	607-253	171 407 271	655-052	191 407 272CX	655-615
43410-12420*	607-347	43410-52070*	607-450	43420-20060*	607-070	43460-19276*	607-346	171 407 271G	655-052	191 407 272E	655-003
43410-12420*	607-351	43410-52070	655-1054	43420-20070*	607-070	43460-19286*	607-070	171 407 271GX	655-052	191 407 272F	655-615
43410-12430*	607-346	43410-52120	655-1051	43420-20111*	607-346	43460-19306*	607-070	171 407 271R	655-052	191 407 272H	655-615
43410-16050*	607-030	43410-52180	655-893	43420-20111*	607-347	43460-19365*	607-347	171 407 271RX	655-052	191 407 272J	655-189
43410-16060*	607-030	43410-59050*	607-460	43420-20120*	607-070	43460-49106*	607-536	171 407 271S	655-052	191 407 272N	655-121
43410-16080*	607-030	43420-02040*	607-352	43420-20121*	607-346	43460-49146*	607-485	171 407 271T	655-052	191 407 272X	655-003
43410-16090*	607-030	43420-02070*	607-352	43420-20121*	607-347	43460-59045*	607-450	171 407 311#	607-004	191 407 274	655-003
43410-20010*	607-070	43420-02280*	607-544	43420-20161*	607-351	43470-09480*	607-484	171 407 311D#	607-049	191 407 274AX	655-003
43410-20020*	607-070	43420-05150*	607-539	43420-20170*	607-070	43470-09500*	607-513	171 407 311E#	607-035	191 407 274BX	655-003
43410-20031*	607-070	43420-05240*	607-539	43420-20171*	607-351	43470-09560*	607-484	171 407 311F#	607-021	191 407 274CX	655-615
43410-20040*	607-070	43420-05380*	607-778	43420-20172*	607-351	43470-09740*	607-483	171 407 311J#	607-005	191 407 274DX	655-615

Ad. OE	CIFAM ref.	Ad. OE	CIFAM ref.	Ad. OE	CIFAM ref.	Ad. OE	CIFAM ref.	Ad. OE	CIFAM ref.	Ad. OE	CIFAM ref.
<b>VOLKSWAGEN</b>		1H0 407 272QX	<b>655-355</b>	1J0 498 203	<b>613-154</b>	321 498 103D	<b>617-010B</b>	443 498 103A	<b>617-014</b>	6Q0 407 452EX	<b>655-612</b>
		1H0 407 272S	<b>655-357</b>	1K0 407 271AP	<b>655-881</b>	321 498 203	<b>613-004</b>	443 498 203A	<b>613-536</b>	6Q0 407 452FX	<b>655-612</b>
		1H0 407 272X	<b>655-355</b>	1K0 407 271AT	<b>655-759</b>	321 498 203	<b>613-047</b>	4D0 498 099	<b>607-267</b>	6Q0 407 452GX	<b>655-612</b>
		1H0 407 274V	<b>655-353</b>	1K0 407 271BJ	<b>655-761</b>	321 498 203A	<b>613-048</b>	4D0 598 099	<b>607-267</b>	6Q0 407 452HX	<b>655-614</b>
191 407 274RX	<b>655-003</b>	1H0 407 274X	<b>655-353</b>	1K0 407 271CP	<b>655-759</b>	357 407 271A	<b>655-123</b>	4E0 407 285	<b>613-436</b>	6Q0 498 099C	<b>607-403</b>
191 407 274X	<b>655-003</b>	1H0 407 311#	<b>607-189</b>	1K0 407 271DH	<b>655-877</b>	357 407 271B	<b>655-123</b>	4E0 407 305D#	<b>607-695</b>	6Q0 498 099D	<b>607-413</b>
191 407 311#	<b>607-021</b>	1H0 407 311C#	<b>607-021</b>	1K0 407 271DJ	<b>655-763</b>	357 407 271D	<b>655-121</b>	4E0 498 099A	<b>607-695</b>	6Q0 498 099E	<b>607-414</b>
191 407 311B#	<b>607-009</b>	1H0 407 311D#	<b>607-009</b>	1K0 407 272CC	<b>655-760</b>	357 407 271EX	<b>655-123</b>	4E0 498 203	<b>613-468</b>	6Q0 498 099F	<b>607-415</b>
191 407 311C#	<b>607-009</b>	1H0 407 331#	<b>617-003</b>	1K0 407 272CR	<b>655-1064</b>	357 407 271G	<b>655-123</b>	5M0 498 099	<b>607-708</b>	6Q0 498 203	<b>613-272</b>
191 407 311F#	<b>607-009</b>	1H0 407 331B#	<b>617-010</b>	1K0 407 272DM	<b>655-882</b>	357 407 271GX	<b>655-123</b>	5M0 498 203	<b>613-480</b>	6Q0 498 203	<b>613-278</b>
191 407 311H#	<b>607-021</b>	1H0 407 331D#	<b>617-010</b>	1K0 407 272EN	<b>655-762</b>	357 407 271H	<b>655-123</b>	5Z0 498 099A	<b>607-653</b>	6Q0 498 203A	<b>613-283</b>
191 407 311J#	<b>607-009</b>	1H0 407 417	<b>655-751</b>	1K0 407 272FR	<b>655-760</b>	357 407 271HX	<b>655-123</b>	5Z0 498 203	<b>613-433</b>	6Q0 498 203B	<b>613-284</b>
191 407 311L#	<b>607-009</b>	1H0 407 418	<b>655-752</b>	1K0 407 272GK	<b>655-760</b>	357 407 271P	<b>655-123</b>	6E0 407 271C	<b>655-475</b>	6QE 498 099	<b>607-533</b>
191 407 331#	<b>617-010</b>	1H0 498 099	<b>607-009</b>	1K0 407 272GM	<b>655-760</b>	357 407 271Q	<b>655-751</b>	6E0 407 271G	<b>655-171</b>	6QE 498 099B	<b>607-531</b>
191 407 331A#	<b>617-010</b>	1H0 498 099A	<b>607-189</b>	1K0 407 272HB	<b>655-878</b>	357 407 272	<b>655-124</b>	6E0 407 272D	<b>655-476</b>	6QE 498 203	<b>613-368</b>
191 498 099	<b>607-021</b>	1H0 498 203	<b>613-048</b>	1K0 407 272HK	<b>655-764</b>	357 407 272B	<b>655-124</b>	6E0 407 272H	<b>655-172</b>	6QE 498 203A	<b>613-367</b>
191 498 099A	<b>607-009</b>	1H0 498 203	<b>613-152</b>	1K0 407 272JT	<b>655-764</b>	357 407 272E	<b>655-355</b>	6E0 407 311#	<b>607-547</b>	6X0 407 271K	<b>655-472</b>
191 498 099B	<b>607-009</b>	1H0 498 203A	<b>613-152</b>	1K0 407 272NJ	<b>655-762</b>	357 407 272F	<b>655-124</b>	6E0 407 451BX	<b>655-171</b>	6X0 407 272E	<b>655-474</b>
191 498 099F	<b>607-021</b>	1H0 498 203A	<b>613-319</b>	1K0 407 311F#	<b>607-465</b>	357 407 272FX	<b>655-124</b>	6E0 407 451X	<b>655-475</b>	6X0 407 331#	<b>617-010C</b>
191 498 103	<b>617-010B</b>	1J0 407 271AC	<b>655-207</b>	1K0 407 311G#	<b>607-462</b>	357 407 272L	<b>655-124</b>	6E0 407 452AX	<b>655-172</b>	6X0 407 451AX	<b>655-472</b>
191 498 103A	<b>617-010B</b>	1J0 407 271AL	<b>655-207</b>	1K0 407 311H#	<b>607-467</b>	357 407 272M	<b>655-124</b>	6E0 407 452X	<b>655-476</b>	6X0 407 451X	<b>655-472</b>
191 498 103C	<b>617-010B</b>	1J0 407 271AP	<b>655-358</b>	1K0 407 311J#	<b>607-463</b>	357 407 272MV	<b>655-124</b>	6E0 498 099	<b>607-547</b>	6X0 407 452X	<b>655-474</b>
191 498 104	<b>617-010A</b>	1J0 407 271AQ	<b>655-358</b>	1K0 407 311L#	<b>607-467</b>	357 407 272MX	<b>655-124</b>	6E0 498 203	<b>613-376</b>	6X0 498 099	<b>607-466</b>
191 498 104A	<b>617-010A</b>	1J0 407 271C	<b>655-358</b>	1K0 498 099	<b>607-467</b>	357 407 311#	<b>607-009</b>	6K0 407 271C	<b>655-002</b>	6X0 498 103	<b>617-010C</b>
191 498 201D	<b>614-005</b>	1J0 407 271CG	<b>655-443</b>	1K0 498 099A	<b>607-462</b>	357 498 099	<b>607-009</b>	6K0 407 272H	<b>655-003</b>	6X0 498 203	<b>613-322</b>
191 498 203	<b>613-048</b>	1J0 407 271EP	<b>655-443</b>	1K0 498 099B	<b>607-463</b>	357 498 099D	<b>607-009</b>	6N0 407 271	<b>655-127</b>	7H0 498 203	<b>613-436</b>
191 498 203C	<b>613-005</b>	1J0 407 271ES	<b>655-443</b>	1K0 498 099C	<b>607-467</b>	357 498 099E	<b>607-189</b>	6N0 407 271H	<b>655-171</b>	7L0 498 099A	<b>607-659</b>
191 498 203C	<b>613-048</b>	1J0 407 271F	<b>655-207</b>	1K0 498 099D	<b>607-465</b>	357 498 099EV	<b>607-189</b>	6N0 407 271J	<b>655-127</b>	7L0 498 099C	<b>607-659</b>
191 598 099	<b>607-096</b>	1J0 407 271FD	<b>655-443</b>	1K0 498 099E	<b>607-467</b>	357 498 099EX	<b>607-189</b>	6N0 407 271X	<b>655-127</b>	7L0 498 203	<b>613-416</b>
1H0 407 271	<b>655-352</b>	1J0 407 271FN	<b>655-358</b>	1K0 498 103	<b>617-010C</b>	357 498 103	<b>617-010B</b>	6N0 407 272	<b>655-128</b>	7L0 498 203	<b>613-426</b>
1H0 407 271A	<b>655-187</b>	1J0 407 271GC	<b>655-443</b>	1K0 498 103B	<b>617-022</b>	357 498 103A	<b>617-010B</b>	6N0 407 272J	<b>655-172</b>	7L0 498 203	<b>613-437</b>
1H0 407 271AX	<b>655-187</b>	1J0 407 271JL	<b>655-779</b>	1K0 498 201B	<b>614-020</b>	357 498 103B	<b>617-010B</b>	6N0 407 272X	<b>655-128</b>	7L6 407 271G*	<b>607-633</b>
1H0 407 271F	<b>655-121</b>	1J0 407 271LM	<b>655-443</b>	1K0 498 203	<b>613-293</b>	357 498 104	<b>617-010A</b>	6N0 407 311#	<b>607-190</b>	7L6 498 099B	<b>607-633</b>
1H0 407 271FX	<b>655-121</b>	1J0 407 271LN	<b>655-443</b>	1K0 498 203	<b>613-321</b>	3B0 498 099A	<b>607-375</b>	6N0 407 331#	<b>617-023</b>	7L6 498 099B	<b>607-644</b>
1H0 407 271H	<b>655-352</b>	1J0 407 272AP	<b>655-208</b>	1K0 498 203A	<b>613-320</b>	3B0 498 099B	<b>607-381</b>	6N0 407 451BX	<b>655-171</b>	7M0 407 271J	<b>655-360</b>
1H0 407 271N	<b>655-751</b>	1J0 407 272AT	<b>655-211</b>	1K0 498 203B	<b>613-293</b>	3B0 498 099D	<b>607-375</b>	6N0 498 099	<b>607-190</b>	7M0 407 271L	<b>655-360</b>
1H0 407 271P	<b>655-751</b>	1J0 407 272BJ	<b>655-444</b>	1K0 498 203B	<b>613-321</b>	3B0 498 099E	<b>607-641</b>	6N0 498 103	<b>617-023</b>	7M0 407 272E	<b>655-267</b>
1H0 407 271V	<b>655-352</b>	1J0 407 272BR	<b>655-444</b>	251 598 101A	<b>617-014</b>	3B0 498 203A	<b>613-178</b>	6N0 498 201	<b>614-021</b>	7M0 498 099	<b>607-389</b>
1H0 407 271X	<b>655-352</b>	1J0 407 272CT	<b>655-748</b>	321 407 311L#	<b>607-096</b>	3B0 498 203A	<b>613-258</b>	6N0 498 203	<b>613-153</b>	7M0 498 099A	<b>607-444</b>
1H0 407 272	<b>655-355</b>	1J0 407 272F	<b>655-208</b>	321 407 311M#	<b>607-096</b>	3B0 498 203A	<b>613-259</b>	6Q0 407 271AS	<b>655-611</b>	7M0 498 203	<b>613-266</b>
1H0 407 272A	<b>655-188</b>	1J0 407 272GC	<b>655-444</b>	321 407 331#	<b>617-004</b>	3B0 498 203B	<b>613-263</b>	6Q0 407 271AT	<b>655-611</b>	7M0 498 203A	<b>613-306</b>
1H0 407 272AC	<b>655-353</b>	1J0 407 272GD	<b>655-444</b>	321 407 331B#	<b>617-004</b>	3B0 498 203D	<b>613-424</b>	6Q0 407 271BE	<b>655-613</b>	7M3 407 272A	<b>655-267</b>
1H0 407 272AD	<b>655-355</b>	1J0 407 272GE	<b>655-758</b>	321 407 331D#	<b>617-010</b>	3C0 407 311A#	<b>607-658</b>	6Q0 407 271BS	<b>655-613</b>	807 407 331#	<b>617-004</b>
1H0 407 272AF	<b>655-357</b>	1J0 407 272JC	<b>655-758</b>	321 498 099	<b>607-049</b>	3C0 498 099	<b>607-658</b>	6Q0 407 271DB	<b>655-613</b>	811 407 311#	<b>607-050</b>
1H0 407 272AG	<b>655-353</b>	1J0 407 272JK	<b>655-211</b>	321 498 099A	<b>607-096</b>	431 407 311C#	<b>607-150</b>	6Q0 407 271DJ	<b>655-875</b>	811 498 099	<b>607-050</b>
1H0 407 272AX	<b>655-188</b>	1J0 407 272KT	<b>655-444</b>	321 498 099B	<b>607-096</b>	431 407 311G#	<b>617-014</b>	6Q0 407 272BC	<b>655-612</b>	811 498 099F	<b>607-096</b>
1H0 407 272C	<b>655-357</b>	1J0 407 311C#	<b>607-189</b>	321 498 099C	<b>607-050</b>	431 407 331E#	<b>617-004</b>	6Q0 407 272BD	<b>655-612</b>	811 498 103A	<b>617-010</b>
1H0 407 272M	<b>655-188</b>	1J0 407 311D#	<b>607-189</b>	321 498 099E	<b>607-096</b>	431 407 331G#	<b>617-014</b>	6Q0 407 272BE	<b>655-612</b>	823 407 313#	<b>607-049</b>
1H0 407 272MV	<b>655-357</b>	1J0 407 451AX	<b>655-358</b>	321 498 099F	<b>607-096</b>	431 498 099B	<b>607-150</b>	6Q0 407 272BK	<b>655-614</b>	855 407 311#	<b>607-128</b>
1H0 407 272MX	<b>655-188</b>	1J0 498 099	<b>607-241</b>	321 498 103	<b>617-004</b>	431 498 103C	<b>617-014</b>	6Q0 407 272DM	<b>655-876</b>	855 498 099	<b>607-128</b>
1H0 407 272N	<b>655-752</b>	1J0 498 099A	<b>607-241</b>	321 498 103A	<b>617-004</b>	431 498 203C	<b>613-105</b>	6Q0 407 451DX	<b>655-611</b>	855 498 099A	<b>607-128</b>
1H0 407 272Q	<b>655-355</b>	1J0 498 099E	<b>607-428</b>	321 498 103B	<b>617-010</b>	441 498 203A	<b>613-196</b>	6Q0 407 451EX	<b>655-611</b>	855 498 099B	<b>607-128</b>
1H0 407 272QV	<b>655-355</b>	1J0 498 103	<b>617-022</b>	321 498 103C	<b>617-010A</b>	443 407 331D#	<b>617-014</b>	6Q0 407 451FX	<b>655-613</b>	861 498 099	<b>607-035</b>

VOLKSWAGEN		8D0 498 099C	607-377	443 407 331D#	617-014	VOLVO		36001181*	607-774	4308413#	607-001	
		8D0 498 099D	607-441	443 498 103A	617-014			36001357*	607-765	4308418#	607-001	
		8D0 498 099E	607-441	5M0 498 099	607-708			36001358*	607-765	4313087#	607-001	
		8D0 498 203A	613-178	5M0 498 203	613-480			36001449*	607-774	4328468#	607-001	
861 498 201	614-004	8D0 498 203B	613-300	6N0 407 311#	607-190	271649	613-110	36001451*	607-738	4383758	613-001	
861 498 203	613-036	ZBA 407 311#	607-049	6N0 498 099	607-190	271827	613-253	36001452*	607-738	4383758	613-002	
871 407 271CX	655-127	ZBA 407 331#	617-004	6N0 498 203	613-153	272440	613-478	36001461*	607-774	4390952#	607-002	
871 407 272EX	655-128	ZBC 407 331#	617-004	6Q0 498 099E	607-414	272441	613-478	81113303*	607-133	4465504#	607-001	
871 407 272G	655-128			6Q0 498 203A	613-283	272442	613-478	8251517*	607-706	4475837#	607-001	
871 407 311#	607-034			6QE 498 099	607-533	272442	613-515	8251531*	607-642	5944690#	607-001	
871 498 099	607-034	<b>VOLKSWAGEN LCV</b>			6QE 498 203	613-368	613-448	8251532*	607-642	7076344#	607-001	
871 498 099A	607-034			6U0 407 283	613-135	274336	613-265	8601100	655-459	7501348	613-001	
871 498 203A	613-035			701 407 271AC	655-757	274441	613-265	8601100*	607-133	7501348	613-002	
893 407 311#	607-050			701 407 271B	655-186	30611947*	607-642	8601100*	655-460	7560070#	607-002	
893 498 099	607-050	171 407 311F#	607-021	701 407 271C	655-359	30711754	613-525	8601101	607-133	7577041#	607-002	
893 498 103	617-010	171 407 311K#	607-021	701 407 271G	655-750	30783268	613-526	8601101*	655-463			
8A0 407 283	614-012	171 498 099A	607-021	701 407 271K	655-749	30783269	613-526	8601102	607-368			
8D0 407 271AN	655-201	171 498 099C	607-021	701 407 271L	655-750	30871328*	607-385	8601102*	655-464	<b>GKN/LOBRO</b>		
8D0 407 271AP	655-197	191 407 311#	607-021	701 407 271M	655-605	30871328*	607-631	8601103	607-368			
8D0 407 271AQ	655-199	191 407 311H#	607-021	701 407 271P	655-606	30899071	613-265	8601103*	655-463			
8D0 407 271BQ	655-609	191 498 099	607-021	701 407 321B#	607-123	3103799	614-017	8601462	607-706			
8D0 407 271DL	655-197	191 498 099B	607-009	701 407 321B#	607-123	31256018	613-524	8601571*	655-497	300313	613-082	
8D0 407 271DP	655-201	191 498 099F	607-021	701 407 321C#	607-124	31256020	613-525	8601678*	655-496	300313	613-094	
8D0 407 271DT	655-603	191 498 201D	614-005	701 407 321D#	607-229	31256051	613-541	8601679*	607-642	300314	613-081	
8D0 407 271EB	655-609	191 498 203	613-048	701 407 321E#	607-229	31256052	613-526	8601967*	607-642	300315	613-151	
8D0 407 271EK	655-609	191 498 203C	613-005	701 407 321G#	607-229	31256053	613-526	8601968*	607-642	300315	613-151	
8D0 407 272AN	655-202	191 498 203C	613-048	701 407 331A#	617-019	31256231	613-369	8602072	655-342	300316	613-117	
8D0 407 272AP	655-198	1H0 407 311C#	607-021	701 407 331B#	617-024	31272781	613-539	8602577*	607-538	300317	613-049	
8D0 407 272AQ	655-200	1H0 498 203	613-048	701 407 451X	655-605	31272782	613-539	8603259*	607-775	300319	613-178	
8D0 407 272BJ	655-202	1H0 498 203A	613-319	701 498 099	607-123	3202921	617-018	8603486*	607-775	300319	613-258	
8D0 407 272BQ	655-610	1K0 407 311G#	607-462	701 498 099A	607-124	325275	613-200	8603794*	607-538	300319	613-259	
8D0 407 272CL	655-202	1K0 407 311J#	607-463	701 498 099B	607-230	3284415	614-017	8603815*	607-774	300320	613-144	
8D0 407 272DL	655-198	1K0 407 311L#	607-467	701 498 099C	607-229	3410425	613-254	8603816*	607-774	300320	613-158	
8D0 407 272DP	655-202	1K0 498 099	607-467	701 498 103	617-019	34303966*	607-369	8653876	613-448	300320	613-196	
8D0 407 272DT	655-604	1K0 498 099A	607-462	701 498 103A	617-024	34324392	613-200	9122567	655-459	300320	613-300	
8D0 407 305G#	607-239	1K0 498 099B	607-463	701 498 201	614-018	34331017*	607-272	91225672	655-461	300320	613-424	
8D0 407 305H#	607-377	1K0 498 099C	607-467	701 498 201	614-022	3433105*	607-376	9122568	655-460	300321	613-101	
8D0 407 305J#	607-267	1K0 498 203A	613-320	701 498 203	613-101	34349050*	607-273	91225680	655-462	300323	613-058	
8D0 407 305M#	607-381	211 501 331B#	617-001	701 498 203A	613-145	36000141*	607-772	9122919	655-463	300324	613-003	
8D0 407 305Q#	607-375	211 598 101	617-001	7D0 407 271A	655-608	36000437*	607-774	9122919*	607-368	300325	613-141	
8D0 407 451AV	655-199	212 501 331#	617-001	7H0 407 271AH	655-643	36000505*	607-673	9122920	655-464	300325	613-241	
8D0 407 451AX	655-199	251 501 203B	655-001	7H0 407 271AH*	617-031	36000514*	607-673	9122920*	607-368	300326	613-120	
8D0 407 451BV	655-201	251 501 203BX	655-001	7H0 407 321#	607-479	36000519*	607-538	9163580	655-464	300326	613-122	
8D0 407 451BX	655-201	251 501 203D	655-001	7H0 407 321A#	607-478	36000546*	607-774	9163581	655-463	300327	613-091	
8D0 407 451FX	655-201	251 501 203D	655-001	7H0 407 321B#	607-478	36000549*	607-775	9163588	655-460	300327	613-538	
8D0 407 451NX	655-609	251 501 203DX	655-001	7H0 407 321C#	607-479	36000550*	607-774	9163589	655-459	300329	613-091	
8D0 407 451V	655-197	251 501 203G	655-001	7H0 407 321D#	607-479	36000552*	607-774	9183785	655-463	300329	613-282	
8D0 407 451X	655-197	251 501 331#	617-001	7H0 498 099	607-478	36000555*	607-774	9463378*	607-538	300330	613-033	
8D0 407 452AV	655-200	251 598 101	617-001	7H0 498 099A	607-479	36000557*	607-775	9463379*	607-706	300331	613-074	
8D0 407 452AX	655-200	251 598 101A	617-014	7H0 498 099B	607-479	36000559*	607-774			300331	613-181	
8D0 407 452BX	655-202	251 598 201	614-001	7H0 498 103C	617-031	36000562*	607-774			300332	613-231	
8D0 407 452MX	655-610	2K0 407 271E	655-883	7H0 498 203	613-332	36000692*	607-738			300332	613-233	
8D0 407 452V	655-198	321 498 203A	613-048	7H0 498 203A	613-507	36000699*	607-773			300335	613-143	
8D0 407 452X	655-198	357 498 099	607-009	861 498 201	614-004	36000700*	607-772	<b>ZASTAVA</b>			300335	613-242
8D0 498 099	607-239	431 407 311G#	617-014	8A0 407 283	614-012	36000703*	607-773			300337	613-065	
8D0 498 099B	607-239	431 407 331G#	617-014			36001075*	607-738	4087120#	607-001	300337	613-108	
		431 498 103C	617-014			36001076*	607-738	4247399#	607-001	300338	613-078	
						36001180*	607-774	4308412#	607-001	300338	613-113	

CROSS REFERENCES LIST



\* =OE Semiasse/ Driveshaft/ Trasmission/ Achswelle/ Semieje  
# =OE Giunto senza KIT/ CVJ w/o KIT/ Joint sans Kit/ Gelenk Ohne Satz/ Junta sin Kit

Ad. OE	CIFAM ref.	Ad. OE	CIFAM ref.	Ad. OE	CIFAM ref.	Ad. OE	CIFAM ref.	Ad. OE	CIFAM ref.	Ad. OE	CIFAM ref.
<b>GKN/LOBRO</b>		300368	<b>613-186</b>	300428	<b>613-250</b>	300832	<b>655-202</b>	300894#	<b>607-159</b>	300967#	<b>607-126</b>
		300368	<b>613-269</b>	300431	<b>613-022</b>	300832	<b>655-610</b>	300895#	<b>607-247</b>	300968#	<b>607-273</b>
		300369	<b>613-029</b>	300432	<b>613-202</b>	300834	<b>655-603</b>	300896#	<b>607-138</b>	300969#	<b>607-272</b>
		300369	<b>613-239</b>	300435	<b>613-130</b>	300835	<b>655-604</b>	300897#	<b>607-135</b>	300970#	<b>607-049</b>
300338	<b>613-182</b>	300369	<b>613-243</b>	300437	<b>613-131</b>	300838	<b>655-751</b>	300898#	<b>607-157</b>	300971#	<b>607-096</b>
300338	<b>613-201</b>	300369	<b>613-244</b>	300437	<b>613-536</b>	300839	<b>655-752</b>	300900#	<b>607-198</b>	300976#	<b>607-007</b>
300339	<b>613-227</b>	300371	<b>613-021</b>	300439	<b>613-253</b>	300840#	<b>607-377</b>	300901#	<b>607-131A</b>	300977#	<b>607-057</b>
300341	<b>613-037</b>	300371	<b>613-044</b>	300441	<b>614-009</b>	300841#	<b>607-239</b>	300902#	<b>607-248</b>	300978#	<b>607-056</b>
300341	<b>613-204</b>	300373	<b>613-200</b>	300448	<b>614-017</b>	300842#	<b>607-053A</b>	300903#	<b>607-315</b>	300979#	<b>607-015</b>
300343	<b>613-036</b>	300374	<b>613-071</b>	300456	<b>614-004</b>	300843#	<b>607-250</b>	300904#	<b>607-136</b>	300980#	<b>607-047</b>
300345	<b>613-026</b>	300375	<b>613-060</b>	300458	<b>614-006</b>	300845#	<b>607-050</b>	300905#	<b>607-189</b>	300981#	<b>607-026</b>
300346	<b>613-070</b>	300376	<b>613-057</b>	300459	<b>614-008</b>	300846#	<b>607-111</b>	300906#	<b>607-103</b>	300982#	<b>607-104</b>
300346	<b>613-099</b>	300377	<b>613-046</b>	300459	<b>614-010</b>	300847#	<b>607-053</b>	300911	<b>607-083</b>	300983#	<b>607-048</b>
300346	<b>613-129</b>	300377	<b>613-090</b>	300468	<b>614-005</b>	300848#	<b>607-084</b>	300912#	<b>607-257</b>	300984#	<b>607-010</b>
300346	<b>613-137</b>	300377	<b>613-125</b>	300479	<b>614-007</b>	300849#	<b>607-009</b>	300913#	<b>607-093</b>	300986#	<b>607-010</b>
300347	<b>613-084</b>	300378	<b>613-043</b>	300481	<b>614-001</b>	300850#	<b>607-091</b>	300914#	<b>607-016</b>	300988#	<b>607-079</b>
300347	<b>613-215</b>	300378	<b>613-184</b>	300486	<b>614-011</b>	300851#	<b>607-313</b>	300915#	<b>607-095</b>	300989#	<b>607-086</b>
300348	<b>613-106</b>	300380	<b>613-116</b>	300492	<b>614-002</b>	300852#	<b>607-188</b>	300917#	<b>607-094</b>	300990#	<b>607-044</b>
300348	<b>613-150</b>	300381	<b>613-209</b>	300492	<b>614-003</b>	300853#	<b>607-112</b>	300918#	<b>607-109</b>	300991#	<b>607-071</b>
300351	<b>613-001</b>	300382	<b>613-048</b>	300528	<b>614-015</b>	300855#	<b>607-140</b>	300919#	<b>607-110</b>	300992#	<b>607-113</b>
300351	<b>613-002</b>	300382	<b>613-153</b>	300535	<b>614-018</b>	300856#	<b>607-267</b>	300920#	<b>607-155</b>	300993#	<b>607-101</b>
300351	<b>613-056</b>	300388	<b>613-140</b>	300535	<b>614-022</b>	300856#	<b>607-441</b>	300921#	<b>607-064</b>	300994#	<b>607-044</b>
300353	<b>613-017</b>	300388	<b>613-213</b>	300543	<b>614-026</b>	300857#	<b>607-174</b>	300921#	<b>607-162</b>	300996#	<b>607-054</b>
300353	<b>613-083</b>	300389	<b>613-168</b>	300551	<b>613-225</b>	300858#	<b>607-195</b>	300923#	<b>607-131</b>	300997#	<b>607-072</b>
300353	<b>613-134</b>	300393	<b>613-102</b>	300557	<b>613-019</b>	300859#	<b>607-174</b>	300924#	<b>607-088</b>	300998#	<b>607-045</b>
300354	<b>613-008</b>	300393	<b>613-161</b>	300562	<b>613-088</b>	300861#	<b>607-123</b>	300925#	<b>607-098</b>	300999#	<b>607-027</b>
300355	<b>613-004</b>	300394	<b>613-066</b>	300624	<b>655-214</b>	300862#	<b>607-124</b>	300927#	<b>607-172</b>	301000#	<b>607-028</b>
300355	<b>613-005</b>	300394	<b>613-261</b>	300645	<b>655-214</b>	300864#	<b>607-295</b>	300928#	<b>607-173</b>	301000#	<b>607-100</b>
300355	<b>613-006</b>	300396	<b>613-024</b>	300645	<b>655-697</b>	300865#	<b>607-001</b>	300929#	<b>607-151</b>	301001#	<b>607-085</b>
300355	<b>613-047</b>	300396	<b>613-105</b>	300653	<b>655-212</b>	300866#	<b>607-067</b>	300930#	<b>607-059</b>	301003#	<b>607-060</b>
300355	<b>613-048</b>	300396	<b>613-148</b>	300656	<b>655-621</b>	300867#	<b>607-097</b>	300931#	<b>607-153</b>	301004#	<b>607-060</b>
300356	<b>613-013</b>	300402	<b>613-048</b>	300657	<b>655-622</b>	300868#	<b>607-274</b>	300935#	<b>607-160</b>	301004#	<b>607-087</b>
300356	<b>613-015</b>	300402	<b>613-152</b>	300669	<b>655-001</b>	300869#	<b>607-171</b>	300936#	<b>607-068</b>	301009#	<b>607-040</b>
300356	<b>613-063</b>	300403	<b>613-030</b>	300681	<b>655-213</b>	300871#	<b>607-380</b>	300936#	<b>607-080</b>	301011#	<b>607-018</b>
300357	<b>613-035</b>	300404	<b>613-011</b>	300682	<b>655-213</b>	300872#	<b>607-192</b>	300937#	<b>607-036</b>	301012#	<b>607-046</b>
300358	<b>613-103</b>	300405	<b>613-073</b>	300689	<b>655-215</b>	300875#	<b>607-332</b>	300938#	<b>607-037</b>	301013#	<b>607-070</b>
300360	<b>613-052</b>	300407	<b>613-171</b>	300690	<b>655-676</b>	300876#	<b>607-147</b>	300939#	<b>607-041</b>	301014#	<b>607-030</b>
300360	<b>613-075</b>	300408	<b>613-040</b>	300701	<b>655-215</b>	300877#	<b>607-329</b>	300940#	<b>607-035</b>	301015#	<b>607-070</b>
300360	<b>613-086</b>	300408	<b>613-050</b>	300702	<b>655-676</b>	300878#	<b>607-346</b>	300945#	<b>607-129</b>	301016#	<b>607-024</b>
300362	<b>613-042</b>	300408	<b>613-051</b>	300745	<b>655-092</b>	300879#	<b>607-014</b>	300946#	<b>607-001</b>	301017#	<b>607-069</b>
300362	<b>613-087</b>	300410	<b>613-207</b>	300749	<b>655-676</b>	300880#	<b>607-156</b>	300947#	<b>607-002</b>	301018#	<b>607-004</b>
300363	<b>613-087</b>	300411	<b>613-068</b>	300768	<b>655-092</b>	300881#	<b>607-125</b>	300948#	<b>607-019</b>	301019#	<b>607-021</b>
300363	<b>613-112</b>	300413	<b>613-190</b>	300792	<b>655-774</b>	300883#	<b>607-003</b>	300950#	<b>607-228</b>	301020#	<b>607-005</b>
300363	<b>613-193</b>	300415	<b>613-100</b>	300793	<b>655-774</b>	300884#	<b>607-106</b>	300951#	<b>607-215</b>	301021#	<b>607-021</b>
300364	<b>613-023</b>	300417	<b>613-254</b>	300799	<b>655-181</b>	300885#	<b>607-032</b>	300952#	<b>607-081</b>	301022#	<b>607-034</b>
300364	<b>613-045</b>	300419	<b>613-031</b>	300800	<b>655-182</b>	300886#	<b>607-013</b>	300953#	<b>607-158</b>	301023#	<b>607-021</b>
300364	<b>613-119</b>	300421	<b>613-020</b>	300801	<b>655-184</b>	300887#	<b>607-106</b>	300954#	<b>607-089</b>	301024#	<b>607-185</b>
300364	<b>613-121</b>	300422	<b>613-065</b>	300809	<b>655-771</b>	300888#	<b>607-105</b>	300956	<b>614-023</b>	301026#	<b>607-122</b>
300364	<b>613-138</b>	300423	<b>613-206</b>	300819	<b>655-205</b>	300889#	<b>607-161</b>	300958#	<b>607-011</b>	301027#	<b>607-066</b>
300367	<b>613-185</b>	300425	<b>613-224</b>	300820	<b>655-206</b>	300890#	<b>607-251</b>	300958#	<b>607-221</b>	301028#	<b>607-133</b>
300367	<b>613-188</b>	300426	<b>613-152</b>	300821	<b>655-684</b>	300891#	<b>607-164</b>	300960#	<b>607-220</b>	301029#	<b>607-308</b>
300368	<b>613-061</b>	300426	<b>613-319</b>	300822	<b>655-685</b>	300892#	<b>607-165</b>	300962#	<b>607-205</b>	301030#	<b>607-223</b>
300368	<b>613-111</b>	300427	<b>613-110</b>	300829	<b>655-201</b>	300893#	<b>607-163</b>	300965#	<b>607-092</b>	301032#	<b>607-090</b>

GKN/LOBRO		301135#	617-012	301359	655-250	301714	655-615	301859	655-051	301933	655-525
		301136#	617-002	301360	655-249	301715	655-339	301861	655-042	301934	655-524
		301137#	617-001	301374	655-617	301717	655-339	301862	655-041	301935	655-079
301034#	607-270	301140#	617-010	301375	655-618	301718	655-172	301863	655-041	301936	655-078
301037#	607-284	301141#	617-010	301376	655-619	301718	655-615	301865	655-037	301939	607-050
301038#	607-284	301151#	617-001	301377	655-620	301720	655-752	301866	655-036	301940	607-111
301041#	607-103	301159#	617-017	301378	655-774	301721	655-123	301867	655-039	301941	607-053
301043#	607-369	301160#	617-014	301379	655-719	301722	655-188	301868	655-038	301942	607-053
301044#	607-376	301162#	617-014	301391	655-717	301722	655-357	301869	655-110	301943	607-053A
301047#	607-025	301169#	617-016	301392	655-774	301722	655-752	301870	655-038	301944	607-250
301048#	607-128	301177#	617-019	301393	655-718	301773	655-461	301870	655-109	301946	607-084
301049#	607-050	301199	655-379	301394	655-719	301773	655-463	301872	655-035	301947	607-009
301051#	607-181	301217	655-684	301395	655-459	301774	655-462	301873	655-111	301948	607-009
301052#	607-127	301218	655-197	301396	655-460	301774	655-464	301874	655-035	301949	607-313
301053#	607-219	301219	655-199	301467	655-179	301785	655-016	301876	655-054	301950	607-112
301054#	607-093	301220	655-201	301468	655-180	301786	655-098	301877	655-055	301951	607-091
301056#	607-168	301221	655-198	301469	655-120	301789	655-007	301878	655-074	301952	607-188
301057#	607-170	301222	655-200	301469	655-436	301790	655-616	301879	655-075	301953	607-140
301058#	607-031	301223	655-202	301470	655-119	301791	655-023	301880	655-048	301954	607-140
301059#	607-143	301241	655-123	301470	655-435	301792	655-024	301881	655-049	301955	607-239
301060#	607-062	301241	655-187	301501	655-621	301793	655-023	301882	655-074	301956	607-377
301061#	607-167	301242	655-124	301502	655-622	301794	655-024	301883	655-050	301957	607-174
301062#	607-144	301244	655-123	301505	655-275	301795	655-025	301885	655-076	301959	607-174
301063#	607-008	301245	655-123	301505	655-276	301796	655-026	301886	655-034	301960	607-195
301064#	607-052	301247	655-183	301506	655-275	301797	655-027	301887	655-033	301961	607-267
301065#	607-051	301248	655-184	301506	655-276	301798	655-028	301888	655-030	301961	607-441
301066#	607-073	301257	655-182	301509	655-058	301799	655-027	301889	655-029	301961	607-641
301068#	607-077	301257	655-184	301510	655-059	301800	655-028	301890	655-034	301962	607-267
301069#	607-042	301258	655-181	301519	655-052	301801	655-017	301891	655-033	301963	607-123
301069#	607-058	301258	655-183	301532	655-002	301802	655-018	301893	655-046	301964	607-124
301070#	607-009	301260	655-182	301533	655-003	301803	655-019	301894	655-044	301965	607-117
301072#	607-009	301261	655-181	301534	655-121	301804	655-020	301895	655-043	301966	607-067
301074#	607-119	301263	655-682	301535	655-003	301829	655-021	301899	655-056	301967	607-097
301075#	607-121	301273	655-771	301537	655-002	301830	655-022	301900	655-057	301968	607-295
301078#	607-368	301274	655-684	301538	655-003	301831	655-101	301900	655-058	301969	607-274
301088#	607-152	301275	655-685	301545	655-189	301832	655-100	301903	655-112	301970	607-380
301089#	607-150	301276	655-771	301547	655-003	301833	655-062	301905	655-004	301971	607-014
301090#	607-203	301277	655-684	301548	655-121	301833	655-063	301906	655-005	301972	607-156
301092#	607-020	301278	655-685	301549	655-355	301834	655-062	301919	655-097	301973	607-125
301093#	607-169	301285	655-182	301551	655-352	301835	655-069	301920	655-006	301974	607-003
301094#	607-166	301306	655-771	301552	655-355	301836	655-068	301921	655-007	301975	607-106
301095	606-217	301307	655-205	301553	655-353	301837	655-059	301923	655-082	301976	607-013
301096#	607-277	301313	655-206	301554	655-355	301838	655-058	301923	655-083	301977	607-013
301100#	617-007	301319	655-683	301555	655-121	301841	655-167	301923	655-129	301978	607-106
301103#	617-017	301322	655-359	301560	655-184	301841	655-557	301924	655-082	301979	607-032
301104#	617-018	301323	655-186	301561	655-183	301842	655-556	301925	655-004	301980	607-105
301106#	617-004	301324	655-750	301616	655-686	301845	655-026	301925	655-080	301982	607-161
301116#	617-004	301325	655-750	301617	655-686	301846	655-025	301926	655-005	301983	607-332
301117#	617-003	301329	655-089	301618	655-686	301847	655-165	301926	655-081	301984	607-147
301118#	617-004	301330	655-088	301619	655-751	301848	655-164	301927	655-015	301985	607-329
301123#	617-008	301334	655-088	301620	655-752	301849	655-040	301927	655-104	301986	607-251
301124#	617-006	301346	655-088	301666	655-182	301850	655-106	301928	655-014	301987	607-164
301127#	617-002	301347	655-089	301706	655-271	301850	655-112	301928	655-103	301988	607-165
301128#	617-005	301355	655-250	301708	655-272	301855	655-046	301929	655-011	301989	607-163
301129#	617-002	301356	655-249	301708	655-274	301855	655-047	301930	655-010	301990	607-159
301134#	617-012	301357	655-091	301709	655-273	301857	655-107	301931	655-131	301991	607-247
		301358	655-090	301710	655-361	301858	655-108	301932	655-130	301992	607-346



Ad. OE	CIFAM ref.	Ad. OE	CIFAM ref.	Ad. OE	CIFAM ref.	Ad. OE	CIFAM ref.	Ad. OE	CIFAM ref.	Ad. OE	CIFAM ref.
<b>GKN/LOBRO</b>		302047	<b>607-221</b>	302107	<b>607-046</b>	302181	<b>607-119</b>	302307	<b>607-014</b>	302428	<b>655-166</b>
		302049	<b>607-220</b>	302108	<b>607-070</b>	302182	<b>607-121</b>	302315	<b>617-028</b>	302428	<b>655-564</b>
		302050	<b>607-242</b>	302109	<b>607-030</b>	302183	<b>607-121</b>	302317	<b>607-158</b>	302435	<b>655-628</b>
		302051	<b>607-205</b>	302110	<b>607-070</b>	302184	<b>607-308</b>	302318	<b>607-158</b>	302436	<b>655-175</b>
301992	<b>607-351</b>	302052	<b>607-033</b>	302111	<b>607-024</b>	302190	<b>607-152</b>	302319#	<b>607-184</b>	302436	<b>655-179</b>
301993	<b>607-135</b>	302052	<b>607-205</b>	302112	<b>607-069</b>	302192	<b>607-368</b>	302322	<b>613-145</b>	302437	<b>655-174</b>
301994	<b>607-138</b>	302054	<b>607-092</b>	302113	<b>607-004</b>	302193	<b>607-150</b>	302322	<b>613-255</b>	302440	<b>655-136</b>
301994	<b>607-141</b>	302055	<b>607-126</b>	302114	<b>607-021</b>	302194	<b>607-203</b>	302322	<b>613-266</b>	302441	<b>655-137</b>
301995	<b>607-157</b>	302057	<b>607-273</b>	302115	<b>607-005</b>	302196	<b>607-150A</b>	302322	<b>613-306</b>	302446	<b>607-230</b>
301996	<b>607-146</b>	302058	<b>607-272</b>	302116	<b>607-021</b>	302197	<b>607-203</b>	302322	<b>613-313</b>	302447	<b>607-229</b>
301997	<b>607-103</b>	302059	<b>607-049</b>	302117	<b>607-034</b>	302199	<b>607-020</b>	302322	<b>613-338</b>	302450	<b>607-333</b>
302001	<b>607-093</b>	302060	<b>607-096</b>	302118	<b>607-021</b>	302200	<b>607-166</b>	302322	<b>613-369</b>	302451	<b>607-340</b>
302002	<b>607-093</b>	302061	<b>607-185</b>	302122	<b>607-034</b>	302201	<b>607-169</b>	302324	<b>613-053</b>	302452	<b>607-226</b>
302004	<b>607-083</b>	302065	<b>607-007</b>	302123	<b>607-021</b>	302203	<b>607-277</b>	302324	<b>613-194</b>	302453	<b>607-227</b>
302005	<b>607-257</b>	302066	<b>607-007</b>	302124	<b>607-005</b>	302204	<b>607-277</b>	302324	<b>613-234</b>	302454	<b>607-116</b>
302006	<b>607-110</b>	302067	<b>607-029</b>	302125	<b>607-021</b>	302207	<b>617-007</b>	302324	<b>613-238</b>	302455	<b>607-198</b>
302007	<b>607-109</b>	302068	<b>607-057</b>	302128	<b>607-066</b>	302211	<b>617-017</b>	302362#	<b>607-229</b>	302456	<b>607-213</b>
302008	<b>607-016</b>	302069	<b>607-056</b>	302129	<b>607-122</b>	302212	<b>617-017</b>	302363#	<b>607-230</b>	302457	<b>607-152</b>
302009	<b>607-093</b>	302070	<b>607-015</b>	302130	<b>607-223</b>	302214	<b>617-018</b>	302366#	<b>607-333</b>	302458	<b>607-054</b>
302009	<b>607-095</b>	302073	<b>607-026</b>	302132	<b>607-090</b>	302215	<b>617-003</b>	302367#	<b>607-340</b>	302459	<b>607-269</b>
302010	<b>607-155</b>	302074	<b>607-104</b>	302133	<b>607-366</b>	302216	<b>617-004</b>	302368#	<b>607-254</b>	302464	<b>617-024</b>
302011	<b>607-094</b>	302075	<b>607-048</b>	302134	<b>607-270</b>	302217	<b>617-004A</b>	302369#	<b>607-152</b>	302559	<b>613-096</b>
302013	<b>607-131</b>	302076	<b>607-215</b>	302137	<b>607-284</b>	302227	<b>617-008</b>	302370#	<b>607-213</b>	302559	<b>613-114</b>
302014	<b>607-131A</b>	302077	<b>607-010</b>	302138	<b>607-284</b>	302228	<b>617-006</b>	302371#	<b>607-269</b>	302561	<b>613-097</b>
302015	<b>607-172</b>	302078	<b>607-011</b>	302141	<b>607-103</b>	302229	<b>617-003</b>	302374#	<b>617-024</b>	302561	<b>613-098</b>
302016	<b>607-173</b>	302079	<b>607-010</b>	302142	<b>607-369</b>	302229	<b>617-023</b>	302375	<b>655-606</b>	302562	<b>613-128</b>
302017	<b>607-088</b>	302080	<b>607-099</b>	302143	<b>607-376</b>	302230	<b>617-004</b>	302376	<b>655-605</b>	302562	<b>613-251</b>
302018	<b>607-098</b>	302081	<b>607-079</b>	302148	<b>607-133</b>	302230	<b>617-022</b>	302377	<b>655-750</b>	302563	<b>613-155</b>
302019	<b>607-248</b>	302082	<b>607-086</b>	302149	<b>607-025</b>	302231	<b>617-004</b>	302378	<b>655-749</b>	302574	<b>613-146</b>
302020	<b>607-315</b>	302083	<b>607-071</b>	302150	<b>607-127</b>	302232	<b>617-004</b>	302379	<b>655-757</b>	302575	<b>613-164</b>
302021	<b>607-136</b>	302084	<b>607-071</b>	302151	<b>607-050</b>	302233	<b>617-004</b>	302380	<b>655-605</b>	302575	<b>613-207</b>
302022	<b>607-151</b>	302085	<b>607-101</b>	302152	<b>607-128</b>	302238	<b>617-005</b>	302385	<b>655-095</b>	302579	<b>614-025</b>
302023	<b>607-059</b>	302085	<b>607-113</b>	302153	<b>607-181</b>	302240	<b>617-002A</b>	302385	<b>655-279</b>	302585#	<b>607-114</b>
302024	<b>607-189</b>	302086	<b>607-101</b>	302155	<b>607-219</b>	302241	<b>617-002</b>	302386	<b>655-096</b>	302586#	<b>607-149</b>
302025	<b>607-153</b>	302086	<b>607-113</b>	302159	<b>607-031</b>	302243	<b>607-133</b>	302386	<b>655-280</b>	302587#	<b>607-226</b>
302026	<b>607-160</b>	302087	<b>607-101</b>	302160	<b>607-031</b>	302246	<b>617-012</b>	302388	<b>655-192</b>	302588#	<b>607-227</b>
302027	<b>607-068</b>	302088	<b>607-101</b>	302162	<b>607-170</b>	302247	<b>617-010</b>	302389	<b>655-244</b>	302589#	<b>607-104</b>
302027	<b>607-080</b>	302089	<b>607-044</b>	302163	<b>607-143</b>	302248	<b>617-012</b>	302390	<b>655-244</b>	302590#	<b>607-191</b>
302028	<b>607-036</b>	302090	<b>607-044</b>	302164	<b>607-062</b>	302249	<b>617-010</b>	302391	<b>655-243</b>	302592#	<b>607-137</b>
302029	<b>607-037</b>	302091	<b>607-044</b>	302165	<b>607-168</b>	302251	<b>617-002</b>	302392	<b>655-194</b>	302593#	<b>607-137</b>
302030	<b>607-041</b>	302093	<b>607-079</b>	302166	<b>607-167</b>	302252	<b>617-002</b>	302392	<b>655-244</b>	302611#	<b>617-027</b>
302031	<b>607-035</b>	302094	<b>607-045</b>	302167	<b>607-144</b>	302253	<b>617-006</b>	302397	<b>655-256</b>	302628	<b>607-114</b>
302034	<b>607-129</b>	302095	<b>607-086</b>	302168	<b>607-008</b>	302255	<b>617-001</b>	302398	<b>655-255</b>	302629	<b>607-149</b>
302035	<b>607-001</b>	302096	<b>607-054</b>	302169	<b>607-051</b>	302257	<b>617-010B</b>	302399	<b>655-258</b>	302631	<b>607-191</b>
302036	<b>607-002</b>	302097	<b>607-027</b>	302170	<b>607-052</b>	302258	<b>613-203</b>	302400	<b>655-257</b>	302632	<b>607-104</b>
302038	<b>607-019</b>	302098	<b>607-028</b>	302171	<b>607-073</b>	302260	<b>617-010</b>	302403	<b>655-259</b>	302634	<b>607-137</b>
302039	<b>607-228</b>	302098	<b>607-100</b>	302171	<b>607-074</b>	302261	<b>617-010B</b>	302404	<b>655-260</b>	302635	<b>607-137</b>
302040	<b>607-081</b>	302099	<b>607-085</b>	302172	<b>607-074A</b>	302262	<b>617-010A</b>	302405	<b>655-261</b>	302638	<b>607-323</b>
302041	<b>607-158</b>	302100	<b>607-060</b>	302173	<b>607-077</b>	302281	<b>617-017</b>	302406	<b>655-262</b>	302652	<b>617-027</b>
302042	<b>607-089</b>	302100	<b>607-087</b>	302174	<b>607-042</b>	302282	<b>617-014A</b>	302423	<b>655-565</b>	302658	<b>655-194</b>
302043	<b>607-061</b>	302101	<b>607-018</b>	302174	<b>607-058</b>	302287	<b>617-014</b>	302424	<b>655-558</b>	302689	<b>613-028</b>
302044	<b>607-038</b>	302104	<b>607-040</b>	302175	<b>607-009</b>	302297	<b>617-016</b>	302427	<b>655-167</b>	302741	<b>613-067</b>
302046	<b>607-039</b>	302106	<b>607-018</b>	302177	<b>607-009</b>	302305	<b>617-019</b>	302427	<b>655-565</b>	302742	<b>613-187</b>

		302815#	607-118	302922	655-285	303052	655-160	303110#	607-212	303198	613-534
		302816#	607-289A	302922	655-287	303053	655-161	303111	607-209	303199	655-379
		302830	655-360	302922	655-291	303054	655-138	303112	607-210	303200	655-380
		302831	655-267	302923	655-286	303055	655-139	303113	607-211	303202	655-381
302743	613-197	302832	655-360	302923	655-288	303056	655-140	303114	607-212	303203	655-382
302743	613-235	302833	655-267	302923	655-292	303057	655-141	303115	607-245	303204	655-383
302745	613-212	302834	655-360	302924	655-287	303058	655-142	303116	607-214	303205	655-385
302745	613-230	302835	655-267	302925	655-284	303059	655-143	303117	607-211	303206	655-562
302746	613-229	302843	655-173	302926	655-288	303060	655-144	303118	607-212	303207	655-563
302747	613-214	302843	655-376	302927	655-286	303061	655-145	303119	613-279	303208	655-387
302747	613-273	302849	655-118	302928	655-146	303064	655-115	303120	607-405	303208	655-389
302749	613-135	302849	655-598	302929	655-147	303064	655-599	303123	607-323	303209	655-388
302752#	607-076	302850	655-117	302937	655-150	303065	655-116	303126	607-323	303209	655-390
302753#	607-075	302854#	607-298	302941#	607-241	303065	655-600	303127#	607-266	303214	655-560
302757#	607-261	302856#	607-201	302942#	607-189	303066	655-315	303128	607-266	303215	655-561
302758#	607-078	302857#	607-200	302952	655-464	303066	655-594	303139	606-217	303216	655-391
302759#	607-294	302860	607-325	302955	655-463	303068	655-115	303140	606-217	303216	655-393
302760#	607-253	302861	607-118	302959	613-154	303069	655-116	303152	655-185	303217	655-392
302761#	607-207	302863	607-289A	302960	613-154	303070	655-569	303152	655-377	303217	655-394
302761#	607-339	302865	655-093	302961	607-241	303071	655-570	303153	655-207	303218	655-407
302763#	607-268	302865	655-094	302962	607-241	303072	655-571	303154	655-208	303218	655-411
302763#	607-335	302867#	607-192	302963	607-189	303073	655-572	303155	655-207	303219	655-408
302764#	607-190	302869#	607-283	302968#	607-398	303074	655-573	303156	655-208	303219	655-412
302765#	607-248	302870	607-192	302969	607-398	303075	655-574	303157	655-358	303220	655-405
302766#	607-276	302872	607-283	302971	655-226	303076	655-117	303159	655-747	303220	655-409
302767#	607-134	302873	655-541	302974	655-241	303076	655-597	303160	655-748	303221	655-406
302769#	607-291	302876	655-078	302975	655-242	303077	655-118	303161	655-358	303221	655-410
302770#	607-249	302877	655-079	302977	607-328	303077	655-598	303162	655-211	303228	655-056
302778	607-076	302878	655-519	302978#	607-328	303078	655-317	303164	655-606	303228	655-395
302779	607-075	302879	655-137	302980#	607-362	303078	655-594	303165	655-757	303228	655-401
302783	607-261	302880	655-150	302982	607-171	303080	655-117	303166	655-605	303229	655-169
302784	607-294	302883	655-149	302983	607-064	303081	655-118	303167	655-755	303229	655-396
302785	607-253	302887	655-149	302983	607-162	303082	613-162	303169	613-007	303229	655-402
302786	607-146	302888	655-311	302984	607-115	303082	613-163	303172#	607-311	303230	655-397
302787	607-254	302889	655-312	302985#	607-115	303084	607-201	303174	607-311	303231	655-432
302788	607-268	302898	655-308	302986	613-025	303085	607-200	303176	613-095	303233	655-397
302789	607-248	302899	655-306	302987#	607-048	303085	607-202	303176	613-248	303233	655-403
302790	607-276	302903	655-298	302989	607-048	303091	607-265	303178	607-361	303234	655-398
302791	607-134	302904	655-297	302994	607-353	303093#	607-405	303179	607-360	303234	655-404
302792	607-291	302905	655-302	302995	607-132	303094	613-219	303179	607-361	303234	655-432
302793	607-249	302906	655-301	302995#	607-236	303094	613-256	303181#	607-384	303237	655-156
302794	607-184	302907	655-300	302997	607-132	303095	607-298	303182#	607-372	303238	655-157
302796	607-190	302907	655-304	302997	607-236	303096#	607-120	303183	607-384	303241	655-217
302797	613-027	302908	655-299	302998	607-236	303098	607-120	303184	607-372	303242	655-218
302797	613-077	302908	655-303	302999	613-109	303099	607-120	303185	613-123	303243	655-520
302799#	607-325	302910	655-305	303001	607-158	303100	613-167	303185	613-124	303244	655-521
302801#	607-234	302911	655-307	303004	607-252	303100	613-173	303186#	607-232	303247	655-217
302802	613-177	302912	655-014	303042	655-084	303100	613-175	303187#	607-231	303248	655-218
302803	607-234	302913	655-015	303043	655-085	303100	613-217	303188#	607-240	303249	655-079
302807	613-159	302914	655-130	303044	655-084	303101	613-179	303189#	607-296	303250	655-136
302811	613-156	302915	655-131	303045	655-085	303101	613-218	303190#	607-306	303251	655-137
302811	613-157	302916	655-103	303046	655-815	303102	613-089	303191#	607-297	303252	655-078
302813	613-139	302917	655-104	303047	655-816	303102	613-092	303192#	607-258	303253	655-519
302813	613-166	302918	655-132	303048	655-086	303102	613-149	303193#	607-245	303256	613-264
302813	613-237	302919	655-133	303049	655-087	303103#	607-209	303194#	607-300	303256	613-315
302814	607-207	302920	655-283	303050	655-158	303104#	607-210	303195#	607-440	303258	613-308
302814	607-339	302921	655-284	303051	655-159	303109#	607-211	303196#	607-244	303258	613-504

\* =OE Semiassa/ Driveshaft/ Trasmissione/ Achswelle/ Semieje

# =OE Giunto senza KIT/ CVJ w/o KIT/ Joint sans Kit/ Gelenk Ohne Satz/ Junta sin Kit

Ad. OE	CIFAM ref.	Ad. OE	CIFAM ref.	Ad. OE	CIFAM ref.	Ad. OE	CIFAM ref.	Ad. OE	CIFAM ref.	Ad. OE	CIFAM ref.
<b>GKN/LOBRO</b>		303328	<b>613-107</b>	303421	<b>613-515</b>	303485	<b>613-198</b>	303560	<b>607-706</b>	303744	<b>613-285</b>
		303332	<b>607-354</b>	303423	<b>607-642</b>	303485	<b>613-274</b>	303561	<b>607-082</b>	303839	<b>607-251</b>
		303333#	<b>607-354</b>	303430	<b>607-206</b>	303486	<b>607-383</b>	303566	<b>613-503</b>	303840	<b>607-301</b>
		303335	<b>613-309</b>	303431	<b>607-139</b>	303487	<b>607-399</b>	303566	<b>613-506</b>	303849	<b>607-335</b>
303258	<b>613-509</b>	303336	<b>607-275</b>	303432	<b>607-216</b>	303488	<b>655-733</b>	303570	<b>655-730</b>	303849	<b>607-643</b>
303259	<b>613-173</b>	303337#	<b>607-275</b>	303432	<b>607-571</b>	303489	<b>655-734</b>	303571	<b>655-731</b>	303852	<b>607-104</b>
303259	<b>613-175</b>	303338#	<b>607-280</b>	303433	<b>607-204</b>	303490	<b>655-735</b>	303572	<b>655-732</b>	303854	<b>607-161</b>
303259	<b>613-217</b>	303339	<b>607-280</b>	303434	<b>607-175</b>	303491	<b>655-291</b>	303574	<b>655-728</b>	303859	<b>607-312</b>
303260	<b>613-016</b>	303342#	<b>607-287</b>	303435	<b>607-208</b>	303492	<b>655-292</b>	303575	<b>655-729</b>	303866	<b>607-347</b>
303260	<b>613-174</b>	303343	<b>655-492</b>	303436	<b>607-364</b>	303493	<b>655-736</b>	303580	<b>655-330</b>	303870	<b>607-084</b>
303260	<b>613-535</b>	303344	<b>655-493</b>	303437	<b>607-453</b>	303494	<b>655-737</b>	303581	<b>655-329</b>	303871	<b>607-319</b>
303261	<b>613-216</b>	303345	<b>655-494</b>	303438	<b>607-453</b>	303495	<b>655-196</b>	303582	<b>655-330</b>	303874	<b>607-406</b>
303262	<b>613-133</b>	303346	<b>655-495</b>	303440	<b>613-220</b>	303496	<b>655-378</b>	303587	<b>607-351</b>	303875	<b>613-280</b>
303263	<b>613-093</b>	303347	<b>655-488</b>	303446	<b>613-336</b>	303497	<b>655-867</b>	303590	<b>607-639</b>	303876	<b>607-367</b>
303263	<b>613-191</b>	303348	<b>655-489</b>	303447	<b>607-349</b>	303498	<b>655-869</b>	303591	<b>613-422</b>	303878	<b>607-434</b>
303263	<b>613-378</b>	303349	<b>655-486</b>	303450	<b>607-230</b>	303499	<b>655-868</b>	303592	<b>655-547</b>	303880	<b>607-367</b>
303264	<b>613-133</b>	303350	<b>655-487</b>	303451	<b>607-229</b>	303500	<b>655-870</b>	303605	<b>607-375</b>	303881	<b>613-252</b>
303264	<b>613-286</b>	303355	<b>655-268</b>	303455	<b>655-116</b>	303501	<b>655-1027</b>	303606	<b>613-258</b>	303882	<b>607-434</b>
303265	<b>607-232</b>	303358	<b>607-287</b>	303455	<b>655-600</b>	303502	<b>655-1028</b>	303606	<b>613-259</b>	303883	<b>613-298</b>
303266	<b>607-231</b>	303359	<b>613-009</b>	303456	<b>655-316</b>	303505	<b>655-861</b>	303607	<b>607-387</b>	303885	<b>613-441</b>
303267	<b>607-225</b>	303365#	<b>607-472</b>	303456	<b>655-595</b>	303506	<b>655-862</b>	303608	<b>607-388</b>	303888	<b>607-116</b>
303267	<b>607-240</b>	303366#	<b>607-473</b>	303457	<b>655-118</b>	303507	<b>655-1029</b>	303609	<b>607-418</b>	303890	<b>607-400</b>
303268	<b>607-296</b>	303367#	<b>607-474</b>	303457	<b>655-598</b>	303508	<b>655-1030</b>	303610	<b>607-640</b>	303891	<b>613-211</b>
303269	<b>607-306</b>	303369	<b>607-472</b>	303458	<b>655-318</b>	303509	<b>607-389</b>	303611	<b>613-423</b>	303891	<b>613-275</b>
303270	<b>607-297</b>	303370	<b>607-473</b>	303459	<b>655-324</b>	303511	<b>607-444</b>	303613	<b>655-599</b>	303892	<b>607-401</b>
303271	<b>607-258</b>	303371	<b>607-474</b>	303460	<b>655-323</b>	303512	<b>613-306</b>	303615	<b>655-596</b>	303893	<b>613-226</b>
303272	<b>607-245</b>	303373	<b>613-328</b>	303461	<b>655-314</b>	303513	<b>655-083</b>	303616	<b>655-594</b>	303893	<b>613-276</b>
303273	<b>607-300</b>	303373	<b>613-425</b>	303462	<b>655-313</b>	303526	<b>607-538</b>	303617	<b>655-739</b>	303893	<b>613-277</b>
303274	<b>607-440</b>	303374	<b>613-327</b>	303463	<b>655-415</b>	303527	<b>607-385</b>	303619	<b>655-740</b>	303893	<b>613-414</b>
303275	<b>607-244</b>	303379#	<b>607-348</b>	303464	<b>655-416</b>	303529	<b>607-628</b>	303620	<b>655-592</b>	303894	<b>607-513</b>
303278	<b>607-334</b>	303380	<b>607-348</b>	303466	<b>655-416</b>	303531	<b>655-507</b>	303621	<b>655-599</b>	303896	<b>607-460</b>
303281	<b>607-145</b>	303381#	<b>607-373</b>	303467	<b>655-708</b>	303532	<b>655-910</b>	303622	<b>655-600</b>	303897	<b>613-268</b>
303285	<b>607-043</b>	303382	<b>607-373</b>	303468	<b>655-709</b>	303533	<b>655-911</b>	303623	<b>655-594</b>	303897	<b>613-318</b>
303286	<b>613-041</b>	303383	<b>613-256</b>	303469	<b>655-706</b>	303536	<b>607-179</b>	303624	<b>655-590</b>	303898	<b>607-527</b>
303289	<b>613-183</b>	303385	<b>607-354</b>	303470	<b>655-707</b>	303537	<b>607-263</b>	303625	<b>655-871</b>	303899	<b>613-365</b>
303295	<b>607-663</b>	303388	<b>607-329</b>	303473	<b>607-382</b>	303540	<b>617-030</b>	303626	<b>655-872</b>	303900	<b>607-530</b>
303296	<b>613-439</b>	303390#	<b>607-148</b>	303474	<b>607-177</b>	303541	<b>614-027</b>	303629	<b>655-863</b>	303901	<b>613-366</b>
303304#	<b>607-197</b>	303391	<b>607-148</b>	303475	<b>607-302</b>	303544	<b>655-265</b>	303631	<b>655-864</b>	303901	<b>613-434</b>
303305#	<b>607-196</b>	303393#	<b>607-404</b>	303476	<b>607-431</b>	303545	<b>655-162</b>	303652	<b>655-231</b>	303901	<b>613-442</b>
303306	<b>607-197</b>	303394	<b>607-404</b>	303477	<b>613-222</b>	303546	<b>655-127</b>	303653	<b>655-232</b>	303904	<b>607-545</b>
303307	<b>607-196</b>	303395	<b>613-127</b>	303477	<b>613-296</b>	303546	<b>655-128</b>	303654	<b>655-233</b>	303905	<b>613-374</b>
303308#	<b>607-193</b>	303400#	<b>607-259</b>	303479	<b>613-014</b>	303547	<b>655-127</b>	303655	<b>655-234</b>	303910	<b>607-395</b>
303309#	<b>607-194</b>	303401	<b>607-259</b>	303479	<b>613-034</b>	303547	<b>655-128</b>	303656	<b>655-235</b>	303911	<b>613-018</b>
303310	<b>607-193</b>	303403	<b>607-177</b>	303479	<b>613-079</b>	303548	<b>655-263</b>	303657	<b>655-236</b>	303911	<b>613-226</b>
303311	<b>607-194</b>	303405	<b>607-176</b>	303479	<b>613-169</b>	303549	<b>655-413</b>	303659	<b>655-238</b>	303911	<b>613-276</b>
303312	<b>655-695</b>	303407	<b>607-142</b>	303479	<b>613-192</b>	303550	<b>655-414</b>	303679	<b>655-672</b>	303911	<b>613-277</b>
303313	<b>655-696</b>	303409	<b>607-381</b>	303479	<b>613-210</b>	303551	<b>607-428</b>	303680	<b>655-673</b>	303913	<b>613-431</b>
303314	<b>655-691</b>	303410	<b>613-263</b>	303480	<b>607-303</b>	303555	<b>607-403</b>	303681	<b>655-956</b>	303914	<b>607-374</b>
303315	<b>655-692</b>	303412	<b>607-537</b>	303481	<b>607-288</b>	303556	<b>607-397</b>	303682	<b>655-957</b>	303915	<b>613-257</b>
303320	<b>607-301</b>	303413	<b>613-520</b>	303482	<b>607-514</b>	303556	<b>607-413</b>	303711	<b>655-239</b>	303915	<b>613-271</b>
303323	<b>607-447</b>	303417	<b>613-265</b>	303483	<b>613-296</b>	303557	<b>607-414</b>	303740	<b>607-365</b>	303916	<b>607-419</b>
303324	<b>607-447</b>	303419	<b>607-292</b>	303483	<b>613-359</b>	303558	<b>613-272</b>	303741	<b>607-365</b>	303916	<b>607-612</b>
303326	<b>607-141</b>	303421	<b>613-478</b>	303485	<b>613-080</b>	303559	<b>613-283</b>	303743	<b>607-417</b>	303917	<b>613-287</b>

	<b>GKN/LOBRO</b>	304058	<b>613-472</b>	304329	<b>607-463</b>	304411	<b>655-348</b>	304563	<b>655-1032</b>	304710	<b>655-908</b>
		304062	<b>613-262</b>	304330	<b>613-320</b>	304411	<b>655-349</b>	304566	<b>655-786</b>	304712	<b>655-1040</b>
		304067	<b>613-383</b>	304331	<b>607-435</b>	304414	<b>655-554</b>	304582	<b>655-629</b>	304716	<b>655-905</b>
		304072	<b>613-351</b>	304332	<b>613-299</b>	304415	<b>655-555</b>	304583	<b>655-630</b>	304719	<b>655-897</b>
303917	<b>613-406</b>	304072	<b>613-353</b>	304333	<b>607-436</b>	304418	<b>655-721</b>	304596	<b>607-437</b>	304724	<b>655-1041</b>
303918	<b>607-493</b>	304072	<b>613-407</b>	304334	<b>613-379</b>	304419	<b>655-722</b>	304597	<b>613-010</b>	304725	<b>655-859</b>
303919	<b>613-179</b>	304075	<b>613-387</b>	304335	<b>607-551</b>	304420	<b>655-350</b>	304598	<b>607-726</b>	304728	<b>607-557</b>
303919	<b>613-218</b>	304077	<b>613-444</b>	304336	<b>613-379</b>	304421	<b>655-351</b>	304599	<b>613-489</b>	304729	<b>607-442</b>
303920	<b>607-493</b>	304080	<b>613-303</b>	304339	<b>655-896</b>	304424	<b>655-913</b>	304599	<b>613-527</b>	304732	<b>613-304</b>
303921	<b>607-396</b>	304086	<b>613-410</b>	304351	<b>655-443</b>	304425	<b>655-882</b>	304600	<b>607-718</b>	304734	<b>607-423</b>
303922	<b>655-546</b>	304089	<b>613-376</b>	304352	<b>655-607</b>	304425	<b>655-891</b>	304601	<b>607-717</b>	304740	<b>655-914</b>
303925	<b>655-610</b>	304101	<b>613-381</b>	304357	<b>655-476</b>	304426	<b>655-852</b>	304602	<b>613-488</b>	304746	<b>655-759</b>
303927	<b>655-444</b>	304102	<b>613-334</b>	304360	<b>655-608</b>	304427	<b>655-853</b>	304611	<b>607-592</b>	304748	<b>655-761</b>
303928	<b>607-407</b>	304107	<b>613-311</b>	304365	<b>655-587</b>	304428	<b>655-855</b>	304612	<b>613-392</b>	304749	<b>655-763</b>
303929	<b>613-281</b>	304212	<b>655-944</b>	304366	<b>655-536</b>	304429	<b>655-856</b>	304613	<b>607-593</b>	304750	<b>655-760</b>
303929	<b>613-421</b>	304213	<b>655-945</b>	304367	<b>655-537</b>	304436	<b>607-415</b>	304614	<b>613-393</b>	304752	<b>655-762</b>
303930	<b>607-382</b>	304232	<b>655-372</b>	304368	<b>655-231</b>	304437	<b>613-284</b>	304617	<b>655-940</b>	304753	<b>655-764</b>
303933	<b>607-382</b>	304233	<b>655-373</b>	304369	<b>655-232</b>	304438	<b>655-171</b>	304619	<b>655-875</b>	304755	<b>655-881</b>
303933	<b>607-572</b>	304234	<b>655-374</b>	304370	<b>655-424</b>	304438	<b>655-433</b>	304622	<b>655-698</b>	304761	<b>655-877</b>
303934	<b>607-549</b>	304235	<b>655-375</b>	304371	<b>655-538</b>	304439	<b>655-172</b>	304623	<b>607-653</b>	304767	<b>655-1064</b>
303935	<b>613-377</b>	304236	<b>655-974</b>	304372	<b>655-665</b>	304439	<b>655-434</b>	304624	<b>607-531</b>	304778	<b>655-909</b>
303936	<b>607-455</b>	304237	<b>655-975</b>	304373	<b>655-666</b>	304441	<b>655-472</b>	304625	<b>613-367</b>	304784	<b>655-920</b>
303936	<b>607-456</b>	304274	<b>655-338</b>	304374	<b>655-657</b>	304442	<b>655-474</b>	304640	<b>607-658</b>	304785	<b>655-921</b>
303948	<b>613-270</b>	304275	<b>655-363</b>	304375	<b>655-658</b>	304443	<b>655-611</b>	304652	<b>613-022</b>	304786	<b>655-857</b>
303950	<b>613-011</b>	304282	<b>655-342</b>	304376	<b>655-647</b>	304444	<b>655-612</b>	304653	<b>607-457</b>	304787	<b>655-858</b>
303950	<b>613-012</b>	304283	<b>655-343</b>	304377	<b>655-648</b>	304445	<b>655-613</b>	304654	<b>613-316</b>	304799	<b>607-222</b>
303951	<b>613-012</b>	304286	<b>607-078</b>	304378	<b>655-466</b>	304446	<b>655-614</b>	304655	<b>655-803</b>	304803	<b>607-475</b>
303951	<b>613-288</b>	304291	<b>655-693</b>	304378	<b>655-988</b>	304458	<b>607-412</b>	304656	<b>655-804</b>	304808	<b>613-329</b>
303951	<b>613-432</b>	304292	<b>655-694</b>	304379	<b>655-467</b>	304459	<b>607-394</b>	304680	<b>613-228</b>	304808	<b>613-467</b>
303952	<b>613-032</b>	304301	<b>655-1035</b>	304379	<b>655-989</b>	304461	<b>655-056</b>	304682	<b>655-915</b>	304809	<b>607-477</b>
303952	<b>613-072</b>	304302	<b>655-398</b>	304380	<b>607-420</b>	304462	<b>655-397</b>	304683	<b>607-424</b>	304810	<b>613-356</b>
303952	<b>613-165</b>	304303	<b>655-1036</b>	304383	<b>607-506</b>	304463	<b>655-396</b>	304684	<b>613-289</b>	304811	<b>607-550</b>
303952	<b>613-208</b>	304304	<b>607-668</b>	304383	<b>607-506A</b>	304465	<b>655-169</b>	304684	<b>613-290</b>	304812	<b>613-093</b>
303952	<b>613-388</b>	304306	<b>607-662</b>	304384	<b>607-504</b>	304466	<b>655-056</b>	304685	<b>655-809</b>	304812	<b>613-378</b>
303952	<b>613-415</b>	304307	<b>613-438</b>	304385	<b>613-349</b>	304495	<b>655-924</b>	304686	<b>655-810</b>	304813	<b>613-170</b>
303953	<b>613-297</b>	304308	<b>607-679</b>	304386	<b>607-505</b>	304496	<b>655-925</b>	304689	<b>655-786</b>	304814	<b>607-466</b>
303964	<b>607-059</b>	304309	<b>613-452</b>	304387	<b>613-312</b>	304507	<b>655-637</b>	304691	<b>607-525</b>	304815	<b>613-322</b>
303971	<b>607-260</b>	304309	<b>613-453</b>	304387	<b>613-350</b>	304508	<b>655-637</b>	304693	<b>607-539</b>	304816	<b>607-224</b>
303972	<b>607-053</b>	304309	<b>613-458</b>	304387	<b>613-463</b>	304509	<b>655-638</b>	304694	<b>613-370</b>	304817	<b>613-419</b>
303989	<b>607-320</b>	304310	<b>607-699</b>	304388	<b>607-452</b>	304510	<b>655-638</b>	304695	<b>607-541</b>	304817	<b>613-483</b>
303993	<b>607-478</b>	304311	<b>613-464</b>	304389	<b>613-463</b>	304511	<b>655-792</b>	304696	<b>613-371</b>	304818	<b>607-546</b>
303994	<b>613-332</b>	304312	<b>607-525</b>	304390	<b>607-439</b>	304512	<b>655-792</b>	304697	<b>607-506B</b>	304819	<b>613-172</b>
303994	<b>613-436</b>	304313	<b>617-002</b>	304391	<b>607-451</b>	304513	<b>655-793</b>	304698	<b>613-093</b>	304819	<b>613-375</b>
303995	<b>607-479</b>	304313	<b>617-020</b>	304392	<b>613-222</b>	304514	<b>655-793</b>	304698	<b>613-352</b>	304820	<b>607-476</b>
303996	<b>613-507</b>	304314	<b>614-019</b>	304396	<b>614-012</b>	304522	<b>655-424</b>	304698	<b>613-378</b>	304820	<b>607-647</b>
303997	<b>607-629</b>	304315	<b>617-020</b>	304397	<b>607-613</b>	304524	<b>655-801</b>	304699	<b>607-426</b>	304821	<b>607-600</b>
303998	<b>613-505</b>	304317	<b>617-020</b>	304398	<b>655-765</b>	304525	<b>655-802</b>	304700	<b>613-291</b>	304822	<b>613-396</b>
303998	<b>613-510</b>	304319	<b>655-177</b>	304399	<b>655-766</b>	304531	<b>655-543</b>	304701	<b>607-427</b>	304823	<b>607-544</b>
304004	<b>655-919</b>	304320	<b>655-176</b>	304400	<b>655-765</b>	304537	<b>655-838</b>	304702	<b>613-205</b>	304824	<b>613-540</b>
304005	<b>655-918</b>	304322	<b>607-347</b>	304401	<b>655-766</b>	304538	<b>655-839</b>	304702	<b>613-292</b>	304826	<b>655-876</b>
304023	<b>613-160</b>	304323	<b>613-240</b>	304402	<b>655-767</b>	304541	<b>655-951</b>	304703	<b>607-450</b>	304827	<b>607-484</b>
304023	<b>613-294</b>	304325	<b>607-465</b>	304403	<b>655-768</b>	304542	<b>655-952</b>	304704	<b>607-480</b>	304828	<b>613-335</b>
304023	<b>613-295</b>	304326	<b>613-293</b>	304404	<b>655-769</b>	304551	<b>613-416</b>	304705	<b>613-333</b>	304829	<b>607-604</b>
304036	<b>613-325</b>	304326	<b>613-321</b>	304405	<b>655-770</b>	304551	<b>613-426</b>	304706	<b>607-454</b>	304831	<b>607-590</b>
304046	<b>613-437</b>	304327	<b>607-462</b>	304409	<b>655-720</b>	304551	<b>613-437</b>	304706	<b>607-520</b>	304832	<b>607-590</b>
304058	<b>613-331</b>	304327	<b>607-467</b>	304410	<b>655-348</b>	304557	<b>607-659</b>	304707	<b>613-314</b>	304835	<b>613-398</b>
304058	<b>613-465</b>	304328	<b>613-321</b>	304410	<b>655-349</b>	304562	<b>655-1031</b>	304707	<b>613-362</b>	304836	<b>613-391</b>

Ad. OE	CIFAM ref.	Ad. OE	CIFAM ref.	Ad. OE	CIFAM ref.	Ad. OE	CIFAM ref.	Ad. OE	CIFAM ref.	Ad. OE	CIFAM ref.
<b>SPIDAN</b>		305057	<b>655-1018</b>	305534	<b>613-446</b>	20272	<b>617-004A</b>	20579	<b>655-547</b>	20686	<b>655-176</b>
		305064	<b>655-832</b>	305537	<b>613-493</b>	20273	<b>617-014</b>	20584	<b>613-265</b>	20689	<b>607-406</b>
		305065	<b>655-831</b>	305538	<b>613-413</b>	20276	<b>607-127</b>	20585	<b>607-642</b>	20698	<b>607-223</b>
		305070	<b>655-693</b>			20279	<b>607-150</b>	20591	<b>655-359</b>	20712	<b>607-453</b>
304843	<b>617-031</b>	305079	<b>655-694</b>			20283	<b>607-203</b>	20592	<b>655-186</b>	20713	<b>607-453</b>
304844	<b>655-943</b>	305089	<b>613-511</b>	<b>SPIDAN</b>		20285	<b>607-035</b>	20593	<b>655-750</b>	20753	<b>607-205</b>
304845	<b>655-1067</b>	305089	<b>613-518</b>			20286	<b>617-003</b>	20594	<b>655-750</b>	20811	<b>617-018</b>
304856	<b>655-860</b>	305119	<b>607-436</b>			20289	<b>617-010</b>	20595	<b>607-123</b>	20812	<b>607-273</b>
304861	<b>655-691</b>	305119	<b>607-551</b>			20294	<b>607-128</b>	20596	<b>607-124</b>	20815	<b>655-179</b>
304863	<b>607-690</b>	305120	<b>613-301</b>	20020	<b>617-017</b>	20295	<b>607-181</b>	20597	<b>617-019</b>	20816	<b>655-180</b>
304882	<b>613-346</b>	305120	<b>613-379</b>	20021	<b>617-017</b>	20300	<b>607-382</b>	20598	<b>655-605</b>	20817	<b>607-081</b>
304882	<b>613-347</b>	305133	<b>607-733</b>	20023	<b>617-017</b>	20301	<b>607-010</b>	20599	<b>655-606</b>	20819	<b>617-028</b>
304886	<b>613-471</b>	305134	<b>613-519</b>	20025	<b>607-126</b>	20302	<b>607-011</b>	20600	<b>655-605</b>	20826	<b>607-272</b>
304893	<b>607-486</b>	305150	<b>607-637</b>	20026	<b>607-083</b>	20303	<b>607-010</b>	20601	<b>655-757</b>	20827	<b>607-369</b>
304894	<b>613-337</b>	305150	<b>607-648</b>	20066	<b>607-243</b>	20304	<b>607-099</b>	20602	<b>655-749</b>	20828	<b>607-376</b>
304895	<b>655-906</b>	305154	<b>607-528</b>	20070	<b>607-201</b>	20305	<b>607-079</b>	20603	<b>655-750</b>	20889	<b>607-366</b>
304899	<b>655-859</b>	305174	<b>607-564</b>	20072	<b>607-200</b>	20306	<b>607-086</b>	20604	<b>607-537</b>	20890	<b>607-221</b>
304900	<b>607-410</b>	305175	<b>613-386</b>	20076	<b>613-159</b>	20307	<b>607-071</b>	20605	<b>613-520</b>	20892	<b>607-220</b>
304901	<b>613-091</b>	305176	<b>607-563</b>	20079	<b>607-196</b>	20308	<b>607-071</b>	20606	<b>655-004</b>	20893	<b>607-242</b>
304901	<b>613-282</b>	305177	<b>613-384</b>	20085	<b>607-196</b>	20309	<b>607-113</b>	20607	<b>655-005</b>	20894	<b>607-270</b>
304914	<b>607-723</b>	305177	<b>613-385</b>	20090	<b>607-197</b>	20310	<b>607-113</b>	20629	<b>655-150</b>	20895	<b>607-039</b>
304915	<b>613-522</b>	305184	<b>607-724</b>	20094	<b>607-197</b>	20311	<b>607-101</b>	20633	<b>607-132</b>	20896	<b>607-038</b>
304932	<b>614-021</b>	305185	<b>613-523</b>	20097	<b>613-156</b>	20312	<b>607-101</b>	20633	<b>607-236</b>	20897	<b>607-061</b>
304933	<b>614-020</b>	305186	<b>655-1038</b>	20097	<b>613-157</b>	20319	<b>607-044</b>	20634	<b>607-132</b>	20898	<b>607-089</b>
304939	<b>607-585</b>	305187	<b>655-1039</b>	20099	<b>607-194</b>	20320	<b>607-044</b>	20634	<b>607-236</b>	20899	<b>607-033</b>
304952	<b>607-552</b>	305191	<b>655-1037</b>	20104	<b>607-193</b>	20322	<b>607-354</b>	20635	<b>613-109</b>	20900	<b>607-088</b>
304952	<b>607-695</b>	305237	<b>607-656</b>	20136	<b>607-207</b>	20323	<b>607-329</b>	20636	<b>607-171</b>	20903	<b>607-027</b>
304953	<b>613-379</b>	305241	<b>607-443</b>	20136	<b>607-339</b>	20330	<b>655-464</b>	20637	<b>607-064</b>	20904	<b>607-028</b>
304953	<b>613-468</b>	305241	<b>607-634</b>	20150	<b>655-360</b>	20333	<b>655-463</b>	20637	<b>607-162</b>	20904	<b>607-100</b>
304954	<b>607-688</b>	305242	<b>613-305</b>	20151	<b>655-267</b>	20336	<b>613-154</b>	20639	<b>607-158</b>	20914	<b>607-090</b>
304955	<b>613-461</b>	305242	<b>613-417</b>	20152	<b>655-360</b>	20337	<b>613-154</b>	20649	<b>655-080</b>	20915	<b>607-205</b>
304956	<b>607-697</b>	305245	<b>607-462</b>	20153	<b>655-267</b>	20338	<b>607-241</b>	20650	<b>655-081</b>	20918	<b>607-284</b>
304957	<b>613-470</b>	305284	<b>613-348</b>	20154	<b>655-360</b>	20339	<b>607-241</b>	20651	<b>655-014</b>	20919	<b>607-284</b>
304959	<b>655-429</b>	305285	<b>613-494</b>	20155	<b>655-267</b>	20340	<b>607-189</b>	20652	<b>655-015</b>	20921	<b>607-038</b>
304960	<b>655-430</b>	305299	<b>607-536</b>	20163	<b>655-173</b>	20341	<b>655-226</b>	20653	<b>655-010</b>	20924	<b>607-148</b>
304962	<b>607-689</b>	305300	<b>607-603</b>	20176	<b>607-298</b>	20344	<b>655-241</b>	20654	<b>655-011</b>	20926	<b>607-404</b>
304963	<b>613-462</b>	305302	<b>607-530</b>	20178	<b>607-325</b>	20345	<b>655-242</b>	20655	<b>655-130</b>	20927	<b>613-127</b>
304963	<b>613-517</b>	305304	<b>607-678</b>	20181	<b>607-118</b>	20347	<b>613-162</b>	20656	<b>655-131</b>	20930	<b>607-368</b>
304964	<b>607-449</b>	305305	<b>607-742</b>	20183	<b>607-289A</b>	20347	<b>613-163</b>	20660	<b>655-149</b>	20931	<b>607-133</b>
304972	<b>655-866</b>	305307	<b>607-540</b>	20184	<b>607-215</b>	20351	<b>607-115</b>	20661	<b>655-524</b>	20934	<b>607-133</b>
304973	<b>655-787</b>	305346	<b>607-488</b>	20186	<b>607-192</b>	20352	<b>613-025</b>	20662	<b>655-525</b>	20935	<b>607-133</b>
304983	<b>607-510</b>	305346	<b>607-489</b>	20188	<b>607-283</b>	20353	<b>607-048</b>	20663	<b>655-078</b>	20940	<b>655-084</b>
304984	<b>613-357</b>	305358	<b>607-490</b>	20199	<b>613-478</b>	20356	<b>607-353</b>	20664	<b>655-079</b>	20941	<b>655-085</b>
305021	<b>617-022</b>	305359	<b>613-341</b>	20199	<b>613-515</b>	20357	<b>607-082</b>	20665	<b>607-015</b>	20942	<b>655-084</b>
305023	<b>607-677</b>	305360	<b>607-515</b>	20208	<b>607-418</b>	20394	<b>617-016</b>	20669	<b>655-136</b>	20943	<b>655-085</b>
305034	<b>655-466</b>	305364	<b>607-595</b>	20228	<b>607-373</b>	20431	<b>607-706</b>	20670	<b>655-523</b>	20944	<b>655-815</b>
305037	<b>655-843</b>	305365	<b>613-497</b>	20229	<b>613-256</b>	20438	<b>617-010</b>	20671	<b>655-078</b>	20945	<b>655-816</b>
305049	<b>655-611</b>	305365	<b>613-513</b>	20232	<b>607-348</b>	20439	<b>617-005</b>	20672	<b>655-079</b>	20946	<b>655-086</b>
305052	<b>655-1017</b>	305366	<b>607-597</b>	20257	<b>607-049</b>	20526	<b>607-013</b>	20673	<b>655-519</b>	20947	<b>655-087</b>
305053	<b>655-1014</b>	305381	<b>613-419</b>	20258	<b>617-004</b>	20527	<b>607-032</b>	20674	<b>655-137</b>	20948	<b>655-158</b>
305054	<b>655-1013</b>	305382	<b>613-260</b>	20260	<b>607-096</b>	20536	<b>607-044</b>	20675	<b>655-150</b>	20949	<b>655-159</b>
305055	<b>655-1019</b>	305492	<b>613-435</b>	20266	<b>617-004</b>	20541	<b>655-213</b>	20678	<b>655-149</b>	20950	<b>655-160</b>
305056	<b>655-1020</b>	305519	<b>607-667</b>	20271	<b>607-025</b>	20551	<b>607-038</b>	20685	<b>655-177</b>	20951	<b>655-161</b>

SPIDAN		20998	607-212	21062	655-396	21139	613-016	21231	607-106	21382	607-104
		21001	613-279	21063	655-397	21139	613-174	21232	607-109	21385	607-086
		21002	607-405	21064	655-432	21139	613-535	21233	607-110	21387	607-079
		21005	607-323	21066	655-397	21140	613-216	21234	607-013	21388	607-045
20952	655-138	21006	607-323	21067	655-398	21141	613-133	21235	607-013	21406	655-276
20953	655-139	21007	607-266	21074	607-259	21141	613-179	21236	607-106	21407	655-275
20954	655-140	21009	606-217	21075	607-177	21141	613-218	21237	607-032	21427	607-051
20955	655-141	21011	655-185	21076	607-176	21142	613-093	21238	607-093	21428	607-056
20956	655-142	21012	655-207	21077	607-142	21142	613-191	21239	607-016	21429	607-116
20957	655-143	21013	655-208	21078	607-292	21142	613-378	21240	607-155	21430	655-621
20958	655-144	21014	655-207	21080	607-068	21143	613-133	21241	617-002	21431	655-622
20959	655-145	21015	655-208	21080	607-080	21143	613-286	21242	607-094	21432	607-029
20960	655-115	21016	655-358	21081	607-117	21144	607-232	21247	607-226	21433	655-273
20960	655-599	21018	655-747	21082	607-380	21145	607-231	21248	607-227	21434	655-274
20961	655-116	21019	655-748	21087	607-114	21146	607-225	21250	607-001	21435	655-361
20962	655-594	21020	655-358	21088	607-149	21146	607-240	21252	607-002	21449	607-417
20963	655-595	21021	655-211	21090	607-252	21147	607-296	21255	607-019	21450	607-007
20964	655-115	21022	655-606	21091	607-381	21148	607-306	21257	607-020	21451	617-008
20964	655-594	21023	655-757	21092	613-263	21149	607-297	21258	607-003	21452	607-007
20965	655-116	21024	655-605	21093	607-206	21150	607-258	21264	613-328	21455	607-008
20965	655-592	21025	655-605	21094	607-139	21151	607-245	21264	613-425	21456	613-285
20966	655-569	21025	655-755	21095	607-216	21152	607-300	21265	613-327	21457	617-006
20967	655-570	21027	607-311	21095	607-571	21153	607-440	21288	607-177	21467	617-006
20968	655-571	21028	613-095	21096	607-204	21154	607-244	21289	607-302	21470	655-280
20969	655-572	21028	613-248	21097	607-175	21155	607-334	21290	607-103	21471	655-279
20970	655-573	21030	607-361	21098	607-208	21157	607-145	21298	613-336	21482	607-234
20971	655-574	21031	607-360	21099	607-364	21160	607-043	21299	607-538	21490	617-016
20972	655-597	21033	607-384	21105	607-001	21160	607-143	21307	607-103	21496	607-057
20973	655-118	21034	607-372	21106	607-055	21161	613-041	21308	607-085	21497	607-052
20974	655-594	21035	613-123	21115	655-156	21163	613-183	21311	617-002	21511	655-255
20975	655-595	21035	613-124	21116	655-157	21166	607-663	21315	607-060	21512	655-256
20976	655-117	21036	655-379	21121	613-264	21167	613-439	21315	607-087	21513	655-259
20977	655-592	21037	655-380	21121	613-315	21171	655-695	21316	613-280	21514	655-260
20978	607-201	21039	655-381	21122	613-510	21172	655-696	21325	607-094	21518	655-258
20979	607-200	21040	655-382	21122	655-217	21173	655-691	21327	617-002	21520	655-262
20983	607-265	21041	655-383	21123	655-218	21174	655-692	21329	607-105	21521	655-257
20984	613-219	21042	655-385	21124	655-520	21175	607-141	21331	655-194	21522	607-428
20984	613-256	21043	655-562	21125	655-521	21178	607-301	21336	607-152	21523	655-261
20985	607-298	21044	655-563	21128	655-217	21181	613-107	21337	655-492	21526	613-441
20986	607-120	21045	655-389	21129	655-218	21184	607-354	21338	655-493	21530	613-220
20987	607-120	21046	655-390	21130	655-079	21186	607-447	21339	655-494	21531	607-349
20988	613-167	21047	655-560	21131	655-136	21187	613-309	21340	655-495	21533	607-431
20988	613-173	21048	655-561	21132	655-137	21188	607-275	21341	655-488	21534	613-222
20988	613-175	21049	655-393	21133	655-078	21189	607-280	21342	655-489	21534	613-296
20988	613-217	21050	655-394	21134	655-519	21192	655-268	21343	655-486	21536	613-014
20989	613-179	21051	655-407	21136	613-203	21195	607-287	21344	655-487	21536	613-034
20989	613-218	21051	655-411	21136	613-308	21196	613-009	21358	607-001	21536	613-079
20990	613-089	21052	655-408	21136	613-504	21197	607-472	21363	607-640	21536	613-169
20990	613-092	21053	655-409	21136	613-509	21198	607-473	21366	613-423	21536	613-192
20990	613-149	21054	655-406	21137	613-139	21199	607-474	21367	613-120	21536	613-210
20991	607-209	21055	655-867	21137	613-166	21213	607-002	21367	613-122	21537	607-303
20992	607-210	21056	655-869	21137	613-186	21217	607-032	21368	607-135	21538	607-288
20993	607-211	21057	655-868	21137	613-237	21224	607-106	21370	607-024	21539	607-514
20994	607-212	21058	655-870	21137	613-269	21227	607-095	21371	607-042	21540	613-296
20995	607-245	21059	655-1027	21138	613-173	21229	607-067	21371	607-058	21540	613-359
20996	607-214	21060	655-1028	21138	613-175	21230	607-067	21380	607-047	21542	613-080
20997	607-211	21061	655-395	21138	613-217	21230	607-410	21381	607-026	21542	613-198

\* =OE Semiassa/ Driveshaft/ Trasmission/ Achswelle/ Semieje

# =OE Giunto senza KIT/ CVJ w/o KIT/ Joint sans Kit/ Gelenk Ohne Satz/ Junta sin Kit

Ad. OE	CIFAM ref.	Ad. OE	CIFAM ref.	Ad. OE	CIFAM ref.	Ad. OE	CIFAM ref.	Ad. OE	CIFAM ref.	Ad. OE	CIFAM ref.
<b>SPIDAN</b>		21632	<b>655-028</b>	21729	<b>655-730</b>	21963	<b>655-378</b>	22106	<b>613-160</b>	22215	<b>613-218</b>
		21637	<b>655-018</b>	21730	<b>655-731</b>	21968	<b>655-330</b>	22106	<b>613-294</b>	22251	<b>607-493</b>
		21637	<b>655-020</b>	21731	<b>655-732</b>	21969	<b>655-329</b>	22106	<b>613-295</b>	22252	<b>607-396</b>
		21638	<b>655-017</b>	21733	<b>655-728</b>	21970	<b>655-330</b>	22109	<b>607-031</b>	22253	<b>655-546</b>
21542	<b>613-274</b>	21638	<b>655-019</b>	21734	<b>655-729</b>	21977	<b>607-545</b>	22111	<b>655-415</b>	22256	<b>655-610</b>
21543	<b>607-383</b>	21641	<b>655-059</b>	21740	<b>607-036</b>	21978	<b>613-374</b>	22112	<b>655-416</b>	22258	<b>607-367</b>
21544	<b>607-399</b>	21642	<b>655-058</b>	21747	<b>607-628</b>	21982	<b>655-213</b>	22114	<b>655-416</b>	22260	<b>607-434</b>
21551	<b>655-861</b>	21644	<b>655-083</b>	21751	<b>607-037</b>	21998	<b>655-214</b>	22115	<b>655-708</b>	22262	<b>607-367</b>
21552	<b>655-862</b>	21647	<b>655-129</b>	21752	<b>617-007</b>	21998	<b>655-697</b>	22116	<b>655-709</b>	22263	<b>613-252</b>
21553	<b>655-1029</b>	21648	<b>655-082</b>	21753	<b>607-092</b>	22006	<b>655-040</b>	22117	<b>655-706</b>	22264	<b>607-434</b>
21554	<b>655-1030</b>	21649	<b>607-138</b>	21759	<b>607-385</b>	22007	<b>655-106</b>	22118	<b>655-707</b>	22265	<b>613-298</b>
21561	<b>617-005</b>	21651	<b>613-019</b>	21760	<b>607-014</b>	22018	<b>655-046</b>	22121	<b>607-629</b>	22267	<b>655-444</b>
21564	<b>655-600</b>	21655	<b>655-101</b>	21761	<b>607-014</b>	22022	<b>655-046</b>	22122	<b>613-505</b>	22268	<b>607-407</b>
21565	<b>655-595</b>	21656	<b>655-100</b>	21765	<b>607-351</b>	22025	<b>655-107</b>	22122	<b>613-510</b>	22269	<b>613-281</b>
21566	<b>655-598</b>	21657	<b>655-026</b>	21776	<b>607-014</b>	22028	<b>655-051</b>	22125	<b>655-308</b>	22269	<b>613-421</b>
21568	<b>655-324</b>	21658	<b>655-025</b>	21790	<b>607-639</b>	22031	<b>655-041</b>	22126	<b>655-306</b>	22270	<b>607-382</b>
21569	<b>655-323</b>	21659	<b>655-062</b>	21791	<b>613-422</b>	22032	<b>655-041</b>	22131	<b>655-628</b>	22273	<b>607-572</b>
21570	<b>655-314</b>	21660	<b>655-063</b>	21800	<b>607-400</b>	22033	<b>655-042</b>	22132	<b>655-298</b>	22274	<b>607-549</b>
21571	<b>655-313</b>	21661	<b>655-068</b>	21807	<b>613-211</b>	22035	<b>655-039</b>	22133	<b>655-297</b>	22275	<b>613-377</b>
21572	<b>607-389</b>	21662	<b>655-069</b>	21807	<b>613-275</b>	22036	<b>655-038</b>	22134	<b>655-302</b>	22276	<b>607-455</b>
21574	<b>607-444</b>	21663	<b>655-058</b>	21812	<b>607-375</b>	22042	<b>655-036</b>	22134	<b>655-590</b>	22276	<b>607-456</b>
21575	<b>613-306</b>	21664	<b>655-059</b>	21813	<b>613-258</b>	22043	<b>655-037</b>	22135	<b>655-301</b>	22288	<b>613-270</b>
21577	<b>655-507</b>	21665	<b>655-021</b>	21813	<b>613-259</b>	22044	<b>655-038</b>	22136	<b>655-300</b>	22290	<b>613-011</b>
21578	<b>655-910</b>	21666	<b>655-022</b>	21822	<b>607-116</b>	22045	<b>655-039</b>	22137	<b>655-299</b>	22290	<b>613-012</b>
21579	<b>655-911</b>	21669	<b>655-556</b>	21824	<b>607-401</b>	22046	<b>655-038</b>	22146	<b>655-305</b>	22291	<b>613-012</b>
21581	<b>607-179</b>	21670	<b>655-167</b>	21842	<b>613-226</b>	22047	<b>655-110</b>	22147	<b>655-307</b>	22291	<b>613-288</b>
21582	<b>607-263</b>	21670	<b>655-557</b>	21842	<b>613-276</b>	22048	<b>655-042</b>	22150	<b>607-018</b>	22291	<b>613-432</b>
21585	<b>607-403</b>	21671	<b>655-164</b>	21842	<b>613-277</b>	22050	<b>655-035</b>	22154	<b>607-040</b>	22292	<b>613-032</b>
21586	<b>607-397</b>	21672	<b>655-165</b>	21842	<b>613-414</b>	22055	<b>655-111</b>	22162	<b>607-018</b>	22292	<b>613-072</b>
21586	<b>607-413</b>	21679	<b>655-558</b>	21843	<b>607-513</b>	22056	<b>655-035</b>	22164	<b>607-077</b>	22292	<b>613-165</b>
21587	<b>607-414</b>	21680	<b>655-565</b>	21845	<b>607-460</b>	22063	<b>655-055</b>	22166	<b>607-046</b>	22292	<b>613-208</b>
21588	<b>613-272</b>	21683	<b>655-166</b>	21846	<b>613-268</b>	22064	<b>655-054</b>	22174	<b>607-274</b>	22292	<b>613-388</b>
21588	<b>613-278</b>	21683	<b>655-564</b>	21846	<b>613-318</b>	22065	<b>655-112</b>	22175	<b>607-084</b>	22292	<b>613-415</b>
21589	<b>613-283</b>	21684	<b>655-167</b>	21847	<b>607-527</b>	22066	<b>655-044</b>	22177	<b>607-247</b>	22293	<b>613-297</b>
21594	<b>613-503</b>	21684	<b>655-565</b>	21848	<b>613-365</b>	22067	<b>655-043</b>	22179	<b>607-151</b>	22305	<b>607-070</b>
21594	<b>613-506</b>	21689	<b>655-283</b>	21865	<b>607-530</b>	22068	<b>655-075</b>	22197	<b>607-395</b>	22306	<b>607-030</b>
21598	<b>655-919</b>	21690	<b>655-284</b>	21866	<b>613-366</b>	22069	<b>655-074</b>	22198	<b>613-018</b>	22307	<b>607-070</b>
21599	<b>655-918</b>	21691	<b>655-285</b>	21866	<b>613-434</b>	22070	<b>655-049</b>	22198	<b>613-226</b>	22311	<b>607-346</b>
21606	<b>655-097</b>	21692	<b>655-286</b>	21866	<b>613-442</b>	22071	<b>655-048</b>	22198	<b>613-276</b>	22312	<b>607-253</b>
21610	<b>655-016</b>	21693	<b>655-287</b>	21906	<b>607-170</b>	22072	<b>655-074</b>	22198	<b>613-277</b>	22313	<b>607-134</b>
21611	<b>655-098</b>	21694	<b>655-284</b>	21907	<b>607-062</b>	22074	<b>655-050</b>	22200	<b>613-431</b>	22315	<b>655-599</b>
21615	<b>655-006</b>	21695	<b>655-288</b>	21908	<b>607-143</b>	22077	<b>655-076</b>	22203	<b>607-374</b>	22317	<b>655-596</b>
21616	<b>655-007</b>	21697	<b>655-146</b>	21909	<b>607-144</b>	22082	<b>655-034</b>	22204	<b>613-257</b>	22318	<b>655-594</b>
21617	<b>655-006</b>	21698	<b>655-147</b>	21945	<b>607-230</b>	22083	<b>655-034</b>	22204	<b>613-271</b>	22319	<b>655-739</b>
21618	<b>655-007</b>	21706	<b>655-265</b>	21946	<b>607-229</b>	22084	<b>655-033</b>	22208	<b>607-419</b>	22321	<b>655-740</b>
21619	<b>655-616</b>	21707	<b>655-162</b>	21955	<b>655-733</b>	22085	<b>655-029</b>	22208	<b>607-612</b>	22322	<b>655-592</b>
21620	<b>655-023</b>	21708	<b>655-127</b>	21956	<b>655-734</b>	22086	<b>655-030</b>	22209	<b>613-287</b>	22323	<b>655-599</b>
21621	<b>655-024</b>	21709	<b>655-128</b>	21957	<b>655-735</b>	22087	<b>655-033</b>	22209	<b>613-406</b>	22324	<b>655-600</b>
21626	<b>655-026</b>	21710	<b>655-263</b>	21958	<b>655-291</b>	22088	<b>655-033</b>	22212	<b>607-388</b>	22325	<b>655-594</b>
21627	<b>655-025</b>	21711	<b>655-413</b>	21959	<b>655-292</b>	22089	<b>655-585</b>	22213	<b>607-387</b>	22326	<b>655-414</b>
21628	<b>655-028</b>	21721	<b>655-414</b>	21960	<b>655-736</b>	22090	<b>655-057</b>	22214	<b>607-245</b>	22327	<b>655-871</b>
21629	<b>655-027</b>	21727	<b>617-030</b>	21961	<b>655-737</b>	22090	<b>655-586</b>	22214	<b>607-493</b>	22328	<b>655-872</b>
21631	<b>655-027</b>	21728	<b>614-027</b>	21962	<b>655-196</b>	22103	<b>607-031</b>	22215	<b>613-179</b>	22331	<b>655-863</b>

		22544	607-122	22773	607-096	23069	613-070	23542	655-121	23735	607-156
		22545	617-010	22778	607-025	23069	613-099	23543	655-355	23736	607-125
		22546	607-050	22782	607-021	23069	613-129	23544	655-123	23738	607-192
		22547	607-111	22795	607-021	23069	613-137	23544	655-187	23740	655-896
22333	655-864	22548	607-313	22804	607-267	23077	607-157	23547	655-124	23769	655-443
22346	613-325	22550	607-112	22814	655-182	23082	613-046	23548	607-009	23770	655-607
22348	607-054	22551	607-091	22824	655-604	23082	613-090	23604	655-342	23775	655-476
22349	607-053A	22552	607-188	22825	655-603	23082	613-125	23606	655-343	23778	655-608
22350	607-250	22553	613-057	22826	655-202	23089	613-088	23607	655-250	23783	655-587
22352	607-131A	22554	613-082	22826	655-610	23103	613-028	23609	655-091	23784	655-536
22353	607-251	22554	613-094	22827	655-201	23104	613-007	23610	607-198	23790	655-665
22354	607-053	22555	613-081	22842	655-231	23124	613-177	23614	607-078	23791	655-666
22355	607-131	22560	607-119	22843	655-232	23132	613-410	23619	655-249	23792	655-657
22356	607-073	22566	607-121	22844	655-233	23135	613-376	23621	655-090	23793	655-658
22360	607-054	22568	607-277	22845	655-234	23146	613-381	23628	655-693	23794	655-645
22365	607-053	22572	607-219	22846	655-235	23147	613-334	23629	655-694	23794	655-647
22405	617-004	22581	607-121	22847	655-236	23150	655-435	23639	607-269	23795	655-648
22407	617-001	22584	607-150A	22849	655-238	23151	655-436	23656	607-167	23796	655-466
22413	655-052	22589	655-205	22869	655-672	23152	607-158	23657	607-168	23796	655-988
22437	655-615	22589	655-684	22870	655-673	23154	607-158	23658	607-166	23797	655-467
22448	655-685	22590	655-206	22871	655-956	23155	607-158	23659	607-169	23797	655-989
22451	614-001	22591	607-174	22872	655-957	23159	607-228	23664	655-1035	23798	607-420
22452	607-034	22600	607-009	22900	607-230	23162	607-184	23665	655-398	23830	607-093
22454	607-004	22622	655-188	22901	607-229	23168	613-311	23666	655-1036	23831	607-152
22455	617-003	22625	655-352	22902	617-024	23200	607-076	23667	607-668	23834	607-257
22455	617-023	22627	607-189	22929	613-437	23201	607-075	23669	607-662	23838	607-093
22456	607-021	22628	655-353	22930	655-752	23277	655-944	23670	613-438	23839	607-153
22457	607-005	22630	655-355	22931	655-751	23278	655-945	23671	607-679	23844	607-213
22458	607-050	22631	617-004	22932	655-752	23298	655-372	23672	613-452	23847	655-192
22461	607-021	22632	617-010	22933	655-751	23299	655-373	23672	613-453	23848	655-244
22462	655-121	22636	655-683	22936	607-365	23300	655-374	23672	613-458	23849	655-244
22463	655-003	22639	607-195	22937	607-365	23301	655-375	23673	607-699	23851	655-194
22466	655-002	22669	607-021	22940	655-239	23302	655-974	23674	613-464	23944	607-251
22467	655-003	22670	607-005	22945	607-059	23303	655-975	23675	607-190	23945	607-301
22468	655-189	22680	655-673	22952	607-260	23338	655-311	23676	607-525	23954	607-335
22469	607-034	22681	607-239	22953	607-053	23339	655-312	23677	617-020	23954	607-643
22477	655-001	22682	655-198	22970	607-320	23346	655-014	23678	614-019	23957	607-104
22485	655-182	22683	655-197	22984	613-331	23347	655-015	23683	607-347	23959	607-161
22486	617-004	22684	655-200	22984	613-465	23348	655-130	23684	613-240	23964	607-312
22487	617-012	22685	655-199	22984	613-472	23349	655-131	23687	607-465	23971	607-347
22494	607-009	22688	655-202	22988	613-262	23350	655-103	23688	613-293	23975	607-084
22495	655-339	22689	655-201	22993	613-383	23351	655-104	23688	613-321	23976	607-319
22497	617-010B	22695	655-676	22996	607-184	23351	655-147	23689	607-462	23979	607-478
22498	617-010A	22697	655-676	23005	613-164	23352	655-132	23689	607-467	23980	613-332
22502	655-183	22702	655-092	23005	613-207	23353	655-133	23691	607-463	23980	613-436
22504	655-183	22704	655-215	23007	613-225	23358	655-338	23692	613-320	23981	607-479
22505	655-184	22710	655-676	23024	613-351	23359	655-363	23693	607-435	23982	613-507
22508	655-184	22716	655-093	23024	613-353	23506	607-069	23694	613-299	23984	607-506
22522	617-012	22716	655-094	23024	613-407	23519	607-103	23695	607-436	23984	607-506A
22528	607-140	22747	607-377	23028	613-027	23521	617-014A	23696	613-379	23985	607-504
22537	655-182	22748	607-308	23028	613-077	23522	617-002A	23697	607-551	23986	613-349
22538	655-181	22749	655-686	23035	613-387	23523	613-190	23698	613-379	23987	607-505
22538	655-183	22758	655-686	23037	613-444	23524	613-202	23710	655-088	23988	613-312
22540	655-682	22761	655-686	23040	613-207	23525	614-002	23712	655-089	23988	613-350
22541	607-140	22763	607-267	23045	613-303	23525	614-003	23726	655-088	23988	613-463
22542	607-185	22763	607-441	23065	613-209	23538	613-060	23728	655-089	23989	607-452
22543	607-066	22763	607-641	23069	613-059	23541	655-003	23734	607-041	23990	613-463



Ad. OE	CIFAM ref.	Ad. OE	CIFAM ref.	Ad. OE	CIFAM ref.	Ad. OE	CIFAM ref.	Ad. OE	CIFAM ref.	Ad. OE	CIFAM ref.
<b>SPIDAN</b>		24098	<b>655-613</b>	24295	<b>607-592</b>	24420	<b>655-719</b>	24547	<b>607-647</b>	24765	<b>655-843</b>
		24099	<b>655-614</b>	24296	<b>613-392</b>	24423	<b>655-717</b>	24548	<b>607-600</b>	24777	<b>655-611</b>
		24111	<b>607-412</b>	24297	<b>607-593</b>	24424	<b>655-774</b>	24549	<b>613-396</b>	24780	<b>655-1017</b>
		24112	<b>607-394</b>	24298	<b>613-393</b>	24426	<b>655-719</b>	24550	<b>607-544</b>	24781	<b>655-1014</b>
23991	<b>607-439</b>	24114	<b>655-056</b>	24301	<b>655-940</b>	24428	<b>607-164</b>	24551	<b>613-540</b>	24782	<b>655-1013</b>
23992	<b>607-451</b>	24115	<b>655-397</b>	24303	<b>655-875</b>	24429	<b>607-165</b>	24553	<b>655-876</b>	24783	<b>655-1019</b>
23993	<b>613-222</b>	24116	<b>655-396</b>	24306	<b>655-698</b>	24430	<b>607-172</b>	24554	<b>607-484</b>	24784	<b>655-1020</b>
23997	<b>607-613</b>	24118	<b>655-169</b>	24307	<b>607-653</b>	24431	<b>607-173</b>	24555	<b>613-335</b>	24785	<b>655-1018</b>
23998	<b>614-012</b>	24119	<b>655-056</b>	24308	<b>607-531</b>	24432	<b>607-163</b>	24556	<b>607-604</b>	24792	<b>655-832</b>
23999	<b>655-765</b>	24148	<b>655-924</b>	24309	<b>613-367</b>	24433	<b>607-129</b>	24558	<b>607-590</b>	24793	<b>655-831</b>
24000	<b>655-766</b>	24149	<b>655-925</b>	24326	<b>607-658</b>	24434	<b>607-248</b>	24559	<b>607-590</b>	24798	<b>655-693</b>
24006	<b>607-171</b>	24160	<b>655-637</b>	24340	<b>613-022</b>	24435	<b>607-315</b>	24562	<b>613-398</b>	24800	<b>655-940</b>
24007	<b>607-059</b>	24161	<b>655-637</b>	24341	<b>607-457</b>	24436	<b>607-136</b>	24563	<b>613-391</b>	24804	<b>607-160</b>
24008	<b>607-146</b>	24162	<b>655-638</b>	24342	<b>613-316</b>	24437	<b>607-323</b>	24570	<b>617-031</b>	24805	<b>607-159</b>
24032	<b>617-027</b>	24163	<b>655-638</b>	24343	<b>655-803</b>	24438	<b>607-276</b>	24571	<b>655-943</b>	24806	<b>607-097</b>
24040	<b>607-137</b>	24164	<b>655-792</b>	24344	<b>655-804</b>	24439	<b>607-248</b>	24572	<b>655-1067</b>	24807	<b>607-295</b>
24044	<b>607-291</b>	24165	<b>655-792</b>	24368	<b>613-228</b>	24440	<b>607-249</b>	24583	<b>655-860</b>	24810	<b>607-333</b>
24045	<b>607-146</b>	24166	<b>655-793</b>	24370	<b>655-915</b>	24444	<b>655-905</b>	24590	<b>607-690</b>	24811	<b>607-340</b>
24046	<b>607-254</b>	24167	<b>655-793</b>	24371	<b>607-424</b>	24447	<b>655-897</b>	24611	<b>613-346</b>	24813	<b>607-294</b>
24047	<b>607-268</b>	24175	<b>655-424</b>	24372	<b>613-289</b>	24452	<b>655-1041</b>	24611	<b>613-347</b>	24814	<b>655-940</b>
24048	<b>607-261</b>	24177	<b>655-801</b>	24372	<b>613-290</b>	24453	<b>655-859</b>	24615	<b>613-471</b>	24820	<b>655-694</b>
24049	<b>607-398</b>	24178	<b>655-802</b>	24373	<b>655-809</b>	24455	<b>607-557</b>	24622	<b>607-486</b>	24823	<b>655-942</b>
24051	<b>607-328</b>	24184	<b>655-543</b>	24374	<b>655-810</b>	24456	<b>607-442</b>	24623	<b>613-337</b>	24830	<b>613-511</b>
24052	<b>655-765</b>	24190	<b>655-838</b>	24377	<b>655-786</b>	24459	<b>613-304</b>	24624	<b>655-906</b>	24830	<b>613-518</b>
24053	<b>655-766</b>	24191	<b>655-839</b>	24379	<b>607-525</b>	24461	<b>607-423</b>	24628	<b>655-859</b>	24860	<b>607-436</b>
24054	<b>655-767</b>	24194	<b>655-951</b>	24381	<b>607-539</b>	24467	<b>655-914</b>	24629	<b>607-410</b>	24860	<b>607-551</b>
24055	<b>655-768</b>	24195	<b>655-952</b>	24382	<b>613-370</b>	24480	<b>655-764</b>	24630	<b>613-091</b>	24861	<b>613-301</b>
24056	<b>655-769</b>	24210	<b>607-048</b>	24383	<b>607-541</b>	24482	<b>655-881</b>	24630	<b>613-282</b>	24874	<b>607-733</b>
24057	<b>655-770</b>	24211	<b>607-064</b>	24384	<b>613-371</b>	24488	<b>655-877</b>	24643	<b>607-723</b>	24875	<b>613-519</b>
24061	<b>655-720</b>	24211	<b>607-162</b>	24385	<b>607-506B</b>	24494	<b>655-1064</b>	24644	<b>613-522</b>	24895	<b>607-528</b>
24062	<b>655-348</b>	24212	<b>607-161</b>	24386	<b>613-093</b>	24505	<b>655-909</b>	24661	<b>614-021</b>	24910	<b>607-239</b>
24063	<b>655-349</b>	24214	<b>607-332</b>	24386	<b>613-352</b>	24511	<b>655-920</b>	24662	<b>614-020</b>	24912	<b>607-267</b>
24065	<b>655-980</b>	24215	<b>607-147</b>	24386	<b>613-378</b>	24512	<b>655-921</b>	24668	<b>607-585</b>	24913	<b>607-007</b>
24066	<b>655-554</b>	24216	<b>607-329</b>	24387	<b>607-426</b>	24513	<b>655-857</b>	24681	<b>607-552</b>	24914	<b>607-015</b>
24068	<b>655-555</b>	24224	<b>607-104</b>	24388	<b>613-291</b>	24514	<b>655-858</b>	24681	<b>607-695</b>	24915	<b>617-001</b>
24071	<b>655-721</b>	24225	<b>607-191</b>	24389	<b>607-427</b>	24526	<b>607-222</b>	24682	<b>613-379</b>	24916	<b>617-024</b>
24072	<b>655-722</b>	24231	<b>613-416</b>	24390	<b>613-205</b>	24530	<b>607-475</b>	24682	<b>613-468</b>	24917	<b>607-381</b>
24073	<b>655-350</b>	24231	<b>613-426</b>	24390	<b>613-292</b>	24535	<b>613-329</b>	24683	<b>607-688</b>	24925	<b>607-564</b>
24074	<b>655-351</b>	24231	<b>613-437</b>	24391	<b>607-450</b>	24535	<b>613-467</b>	24684	<b>613-461</b>	24926	<b>613-386</b>
24077	<b>655-913</b>	24237	<b>607-659</b>	24392	<b>607-161</b>	24536	<b>607-477</b>	24685	<b>607-697</b>	24927	<b>607-563</b>
24078	<b>655-882</b>	24242	<b>655-1031</b>	24392	<b>607-480</b>	24537	<b>613-356</b>	24686	<b>613-470</b>	24928	<b>613-384</b>
24078	<b>655-891</b>	24243	<b>655-1032</b>	24393	<b>613-333</b>	24538	<b>607-550</b>	24688	<b>655-429</b>	24928	<b>613-385</b>
24079	<b>655-852</b>	24246	<b>655-786</b>	24394	<b>607-520</b>	24539	<b>613-093</b>	24689	<b>655-430</b>	24935	<b>607-724</b>
24080	<b>655-853</b>	24262	<b>655-629</b>	24395	<b>613-314</b>	24539	<b>613-378</b>	24691	<b>607-689</b>	24936	<b>613-523</b>
24081	<b>655-855</b>	24263	<b>655-630</b>	24395	<b>613-362</b>	24540	<b>613-170</b>	24692	<b>613-462</b>	24937	<b>655-1038</b>
24082	<b>655-856</b>	24280	<b>607-437</b>	24398	<b>655-908</b>	24541	<b>607-466</b>	24692	<b>613-517</b>	24938	<b>655-1039</b>
24089	<b>607-415</b>	24281	<b>613-010</b>	24400	<b>655-1040</b>	24542	<b>613-322</b>	24693	<b>607-449</b>	24942	<b>655-1037</b>
24090	<b>613-284</b>	24282	<b>607-726</b>	24409	<b>607-098</b>	24543	<b>607-224</b>	24700	<b>655-866</b>	24988	<b>607-656</b>
24091	<b>655-171</b>	24283	<b>613-489</b>	24410	<b>655-618</b>	24544	<b>613-419</b>	24711	<b>607-510</b>	24992	<b>607-443</b>
24094	<b>655-472</b>	24283	<b>613-527</b>	24411	<b>655-617</b>	24544	<b>613-483</b>	24712	<b>613-357</b>	24992	<b>607-634</b>
24095	<b>655-474</b>	24284	<b>607-718</b>	24414	<b>655-620</b>	24545	<b>607-546</b>	24749	<b>617-022</b>	24993	<b>613-305</b>
24096	<b>655-611</b>	24285	<b>607-717</b>	24415	<b>655-619</b>	24546	<b>613-172</b>	24751	<b>607-677</b>	24993	<b>613-417</b>
24097	<b>655-612</b>	24286	<b>613-488</b>	24416	<b>655-774</b>	24546	<b>613-375</b>	24762	<b>655-466</b>	25047	<b>613-348</b>

SPIDAN		26027	613-008	26120	613-068	26272	613-250			
		26029	613-013	26124	613-043	26273	613-066			
		26029	613-015	26124	613-184	26273	613-261			
		26029	613-063	26125	614-011	26274	613-145			
25048	613-494	26030	613-035	26127	613-022	26274	613-255			
25082	607-742	26031	613-103	26127	613-117	26274	613-266			
25123	607-488	26034	613-042	26128	614-023	26274	613-306			
25123	607-489	26034	613-087	26135	613-052	26274	613-313			
25136	613-341	26036	613-087	26135	613-075	26274	613-338			
25141	607-595	26036	613-112	26135	613-086	26274	613-369			
25142	613-497	26036	613-193	26137	613-021	26278	613-053			
25142	613-513	26037	613-048	26137	613-044	26278	613-194			
25143	607-597	26037	613-152	26139	613-040	26278	613-234			
25158	613-419	26038	613-030	26139	613-050	26278	613-238			
25159	613-260	26039	613-011	26139	613-051	26288	613-116			
25269	613-435	26040	613-185	26143	613-049	26294	613-253			
25311	613-446	26040	613-188	26159	613-073	26295	613-110			
25314	613-493	26042	613-023	26165	613-178	26606	613-020			
25315	613-413	26042	613-045	26165	613-258					
25501	614-025	26042	613-119	26165	613-259					
25508	613-096	26042	613-121	26167	613-022					
25508	613-114	26042	613-138	26171	613-031					
25512	613-097	26044	614-009	26173	613-130					
25512	613-098	26046	613-026	26175	613-141					
25513	613-128	26048	614-017	26175	613-241					
25513	613-251	26050	613-061	26178	613-143					
25514	613-155	26050	613-111	26178	613-242					
25519	613-229	26051	613-029	26181	613-227					
25520	613-212	26051	613-239	26187	613-058					
25520	613-230	26051	613-243	26188	613-538					
25521	613-187	26051	613-244	26192	613-065					
25522	613-197	26052	613-003	26192	613-108					
25522	613-235	26057	613-071	26193	613-065					
25523	613-067	26059	614-026	26194	613-078					
25524	613-214	26060	613-171	26194	613-113					
25524	613-273	26062	614-005	26194	613-182					
25527	613-135	26069	613-534	26194	613-201					
26000	613-037	26077	613-168	26196	613-074					
26000	613-204	26079	613-206	26196	613-181					
26001	613-001	26082	614-004	26203	613-091					
26001	613-002	26083	614-006	26203	613-282					
26001	613-056	26085	614-008	26204	613-033					
26005	613-004	26085	614-010	26210	613-140					
26005	613-005	26091	614-015	26210	613-213					
26005	613-006	26094	613-144	26213	613-084					
26005	613-047	26094	613-158	26213	613-215					
26005	613-048	26094	613-196	26214	613-152					
26006	613-131	26094	613-300	26214	613-319					
26006	613-536	26094	613-424	26216	613-146					
26007	613-024	26096	613-101	26217	613-102					
26007	613-105	26097	614-018	26217	613-161					
26007	613-148	26097	614-022	26219	613-106					
26010	613-100	26102	613-231	26219	613-150					
26014	613-017	26102	613-233	26247	613-151					
26014	613-083	26104	614-007	26249	613-224					
26014	613-134	26106	613-200	26252	613-048					
26022	613-036	26107	613-254	26252	613-153					

CIFAM ref.	MARCA MAKE	ADATTABILE A OES ADAPTABLE FOR OES	ADATTABILE A ADAPTABLE FOR GKN/LÖBRO	ADATTABILE A ADAPTABLE FOR SPIDAN	PAGINA PAGE
613-001	AUTOBIANCHI / FIAT / FIAT LCV / INNOCENTI / SEAT / ZASTAVA	4383758 / 7501348	300351	26001	98, 181-183, 235, 248, 326, 604, 628, 809
613-002	AUTOBIANCHI / FIAT / FIAT LCV / INNOCENTI / LANCIA / SEAT / SEAT LCV / ZASTAVA	4383758 / 7501348	300351	26001	98-99, 181-183, 197, 209, 211, 217-221, 234-235, 248-249, 251-252, 258, 325-326, 339, 344, 349, 604-605, 615, 628-629, 635, 808-809
613-003	FIAT / LANCIA / SEAT	82443745 / 82463084	300324	26052	217-221, 235, 339, 344-345, 629
613-004	VOLKSWAGEN	321 498 203	300355	26005	682-684, 719, 757-760
613-005	SEAT / SEAT LCV / VOLKSWAGEN / VOLKSWAGEN LCV	191 498 203C	300355	26005	609-613, 616-620, 629-630, 634-635, 682-689, 691-693, 695-696, 700-702, 719-723, 733-734, 749-752, 757, 759-762, 768-770, 772-775
613-006	AUDI	191 498 203D	300355	26005	43-44, 46
613-007	OPEL / OPEL LCV	374094 / 374101	303169	23104	433-435, 447, 457, 459
613-008	OPEL / PONTIAC	1603203 / 374190	300354	26027	418-423, 432, 439-443, 448, 520
613-009	OPEL / OPEL LCV	1603188 / 374212	303359	21196	419-426, 434, 447-448, 450-451, 456
613-010	OPEL / OPEL LCV	1603231	304597	24281	435-437, 443-444, 447, 458, 460
613-011	CHEVROLET USA / GMB / HOLDEN / OPEL	1603204 / 374050	303950 / 300404	22290 / 26039	112, 300-301, 418-420, 423-424, 430-431, 439, 441-443, 449-450
613-012	OPEL / OPEL LCV	1603197 / 1603204	303950 / 303951	22290 / 22291	420, 425-426, 451-452, 454, 456
613-013	HONDA	44333-634-013	300356	26029	302, 306-307, 317, 319
613-014	ROVER	BAU4411	303479	21536	590, 598-599
613-015	HONDA	44333-634-013	300356	26029	302, 307
613-016	FIAT / LANCIA	7761570	303260	21139	224-231, 337
613-017	FORD BRASIL / FORD EUROPE / FORD LCV, TRUCK	6043191	300353	26014	259-263, 267, 288-289, 293-294
613-018	DAEWOO	510346 / 510434 / 96243578	303911	22198	174-175
613-019	CITROËN / PEUGEOT	3293.74	300557	21651	120-123, 151-152, 154, 475, 488-495, 497

<b>613-020</b>	ALFA ROMEO / FIAT / FIAT LCV / LANCIA	60507869 / 60562336 / 60801797 / 60805116 / 60808619 / 82350924 / 82443750 / 82462961 / 82483504	300421	26606	1-2, 5-7, 11, 23, 25, 184, 186, 189-194, 213-215, 224-232, 253, 337-340, 345-347
<b>613-021</b>	SUBARU	23222-GA112	300371	26137	654
<b>613-022</b>	CITROËN LCV / FIAT LCV / PEUGEOT LCV	3293.16 / 3293.42 / 3293.97 / 9464383780 / 9464383788 / 9564478680 / 95669097	300431 / 304652	26167 / 24340 / 26127	159-167, 238-247, 258, 508-513, 515-516
<b>613-023</b>	FORD AUSTRALIA / MAZDA / MERCURY	F003-22-530 / F003-22-530A / F003-22-530B	300364	26042	258-259, 356-357, 376-377
<b>613-024</b>	AUDI / SAAB	431 498 203C / 443 498 203B / 8961864	300396	26007	26-32, 35-36, 38, 41-42, 45, 47-48, 599-600
<b>613-025</b>	DODGE / EAGLE / HYUNDAI / MITSUBISHI / PLYMOUTH / PROTON	MB526338 / MB526862 / MB620050 / MB936182	302986	20352	114, 179, 181, 319, 321-323, 380-381, 383, 385-386, 388-389, 519-521
<b>613-026</b>	NISSAN	40088-MO229	300345	26046	391, 395-396, 403
<b>613-027</b>	NISSAN	39241-11M25	302797	23028	300, 395-396, 403, 406, 409
<b>613-028</b>	OPEL / OPEL LCV	374094 / 7839612	302689	23103	419, 422, 431-432, 458-459
<b>613-029</b>	HOLDEN / TOYOTA	04438-10021 / 04438-10022	300369	26051	301, 663-668, 670-673
<b>613-030</b>	SAAB	8993149 / 8993792	300403	26038	599-600, 604
<b>613-031</b>	SAAB	8961864 / 8993628	300419	26171	599-601
<b>613-032</b>	SAAB	4399333 / 4483517	303952	22292	600-602
<b>613-033</b>	FIAT / LANCIA	7578083	300330	26204	225-228, 230-232, 338
<b>613-034</b>	ROVER	BAU4411	303479	21536	598-599
<b>613-035</b>	AUDI / VOLKSWAGEN	871 498 203A	300357	26030	39-44, 46, 53, 91-93, 679-682, 691, 722-723, 730-733, 745-747, 757-758, 772
<b>613-036</b>	AUDI / VOLKSWAGEN	861 498 203	300343	26022	37, 679-680, 745-746
<b>613-037</b>	FORD EUROPE / FORD LCV, TRUCK	1016756 / 1073801	300341	26000	261-263, 265-268, 289, 293-294
<b>613-038</b>	ROVER	BAU2019			590-591, 597-598
<b>613-039</b>	ROVER	18G0927			598
<b>613-040</b>	FORD AUSTRALIA / MAZDA	G012-22-530	300408	26139	259, 359-360
<b>613-041</b>	NISSAN	-	303286	21161	412
<b>613-042</b>	HONDA	44333-SB2-960 / 44333-SB2-961 / 44333-SB2-962	300362	26034	302, 306-309, 314, 316
<b>613-043</b>	HONDA	44333-SD2-003	300378	26124	302-303, 306-309, 314
<b>613-044</b>	SUBARU	23222-GA140	300371	26137	652, 654-655
<b>613-045</b>	HYUNDAI / MITSUBISHI / PROTON	MB176164	300364	26042	323, 380-381, 385-387, 521

\* =OE Semiasse/ Driveshaft/ Trasmissione/ Achswelle/ Semieje  
# =OE Giunto senza KIT/ CVJ w/o KIT/ Joint sans Kit/ Gelenk Ohne Satz/ Junta sin Kit

CIFAM ref.	MARCA MAKE	ADATTABILE A OES ADAPTABLE FOR OES	ADATTABILE A ADAPTABLE FOR GKN/LÖBRO	ADATTABILE A ADAPTABLE FOR SPIDAN	PAGINA PAGE
613-046	DODGE / EAGLE / HYUNDAI / MITSUBISHI / PLYMOUTH	MB526378	300377	23082	114, 179-181, 322, 324-325, 380-381, 383-386, 389-390, 519
613-047	AUDI / VOLKSWAGEN	321 498 203	300355	26005	38-40, 95, 679, 681-682, 729-730, 771-772
613-048	AUDI / SEAT / VOLKSWAGEN / VOLKSWAGEN LCV	191 498 203 / 191 498 203C / 1H0 498 203 / 321 498 203A	300355 / 300382 / 300402	26005 / 26037 / 26252	37, 41-43, 45, 47-48, 53-56, 92, 611-614, 618-620, 629-631, 678-679, 684-686, 689-699, 701-704, 706, 709, 722-723, 731-737, 749-752, 757-758, 761-762, 769-771, 774-775
613-049	HONDA	44333-SB2-961 / 44333-SK7-J02 / 44333-SK7-J03 / 44333-SK7-J12 / 44333-SK7-J13	300317	26143	303, 309-310, 315-316, 318
613-050	FORD USA / MAZDA	G033-22-530	300408	26139	297-299, 360-362, 364
613-051	MAZDA	G012-22-530A / G012-22-530B	300408	26139	359-360
613-052	NISSAN	-	300360	26135	395, 403-404, 406
613-053	MAZDA	F003-22-530B	302324	26278	355-357
613-054	CITROËN / CITROËN LCV / PEUGEOT / PEUGEOT LCV	3293.31			138, 157-159, 467-469, 507
613-055	DODGE / HYUNDAI / MITSUBISHI	49509-29A00 / MB297689			179-181, 322-325, 383, 387, 389-390
613-056	FIAT / FIAT LCV / INNOCENTI	7682886	300351	26001	197, 217, 235, 249, 251, 325-326
613-057	AUDI	893 498 203B	300376	22553	43-49, 51-52, 54-57
613-058	FIAT / FIAT LCV	7682886	300323	26187	188-189, 222, 236, 256
613-059	HOLDEN / PONTIAC / SUZUKI	44118-60DD1		23069	301, 520, 656-657, 660-661
613-060	MAZDA	G001-22-530 / G001-22-530A / G001-22-530B / G021-22-530A / G021-22-530B	300375	23538	359
613-061	TOYOTA	04438-32011	300368	26050	662-668, 670-672
613-062	HONDA	44333-SA2-310			302, 317-318
613-063	HONDA	44018-SA5-A90	300356	26029	302
613-064	HONDA	44333-SA7-013			306
613-065	HONDA	44018-S84-A00	300337 / 300422	26193 / 26192	303-304, 317
613-066	GEO / HOLDEN / ISUZU	-	300394	26273	299, 301, 327-328
613-067	GEO / HOLDEN / ISUZU	-	302741	25523	299, 301, 327-328
613-068	SUBARU	23222-GA140	300411	26120	652, 654-656
613-069	CHEVROLET USA / GEO / TOYOTA	-			112-113, 299, 666-667

<b>613-070</b>	CHEVROLET USA / GEO / HOLDEN / MARUTI / SUZUKI	04438-87701	300346	23069	113, 299, 301, 354, 657-659
<b>613-071</b>	LADA	2108-2215030	300374	26057	331-335
<b>613-072</b>	RENAULT	77 01 469 021	303952	22292	528-530, 561, 564-571
<b>613-073</b>	ALFA ROMEO	60748291 / 700160	300405	26159	14-16, 19, 21
<b>613-074</b>	SUBARU	28023-AC060	300331	26196	652-655
<b>613-075</b>	NISSAN	39241-01A25	300360	26135	395, 403, 406, 409
<b>613-076</b>	HONDA	-			306-308, 314
<b>613-077</b>	NISSAN	39241-50A25	302797	23028	409-410
<b>613-078</b>	NISSAN	39241-03A25	300338	26194	404, 406, 409-410
<b>613-079</b>	ROVER	BAU4411	303479	21536	591
<b>613-080</b>	ROVER	GSV1045	303485	21542	597
<b>613-081</b>	AUDI	893 498 203C	300314	22555	44-52, 54-57, 91, 93-94
<b>613-082</b>	AUDI	893 498 203	300313	22554	56
<b>613-083</b>	FORD EUROPE / FORD LCV, TRUCK	6043191	300353	26014	266-267, 294
<b>613-084</b>	DAIHATSU	04438-87704 / 04438-87706	300347	26213	177
<b>613-085</b>	NISSAN	39241-01E25			392-394, 396, 399, 409
<b>613-086</b>	NISSAN	39241-01A88 / 39241-01A89	300360	26135	395, 399, 403, 406, 408-409, 412
<b>613-087</b>	HONDA	44018-SE0-A90 / 44018-SH9-A90	300363 / 300362	26034 / 26036	302-303, 306, 308-309, 313-316, 318
<b>613-088</b>	RENAULT / RENAULT LCV, TRUCK	77 01 204 351	300562	23089	564, 571, 586-588
<b>613-089</b>	ALFA ROMEO / FIAT / LANCIA	82483504	303102	20990	11-12, 190-194, 221, 336-337, 345-347
<b>613-090</b>	HYUNDAI / MITSUBISHI	-	300377	23082	322, 324-325, 382-390
<b>613-091</b>	FIAT / FIAT LCV / LANCIA	7682886	300327 / 300329 / 304901	24630 / 26203	185, 200, 202, 214, 339
<b>613-092</b>	ALFA ROMEO / FIAT / FIAT LCV / LANCIA	60808619 / 82483504	303102	20990	1-2, 5-7, 184, 186-187, 213-215, 232, 253, 337-338, 340-341, 345-346
<b>613-093</b>	ALFA ROMEO / FIAT / FIAT LCV / LANCIA	46307733 / 60816984	304812 / 303263 / 304698	24539 / 21142 / 24386	8-10, 13, 22, 188, 196-197, 223-224, 237, 256, 342-343
<b>613-094</b>	AUDI	357 498 203A	300313	22554	44-48, 55
<b>613-095</b>	GEO / MARUTI / SUZUKI	44118-80E01 / 44118-86061	303176	21028	299, 354, 656-657, 659-660
<b>613-096</b>	SUZUKI	44118-60G22	302559	25508	657
<b>613-097</b>	CHEVROLET / DAEWOO / DAEWOO LCV	96273573	302561	25512	110-111, 174, 176
<b>613-098</b>	DAEWOO	-	302561	25512	176
<b>613-099</b>	MARUTI / SUZUKI	44118-84110	300346	23069	354, 656-657
<b>613-100</b>	AUDI	443 498 203C	300415	26010	28-37, 51-53, 80-81
<b>613-101</b>	VOLKSWAGEN LCV	701 498 203	300321	26096	780-785
<b>613-102</b>	FORD EUROPE / FORD LCV, TRUCK / MAZDA	1073805 / 6053206	300393	26217	263-266, 268-271, 289-290, 293-295, 355

\* =OE Semiasse/ Driveshaft/ Trasmissione/ Achswelle/ Semieje  
# =OE Giunto senza KIT/ CVJ w/o KIT/ Joint sans Kit/ Gelenk Ohne Satz/ Junta sin Kit

CIFAM ref.	MARCA MAKE	ADATTABILE A OES ADAPTABLE FOR OES	ADATTABILE A ADAPTABLE FOR GKN/LÖBRO	ADATTABILE A ADAPTABLE FOR SPIDAN	PAGINA PAGE
613-103	ALFA ROMEO	60748291	300358	26031	14-15, 20
613-104	LADA / MOSKVICH	-			332, 335, 390
613-105	AUDI / VOLKSWAGEN	431 498 203C	300396	26007	54, 92-93, 732
613-106	NISSAN	39241-01B25 / 39241-01B26 / 39241-01B27	300348	26219	397
613-107	DODGE / MITSUBISHI	MB526400	303328	21181	179, 387-388
613-108	HONDA	44018-SM4-002 / 44018-SS0-010 / 44018-SS0-N00 / 44018-SS0-N01 / 44333-SF1-013	300337	26192	303-305, 315, 318-319
613-109	CITROËN LCV / FIAT LCV / PEUGEOT LCV	9564478780	302999	20635	161-166, 240-246, 508-512
613-110	VOLVO	271649	300427	26295	791-792, 794, 800-802, 804-806
613-111	TOYOTA	04438-12050	300368	26050	664-665, 670
613-112	MAZDA	G013-22-530 / G023-22-530	300363	26036	360, 362, 364
613-113	HOLDEN / NISSAN	39241-17R00 / 39241-17R25 / 39241-17R26 / 39241-17R27 / 39241-17R29	300338	26194	300-301, 403-404, 406, 409-410
613-114	MAZDA	F006-22-530A	302559	25508	357-358, 360-361, 364
613-115	MAZDA	-			357, 363-364
613-116	CITROËN / PEUGEOT	3293.17 / 3293.83 / 3293.96	300380	26288	138-144, 467, 476-482, 488, 491, 496-498, 504
613-117	AUDI	4A0 498 203 / 4A0 498 203A	300316	26127	33-34, 79-81
613-118	FORD AUSTRALIA / MAZDA	F025-22-630			258-259, 357-358, 364
613-119	KIA / MAZDA	F037-22-530	300364	26042	330, 360, 364-365
613-120	MAZDA	F024-22-630A	300326	21367	358
613-121	MAZDA	F037-22-530	300364	26042	358, 362, 364-365
613-122	MAZDA	F024-22-630 / F024-22-630A	300326	21367	358
613-123	MAZDA	F069-22-530A	303185	21035	358
613-124	MAZDA	F069-22-530A	303185	21035	358, 364
613-125	EAGLE / MITSUBISHI / PLYMOUTH	XB620168	300377	23082	181, 384, 388-389, 519
613-126	CHRYSLER USA / DODGE / EAGLE / MITSUBISHI / PLYMOUTH	MB526905			115, 179, 181, 383-384, 388, 519
613-127	MITSUBISHI	MR222635	303395	20927	385, 389
613-128	SUZUKI	44118-71C10	302562	25513	660
613-129	SUZUKI	44118-64B10	300346	23069	659-660
613-130	SAAB	8993685	300435	26173	601
613-131	AUDI	443 498 203A	300437	26006	31, 35-36, 41-42, 96-97
613-132	SUBARU	29023-AA020 / 29023-AA021 / 29023-AA022			653
613-133	ALFA ROMEO / FIAT / FIAT LCV / LANCIA	60556609 / 60815164 / 82283831 / 82430679 / 82476458	303262 / 303264	21141 / 21143	2, 7-10, 12-14, 23-25, 189-190, 202, 204-205, 251, 341-342
613-134	FORD EUROPE / FORD LCV, TRUCK	6043191	300353	26014	263, 268-270, 289, 294-295

<b>613-135</b>	SKODA / VOLKSWAGEN LCV	6U0 407 283	302749	25527	639-642, 774-775
<b>613-136</b>	DAIHATSU	04438-87118 / 04438-87119			176
<b>613-137</b>	DAIHATSU	04438-87701	300346	23069	177
<b>613-138</b>	DODGE / EAGLE / MITSUBISHI	MB175869 / MB297337 / MB297338	300364	26042	179, 181, 382, 384, 387
<b>613-139</b>	MITSUBISHI	MB297381 / MB297689 / MB526776 / MB526907 / MB620060	302813	21137	384
<b>613-140</b>	NISSAN	39241-05U25 / 39241-05U85 / 39241-50A87 / 39241-50A90 / 39241-50A91 / 39241-50A92	300388	26210	391, 399, 404-408, 410-411
<b>613-141</b>	NISSAN	39241-73J25	300325	26175	400
<b>613-142</b>	FORD BRASIL / KIA / MAZDA	B001-22-530A / B001-22-630A			260, 329-330, 354-355
<b>613-143</b>	NISSAN	39241-71J25	300335	26178	393-394, 400-401
<b>613-144</b>	AUDI	441 498 203A	300320	26094	33-35, 80-82
<b>613-145</b>	VOLKSWAGEN LCV	701 498 203A	302322	26274	781-787
<b>613-146</b>	CITROËN / CITROËN LCV / PEUGEOT	3293.91	302574	26216	121-123, 138-140, 145-148, 151-155, 159, 467, 469, 476-482, 488-495
<b>613-147</b>	CITROËN / PEUGEOT	3293.95			143-145, 504-505
<b>613-148</b>	AUDI	431 498 203C	300396	26007	54, 92-93
<b>613-149</b>	ALFA ROMEO / FIAT / FIAT LCV / LANCIA	60808619 / 82462961 / 82483504	303102	20990	1-6, 10, 16-17, 23, 25, 184, 186-187, 189-190, 201-204, 206, 213-217, 251, 253, 340, 342
<b>613-150</b>	NISSAN	39241-01M29	300348	26219	397
<b>613-151</b>	AUDI	895 498 203	300315	26247	51-53
<b>613-152</b>	AUDI / SEAT / SKODA / VOLKSWAGEN	1H0 498 203 / 1H0 498 203A	300402 / 300426	26214 / 26037	58-59, 97, 613, 624-625, 631-633, 642-644, 676-679, 698-699, 704-709, 728-729, 736-737, 771
<b>613-153</b>	SEAT / VOLKSWAGEN / VOLKSWAGEN LCV	6N0 498 203	300382	26252	608-609, 726-727, 747-748, 750, 752-754, 778
<b>613-154</b>	AUDI / SEAT / SKODA / VOLKSWAGEN	1J0 498 203	302959 / 302960	20336 / 20337	58-59, 624-625, 632, 642-644, 676-678, 705-707, 728
<b>613-155</b>	HYUNDAI / MITSUBISHI	XB620240	302563	25514	323, 382, 386
<b>613-156</b>	NISSAN	39241-4F425	302811	20097	397
<b>613-157</b>	NISSAN	39241-4F425	302811	20097	397
<b>613-158</b>	AUDI	441 498 203A	300320	26094	52-53, 56, 91, 94
<b>613-159</b>	NISSAN	39241-4F125	302807	20076	397
<b>613-160</b>	NISSAN	39241-4F126	304023	22106	397
<b>613-161</b>	FORD EUROPE / FORD LCV, TRUCK	1073805 / 6053206	300393	26217	263-265, 290, 293
<b>613-162</b>	FORD EUROPE	1016762 / 1016767 / 1073934	303082	20347	284-286
<b>613-163</b>	FORD EUROPE	1016762 / 1016767 / 1073934	303082	20347	283-286
<b>613-164</b>	RENAULT	77 01 466 122	302575	23005	522, 539, 562-564



CIFAM ref.	MARCA MAKE	ADATTABILE A OES ADAPTABLE FOR OES	ADATTABILE A ADAPTABLE FOR GKN/LÖBRO	ADATTABILE A ADAPTABLE FOR SPIDAN	PAGINA PAGE
613-165	RENAULT	77 01 035 380 / 77 01 469 021	303952	22292	535-538, 540, 573-574
613-166	LEXUS / TOYOTA	04438-20070	302813	21137	354, 662-663, 666, 672
613-167	ALFA ROMEO / FIAT / FIAT LCV / LANCIA	46307067	303100	20988	1, 200, 203, 214-215, 253, 337
613-168	HONDA / ROVER	44012-SK3-E10	300389	26077	313, 592, 594
613-169	ROVER	BAU4411	303479	21536	591-594, 598
613-170	FIAT / FIAT LCV / LANCIA	9566934080 / 9566934088	304813	24540	134-135, 168-169, 232-233, 254-255, 350, 505-506, 514
613-171	LADA	2121-2215030 / 2121-2215030-01	300407	26060	332-333
613-172	FIAT / FIAT LCV / LANCIA	9567504880	304819	24546	134-135, 160, 168, 233-234, 254-255, 351, 506-507, 514
613-173	FIAT / FIAT LCV	46307060 / 46307067 / 60813077	303100 / 303259	20988 / 21138	207-208, 249
613-174	FIAT / FIAT LCV	7509702	303260	21139	207-208, 249
613-175	FIAT / FIAT LCV	46307060 / 46307067 / 60813077	303100 / 303259	20988 / 21138	206-208, 257
613-176	DAEWOO / PONTIAC	-			172, 174-176, 520
613-177	DAEWOO	96220402 / 96243578	302802	23124	172, 175-176
613-178	AUDI / SKODA / VOLKSWAGEN	3B0 498 203A / 8D0 498 203A	300319	26165	63-67, 82-85, 648, 738-739, 741
613-179	ALFA ROMEO / FIAT / FIAT LCV / LANCIA	46429633 / 60812755	303101 / 303919	20989 / 21141 / 22215	8-10, 22-23, 187, 202, 204, 223, 256, 342
613-180	NISSAN	39240-F4125			407
613-181	SUBARU	28023-AA120 / 72322-2230	300331	26196	652-655
613-182	NISSAN	39241-01E29 / 39241-0M625 / 39241-64J28 / 39241-64J29	300338	26194	390-392, 399, 404-408, 410-412
613-183	NISSAN	39241-10E26 / 39241-10E27 / 39241-10E88	303289	21163	391-395, 409
613-184	HONDA	44333-SD2-003	300378	26124	302-303
613-185	HONDA	-	300367	26040	309-310
613-186	TOYOTA	04438-10020 / 04438-10021 / 04438-10022	300368	21137	672-673
613-187	FORD AUSTRALIA / MAZDA	F006-22-530 / F006-22-530B	302742	25521	258-259, 356-357
613-188	HONDA	44018-S0A-C00 / 44018-S0A-C01 / 44018-S0A-C02	300367	26040	309-311, 314-315
613-189	MAZDA LCV	M070-22-530A			365
613-190	ALFA ROMEO	9943846	300413	23523	17
613-191	FIAT / FIAT LCV / LANCIA	46307733	303263	21142	187-188, 197, 223, 237, 257, 340-341
613-192	HONDA / ROVER	44018-SH9-003	303479	21536	306, 308-309, 592, 594
613-193	MAZDA	G002-22-530 / G012-22-530 / G012-22-530A	300363	26036	361
613-194	KIA / MAZDA	B004-22-630 / B004-22-630A / BS04-22-630	302324	26278	260, 329-330, 355
613-195	NISSAN	39240-F4125			412

<b>613-196</b>	AUDI / SKODA / VOLKSWAGEN	441 498 203A	300320	26094	66-69, 82-85, 89, 647-648, 739-742
<b>613-197</b>	FORD USA / MAZDA	G568-22-530	302743	25522	298-299, 362-363, 365
<b>613-198</b>	ROVER	GSV1045	303485	21542	592-595
<b>613-199</b>	TOYOTA	04438-10040			673
<b>613-200</b>	VOLVO	325275 / 34324392	300373	26106	789-791
<b>613-201</b>	NISSAN / NISSAN LCV	39241-01E29 / 39241-0M625 / 39241-64J28 / 39241-64J29	300338	26194	391-392, 399, 404-408, 410-413, 416
<b>613-202</b>	AUDI	447 498 203	300432	23524	31, 33, 36-37
<b>613-203</b>	CITROËN / CITROËN LCV / PEUGEOT / PEUGEOT LCV	3293.03	302258	21136	119, 128-129, 131-132, 146-149, 156, 160, 483-484, 498-502, 507, 517
<b>613-204</b>	FORD EUROPE / FORD LCV, TRUCK	1016756 / 1073801 / 1073807	300341	26000	264, 267-268, 270, 283, 295
<b>613-205</b>	HONDA	44018-S1A-E00 / 44018-S1A-E01 / 44018-S1A-E02	304702	24390	305
<b>613-206</b>	HONDA / ROVER	44018-SN7-010 / 44018-SN7-020 / GDG152	300423	26079	305, 596
<b>613-207</b>	RENAULT	60 01 547 699 / 77 01 465 489 / 77 01 466 122	300410 / 302575	23005 / 23040	522
<b>613-208</b>	RENAULT	77 01 035 380 / 77 01 469 021	303952	22292	535-538, 540, 551-552, 575
<b>613-209</b>	CITROËN LCV	-	300381	23065	159
<b>613-210</b>	ROVER	GDG153 / GSV1013 / TDR000140 / TDR000190 / ZUA000910	303479	21536	595
<b>613-211</b>	OPEL	1603005	303891	21807	424
<b>613-212</b>	FORD USA / MAZDA	G063-22-530 / G570-22-530	302745	25520	298, 361-363, 365
<b>613-213</b>	NISSAN	39241-50A92	300388	26210	391, 399, 404-405, 407-408, 410-411
<b>613-214</b>	DAIHATSU	04438-87709 / 04438-87F10	302747	25524	177
<b>613-215</b>	DAIHATSU	04438-87704 / 04438-87F07 / 04438-87F15 / 04438-87F16	300347	26213	177
<b>613-216</b>	FIAT / FIAT LCV / LANCIA	46307555	303261	21140	199-200, 215-216, 222, 250, 253, 343-344, 348-350
<b>613-217</b>	ALFA ROMEO / FIAT / FIAT LCV / LANCIA	46307060 / 46307067 / 60813077	303100 / 303259	20988 / 21138	1, 185, 200, 203, 205, 251, 342
<b>613-218</b>	ALFA ROMEO	46429633 / 60812755	303101 / 303919	20989 / 21141 / 22215	13-14
<b>613-219</b>	MERCEDES BENZ / MERCEDES BENZ LCV, TRUCK	000 330 16 85	303094	20984	371-372, 375-376
<b>613-220</b>	HONDA	44018-S04-C00 / 44018-S04-C01 / 44018-S04-C02 / 44018-S04-C03 / 44018-S04-C04 / 44018-S04-C05	303440	21530	311
<b>613-221</b>	OPEL	-			421-423
<b>613-222</b>	OPEL / OPEL LCV	1603012	304392 / 303477	21534 / 23993	437, 443-444, 447, 458
<b>613-223</b>	OPEL	13291734 / 1604008			444-445
<b>613-224</b>	AUDI	893 498 203F	300425	26249	51-53, 64-66, 68-69
<b>613-225</b>	RENAULT	77 01 469 416	300551	23007	544-555
<b>613-226</b>	DAEWOO	510346 / 510434 / 96243578	303893 / 303911	21842 / 22198	172-176
<b>613-227</b>	NISSAN	39241-64J25 / 39241-64J26 / 39241-64J27	300339	26181	393-394, 396, 401, 408
<b>613-228</b>	NISSAN	39241-53J26	304680	24368	399, 405, 408, 411

\* =OE Semiasse/ Driveshaft/ Trasmission/ Achswelle/ Semieje  
# =OE Giunto senza KIT/ CVJ w/o KIT/ Joint sans Kit/ Gelenk Ohne Satz/ Junta sin Kit

CIFAM ref.	MARCA MAKE	ADATTABILE A OES ADAPTABLE FOR OES	ADATTABILE A ADAPTABLE FOR GKN/LÖBRO	ADATTABILE A ADAPTABLE FOR SPIDAN	PAGINA PAGE
613-229	NISSAN	39241-10E25 / 39241-10E26 / 39241-10E27 / 39241-10E87 / 39241-10E88	302746	25519	396, 399, 401, 409
613-230	FORD USA / MAZDA	G026-22-530	302745	25520	298, 361-363, 365
613-231	MITSUBISHI	MR196069	300332	26102	382, 384-385, 387
613-232	DODGE	-			180
613-233	MITSUBISHI / PROTON	MR222684	300332	26102	385, 387, 521
613-234	DAIHATSU	-	302324	26278	178
613-235	MAZDA	-	302743	25522	362-363
613-236	HONDA	-			309, 314
613-237	TOYOTA	04438-20150	302813	21137	662
613-238	DAIHATSU	-	302324	26278	178
613-239	TOYOTA	04438-12190	300369	26051	664-665, 668-671
613-240	TOYOTA	04438-10060	304323	23684	664-665, 668-671
613-241	NISSAN	39241-72J25 / 39241-73J25	300325	26175	401-402
613-242	NISSAN	39241-71J25	300335	26178	401-402
613-243	TOYOTA	04438-12290 / 04438-20131	300369	26051	664, 667-668, 671-672
613-244	TOYOTA	04438-16010 / 04438-16011	300369	26051	664, 668
613-245	RENAULT	-			573
613-246	FORD EUROPE	1061864 / 1061867 / 1142811 / 1542346			272-274, 279
613-247	CHRYSLER / CHRYSLER USA / DODGE / DODGE TRUCK / PLYMOUTH	-			113-115, 178-181, 518-519
613-248	SUZUKI	44118-M72F00 / 44118-M72F11 / 44118-M72F20	303176	21028	656, 659-660
613-249	SUZUKI	-			656, 660
613-250	FORD EUROPE	6676136	300428	26272	266
613-251	SUZUKI	44118-60G00 / 44118-60G01	302562	25513	656-657
613-252	MERCEDES BENZ	168 360 00 68	303881	22263	367
613-253	VOLVO	271827	300439	26294	792-795, 800-803, 805-806
613-254	VOLVO	3410425	300417	26107	789-791
613-255	OPEL LCV / RENAULT LCV, TRUCK	77 01 470 155	302322	26274	462-463, 584
613-256	MERCEDES BENZ / MERCEDES BENZ LCV, TRUCK	000 330 19 85	303094 / 303383	20984 / 20229	371-372, 375
613-257	FIAT / FIAT LCV	46307575	303915	22204	195-196, 236
613-258	AUDI / SKODA / VOLKSWAGEN	3B0 498 203A	300319 / 303606	26165 / 21813	63-67, 647, 738-741
613-259	AUDI / VOLKSWAGEN	3B0 498 203A	300319 / 303606	21813 / 26165	67-69, 82-84, 739, 741-742
613-260	NISSAN LCV / RENAULT / RENAULT LCV, TRUCK	77 01 209 238	305382	25159	414, 523-526, 532-534, 578-582
613-261	SUZUKI	44133-60A10	300394	26273	660
613-262	SUZUKI	44118-67D01	304062	22988	658, 661

<b>613-263</b>	AUDI / SKODA / VOLKSWAGEN	3B0 498 203B	303410	21092	67, 647, 739-740
<b>613-264</b>	PEUGEOT	3293.20	303256	21121	470-471
<b>613-265</b>	VOLVO	274441 / 30899071	303417	20584	796-797
<b>613-266</b>	FORD EUROPE / SEAT / VOLKSWAGEN	1008224 / 1109786 / 7M0 498 203	302322	26274	279-280, 605-606, 763-764
<b>613-267</b>	OPEL	-			426
<b>613-268</b>	TOYOTA	04438-52020	303897	21846	673
<b>613-269</b>	TOYOTA	04438-10020 / 04438-10021	300368	21137	666
<b>613-270</b>	OPEL / SUZUKI	44118-83E50 / 4705279 / 4707990	303948	22288	416-417, 661
<b>613-271</b>	FIAT / FIAT LCV / FORD EUROPE	1543836 / 46307575	303915	22204	183, 187, 197, 210-211, 222-223, 237, 252, 256, 283
<b>613-272</b>	AUDI / SEAT / SKODA / SKODA LCV / VOLKSWAGEN	6Q0 498 203	303558	21588	57, 614, 621-623, 636-638, 646-647, 650, 754-756
<b>613-273</b>	KIA	0K2A1-22-530 / 0K2A2-22-530	302747	25524	330-331
<b>613-274</b>	HONDA / ROVER	GDG157 / TDR100760	303485	21542	311, 595-596
<b>613-275</b>	OPEL / OPEL LCV	1603005 / 26067603	303891	21807	435-436, 459-460
<b>613-276</b>	DAEWOO	510346 / 510434 / 96243578	303893 / 303911	21842 / 22198	173
<b>613-277</b>	DAEWOO	510346 / 510434 / 96243578	303893 / 303911	21842 / 22198	173
<b>613-278</b>	SKODA / SKODA LCV / VOLKSWAGEN	6Q0 498 203		21588	635-636, 649-650, 681
<b>613-279</b>	KIA	-	303119	21001	329-330
<b>613-280</b>	HYUNDAI	49509-02A00 / 49509-02A10	303875	21316	320-321
<b>613-281</b>	CITROËN / CITROËN LCV	3293.A3	303929	22269	123-125, 160
<b>613-282</b>	FIAT / FIAT LCV	7603021 / 7635255 / 7635256 / 7635795 / 7642776 / 7682886	300329 / 304901	26203 / 24630	222, 256
<b>613-283</b>	AUDI / SEAT / SKODA / SKODA LCV / VOLKSWAGEN / VOLKSWAGEN LCV	6Q0 498 203A	303559	21589	57-58, 609, 614, 621-623, 636-638, 646-647, 650, 681, 755-757, 777
<b>613-284</b>	SEAT / SKODA / VOLKSWAGEN	6Q0 498 203B	304437	24090	614, 622, 637, 756
<b>613-285</b>	FORD EUROPE	4106350	303744	21456	287
<b>613-286</b>	ALFA ROMEO	60556609 / 60801740 / 60809610	303264	21143	4
<b>613-287</b>	ALFA ROMEO / FIAT / FIAT LCV / LANCIA	46307716	303917	22209	24, 169, 183, 195-196, 198-200, 207, 211, 217, 223-224, 237, 249-250, 253, 257, 343, 350, 508
<b>613-288</b>	FIAT / OPEL	1603197 / 71740558	303951	22291	194-195, 446, 452-453
<b>613-289</b>	HONDA	44018-S04-N00 / 44018-S6D-G00 / 44018-SAB-N20 / 44018-SAB-N21	304684	24372	316
<b>613-290</b>	HONDA	44018-S04-N00 / 44018-S6D-G00 / 44018-SAB-N20 / 44018-SAB-N21	304684	24372	311-312
<b>613-291</b>	HONDA	44018-S6D-E01 / 44018-S6D-E02	304700	24388	312
<b>613-292</b>	HONDA	44018-S6F-E01 / 44018-S6F-E02	304702	24390	312
<b>613-293</b>	AUDI / SEAT / SKODA / VOLKSWAGEN	1K0 498 203 / 1K0 498 203B	304326	23688	58-59, 97, 624-625, 633, 643, 676-678, 706, 708-709

\* =OE Semiasse/ Driveshaft/ Trasmission/ Achswelle/ Semieje

# =OE Giunto senza KIT/ CVJ w/o KIT/ Joint sans Kit/ Gelenk Ohne Satz/ Junta sin Kit

CIFAM ref.	MARCA MAKE	ADATTABILE A OES ADAPTABLE FOR OES	ADATTABILE A ADAPTABLE FOR GKN/LÖBRO	ADATTABILE A ADAPTABLE FOR SPIDAN	PAGINA PAGE
613-294	FORD EUROPE / FORD LCV, TRUCK / MAZDA	1142811 / 1542346 / Y402-22-530	304023	22106	272, 279, 295, 355
613-295	FORD EUROPE	1142811 / 1542346	304023	22106	272, 279
613-296	ROVER	GDG162 / TDR100940	303483 / 303477	21534 / 21540	596
613-297	FORD EUROPE	1148221	303953	22293	271-272, 279
613-298	MERCEDES BENZ	168 360 03 68 / 168 366 05 91	303883	22265	367
613-299	AUDI / SEAT	8E0 498 203	304332	23694	69-75, 83, 614
613-300	AUDI / SKODA / VOLKSWAGEN	8D0 498 203B	300320	26094	67, 83-84, 648, 738-741
613-301	AUDI	8E0 498 203A	305120	24861	69-73
613-302	CHRYSLER	4641164			114
613-303	OPEL	1603249	304080	23045	444
613-304	NISSAN	39241-AY125	304732	24459	397-398
613-305	NISSAN	39241-BM526	305242	24993	398
613-306	FORD EUROPE / SEAT / VOLKSWAGEN	1109786 / 7M0 498 203A	303512 / 302322	21575 / 26274	279-280, 605-606, 763-764
613-307	NISSAN	39241-AW325			403
613-308	CITROËN / CITROËN LCV / PEUGEOT LCV	3293.03	303258	21136	118-119, 147, 149-150, 156-157, 517
613-309	TOYOTA	04438-52071	303335	21187	673
613-310	LANCIA	51704102			350
613-311	TOYOTA	04438-52041	304107	23168	674
613-312	OPEL / OPEL LCV	1603259 / 1603277 / 93182542	304387	23988	436, 444, 460
613-313	NISSAN LCV / OPEL LCV / RENAULT LCV, TRUCK	4403476 / 77 01 470 155	302322	26274	413-414, 461-463, 583-585
613-314	MINI	31 60 7 518 259	304707	24395	377
613-315	CITROËN / PEUGEOT	3293.20	303256	21121	127-128, 471, 473, 482-484, 507
613-316	FIAT / FIAT LCV / FORD EUROPE	1543834 / 46308003	304654	24342	183, 209-210, 252, 283
613-317	FIAT / FIAT LCV / LANCIA	46307584			199, 250, 343
613-318	TOYOTA	04438-52020	303897	21846	673
613-319	AUDI / SEAT / SKODA / VOLKSWAGEN / VOLKSWAGEN LCV	1H0 498 203A	300426	26214	60-63, 98, 606-607, 625-626, 633-634, 644-646, 648-649, 680, 710-718, 724-728, 742, 744, 762, 764-768, 775-776

<b>613-320</b>	AUDI / SEAT / SKODA / VOLKSWAGEN / VOLKSWAGEN LCV	1K0 498 203A	304330	23692	59-62, 95, 97-98, 607-608, 626-627, 633-634, 644-646, 648-649, 680-681, 710-718, 724-726, 742-745, 762, 764-768, 775-776
<b>613-321</b>	SEAT / VOLKSWAGEN	1K0 498 203 / 1K0 498 203B	304326 / 304328	23688	606, 608, 626, 710, 713, 715
<b>613-322</b>	VOLKSWAGEN	6X0 498 203	304815	24542	727, 748, 753
<b>613-323</b>	HYUNDAI	49509-2CA00			321
<b>613-324</b>	HYUNDAI	49509-1CD00			320, 322
<b>613-325</b>	HYUNDAI	49509-17A10	304036	22346	323
<b>613-326</b>	MAZDA	FA21-22-530B			359, 365
<b>613-327</b>	MAZDA	FA50-22-530A	303374	21265	358-359
<b>613-328</b>	MAZDA	GD17-22-530	303373	21264	363
<b>613-329</b>	NISSAN	39241-BM725	304808	24535	391-392
<b>613-330</b>	NISSAN	39241-BM525			391
<b>613-331</b>	NISSAN	39241-BU186	304058	22984	392
<b>613-332</b>	VOLKSWAGEN LCV	7H0 498 203	303994	23980	776-777, 788
<b>613-333</b>	MINI	31 60 7 518 245	304705	24393	377-378
<b>613-334</b>	TOYOTA	04438-05210	304102	23147	662
<b>613-335</b>	TOYOTA	04438-05060 / 04438-05140	304828	24555	661-662
<b>613-336</b>	TOYOTA	04438-44050 / 04438-44051	303446	21298	662
<b>613-337</b>	SAAB	5390638	304894	24623	603-604
<b>613-338</b>	SAAB	8994154	302322	26274	602-604
<b>613-339</b>	FORD LCV, TRUCK	4371800			296
<b>613-340</b>	FORD LCV, TRUCK	4371803			295-296
<b>613-341</b>	FORD LCV, TRUCK	4371803	305359	25136	295-296
<b>613-342</b>	CITROËN / FIAT / LANCIA / PEUGEOT	9664862080			132, 160, 234, 344, 507
<b>613-343</b>	FIAT / LANCIA	9403293030			234, 344
<b>613-344</b>	CITROËN / PEUGEOT	-			124, 126, 464
<b>613-345</b>	PEUGEOT	3293.A9			464
<b>613-346</b>	DACIA / DACIA LCV / RENAULT / RENAULT LCV, TRUCK	77 01 209 242	304882	24611	170-172, 528, 531, 544, 555-556, 559, 585
<b>613-347</b>	RENAULT / RENAULT LCV, TRUCK	77 01 209 242	304882	24611	526-528, 530, 558-559, 579-580, 585-586
<b>613-348</b>	RENAULT / RENAULT LCV, TRUCK	77 01 209 239	305284	25047	526, 528, 530-531, 558-559, 579, 585
<b>613-349</b>	OPEL / OPEL LCV	1603276	304385	23986	426-430, 455-456
<b>613-350</b>	OPEL / OPEL LCV	1603277	304387	23988	427-429, 455-457
<b>613-351</b>	OPEL / OPEL LCV	1603232 / 1603278	304072	23024	427-430, 438, 455, 457
<b>613-352</b>	FIAT	46307733	304698	24386	194-195
<b>613-353</b>	OPEL	1603232 / 1603278	304072	23024	446-447, 453-454

CIFAM ref.	MARCA MAKE	ADATTABILE A OES ADAPTABLE FOR OES	ADATTABILE A ADAPTABLE FOR GKN/LÖBRO	ADATTABILE A ADAPTABLE FOR SPIDAN	PAGINA PAGE
613-354	MITSUBISHI / SMART	3815A012 / 454 330 17 01			382-383, 651
613-355	NISSAN	39241-BM725 / 39241-BM726			402
613-356	NISSAN	39241-BU125	304810	24537	392, 403
613-357	FORD EUROPE	1302510 / 1359667 / 1493022 / 1676323	304984	24712	260, 272-278
613-358	FORD EUROPE	1349163			274
613-359	ROVER	TDR100950	303483	21540	596-597
613-360	KIA	KK388-22-530			330
613-361	RENAULT	77 01 209 252			531, 556-557, 576-577
613-362	MINI	31 60 7 518 259	304707	24395	377-378
613-363	RENAULT	77 01 209 246			541-543
613-364	RENAULT	77 01 209 354			531, 576
613-365	CHEVROLET / DAEWOO	96245309	303899	21848	108-109, 173
613-366	CHEVROLET / DAEWOO	96391553	303901	21866	108-109, 173
613-367	VOLKSWAGEN	6QE 498 203A	304625	24309	681
613-368	VOLKSWAGEN / VOLKSWAGEN LCV	6QE 498 203			681, 777
613-369	VOLVO	31256231	302322	26274	793-795, 798-803, 805-808
613-370	TOYOTA	04438-02081	304694	24382	662, 669
613-371	HYUNDAI	49509-1CA00	304696	24384	321-322
613-372	NISSAN LCV / RENAULT / RENAULT LCV, TRUCK	77 01 209 241			414-415, 524, 532-535, 545-547, 552-555, 575, 581-582
613-373	HYUNDAI	49509-26T00			324
613-374	HYUNDAI	49509-1CB00	303905	21978	322
613-375	CITROËN / CITROËN LCV / FIAT / FIAT LCV / LANCIA / PEUGEOT / PEUGEOT LCV	3293.06 / 9567504880 / 9621270480	304819	24546	135, 169, 233, 255, 351, 506, 514-515
613-376	AUDI / VOLKSWAGEN	6E0 498 203	304089	23135	57, 726
613-377	NISSAN LCV / OPEL LCV / RENAULT LCV, TRUCK	1603232 / 39241-BU125 / 39241-BU126 / 39241-BU185 / 39241-BU186 / 77 01 473 176	303935	22275	415, 463-464, 589-590
613-378	ALFA ROMEO / FIAT / LANCIA	46307733	303263 / 304698 / 304812	24539 / 21142 / 24386	3-5, 22, 200, 343-344
613-379	AUDI / SEAT	4E0 498 203 / 8E0 498 203A / 8E0 498 203C	305120 / 304334 / 304336 / 304953	24682 / 23696 / 23698	70-76, 86-88, 90, 615, 621
613-380	OPEL / SUZUKI	44118-85E50 / 4707430			417, 661
613-381	TOYOTA	04438-0D020	304101	23146	673-674
613-382	CITROËN / PEUGEOT	3293.C1			124-126, 464, 472-473
613-383	CITROËN	3293.37	304067	22993	123-124
613-384	FORD EUROPE	1322215	305177	24928	261, 273, 276-278
613-385	FORD EUROPE	1420590	305177	24928	260-261, 273-278
613-386	FORD EUROPE	1493025	305175	24926	260, 272-273, 277-278

613-387	FORD LCV, TRUCK	1C154A084BA / 1C154A084BB / 1C154A084CB / 4119973 / 4558451 / 4558467 / 4602347	304075	23035	296-297
613-388	RENAULT	77 01 035 380 / 77 01 469 021	303952	22292	545, 547-549, 551-552, 554, 575-576
613-389	RENAULT	-			541-543
613-390	RENAULT	77 01 209 354			531, 576, 579
613-391	MERCEDES BENZ	169 360 03 68 / 169 360 06 68 / 169 366 01 91	304836	24563	368-370
613-392	FIAT / FIAT LCV / OPEL / OPEL LCV	1603406 / 46308326 / 93190188	304612	24296	183, 198, 250, 437-438, 460
613-393	ALFA ROMEO / FIAT / FIAT LCV / OPEL	1603412 / 46308338 / 93190194	304614	24298	24, 197-198, 211-212, 250, 437-438
613-394	FIAT / OPEL	1603402 / 51733779			197, 437
613-395	ALFA ROMEO	46308723			11, 21, 26
613-396	NISSAN	39241-5V125 / 39241-5V127	304822	24549	412
613-397	ALFA ROMEO / FIAT	71745014			25, 198, 212
613-398	MERCEDES BENZ	168 366 09 91 / 169 360 05 68	304835	24562	368-369
613-399	MERCEDES BENZ / MERCEDES BENZ LCV, TRUCK	639 350 00 37			374, 376
613-400	HYUNDAI	49509-17A30			323
613-401	HYUNDAI	49509-2EA00			325
613-402	KIA	0K55-22-530			328-329
613-403	KIA	49593-07200			329
613-404	KIA	0K30A-22-530 / 0K30B-22-530			330
613-405	KIA	49593-1G500			330
613-406	FIAT / FIAT LCV	46307716	303917	22209	183, 195-196, 236-237
613-407	OPEL	1603278	304072	23024	427-429, 455, 457
613-408	SUBARU / SUZUKI	44118-86G00			653, 658
613-409	MITSUBISHI / SMART	3815A015 / 454 330 00 85			382, 651
613-410	MITSUBISHI	MR336589	304086	23132	380, 388
613-411	HYUNDAI	49509-38E00			325
613-412	BMW	31 60 7 565 316			105-106
613-413	BMW	31 60 7 565 316	305538	25315	105-106
613-414	MITSUBISHI	MR263171	303893	21842	380
613-415	RENAULT	77 01 035 380 / 77 01 469 021	303952	22292	535-539
613-416	VOLKSWAGEN	7L0 498 203	304551	24231	765
613-417	NISSAN	39241-BM529	305242	24993	398-399
613-418	NISSAN	39241-BU126			392
613-419	CITROËN / CITROËN LCV / FIAT LCV / PEUGEOT LCV	3293.C7 / 9467577780 / 9467577788	304817 / 305381	24544 / 25158	131-132, 169, 255-256, 504, 515
613-420	ALFA ROMEO / CITROËN LCV / FIAT / FIAT LCV / PEUGEOT LCV	3293.F1 / 46307575			24, 169, 199, 212, 249-250, 254, 508
613-421	CITROËN	3293.A3	303929	22269	124
613-422	MITSUBISHI	MZ690390	303591	21791	382
613-423	FORD EUROPE	1061864 / 1061867	303611	21366	286-287



CIFAM ref.	MARCA MAKE	ADATTABILE A OES ADAPTABLE FOR OES	ADATTABILE A ADAPTABLE FOR GKN/LÖBRO	ADATTABILE A ADAPTABLE FOR SPIDAN	PAGINA PAGE
613-424	VOLKSWAGEN	3B0 498 203D	300320	26094	740-741
613-425	MAZDA	GD17-22-530	303373	21264	363
613-426	VOLKSWAGEN	7L0 498 203	304551	24231	765
613-427	KIA	0K55-22-530			328-329
613-428	CITROËN LCV / FIAT LCV / PEUGEOT LCV	3293.F2 / 46308542			169, 249-250, 254, 508
613-429	CITROËN / PEUGEOT	3293.20 / 3293.C2			124-126, 464, 472
613-430	RENAULT	77 01 210 042			527-528, 531, 558-559
613-431	CHEVROLET	96481539	303913	22200	110-111
613-432	SAAB	90512357	303951	22291	602-603
613-433	VOLKSWAGEN	5Z0 498 203			681
613-434	CHEVROLET / DAEWOO	96391553	303901	21866	110, 173, 175
613-435	CITROËN	3293.C8	305492	25269	128, 130
613-436	AUDI / SEAT / SKODA / VOLKSWAGEN	4E0 407 285 / 7H0 498 203	303994	23980	61, 608, 627, 634, 646, 712, 725, 742-745
613-437	AUDI / VOLKSWAGEN	7L0 498 203	304046 / 304551	22929 / 24231	96, 765-766
613-438	MITSUBISHI	MR911361	304307	23670	388
613-439	KIA	0K2KB-22-530	303296	21167	328-329
613-440	MINI	31 60 6 779 991 / 31 60 7 591 694			378-379
613-441	SUZUKI	44118-60G00	303885	21526	658
613-442	CHEVROLET / OPEL	4804593 / 96391553	303901	21866	108-109, 417
613-443	NISSAN	39241-BM526			398
613-444	MAZDA	C202-22-530	304077	23037	272, 355
613-445	RENAULT / RENAULT LCV, TRUCK	77 01 209 241			523-526, 533-534, 581-582
613-446	RENAULT / RENAULT LCV, TRUCK	77 01 209 244	305534	25311	533, 581
613-447	OPEL / SUZUKI	44118-83E50 / 4707990			417, 661
613-448	VOLVO	274336 / 8653876			808
613-449	FORD LCV, TRUCK	1426841			297
613-450	HONDA	44018-SEF-E00 / 44018-SEF-E01			313
613-451	FORD EUROPE	1359669 / 1493023 / 1676324			260, 278
613-452	HONDA	44018-S9A-000 / 44018-S9A-010 / 44018-SCA-E00 / 44018-SCA-E01 / 44018-SX0-C20	304309	23672	305, 312
613-453	HONDA	44018-S9A-000 / 44018-S9A-010 / 44018-SCA-E00 / 44018-SCA-E01 / 44018-SX0-C20	304309	23672	313, 315
613-454	HONDA	44018-SEF-E00 / 44018-SEF-E01			305
613-455	HONDA	44018-SDE-T00 / 44018-SDE-T01			312
613-456	HONDA	44018-SEN-P00			316
613-457	LAND ROVER	TDR000110 / TDR000120			353
613-458	HONDA	44018-S30-C00 / 44018-S30-C01 / 44018-S9A-000 / 44018-S9A-010 / 44018-SCA-E00 / 44018-SCA-E01 / 44018-SX0-C20	304309	23672	305, 313

613-459	HONDA	44018-ST3-000 / 44018-ST3-010			310
613-460	ALFA ROMEO / FIAT	46308465			24, 187-188, 198-199, 211
613-461	AUDI	8K0 407 285A / 8K0 498 203	304955	24684	76-79, 89, 95
613-462	AUDI	4F0 407 285 / 8K0 498 203A	304963	24692	77-79, 89-90
613-463	OPEL	1603259 / 1603277 / 93180022 / 93182542	304387 / 304389	23988 / 23990	438, 446, 452-453
613-464	HONDA	44018-S2X-000 / 44018-S6M-000 / 44018-S6M-010 / 44018-ST7-C12	304311	23674	315
613-465	NISSAN	39241-5M325 / 39241-9E025	304058	22984	392
613-466	OPEL	1604008			429-430
613-467	NISSAN	39241-BM725	304808	24535	391
613-468	AUDI / VOLKSWAGEN	4E0 498 203	304953	24682	85-88, 90, 745
613-469	LAND ROVER	LR003160			353
613-470	AUDI	8K0 498 203B	304957	24686	76-79, 95
613-471	NISSAN / RENAULT	39241-0001R / C9241-JA11A	304886	24615	405, 412-413, 535
613-472	NISSAN	39241-5M325 / 39241-9E025	304058	22984	392
613-473	LAND ROVER	TDR500100			351-353
613-474	LAND ROVER	TDR500110			351-354
613-475	CITROËN	3293.G6			126-127, 133
613-476	CHEVROLET	13318003			109
613-477	MINI	31 60 6 779 991 / 31 60 7 591 694			378-380
613-478	VOLVO	272440 / 272441 / 272442	303421	20199	794-795, 798-807
613-479	RENAULT	77 01 473 176			530
613-480	AUDI / SEAT / SKODA / VOLKSWAGEN / VOLKSWAGEN LCV	5M0 498 203			59-60, 62-63, 607, 626, 644-645, 648-649, 680, 715, 717-718, 744, 762, 767, 775
613-481	MERCEDES BENZ	163 330 00 85			370-371
613-482	ALFA ROMEO	46308675 / 71771157			22
613-483	CITROËN / PEUGEOT	3293.C7	304817	24544	133-134, 474, 485-487, 503, 507
613-484	NISSAN LCV / OPEL LCV / RENAULT LCV, TRUCK	40088-00QAE / 4403476 / 77 01 472 975			413-414, 461, 584-585
613-485	NISSAN LCV / OPEL LCV / RENAULT LCV, TRUCK	4403476			413-414, 461-463, 584-585
613-486	NISSAN LCV / OPEL LCV / RENAULT LCV, TRUCK	40088-00QAE / 4403476 / 77 01 472 975			413-414, 461, 584-585
613-487	KIA	KK388-22-530			330
613-488	CITROËN LCV / FIAT LCV / PEUGEOT LCV	1607740880 / 3293.E1 / 46308383 / 46308480 / 71771153	304602	24286	167, 247-248, 513
613-489	CITROËN LCV / FIAT LCV / PEUGEOT LCV	1607741080 / 3293.E3 / 46308305 / 46308481 / 71771154	304599	24283	167, 248, 513-514
613-490	PEUGEOT	3293.C6			502-503, 505
613-491	PEUGEOT	3293.19			472
613-492	HYUNDAI	49500-0X603			322
613-493	BMW	31 60 7 529 203	305537	25314	104
613-494	RENAULT	77 01 209 830	305285	25048	170, 530, 532, 557, 577

CIFAM ref.	MARCA MAKE	ADATTABILE A OES ADAPTABLE FOR OES	ADATTABILE A ADAPTABLE FOR GKN/LÖBRO	ADATTABILE A ADAPTABLE FOR SPIDAN	PAGINA PAGE
613-495	RENAULT	77 01 209 924			532, 557, 577
613-496	RENAULT	77 01 209 246			529, 544
613-497	ALFA ROMEO / FIAT / LANCIA	46308680 / 71771158	305365	25142	22, 188, 341
613-498	HYUNDAI	49509-2EA10 / 49609-2BA10			324-325, 331
613-499	FORD EUROPE	1481335			280-281, 288, 292-293, 799, 803-804, 807-808
613-500	HYUNDAI	49509-25A00			320
613-501	LADA	-			333
613-502	CITROËN LCV / FIAT LCV / PEUGEOT LCV	3293.A2 / 9464383688			161-167, 240-247, 508-513
613-503	CITROËN	3293.02	303566	21594	140-142
613-504	CITROËN / CITROËN LCV / PEUGEOT / PEUGEOT LCV	3293.03	303258	21136	118, 127, 129-131, 133, 150, 156, 473-474, 485-487, 503, 507, 516
613-505	CITROËN / CITROËN LCV	3293.35	303998	22122	123-125, 160
613-506	CITROËN / PEUGEOT	3293.02	303566	21594	129, 484, 500-503, 505
613-507	VOLKSWAGEN LCV	7H0 498 203A	303996	23982	777, 788
613-508	CITROËN	3293.34			131
613-509	CITROËN / CITROËN LCV / PEUGEOT LCV	3293.03	303258	21136	118-119, 145-146, 148-150, 155-156, 516-517
613-510	PEUGEOT	3293.35	303998	21122 / 22122	470
613-511	CITROËN / CITROËN LCV / PEUGEOT / PEUGEOT LCV	3293.31	305089	24830	119-120, 127-130, 133-134, 157, 471-474, 477-485, 503, 507, 518
613-512	RENAULT	77 01 209 248			530, 542-543
613-513	ALFA ROMEO	46308680	305365	25142	11, 21, 26
613-514	SAAB	12793854 / 93186951			446, 453-454, 602-603
613-515	VOLVO	272442	303421	20199	796-797
613-516	KIA	49594-3E000			331
613-517	AUDI	8K0 498 203A	304963	24692	86, 88
613-518	CITROËN / PEUGEOT	3293.31	305089	24830	124, 127, 464, 473
613-519	RENAULT LCV, TRUCK	77 01 472 975	305134	24875	464, 590
613-520	LAND ROVER	TDR100750	303413	20605	352-353
613-521	HYUNDAI	49509-29A00			321, 323
613-522	OPEL	4710837	304915	24644	417
613-523	OPEL / SUZUKI	44118-51K00 / 4710952	305185	24936	417, 659
613-524	VOLVO	31256018			793-795, 798
613-525	VOLVO	30711754 / 31256020			798

<b>613-526</b>	VOLVO	30783268 / 30783269 / 31256052 / 31256053			793, 797
<b>613-527</b>	CITROËN LCV / FIAT LCV / PEUGEOT LCV	1607740980 / 3293.E2 / 46308305 / 46308481 / 71771154	304599	24283	167, 247-248, 513
<b>613-530</b>	TOYOTA	04438-42081			669, 672
<b>613-531</b>	HYUNDAI	49509-17A00			323
<b>613-532</b>	CHRYSLER	-			113-114
<b>613-533</b>	HYUNDAI	49509-25A00			320
<b>613-534</b>	AUTOBIANCHI / SEAT	9000511	303198	26069	98, 615-616, 627-629
<b>613-535</b>	FIAT / LANCIA	7761570	303260	21139	184, 348
<b>613-536</b>	AUDI / VOLKSWAGEN	443 498 203A	300437	26006	37-38, 41-42, 96-97, 718
<b>613-537</b>	FIAT / FIAT LCV	7761570			206, 208
<b>613-538</b>	FIAT / LANCIA	7761570	300327	26188	184-186, 200, 203, 212-214, 224-231, 252, 337, 339, 347-348
<b>613-539</b>	VOLVO	31272781 / 31272782			793, 797
<b>613-540</b>	TOYOTA	04428-05200 / 04438-02091	304824	24551	662, 669-670
<b>613-541</b>	VOLVO	31256051			793, 797
<b>613-542</b>	CITROËN LCV / PEUGEOT LCV	1608754080			169, 508
<b>614-001</b>	VOLKSWAGEN LCV	251 598 201	300481	22451	778-780
<b>614-002</b>	FIAT / FIAT LCV / LANCIA / SEAT	46307029	300492	23525	188-194, 218-221, 224-232, 236, 249, 336-339, 345-347, 629
<b>614-003</b>	ALFA ROMEO	4315445 / 46307029 / 60811035 / 60811991 / 7771580	300492	23525	5-8, 11-12
<b>614-004</b>	AUDI / SEAT / VOLKSWAGEN / VOLKSWAGEN LCV	861 498 201	300456	26082	37, 609-611, 616-618, 679-680, 682-683, 687, 692-693, 700, 719-721, 745-747, 749, 751, 758, 760, 768-769, 773
<b>614-005</b>	AUDI / SEAT / VOLKSWAGEN / VOLKSWAGEN LCV	191 498 201D	300468	26062	26, 38-49, 51-53, 55-56, 91-93, 95, 610, 612, 618-619, 629-630, 675-676, 683-686, 688-689, 691-693, 695-696, 700-702, 719-723, 726, 729-735, 737, 749-752, 757-762, 769-770, 772
<b>614-006</b>	AUDI	443 498 201	300458	26083	26-27, 41-42, 45, 47-48
<b>614-007</b>	FORD EUROPE	195970301	300479	26104	261, 281-282, 291-292
<b>614-008</b>	DAEWOO / OPEL	26002230 / 374018 / 510719 / 7849890 / 96243579 / 96489856	300459	26085	172-175, 418-419, 441-443
<b>614-009</b>	FORD EUROPE / FORD LCV, TRUCK	1073802 / 6028751	300441	26044	262, 266-268, 289, 293-294
<b>614-010</b>	OPEL	374018	300459	26085	418-423, 432, 434, 439-443, 447

\* =OE Semiassa/ Driveshaft/ Trasmissione/ Achswelle/ Semieje  
# =OE Giunto senza KIT/ CVJ w/o KIT/ Joint sans Kit/ Gelenk Ohne Satz/ Junta sin Kit

CIFAM ref.	MARCA MAKE	ADATTABILE A OES ADAPTABLE FOR OES	ADATTABILE A ADAPTABLE FOR GKN/LÖBRO	ADATTABILE A ADAPTABLE FOR SPIDAN	PAGINA PAGE
614-011	AUDI	443 498 201A	300486	26125	28, 51-53, 63-66, 68-69, 80-81
614-012	ALFA ROMEO / AUDI / VOLKSWAGEN / VOLKSWAGEN LCV	8A0 407 283	304396	23998	13-14, 27-33, 35-37, 41-42, 48, 50-52, 54-56, 64-66, 79-82, 91-94, 96-98, 732, 738, 779-780
614-013	ALFA ROMEO	-			12
614-014	MOSKVICH	2141-2215086			390
614-015	MERCEDES BENZ, LCV, TRUCK / OPEL	000 330 14 85 / 1604252	300528	26091	371-372, 375-376, 445
614-016	ALFA ROMEO	700610			14-23
614-017	VOLVO	3103799 / 3284415	300448	26048	789
614-018	VOLKSWAGEN LCV	701 498 201	300535	26097	780-785
614-019	ALFA ROMEO / FIAT / FIAT LCV / LANCIA	4315445 / 46307029 / 60811035 / 60811991 / 7771580	304314	23678	1-5, 8-10, 13, 22-23, 25, 184-187, 189-190, 199-206, 213-217, 223-224, 251, 253, 342-343
614-020	AUDI / SEAT / SKODA / VOLKSWAGEN	1K0 498 201B	304933	24662	58, 606, 624-625, 632, 642-644, 676-677, 705-707, 710, 713, 715, 728
614-021	SEAT / VOLKSWAGEN	6N0 498 201	304932	24661	608-609, 747-748, 753
614-022	VOLKSWAGEN LCV	701 498 201	300535	26097	781-787
614-023	ALFA ROMEO	-	300956	26128	13-14
614-024	OPEL	374018			447
614-025	FORD AUSTRALIA / MAZDA	F023-22-540	302579	25501	258-259, 357
614-026	LADA	2108-2215068	300543	26059	333-335
614-027	MERCEDES BENZ / MERCEDES BENZ LCV, TRUCK	000 330 20 85	303541	21728	371-372, 375
606-217	TOYOTA / TOYOTA LCV	43405-60040*	301095 / 303139 / 303140	21009	670-671, 675
606-218	TOYOTA	43405-60030* / 43405-60050*			671
606-459	SUZUKI	44101-81A00*			658
607-001	AUTOBIANCHI / FIAT / FIAT LCV / INNOCENTI / SEAT / ZASTAVA	4087120# / 4247399# / 4308412# / 4308413# / 4308418# / 4313087# / 4328468# / 4465504# / 4475837# / 5944690# / 7076344# / SE025141514B	300865# / 300946# / 302035	21105 / 21250 / 21358	98, 181-183, 235, 248, 326, 604, 628, 809
607-002	FIAT / FIAT LCV / INNOCENTI / LANCIA / SEAT / ZASTAVA	4390952 / 4390952# / 7560070 / 7560070# / 7577041 / 7577041# / SE138141915A	300947# / 302036	21252 / 21213	182, 197, 211, 217-221, 235, 248-249, 258, 325-326, 339, 344, 628, 808-809
607-003	FIAT / LANCIA / SEAT	4393155# / 4393157# / 737319# / 7698632# / 7703689# / 82448780#	300883# / 301974	21258	217-221, 235, 339, 344-345, 629
607-004	VOLKSWAGEN	171 407 311# / 171 498 099	302113 / 301018#	22454	682-684, 719, 757-760

<b>607-005</b>	VOLKSWAGEN	171 407 311J# / 171 498 099B	301020# / 302115 / 302124	22457 / 22670	682-684, 719-720, 757, 759-761
<b>607-007</b>	OPEL / PONTIAC	374066 / 90157131	302066 / 300976# / 302065	21450 / 21452 / 24913	418-419, 423, 432, 439-443, 520
<b>607-008</b>	CHEVROLET USA / GMB / HOLDEN / OPEL	374049 / 374061 / 90125875 / 90147008	301063# / 302168	21455	112, 300-301, 418-419, 439, 441-443
<b>607-009</b>	SEAT / VOLKSWAGEN / VOLKSWAGEN LCV	191 407 311B# / 191 407 311C# / 191 407 311F# / 191 407 311J# / 191 407 311L# / 191 498 099A / 191 498 099B / 1H0 407 311D# / 1H0 498 099 / 357 407 311# / 357 498 099 / 357 498 099D	302177 / 300849# / 301070# / 301072# / 301947 / 301948 / 302175	22494 / 22600 / 23548	611-614, 618-620, 629-631, 678-679, 684-686, 689-699, 701-704, 706, 709, 722-723, 731, 733-737, 749-752, 757, 761-762, 769-771, 774-775
<b>607-010</b>	HONDA	44305-634-003* / 44305-634-013* / 44305-634-023* / 44305-634-033* / 44305-671-003* / 44305-671-023* / 44305-689-601* / 44305-692-003* / 44305-SA0-003* / 44306-634-013* / 44306-657-000* / 44306-657-023* / 44306-659-000* / 44306-659-010* / 44306-671-003* / 44306-671-033* / 44306-689-601* / 44306-692-003* / 44306-SA0-013*	302079 / 302077 / 300984# / 300986#	20303 / 20301	302, 306-307, 317, 319
<b>607-011</b>	HONDA	44305-689-010* / 44305-689-030* / 44306-689-010*	300958# / 302078	20302	302, 307
<b>607-013</b>	FIAT / LANCIA	7629457#	300886# / 301976 / 301977	21234 / 21235 / 20526	224-231, 337
<b>607-014</b>	FORD BRASIL / FORD EUROPE / FORD LCV, TRUCK / SEAT LCV	191 498 099F / 6069110 / 6099110 / 81AG3K187AA / 81AG3K187M	300879# / 302307 / 301971	21760 / 21761 / 21776	259-263, 267, 288-289, 293-294
<b>607-015</b>	CITROËN / PEUGEOT	3273.17* / 3273.18* / 3273.20* / 3273.21* / 3273.23* / 3273.24* / 3274.79* / 3274.80* / 3274.82* / 3274.83* / 3274.85* / 3274.86* / 95604719	300979# / 302070	20665 / 24914	120-123, 151-152, 154, 475, 488-495
<b>607-016</b>	FIAT / LANCIA	7656945# / 7750301# / 82486231#	300914# / 302008	21239	190-194, 226, 229, 232, 338
<b>607-018</b>	SUBARU	23221-GA242* / 23221-GA243*	302101 / 302106 / 301011#	22150 / 22162	654
<b>607-019</b>	AUTOBIANCHI / FIAT / FIAT LCV / LANCIA / SEAT / SEAT LCV	5944689# / 5959385# / 5998706#	302038 / 300948#	21255	98-99, 181-183, 209, 234-235, 248-249, 251-252, 258, 349, 604-605, 615, 628-629, 635
<b>607-020</b>	CITROËN LCV / FIAT LCV / PEUGEOT LCV	3273.60* / 3273.62* / 3273.C7* / 3273.N4* / 3274.77* / 3274.78* / 95606802* / 95606803* / 95606804* / 95646292 / 95646292# / 95646292* / 96184033 / 96184033*	301092# / 302199	21257	159-160, 238-239, 258, 515-516
<b>607-021</b>	SEAT / SEAT LCV / VOLKSWAGEN / VOLKSWAGEN LCV	171 407 311F# / 171 407 311K# / 171 498 099A / 171 498 099C / 191 407 311# / 191 407 311H# / 191 498 099 / 191 498 099F / 1H0 407 311C#	302118 / 302116 / 302123 / 301023# / 301021# / 301019# / 302125 / 302114	22456 / 22461 / 22669 / 22782 / 22795	609-613, 616-620, 629-630, 634-635, 683-689, 691-693, 695-696, 700-702, 719-723, 733-734, 749-752, 757, 760-762, 768-770, 772-775
<b>607-024</b>	FORD AUSTRALIA / MAZDA / MERCURY	F001-25-400* / F001-25-400A* / F001-25-400B* / F001-25-600A* / F001-25-600B* / F003-25-400A* / F003-25-400B* / F003-25-600A* / F003-25-600B* / F005-25-400A* / F005-25-400B* / F005-25-400C* / F005-25-600A* / F005-25-600B* / F005-25-600C* / F007-25-600A*	301016# / 302111	21370	258-259, 356-357, 376-377
<b>607-025</b>	AUDI	431 407 275# / 431 407 311A# / 431 498 099A / 431 498 099E / 803 407 275A# / 803 498 099A	301047# / 302149	20271 / 22778	26-32, 35-36, 38, 41-42, 45, 47-48

\* =OE Semiasse/ Driveshaft/ Trasmission/ Achswelle/ Semieje  
# =OE Giunto senza KIT/ CVJ w/o KIT/ Joint sans Kit/ Gelenk Ohne Satz/ Junta sin Kit

CIFAM ref.	MARCA MAKE	ADATTABILE A OES ADAPTABLE FOR OES	ADATTABILE A ADAPTABLE FOR GKN/LÖBRO	ADATTABILE A ADAPTABLE FOR SPIDAN	PAGINA PAGE
607-026	CHRYSLER USA / DODGE / EAGLE / HYUNDAI / MITSUBISHI / PLYMOUTH / PROTON	49507-21000* / 49508-21000* / MB176160* / MB176161* / MB176463* / MB176464* / MB176864* / MB176865* / MB176866* / MB176867* / MB178865* / MB297148* / MB297343* / MB297344* / MB297345* / MB297346* / MB297347* / MB297348* / MB297353* / MB297661* / MB297662* / MB297874* / MB297999* / MB525577* / MB526063* / MB526064* / MB526066* / MB526067* / MB526117* / MB526118* / MB526443* / MB526444* / MB526453* / MB526454* / MB526531* / MB526547* / MB526548* / MB526581* / MB526582* / MB526853* / MB526854* / MB526865* / MB526866* / MB526873* / MB526897* / MB526898* / MB526999* / MB620770*	302073 / 300981#	21381	114, 179, 181, 319, 321-323, 380-381, 383, 385-386, 388-389, 519-521
607-027	NISSAN	39100-M7270* / 39101-M7270* / 39112-M7225* / 39113-M7275* / 40010-M7226* / 40011-M5626*	300999# / 302097	20903	391, 395-396, 403
607-028	HOLDEN / NISSAN	39100-11M00* / 39100-11M05* / 39101-11M00* / 39101-11M05*	301000# / 302098	20904	300, 395-396, 403, 406, 409
607-029	OPEL / OPEL LCV	07837456* / 07837457* / 07839615* / 374077 / 374077* / 374078 / 374078* / 374092 / 374092*	302067	21432	419, 422, 431-432, 458-459
607-030	HOLDEN / TOYOTA	43410-10150* / 43410-12020* / 43410-12021* / 43410-12050* / 43410-12060* / 43410-12080* / 43410-12130* / 43410-16050* / 43410-16060* / 43410-16080* / 43410-16090* / 43420-10150* / 43420-12020* / 43420-12021* / 43420-12030* / 43420-12060* / 43420-12090* / 43420-16050* / 43420-16060* / 43420-16080* / 43420-16090*	301014# / 302109	22306	301, 663-668, 670-673
607-031	SAAB	8942633 / 8990574	301058# / 302159 / 302160	22109 / 22103	599-600, 604
607-032	FIAT / LANCIA	7633434# / 7656944# / 7750299#	300885# / 301979	20527 / 21217 / 21237	225-228, 230-232, 338
607-033	ROVER	BAU5467	302052	20899	598-599
607-034	VOLKSWAGEN	871 407 311# / 871 498 099 / 871 498 099A	301022# / 302117 / 302122	22452 / 22469	680, 745-747
607-035	AUDI / VOLKSWAGEN	171 407 311E# / 861 498 099	300940# / 302031	20285	37, 679-680, 745-746
607-036	FORD EUROPE / FORD LCV, TRUCK	6042051 / 77TT3K187EA	302028 / 300937#	21740	266, 293
607-037	FORD EUROPE / FORD LCV, TRUCK	6071774 / 79TT3K187AA / 79TT3K187M	300938# / 302029	21751	261-262, 266-267, 289, 293-294
607-038	ROVER	27H7567 / BAU2018 / BAU4444	302044	20921 / 20896 / 20551	590-591, 597-598
607-039	ROVER	17H8600 / CGV1053 / GCV1105	302046	20895	598
607-040	SUBARU	7232-21392* / 7232-91003*	301009# / 302104	22154	652, 654
607-041	FORD EUROPE	1078682 / 6168422 / 6485412 / 89FG3K183AA / R98FX3C242FA	300939# / 302030	23734	263, 265, 267-268, 289
607-042	FORD AUSTRALIA / MAZDA	G012-22-510*	302174 / 301069#	21371	259, 359-360
607-043	NISSAN	39210-A03G0*	303285	21160	412
607-044	HONDA	44305-SB2-750* / 44305-SB2-751* / 44305-SB2-960* / 44305-SB2-961* / 44305-SF4-J21* / 44305-SF4-J22* / 44305-SF4-J23* / 44305-SF4-J24* / 44305-SF4-J40* / 44305-SF4-J41* / 44305-SF4-J42* / 44306-SB2-750* / 44306-SB2-751* / 44306-SB2-960* / 44306-SB2-961* / 44306-SF4-J21* / 44306-SF4-J22* / 44306-SF4-J23*	300990# / 300994# / 302089 / 302090 / 302091	20319 / 20320 / 20536	306-308, 314, 316
607-045	HONDA	44305-SE0-912* / 44305-SE0-922* / 44305-SE0-923* / 44305-SE0-924* / 44305-SE0-G11* / 44305-SE0-G12* / 44305-SE0-G21* / 44305-SE0-G22* / 44305-SE0-G23* / 44305-SE0-G24* / 44305-SE0-J20* / 44305-SE0-J21* / 44305-SE0-J22* / 44305-SE0-J23* / 44306-SE0-910* / 44306-SE0-911* / 44306-SE0-920* / 44306-SE0-921* / 44306-SE0-923* / 44306-SE0-G10* / 44306-SE0-G12* / 44306-SE0-G20* / 44306-SE0-G21* / 44306-SE0-G23* / 44306-SE0-J20* / 44306-SE0-J21* / 44306-SE0-J22* / 44306-SE0-J23*	300998# / 302094	21388	302-303, 306-309, 314
607-046	SUBARU	23221-GA232* / 23221-GA233*	301012# / 302107	22166	652, 654-655

<b>607-047</b>	HYUNDAI / MITSUBISHI / PROTON	MB297343* / MB297344* / MB297346* / MB297347* / MB297348* / MB397343* / MB397345* / MB526063* / MB526064* / MB526066* / MB526067* / MB526581* / MB526582* / MB526583* / MB526853* / MB526854* / MB620166* / MB620170*	300980#	21380	323, 380-381, 385-387, 521
<b>607-048</b>	CHRYSLER USA / DODGE / EAGLE / HYUNDAI / MITSUBISHI / PLYMOUTH	MB297372* / MB297373* / MB297492* / MB526350* / MB526353* / MB526377* / MB526453* / MB526454* / MB526464* / MB526533* / MB526666* / MB526829*	300983# / 302075 / 302987# / 302989	20353 / 24210	114, 179-181, 322, 324-325, 380-381, 383-386, 389-390, 519
<b>607-049</b>	AUDI / VOLKSWAGEN	171 407 311D# / 321 498 099 / 823 407 313# / ZBA 407 311#	300970# / 302059	20257	38-40, 95, 679, 681-682, 729-730, 771-772
<b>607-050</b>	AUDI / VOLKSWAGEN	171 407 311P# / 321 498 099C / 811 407 311# / 811 498 099 / 893 407 311# / 893 498 099	301049# / 301939 / 302151 / 300845#	22458 / 22546	37, 41-43, 45, 47-48, 53-56, 92, 731-733, 757-758
<b>607-051</b>	OPEL	374176 / 90334948	301065# / 302169	21427	420, 423-424, 430-431, 441, 443, 449-450
<b>607-052</b>	OPEL	374015 / 374126 / 90235271	301064# / 302170	21497	430-431, 441, 443, 449-450
<b>607-053</b>	HONDA	44010-S07-000* / 44010-SR3-J03* / 44010-SR3-J05* / 44010-SR3-J53* / 44010-SR7-030* / 44010-ST7-N00* / 44011-S07-000* / 44011-SR3-J03* / 44011-SR3-J04* / 44011-SR3-J53* / 44011-SR7-030* / 44011-ST7-N00* / 44305-SF1-910* / 44305-SF1-911* / 44305-SF1-912* / 44305-SF1-913* / 44305-SF1-914* / 44305-SF1-G10* / 44305-SF1-G11* / 44305-SF1-G12* / 44305-SF1-G13* / 44305-SK7-J21* / 44305-SK7-J22* / 44305-SK7-J23* / 44306-SF1-305* / 44306-SF1-910* / 44306-SF1-911* / 44306-SF1-912* / 44306-SF1-913* / 44306-SF1-914* / 44306-SF1-G12* / 44306-SF1-G13* / 44306-SF1-G14* / 44306-SK7-J21* / 44306-SK7-J22* / 44306-SK7-J23*	301942 / 303972 / 301941 / 300847#	22354 / 22365 / 22953	303, 309-310, 315-316, 318
<b>607-053A</b>	HONDA	44305-SF1-970* / 44305-SF1-971* / 44305-SF1-972* / 44305-SF1-973* / 44305-SH7-J83* / 44305-SK7-J73* / 44305-SK7-J74* / 44305-SK7-J81* / 44305-SK7-J82* / 44306-SF1-970* / 44306-SF1-971* / 44306-SF1-972* / 44306-SF1-973* / 44306-SF1-974* / 44306-SK7-J73* / 44306-SK7-J74* / 44306-SK7-J81* / 44306-SK7-J82* / 44306-SK7-J83*	301943 / 300842#	22349	303, 309-310, 315-316, 318
<b>607-054</b>	HONDA	44011-SH3-G12* / 44305-SE0-000* / 44305-SE0-010* / 44305-SE0-020* / 44305-SE0-G01* / 44305-SE0-G02* / 44305-SE0-J00* / 44305-SE0-J01* / 44305-SH3-960* / 44305-SH3-961* / 44305-SH3-970* / 44305-SH3-971* / 44305-SH3-980* / 44305-SH3-981* / 44305-SH3-A00* / 44305-SH3-A01* / 44305-SH3-G00* / 44305-SH3-G01* / 44305-SH3-G10* / 44305-SH3-G11* / 44306-SE0-000* / 44306-SE0-010* / 44306-SE0-020* / 44306-SE0-980* / 44306-SE0-981* / 44306-SE0-982* / 44306-SE0-G01* / 44306-SE0-G02* / 44306-SH3-960* / 44306-SH3-961* / 44306-SH3-970* / 44306-SH3-971* / 44306-SH3-980* / 44306-SH3-981* / 44306-SH3-A00* / 44306-SH3-A01* / 44306-SH3-G00* / 44306-SH3-G01* / 44306-SH3-G10* / 44306-SH3-G11*	300996# / 302096 / 302458	22348 / 22360	302, 306-309, 314
<b>607-055</b>	AUTOBIANCHI / SEAT	06X039534340 / 4127460 / 4127460# / SE022141915		21106	98, 615-616, 627-629
<b>607-056</b>	OPEL	374175 / 90334947	300978# / 302069	21428	419-423, 440-443, 448
<b>607-057</b>	OPEL	374147 / 90304775	302068 / 300977#	21496	448
<b>607-058</b>	MAZDA	G002-25-500* / G002-25-500A* / G002-25-500B* / G002-25-600* / G002-25-600A* / G002-25-600B* / G006-25-500* / G006-25-600* / G012-25-500* / G012-25-500A* / G012-25-500B* / G012-25-600* / G012-25-600C* / G022-25-500* / G022-25-500A* / G022-25-500B* / G022-25-600* / G022-25-600A* / G022-25-600C*	302174 / 301069#	21371	359-360
<b>607-059</b>	FORD USA / MAZDA	G013-25-500* / G013-25-600* / G033-25-500* / G033-25-500B* / G033-25-600* / G033-25-600D* / G043-25-500* / G043-25-500B* / G043-25-600* / G043-25-600D*	300930# / 302023 / 303964	22945 / 24007	297-299, 360-362, 364
<b>607-060</b>	NISSAN	39100-50A00* / 39100-50A10* / 39100-77A00* / 39101-50A00* / 39101-50A10* / 39101-77A00*	301003# / 301004# / 302100	21315	395, 403-404, 406
<b>607-061</b>	ROVER	BAU4414 / BAU5645	302043	20897	598-599
<b>607-062</b>	SAAB	9102880	301060# / 302164	21907	599-600

\* =OE Semiassa/ Driveshaft/ Trasmissione/ Achswelle/ Semieje  
# =OE Giunto senza KIT/ CVJ w/o KIT/ Joint sans Kit/ Gelenk Ohne Satz/ Junta sin Kit



CIFAM ref.	MARCA MAKE	ADATTABILE A OES ADAPTABLE FOR OES	ADATTABILE A ADAPTABLE FOR GKN/LÖBRO	ADATTABILE A ADAPTABLE FOR SPIDAN	PAGINA PAGE
607-063	CITROËN / CITROËN LCV / PEUGEOT / PEUGEOT LCV	3272.00* / 3272.20* / 3273.55* / 3273.64* / 3273.65* / 3273.66* / 3273.67* / 3273.69* / 3273.89* / 95598210			138, 157-159, 467-469, 507
607-064	DODGE / HYUNDAI / MITSUBISHI	MB297438* / MB297678* / MB297696* / MB297699* / MB526473* / MB526831*	300921# / 302983	20637 / 24211	179-181, 322, 324-325, 383, 387, 389-390
607-065	FIAT / FIAT LCV / INNOCENTI	7656786#			197, 217, 235, 249, 251, 325-326
607-066	AUDI	893 498 099E / 895 407 311#	301027# / 302128	22543	43-44, 46-47, 54
607-067	FIAT / FIAT LCV	7647245 / 7647245# / 7720510 / 7720510#	300866# / 301966	21230 / 21229	188-189, 222, 236, 256
607-068	HOLDEN / PONTIAC / SUZUKI	44101-60DD0* / 44101-60DD1* / 44101-82015* / 44102-60DD0* / 44102-60DD1* / 44115-82611*	302027 / 300936#	21080	301, 520, 656-657, 660-661
607-069	MAZDA	G001-25-500* / G001-25-500A* / G001-25-500B* / G001-25-500D* / G001-25-600* / G001-25-600A* / G001-25-600B* / G001-25-600E* / G005-25-500* / G005-25-600* / G011-25-500* / G011-25-600* / G021-25-500* / G021-25-500A* / G021-25-600* / G021-25-600A* / G021-25-600C*	302112 / 301017#	23506	359
607-070	TOYOTA	43410-12040* / 43410-12070* / 43410-12090* / 43410-12100* / 43410-12100* / 43410-12140* / 43410-12141* / 43410-12150* / 43410-12170* / 43410-12171* / 43410-12210* / 43410-12350* / 43410-20010* / 43410-20020* / 43410-20031* / 43410-20040* / 43410-20100* / 43410-20220* / 43410-20341* / 43410-32010* / 43410-32011* / 43410-32020* / 43410-32021* / 43410-32022* / 43410-32030* / 43410-32031* / 43410-32040* / 43410-32041* / 43410-32060* / 43410-42021* / 43420-12040* / 43420-12070* / 43420-12100* / 43420-12101* / 43420-12110* / 43420-12140* / 43420-12141* / 43420-20010* / 43420-20020* / 43420-20060* / 43420-20070* / 43420-20120* / 43420-20170* / 43420-20291* / 43420-20301* / 43420-20340* / 43420-32010* / 43420-32011* / 43420-32030* / 43420-32040* / 43420-42021* / 43420-51Y10* / 43460-19286* / 43460-19306* / 43470-19236* / 43470-39086*	301013# / 301015# / 302108 / 302110	22305 / 22307	662-668, 670-672
607-071	HONDA	44305-SA5-020* / 44305-SA5-620* / 44305-SA5-640* / 44305-SA5-641* / 44305-SB0-621* / 44305-SB0-622* / 44305-SB0-623* / 44305-SB0-624* / 44306-SA5-020* / 44306-SA5-620* / 44306-SA5-640* / 44306-SA5-641* / 44306-SA5-950* / 44306-SA5-951* / 44306-SB0-621* / 44306-SB0-622* / 44306-SB0-624* / 44306-SB0-670* / 44306-SB0-671*	302084 / 300991# / 302083	20307 / 20308	302, 317-318
607-072	HONDA	44305-SA7-000* / 44306-SA7-000*	300997#		306
607-073	HONDA	-	302171 / 301066#	22356	303-304, 317
607-074	HONDA	-	302171		303-304, 317
607-074A	HONDA	44014-SD4-950	302172		303-304, 317
607-075	GEO / HOLDEN / ISUZU	8-94108634-3 / 8-94108635-3 / 8-94364332-0 / 8-94467664-0 / 8-94467667-0	302753# / 302779	23201	299, 301, 327-328
607-076	GEO / HOLDEN / ISUZU	8-94158131-2 / 8-94158-30-2 / 8-94405227-2 / 8-94405228-2 / 8-94467669-0 / 8-94467670-0 / 8-94467671-0 / 8-94467672-0	302752# / 302778	23200	299, 301, 327-328
607-077	SUBARU	23221-GA372* / 23221-GA373* / 23221-GA592* / 23221-GA593* / 23291-GA191*	301068# / 302173	22164	652, 654-656
607-078	CHEVROLET USA / GEO / TOYOTA	7849841	302758# / 304286	23614	112-113, 299, 666-667
607-079	HONDA	44305-688-000* / 44305-688-020* / 44305-SA5-000* / 44305-SA5-010* / 44306-688-000* / 44306-689-020* / 44306-SA5-000* / 44306-SA5-010*	300988# / 302081 / 302093	20305 / 21387	302
607-080	CHEVROLET USA / GEO / HOLDEN / MARUTI / SUZUKI	44101-78010* / 44101-78011* / 44101-78012* / 44101-82020* / 44101-82021* / 44101-82313* / 44101-82611* / 44101-86041* / 44102-78010* / 44102-78011* / 44102-78012* / 44102-82020* / 44102-82021* / 44102-82313* / 44102-82611* / 44102-86041* / 44115-78010#	300936# / 302027	21080	113, 299, 301, 354, 657-659
607-081	LADA	2108-2215010 / 2108-2215011 / 2108-2215012 / 2110-2215012	300952# / 302040	20817	331-335

<b>607-082</b>	RENAULT	77 01 349 025* / 77 01 349 026* / 77 01 349 028* / 77 01 349 034* / 77 01 349 689* / 77 01 349 839* / 77 01 351 124* / 77 01 351 264* / 77 01 352 020* / 77 01 352 025* / 77 01 394 697* / 77 01 498 918* / 77 01 498 919* / 77 01 498 921*	303561	20357	528-530, 561, 564, 569-571
<b>607-083</b>	ALFA ROMEO	547679* / 547682* / 548135* / 60504718* / 60506536# / 795283*	300911 / 302004	20026	14-16, 19, 21
<b>607-084</b>	SUBARU	28021-AA021* / 28021-AA022* / 28021-AA031* / 28021-AA032* / 28021-AA033* / 28021-AA130* / 28021-AA131* / 28021-AA132* / 28021-AA511* / 28021-AA551* / 28021-AC130* / 28091-AA012*	300848# / 301946 / 303870	22175 / 23975	652-655
<b>607-085</b>	NISSAN	30205-13A25* / 39100-01A00* / 39100-01A01* / 39100-02A00* / 39100-03A01* / 39101-01A00* / 39101-01A01* / 39101-02A00* / 39101-03A00* / 39202-13A25*	301001# / 302099	21308	395, 403, 406, 409
<b>607-086</b>	HONDA	44305-SB2-000* / 44305-SB2-010* / 44305-SF4-010* / 44305-SF4-020* / 44305-SF4-900* / 44305-SF4-901* / 44305-SH3-000* / 44305-SH3-010* / 44305-SH3-A21* / 44306-SB2-000* / 44306-SB2-010* / 44306-SF4-010* / 44306-SF4-020* / 44306-SH3-000* / 44306-SH3-010* / 44306-SH3-A21*	300989# / 302095 / 302082	20306 / 21385	306-308, 314
<b>607-087</b>	NISSAN	39211-50A00#	301004# / 302100	21315	409-410
<b>607-088</b>	NISSAN	39100-55A00* / 39101-55A00* / 39211-55A00#	300924# / 302017	20900	404, 406, 409-410
<b>607-089</b>	ROVER	BAU4851	300954# / 302042	20898	591
<b>607-090</b>	ROVER	BAU5439 / BAU5440	301032# / 302132	20914	597
<b>607-091</b>	AUDI	893 407 311D# / 893 498 099B / 893 498 099F / 893 498 099H	301951 / 300850#	22551	44-46, 48-50, 52, 54-56, 91, 93-94
<b>607-092</b>	FORD EUROPE / FORD LCV, TRUCK	6079195 / 79TT3K187BA	300965# / 302054	21753	266-267, 294
<b>607-093</b>	ALFA ROMEO / FIAT / LANCIA	60605055# / 7652958# / 7656949# / 7750300# / 82486230#	302009 / 300913# / 301054# / 302001 / 302002	23830 / 23838 / 21238	5-7, 11, 189-194, 225-232, 338
<b>607-094</b>	FIAT / LANCIA	82413699# / 82443532#	302011 / 300917#	21242 / 21325	190-194, 345-346
<b>607-095</b>	FIAT / LANCIA	82449123# / 82480859#	300915# / 302009	21227	190-194, 224-232, 339, 345-346
<b>607-096</b>	AUDI / VOLKSWAGEN	171 407 311L# / 191 598 099 / 321 407 311L# / 321 407 311M# / 321 498 099A / 321 498 099B / 321 498 099E / 321 498 099F / 811 498 099F	300971# / 302060	20260 / 22773	39-44, 46, 53, 91-93, 679, 681-682, 691, 722-723, 730-733, 757-758, 772
<b>607-097</b>	DAIHATSU	43400-87728* / 43410-87000* / 43410-87710* / 43410-87711* / 43410-87714* / 43410-87715* / 43410-87726* / 43410-87727* / 43410-87728* / 43410-87729* / 43410-87731* / 43410-87732* / 43410-87733* / 43410-87735* / 43420-87000* / 43420-87710* / 43420-87711* / 43420-87726* / 43420-87727* / 43420-87731* / 43420-87735*	300867# / 301967	24806	177
<b>607-098</b>	NISSAN	39100-01E02* / 39100-02E02* / 39101-01E02* / 39101-02E02*	302018 / 300925#	24409	392-394, 396, 399, 409
<b>607-099</b>	HONDA	44305-692-671* / 44306-692-671*	302080	20304	302, 317
<b>607-100</b>	NISSAN	39100-11A00* / 39100-11A10* / 39100-11A20* / 39100-12A00* / 39100-12A10* / 39100-12A20* / 39100-13A00* / 39100-13A01* / 39100-13A10* / 39100-13A20* / 39100-15A05* / 39100-16R05* / 39101-10A01* / 39101-11A00* / 39101-11A10* / 39101-11A20* / 39101-12A00* / 39101-12A10* / 39101-12A20* / 39101-13A00* / 39101-13A01* / 39101-13A10* / 39101-13A20* / 39101-16R05* / 39205-11A25* / 39301-10A01* / 39301-11A00* / 39301-12A00* / 39301-13A00* / 39301-13A01*	302098 / 301000#	20904	395, 399, 403, 406, 408-409, 412
<b>607-101</b>	HONDA	44305-SB2-982* / 44305-SD2-010* / 44305-SD2-020* / 44305-SD2-040* / 44305-SD2-961* / 44305-SD2-962* / 44305-SD2-963* / 44305-SD2-964* / 44305-SD2-965* / 44305-SE7-050* / 44305-SE7-752* / 44305-SF0-971* / 44305-SF0-972* / 44305-SH3-G21* / 44305-SH3-G23* / 44305-SH3-G25* / 44305-SH3-J00* / 44305-SH3-J01* / 44305-SK7-010* / 44305-SK7-040* / 44306-SB2-982* / 44306-SD2-010* / 44306-SD2-020* / 44306-SD2-030* / 44306-SD2-900* / 44306-SD2-901* / 44306-SD2-903* / 44306-SD2-961* / 44306-SD2-962* / 44306-SD2-963* / 44306-SD2-964* / 44306-SD2-965* / 44306-SE7-782* / 44306-SF0-970* / 44306-SF0-971* / 44306-SF0-973* / 44306-SH3-G22* / 44306-SH3-G24* / 44306-SH3-G26* / 44306-SH3-J00* / 44306-SH3-J01* / 44306-SH3-J10* / 44306-SH3-J11* / 44306-SH9-J00* / 44306-SH9-J01* / 44306-SK7-010* / 44306-SK7-040*	302088 / 300993# / 302085 / 302086 / 302087	20312 / 20311	303, 306, 308-309, 313-314, 316, 318

\* =OE Semiassa/ Driveshaft/ Trasmissione/ Achswelle/ Semieje  
# =OE Giunto senza KIT/ CVJ w/o KIT/ Joint sans Kit/ Gelenk Ohne Satz/ Junta sin Kit

CIFAM ref.	MARCA MAKE	ADATTABILE A OES ADAPTABLE FOR OES	ADATTABILE A ADAPTABLE FOR GKN/LÖBRO	ADATTABILE A ADAPTABLE FOR SPIDAN	PAGINA PAGE
607-102	RENAULT / RENAULT LCV, TRUCK	77 01 348 089* / 77 01 348 109* / 77 01 349 769* / 77 01 351 172* / 77 01 351 607* / 77 01 498 775* / 77 01 498 955*			564, 571, 586-588
607-103	ALFA ROMEO / FIAT / LANCIA	5929237# / 5929240# / 82301373# / 82333811# / 82362521# / 82362524# / 8236523# / 82428432# / 82439756# / 82440166#	302141 / 301997 / 301041# / 300906#	21290 / 21307 / 23519	11-12, 190-194, 221, 336-337, 345-347
607-104	HYUNDAI / MITSUBISHI	MB176872* / MB297376* / MB297377* / MB297385* / MB297815* / MB297818* / MB526455* / MB526456* / MB526464* / MB526829*	300982# / 302074 / 302589# / 302632 / 303852	21382 / 23957 / 24224	322, 324-325, 382-390
607-105	FIAT / FIAT LCV / LANCIA	7659169 / 7659169# / 92601903 / 92601903#	301980 / 300888#	21329	184-186, 200, 203, 212-214, 252, 337, 339, 347-348
607-106	FIAT / FIAT LCV / LANCIA	46307080 / 46307080# / 7631082 / 7631082# / 7659161 / 7659161#	301978 / 301975 / 300884# / 300887#	21224 / 21231 / 21236	184-186, 200, 203, 212-214, 224-231, 252, 337, 339, 347-348
607-108	RENAULT	-			565-570
607-109	ALFA ROMEO / FIAT / FIAT LCV / LANCIA	60810018# / 7646401 / 7646401# / 7698900 / 7698900#	300918# / 302007	21232	1-2, 5-7, 184, 186-187, 213-215, 232, 253, 337-338, 340, 345-346
607-110	ALFA ROMEO / FIAT / FIAT LCV / LANCIA	60811033# / 7646402 / 7646402# / 7688157 / 7688157#	300919# / 302006	21233	1-2, 5, 23, 25, 184, 186, 213-215, 225, 228, 230-232, 253, 337-340
607-111	AUDI	893 407 305# / 893 498 099A	300846# / 301940	22547	44-48, 55
607-112	AUDI	893 407 305N# / 893 498 099M / 895 407 305B# / 895 498 099A / 895 498 099H / 8A0 498 099	300853# / 301950	22550	44-52, 54-57, 91, 93-94
607-113	HONDA	44305-SA5-623* / 44305-SA5-970* / 44305-SA5-971* / 44305-SB0-010* / 44305-SB0-020* / 44305-SB0-030* / 44305-SB0-970* / 44305-SB0-971* / 44305-SE7-750* / 44305-SF0-621* / 44306-SA5-622* / 44306-SA5-623* / 44306-SA5-660* / 44306-SA5-661* / 44306-SA5-970* / 44306-SA5-971* / 44306-SB0-010* / 44306-SB0-020* / 44306-SB0-030* / 44306-SB0-040* / 44306-SB0-650* / 44306-SB0-651* / 44306-SB0-970* / 44306-SB0-971* / 44306-SE7-780* / 44306-SF0-621* / 44306-SF0-671*	300992# / 302085 / 302086	20309 / 20310	302, 315-316, 318
607-114	GEO / MARUTI / SUZUKI	44101-60B12* / 44101-60B20* / 44101-60B30* / 44101-62B11* / 44101-62B12* / 44101-62B22* / 44101-63B10* / 44101-63B20* / 44102-60B12* / 44102-60B20* / 44102-60B30* / 44102-62B11* / 44102-62B12* / 44102-62B22* / 44102-63B10* / 44102-63B20* / 44102-63B21* / 44116-60B20* / 44116-60B30*	302585# / 302628	21087	299, 354, 657, 659-660
607-115	DAEWOO	44105-78B00-000	302984 / 302985#	20351	176
607-116	OPEL / OPEL LCV	26032411 / 374218	303888 / 302454	21429 / 21822	433-435, 447, 457, 459
607-117	MARUTI / SUZUKI	44101-84012* / 44101-84150* / 44101-84330* / 44101-84331* / 44102-84012* / 44102-84150* / 44102-84330* / 44102-84331*	301965	21081	354, 656-657
607-118	OPEL	374213 / 374263 / 90345303 / 90498406	302815# / 302861	20181	419-423, 434, 447-448, 450-451
607-119	AUDI	443 407 311# / 443 498 099D	301074# / 302181	22560	28, 30-33
607-120	CITROËN LCV / FIAT LCV / PEUGEOT LCV	1495541080* / 9566722180# / 9566722180*	303098 / 303099 / 303096#	20987 / 20986	161-167, 240-247, 508-513
607-121	AUDI	443 407 305B# / 443 498 099B / 443 498 099C / 4A0 407 305E#	301075# / 302182 / 302183	22581 / 22566	28-37, 51-53, 80-81

<b>607-122</b>	AUDI	893 498 099G / 895 407 305# / 895 498 099B	301026# / 302129	22544	43-49, 51-52, 55-57
<b>607-123</b>	VOLKSWAGEN LCV	701 407 321B# / 701 498 099	300861# / 301963	20595	780-785
<b>607-124</b>	VOLKSWAGEN LCV	701 407 321C# / 701 498 099A	300862# / 301964	20596	780-785
<b>607-125</b>	FORD EUROPE	6483685 / 92AG3K183BA / 92AG3K187BA	301973 / 300881#	23736	263-266, 269-270, 289-290
<b>607-126</b>	ALFA ROMEO	547680* / 795284*	300967# / 302055	20025	14-15, 20
<b>607-127</b>	AUDI	431 498 099D / 431 498 099F / 437 407 305# / 437 407 311A# / 443 407 305#	301052# / 302150	20276	27-32, 35-36, 41-42, 45, 47-48
<b>607-128</b>	AUDI / VOLKSWAGEN	855 407 311# / 855 498 099 / 855 498 099A / 855 498 099B	302152 / 301048#	20294	54, 92-93, 732
<b>607-129</b>	NISSAN	39100-01B01* / 39100-01B02* / 39100-01B05* / 39100-01B11* / 39100-01B15* / 39100-01B60* / 39101-01B00* / 39101-01B05* / 39101-01B15* / 39204-01B28*	302034 / 300945#	24433	397
<b>607-130</b>	DODGE / MITSUBISHI	MB620178*			179, 387-388
<b>607-131</b>	HONDA	44010-SL5-N01* / 44010-SS0-010* / 44010-SS0-030* / 44010-SS0-960* / 44010-SVA-000* / 44011-SL5-N01* / 44011-SS0-010* / 44011-SS0-030* / 44011-SS0-940* / 44011-SS0-N01* / 44011-SS0-N02* / 44011-SS0-N10* / 44011-SV4-N00* / 44305-SF1-915* / 44305-SM4-000* / 44305-SM4-010* / 44305-SM4-020* / 44305-SM4-040* / 44305-SM4-980* / 44305-SM4-981* / 44305-SM4-983* / 44305-SM4-984* / 44306-SF1-916* / 44306-SM4-010* / 44306-SM4-020* / 44306-SM4-040* / 44306-SM4-980* / 44306-SM4-981* / 44306-SM4-983* / 44306-SM4-984*	300923# / 302013	22355	303-305, 315, 318-319
<b>607-131A</b>	HONDA	44010-SL5-N82* / 44010-SS0-930* / 44010-SS0-981* / 44010-SS0-983* / 44010-SS0-J82* / 44010-SS0-J84* / 44010-SV1-000* / 44010-SV1-950* / 44010-SV4-950* / 44010-SV4-951* / 44010-SV4-N60* / 44011-SL5-N80* / 44011-SS0-930* / 44011-SS0-980* / 44011-SS0-982* / 44011-SS0-J82* / 44011-SS0-J84* / 44011-SS0-N60* / 44011-SS0-N91* / 44011-SV1-N00* / 44011-SV1-N50* / 44011-SV4-J00* / 44011-SV4-J50* / 44011-SV4-N01* / 44011-SV4-N50* / 44305-SF1-975* / 44305-SM1-980* / 44305-SM1-981* / 44305-SM4-950* / 44305-SM4-952* / 44305-SM4-953* / 44305-SM4-954* / 44305-SM4-J80* / 44305-SM4-J81* / 44305-SM4-J83* / 44305-SM4-J84* / 44306-SF1-976* / 44306-SF1-J71* / 44306-SM1-980* / 44306-SM1-981* / 44306-SM4-950* / 44306-SM4-952* / 44306-SM4-953* / 44306-SM4-954* / 44306-SM4-J80* / 44306-SM4-J81* / 44306-SM4-J83* / 44306-SM4-J84*	300901# / 302014	22352	303-305, 315, 318-319
<b>607-132</b>	CITROËN LCV / FIAT LCV / PEUGEOT LCV	9566722380*	302995 / 302997	20633 / 20634	161-166, 240-246, 508-512
<b>607-133</b>	VOLVO	8111303* / 8601100* / 8601101*	301028# / 302148 / 302243	20934 / 20935 / 20931	791-792, 794, 800-802, 804-806
<b>607-134</b>	TOYOTA	43410-20060* / 43410-20070* / 43420-20040* / 43420-20050*	302767# / 302791	22313	664-665, 670
<b>607-135</b>	MAZDA	G013-25-500* / G013-25-600* / G023-25-500* / G023-25-600*	300897# / 301993	21368	360, 362, 364
<b>607-136</b>	HOLDEN / NISSAN	39100-60A10* / 39100-65A00* / 39100-65A10* / 39101-60A10* / 39101-65A00* / 39101-65A10*	300904# / 302021	24436	300-301, 403-404, 406, 409-410
<b>607-137</b>	MAZDA	F013-25-400* / F013-25-600* / F023-25-400* / F023-25-600* / G072-25-500* / G072-25-600*	302593# / 302634 / 302635 / 302592#	24040	357-358, 360-361, 364
<b>607-138</b>	MAZDA	-	300896# / 301994	21649	357, 363-364
<b>607-139</b>	PEUGEOT	3272.E0* / 3272.E2* / 3273.L2* / 3273.L4*	303431	21094	496-498
<b>607-140</b>	AUDI	4A0 407 305A# / 4A0 407 305F# / 4A0 407 311C# / 4A0 498 099B / 4A0 498 099C / 4A0 498 099J	300855# / 301953 / 301954	22528 / 22541	33-34, 79-81
<b>607-141</b>	FORD AUSTRALIA / MAZDA	F024-22-510* / F024-22-510A* / F024-22-610* / F024-22-610A* / F024-25-400* / F024-25-600* / F069-22-610C* / FA09-22-510A*	301994 / 303326	21175	258-259, 357-358, 364
<b>607-142</b>	CITROËN / PEUGEOT	3272.F5* / 3273.78* / 3273.N2*	303407	21077	141-142, 491, 496-498
<b>607-143</b>	SAAB	9103672	301059# / 302163	21160 / 21908	599-600
<b>607-144</b>	SAAB	4000659	301062# / 302167	21909	599-600
<b>607-145</b>	KIA / MAZDA	105015* / G024-25-500* / G024-25-600*	303281	21157	330, 360, 364-365

\* =OE Semiassa/ Driveshaft/ Trasmission/ Achswelle/ Semieje  
# =OE Giunto senza KIT/ CVJ w/o KIT/ Joint sans Kit/ Gelenk Ohne Satz/ Junta sin Kit

CIFAM ref.	MARCA MAKE	ADATTABILE A OES ADAPTABLE FOR OES	ADATTABILE A ADAPTABLE FOR GKN/LÖBRO	ADATTABILE A ADAPTABLE FOR SPIDAN	PAGINA PAGE
607-146	MAZDA	F037-25-500A*	302786 / 301996	24008 / 24045	358, 362, 364-365
607-147	EAGLE / MITSUBISHI / PLYMOUTH	MB297991* / MB297992* / MB526972* / MB526973*	301984 / 300876#	24215	181, 384, 388-389, 519
607-148	CHRYSLER USA / DODGE / EAGLE / MITSUBISHI / PLYMOUTH	MB297871* / MB297872* / MB526908* / MB526909*	303390# / 303391	20924	115, 179, 181, 383-384, 388, 519
607-149	SUZUKI	44101-64B10* / 44101-64B11* / 44101-64B20* / 44102-64B10* / 44102-64B11* / 44102-64B20* / 44116-64B10*	302586# / 302629	21088	659-660
607-150	AUDI / VOLKSWAGEN	183 498 099A / 431 407 311C# / 431 498 099B	301089# / 302193	20279	37-38, 41-42, 96-97, 718
607-150A	AUDI	443 498 099	302196	22584	31, 35-36
607-151	SUBARU	28021-AA051* / 28021-AA052* / 28021-AA053* / 28021-AA150* / 28021-AA151* / 28021-AA152*	300929# / 302022	22179	653
607-152	ALFA ROMEO / LANCIA	82489521#	301088# / 302190 / 302369# / 302457	21336 / 23831	12, 341-342
607-153	ALFA ROMEO / FIAT / FIAT LCV	60541802 / 60541802# / 60809609#	300931# / 302025	23839	7-8, 23-25, 189-190, 202, 205, 251
607-154	FIAT / LANCIA	82466865#			191-192, 194, 346-347
607-155	FIAT / LANCIA	82466864#	302010 / 300920#	21240	191-192, 194, 346-347
607-156	FORD EUROPE / FORD LCV, TRUCK	6485414 / 89FG3K187CA	301972 / 300880#	23735	263, 268-270, 289, 294-295
607-157	MAZDA	B004-25-400A* / B004-25-600A* / F006-25-400* / F006-25-400A* / F006-25-400B* / F006-25-400C* / F006-25-600* / F006-25-600A* / F006-25-600B* / F006-25-600C*	300898# / 301995	23077	355-357
607-158	SKODA / VOLKSWAGEN LCV	115 420 170 / 115 420 214* / 115 420 217* / 6U0 407 311# / 6U0 498 099 / 6U0 498 099A	303001 / 300953# / 302041 / 302317 / 302318	20639 / 23152 / 23154 / 23155	639-642, 774-775
607-159	DAIHATSU	43410-87103* / 43410-87104* / 43410-87113* / 43410-87114* / 43420-87103* / 43420-87104* / 43420-87113* / 43420-87114*	300894# / 301990	24805	176
607-160	DAIHATSU	43410-87703* / 43410-87706* / 43420-87703* / 43420-87706* / 43470-87780*	300935# / 302026	24804	177
607-161	DODGE / EAGLE / MITSUBISHI	MB525577* / MB526558* / MB526613* / MB526614* / MB526859* / MB526867* / MB526868* / MB526869*	300889# / 301982 / 303854	24392 / 24212 / 23959	179, 181, 382, 384, 387
607-162	MITSUBISHI	-	300921# / 302983	24211 / 20637	384
607-163	NISSAN	39100-0M000* / 39100-0M005* / 39100-50Y00* / 39100-51Y00* / 39100-52Y00* / 39100-53Y00* / 39101-0M005* / 39101-50Y00* / 39101-50Y01* / 39101-51Y00* / 39101-52Y00* / 39101-53Y00* / 39211-50Y00#	300893# / 301989	24432	391, 399, 404-408, 410-411
607-164	NISSAN	39100-72J20* / 39100-73J00* / 39101-73J00* / 39211-73J25#	300891# / 301987	24428	400
607-165	NISSAN	39100-72J10* / 39100-73J20* / 39101-73J20* / 39211-72J25#	300892# / 301988	24429	400
607-166	SAAB	4103255	301094# / 302200	23658	601
607-167	SAAB	4000642	302166 / 301061#	23656	601
607-168	SAAB	8952905	301056# / 302165	23657	601
607-169	SAAB	4103263	301093# / 302201	23659	601
607-170	SAAB	4002911 / 8963571	301057# / 302162	21906	601
607-171	FORD BRASIL / KIA / MAZDA	B002-25-400B* / B002-25-500* / B002-25-500B* / B002-25-600* / B002-25-600B* / B003-25-400* / B003-25-400C* / B003-25-400D* / B003-25-600* / B003-25-600C* / B003-25-600D* / KK333-25-400* / KK333-25-600*	300869# / 302982	24006 / 20636	260, 329-330, 354-355

607-172	NISSAN	39100-71J00* / 39101-70J00* / 39211-71J25# / 39211-71J27#	302015 / 300927#	24430	393-394, 400-401
607-173	NISSAN	39100-71J10* / 39101-70J10* / 39211-71J26#	302016 / 300928#	24431	393-394, 400-401
607-174	AUDI	441 407 305B# / 4A0 407 305G# / 4A0 407 311B# / 4A0 498 099 / 4A0 498 099D	300857# / 300859# / 301957 / 301959	22591	33-35, 80-82
607-175	CITROËN / CITROËN LCV / PEUGEOT	3272.E5* / 3273.E6* / 95656495 / 95656595	303434	21097	145-148, 151-155, 159, 476-479, 481-482, 489-495
607-176	CITROËN / PEUGEOT	3272.C7* / 96141637*	303405	21076	138-142, 476-482
607-177	CITROËN / PEUGEOT	3272.02* / 3272.09* / 3272.10* / 3272.11* / 3272.12* / 3273.71* / 3273.79* / 3273.81* / 95615878	303474 / 303403	21075 / 21288	121-123, 138-140, 145-148, 152-153, 155, 467, 469, 478-480, 482, 488, 490-491, 493-495
607-178	MITSUBISHI	-			389
607-179	CITROËN / PEUGEOT	3273.K1* / 95653010	303536	21581	143-144, 504
607-180	CITROËN / PEUGEOT	3272.35* / 3272.N0* / 3273.A6* / 3273.T6* / 95653009			143-145, 504-505
607-181	AUDI	811 407 305A# / 811 498 099A	302153 / 301051#	20295	54, 92-93
607-182	CITROËN / PEUGEOT	3272.98* / 3272.A1* / 3273.J6* / 3273.J9*			141-142, 467, 488
607-183	ALFA ROMEO	60589273*			16-17
607-184	LADA / MOSKVICH	-	302319# / 302794	22996 / 23162	332, 335, 390
607-185	AUDI	893 407 305C# / 893 498 099D	301024# / 302061	22542	43-44, 46
607-186	LANCIA	7770910#			341
607-187	NISSAN	39100-24B00* / 39100-24B10* / 39101-24B00* / 39101-24B10* / 39211-24B00#			397
607-188	AUDI	895 407 305A# / 895 498 099C / 895 498 099D	301952 / 300852#	22552	51-53
607-189	AUDI / SEAT / SKODA / VOLKSWAGEN	1H0 407 311# / 1H0 498 099A / 1J0 407 311C# / 1J0 407 311D# / 357 498 099E / 357 498 099EV / 357 498 099EX	302963 / 302942# / 302024 / 300905#	22627 / 20340	58-59, 97, 613, 624-625, 631-633, 642-644, 676-679, 698-699, 704-709, 728-729, 736-737, 771
607-190	SEAT / VOLKSWAGEN / VOLKSWAGEN LCV	6N0 407 311# / 6N0 498 099	302764# / 302796	23675	608-609, 726-727, 747-748, 750, 752-754, 778
607-191	HYUNDAI / MITSUBISHI	49507-28G00* / 49507-28G01* / MB526544* / MB526551* / MB526553* / MB526911*	302590# / 302631	24225	323, 382, 386
607-192	FORD EUROPE / FORD LCV, TRUCK / MAZDA	1003550 / 1078675 / 92AG3K183DA / 96AG3K183BB / R98FX3C242BA	302867# / 302870 / 300872#	20186 / 23738	268-271, 290, 293-295, 355
607-193	NISSAN	39100-44B00* / 39100-44B02* / 39100-44B10* / 39100-44B12* / 39101-44B00* / 39101-44B02* / 39101-44B10* / 39101-44B12*	303310 / 303308#	20104	397
607-194	NISSAN	39100-4F400* / 39101-4F400* / 39211-4F425#	303309# / 303311	20099	397
607-195	AUDI	893 407 305G# / 893 498 099L / 8A0 407 305F#	300858# / 301960	22639	52-53, 56, 91, 94
607-196	NISSAN	39100-41B00* / 39100-41B05* / 39100-41F100* / 39100-41F400* / 39100-45B00* / 39100-4F100* / 39101-41B00* / 39101-41B05* / 39101-41F100* / 39101-41F400* / 39101-45B00* / 39101-4F100* / 39211-4F125#	303307 / 303305#	20079 / 20085	397
607-197	NISSAN	39211-4F126#	303306 / 303304#	20094 / 20090	397
607-198	FORD EUROPE / FORD LCV, TRUCK	1079587 / 6485415 / 92AG3K183M / 92AG3K187M	300900# / 302455	23610	263-265, 290, 293
607-199	HYUNDAI / MITSUBISHI	MB526402* / MB526403*			324, 384, 388

\* =OE Semiassa/ Driveshaft/ Trasmissione/ Achswelle/ Semieje  
# =OE Giunto senza KIT/ CVJ w/o KIT/ Joint sans Kit/ Gelenk Ohne Satz/ Junta sin Kit

CIFAM ref.	MARCA MAKE	ADATTABILE A OES ADAPTABLE FOR OES	ADATTABILE A ADAPTABLE FOR GKN/LÖBRO	ADATTABILE A ADAPTABLE FOR SPIDAN	PAGINA PAGE
607-200	FORD EUROPE	1023247 / 1079583 / 6757622 / 96BG3B413ABB	302857# / 303085	20979 / 20072	284-286
607-201	FORD EUROPE	1023250 / 1079584 / 7024787 / 7024788 / 96BG3B413AAB	302856# / 303084	20070 / 20978	283-286
607-202	FORD EUROPE	7294547 / 93BG3B413BE	303085		284-285
607-203	AUDI	431 498 099C / 437 407 305A# / 437 407 311# / 443 498 099A	302197 / 301090# / 302194	20283	31, 35-36, 41-42, 96-97
607-204	RENAULT	77 01 349 874* / 77 01 349 880* / 77 01 349 938* / 77 01 351 479* / 77 01 351 480* / 77 01 351 484* / 77 01 351 571* / 77 01 351 572*	303433	21096	522, 539, 562-564
607-205	ROVER	BAU5466	300962# / 302051 / 302052	20753 / 20915	590, 598-599
607-206	CITROËN / PEUGEOT	3272.E4* / 3273.L5* / 95643689	303430	21093	121-123, 467, 488-495
607-207	LEXUS / TOYOTA	43410-20240* / 43410-20241* / 43420-20190* / 43420-20191*	302814 / 302761#	20136	354, 662-663, 666, 672
607-208	CITROËN / PEUGEOT	3272.83* / 3273.G9* / 96141635* / 96164213*	303435	21098	138-140, 151, 154, 476, 479-480
607-209	FIAT / FIAT LCV / LANCIA	46307082 / 46307082#	303103# / 303111	20991	200, 203, 214-215, 253, 337
607-210	ALFA ROMEO / FIAT / FIAT LCV / LANCIA	46307083 / 46307083#	303104# / 303112	20992	1, 200, 203, 214-215, 253, 337
607-211	ALFA ROMEO / FIAT / FIAT LCV / LANCIA	46307032 / 46307032# / 46307171 / 46307171# / 60812753# / 60813096#	303109# / 303113 / 303117	20997 / 20993	1-3, 5-6, 186-187, 201-204, 213-214, 253, 340
607-212	ALFA ROMEO / FIAT / FIAT LCV / LANCIA	46307034 / 46307034# / 46307169 / 46307169# / 60812760#	303110# / 303114 / 303118	20994 / 20998	1-3, 5-6, 23, 25, 184, 186-187, 189-190, 201-204, 213-214, 253, 340
607-213	FIAT / FIAT LCV	60812880 / 60812880#	302370# / 302456	23844	202, 205, 251
607-214	FIAT	46429632#	303116	20996	187, 202, 204
607-215	PROTON	2081207 / MB896742*	300951# / 302076	20184	520-521
607-216	PEUGEOT	3272.E3* / 3272.F6* / 3273.L1*	303432	21095	476-482, 496-498
607-219	AUDI	443 407 305C# / 443 498 099E	302155 / 301053#	22572	28, 30-32
607-220	HONDA / ROVER	44011-SK3-E00* / GVC1069	300960# / 302049	20892	313, 592, 594
607-221	ROVER	GVC1053	300958# / 302047	20890	591, 594
607-222	CITROËN / CITROËN LCV / FIAT / FIAT LCV / LANCIA / PEUGEOT / PEUGEOT LCV	9619947580 / 9619947580# / 9619947580* / 9619947588# / 9619947588* / 9619947680# / 9619947680* / 9619947688# / 9619947688* / 9621456388# / 9621456388* / 9621456488# / 9621456488*	304799	24526	134-135, 168-169, 232-233, 254-255, 350, 505-506, 514
607-223	LADA	2121-2215012	301030# / 302130	20698	332-333
607-224	CITROËN / CITROËN LCV / FIAT / FIAT LCV / LANCIA / PEUGEOT / PEUGEOT LCV	9617408188# / 9617408188* / 9617408288# / 9617408288*	304816	24543	134-135, 160, 168, 233-234, 254-255, 351, 506-507, 514
607-225	FIAT LCV	7758266#	303267	21146	249
607-226	FIAT / LANCIA	46307094#	302452 / 302587#	21247	184-185, 214, 339

607-227	FIAT / LANCIA	46307107# / 46307108#	302453 / 302588#	21248	184-185, 214, 339
607-228	ZAZ	-	300950# / 302039	23159	809
607-229	VOLKSWAGEN LCV	701 407 321E# / 701 407 321G# / 701 498 099C	303451 / 302362# / 302447	21946 / 22901	781-787
607-230	VOLKSWAGEN LCV	701 407 321D# / 701 498 099B	303450 / 302446 / 302363#	21945 / 22900	781-787
607-231	FIAT / FIAT LCV	46307122# / 7078573#	303187# / 303266	21145	207-208, 249
607-232	FIAT / FIAT LCV	46307121#	303186# / 303265	21144	207-208, 249
607-233	FORD BRASIL	BD5M3W427A			259-260
607-234	DAEWOO / PONTIAC	26013813 / 510734	302801# / 302803	21482	172, 174-176, 520
607-235	BUICK / CADILLAC / CHEVROLET USA / OLDSMOBILE / PONTIAC	7837075 / 7842037 / 7843919 / 7845024			106-108, 111-112, 416, 519-520
607-236	CITROËN LCV / FIAT LCV / PEUGEOT LCV	9567582280# / 9567582280*	302995# / 302997 / 302998	20633 / 20634	161-167, 240-247, 508-513
607-237	AIXAM	-			1
607-239	AUDI / SKODA / VOLKSWAGEN	8D0 407 305G# / 8D0 498 099 / 8D0 498 099B	300841# / 301955	22681 / 24910	63-67, 82-85, 648, 738-739, 741
607-240	FIAT / FIAT LCV	46307047 / 46307047# / 46307420 / 46307420#	303188# / 303267	21146	207-208, 249
607-241	AUDI / SEAT / SKODA / VOLKSWAGEN	1J0 498 099 / 1J0 498 099A	302962 / 302941# / 302961	20338 / 20339	58-59, 624-625, 632, 642-644, 676-678, 705-707, 728
607-242	HONDA / ROVER	44011-SK3-E10*	302050	20893	313, 594
607-243	CITROËN	96995952		20066	117, 136
607-244	ALFA ROMEO / FIAT / LANCIA	46307246# / 60815021#	303196# / 303275	21154	2, 8-10, 202, 204, 342
607-245	ALFA ROMEO / FIAT / FIAT LCV / LANCIA	46307309 / 46307309# / 46307901 / 46307901#	303115 / 303193# / 303272	20995 / 21151 / 22214	8-10, 22-23, 187, 202, 204, 223, 256, 342
607-246	NISSAN	39210-F4125*			407
607-247	SUBARU	28021-AA003* / 28021-AA011* / 28021-AA012* / 28021-AA013* / 28021-AA160* / 28021-AA161* / 28021-AA162* / 28021-AA481* / 28021-AA491* / 28021-AA511* / 28021-AA541* / 28021-AA551* / 28021-AC090* / 28021-AC170* / 28021-AC171* / 28021-AC190* / 28021-AC280* / 28021-AC281* / 28091-AA094*	300895# / 301991	22177	652-655
607-248	NISSAN	39100-0M301* / 39100-0M900* / 39100-0M905* / 39100-60Y00* / 39100-60Y05* / 39100-61Y06* / 39100-62Y05* / 39100-63Y00* / 39100-63Y01* / 39101-0M301* / 39101-0M900* / 39101-0M905* / 39101-60Y00* / 39101-60Y05* / 39101-61Y07* / 39101-62Y05* / 39101-63Y00* / 39101-63Y01* / 39211-60Y00#	300902# / 302789 / 302019 / 302765#	24434 / 24439	390-392, 399, 404-408, 410-412
607-249	NISSAN	39100-05E02* / 39100-10E02* / 39100-16E00* / 39100-16E02* / 39100-26E00* / 39100-85E00* / 39100-85E10* / 39100-D5600* / 39100-D5610* / 39101-05E02* / 39101-10E02* / 39101-16E00* / 39101-16E02* / 39101-26E00* / 39101-85E00* / 39101-85E10* / 39101-D5600* / 39101-D5610*	302770# / 302793	24440	391-395, 409
607-250	HONDA	44011-SE0-406*	300843# / 301944	22350	302-303
607-251	HONDA	-	303839 / 300890# / 301986	22353 / 23944	309-310
607-252	SUZUKI	44101-71C10* / 44101-71C30* / 44101-71C31* / 44101-71C40* / 44101-71C41* / 44114-63B60*	303004	21090	660
607-253	TOYOTA	43410-10020* / 43410-10030* / 43410-10040* / 43410-10050* / 43410-10060* / 43410-10090* / 43410-10130* / 43420-10020* / 43420-10030* / 43420-10060* / 43420-10090* / 43420-10130* / 43460-19086*	302760# / 302785	22312	672-673



CIFAM ref.	MARCA MAKE	ADATTABILE A OES ADAPTABLE FOR OES	ADATTABILE A ADAPTABLE FOR GKN/LÖBRO	ADATTABILE A ADAPTABLE FOR SPIDAN	PAGINA PAGE
607-254	FORD AUSTRALIA / MAZDA	F004-25-500A* / F004-25-500B* / F004-25-500C* / F004-25-600A* / F004-25-600B* / F004-25-600C* / F020-25-600*	302368# / 302787	24046	258-259, 356-357
607-255	HONDA	44010-S04-J01* / 44010-SR1-003* / 44010-SR1-901* / 44010-SR3-020* / 44010-SR3-030* / 44010-SR3-040* / 44010-SR3-901* / 44010-SR3-902* / 44010-SR3-903* / 44010-SR3-952* / 44010-ST7-900* / 44011-S04-J01* / 44011-SR3-020* / 44011-SR3-030* / 44011-SR3-040* / 44011-SR3-901* / 44011-SR3-902* / 44011-SR3-903* / 44011-SR3-952* / 44011-ST7-900*			309-311, 314-315
607-256	MAZDA LCV	M070-22-510* / M070-22-510A* / M070-25-500C* / M070-25-500D* / M070-25-600A* / M070-25-600B*			365
607-257	ALFA ROMEO	60559887*	300912# / 302005	23834	17
607-258	ALFA ROMEO / FIAT / FIAT LCV / LANCIA	46307241 / 46307241# / 46307398 / 46307398# / 60515370# / 60815227#	303271 / 303192#	21150	1-5, 10, 23, 25, 184, 186-187, 201-204, 206, 215-217, 251, 253, 342
607-259	PEUGEOT	3272.06* / 3273.75*	303400# / 303401	21074	495, 497
607-260	HONDA / ROVER	44305-SD9-013* / 44305-SH9-000* / 44305-SH9-003*	303971	22952	306, 308-309, 592, 594
607-261	FORD BRASIL / KIA / MAZDA	B005-25-400* / B005-25-400D* / B005-25-600* / B005-25-600D*	302757# / 302783	24048	260, 329-330, 355
607-262	NISSAN	-			407
607-263	CITROËN / PEUGEOT	3273.E1*	303537	21582	143-144, 504
607-264	CITROËN / PEUGEOT	3272.60* / 3272.N1*			143-144, 504-505
607-265	NISSAN	326461* / 326462* / 326582* / 39210-Y02G0*	303091	20983	412
607-266	SUZUKI	44101-60G20* / 44101-60G22*	303127# / 303128	21007	657
607-267	AUDI / SKODA / VOLKSWAGEN	4D0 498 099 / 4D0 598 099 / 8D0 407 305J#	300856# / 301962 / 301961	22763 / 22804 / 24912	66-69, 82-85, 89, 647-648, 739-742
607-268	FORD USA / MAZDA	G560-22-510A* / G560-25-500A* / G560-25-600A* / G568-22-510A* / G568-22-510B* / G568-25-500* / G568-25-500A* / G568-25-600* / G568-25-600A* / G568-25-600B* / G572-25-500* / G572-25-600* / G576-22-510A* / G576-25-500* / G576-25-600*	302763# / 302788	24047	298-299, 362-363, 365
607-269	SAAB	4242236 / 4399325	302371# / 302459	23639	600-602
607-270	ROVER	GCV1075	301034# / 302134	20894	592, 594-595
607-271	TOYOTA	43410-10070* / 43410-10071* / 43420-10070* / 43420-10071*			673
607-272	VOLVO	34331017*	300969# / 302058	20826	789-791
607-273	VOLVO	34349050*	302057 / 300968#	20812	789-791
607-274	SUBARU	7232-51001* / 7232-51011* / 7232-91130* / 7232-91140* / 7232-91300* / 7232-91301* / 7232-91310* / 7232-91311*	300868# / 301969	22174	653
607-275	NISSAN / NISSAN LCV	39100-60Y10* / 39100-60Y15* / 39100-61Y16* / 39100-62Y00* / 39100-62Y10* / 39100-62Y15* / 39100-63Y10* / 39100-63Y11* / 39101-60Y10* / 39101-60Y15* / 39101-61Y17* / 39101-62Y00* / 39101-62Y10* / 39101-62Y15* / 39101-62Y16* / 39101-63Y11* / 39101-63Y15* / 39211-60Y10#	303336 / 303337#	21188	391-392, 399, 404-408, 410-413, 416
607-276	NISSAN	335712*	302766# / 302790	24438	396, 412
607-277	AUDI	447 407 305# / 447 498 099	301096# / 302204 / 302203	22568	31, 33, 36-37
607-278	MAZDA	-			361

<b>607-279</b>	DAEWOO	510418 / 96160589			172, 175-176
<b>607-280</b>	CHEVROLET / DAEWOO / DAEWOO LCV	93741015 / 96273571	303338# / 303339	21189	110-111, 174, 176
<b>607-281</b>	CITROËN	3273.Z8*			140-142
<b>607-282</b>	PEUGEOT	3272.S5* / 3273.Y7*			498-499
<b>607-283</b>	FORD EUROPE / FORD LCV, TRUCK	1003548 / 1078670	302869# / 302872	20188	264, 267-268, 270, 283, 295
<b>607-284</b>	HONDA / ROVER	44340-SN7-315* / GCV1112# / GCV1117#	302137 / 302138 / 301038# / 301037#	20918 / 20919	305, 596
<b>607-285</b>	RENAULT	77 01 469 363*			522
<b>607-286</b>	CITROËN LCV	-			159
<b>607-287</b>	OPEL / OPEL LCV	374002 / 90538427	303358 / 303342#	21195	424-425, 450-451, 456
<b>607-288</b>	ROVER	GCV1119 / TFB000110#	303481	21538	595
<b>607-289</b>	OPEL / OPEL LCV	374003 / 90538595			425-426, 452, 454, 456
<b>607-289A</b>	OPEL / OPEL LCV	374262 / 90498412	302816# / 302863	20183	420, 451-452, 456
<b>607-290</b>	OPEL	26060700 / 374346			424
<b>607-291</b>	FORD USA / MAZDA	G053-25-500* / G053-25-500B* / G053-25-600* / G053-25-600C* / G063-25-500* / G063-25-500A* / G063-25-600* / G063-25-600A* / G564-22-510A* / G564-22-610A* / G564-2-510A* / G564-25-500* / G564-25-600* / G570-22-510A*	302769# / 302792	24044	298, 361-363, 365
<b>607-292</b>	PEUGEOT	3272.S6* / 3273.Y9*	303419	21078	499-500
<b>607-293</b>	NISSAN	39100-50Y10* / 39100-51Y10* / 39100-52Y10* / 39100-53Y10* / 39101-50Y10* / 39101-50Y11* / 39101-51Y10* / 39101-52Y10* / 39101-53Y10* / 39211-50Y10#			391, 399, 404-405, 407-408, 410-411
<b>607-294</b>	DAIHATSU	43420-87721* / 43420-87722* / 43420-87725* / 43420-87730* / 43460-87F86* / 43470-87F88* / 43470-87F89*	302759# / 302784	24813	177
<b>607-295</b>	DAIHATSU	43410-87717* / 43410-87718* / 43410-87722* / 43410-87725* / 43410-87730* / 43420-87717* / 43420-87718*	300864# / 301968	24807	177
<b>607-296</b>	FIAT / FIAT LCV / LANCIA	46307557 / 46307557# / 46307889 / 46307889#	303189# / 303268	21147	199-200, 215-216, 222, 250, 253, 343-344, 348-350
<b>607-297</b>	ALFA ROMEO	46307308#	303191# / 303270	21149	13-14
<b>607-298</b>	MERCEDES BENZ / MERCEDES BENZ LCV, TRUCK	000 330 00 36* / 000 330 15 85*	303095 / 302854#	20176 / 20985	371-372, 375-376
<b>607-299</b>	ROVER	GCV1118			595
<b>607-300</b>	ALFA ROMEO / LANCIA	46307299# / 60815163#	303194# / 303273	21152	13-14, 341-342
<b>607-301</b>	HONDA	44011-S04-951* / 44011-S0A-951*	303320 / 303840	21178 / 23945	311
<b>607-302</b>	CITROËN / CITROËN LCV / PEUGEOT LCV	3272.Y3*	303475	21289	119, 146-149, 156, 517
<b>607-303</b>	ROVER	GCV1088 / TFB000090#	303480	21537	591-593, 598
<b>607-304</b>	MAZDA	F025-25-400* / F025-25-600*			358
<b>607-304A</b>	MAZDA	F039-22-510B* / F039-25-510B* / F069-25-600B*			358
<b>607-305</b>	NISSAN	39210-X08R0*			412
<b>607-306</b>	ALFA ROMEO / FIAT / FIAT LCV / LANCIA	46307234 / 46307234# / 60815368#	303190# / 303269	21148	1, 185, 200, 203, 205, 251, 342
<b>607-307</b>	OPEL	-			421-423
<b>607-308</b>	AUDI	893 498 099P / 8A0 407 305G#	302184 / 301029#	22748	51-53, 64-66, 68-69
<b>607-309</b>	FIAT / LANCIA	46307394 / 46307394#			184, 348
<b>607-310</b>	RENAULT	77 01 352 471*			544-555
<b>607-311</b>	DAEWOO	510736 / 96243573 / 96257802	303172# / 303174	21027	172-176

CIFAM ref.	MARCA MAKE	ADATTABILE A OES ADAPTABLE FOR OES	ADATTABILE A ADAPTABLE FOR GKN/LÖBRO	ADATTABILE A ADAPTABLE FOR SPIDAN	PAGINA PAGE
607-312	NISSAN	39100-1C100* / 39100-2J205* / 39100-50R00* / 39100-50R10* / 39100-61E00* / 39100-62E00* / 39100-64E05* / 39100-65J00* / 39100-70N00* / 39100-70N05* / 39100-71N04* / 39100-71N05* / 39100-74N00* / 39100-80E00* / 39100-80E05* / 39100-D4600* / 39101-2J205* / 39101-50R00* / 39101-50R10* / 39101-61E00* / 39101-62E00* / 39101-65J00* / 39101-65J05* / 39101-70N00* / 39101-70N05* / 39101-72N00* / 39101-74N00* / 39101-75N00* / 39101-80E00* / 39101-80E05* / 39101-D4600* / 39211-32R00# / 39211-65J00#	303859	23964	393-394, 396, 401, 408
607-313	AUDI	893 498 099C	300851# / 301949	22548	56
607-314	NISSAN	-			403, 405, 409
607-315	NISSAN	39100-64Y00* / 39100-64Y05* / 39101-64Y00* / 39101-64Y05* / 39211-64Y00#	300903# / 302020	24435	399, 405, 408, 411
607-316	RENAULT	77 01 349 955* / 77 01 351 995* / 77 01 352 001*			535-538, 540, 573-574
607-318	SUBARU	-			653
607-319	SUBARU	28091-KA390* / 28091-KA400* / 28091-KA410* / 28091-KA420* / 28091-KA480* / 28091-KA490* / 28091-KA540*	303871	23976	655
607-320	SUBARU	28021-KA440* / 28021-KA450* / 28021-KA570* / 28021-KA580*	303989	22970	655
607-321	NISSAN	39100-64Y10* / 39100-64Y15* / 39101-64Y10* / 39101-64Y15* / 39211-64Y10#			399, 405, 408, 411
607-322	PROTON	MB937965*			521
607-323	NISSAN	39100-73N00* / 39101-73N00* / 39101-73N01*	303126 / 302638 / 303123	21005 / 21006 / 24437	396, 399, 401, 409
607-324	NISSAN	-			395
607-325	LEXUS / TOYOTA	43410-33040* / 43420-33040*	302799# / 302860	20178	354, 663
607-326	TOYOTA	43420-33030* / 44410-33030*			663
607-328	FORD USA / MAZDA	G054-25-500A* / G054-25-600C* / G064-25-500* / G064-25-500A* / G064-25-600* / G064-25-600A* / G570-25-500* / G570-25-500A*	302977 / 302978#	24051	298, 361-363, 365
607-329	MITSUBISHI	MB526437* / MB526438* / MB526914* / MB620034* / MB620957* / MB837261* / MB837262* / MB837263* / MB837264* / MB837265* / MB837641* / MB837642* / MB886230* / MB936359* / MB936778* / MB936779* / MR111060* / MR111061* / MR165842*	303388 / 300877# / 301985	20323 / 24216	382, 384-385, 387
607-330	DODGE	326807			180
607-332	MITSUBISHI / PROTON	MB896525* / MB896526* / MB937996* / MR111854 / MR111854*	301983 / 300875#	24214	385, 387, 521
607-333	DAIHATSU	43410-87223* / 43410-87225* / 43410-87226* / 43410-87242* / 43420-87223* / 43420-87225* / 43420-87226*	302366# / 302450	24810	178
607-334	TOYOTA	43410-03010*	303278	21155	663
607-335	MAZDA	-	302763# / 303849	23954	362-363
607-336	RENAULT	77 01 351 948*			535-538, 540, 573-574
607-337	HONDA	-			309, 314
607-339	TOYOTA	43410-32181* / 43410-32182* / 43410-33010* / 43420-20291* / 43420-20292* / 43420-20430* / 43420-20431* / 43420-33010*	302814 / 302761#	20136	662
607-340	DAIHATSU	43410-87242*	302367# / 302451	24811	178
607-341	LADA	11110-2215012			333
607-343	BUICK	-			106-107
607-344	BUICK / CHEVROLET USA / PONTIAC	-			106-107, 111-112, 519

<b>607-346</b>	TOYOTA	43410-12131* / 43410-12260* / 43410-12270* / 43410-12350* / 43410-12420* / 43410-12430* / 43410-20151* / 43410-20341* / 43410-20440* / 43410-20450* / 43420-12091* / 43420-12250* / 43420-12260* / 43420-20111* / 43420-20121* / 43420-20281* / 43460-19276* / 43470-19216*	300878# / 301992	22311	664-665, 668-671
<b>607-347</b>	TOYOTA	43410-12191* / 43410-12260* / 43410-12420* / 43410-20151* / 43410-20444* / 43420-12161* / 43420-12250* / 43420-20111* / 43420-20121* / 43460-19365* / 43470-19316*	303866 / 304322	23683 / 23971	664-665, 668-671
<b>607-348</b>	NISSAN	39211-2F025#	303379# / 303380	20232	401-402
<b>607-349</b>	NISSAN	39211-2F225#	303447	21531	401-402
<b>607-350</b>	MAZDA	G024-25-500A* / G024-25-500B* / G024-25-600A*			358
<b>607-351</b>	TOYOTA	43410-12181* / 43410-12211* / 43410-12320* / 43410-12360* / 43410-12400* / 43410-12401* / 43410-12420* / 43410-20110* / 43410-20111* / 43410-20221* / 43410-20222* / 43410-20291* / 43410-20311* / 43410-20420* / 43410-20530* / 43410-20540* / 43410-20720* / 43410-20721* / 43410-32140* / 43410-32141* / 43410-42020* / 43410-42023* / 43420-12150* / 43420-12151* / 43420-12310* / 43420-12370* / 43420-20161* / 43420-20171* / 43420-20172* / 43420-20221* / 43420-20241* / 43420-20380* / 43420-20490* / 43420-20491* / 43420-32120* / 43420-32121* / 43420-32122* / 43420-42020* / 43420-42023*	303587 / 301992	21765	664, 667-668, 671-672
<b>607-352</b>	TOYOTA	43410-02040* / 43410-02070* / 43420-02040* / 43420-02070*			664, 668
<b>607-353</b>	RENAULT	360113KTX*	302994	20356	573
<b>607-354</b>	FORD EUROPE	1129668 / 1134142* / 1361301* / 1602947* / 3652045* / 3652047* / 3667428* / 3667429*	303332 / 303333# / 303385	20322 / 21184	272-274, 279
<b>607-355</b>	BUICK / OLDSMOBILE	Velcon: 326542			106, 416
<b>607-356</b>	CHRYSLER / CHRYSLER USA / DODGE / DODGE TRUCK / PLYMOUTH	Velcon: 326300			113-115, 178-181, 518-519
<b>607-357</b>	MERCURY	Velcon: 325641			377
<b>607-358</b>	FIAT	46307322#			185, 200, 202
<b>607-359</b>	DAIHATSU	43410-87234* / 43420-87234*			178
<b>607-360</b>	SUZUKI	44101-80E21* / 44102-80E21*	303179	21031	656, 659-660
<b>607-361</b>	SUZUKI	44101-80E00* / 44101-80E01* / 44102-80E00* / 44102-80E01* / 44102-M72F12*	303179 / 303178	21030	656, 659-660
<b>607-362</b>	SUZUKI	-	302980#		656, 660
<b>607-364</b>	FORD EUROPE	1074308 / 1117155 / 98AG3K183BA / 98AX3C242DA	303436	21099	266
<b>607-365</b>	SUZUKI	44101-60G00* / 44101-60G01* / 44101-60G10* / 44102-60G00*	303740 / 303741	22937 / 22936	656-657
<b>607-366</b>	ROVER	GCV1076 / TDJ10016#	302133	20889	593
<b>607-367</b>	MERCEDES BENZ	168 360 18 72* / 168 360 31 72* / 168 360 33 72*	303876 / 303880	22258 / 22262	367
<b>607-368</b>	VOLVO	8601102* / 8601103* / 9122919* / 9122920*	301078# / 302192	20930	792-795, 800-803, 805-806
<b>607-369</b>	VOLVO	34303966*	301043# / 302142	20827	789-791
<b>607-370</b>	HYUNDAI	49507-29A00* / 49508-29A00*			323
<b>607-371</b>	OPEL LCV / RENAULT LCV, TRUCK	77 00 102 978* / 77 00 102 980* / 77 00 102 998* / 77 00 102 999*			462-463, 584
<b>607-372</b>	MAZDA	F079-22-610A	303182# / 303184	21034	358, 364
<b>607-373</b>	MERCEDES BENZ / MERCEDES BENZ LCV, TRUCK	638 334 23 34*	303381# / 303382	20228	371-372, 375
<b>607-374</b>	FIAT / FIAT LCV	46307572 / 46307572# / 46307913 / 46307913# / 46308205 / 46308205#	303914	22203	195-196, 236
<b>607-375</b>	AUDI / SKODA / VOLKSWAGEN	3B0 498 099 / 3B0 498 099A / 3B0 498 099D / 8D0 407 305Q#	303605	21812	63-67, 647, 738-741
<b>607-376</b>	VOLVO	3433105*	302143 / 301044#	20828	789-791
<b>607-377</b>	AUDI / VOLKSWAGEN	8D0 407 305H# / 8D0 498 099C	300840# / 301956	22747	67-69, 82-84, 739, 741-742

\* =OE Semiassa/ Driveshaft/ Trasmissione/ Achswelle/ Semieje  
# =OE Giunto senza KIT/ CVJ w/o KIT/ Joint sans Kit/ Gelenk Ohne Satz/ Junta sin Kit

CIFAM ref.	MARCA MAKE	ADATTABILE A OES ADAPTABLE FOR OES	ADATTABILE A ADAPTABLE FOR GKN/LÖBRO	ADATTABILE A ADAPTABLE FOR SPIDAN	PAGINA PAGE
607-378	NISSAN LCV / RENAULT / RENAULT LCV, TRUCK	77 00 110 484*			414, 523-526, 532-534, 578-582
607-380	SUZUKI	44010-60A20# / 44101-60A10* / 44101-60A20* / 44102-60A10* / 44102-60A20*	300871# / 301970	21082	660
607-381	AUDI / SKODA / VOLKSWAGEN	3B0 498 099B / 8D0 407 305M#	303409	21091 / 24917	67, 647, 739-740
607-382	PEUGEOT	3272.3C*	303473 / 303930 / 303933	20300 / 22270	470-471
607-383	ROVER	GCV1146 / TFB000140#	303486	21543	593
607-384	MAZDA	-	303181# / 303183	21033	358
607-385	VOLVO	30871328*	303527	21759	796-797
607-387	FIAT / FIAT LCV / LANCIA	46307914 / 46307914#	303607	22213	187-188, 197, 223, 237, 257, 340-341
607-388	FIAT / FIAT LCV	46307887 / 46307887#	303608	22212	188, 223-224, 256
607-389	FORD EUROPE / SEAT / VOLKSWAGEN	1007695 / 1084716 / 7M0 498 099	303509	21572	279-280, 605-606, 763-764
607-390	OPEL	374068			426
607-391	OPEL	374423			426
607-392	TOYOTA	43470-59015*			673
607-393	TOYOTA	43410-20320* / 43410-20321* / 43420-20270* / 43420-20271* / 43470-29216* / 43470-29218*			666
607-394	OPEL / SUZUKI	44101-83E50* / 4700644 / 4701110	304459	24112	416-417, 661
607-395	DAEWOO	96243575 / 96257801	303910	22197	174-175
607-396	FIAT / FIAT LCV / FORD EUROPE	1546264 / 46307886# / 46308735	303921	22252	183, 187, 197, 210-211, 222-223, 237, 252, 256, 283
607-397	AUDI	6Q0 498 099	303556	21586	57
607-398	KIA	0K202-25-400* / 0K202-25-600*	302968# / 302969	24049	330-331
607-399	HONDA / ROVER	44305-S74-E51* / GCV1123 / TFB000070#	303487	21544	311, 595-596
607-400	OPEL / OPEL LCV	374368	303890	21800	435-436, 459-460
607-401	DAEWOO	96257803	303892	21824	173
607-402	DAEWOO	96257804			173
607-403	SKODA / SKODA LCV / VOLKSWAGEN	6Q0 498 099C	303555	21585	635-636, 649-650, 681
607-404	MITSUBISHI	MB837426*	303393# / 303394	20926	385, 389
607-405	KIA	-	303120 / 303093#	21002	329-330
607-406	HYUNDAI	49507-02A10* / 49507-29A10* / 49508-29A10*	303874	20689	320-321
607-407	CITROËN / CITROËN LCV	3272.EN* / 3272.ES*	303928	22268	123-125, 160
607-408	ROVER	GCV1122# / TFB000060#			595-596
607-409	FIAT	46307516#			207
607-410	FIAT / FIAT LCV	46307367 / 46307367#	304900	24629 / 21230	222, 256
607-411	FIAT	46307617#			206, 208
607-412	OPEL	374351	304458	24111	450-451

607-413	AUDI / SEAT / SKODA / SKODA LCV / VOLKSWAGEN	6Q0 498 099D	303556	21586	57, 614, 621-623, 636-638, 646-647, 650, 754-756
607-414	AUDI / SEAT / SKODA / SKODA LCV / VOLKSWAGEN / VOLKSWAGEN LCV	6Q0 498 099E	303557	21587	57-58, 609, 614, 621-623, 636-638, 646-647, 650, 681, 755-757, 777
607-415	SEAT / SKODA / VOLKSWAGEN	6Q0 498 099F	304436	24089	614, 622, 637, 756
607-416	FIAT / FIAT LCV	46307406 / 46307406#			206-207, 257
607-417	FORD EUROPE	4106372 / 4106377*	303743	21449	287
607-418	ALFA ROMEO	46307685#	303609	20208	4
607-419	FIAT / FIAT LCV	46307906#	303916	22208	183, 195-196, 207, 237, 257
607-420	FIAT / OPEL	1603233 / 374471* / 374472* / 374473* / 374474* / 71740557# / 9186552* / 9186553*	304380	23798	194-195, 446, 452-453
607-422	RENAULT	77 01 352 133*			535-538, 540, 551-552, 575
607-423	HONDA	44014-S1A-E01	304734	24461	305
607-424	HONDA	44014-SAB-N21	304683	24371	316
607-425	HONDA	44014-S6D-G50			311-312
607-426	HONDA	44014-S6D-E01	304699	24387	312
607-427	HONDA	44014-S6F-E01	304701	24389	312
607-428	AUDI / SEAT / SKODA / VOLKSWAGEN	1J0 498 099E	303551	21522	58-59, 97, 624-625, 633, 643, 676-678, 706, 708-709
607-429	FORD EUROPE / FORD LCV, TRUCK / MAZDA	1142787 / 1142787* / Y402-25-500* / Y402-25-600*			272, 279, 295, 355
607-430	FORD EUROPE	1142788*			272, 279
607-431	ROVER	GCV1181# / TDJ100580#	303476	21533	596
607-432	FORD EUROPE	1148219*			271-272, 279
607-434	MERCEDES BENZ	-	303882 / 303878	22264 / 22260	367
607-435	AUDI / SEAT	8E0 407 305A# / 8E0 407 305D# / 8E0 498 099 / 8E0 498 099D	304331	23693	69-75, 83, 614
607-436	AUDI	4D0 407 305B# / 8E0 498 099A	304333 / 305119	23695 / 24860	69-73
607-437	OPEL / OPEL LCV	374377 / 374377#	304596	24280	435-437, 443-444, 447, 458, 460
607-438	CHRYSLER	4511435* / 4641960AA* / 4660288AB* / 4808883*			114
607-439	OPEL	1603251#	304390	23991	444
607-440	ALFA ROMEO / LANCIA	46307742 / 46307924 / 46307924# / 60802000	303195# / 303274	21153	8-10, 22, 342-343
607-441	AUDI / SKODA / VOLKSWAGEN	8D0 498 099D / 8D0 498 099E	301961 / 300856#	22763	67, 83-84, 648, 738-741
607-442	NISSAN	39211-AY125#	304729	24456	397-398
607-443	NISSAN	39211-AY625#	305241	24992	398
607-444	FORD EUROPE / SEAT / VOLKSWAGEN	1111900 / 7M0 498 099A	303511	21574	279-280, 605-606, 763-764
607-445	NISSAN	39211-AW325#			403
607-446	CITROËN / CITROËN LCV / PEUGEOT LCV	3272.FP* / 3272.Z7*			118-119, 147, 149-150, 156-157, 517

\* =OE Semiasse/ Driveshaft/ Trasmissione/ Achswelle/ Semieje

# =OE Giunto senza KIT/ CVJ w/o KIT/ Joint sans Kit/ Gelenk Ohne Satz/ Junta sin Kit

CIFAM ref.	MARCA MAKE	ADATTABILE A OES ADAPTABLE FOR OES	ADATTABILE A ADAPTABLE FOR GKN/LÖBRO	ADATTABILE A ADAPTABLE FOR SPIDAN	PAGINA PAGE
607-447	TOYOTA	43470-59065* / 43470-59115*	303323 / 303324	21186	673
607-448	LANCIA	51704100#			350
607-449	ALFA ROMEO / CITROËN LCV / FIAT / FIAT LCV / LANCIA	3272.ZP* / 46308067# / 46308518 / 46308518# / 46308524* / 51783824* / 51787180* / 51808107*	304964	24693	24, 169, 198-200, 211, 217, 249-250, 253, 343, 350, 508
607-450	TOYOTA	43410-52070* / 43420-52070* / 43460-59045* / 43470-59045*	304703	24391	674
607-451	OPEL / OPEL LCV	374403 / 374403*	304391	23992	437, 443-444, 447, 458
607-452	OPEL / OPEL LCV	1603261 / 93187468	304388	23989	436, 444, 460
607-453	NISSAN LCV / OPEL LCV / RENAULT LCV, TRUCK	4401720* / 82 00 169 281* / 82 00 169 285* / 82 00 169 288* / 82 00 178 618* / 82 00 178 624* / 82 00 196 277*	303437 / 303438	20712 / 20713	413-414, 461-463, 583-585
607-454	MINI	31 60 7 514 479*	304706		377
607-455	CITROËN / CITROËN LCV / PEUGEOT	3272.1X* / 3272.8W* / 3273.AC*	303936	22276	128-129, 160, 483-484
607-456	CITROËN / PEUGEOT	3272.5X* / 3272.KY* / 3272.LA* / 3273.AH* / 3273.KL* / 3273.KP*	303936	22276	128, 473, 482-484, 507
607-457	FIAT / FIAT LCV / FORD EUROPE	1546263 / 46308000 / 46308000#	304653	24341	183, 209-210, 252, 283
607-458	FIAT / FIAT LCV / LANCIA	46308020#			199, 250, 343
607-460	TOYOTA	43410-59050* / 43420-59050* / 43470-59025*	303896	21845	673
607-462	AUDI / SEAT / SKODA / VOLKSWAGEN / VOLKSWAGEN LCV	1K0 407 311G# / 1K0 498 099A	304327 / 305245	23689	60, 606-607, 626, 633, 644-645, 710-712, 714, 767, 775
607-463	AUDI / SEAT / SKODA / VOLKSWAGEN / VOLKSWAGEN LCV	1K0 407 311J# / 1K0 498 099B / 8J0 498 099	304329	23691	59-62, 95, 97-98, 607-608, 626-627, 633-634, 644-646, 648-649, 680-681, 710-718, 724-726, 742-745, 762, 764-768, 775-776
607-465	SEAT / VOLKSWAGEN	1K0 407 311F# / 1K0 498 099D	304325	23687	606, 608, 626, 710, 713, 715
607-466	VOLKSWAGEN	6X0 498 099	304814	24541	727, 748, 753
607-467	AUDI / SEAT / SKODA / VOLKSWAGEN / VOLKSWAGEN LCV	1K0 407 311H# / 1K0 407 311L# / 1K0 498 099 / 1K0 498 099C / 1K0 498 099E	304327	23689	60-63, 98, 606-607, 625-626, 633-634, 644-646, 648-649, 680, 710-718, 724-728, 742, 744, 762, 764-768, 775-776
607-468	PEUGEOT	3272.5P* / 3273.6Y*			500-501
607-469	CITROËN / PEUGEOT	3272.GE* / 3272.GG* / 3273.EG*			131-132, 501-502, 507
607-470	PEUGEOT	3272.GL* / 3273.GC*			502-503, 505
607-471	HYUNDAI	49500-17150* / 49501-17150*			323
607-472	MAZDA	FA59-22-510 / FA59-22-510A / FA61-22-510A / GD23-22-510A	303365# / 303369	21197	359, 365
607-473	MAZDA	FA58-22-510 / FA58-22-510B	303366# / 303370	21198	358-359
607-474	MAZDA	GD17-22-510	303367# / 303371	21199	363

607-475	NISSAN	39211-BM726#	304803	24530	391-392
607-476	NISSAN	39211-BM527#	304820		391
607-477	NISSAN	39211-5M427#	304809	24536	392
607-478	VOLKSWAGEN LCV	7H0 407 321A# / 7H0 407 321B# / 7H0 498 099	303993	23979	776-777, 788
607-479	VOLKSWAGEN LCV	7H0 407 321# / 7H0 407 321C# / 7H0 407 321D# / 7H0 498 099A / 7H0 498 099B	303995	23981	777, 788
607-480	MINI	31 60 7 518 237* / 31 60 7 518 238*	304704	24392	377-378
607-481	FIAT / FIAT LCV	46307366#			208, 257
607-483	TOYOTA	43460-09490* / 43470-09740*			662
607-484	TOYOTA	43460-09270* / 43470-09480* / 43470-09560*	304827	24554	661-662
607-485	TOYOTA	43460-49146* / 43470-49226*			662
607-486	SAAB	5390489#	304893	24622	603-604
607-487	SAAB	5232897#			602-604
607-488	FORD LCV, TRUCK	1329584* / 1329586* / 4490557* / 4501957* / 4515857*	305346	25123	296
607-489	FORD LCV, TRUCK	4512587*	305346	25123	295-296
607-490	FORD LCV, TRUCK	1501263 / 4512586* / 4512588*	305358		295-296
607-493	FIAT / FIAT LCV	46307710 / 46307710# / 46307877#	303920 / 303918	22214 / 22251	223-224, 257
607-494	CITROËN / FIAT / LANCIA / PEUGEOT	9645248980*			132, 160, 234, 344, 507
607-495	FIAT / LANCIA	1485695080* / 9645249280*			234, 344
607-496	CITROËN / PEUGEOT	3272.FT* / 3273.CY*			129, 484
607-498	CITROËN / PEUGEOT	3272.HR* / 3273.HH*			124, 126, 464
607-499	PEUGEOT	3272.HP* / 3273.HF*			464
607-500	PEUGEOT	3272.HW* / 3273.HN*			464
607-501	DACIA / DACIA LCV / RENAULT / RENAULT LCV, TRUCK	39100-0153R* / 39101-5451R* / 60 01 548 720* / 82 00 261 838* / 82 00 264 664* / 82 00 264 667* / 82 00 264 668* / 82 00 356 803* / 82 00 358 163* / 82 00 358 164* / 82 00 408 418* / 82 00 432 514* / 82 00 511 122* / 82 00 511 220* / 82 00 613 827* / 82 00 618 501* / 82 00 623 794* / 82 00 690 053*			170-172, 528, 531, 544, 555-556, 559, 585
607-502	RENAULT / RENAULT LCV, TRUCK	82 00 261 840* / 82 00 261 841* / 82 00 482 435* / 82 00 482 436* / 82 00 511 225* / 82 00 557 125* / 82 00 559 377* / 82 00 661 507*			526-528, 530, 558-559, 579-580, 585-586
607-503	RENAULT / RENAULT LCV, TRUCK	82 00 341 698* / 82 00 378 880* / 82 00 482 429* / 82 00 684 084*			526, 528, 530-531, 558-559, 579, 585
607-504	OPEL / OPEL LCV	1603273 / 374671	304384	23985	426-430, 455-456
607-505	OPEL / OPEL LCV	1603274 / 374672	304386	23987	427-429, 455-457
607-506	OPEL / OPEL LCV	13296187 / 1603234 / 1603275 / 374843	304383	23984	427-430, 438, 455, 457
607-506A	OPEL	1603234 / 93173410	304383	23984	446-447, 453-454
607-506B	FIAT	46308230#	304697	24385	194-195
607-507	MITSUBISHI / SMART	3815A201* / 454 330 11 01* / MR582021* / MR582022* / MR980747* / MR980748*			382-383, 651
607-508	NISSAN	39211-AU325#			402
607-509	NISSAN	39211-AV625# / 39211-BU125#			392, 403
607-510	FORD EUROPE	1302515* / 1359663* / 1437541* / 1493015	304983	24711	260, 272-278
607-511	FORD EUROPE	4166906#			274
607-512	CHRYSLER	4641883AA* / 4641883AC*			114
607-513	TOYOTA	43470-09500*	303894	21843	661

\* =OE Semiassa/ Driveshaft/ Trasmissione/ Achswelle/ Semieje  
# =OE Giunto senza KIT/ CVJ w/o KIT/ Joint sans Kit/ Gelenk Ohne Satz/ Junta sin Kit



CIFAM ref.	MARCA MAKE	ADATTABILE A OES ADAPTABLE FOR OES	ADATTABILE A ADAPTABLE FOR GKN/LÖBRO	ADATTABILE A ADAPTABLE FOR SPIDAN	PAGINA PAGE
607-514	ROVER	GCV1194 / TDJ100590#	303482	21539	596-597
607-515	CITROËN / PEUGEOT	3272.JZ* / 3273.JS*	305360		123, 466
607-518	KIA	KK388-22-510* / KK388-22-610*			330
607-519	RENAULT	82 00 198 016* / 82 00 436 366*			531, 556-557, 576-577
607-520	MINI	31 60 7 518 261*	304706	24394	377-378
607-522	RENAULT	77 11 134 777* / 77 11 134 778* / 82 00 079 912* / 82 00 079 913* / 82 00 169 176* / 82 00 470 129*			541-543
607-523	RENAULT	82 00 327 707* / 82 00 575 489* / 82 00 575 490*			531, 576
607-524	HYUNDAI	49500-2D012* / 49501-2D012*			321
607-525	MAZDA	GD36-22-610* / GD36-25-60XA* / GD36-25-60XB* / GD38-22-510A* / GD38-25-50XA*	304312 / 304691	23676 / 24379	359
607-527	CHEVROLET / DAEWOO	96348782* / 96348783* / 96391554 / 96391555	303898	21847	108-109, 173
607-528	CITROËN / PEUGEOT / TOYOTA	3272.JY* / 3273.JR* / 43460-09C80* / 43470-09C90*	305154	24895	123, 466, 662
607-530	CHEVROLET / DAEWOO	96348790* / 96391550 / 96391551	305302 / 303900	21865	108-109, 173
607-531	VOLKSWAGEN	6QE 498 099B	304624	24308	681
607-533	VOLKSWAGEN / VOLKSWAGEN LCV	6QE 498 099			681, 777
607-535	MAZDA	GG29-25-500A* / GG29-25-50XA*			355
607-536	TOYOTA	43030-28010* / 43410-42120* / 43420-13030* / 43420-42050* / 43420-42140* / 43460-49106* / 43470-49196*	305299		669, 672
607-537	LAND ROVER	TDJ100470#	303412	20604	352-353
607-538	VOLVO	36000519* / 8602577* / 8603794* / 9463378*	303526	21299	793-795, 798-803, 805-808
607-539	TOYOTA	43410-05330* / 43410-05340* / 43420-05150* / 43420-05240* / 43460-09601* / 43470-09A14*	304693	24381	662, 669
607-540	SUZUKI	44101-67D00* / 44101-67D01* / 44102-67D00*	305307		658, 661
607-541	HYUNDAI	49500-1C050* / 49500-1C060*	304695	24383	321-322
607-542	NISSAN LCV / RENAULT / RENAULT LCV, TRUCK	77 00 111 918* / 82 00 064 731* / 82 00 236 110* / 82 00 535 798* / 82 00 535 800*			414-415, 524, 532-535, 545-547, 552-555, 575, 581-582
607-543	HYUNDAI	49500-26561* / 49501-26410* / 49501-26411*			324
607-544	TOYOTA	43410-02250* / 43420-02280* / 43460-09621* / 43470-09A15*	304823	24550	669-670
607-545	HYUNDAI	49500-1C250* / 49500-1C260*	303904	21977	322
607-546	CITROËN / CITROËN LCV / FIAT / FIAT LCV / LANCIA / PEUGEOT / PEUGEOT LCV	1481451080* / 1481452080* / 3272.9C* / 3272.GY* / 3273.3Q* / 3273.GQ*	304818	24545	135, 169, 233, 255, 351, 506, 514-515
607-547	AUDI / VOLKSWAGEN	6E0 407 311# / 6E0 498 099			57, 726
607-548	KIA	0K30A-22-510* / 0K30A-22-610*			330
607-549	NISSAN LCV / OPEL LCV / RENAULT LCV, TRUCK	4413397* / 4430547* / 82 00 069 147* / 82 00 334 338* / 82 00 485 589*	303934	22274	415, 463-464, 589-590
607-550	ALFA ROMEO / FIAT / LANCIA	46308070# / 60802035#	304811	24538	3-5, 22, 200, 343-344
607-551	AUDI / SEAT	8E0 498 099C / 8E0 498 099E / 8E0 498 099F	304335 / 305119	23697 / 24860	70-76, 615, 621
607-552	AUDI	4F0 498 099A	304952	24681	86-88, 90
607-553	CITROËN	3272.EH* / 3272.EJ* / 3273.GZ*			131
607-555	OPEL / SUZUKI	44101-85E50* / 44102-85E50* / 4707438			417, 661

607-557	TOYOTA	43410-0D020* / 43410-0D080* / 43410-0D150* / 43420-0D020* / 43420-0D080* / 43420-0D150* / 43460-09530* / 43470-09780*	304728	24455	673-674
607-558	CITROËN / CITROËN LCV / PEUGEOT LCV	3272.6W* / 3273.9Z*			118-119, 145-146, 148-150, 155-156, 516-517
607-560	CITROËN / PEUGEOT	3272.EQ* / 3272.EX* / 3272.HY* / 3272.KW*			124-126, 464, 472-473
607-561	CITROËN	3272.FW* / 3273.EA*			123-124
607-562	FORD EUROPE	1322209* / 1322221*			273
607-563	FORD EUROPE	1345638* / 1474807* / 1475135*	305176	24927	273-277
607-564	FORD EUROPE	1306055* / 1360389* / 1493004* / 1493012* / 1702519* / 1702527*	305174	24925	260, 272-273, 277-278
607-565	FORD LCV, TRUCK	1328359* / 4602016*			296-297
607-566	FORD EUROPE	1357739*			278
607-568	PEUGEOT	3272.CS* / 3273.CS*			470
607-569	PEUGEOT	3272.AH* / 3273.OY*			471-472
607-570	KIA	49500-07010* / 49500-07060*			329
607-571	PEUGEOT	3272.0E* / 3273.1J*	303432	21095	477-482
607-572	PEUGEOT	3272.AE* / 3273.AL*	303933	22273	471
607-573	RENAULT	77 00 111 914* / 77 00 111 916* / 77 00 112 116* / 82 00 110 754*			545, 547-549, 551-552, 554, 575-576
607-574	RENAULT	82 00 014 111* / 82 00 035 673*			541-543
607-576	RENAULT	82 00 079 915* / 82 00 169 177* / 82 00 436 848* / 82 00 436 849* / 82 00 467 679* / 82 00 470 131*			530, 542-543
607-577	RENAULT	82 00 375 537* / 82 00 375 538* / 82 00 432 516*			576
607-579	RENAULT	82 00 216 519* / 82 00 216 523* / 82 00 432 517* / 82 00 843 879* / 82 00 934 409*			531, 576, 579
607-580	RENAULT	82 00 285 909* / 82 00 436 365*			556-557
607-585	CITROËN / CITROËN LCV / PEUGEOT / PEUGEOT LCV	3272.FG* / 3272.KL* / 3272.LE* / 3272.LG* / 3272.LP* / 3273.KR*	304939	24668	118, 127, 129, 133, 150, 156, 473-474, 485-487, 503, 507, 516
607-588	CITROËN	3272.4T* / 3273.8G*			130-131
607-590	MERCEDES BENZ	169 360 15 72* / 169 360 29 72* / 169 360 43 72* / 169 360 44 72* / 169 360 83 72*	304831 / 304832	24558 / 24559	368-370
607-592	FIAT / FIAT LCV / OPEL / OPEL LCV	1603405 / 1603406 / 46308322 / 46308322# / 46308707 / 93190188	304611	24295	183, 198, 250, 437-438, 460
607-593	ALFA ROMEO / FIAT / FIAT LCV / OPEL	1603411# / 46308337 / 46308337# / 93190193#	304613	24297	24, 197-198, 211-212, 250, 437-438
607-594	FIAT / OPEL	1603403 / 26119537 / 51733777#			197, 437
607-595	ALFA ROMEO	46308235# / 46308710# / 46308798#	305364	25141	11, 21, 26
607-596	ALFA ROMEO	46308266#			11, 21, 26
607-597	ALFA ROMEO	46308276#	305366	25143	10-11
607-599	OPEL / SAAB	12793840# / 1603291			446, 453-454, 602-603
607-600	NISSAN	39211-2Y070#	304821	24548	412
607-601	ALFA ROMEO / FIAT	71745011#			25, 198, 212
607-602	SUZUKI	44101-62J90* / 44102-62J90*			660
607-603	MAZDA	FG01-25-500D* / FR01-25-60X*	305300		355

CIFAM ref.	MARCA MAKE	ADATTABILE A OES ADAPTABLE FOR OES	ADATTABILE A ADAPTABLE FOR GKN/LÖBRO	ADATTABILE A ADAPTABLE FOR SPIDAN	PAGINA PAGE
607-604	MERCEDES BENZ	169 360 39 72* / 169 360 40 72* / 169 360 60 72* / 169 360 71 72* / 169 360 73 72* / 169 360 80 72*	304829	24556	368-369
607-605	MERCEDES BENZ / MERCEDES BENZ LCV, TRUCK	639 350 12 10 / 639 350 12 10*			374, 376
607-606	MERCEDES BENZ / MERCEDES BENZ LCV, TRUCK	639 350 07 10 / 639 350 07 10*			374, 376
607-607	HYUNDAI	49500-1C460* / 49500-1C550* / 49500-1E610* / 49500-1E650*			320, 322
607-608	HYUNDAI	49500-17510* / 49501-17510*			323
607-609	KIA	0K55C-22-510A*			328-329
607-610	KIA	49591-07210* / 49591-07291*			329
607-611	KIA	49591-1G510* / 49591-1G591*			330
607-612	FIAT / FIAT LCV	46308206#	303916	22208	183, 195-196, 236-237
607-613	OPEL	1603270 / 93182571	304397	23997	427-429, 455, 457
607-614	SUBARU / SUZUKI	44101-86G00* / 44101-86G60* / 44102-86G00* / 44102-86G60*			653, 658
607-615	MITSUBISHI / SMART	3815A009* / 3815A010* / 454 330 14 01* / 454 330 15 01* / 454 330 24 01*			382, 651
607-616	ALFA ROMEO / FIAT / FIAT LCV	46307934# / 46308773			13, 196-197, 237
607-617	HYUNDAI	49507-38E00* / 49508-38E00*			325
607-618	OPEL	374387* / 374410*			452
607-623	FIAT	71742702* / 71742703*			221
607-625	FIAT	71742705*			221
607-627	BMW	31 60 7 565 313* / 31 60 7 565 314*			105-106
607-628	MITSUBISHI	MR331193* / MR331194* / MR377575* / MR377576*	303529	21747	380
607-629	PEUGEOT	3272.CQ* / 3273.CQ*	303997	22121	470
607-630	BMW	31 60 7 505 005* / 31 60 7 505 006*			105-106
607-631	VOLVO	30871328 CVJ+30870499 ABS*			796-797
607-632	RENAULT	77 00 107 765* / 77 00 110 218* / 77 01 352 750* / 77 01 352 869* / 77 01 471 377* / 77 11 134 407* / 82 00 029 444* / 82 00 031 134*			535-539
607-633	VOLKSWAGEN	7L6 407 271G* / 7L6 498 099B			765
607-634	NISSAN	39211-BC50J#	305241	24992	398-399
607-635	NISSAN	39211-5M426#			392
607-636	CITROËN / CITROËN LCV / FIAT LCV / PEUGEOT / PEUGEOT LCV	1497187088* / 1497188088* / 3272.NP* / 3272.NQ* / 3272.SE* / 3272.YH* / 3273.NP* / 3273.NQ* / 3273.SV* / 3273.ZA*			131-132, 169, 255-256, 504, 515
607-637	ALFA ROMEO / CITROËN LCV / FIAT / FIAT LCV / PEUGEOT LCV	3272.SJ* / 46308538 / 46308552# / 51783853*	305150		24, 169, 199, 212, 249-250, 254, 508
607-638	CITROËN	3272.JA* / 3273.HS*			124
607-639	MITSUBISHI	MR580553* / MR580554*	303590	21790	382
607-640	FORD EUROPE	1326260* / 4106369	303610	21363	286-287
607-641	VOLKSWAGEN	3B0 498 099E	301961	22763	740-741
607-642	VOLVO	30611947* / 8251531* / 8251532* / 8601967* / 8601968*	303423	20585	796-797
607-643	MAZDA	GD19-22-510* / GD19-25-50XA* / GD19-25-60XA*	303849	23954	363
607-644	VOLKSWAGEN	7L6 498 099B			765

607-645	KIA	0K55C-22-510A*			328-329
607-646	CITROËN / CITROËN LCV	3273.EN* / 3273.ES*			123-125, 160
607-647	NISSAN	39211-BM526#	304820	24547	391
607-648	CITROËN LCV / FIAT LCV / PEUGEOT LCV	3273.SZ* / 46308538# / 51783825*	305150		169, 249-250, 254, 508
607-649	CITROËN / PEUGEOT	3272.FR* / 3273.CW* / 3273.EQ* / 3273.EX* / 3273.HQ* / 3273.KJ*			124-126, 464, 472
607-650	RENAULT	77 01 210 040* / 82 00 441 337* / 82 00 441 340* / 82 00 598 563*			527-528, 531, 558-559
607-651	CHEVROLET	96499696* / 96499697* / 96941096			110-111
607-652	SAAB	12804149* / 12804150*			602-603
607-653	VOLKSWAGEN	5Z0 498 099A	304623	24307	681
607-654	KIA	49591-3E000* / 49591-3E001*			331
607-655	CHEVROLET	96273759			110
607-656	CHEVROLET / DAEWOO	96273760	305237	24988	110, 173, 175
607-657	CITROËN	3272.LY* / 3272.LZ* / 3273.LS* / 3273.LT*			128, 130
607-658	AUDI / SEAT / SKODA / VOLKSWAGEN	3C0 407 311A# / 3C0 498 099	304640	24326	61, 608, 627, 634, 646, 712, 725, 742-745
607-659	AUDI / VOLKSWAGEN	7L0 498 099A / 7L0 498 099C	304557	24237	96, 765-766
607-660	AUDI	4F0 498 099B			86, 88
607-661	HYUNDAI	49500-2E550* / 49501-2E400* / 49507-2EE00*			325
607-662	MITSUBISHI	MR377715* / MR910890*	304306	23669	388
607-663	KIA	0K2C-22-510 / 0K2C-22-610 / 0K2KB-22-610 / 0K2KB-25-400* / 0K2KB-25-600* / 0K9A2-22-550* / 0K9A4-22-510*	303295	21166	328-329
607-664	MINI	31 60 4 853 485* / 31 60 4 853 486* / 31 60 7 589 767* / 31 60 7 589 768*			378-379
607-665	SUZUKI	44101-80G00* / 44101-80G23* / 44102-80G00* / 44102-80G01*			658
607-666	CHEVROLET / OPEL	4804569* / 4804570* / 4804592 / 96624721* / 96624722*			108-109, 417
607-667	NISSAN	39211-BC625#	305519		398
607-668	MITSUBISHI	MR910297* / MR910298*	304304	23667	380, 388
607-669	FORD EUROPE / MAZDA	1539136 / C202-25-500A* / C202-25-500C* / C202-25-600A* / C202-25-600C* / C602-25-500A* / C602-25-600*			272, 355
607-670	RENAULT / RENAULT LCV, TRUCK	82 00 262 686* / 82 00 274 161* / 82 00 534 635* / 82 00 571 876* / 82 00 571 880* / 82 00 613 822*			523-526, 533-534, 581-582
607-671	RENAULT / RENAULT LCV, TRUCK	82 00 362 064* / 82 00 407 659*			533, 581
607-672	OPEL / SUZUKI	44101-83E10* / 44101-83E11* / 44102-83E10* / 4707991			417, 661
607-673	VOLVO	36000505* / 36000514*			808
607-674	FORD LCV, TRUCK	1434479* / 1434481*			297
607-675	CITROËN / CITROËN LCV / PEUGEOT / PEUGEOT LCV	3272.LT* / 3272.LW* / 3272.LX* / 3272.PZ* / 3272.WV* / 3273.LP* / 3273.LQ* / 3273.LR* / 3273.QK* / 3273.XP*			119-120, 127-130, 133-134, 157, 473-474, 483-485, 503, 507, 518
607-676	HONDA	44014-SKN-E00 / 44014-SKN-E01 / 44305-SKN-E00* / 44306-SKN-E00*			313
607-677	FORD EUROPE	1493007*	305023	24751	260, 278
607-678	HONDA	44014-SDC-A50 / 44014-SDC-A51 / 44014-SDE-T51 / 44014-SMT-G01 / 44305-SEA-N00* / 44306-SEA-N00*	305304		305, 312
607-679	HONDA	44014-S9A-010 / 44014-S9A-020 / 44014-S9E-T00 / 44014-SCA-E00 / 44014-SCA-E01 / 44305-S9A-N00* / 44305-SCA-G00* / 44306-S9A-N00* / 44306-SCA-G00*	304308	23671	313, 315

\* =OE Semiassa/ Driveshaft/ Trasmissione/ Achswelle/ Semieje  
# =OE Giunto senza KIT/ CVJ w/o KIT/ Joint sans Kit/ Gelenk Ohne Satz/ Junta sin Kit

CIFAM ref.	MARCA MAKE	ADATTABILE A OES ADAPTABLE FOR OES	ADATTABILE A ADAPTABLE FOR GKN/LÖBRO	ADATTABILE A ADAPTABLE FOR SPIDAN	PAGINA PAGE
607-680	HONDA	44014-SEF-E00 / 44014-SEF-E01 / 44014-SJH-E00 / 44014-SJH-E02 / 44305-SEF-E00* / 44306-SEF-E00*			305
607-681	HONDA	44014-SMG-E00 / 44014-SMG-E01			312
607-682	HONDA	44014-TF0-J00 / 44305-TF0-J00* / 44306-TF0-J00*			316
607-683	LAND ROVER	IED000061 / IED000062 / IED000071 / IED000072 / IED000510 / IED000540 / IED500020 / IED500021 / IED500022 / IED500030 / IED500031 / IED500032 / IED500110 / IED500120 / TFB000010#			353
607-684	HONDA	44010-S10-A60* / 44011-S10-A50* / 44014-S10-A00 / 44014-S10-A50 / 44014-S10-A51 / 44014-S10-A52 / 44014-S30-C61			313
607-685	HONDA	44014-S7A-950 / 44014-SX0-C10 / 44014-SX0-C11 / 44014-SX0-C50 / 44014-SX0-C60 / 44014-SX0-C61 / 44014-SX0-C62 / 44305-S1A-E21* / 44306-S1A-E21*			305
607-686	HONDA	44010-ST3-E00* / 44010-ST3-E50* / 44010-ST3-E59* / 44010-ST3-E70* / 44010-ST3-G01* / 44011-ST3-E50* / 44011-ST3-E70* / 44011-ST3-G50* / 44011-ST3-G70*			310
607-687	ALFA ROMEO / FIAT	46308551# / 46308706 / 51795511* / 71771179			24, 187-188, 198-199, 211
607-688	AUDI	8K0 407 305D# / 8K0 407 305F# / 8K0 498 099 / 8K0 498 099C / 8K0 498 099D	304954	24683	76-79, 89, 95
607-689	AUDI	8K0 407 305E# / 8K0 498 099A	304962	24691	77-79, 89-90
607-690	OPEL	13296185 / 1603452 / 374842	304863	24590	438, 446, 452-453
607-691	HONDA	44014-ST7-C01			315
607-692	NISSAN	39211-5M300#			392
607-693	OPEL	13296183 / 374646			429-430
607-694	NISSAN	39211-BM727#			391
607-695	AUDI / VOLKSWAGEN	4E0 407 305D# / 4E0 498 099A	304952	24681	85-88, 90, 745
607-696	LAND ROVER	LR003159			353
607-697	AUDI	8K0 407 305C# / 8K0 498 099B	304956	24685	76-79, 95
607-698	NISSAN / RENAULT	39100-JY04A* / 39100-JY04B* / 39101-JY04A* / 39101-JY04B* / 39211-JD72B# / 39211-JG72B# / 39211-JG74B#			405, 412-413, 535
607-699	HONDA	44014-ST7-C51 / 44014-ST7-C52	304310	23673	315
607-700	NISSAN	392115M300+abs oe 479700M000			392
607-701	LAND ROVER	TDB500110* / TDJ500030#			351-353
607-702	LAND ROVER	TDB500090* / TDJ500040#			351-354
607-703	CITROËN	3272.VR* / 3272.VT* / 3273.WG* / 3273.WL* / 3273.WR* / 3273.ZR* / 3275.38*			126-127, 133
607-704	CHEVROLET	13318008			109
607-705	MINI	31 60 7 585 381* / 31 60 7 585 382* / 31 60 7 596 059* / 31 60 7 596 060* / 31 60 7 609 211* / 31 60 7 609 212*			378-380
607-706	VOLVO	8251517* / 8601571* / 9463379*	303560	20431	794-795, 798-807
607-707	RENAULT	82 00 666 593* / 82 00 666 595*			530
607-708	AUDI / SEAT / SKODA / VOLKSWAGEN / VOLKSWAGEN LCV	5M0 498 099			59-60, 62-63, 607, 626, 644-645, 648-649, 680, 715, 717-718, 744, 762, 767, 775

607-709	MERCEDES BENZ	163 330 04 01* / 163 330 05 01*			370-371
607-710	ALFA ROMEO	46308677#			22
607-711	CITROËN / PEUGEOT	3272.QF* / 3272.TH* / 3272.WX* / 3273.QQ* / 3273.TT* / 3273.XR*			133-134, 474, 485-487, 503, 507
607-712	NISSAN LCV / OPEL LCV / RENAULT LCV, TRUCK	4416436*			413-414, 461, 584-585
607-713	NISSAN LCV / OPEL LCV / RENAULT LCV, TRUCK	4401720			413-414, 461-463, 584-585
607-714	NISSAN LCV / OPEL LCV / RENAULT LCV, TRUCK	4416436*			413-414, 461, 584-585
607-715	KIA	1K30A-25-40X* / 1K30A-25-60X*			330
607-716	KIA	KK389-25-40X* / KK389-25-60XA*			330
607-717	CITROËN LCV / FIAT LCV / PEUGEOT LCV	1349786080* / 1349789080* / 3272.PA* / 3272.PC* / 3273.PJ* / 3273.PK* / 46308369 / 46308483 / 71771174 / 71790991* / 71791000	304601	24285	167, 247-248, 513
607-718	CITROËN LCV / FIAT LCV / PEUGEOT LCV	1349787080* / 1349790080* / 1355333080* / 1355334080* / 1357488080* / 1607113380 / 3272.PE* / 3272.PF* / 3272.PQ* / 3272.SS* / 3273.PL* / 3273.PN* / 3273.PX* / 46308370 / 46308485 / 71771176 / 71790988 / 71790997 / 71791061 / 71791064 / 71793299	304600	24284	167, 248, 513-514
607-719	PEUGEOT	3272.GJ* / 3272.JP* / 3273.FC* / 3273.LJ*			502-503, 505
607-720	PEUGEOT	3272.XJ* / 3273.YC*			472
607-721	HYUNDAI	49507-29C00* / 49508-29C00*			321, 323
607-722	HYUNDAI	49500-0X600* / 49500-0X610*			322
607-723	OPEL / VAUXHALL (see OPEL)	4710021 / 4711022 / 93194659 / 93194660	304914	24643	417
607-724	OPEL / SUZUKI / VAUXHALL (see OPEL)	44101-51K00* / 44102-51K00* / 44116-51K00 / 4710013 / 4710017 / 93194650 / 93194655	305184	24935	417, 659
607-725	BMW	31 60 3 450 565* / 31 60 3 450 566* / 31 60 7 529 201* / 31 60 7 529 202*			104
607-726	CITROËN LCV / FIAT LCV / PEUGEOT LCV	1349785080* / 1349788080* / 3272.PG* / 3273.PP* / 46308371 / 46308484	304598	24282	167, 247-248, 513
607-727	DACIA / RENAULT	39100-1162R* / 39101-5061R* / 39101-9671R* / 82 00 725 503* / 82 00 725 504* / 82 00 725 510* / 82 00 725 511* / 82 00 930 507*			170, 530, 532, 557, 577
607-728	RENAULT	82 00 788 672* / 82 00 788 674*			532, 557, 577
607-729	CITROËN / PEUGEOT	3272.NR* / 3272.PR* / 3272.VP* / 3273.NR* / 3273.WA*			124, 127, 464, 473
607-731	RENAULT	82 00 363 697* / 82 00 363 698* / 82 00 433 371* / 82 00 470 134*			529, 544
607-732	ALFA ROMEO / FIAT / LANCIA	46308564 / 46308682 / 46308682# / 46308795# / 51812053* / 71771184#			22, 188, 341
607-733	OPEL LCV / RENAULT / RENAULT LCV, TRUCK	4417909* / 4417910* / 4417911* / 4418899* / 82 00 452 268* / 82 00 452 273* / 82 00 776 535* / 82 00 776 537*	305133	24874	464, 590
607-734	HYUNDAI	49507-25A00* / 49508-25A00*			320
607-735	HYUNDAI / KIA	49500-2B260* / 49500-2P100* / 49501-2P000*			324, 331
607-736	HYUNDAI	49500-2E800* / 49501-2E800*			325
607-737	OPEL	374871			444-445
607-738	FORD EUROPE / VOLVO	1437736* / 1446223* / 1446227* / 1459738* / 1460786* / 1483807* / 1483808* / 1667774* / 1667811* / 1667941* / 1667957* / 36000692* / 36001075* / 36001076* / 36001451* / 36001452*			280-281, 288, 292-293, 799, 803-804, 807-808
607-739	HYUNDAI	49500-25301* / 49500-25302* / 49500-25312*			320
607-740	CITROËN LCV / PEUGEOT LCV	1607735380* / 1608901980* / 3272.SL* / 3273.TC*			169, 508
607-741	CHRYSLER	04880212AF* / 04880213AE*			113-114
607-742	HYUNDAI	49500-17050* / 49501-17050*	305305	25082	323
607-764	CITROËN	3272.TC* / 3273.TR*			127

CIFAM ref.	MARCA MAKE	ADATTABILE A OES ADAPTABLE FOR OES	ADATTABILE A ADAPTABLE FOR GKN/LÖBRO	ADATTABILE A ADAPTABLE FOR SPIDAN	PAGINA PAGE
607-765	VOLVO	36001357* / 36001358*			793, 797
607-772	VOLVO	36000141* / 36000700*			793, 797
607-773	VOLVO	36000699* / 36000703*			793, 797
607-774	VOLVO	36000437* / 36000546* / 36000550* / 36000552* / 36000555* / 36000559* / 36000562* / 36001180* / 36001181* / 36001449* / 36001461* / 8603815* / 8603816*			793-795, 798
607-775	VOLVO	36000549* / 36000557* / 8603259* / 8603486*			798
607-776	FORD EUROPE	1475129* / 1475131* / 1505269* / 1505270* / 1525269* / 1525270* / 1548230* / 1551330*			261, 273, 276-278
607-777	FORD EUROPE	1456973* / 1548224* / 1548227* / 1551329* / 1551332* / 1685795* / 1685799*			260-261, 276, 278
607-778	TOYOTA	43410-05380* / 43420-05380*			662
617-001	VOLKSWAGEN LCV	211 501 331B# / 211 598 101 / 212 501 331# / 251 501 331# / 251 598 101	301137# / 301151# / 302255	22407 / 24915	778-780
617-002	FIAT / FIAT LCV / LANCIA / SEAT	42601388 / 42601388# / 42601892 / 42601892# / 4315132 / 4315132# / 82282139 / 82282139# / 9936769 / 9936769#	302241 / 304313 / 302251 / 301129# / 301127# / 301136# / 302252	21241 / 21311 / 21327	188-194, 218-221, 224-232, 236, 249, 336-339, 345-347, 629
617-002A	ALFA ROMEO	4315132# / 82282139# / 92601388# / 92601892# / 9936769#	302240	23522	5-8, 11-12
617-003	AUDI / SEAT / VOLKSWAGEN / VOLKSWAGEN LCV	171 407 331C# / 171 407 331E# / 171 407 331L# / 171 498 103B / 171 498 103D / 1H0 407 331# / 861 498 103A	301117# / 302215 / 302229	20286 / 22455	37, 609-611, 616-618, 679-680, 682-683, 687, 692-693, 700, 719-721, 745-747, 749, 751, 758, 760, 768-769, 773
617-004	AUDI / SEAT / VOLKSWAGEN / VOLKSWAGEN LCV	113 501 331 / 113 501 331# / 113 598 101 / 171 407 331F# / 171 407 331H# / 171 407 331K# / 171 498 103 / 171 498 103C / 321 407 331# / 321 407 331B# / 321 498 103 / 321 498 103A / 431 407 331E# / 807 407 331# / ZBA 407 331# / ZBC 407 331#	301116# / 302233 / 302232 / 302231 / 302230 / 301118# / 301106# / 302216	20266 / 22631 / 22405 / 20258 / 22486	26, 38-49, 51-53, 55-56, 91-93, 95, 610, 612, 618-619, 629-630, 675-676, 683-686, 688-689, 691-693, 695-696, 700-702, 719-723, 726, 729-735, 737, 749-752, 757-762, 769-770, 772
617-004A	AUDI	431 498 103	302217	20272	26-27, 41-42, 45, 47-48
617-005	FORD EUROPE	1493963 / 72GG4635BA	302238 / 301128#	20439 / 21561	261, 281-282, 291-292
617-006	OPEL	374099 / 374100 / 90142329 / 90199039	302253 / 302228 / 301124#	21457 / 21467	418-419, 441-443
617-007	FORD EUROPE / FORD LCV, TRUCK	6073690 / 6073691 / 77TT3K177EB	301100# / 302207	21752	262, 266-268, 289, 293-294
617-008	OPEL	374013 / 374027 / 90095159	301123# / 302227	21451	418-423, 432, 434, 439-443, 447
617-010	AUDI / SEAT / VOLKSWAGEN	191 407 331 / 191 407 331# / 191 407 331A# / 1H0 407 331B# / 1H0 407 331D# / 321 407 331D# / 321 498 103B / 811 498 103A / 893 498 103	302247 / 302249 / 301141# / 301140# / 302260	22632 / 20289 / 20438 / 22545	41-49, 51-57, 92, 731-733

<b>617-010A</b>	AUDI / SEAT / VOLKSWAGEN / VOLKSWAGEN LCV	191 498 104 / 191 498 104A / 321 498 103C / 357 498 104	302262	22498	58-59, 611-613, 618-620, 629-633, 679, 684-686, 689-692, 694-699, 701-704, 707, 722-723, 731, 733-737, 749-752, 761-762, 770-771, 774
<b>617-010B</b>	AUDI / SEAT / VOLKSWAGEN / VOLKSWAGEN LCV	191 498 103 / 191 498 103A / 191 498 103C / 321 498 103D / 357 498 103 / 357 498 103A / 357 498 103B	302257 / 302261	22497	51-53, 64-66, 68-69, 611-613, 618-620, 629-631, 679, 684-686, 689-692, 694-699, 701-704, 707, 722-723, 731-737, 749-752, 757, 761-762, 770-771, 774
<b>617-010C</b>	AUDI / SEAT / SKODA / VOLKSWAGEN	1K0 498 103 / 6X0 407 331# / 6X0 498 103			57, 60-62, 98, 606-609, 621-626, 633-634, 637-638, 643-649, 677-678, 680, 706-718, 724, 727-728, 742-744, 755-757, 762, 764-768, 774-776
<b>617-012</b>	AUDI	431 407 331H# / 443 498 103 / 811 407 331#	301134# / 301135# / 302246 / 302248	22487 / 22522	28, 51-53, 63-66, 68-69, 80-81
<b>617-014</b>	ALFA ROMEO / AUDI / VOLKSWAGEN / VOLKSWAGEN LCV	251 598 101A / 431 407 311G# / 431 407 331G# / 431 498 103C / 443 407 331D# / 443 498 103A	301160# / 302287 / 301162#	20273	13-14, 27-33, 35-37, 41-42, 48, 50-52, 54-56, 64-66, 79-82, 91-94, 96-98, 732, 738, 779-780
<b>617-014A</b>	ALFA ROMEO	46307223* / 46307457*	302282	23521	12
<b>617-015</b>	MOSKVICH	-			390
<b>617-016</b>	MERCEDES BENZ / MERCEDES BENZ LCV, TRUCK / OPEL	414204 / 638 334 17 34 / 90297728	301169# / 302297	20394 / 21490	371-372, 375-376, 445
<b>617-017</b>	ALFA ROMEO	700611#	302212 / 302281 / 302211 / 301159# / 301103#	20020 / 20021 / 20023	14-23
<b>617-018</b>	VOLVO	3202921	302214 / 301104#	20811	789
<b>617-019</b>	VOLKSWAGEN LCV	701 407 331A# / 701 498 103	301177# / 302305	20597	780-785
<b>617-020</b>	ALFA ROMEO / FIAT / FIAT LCV / LANCIA	46307103# / 60806930# / 60812691# / 7660834#	304313 / 304315 / 304317	23677	1-5, 8-10, 13, 22-23, 25, 184-187, 189-190, 199-206, 213-217, 223-224, 251, 253, 342-343
<b>617-021</b>	AIXAM	-			1
<b>617-022</b>	AUDI / SEAT / SKODA / VOLKSWAGEN	1J0 498 103 / 1K0 498 103B	302230 / 305021	24749	58, 606, 624-625, 632, 642-644, 676-677, 705-707, 710, 713, 715, 728

\* =OE Semiasse/ Driveshaft/ Trasmission/ Achswelle/ Semieje  
# =OE Giunto senza KIT/ CVJ w/o KIT/ Joint sans Kit/ Gelenk Ohne Satz/ Junta sin Kit



CIFAM ref.	MARCA MAKE	ADATTABILE A OES ADAPTABLE FOR OES	ADATTABILE A ADAPTABLE FOR GKN/LÖBRO	ADATTABILE A ADAPTABLE FOR SPIDAN	PAGINA PAGE
617-023	SEAT / VOLKSWAGEN	6N0 407 331# / 6N0 498 103	302229	22455	608-609, 747-748, 753
617-024	VOLKSWAGEN LCV	701 407 331B# / 701 498 103A	302374# / 302464	22902 / 24916	781-787
617-025	ALFA ROMEO	46307515#			13-14
617-026	OPEL	374091 / 7839614			447
617-027	FORD AUSTRALIA / MAZDA	95NX25500DC / 95NX25500DC*	302611# / 302652	24032	258-259, 357
617-028	LADA	-	302315	20819	333-335
617-029	DAEWOO	26010773			172-175
617-030	MERCEDES BENZ / MERCEDES BENZ LCV, TRUCK	638 334 23 34*	303540	21727	371-372, 375
617-031	VOLKSWAGEN LCV	7H0 407 271AH* / 7H0 498 103C	304843	24570	777, 788
655-001	VOLKSWAGEN LCV	251 501 203B / 251 501 203BX / 251 501 203D / 251 501 203DX / 251 501 203G	300669	22477	778-780
655-002	SEAT / SEAT LCV / VOLKSWAGEN / VOLKSWAGEN LCV	191 407 271A / 191 407 271B / 191 407 271C / 191 407 271L / 191 407 271P / 191 407 271Q / 191 407 271R / 6K0 407 271C	301537 / 301532	22466	610, 612, 619, 630-631, 634-635, 684-686, 688-689, 691-692, 721-723, 749-750, 773-775
655-003	SEAT / SEAT LCV / VOLKSWAGEN / VOLKSWAGEN LCV	191 407 272 / 191 407 272A / 191 407 272AA / 191 407 272AB / 191 407 272AC / 191 407 272AD / 191 407 272AE / 191 407 272BA / 191 407 272C / 191 407 272E / 191 407 272X / 191 407 274 / 191 407 274AX / 191 407 274BX / 191 407 274RX / 191 407 274X / 6K0 407 272H	301533 / 301535 / 301538 / 301547	23541 / 22467 / 22463	610, 612, 619, 630-631, 634-635, 683, 687-689, 692, 720-723, 749-750, 773-775
655-004	CITROËN / PEUGEOT	3272.50 / 3272.54 / 3272.8J / 95601868 / 95624994 / 95648547 / 96033355 / 96042941 / 96601868	301905 / 301925	20606	116, 464-465
655-005	CITROËN / PEUGEOT	3270.00 / 3273.5J / 3273.68 / 3273.C8 / 3273.E2 / 95601867 / 95601887 / 95624995 / 95648548 / 96033369 / 96042942	301906 / 301926	20607	116, 464-465
655-006	CITROËN / CITROËN LCV / PEUGEOT	3272.00 / 3272.20 / 3272.5K / 3272.76 / 3272.K2 / 3272.R5 / 3273.66 / 3273.67 / 95591073 / 955910737 / 95619481 / 95654730	301920	21615 / 21617	138, 158-159, 467-469
655-007	CITROËN / CITROËN LCV / PEUGEOT	3272.65 / 3273.55 / 3273.5R / 3273.64 / 3273.65 / 3273.89 / 3273.G2 / 3273.R6 / 3273.Y0 / 95591074 / 95619482 / 95654731	301789 / 301921	21616 / 21618	138, 158-159, 467-469
655-008	CITROËN	5508423			135
655-009	CITROËN	5480643			138
655-010	CITROËN	3272.18 / 3272.R7 / 3272.R8 / 95669013 / 96072988	301930	20653	150-151, 153
655-011	CITROËN	3273.87 / 3273.Y2 / 3273.Y3 / 95669014 / 96072989	301929	20654	150-151, 153
655-014	CITROËN / PEUGEOT	3272.1K / 3272.51 / 3272.9J / 95666908 / 95666940 / 96048666	301928 / 302912	20651 / 23346	116-117, 136-137, 465
655-015	CITROËN / PEUGEOT	3273.0K / 3273.5K / 3273.5L / 3273.63 / 3273.69 / 3273.C9 / 3273.E4 / 95666909 / 95666941 / 96048667	301927 / 302913	23347 / 20652	116-117, 136-137, 465
655-016	PEUGEOT	3274.92 / 3274.93	301785	21610	466-467
655-017	PEUGEOT	3272.15 / 3272.16 / 3272.19	301801	21638	467
655-018	PEUGEOT	3273.84 / 3273.85 / 3273.88	301802	21637	467
655-019	CITROËN LCV / PEUGEOT	3272.3K / 3272.R3 / 95644403 / 96021730	301803	21638	157-158, 468
655-020	CITROËN LCV / PEUGEOT	3273.5P / 3273.X8 / 95644404 / 96021731	301804	21637	157-158, 468
655-021	PEUGEOT	3272.01	301829	21665	467, 469, 475
655-022	PEUGEOT	3273.71 / 3273.J1	301830	21666	467, 469

<b>655-023</b>	CITROËN / PEUGEOT	3272.A8 / 3272.C0 / 3273.17 / 3273.18 / 3274.82 / 3274.83 / 95602238 / 95606796 / 96171858 / 96177248	301793 / 301791	21620	120-122, 151-152, 154-155, 475
<b>655-024</b>	CITROËN / PEUGEOT	3273.K4 / 3273.K5 / 3274.79 / 3274.80 / 96171861 / 96177247	301794 / 301792	21621	120-122, 151-152, 154-155, 475
<b>655-025</b>	PEUGEOT	3272.21 / 3273.48 / 3273.49	301795 / 301846	21627 / 21658	487
<b>655-026</b>	PEUGEOT	3273.51 / 3273.52 / 3273.90	301796 / 301845	21626 / 21657	487
<b>655-027</b>	PEUGEOT	3272.22 / 3273.29 / 3273.30 / 3273.54	301797 / 301799	21629 / 21631	487-488
<b>655-028</b>	PEUGEOT	3273.26 / 3273.27 / 3273.57 / 3273.58 / 3273.91 / 3273.H9	301798 / 301800	21628 / 21632	487-488
<b>655-029</b>	RENAULT	77 01 349 913 / 77 01 349 938 / 77 01 351 806 / 77 01 351 990	301889	22085	521
<b>655-030</b>	RENAULT	77 01 349 939 / 77 01 351 807	301888	22086	521
<b>655-033</b>	RENAULT	77 01 349 923 / 77 01 351 699 / 77 01 351 701 / 77 01 351 801	301887 / 301891	22084 / 22087 / 22088	521-522
<b>655-034</b>	RENAULT	77 01 349 914 / 77 01 351 695 / 77 01 351 697	301886 / 301890	22082 / 22083	521-522
<b>655-035</b>	RENAULT	77 01 349 689 / 77 01 349 734 / 77 01 351 124 / 77 01 351 125 / 77 01 352 020 / 77 01 352 024	301872 / 301874	22050 / 22056	529, 570-571
<b>655-036</b>	RENAULT / RENAULT LCV, TRUCK	77 01 349 727 / 77 01 349 848 / 77 01 351 162	301866	22042	577, 586
<b>655-037</b>	RENAULT / RENAULT LCV, TRUCK	77 01 349 726 / 77 01 349 847 / 77 01 351 160	301865	22043	577, 586
<b>655-038</b>	RENAULT / RENAULT LCV, TRUCK	77 01 349 741 / 77 01 349 742 / 77 01 349 803 / 77 01 349 945 / 77 01 351 195	301868 / 301870	22044 / 22046 / 22036	577-578, 586
<b>655-039</b>	RENAULT / RENAULT LCV, TRUCK	77 01 349 771 / 77 01 349 804 / 77 01 349 946 / 77 01 351 192 / 77 01 351 292 / 77 01 351 363 / 77 01 470 304 / 82 00 323 959	301867	22035 / 22045	577-578, 586
<b>655-040</b>	RENAULT	77 01 348 098 / 77 01 448 098 / 77 01 498 698	301849	22006	571-573
<b>655-041</b>	RENAULT	77 01 349 359 / 77 01 349 757 / 77 01 351 020 / 77 01 351 207 / 77 01 498 958	301862 / 301863	22031 / 22032	559-560, 572-573
<b>655-042</b>	RENAULT	77 01 349 660 / 77 01 498 957	301861	22033 / 22048	559-560, 572-573
<b>655-043</b>	RENAULT	77 01 349 692 / 77 01 351 127	301895	22067	560, 572
<b>655-044</b>	RENAULT	82 00 323 961	301894	22066	560, 572
<b>655-046</b>	RENAULT	77 01 348 160 / 77 01 348 256 / 77 01 498 797 / 77 01 498 799	301893 / 301855	22018 / 22022	560-561
<b>655-047</b>	RENAULT	77 01 348 968 / 77 01 498 923	301855		530, 560-561
<b>655-048</b>	RENAULT	77 01 349 879 / 77 01 351 483	301880	22071	562-564
<b>655-049</b>	RENAULT	77 01 349 691 / 77 01 349 873 / 77 01 351 126 / 77 01 351 478	301881	22070	562-564
<b>655-050</b>	RENAULT	77 01 349 839 / 77 01 349 921 / 77 01 351 264 / 77 01 352 025	301883	22074	565-570
<b>655-051</b>	RENAULT LCV, TRUCK	77 01 349 769 / 77 01 351 172 / 77 01 498 955	301859	22028	586-588
<b>655-052</b>	VOLKSWAGEN / VOLKSWAGEN LCV	171 407 271 / 171 407 271G / 171 407 271GX / 171 407 271R / 171 407 271RX / 171 407 271S / 171 407 271T	301519	22413	683-686, 719-720, 759-762, 772
<b>655-054</b>	RENAULT	77 01 349 785 / 77 01 351 266	301876	22064	565-569
<b>655-055</b>	RENAULT	77 01 349 786 / 77 01 351 267	301877	22063	565-569
<b>655-056</b>	RENAULT	77 00 110 484 / 77 11 135 243 / 82 00 231 953	301899 / 303228 / 304461 / 304466	24114 / 24119	578
<b>655-057</b>	RENAULT	77 01 351 989	301900	22090	578
<b>655-058</b>	PEUGEOT	3272.10 / 3272.11 / 3272.12	301900 / 301509 / 301838	21663 / 21642	476-477, 480-482, 489-494
<b>655-059</b>	PEUGEOT	3273.79 / 3273.81 / 3273.L4	301510 / 301837	21641 / 21664	476-477, 480-482, 489-494
<b>655-062</b>	PEUGEOT	3272.4R / 3272.75 / 3272.H8 / 3272.T2	301833 / 301834	21659	476
<b>655-063</b>	PEUGEOT	3273.G1 / 3273.Q2 / 3273.Z4	301833	21660	476
<b>655-064</b>	PEUGEOT	3272.83 / 3272.84			476

CIFAM ref.	MARCA MAKE	ADATTABILE A OES ADAPTABLE FOR OES	ADATTABILE A ADAPTABLE FOR GKN/LÖBRO	ADATTABILE A ADAPTABLE FOR SPIDAN	PAGINA PAGE
655-065	PEUGEOT	3273.G9 / 3273.H0 / 3273.Q3			476
655-066	PEUGEOT	3272.K4 / 3272.K5			476, 495, 497
655-067	PEUGEOT	3273.R5 / 3273.R8 / 3273.R9			476, 479, 495, 497
655-068	PEUGEOT	3272.77 / 3272.H7 / 3272.T3	301836	21661	476, 479
655-069	PEUGEOT	3273.G3 / 3273.Q1 / 3273.Z5	301835	21662	476, 479
655-070	PEUGEOT	3272.H6 / 3272.H9			476, 479
655-072	PEUGEOT	3272.K1 / 3272.W2			476, 479
655-074	RENAULT	77 01 349 880 / 77 01 349 881 / 77 01 351 484 / 77 01 351 486 / 77 01 351 572	301878 / 301882	22069 / 22072	562
655-075	RENAULT	77 01 349 874 / 77 01 349 972 / 77 01 351 479 / 77 01 351 480 / 77 01 351 571	301879	22068	562
655-076	RENAULT LCV, TRUCK	77 01 351 607 / 77 01 465 773	301885	22077	588-589
655-077	CITROËN	75525808 / 95582414			116, 134-136
655-078	CITROËN / PEUGEOT LCV	3272.A9 / 3272.C3 / 96167303 / 96171856	302876 / 303252 / 301936	21133 / 20663 / 20671	121-123, 145-150, 152-153, 517
655-079	CITROËN / PEUGEOT LCV	3273.K7 / 96167304 / 96171857	301935 / 302877 / 303249	21130 / 20672 / 20664	121-123, 145-150, 152-153, 155, 517
655-080	CITROËN	-	301925	20649	136-137
655-081	CITROËN	-	301926	20650	136-137
655-082	CITROËN LCV / FIAT LCV / PEUGEOT LCV	3272.48 / 3272.7N / 3274.77 / 95555116 / 9559529280 / 95606803 / 960741180 / 96074114 / 9617303280 / 96184031	301923 / 301924	21648	159-160, 238-239, 258, 515-516
655-083	CITROËN LCV / FIAT LCV / PEUGEOT LCV	3272.H2 / 3273.6R / 3273.6S / 3274.78 / 95555117 / 9559529480 / 95606804 / 9607411480 / 9617303380 / 96184035	303513 / 301923	21644	159, 238-239, 258, 515
655-084	CITROËN / CITROËN LCV / FIAT LCV / PEUGEOT LCV	1463105080 / 3272.6K / 3272.J0 / 3272.J3	303042 / 303044	20940 / 20942	161-164, 166, 240-243, 245-246, 508-512
655-085	CITROËN / CITROËN LCV / FIAT LCV / PEUGEOT LCV	1463106080 / 3273.5S / 3273.Q5 / 3273.Q8	303043 / 303045	20941 / 20943	161-164, 166, 240-243, 245-246, 508-512
655-086	CITROËN / CITROËN LCV / FIAT LCV / PEUGEOT LCV	1463107080 / 1491239080 / 3272.7K / 3272.J1 / 3272.J5	303048	20946	163-167, 243-245, 247, 510-513
655-087	CITROËN / CITROËN LCV / FIAT LCV / PEUGEOT LCV	1463108080 / 1491240080 / 3273.5T / 3273.Q6 / 3273.R0	303049	20947	163-167, 243-245, 247, 510-513
655-088	FORD EUROPE / FORD LCV, TRUCK	5022283 / 5022285 / 5022287 / 5026503 / 5026505 / 6779200 / 89FX3220CA / 89FX3220EA / 90FX3220BA / 90FX3220CA / 90FX3220EA / R89FX3220BA / R89FX3220CA / R89FX3220DA	301346 / 301334 / 301330	23710 / 23726	268-270, 294-295
655-089	FORD EUROPE / FORD LCV, TRUCK	5022284 / 5022286 / 5022288 / 5026502 / 5026504 / 6779184 / 87FX3219CA / 89FX3219BA / 90FX3219BA / 90FX3219CA / 90FX3219EA / R89FX3219BA / R89FX3219CA / R89FX3219DA	301329 / 301347	23728 / 23712	268-270, 294-295
655-090	FORD EUROPE	5024576	301358	23621	264-265
655-091	FORD EUROPE	5024570 / 90AX3219EA	301357	23609	264-265
655-092	MERCEDES BENZ	107 350 04 10 / 107 350 27 10 / 107 350 28 10 / 107 350 33 10 / 107 350 43 10	300745 / 300768	22702	366, 372-373
655-093	MERCEDES BENZ LCV, TRUCK	631 330 05 01 / 631 330 07 01 / 631 330 13 01	302865	22716	374
655-094	MERCEDES BENZ LCV, TRUCK	-	302865	22716	374
655-095	OPEL / OPEL LCV	374222	302385		433-435, 447, 457, 459
655-096	OPEL / OPEL LCV	374221	302386		433-435, 447, 457, 459

655-097	PEUGEOT	3274.63 / 3274.64	301919	21606	474
655-098	PEUGEOT	3274.96 / 3274.97	301786	21611	467
655-100	PEUGEOT	3272.44 / 3272.45	301832	21656	488
655-101	PEUGEOT	3272.02 / 3273.98 / 3273.C3 / 3273.C4	301831	21655	488
655-103	CITROËN / PEUGEOT	-	302916 / 301928	23350	137, 465-466
655-104	CITROËN / PEUGEOT	-	302917 / 301927	23351	137, 465-466
655-106	DACIA / RENAULT	77 01 348 085 / 77 01 348 086 / 77 01 498 699 / 77 01 498 786	301850	22007	170, 560
655-107	RENAULT	77 01 349 034 / 77 01 394 697 / 77 01 498 921	301857	22025	528-530, 561
655-108	RENAULT	77 01 349 026 / 77 01 351 428 / 77 01 498 918	301858		528-529
655-109	RENAULT	77 01 351 194 / 77 01 351 290	301870		578
655-110	RENAULT	77 01 349 740 / 77 01 351 193	301869	22047	578
655-111	RENAULT LCV, TRUCK	77 01 463 343 / 77 01 499 223	301873	22055	583
655-112	DACIA / RENAULT	60 01 542 122	301903 / 301850	22065	170, 560
655-115	RENAULT	77 01 352 471 / 77 01 352 595 / 77 01 352 596 / 77 01 468 836 / 77 01 468 839 / 77 01 469 374	303064 / 303068	20960 / 20964	544-555
655-116	RENAULT	77 01 352 473 / 77 01 352 597 / 77 01 468 840 / 77 01 468 843 / 77 01 469 375	303065 / 303069 / 303455	20961 / 20965	544-555
655-117	RENAULT	77 00 873 311	303080 / 302850 / 303076	20976	544-555
655-118	RENAULT	77 00 873 322 / 77 01 352 598	303457 / 303081 / 302849 / 303077	20973	544-555
655-119	SKODA	6U0 407 271F	301470		639
655-120	SKODA	6U0 407 272F	301469		639
655-121	SEAT / SEAT LCV / VOLKSWAGEN	191 407 271 / 191 407 271N / 191 407 271NV / 191 407 271NX / 191 407 272N / 1H0 407 271F / 1H0 407 271FX / 357 407 271D	301534 / 301548 / 301555	22462 / 23542	609-611, 616-618, 634, 683, 687, 693, 695-696, 701-702, 720-721, 733-734, 769-770
655-123	VOLKSWAGEN	357 407 271A / 357 407 271B / 357 407 271EX / 357 407 271G / 357 407 271GX / 357 407 271H / 357 407 271HX / 357 407 271P	301241 / 301721 / 301244 / 301245	23544	696-697, 703, 733-737, 770-771
655-124	VOLKSWAGEN	357 407 272 / 357 407 272B / 357 407 272F / 357 407 272FX / 357 407 272L / 357 407 272M / 357 407 272MV / 357 407 272MX	301242	23547	696-697, 703, 733-737, 770-771
655-126	SEAT / SEAT LCV	-			609-611, 616-618, 634
655-127	VOLKSWAGEN	6N0 407 271 / 6N0 407 271J / 6N0 407 271X / 871 407 271CX	303546 / 303547	21708	747-748, 752-753
655-128	VOLKSWAGEN	6N0 407 272 / 6N0 407 272X / 871 407 272EX / 871 407 272G	303546 / 303547	21709	747-748
655-129	CITROËN LCV / FIAT LCV / PEUGEOT LCV	3273.60 / 3273.62 / 3273.6R / 3273.C7 / 3273.H1 / 3273.N4 / 3274.78 / 95605804 / 96074111 / 96184033	301923	21647	159-160, 238, 515-516
655-130	CITROËN / PEUGEOT	3272.55 / 9566694077	302914 / 301932	20655 / 23348	116-117, 136-137, 465
655-131	CITROËN / PEUGEOT	3270000 / 3272.56 / 3273.E3 / 9566694187	301931 / 302915	20656 / 23349	116-117, 136-137, 465
655-132	CITROËN / CITROËN LCV / PEUGEOT LCV	3272.5L / 3272.Y6 / 3272.Y7 / 3272.Y8	302918	23352	118, 155, 516
655-133	CITROËN / CITROËN LCV / PEUGEOT LCV	3273.0W / 3273.0X	302919	23353	118, 155, 516
655-134	CITROËN / CITROËN LCV / PEUGEOT LCV	3272.Z2			118, 155, 516
655-135	CITROËN / CITROËN LCV / PEUGEOT LCV	-			118, 155, 516
655-136	CITROËN / PEUGEOT LCV	3272.1N / 3272.A4 / 3272.A6 / 3272.Y4 / 3273.K2 / 96091415 / 96171874 / 96173637	302440 / 303250	21131 / 20669	121-123, 145-155, 517
655-137	CITROËN / PEUGEOT LCV	3273.0S / 3273.K3 / 96031845 / 96091416 / 96171873 / 96171875 / 96173636	302441 / 302879 / 303251	21132 / 20674	121-123, 145-155, 517

\* =OE Semiassa/ Driveshaft/ Trasmissione/ Achswelle/ Semieje  
# =OE Giunto senza KIT/ CVJ w/o KIT/ Joint sans Kit/ Gelenk Ohne Satz/ Junta sin Kit

CIFAM ref.	MARCA MAKE	ADATTABILE A OES ADAPTABLE FOR OES	ADATTABILE A ADAPTABLE FOR GKN/LÖBRO	ADATTABILE A ADAPTABLE FOR SPIDAN	PAGINA PAGE
655-138	CITROËN / CITROËN LCV / FIAT / FIAT LCV / LANCIA / PEUGEOT / PEUGEOT LCV	3272.L9 / 3272.M0 / 9619947588	303054	20952	134, 168-169, 232-233, 254, 350, 505-506, 514
655-139	CITROËN / CITROËN LCV / FIAT / FIAT LCV / LANCIA / PEUGEOT / PEUGEOT LCV	3273.T3 / 3273.T4 / 9619947688	303055	20953	134, 168-169, 232-233, 254, 350, 505-506, 514
655-140	CITROËN / CITROËN LCV / FIAT / FIAT LCV / LANCIA / PEUGEOT / PEUGEOT LCV	3272.1L / 3272.L1 / 3272.P5	303056	20954	134-135, 168-169, 232-233, 254, 350, 505-506, 514
655-141	CITROËN / CITROËN LCV / FIAT / FIAT LCV / LANCIA / PEUGEOT / PEUGEOT LCV	3273.5X / 3273.V7 / 3273.W0	303057	20955	134-135, 168-169, 232-233, 254, 350, 505-506, 514
655-142	CITROËN / CITROËN LCV / FIAT / FIAT LCV / LANCIA / PEUGEOT / PEUGEOT LCV	3272.K8 / 3272.L0 / 9617408188	303058	20956	134-135, 160, 168, 233-234, 254-255, 351, 506-507, 514
655-143	CITROËN / CITROËN LCV / FIAT / FIAT LCV / LANCIA / PEUGEOT / PEUGEOT LCV	3273.S2 / 3273.S4 / 9617408288	303059	20957	134-135, 160, 168, 233-234, 254-255, 351, 506-507, 514
655-144	CITROËN / CITROËN LCV / FIAT / FIAT LCV / LANCIA / PEUGEOT / PEUGEOT LCV	3272.3L / 3272.K7 / 3272.V0 / 3272.V7 / 9626083988	303060	20958	134-135, 160, 168, 233-234, 254-255, 351, 506-507, 514-515
655-145	CITROËN / CITROËN LCV / FIAT / FIAT LCV / LANCIA / PEUGEOT / PEUGEOT LCV	3273.06 / 3273.15 / 3273.5Y / 3273.7E / 3273.S1 / 9626084088	303061	20959	134-135, 160, 168, 233-234, 254-255, 351, 506-507, 514-515
655-146	CITROËN / PEUGEOT	3272.G1 / 3272.X9	302928	21697	137, 465-466
655-147	CITROËN / PEUGEOT	3273.0L / 3273.N7	302929	23351 / 21698	137, 465-466
655-149	CITROËN	3273.P2 / 3273.P3 / 96164213 / 96164350	302883 / 302887	20660 / 20678	138-142
655-150	CITROËN	3272.Q0 / 3272.Q3 / 3272.Q4 / 3272.Q5 / 3272.Q6 / 3272.Q9	302880 / 302937	20629 / 20675	138-142
655-156	CITROËN	3272.2Z	303237	21115	145, 148
655-157	CITROËN	3273.2Y / 3273.2Z	303238	21116	145, 148
655-158	CITROËN LCV / FIAT LCV / PEUGEOT LCV	1495545080 / 1496136080 / 3272.J2 / 3272.V4 / 3272.V5	303050	20948	161-167, 240-246, 508-513
655-159	CITROËN LCV / FIAT LCV / PEUGEOT LCV	1495546080 / 1496137080 / 3273.10 / 3273.13 / 3273.Q7	303051	20949	161-167, 240-246, 508-513
655-160	CITROËN LCV / FIAT LCV / PEUGEOT LCV	1478551080 / 1487937088 / 3272.J7 / 3272.J8 / 3272.V3	303052	20950	161-167, 240-247, 508-512
655-161	CITROËN LCV / FIAT LCV / PEUGEOT LCV	1478552080 / 1487936088 / 3273.09 / 3273.5V / 3273.R2 / 3273.R3	303053	20951	161-167, 240-247, 508-512
655-162	FORD EUROPE	1059534 / R94FX3220BA	303545	21707	267-268, 283
655-164	PEUGEOT	3272.F6 / 3272.F8	301848	21671	478-479, 482, 495-498

655-165	PEUGEOT	3273.L7	301847	21672	478-479, 482, 495-498
655-166	PEUGEOT	3272.0F / 3272.0G / 3272.61 / 3272.E1	302428	21683	478-479, 482, 495-498
655-167	PEUGEOT	3272.L3 / 3273.1H / 3273.1J / 3273.C5 / 3273.E6 / 3273.E9 / 3273.K6	301841 / 302427	21670 / 21684	478-479, 482, 495-498
655-169	RENAULT / RENAULT LCV, TRUCK	-	303229 / 304465	24118	523, 525, 532-534, 580-582
655-171	VOLKSWAGEN	6E0 407 271G / 6E0 407 451BX / 6N0 407 271H / 6N0 407 451BX	304438	24091	726-727, 752-754
655-172	VOLKSWAGEN	6E0 407 272H / 6E0 407 452AX / 6N0 407 272J	301718 / 304439		726-727, 752-754
655-173	MERCEDES BENZ / MERCEDES BENZ LCV, TRUCK	638 334 17 34	302843	20163	371-372, 375-376
655-174	CITROËN / PEUGEOT	3273.A9 / 3273.C0 / 3273.H4 / 3273.H8 / 9614188180	302437		143-144, 504
655-175	CITROËN / PEUGEOT	3272.38 / 3272.39 / 3272.90 / 3272.J9 / 9614188080	302436		143-144, 504
655-176	CITROËN / PEUGEOT	3272.60 / 3273.A6 / 3273.C1 / 3273.C6 / 3273.H5 / 95643952 / 96145819	304320	20686	143-144, 504-505
655-177	CITROËN / PEUGEOT	3272.35 / 3272.40 / 3272.60 / 3272.87	304319	20685	143-144, 504-505
655-178	CITROËN	95563213			117, 136
655-179	LADA	2108-2215011	302436 / 301467	20815	333-335
655-180	LADA	2108-2215010	301468	20816	333-335
655-181	AUDI	895 407 271D / 8A0 407 271AE	300799 / 301258 / 301261	22538	43, 45, 47-51, 54-57, 91, 93
655-182	AUDI	811 407 271M / 895 407 272D / 8A0 407 272AE	301666 / 301285 / 301257 / 300800 / 301260	22537 / 22814 / 22485	43, 45, 47-51, 54-57, 91, 93
655-183	AUDI	895 407 271C	301247 / 301258 / 301561	22504 / 22538 / 22502	43-44, 46-47, 54
655-184	AUDI	895 407 272C	301560 / 300801 / 301248 / 301257	22505 / 22508	43-44, 46-47, 54
655-185	MERCEDES BENZ / MERCEDES BENZ LCV, TRUCK	638 334 23 34	303152	21011	371-372, 375
655-186	VOLKSWAGEN LCV	701 407 271B	301323	20592	780-786
655-187	VOLKSWAGEN	1H0 407 271A / 1H0 407 271AX	301241	23544	694-696, 698-699, 701-702, 704-705, 770
655-188	VOLKSWAGEN	1H0 407 272A / 1H0 407 272AX / 1H0 407 272M / 1H0 407 272MX	301722	22622	694-696, 698-699, 701-702, 704-705, 770
655-189	VOLKSWAGEN	191 407 272AK / 191 407 272J	301545	22468	685-686, 691
655-190	LANCIA	46307735			342-343
655-192	ALFA ROMEO	46307031 / 60583795	302388	23847	1-2
655-194	ALFA ROMEO	60562865	302392 / 302658	23851 / 21331	1-3, 5-7, 23, 25
655-196	OPEL LCV / RENAULT LCV, TRUCK	4409210 / 4414517 / 82 00 334 338 / 91166708 / 91168795 / 93852699	303495	21962	463, 589
655-197	AUDI / VOLKSWAGEN	8D0 407 271AP / 8D0 407 271DL / 8D0 407 451V / 8D0 407 451X	301218	22683	63, 65-66, 738
655-198	AUDI / VOLKSWAGEN	8D0 407 272AP / 8D0 407 272DL / 8D0 407 452V / 8D0 407 452X	301221	22682	63, 65-66, 738
655-199	AUDI / VOLKSWAGEN	8D0 407 271AQ / 8D0 407 451AV / 8D0 407 451AX	301219	22685	64-66, 738-739
655-200	AUDI / VOLKSWAGEN	8D0 407 272AQ / 8D0 407 452AV / 8D0 407 452AX	301222	22684	64-66, 738-739
655-201	AUDI / VOLKSWAGEN	8D0 407 271AN / 8D0 407 271DP / 8D0 407 451BV / 8D0 407 451BX / 8D0 407 451FX	300829 / 301220	22689 / 22827	67, 738
655-202	AUDI / VOLKSWAGEN	8D0 407 272AN / 8D0 407 272BJ / 8D0 407 272CL / 8D0 407 272DP / 8D0 407 452BV / 8D0 407 452BX	300832 / 301223	22688 / 22826	67, 738

\* =OE Semiasse/ Driveshaft/ Trasmissione/ Achswelle/ Semieje  
# =OE Giunto senza KIT/ CVJ w/o KIT/ Joint sans Kit/ Gelenk Ohne Satz/ Junta sin Kit

CIFAM ref.	MARCA MAKE	ADATTABILE A OES ADAPTABLE FOR OES	ADATTABILE A ADAPTABLE FOR GKN/LÖBRO	ADATTABILE A ADAPTABLE FOR SPIDAN	PAGINA PAGE
655-205	AUDI	4A0 407 451 / 4A0 407 452F	300819 / 301307	22589	34, 81
655-206	AUDI	4A0 407 452E	300820 / 301313	22590	34, 81
655-207	AUDI / SEAT / SKODA / VOLKSWAGEN	1J0 407 271AC / 1J0 407 271AH / 1J0 407 271AL / 1J0 407 271AM / 1J0 407 271F / 1J0 407 271Q	303155 / 303153	21014 / 21012	58, 624, 642-643, 676-677, 705-707
655-208	AUDI / SEAT / SKODA / VOLKSWAGEN	1J0 407 272AP / 1J0 407 272BL / 1J0 407 272F	303154 / 303156	21013 / 21015	58, 624, 642-643, 676-677, 705-707
655-211	AUDI / SEAT / SKODA / VOLKSWAGEN	1J0 407 272 / 1J0 407 272AT / 1J0 407 272JK	303162	21021	59, 624-625, 632-633, 643-644, 677-678, 706-709, 728-729, 736-737
655-212	BMW	33 21 1 227 172	300653		99-100
655-213	BMW	33 20 1 227 221 / 33 21 1 226 047 / 33 21 1 226 720	300681 / 300682	20541 / 21982	103
655-214	BMW	33 21 1 227 032 / 33 21 1 227 606	300624 / 300645	21998	99-100
655-215	MERCEDES BENZ	201 350 18 10	300689 / 300701	22704	366
655-216	BMW	33 20 1 229 141 / 33 20 1 229 374 / 33 21 1 229 420 / 33 21 1 229 432			103
655-217	CITROËN	3272.1F / 3272.6F	303241 / 303247	21122 / 21128	145, 148
655-218	CITROËN	3273.3Z / 3273.6H	303242 / 303248	21123 / 21129	145, 148
655-219	FIAT	7778448			184-185
655-220	FIAT	7765363			184-185
655-223	FIAT / LANCIA	7778166			186, 337-338
655-226	FIAT	46307110	302971	20341	186-187
655-231	FIAT / FIAT LCV	46477176 / 7668798	303652 / 304368	22842	189, 222, 256
655-232	FIAT / FIAT LCV	46476614 / 7699037	304369 / 303653	22843	189, 222, 256
655-233	FIAT / FIAT LCV	46476612 / 7721633	303654	22844	189, 222, 256
655-234	FIAT / FIAT LCV	46409864	303655	22845	189, 222, 256
655-235	FIAT / LANCIA	7739015	303656	22846	212-213, 347-348
655-236	FIAT / LANCIA	7739016	303657	22847	212-213, 347-348
655-237	FIAT / LANCIA	-			212-213, 347-348
655-238	FIAT / LANCIA	-	303659	22849	212-213, 347-348
655-239	FIAT	46307081	303711	22940	200, 203
655-240	FIAT	46307073			200, 203
655-241	FIAT / FIAT LCV	46307102	302974	20344	201, 203-204, 251
655-242	FIAT / FIAT LCV	46307101	302975	20345	201, 203-204, 251
655-243	FIAT / FIAT LCV / LANCIA	46307011	302391		189-190, 202, 204, 251, 340
655-244	FIAT / FIAT LCV / LANCIA	46307010 / 46307111	302389 / 302390 / 302392	23848 / 23849	189-190, 202, 204, 251, 340
655-245	FIAT / LANCIA	7740977			212-214, 348
655-246	FIAT / LANCIA	7794472			212-214, 348

655-249	FORD EUROPE	5024574 / 5024575 / 5026653 / 6596778 / 6596779 / 91AX3220DA / R92AX3220DA	301356 / 301360	23619	263-264, 290
655-250	FORD EUROPE	5024568 / 5024569 / 5026652 / 6596773 / 91AX3219DA / R92AX3219DA	301359 / 301355	23607	263-264, 290
655-251	FORD EUROPE / FORD LCV, TRUCK	R97FX3220BA			268-270, 294-295
655-252	FORD EUROPE / FORD LCV, TRUCK	R97FX3219BA			268-270, 294-295
655-255	FORD EUROPE	5029043 / 7024792 / 93BG3B437AE / R93BG3B437AE	302398	21511	283-286
655-256	FORD EUROPE	5029038 / 7024790 / 93BG3B436AE / R93BG3B436AE	302397	21512	283-286
655-257	FORD EUROPE	5029040 / 7024791 / 93BG3B437AAE / R93BG3B437AAE	302400	21521	283-286
655-258	FORD EUROPE	5029036 / 7024789 / 93BG3B436AAE / R93BG3B436AAE	302399	21518	283-286
655-259	FORD EUROPE	1008428 / 1023213 / R93BG3B437BD / R93BG3B437BE	302403	21513	284-286
655-260	FORD EUROPE	1008385 / 1023211 / 6757668 / 6757676 / R93BG3B436BE	302404	21514	284-286
655-261	FORD EUROPE	5029041 / 6757672 / 93BG3B437ABD / 93BG3B437ABE / R93BG3B437ABD / R93BG3B437ABE	302405	21523	284-286
655-262	FORD EUROPE	5029037 / 6757666 / 93BG3B436ABD / 93BG3B436ABE / R93BG3B436ABD / R93BG3B436ABE	302406	21520	284-286
655-263	FORD EUROPE / FORD LCV, TRUCK	-	303548	21710	270-271, 295
655-265	FORD EUROPE	1059533 / R94FX3219BA	303544	21706	267-268, 283
655-267	FORD EUROPE / SEAT / VOLKSWAGEN	7M0 407 272E / 7M3 407 272A / 95VW3B436BA / 95VW3B436FA	302831 / 302833 / 302835	20151 / 20153 / 20155	279-280, 605-606, 763-764
655-268	MERCEDES BENZ	-	303355	21192	370
655-271	OPEL	374145 / 374183 / 90348324 / 90350824	301706		423-424, 449-450
655-272	OPEL	374144 / 374184 / 90348325 / 90350907	301708		423-424, 449-450
655-273	OPEL	374183 / 374235 / 90350824 / 90511247 / 90511255	301709	21433	423-424, 430-431, 449-450
655-274	OPEL	374184 / 374236 / 90350907 / 90511248	301708	21434	423-424, 449-450
655-275	OPEL	374178 / 374188 / 374211 / 374229 / 90350905 / 90444327	301505 / 301506	21407	420-423, 448
655-276	OPEL	374178 / 374210 / 374230 / 90350865 / 90444328	301505 / 301506	21406	420-423, 448
655-279	OPEL / OPEL LCV	26029828 / 374222	302385	21471	433-435, 447, 457, 459
655-280	OPEL / OPEL LCV	26029827 / 374221	302386	21470	433-435, 447, 457, 459
655-283	PEUGEOT	3272.S5	302920	21689	498-499
655-284	PEUGEOT	-	302921 / 302925	21690 / 21694	498-500
655-285	PEUGEOT	3272.S2	302922	21691	498-499
655-286	PEUGEOT	3273.Y7 / 3273.Y9	302927 / 302923	21692	498-500
655-287	PEUGEOT	3272.S6	302922 / 302924	21693	499-500
655-288	PEUGEOT	3272.S3	302923 / 302926	21695	499-500
655-291	PEUGEOT	-	302922 / 303491	21958	500-501
655-292	PEUGEOT	3273.Z0	302923 / 303492	21959	500-501
655-297	RENAULT	77 01 352 134	302904	22133	536-537
655-298	RENAULT	77 01 352 141	302903	22132	536-537
655-299	RENAULT	77 11 130 027	302908	22137	536-537
655-300	RENAULT	77 11 130 028	302907	22136	536-537
655-301	RENAULT	77 01 352 386	302906	22135	535-537, 539
655-302	RENAULT	77 01 349 997 / 77 01 352 385	302905	22134	535-537, 539
655-303	RENAULT	77 01 349 994	302908		535-537, 539
655-304	RENAULT	77 01 349 998	302907		535-537, 539



CIFAM ref.	MARCA MAKE	ADATTABILE A OES ADAPTABLE FOR OES	ADATTABILE A ADAPTABLE FOR GKN/LÖBRO	ADATTABILE A ADAPTABLE FOR SPIDAN	PAGINA PAGE
655-305	RENAULT	77 01 349 992 / 77 01 352 130	302910	22146	537-538, 540
655-306	RENAULT	77 01 352 427	302899	22126	537-538, 540
655-307	RENAULT	77 01 352 129	302911	22147	537-538, 540
655-308	RENAULT	77 01 352 428	302898	22125	537-538, 540
655-311	RENAULT	77 01 349 955 / 77 01 351 948	302888	23338	573-574
655-312	RENAULT	77 01 349 959 / 77 01 351 960	302889	23339	573-574
655-313	RENAULT	77 01 470 173	303462	21571	529
655-314	RENAULT	77 01 470 175	303461	21570	529
655-315	RENAULT	77 01 352 415 / 77 01 469 845	303066		549, 551
655-316	RENAULT	77 01 352 422 / 77 01 469 847	303456		549, 551
655-317	RENAULT	-	303078		549, 551
655-318	RENAULT	-	303458		549, 551
655-319	RENAULT	77 01 470 701			538, 540
655-320	RENAULT	77 01 470 703			538, 540
655-323	RENAULT	-	303460	21569	529
655-324	RENAULT	82 00 029 470	303459	21568	529
655-327	ALFA ROMEO	60815369			2-3, 23, 25
655-328	ALFA ROMEO	46307144 / 46307301 / 46307304 / 46307316 / 46307342			8-9, 22
655-329	CITROËN	3272.2V / 3272.EJ	303581	21969	131
655-330	CITROËN	3273.8P / 3273.EJ	303580 / 303582	21968 / 21970	131
655-338	HONDA / ROVER	44305-SF0-030	304274	23358	312-314, 318, 592, 594
655-339	SEAT / VOLKSWAGEN / VOLKSWAGEN LCV	191 407 271H / 191 407 271HX / 191 407 271K / 191 407 271S / 191 407 271T	301717 / 301715	22495	612-613, 618-620, 629-631, 685-686, 690-691, 722-723, 761-762, 774
655-342	VOLVO	8602072	304282	23604	796-797
655-343	VOLVO	-	304283	23606	796-797
655-348	OPEL	90512386	304410 / 304411	24062	451-452
655-349	OPEL	90512983	304410 / 304411	24063	451-452
655-350	OPEL / OPEL LCV	374323 / 90538604 / 9117409	304420	24073	426, 454, 456
655-351	OPEL / OPEL LCV	374324 / 90538605 / 9117410	304421	24074	426, 454, 456
655-352	VOLKSWAGEN	1H0 407 271 / 1H0 407 271H / 1H0 407 271V / 1H0 407 271X	301551	22625	692-693, 700, 768-769
655-353	VOLKSWAGEN	1H0 407 272AC / 1H0 407 272AG / 1H0 407 274V / 1H0 407 274X	301553	22628	692, 700, 768-769
655-355	VOLKSWAGEN	1H0 407 272 / 1H0 407 272AD / 1H0 407 272Q / 1H0 407 272QV / 1H0 407 272QX / 1H0 407 272X / 357 407 272E	301552 / 301554 / 301549	22630 / 23543	692-693, 695-696, 700-702, 733-734, 768-769
655-357	VOLKSWAGEN	1H0 407 272AF / 1H0 407 272C / 1H0 407 272MV / 1H0 407 272S	301722		698-699, 704-705, 771

<b>655-358</b>	AUDI / SEAT / SKODA / VOLKSWAGEN	1J0 407 271AP / 1J0 407 271AQ / 1J0 407 271C / 1J0 407 271DL / 1J0 407 271FN / 1J0 407 271H / 1J0 407 451AX	303157 / 303161	21016 / 21020	59, 624-625, 632-633, 643, 677-678, 698-699, 704-709, 728-729, 736-737
<b>655-359</b>	VOLKSWAGEN LCV	701 407 271C	301322	20591	780-786
<b>655-360</b>	FORD EUROPE / SEAT / VOLKSWAGEN	7M0 407 271J / 7M0 407 271L	302834 / 302832 / 302830	20150 / 20152 / 20154	279-280, 605-606, 763-764
<b>655-361</b>	OPEL	374185 / 90350910	301710	21435	430-431, 449-450
<b>655-363</b>	HONDA / ROVER	44306-SB0-010 / 44306-SB0-020 / 44306-SB0-970 / 44306-SB0-971	304275	23359	312-314, 318, 592, 594
<b>655-372</b>	FORD EUROPE	3667428	304232	23298	273-274
<b>655-373</b>	FORD EUROPE	3667429	304233	23299	273-274
<b>655-374</b>	FORD EUROPE	3652047	304234	23300	274
<b>655-375</b>	FORD EUROPE	1141768 / 3652045	304235	23301	274
<b>655-376</b>	MERCEDES BENZ / MERCEDES BENZ LCV, TRUCK	-	302843		371-372, 375-376
<b>655-377</b>	MERCEDES BENZ / MERCEDES BENZ LCV, TRUCK	-	303152		371-372, 375
<b>655-378</b>	OPEL LCV / RENAULT LCV, TRUCK	4409208 / 4414516 / 82 00 069 146 / 82 00 169 291 / 91166707 / 91168794	303496	21963	463, 589
<b>655-379</b>	PEUGEOT	3272.6E / 3272.7E	303199 / 301199	21036	470
<b>655-380</b>	PEUGEOT	3273.3X / 3273.3Y	303200	21037	470-471
<b>655-381</b>	PEUGEOT	3272.3C / 3272.3L / 3272.4C	303202	21039	470
<b>655-382</b>	PEUGEOT	3273.3L / 3273.3M / 9630767280	303203	21040	470-471
<b>655-383</b>	PEUGEOT	3272.8E / 3272.9E	303204	21041	470-471
<b>655-385</b>	PEUGEOT	3272.5C / 3272.6C / 9630767880	303205	21042	470-471
<b>655-387</b>	PEUGEOT	3272.Y0 / 3272.Y1	303208		471
<b>655-388</b>	PEUGEOT	3273.0M	303209		471
<b>655-389</b>	PEUGEOT	3273.AQ	303208	21045	471
<b>655-390</b>	PEUGEOT	3273.0N / 3273.0P	303209	21046	471
<b>655-391</b>	PEUGEOT	3272.Y9	303216		471-472
<b>655-392</b>	PEUGEOT	3273.0Y / 3273.0Z	303217		471-472
<b>655-393</b>	PEUGEOT	3272.YE / 3272.Z0	303216	21049	471-472
<b>655-394</b>	PEUGEOT	-	303217	21050	471-472
<b>655-395</b>	RENAULT / RENAULT LCV, TRUCK	77 00 108 248	303228	21061	523-526, 532-534, 579-583
<b>655-396</b>	RENAULT / RENAULT LCV, TRUCK	77 01 352 775 / 77 01 352 777	304463 / 303229	21062 / 24116	523-526, 532-534, 579-583
<b>655-397</b>	RENAULT / RENAULT LCV, TRUCK	77 11 135 246	304462 / 303230 / 303233	21063 / 21066 / 24115	523-526, 532-534, 579-583
<b>655-398</b>	RENAULT / RENAULT LCV, TRUCK	77 01 352 774 / 77 01 352 776 / 77 01 470 721	303234 / 304302	21067 / 23665	523-526, 532-534, 579-583
<b>655-399</b>	RENAULT	-			525
<b>655-400</b>	RENAULT	-			525
<b>655-401</b>	RENAULT	77 01 352 771	303228		522
<b>655-402</b>	RENAULT	77 01 352 882	303229		522
<b>655-403</b>	RENAULT	77 00 110 484 / 77 00 111 364 / 77 01 352 881	303233		522

\* =OE Semiasse/ Driveshaft/ Trasmissione/ Achswelle/ Semieje  
# =OE Giunto senza KIT/ CVJ w/o KIT/ Joint sans Kit/ Gelenk Ohne Satz/ Junta sin Kit

CIFAM ref.	MARCA MAKE	ADATTABILE A OES ADAPTABLE FOR OES	ADATTABILE A ADAPTABLE FOR GKN/LÖBRO	ADATTABILE A ADAPTABLE FOR SPIDAN	PAGINA PAGE
655-404	RENAULT	77 00 110 482 / 77 00 111 365 / 77 00 111 385	303234		522
655-405	OPEL LCV / RENAULT LCV, TRUCK	77 00 102 979 / 77 11 135 278	303220		462-463, 584
655-406	OPEL LCV / RENAULT LCV, TRUCK	77 00 102 981 / 77 11 135 280	303221	21054	462-463, 584
655-407	OPEL LCV / RENAULT LCV, TRUCK	77 00 102 978 / 77 00 103 022	303218	21051	462-463, 584
655-408	OPEL LCV / RENAULT LCV, TRUCK	77 00 102 980 / 77 00 102 999	303219	21052	462-463, 584
655-409	OPEL LCV / RENAULT LCV, TRUCK	4401721 / 82 00 052 429 / 9109721	303220	21053	461, 463, 583-584
655-410	OPEL LCV / RENAULT LCV, TRUCK	82 00 052 427	303221		463, 584
655-411	OPEL LCV / RENAULT LCV, TRUCK	4401720 / 82 00 052 428 / 9109720	303218	21051	461, 463, 583-584
655-412	OPEL LCV / RENAULT LCV, TRUCK	77 00 102 980 / 82 00 169 281	303219		463, 584
655-413	RENAULT	82 00 031 137	303549	21711	535-536, 538-539
655-414	RENAULT	82 00 024 622	303550	21721 / 22326	535-536, 538-539
655-415	CITROËN / CITROËN LCV	3272.EN / 3272.EP / 3272.FW / 3272.FX	303463	22111	123-125, 160
655-416	CITROËN / CITROËN LCV	3273.EA / 3273.EN / 3273.EP / 3273.EY	303466 / 303464	22112 / 22114	123-125, 160
655-421	FIAT	46538020			206
655-422	ALFA ROMEO / FIAT	46307098			1, 205
655-423	ALFA ROMEO / FIAT	46307096			1, 205
655-424	FIAT / FIAT LCV	46307687	304370 / 304522	24175	215-217, 253
655-429	RENAULT	77 00 114 988 / 77 11 134 954 / 77 11 135 254 / 82 00 027 881	304959	24688	526
655-430	RENAULT	77 00 114 987 / 77 11 134 459 / 77 11 135 253 / 82 00 027 842	304960	24689	526
655-432	RENAULT / RENAULT LCV, TRUCK	77 00 106 018 / 77 01 471 155	303231 / 303234	21064	523, 525, 532-534, 580-582
655-433	SEAT	-	304438		608-609
655-434	SEAT	-	304439		608-609
655-435	SKODA	115 420 214 / 6U0 407 271A	301470	23150	639-642
655-436	SKODA	115 420 217 / 6U0 407 272A	301469	23151	639-642
655-441	SKODA	-			643-644
655-443	AUDI / VOLKSWAGEN	1J0 407 271CG / 1J0 407 271EP / 1J0 407 271ES / 1J0 407 271FD / 1J0 407 271GC / 1J0 407 271LM / 1J0 407 271LN	304351	23769	59, 678, 708
655-444	AUDI / VOLKSWAGEN	1J0 407 272BJ / 1J0 407 272BR / 1J0 407 272GC / 1J0 407 272GD / 1J0 407 272KT	303927	22267	59, 678, 708
655-459	VOLVO	8601100 / 9122567 / 9163589	301395		791-792, 794-795, 800-802, 804, 806
655-460	VOLVO	8601101 / 9122568 / 9163588	301396		791-792, 794-795, 800-802, 804, 806
655-461	VOLVO	91225672	301773		792-795, 800-802, 805-806
655-462	VOLVO	91225680	301774		792-795, 800-802, 805-806
655-463	VOLVO	8601102 / 8601462 / 9122919 / 9163581 / 9183785	301773 / 302955	20333	792-795, 800-802, 805-806

655-464	VOLVO	8601103 / 9122920 / 9163580	301774 / 302952	20330	792-795, 800-802, 805-806
655-466	MERCEDES BENZ	168 360 31 72 / 168 370 21 72	304378 / 305034	23796 / 24762	367
655-467	MERCEDES BENZ	168 360 33 72 / 168 370 22 72	304379	23797	367
655-472	VOLKSWAGEN	6X0 407 271K / 6X0 407 451AX / 6X0 407 451X	304441	24094	727, 753
655-474	VOLKSWAGEN	6X0 407 272E / 6X0 407 452X	304442	24095	727, 753
655-475	VOLKSWAGEN	6E0 407 271C / 6E0 407 451X			726
655-476	VOLKSWAGEN	6E0 407 272D / 6E0 407 452X	304357	23775	726
655-477	OPEL	374042 / 374046			433
655-478	OPEL	-			433
655-479	OPEL / OPEL LCV	-			435, 459
655-480	OPEL / OPEL LCV	-			435, 459
655-481	OPEL / OPEL LCV	26076859			436-437, 460
655-482	OPEL / OPEL LCV	26086195			436-437, 460
655-483	OPEL / OPEL LCV	24430493			435-437, 458, 460
655-484	OPEL / OPEL LCV	24430495			435-437, 458, 460
655-485	LANCIA	46307741			342-343
655-486	CITROËN / PEUGEOT	3272.8Q / 3272.9Q	303349	21343	137, 466
655-487	CITROËN / PEUGEOT	3273.7Q / 3273.7R	303350	21344	137, 466
655-488	CITROËN / PEUGEOT	3272.4Q / 3272.5Q	303347	21341	137, 466
655-489	CITROËN / PEUGEOT	3273.7K / 3273.7L	303348	21342	137, 466
655-492	CITROËN / PEUGEOT	3272.1Q / 3272.9P	303343	21337	136-137, 466
655-493	CITROËN / PEUGEOT	3273.7F / 3273.7G	303344	21338	136-137, 466
655-494	CITROËN / PEUGEOT	3272.2Q / 3272.3Q	303345	21339	136-137, 466
655-495	CITROËN / PEUGEOT	3273.7H / 3273.7J	303346	21340	136-137, 466
655-496	VOLVO	8601679*			797
655-497	VOLVO	8601678*			797
655-502	ALFA ROMEO	46307343			10
655-503	ALFA ROMEO / LANCIA	46307306			13, 341
655-504	ALFA ROMEO	46307345			8-9
655-505	ALFA ROMEO	46307473			2
655-506	ALFA ROMEO	46307474			2
655-507	ALFA ROMEO	46307346	303531	21577	8-9
655-516	CITROËN	3272.Q5 / 3272.Q6			139-142
655-519	CITROËN	3272.FP / 96171871	302878 / 303253	20673 / 21134	147, 152-153, 155
655-520	CITROËN	3272.2L / 3272.9G	303243	21124	145, 148
655-521	CITROËN	3273.4T / 3273.6G	303244	21125	145, 148
655-522	CITROËN / CITROËN LCV	3272.Z8			118-119, 156
655-523	CITROËN / CITROËN LCV	3273.6K		20670	118-119, 156
655-524	CITROËN / CITROËN LCV	3272.9L / 3272.Y3	301934	20661	118-119, 156
655-525	CITROËN / CITROËN LCV	3273.0R / 3273.6J	301933	20662	118-119, 156

CIFAM ref.	MARCA MAKE	ADATTABILE A OES ADAPTABLE FOR OES	ADATTABILE A ADAPTABLE FOR GKN/LÖBRO	ADATTABILE A ADAPTABLE FOR SPIDAN	PAGINA PAGE
655-526	DACIA	60 01 548 121			171
655-527	DACIA	60 01 548 120			171
655-528	DAEWOO / DAEWOO LCV	96257821			174, 176
655-529	DAEWOO / DAEWOO LCV	96257822			174, 176
655-530	CHEVROLET / DAEWOO / DAEWOO LCV	96257823			110, 174, 176
655-531	DAEWOO / DAEWOO LCV	96257824			174, 176
655-532	FIAT	46307112			184, 213-214
655-533	FIAT	46307149			184, 213-214
655-534	FIAT	46307131			184, 213-214
655-535	FIAT	7782545			184, 213-214
655-536	FIAT	46307466 / 46307565	304366	23784	215-216
655-537	FIAT	46307467 / 46307792 / 71787055	304367		215-216
655-538	FIAT / FIAT LCV	46307688	304371		215-217, 253
655-539	FORD EUROPE	R97FX3219CA			270
655-541	FORD EUROPE	R97FX3220CA	302873		270
655-543	FORD EUROPE	1334285	304531	24184	271-272, 279
655-544	FORD EUROPE	1334284			271-272, 279
655-545	FORD EUROPE	-			270-271
655-546	FORD EUROPE / SEAT / VOLKSWAGEN	-	303922	22253	280, 605-606, 763-764
655-547	FORD EUROPE / SEAT / VOLKSWAGEN	-	303592	20579	280, 605-606, 763-764
655-548	NISSAN	39101-4F401			397
655-549	NISSAN	39100-4F400			397
655-550	NISSAN	39101-4F100			397
655-551	NISSAN	39100-4F100			397
655-552	OPEL	-			433
655-553	OPEL	-			433
655-554	OPEL	374321	304414	24066	424-425
655-555	OPEL	374322 / 90538603 / 9117408	304415	24068	424-425
655-556	PEUGEOT	3272.09 / 3272.F5 / 3272.H3	301842	21669	479-480, 490-495
655-557	PEUGEOT	3273.78 / 3273.N2 / 3273.P7	301841	21670	479-480, 490-495
655-558	PEUGEOT	3272.0C / 3272.C2 / 3272.C9 / 3272.E5	302424	21679	476-477, 479-482, 489-495
655-560	PEUGEOT	3272.AA / 3272.AC	303214	21047	471
655-561	PEUGEOT	3273.4Y / 3273.4Z	303215	21048	471
655-562	PEUGEOT	3272.AE / 3272.AF	303206	21043	471
655-563	PEUGEOT	3273.AL / 3273.AN	303207	21044	471

655-564	PEUGEOT	-	302428	21683	478, 482
655-565	PEUGEOT	3273.77 / 3273.80 / 3273.L1 / 3273.L3 / 3273.L7	302423 / 302427	21680 / 21684	476-482, 489-495
655-569	RENAULT	77 00 100 065 / 77 00 101 680 / 77 01 352 488	303070	20966	574
655-570	RENAULT	77 00 100 067 / 77 00 101 678 / 77 00 106 556 / 77 01 352 489	303071	20967	574
655-571	RENAULT	77 00 100 066 / 77 00 101 681 / 77 00 106 561 / 77 01 352 618 / 77 01 469 962	303072	20968	574
655-572	RENAULT	77 00 100 068 / 77 00 101 679 / 77 00 106 559 / 77 01 352 619 / 77 01 469 965	303073	20969	574
655-573	RENAULT	77 00 100 069 / 77 01 352 907	303074	20970	574
655-574	RENAULT	77 01 352 622 / 77 01 469 966	303075	20971	574
655-579	RENAULT	77 01 352 731			551-552, 575
655-580	RENAULT	77 01 352 732			551-552, 575
655-585	RENAULT	77 00 112 149		22089	578-579
655-586	RENAULT	82 00 231 949		22090	578-579
655-587	RENAULT	77 01 352 318	304365	23783	578-579
655-588	RENAULT	77 01 352 319			578-579
655-589	RENAULT	77 01 354 993			536-537, 539
655-590	RENAULT	-	303624	22134	536-537, 539
655-591	RENAULT	77 00 111 916			545-546, 548-549, 551-552, 554, 575-576
655-592	RENAULT	77 00 111 914	303620	20977 / 22322 / 20965	545-546, 548-549, 551-552, 554, 575-576
655-593	RENAULT	82 00 087 857			545, 552, 554, 575
655-594	RENAULT	77 00 111 920 / 77 00 112 116 / 77 01 352 414 / 77 01 352 730 / 77 01 468 838 / 77 01 470 617 / 77 11 134 941 / 82 00 064 731 / 82 00 110 754	303623 / 303066 / 303078 / 303616	20962 / 20964 / 20974 / 22318 / 22325	545-549, 552-555, 575
655-595	RENAULT	77 00 111 918 / 77 01 352 421 / 77 01 352 729 / 77 01 468 842 / 77 01 470 616 / 77 11 135 206 / 82 00 173 584	303456	20963 / 20975 / 21565	545-549, 552-555, 575
655-596	RENAULT	82 00 087 859 / 82 00 095 539	303615	22317	545-547, 552-555, 575
655-597	RENAULT	-	303076	20972	544-545, 547-548, 550-553, 574
655-598	RENAULT	77 00 105 485 / 77 00 105 487 / 77 00 111 809 / 77 00 111 811 / 77 00 111 813 / 77 00 111 820 / 77 00 875 247	302849 / 303077 / 303457	21566	544-545, 547-548, 550-553, 574
655-599	RENAULT	77 00 111 079 / 77 01 352 471 / 82 00 090 175	303621 / 303064 / 303613	20960 / 22315 / 22323	544-545, 547-548, 550-553, 574-575
655-600	RENAULT	77 00 111 077 / 82 00 168 513 / 82 00 236 089	303622 / 303455 / 303065	21564 / 22324	544-545, 547-548, 550-553, 574-575, 578-579
655-602	RENAULT	82 00 087 856			575
655-603	AUDI / VOLKSWAGEN	8D0 407 271AH / 8D0 407 271DT	300834	22825	68-69, 739
655-604	AUDI / VOLKSWAGEN	8D0 407 272DT / 8D0 407 452EV	300835	22824	68-69, 739
655-605	VOLKSWAGEN LCV	701 407 271M / 701 407 451X	302376 / 302380 / 303166	20598 / 20600 / 21024 / 21025	781-787
655-606	VOLKSWAGEN LCV	701 407 271P	303164 / 302375	20599 / 21022	781-787
655-607	VOLKSWAGEN	-	304352	23770	708

\* =OE Semiassa/ Driveshaft/ Trasmissione/ Achswelle/ Semieje  
# =OE Giunto senza KIT/ CVJ w/o KIT/ Joint sans Kit/ Gelenk Ohne Satz/ Junta sin Kit

CIFAM ref.	MARCA MAKE	ADATTABILE A OES ADAPTABLE FOR OES	ADATTABILE A ADAPTABLE FOR GKN/LÖBRO	ADATTABILE A ADAPTABLE FOR SPIDAN	PAGINA PAGE
655-608	VOLKSWAGEN LCV	7D0 407 271A	304360	23778	787
655-609	AUDI / VOLKSWAGEN	8D0 407 271BQ / 8D0 407 271EB / 8D0 407 271EK / 8D0 407 451NX			67, 739-740
655-610	AUDI / VOLKSWAGEN	8D0 407 272BQ / 8D0 407 272EK / 8D0 407 452MX	300832 / 303925	22256 / 22826	67, 739-740
655-611	SEAT / SKODA / VOLKSWAGEN	6Q0 407 271AS / 6Q0 407 271AT / 6Q0 407 451DX / 6Q0 407 451EX	304443 / 305049	24096 / 24777	621-622, 636-638, 646-647, 754-756
655-612	AUDI / SEAT / SKODA / VOLKSWAGEN	6Q0 407 272BC / 6Q0 407 272BD / 6Q0 407 272BE / 6Q0 407 452EX / 6Q0 407 452FX / 6Q0 407 452GX / 8Z0 407 272AM / 8Z0 407 272AP	304444	24097	57, 621-622, 636-638, 646-647, 754-756
655-613	SEAT / SKODA / VOLKSWAGEN	6Q0 407 271BE / 6Q0 407 271BS / 6Q0 407 271DB / 6Q0 407 451FX	304445	24098	621, 636-638, 755-756
655-614	SEAT / SKODA / VOLKSWAGEN	6Q0 407 272BK / 6Q0 407 452HX	304446	24099	621, 636-637, 755-756
655-615	SEAT / VOLKSWAGEN / VOLKSWAGEN LCV	191 407 272AF / 191 407 272AG / 191 407 272BD / 191 407 272CV / 191 407 272CX / 191 407 272F / 191 407 272H / 191 407 274CX / 191 407 274DX	301718 / 301714	22437	612-613, 618-620, 629-631, 690, 722-723, 774
655-616	PEUGEOT	3273.23 / 3273.24	301790	21619	475
655-617	NISSAN	39101-70N00 / 39101-73J00 / 39101-73J05	301374	24411	400-401
655-618	NISSAN	39100-70N00 / 39100-73J00	301375	24410	400-401
655-619	NISSAN	39101-73J20	301376	24415	400-401
655-620	NISSAN	39100-73J20	301377	24414	400-401
655-621	OPEL	374077 / 7837456	301501 / 300656	21430	431-432
655-622	OPEL	374078 / 7837457	300657 / 301502	21431	431-432
655-623	OPEL	374178 / 90350865			420-423, 448
655-624	OPEL	374137 / 374188 / 90348317			420-423, 448
655-628	RENAULT	77 01 349 940 / 77 01 351 841 / 77 01 352 021	302435	22131	529, 570-571
655-629	SMART	0003234V010 / 0003234V011	304582	24262	650-651
655-630	SMART	0003233V011	304583	24263	650-651
655-631	FIAT / FIAT LCV	46801690			183, 257
655-632	FIAT / FIAT LCV	46801689			183, 257
655-633	FIAT / FIAT LCV	46307998			195, 236
655-634	FIAT / FIAT LCV	46308347			195, 236
655-635	FIAT / FIAT LCV	46307674			195-196, 236-237
655-636	FIAT / FIAT LCV	46307678			195-196, 236-237
655-637	DACIA	60 01 548 102 / 82 00 444 438	304507 / 304508	24160 / 24161	170-171
655-638	DACIA	60 01 548 103 / 82 00 484 373	304509 / 304510	24162 / 24163	170-171
655-639	CITROËN / CITROËN LCV / PEUGEOT LCV	3272.Z7			119, 157, 517
655-640	CITROËN / CITROËN LCV / PEUGEOT LCV	3273.9Z			119, 157, 517
655-641	CITROËN / CITROËN LCV / PEUGEOT LCV	3272.8S			119, 157, 517
655-642	CITROËN / CITROËN LCV / PEUGEOT LCV	3273.9Z			119, 157, 517

655-643	VOLKSWAGEN LCV	7H0 407 271AH			777, 788
655-645	ALFA ROMEO	46307653		23794	4
655-646	ALFA ROMEO	46307654			4
655-647	ALFA ROMEO	46307651	304376	23794	3-5
655-648	ALFA ROMEO	46307650	304377	23795	3-5
655-649	FIAT	46307506			207-208
655-650	FIAT	46307508			207-208
655-651	FIAT	46307864 / 46307910			223
655-652	FIAT	46307863 / 46307909			223
655-653	FIAT	46307666 / 46307900			223-224
655-654	FIAT	46307667 / 46307904			223-224
655-655	FIAT	46307851 / 46307852			223
655-656	FIAT	46307989 / 46308034 / 46308035			223
655-657	FIAT / FIAT LCV	46307368	304374	23792	222, 256
655-658	FIAT / FIAT LCV	46307369	304375	23793	222, 256
655-659	FIAT / FIAT LCV	46307428			222, 256
655-660	FIAT / FIAT LCV	46307429			222, 256
655-665	FIAT	46307642 / 46307785 / 46308158	304372	23790	215
655-666	FIAT	46307471 / 46307786 / 46308156	304373	23791	215
655-669	FIAT / FIAT LCV	46307360			201-204, 251
655-670	FIAT / FIAT LCV	46307351			201-204, 251
655-671	FIAT	46307408			186-187
655-672	FIAT / FIAT LCV / LANCIA	1481450080 / 1481452080	303679	22869	233, 255, 351
655-673	FIAT / FIAT LCV / LANCIA	1481449080 / 1481451080	303680	22680 / 22870	233, 255, 351
655-674	FIAT / LANCIA	46308079			199, 343
655-675	FIAT / LANCIA	40608080 / 46308080			199, 343
655-676	MERCEDES BENZ	124 350 29 10 / 124 350 30 10 / 129 350 40 10 / 134 350 88 10	300749 / 300690 / 300702	22695 / 22697 / 22710	370, 372, 374
655-682	AUDI	893 407 271P / 895 407 271 / 8A0 407 271AT	301263	22540	49-50, 52, 55, 91, 93-94
655-683	AUDI	893 407 272P / 895 407 272 / 8A0 407 272AT	301319	22636	49-50, 52, 55, 91, 93-94
655-684	AUDI	4A0 407 272AS / 4A0 407 272BD / 4A0 407 272CR / 4A0 407 272DF	300821 / 301217 / 301274 / 301277	22589	33-34, 79-80
655-685	AUDI	4A0 407 272BA / 4A0 407 272BH / 4A0 407 272DC / 4A0 407 272DE	301278 / 300822 / 301275	22448	34
655-686	AUDI	8A0 501 203E / 8A0 501 203J	301618 / 301617 / 301616	22749 / 22758 / 22761	51-53, 65-69
655-691	AUDI	4B0 407 271AP / 4B0 407 271F	303314 / 304861	21173	84
655-692	AUDI	4B0 407 272AP / 4B0 407 272F / 4B0 407 418E	303315	21174	84
655-693	AUDI / SEAT	8E0 407 271AT / 8E0 407 271S / 8E0 407 451GX / 8E0 407 451JX	304291 / 305070	23628 / 24798	69-76, 615
655-694	AUDI / SEAT	8E0 407 272AT / 8E0 407 272S / 8E0 407 452GX / 8E0 407 452JX	305079 / 304292	23629 / 24820	69-76, 615
655-695	AUDI	4B0 407 271C	303312	21171	83-85
655-696	AUDI	4B0 407 272C	303313	21172	83-85
655-697	BMW	33 21 1 229 587	300645	21998	100-103
655-698	BMW	33 21 1 229 588	304622	24306	100-103



CIFAM ref.	MARCA MAKE	ADATTABILE A OES ADAPTABLE FOR OES	ADATTABILE A ADAPTABLE FOR GKN/LÖBRO	ADATTABILE A ADAPTABLE FOR SPIDAN	PAGINA PAGE
655-699	BMW	33 21 1 227 912 / 33 21 1 229 235			100, 106
655-706	CITROËN	3272.EX / 9641777180	303469	22117	125-126
655-707	CITROËN	3273.EX / 9639508780	303470	22118	125-126
655-708	CITROËN	3272.7S / 3272.ES / 3272.ET / 9638226480	303467	22115	124-125
655-709	CITROËN	3273.ES / 3273.ET / 9638226380	303468	22116	124-125
655-710	FIAT	46308227			210
655-711	FIAT	46308229			210
655-712	FIAT	46308112 / 46308115			222
655-713	LANCIA	46548056			342
655-714	LANCIA	46548055 / 46548165			342
655-715	LANCIA	46307553			348
655-716	LANCIA	46307288 / 46307558			348
655-717	NISSAN	39101-70J00 / 39101-71N01	301391	24423	400
655-718	NISSAN	39101-70J10	301393		400
655-719	NISSAN	39100-71J10	301379 / 301394	24420 / 24426	400
655-720	OPEL	90512387	304409	24061	450-451
655-721	OPEL / OPEL LCV	374327 / 90539771 / 9117413	304418	24071	425, 454, 456
655-722	OPEL / OPEL LCV	374328 / 90539783 / 9117414	304419	24072	425, 454, 456
655-723	OPEL	374317			433
655-724	OPEL	374318			433
655-728	PEUGEOT	3272.5X / 3272.6X / 9636786780	303574	21733	482-483
655-729	PEUGEOT	3273.AH / 3273.AJ / 9636786880	303575	21734	482-483
655-730	PEUGEOT	3272.8W / 3272.9W	303570	21729	483-484
655-731	PEUGEOT	3273.AC / 3273.AE / 9637117880	303571	21730	483-484
655-732	PEUGEOT	3272.1X / 3272.2X / 9637117780	303572	21731	483-484
655-733	PEUGEOT	3272.8N / 3272.9N	303488	21955	498-499
655-734	PEUGEOT	3273.6T / 3273.6V	303489	21956	498-501
655-735	PEUGEOT	3272.1P / 3272.2P	303490	21957	500-501
655-736	PEUGEOT	3272.5P / 3272.6P	303493	21960	500-501
655-737	PEUGEOT	3273.6Y / 3273.6Z	303494	21961	500-501
655-739	RENAULT	77 00 112 688 / 77 00 115 005	303617	22319	575-576
655-740	RENAULT	77 00 112 689 / 77 00 115 958	303619	22321	575-576
655-741	SEAT / SKODA	6Q0 407 271J			622, 637
655-742	SEAT / SKODA	6Q0 407 272CL / 6Q0 407 272J			622, 637
655-743	SKODA / SKODA LCV	6Q0 407 272BH / 6Q0 407 272S			635-636, 649
655-747	SKODA / VOLKSWAGEN	-	303159	21018	643, 678, 706, 709
655-748	SKODA / VOLKSWAGEN	1J0 407 272CT	303160	21019	643, 678, 706, 709

655-749	VOLKSWAGEN LCV	701 407 271K	302378	20602	783-787
655-750	VOLKSWAGEN LCV	701 407 271G / 701 407 271L	301324 / 301325 / 302377	20594 / 20603 / 20593	783-787
655-751	VOLKSWAGEN	1H0 407 271N / 1H0 407 271P / 1H0 407 417 / 357 407 271Q	300838 / 301619	22931 / 22933	693-696, 698-699, 701-702, 704-705
655-752	VOLKSWAGEN	1H0 407 272N / 1H0 407 418	301620 / 301720 / 300839 / 301722	22930 / 22932	693-696, 698-699, 701-702, 704-705
655-755	VOLKSWAGEN LCV	-	303167	21025	783-788
655-757	VOLKSWAGEN LCV	701 407 271AC	302379 / 303165	20601 / 21023	783-788
655-758	SEAT / VOLKSWAGEN	1J0 407 272GE / 1J0 407 272JC			624, 705
655-759	AUDI / VOLKSWAGEN	1K0 407 271AT / 1K0 407 271CP / 1K0407451CX	304746		60, 711, 714, 767
655-760	AUDI / VOLKSWAGEN	1K0 407 272CC / 1K0 407 272FR / 1K0 407 272GK / 1K0 407 272GM	304750		60, 711, 714, 767
655-761	AUDI / VOLKSWAGEN	1K0 407 271BJ	304748		61, 712, 715, 743, 762, 768
655-762	AUDI / VOLKSWAGEN	1K0 407 272EN / 1K0 407 272NJ	304752		61, 712, 715, 743, 762, 768
655-763	AUDI / VOLKSWAGEN	1K0 407 271DJ	304749		60, 710, 714
655-764	AUDI / VOLKSWAGEN	1K0 407 272HK / 1K0 407 272JT	304753	24480	60, 710, 714
655-765	OPEL / OPEL LCV	26076879 / 26076883 / 374371 / 374373	304398 / 304400	24052 / 23999	435, 459
655-766	OPEL / OPEL LCV	26076878 / 26076882 / 374370 / 374372	304399 / 304401	24053 / 24000	435, 459
655-767	OPEL / OPEL LCV	26076892 / 374375	304402	24054	436-437, 460
655-768	OPEL / OPEL LCV	26092313 / 374413	304403	24055	436-437, 460
655-769	OPEL / OPEL LCV	26094867 / 374466	304404	24056	435-437, 458, 460
655-770	OPEL / OPEL LCV	26095017 / 374468	304405	24057	435-437, 458, 460
655-771	AUDI	4A0 407 271AS / 4A0 407 271CR	301306 / 301276 / 300809 / 301273		33-34, 79-80
655-773	FIAT	46308116			222
655-774	NISSAN	39100-71J00	300792 / 300793 / 301378 / 301392	24416 / 24424	400
655-775	OPEL	90511447			450-451
655-777	SKODA / SKODA LCV	6Q0 407 271BB / 6Q0 407 271BC / 6Q0 407 271S			635-636, 649
655-779	SEAT / VOLKSWAGEN	1J0 407 271JL			624, 705
655-780	DACIA	82 00 388 903			171
655-781	DACIA	82 00 388 900			171
655-782	NISSAN	39101-2F000 / 39101-2F001			401-402
655-783	NISSAN	39100-2F000			401-402
655-784	HONDA	44011-S04-951			311
655-785	HONDA	44010-S04-951			311
655-786	NISSAN LCV / RENAULT / RENAULT LCV, TRUCK	82 00 236 092 / 82 00 240 425	304689 / 304566	24246 / 24377	414-415, 523-526, 532-534, 578-583
655-787	NISSAN LCV / RENAULT / RENAULT LCV, TRUCK	82 00 240 430	304973		414-415, 523-526, 532-534, 580-583
655-788	HONDA	44011-SR3-020			309-310
655-789	HONDA	44010-SR3-020			309-310

CIFAM ref.	MARCA MAKE	ADATTABILE A OES ADAPTABLE FOR OES	ADATTABILE A ADAPTABLE FOR GKN/LÖBRO	ADATTABILE A ADAPTABLE FOR SPIDAN	PAGINA PAGE
655-790	FORD EUROPE	1S7W3B437DA / 2S7W3B437CA / 4106380 / 4372692 / 4398073			286-287
655-791	FORD EUROPE	1132508 / 1S7W3B436EB / 2S713B436BA / 4132634 / 4398072			286-287
655-792	DACIA	60 01 548 659 / 82 00 503 358	304511 / 304512	24164 / 24165	170
655-793	DACIA	60 01 548 661 / 82 00 503 359	304513 / 304514	24166 / 24167	170
655-796	PEUGEOT	3273.31 / 3273.Q0			476, 479
655-797	FIAT	51754514 / 55700560			197-198
655-798	FIAT	51754513 / 55700557			197-198
655-799	ALFA ROMEO / FIAT	55700562			24, 197
655-800	ALFA ROMEO / FIAT	55700559			24, 197
655-801	FIAT	51785204 / 51808107	304524	24177	198
655-802	FIAT	46308524 / 51785203	304525	24178	198
655-803	FIAT	51808106 / 55700561	304655	24343	198
655-804	FIAT	46308522 / 55700558	304656	24344	198
655-805	CITROËN / CITROËN LCV / PEUGEOT LCV	-			118-119, 150, 155-157, 516-517
655-806	CITROËN / CITROËN LCV / PEUGEOT LCV	3273.JY			118-119, 150, 155-157, 516-517
655-807	CITROËN	-			147
655-808	CITROËN	-			147
655-809	CITROËN	3272.FT / 3272.FV	304685	24373	129
655-810	CITROËN	3273.CY / 3273.CZ	304686	24374	129
655-811	CITROËN	3272.EX / 3272.EY			124-125
655-812	CHEVROLET / DAEWOO	96298502			110, 174
655-813	CHEVROLET / DAEWOO	96287813			110, 174
655-814	CHEVROLET / DAEWOO	96287814			110, 174
655-815	CITROËN LCV / FIAT LCV / PEUGEOT LCV	1491237080 / 1491239080 / 1495541080 / 3272.J1	303046	20944	163-167, 243-244, 247, 510-513
655-816	CITROËN LCV / FIAT LCV / PEUGEOT LCV	1491234080 / 1491238080 / 1495542080 / 3273.Q6	303047	20945	163-167, 243-244, 247, 510-513
655-817	FIAT	46307703			222
655-818	FIAT	46307707			222
655-819	FIAT LCV	46307691			257
655-820	FIAT LCV	46307805			257
655-821	FIAT	46308274			209-210
655-822	FIAT	46308008 / 46308259			209-210
655-823	FIAT	46308178 / 46308179			223-224
655-824	FIAT	46308066 / 46308180			223-224
655-825	FIAT / LANCIA	46308093 / 46308094 / 51753392			199-200, 349-350

655-826	FIAT / LANCIA	46308147			199-200, 349-350
655-827	FIAT	46307994 / 46308262 / 46308275			210
655-828	FIAT	46303261 / 46308218 / 46308221			210
655-829	FIAT	46307976 / 46308100			210
655-830	FIAT	46307975 / 46308106			210
655-831	CITROËN / FIAT / PEUGEOT	3272.GY / 3272.RL / 9645248880	305065	24793	132, 234, 507
655-832	CITROËN / FIAT / PEUGEOT	3273.GQ / 3273.TF / 9645248980	305064	24792	132, 234, 507
655-833	FIAT	46538019			206
655-834	FIAT	51787863			183
655-835	FIAT	51787861			183
655-836	FIAT / LANCIA	-			188, 224, 341
655-837	FIAT / LANCIA	-			188, 224, 341
655-838	FORD EUROPE	1142794 / 1359345 / 1468576 / 1506722 / 2S613B437AB / 2S613B437AC / 2S613B437AD	304537	24190	272, 279
655-839	FORD EUROPE	1142790 / 1359342 / 1468572 / 1506723 / 2S613B436AB / 2S613B436AC / 2S613B436AD / 2S613B436AE	304538	24191	272, 279
655-840	FORD LCV, TRUCK	1451466 / 2T143B437CD			296
655-841	FORD LCV, TRUCK	1501261 / 2T143B436CC			296
655-842	FORD LCV, TRUCK	2T143B436CE / 6087660			296
655-843	FORD LCV, TRUCK	2T143B437FC	305037	24765	296
655-844	LANCIA	-			350
655-845	LANCIA	-			350
655-846	FIAT / LANCIA	-			199, 343
655-847	FIAT / LANCIA	-			199, 343
655-848	OPEL / OPEL LCV	-			437, 458
655-849	OPEL / OPEL LCV	-			437, 458
655-850	NISSAN LCV / OPEL LCV / RENAULT LCV, TRUCK	82 00 169 164 / 82 00 485 590 / 93850891			415, 464, 590
655-851	NISSAN LCV / OPEL LCV / RENAULT LCV, TRUCK	82 00 169 163 / 93850890			415, 464, 590
655-852	OPEL	13136379 / 374545	304426	24079	426-428, 455
655-853	OPEL	24462241 / 374548	304427	24080	426-428, 455
655-854	OPEL	13191326 / 374601			427
655-855	OPEL	13136382 / 374547	304428	24081	427-428, 455
655-856	OPEL	13191328 / 374591	304429	24082	428, 455
655-857	CITROËN / PEUGEOT / TOYOTA	3272.JZ / 43420-0H020	304786	24513	123, 466, 662
655-858	CITROËN / PEUGEOT / TOYOTA	3273.JS / 43410-0H020	304787	24514	123, 466, 662
655-859	RENAULT	82 00 264 667 / 82 00 379 236 / 82 00 432 514 / 82 00 432 515 / 82 00 511 122 / 82 00 626 043	304725 / 304899	24453 / 24628	555-556
655-860	RENAULT	82 00 264 668 / 82 00 379 235 / 82 00 626 038	304856	24583	555-556
655-861	NISSAN LCV / OPEL LCV / RENAULT LCV, TRUCK	82 00 178 624 / 82 00 485 578	303505	21551	413-414, 462, 584-585
655-862	NISSAN LCV / OPEL LCV / RENAULT LCV, TRUCK	82 00 169 288	303506	21552	413-414, 462, 584-585
655-863	RENAULT	82 00 014 111	303629	22331	541-543
655-864	RENAULT	82 00 035 673	303631	22333	541-543
655-865	NISSAN LCV / RENAULT / RENAULT LCV, TRUCK	-			415, 524, 534, 581

CIFAM ref.	MARCA MAKE	ADATTABILE A OES ADAPTABLE FOR OES	ADATTABILE A ADAPTABLE FOR GKN/LÖBRO	ADATTABILE A ADAPTABLE FOR SPIDAN	PAGINA PAGE
655-866	NISSAN LCV / RENAULT / RENAULT LCV, TRUCK	82 00 236 116	304972	24700	415, 524, 534, 581
655-867	NISSAN LCV / OPEL LCV / RENAULT LCV, TRUCK	77 11 135 530 / 82 00 052 421	303497	21055	413, 461, 583
655-868	NISSAN LCV / OPEL LCV / RENAULT LCV, TRUCK	77 01 473 010 / 82 00 052 420	303499	21057	413, 461, 583
655-869	NISSAN LCV / OPEL LCV / RENAULT LCV, TRUCK	77 11 135 532 / 82 00 169 273	303498	21056	413, 461, 583
655-870	NISSAN LCV / OPEL LCV / RENAULT LCV, TRUCK	77 01 473 013 / 82 00 169 272	303500	21058	413, 461, 583
655-871	RENAULT	82 00 079 913	303625	22327	541-543
655-872	RENAULT	82 00 079 912	303626	22328	541
655-873	RENAULT	82 00 169 176 / 82 00 387 466			541-543
655-874	SEAT	6Q0 407 271CE			622
655-875	SEAT / VOLKSWAGEN	6Q0 407 271DJ	304619	24303	621, 755
655-876	SEAT / VOLKSWAGEN	6Q0 407 272DM	304826	24553	621, 755
655-877	AUDI / VOLKSWAGEN	1K0 407 271DH	304761	24488	60, 711, 714
655-878	AUDI / VOLKSWAGEN	1K0 407 272HB			60, 711, 714
655-879	VOLKSWAGEN	-			681
655-880	VOLKSWAGEN	-			681
655-881	VOLKSWAGEN	1K0 407 271AP	304755	24482	710, 713
655-882	VOLKSWAGEN	1K0 407 272DM	304425	24078	710, 713
655-883	VOLKSWAGEN LCV	2K0 407 271E			776
655-884	VOLKSWAGEN LCV	2K0 407 272E			776
655-885	FORD EUROPE / VOLVO	3M513B436BAE			272-277, 797
655-886	FORD EUROPE / VOLVO	-			272-273, 275, 277, 797
655-887	HYUNDAI	49507-02A10			320-321
655-888	HYUNDAI	49508-02A10			320-321
655-889	HYUNDAI	49507-02A00			320-321
655-890	HYUNDAI	49508-02A00			320-321
655-891	OPEL	13124676 / 374544	304425	24078	428
655-892	TOYOTA	43420-0D170 / 43420-52180			674
655-893	TOYOTA	43410-0D170 / 43410-52180			674
655-894	TOYOTA	43420-0D180			675
655-895	TOYOTA	43410-0D180			675
655-896	RENAULT	82 00 264 665 / 82 00 613 827	304339	23740	556
655-897	RENAULT	82 00 472 158	304719	24447	556
655-898	AUDI	8Z0 407 271AR			58
655-899	AUDI	8Z0 407 272AR			58
655-900	AUDI	8Z0 407 271AL / 8Z0 407 271AN / 8Z0 407 271AP			58
655-901	AUDI	8Z0 407 272AC			58
655-902	AUDI	8Z0 407 271AM / 8Z0 407 271AQ			57

655-903	RENAULT	82 00 356 803 / 82 00 388 506 / 82 00 511 116			556
655-904	DACIA / RENAULT	82 00 440 187 / 82 00 499 585			170-171, 527, 558-559
655-905	DACIA / RENAULT	82 00 330 413	304716	24444	556
655-906	RENAULT	82 00 310 122 / 82 00 376 094	304895	24624	576
655-907	FORD EUROPE / VOLVO	3M513B437BAE			272-277, 797
655-908	RENAULT	82 00 499 586	304710	24398	170-171, 527, 558-559
655-909	RENAULT	82 00 327 707 / 82 00 376 095	304778	24505	576
655-910	ALFA ROMEO	46308023 / 46308071	303532	21578	3-5, 22
655-911	ALFA ROMEO	46308024 / 46308072	303533	21579	3-5, 22
655-912	FORD EUROPE / VOLVO	-			272-273, 275, 277, 797
655-913	OPEL	13124675 / 374543	304424	24077	428
655-914	BMW	33 21 1 229 495 / 33 21 1 229 497 / 33 21 1 229 591 / 33 21 1 229 707 / 33 21 7 518 431	304740	24467	100-103, 106
655-915	BMW	33 21 1 229 496 / 33 21 1 229 498 / 33 21 1 229 592 / 33 21 1 229 708 / 33 21 7 518 432	304682	24370	100-103, 106
655-916	BMW	31 60 7 524 045 / 31 60 7 529 201			104
655-917	BMW	31 60 7 524 046 / 31 60 7 529 202			104
655-918	RENAULT / RENAULT LCV, TRUCK	82 00 045 471 / 82 00 144 781 / 82 00 331 639	304005	21599	534, 582
655-919	RENAULT / RENAULT LCV, TRUCK	82 00 144 764 / 82 00 144 765	304004	21598	534, 582
655-920	CITROËN / PEUGEOT / TOYOTA	3272.JY / 43420-0H010	304784	24511	123, 466, 662
655-921	CITROËN / PEUGEOT / TOYOTA	3273.JR / 43410-0H010	304785	24512	123, 466, 662
655-922	FIAT / FIAT LCV	-			216, 253
655-923	FIAT / FIAT LCV	-			216, 253
655-924	BMW	31 60 7 505 003 / 31 60 7 505 005	304495	24148	105-106
655-925	BMW	31 60 7 505 004 / 31 60 7 505 006	304496	24149	105-106
655-926	FIAT	-			194-195
655-927	FIAT	-			194-195
655-934	ALFA ROMEO / LANCIA	-			9, 342
655-935	ALFA ROMEO / LANCIA	-			9, 342
655-938	AUDI	8Z0 407 271AK			57
655-939	AUDI	8Z0 407 272AL			57
655-940	AUDI	8E0 407 271BE / 8E0 407 271T / 8E0 407 451HX	304617	24301 / 24800 / 24814	69-72
655-941	AUDI	8E0 407 271AA			70, 72
655-942	AUDI	8E0 407 272AA		24823	70, 72
655-943	AUDI	4B0 407 271AS / 4B0 407 271BB	304844	24571	84
655-944	MINI	31 60 7 518 237	304212	23277	377
655-945	MINI	31 60 7 518 238	304213	23278	377
655-951	CITROËN	3272.JA / 3272.JC / 9650624280	304541	24194	124-125
655-952	CITROËN	3273.HS / 3273.HT / 9650624180	304542	24195	124-125
655-953	DAEWOO	96298502			174
655-954	FIAT LCV	46307796			236
655-955	FIAT LCV	46307797			236

CIFAM ref.	MARCA MAKE	ADATTABILE A OES ADAPTABLE FOR OES	ADATTABILE A ADAPTABLE FOR GKN/LÖBRO	ADATTABILE A ADAPTABLE FOR SPIDAN	PAGINA PAGE
655-956	FIAT / FIAT LCV / LANCIA	1481452080	303681	22871	233, 255, 351
655-957	FIAT / FIAT LCV / LANCIA	1481451080	303682	22872	233, 255, 351
655-962	FIAT	-			217
655-963	FIAT	-			217
655-964	FIAT	1497187088			255
655-965	FIAT / FIAT LCV	1497188088 / 71792564			255
655-970	FORD EUROPE / FORD LCV, TRUCK	1059528 / R97FX-3220-DA			270-271, 295
655-971	FORD EUROPE / FORD LCV, TRUCK	1059520 / R97FX-3219-DA			270-271, 295
655-972	FORD LCV, TRUCK	1417762			296
655-973	FORD LCV, TRUCK	4615961			296
655-974	FORD EUROPE	4187268	304236	23302	274
655-975	FORD EUROPE	4166907	304237	23303	274
655-976	FORD LCV, TRUCK	1C153B437CG / 4602016			297
655-977	FORD LCV, TRUCK	1C153B436CG			297
655-978	FORD LCV, TRUCK	1C153B437CG			296
655-979	FORD LCV, TRUCK	1C153B436CG			296
655-980	FORD LCV, TRUCK	1C153B437CF		24065	296
655-981	FORD LCV, TRUCK	1C153B436CE / 1C153B436CF			296
655-982	FIAT / LANCIA	51813089			200, 343
655-983	FIAT / LANCIA	51813090			200, 343
655-988	MERCEDES BENZ	168 360 31 72	304378	23796	367
655-989	MERCEDES BENZ	168 360 33 72	304379	23797	367
655-990	MERCEDES BENZ	169 360 11 72			368-369
655-991	MERCEDES BENZ	169 360 12 72			368-369
655-996	MERCEDES BENZ	169 360 71 72			368-369
655-997	MERCEDES BENZ	169 360 52 72			368-369
655-1013	OPEL	374791	305054	24782	437-438
655-1014	OPEL	374790	305053	24781	437-438
655-1017	OPEL	26119530 / 374633	305052	24780	437
655-1018	OPEL	26119529 / 374632	305057	24785	437
655-1019	OPEL	13150502 / 374792	305055	24783	438
655-1020	OPEL	13150503 / 374793	305056	24784	438
655-1021	PEUGEOT	-			471-472
655-1022	PEUGEOT	-			471-472
655-1023	PEUGEOT	3272.GL / 3272.GN			502
655-1024	PEUGEOT	3273.GC / 3273.GE			502
655-1025	PEUGEOT	3272.CS / 3272.CT			470

<b>655-1026</b>	PEUGEOT	3273.CS / 3273.CT			470
<b>655-1027</b>	OPEL LCV / RENAULT LCV, TRUCK	4401946 / 77 11 135 531 / 82 00 169 279 / 9109946	303501	21059	461, 583
<b>655-1028</b>	OPEL LCV / RENAULT LCV, TRUCK	4502441 / 77 01 473 014 / 82 00 026 791 / 82 00 169 277 / 9198695	303502	21060	461, 583
<b>655-1029</b>	OPEL LCV / RENAULT LCV, TRUCK	4415628 / 82 00 299 844 / 82 00 477 656	303507	21553	463, 585
<b>655-1030</b>	OPEL LCV / RENAULT LCV, TRUCK	4415354 / 82 00 164 149 / 82 00 477 655	303508	21554	463, 585
<b>655-1031</b>	RENAULT	82 00 014 107 / 82 00 232 886	304562	24242	541-542
<b>655-1032</b>	RENAULT	82 00 030 619 / 82 00 107 530 / 82 00 232 883	304563	24243	541-542
<b>655-1035</b>	RENAULT	82 00 065 334	304301	23664	524, 534
<b>655-1036</b>	RENAULT	82 00 114 426	304303	23666	524, 534
<b>655-1037</b>	NISSAN LCV / OPEL LCV / RENAULT LCV, TRUCK	39101-00Q2E / 4417083 / 82 00 414 939	305191	24942	414, 461, 584-585
<b>655-1038</b>	RENAULT	82 00 535 798 / 82 00 535 799 / 82 00 543 868	305186	24937	527, 533, 581
<b>655-1039</b>	RENAULT	82 00 535 800 / 82 00 535 802	305187	24938	527, 533, 581
<b>655-1040</b>	RENAULT	82 00 341 698	304712	24400	526, 558
<b>655-1041</b>	RENAULT	82 00 378 880	304724	24452	526, 558
<b>655-1044</b>	LAND ROVER	TDB104020			352-353
<b>655-1045</b>	LAND ROVER	TDB104030			352-353
<b>655-1046</b>	LAND ROVER	TDB104980			352-353
<b>655-1047</b>	LAND ROVER	TDB104990			352-353
<b>655-1048</b>	LAND ROVER	TDB000360 / TDB103520			352
<b>655-1049</b>	LAND ROVER	TDB000070			352-353
<b>655-1050</b>	TOYOTA	43420-52120			673-674
<b>655-1051</b>	TOYOTA	43410-52120			673-674
<b>655-1052</b>	TOYOTA	43420-0D020			673-674
<b>655-1053</b>	TOYOTA	43420-52070			674
<b>655-1054</b>	TOYOTA	43410-52070			674
<b>655-1064</b>	AUDI / VOLKSWAGEN	1K0 407 272CR	304767	24494	61-62, 711-712
<b>655-1067</b>	NISSAN LCV / OPEL LCV / RENAULT LCV, TRUCK	39101-00Q0D / 4417084 / 82 00 414 937	304845		414, 461, 584-585
<b>655-1068</b>	TOYOTA	43410-0D020			673-674
<b>621-001</b>	TOYOTA	43470-09L30			675
<b>621-002</b>	TOYOTA	43460-09M60			675