



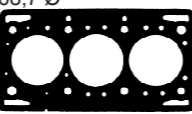












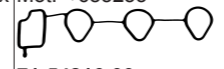

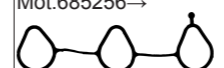




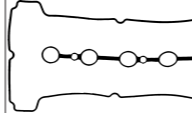
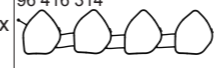
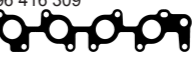

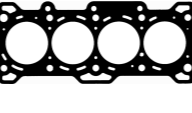

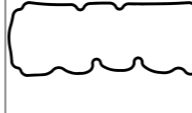
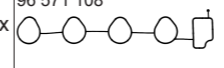




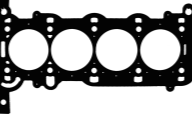

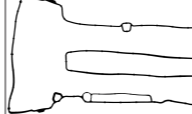
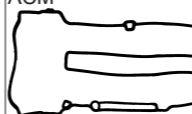






DAEWOO/CHEVROLET

<p>Ltr.  </p> <p>0,8 F 8 B 30 kW (41 PS) 01/86→</p>	<p></p> <p>01-52550-02 <sup>12</sup> <sup>13</sup> 02-52550-02 <sup>12</sup></p>	<p></p> <p>61-52550-00 68,7 Ø</p> 	<p></p>	<p></p>	<p></p> <p>12-52957-01</p>	<p></p>	<p></p>	<p></p> <p>71-52552-00</p> 	<p></p> <p>71-52549-00</p> 	<p>81-53237-00 K ← 32x47x8 A SL RD NBR 81-53297-00 K → 94 535 475 60x80x8 A SL LD MVQ 81-53237-00 N 32x47x8 A SL RD NBR</p>
<p>0,8 F 8 C F 8 CV 35-38 kW (48-52 PS) MATIZ MATIZ LPG SPARK TICO 02/95→</p>	<p>01-53175-02 <sup>12</sup> <sup>13</sup> 93 740 053 +94 535 484 (6x) 02-53175-02 <sup>12</sup></p>	<p>61-53175-00 94 580 082 69,5 Ø</p> 	<p>14-32355-01 94 580 081 (8x)</p> 	<p>71-53137-00 94 580 083</p> 	<p>12-52939-02 94 535 484 (6x) 70-52939-00 94 535 484</p>	<p>71-53136-00 96 352 281 6x Mot.→685255</p>  <p>71-54216-00 96 569 406 Mot.685256→</p>  <p>71-54217-00 96 569 405 Mot.685256→</p> 		<p>71-54214-00 96 569 653</p> 	<p>70-31414-10</p> 	<p>81-53236-00 K ← 94 535 472 32x47x6 A SL RD MVQ 81-53297-00 K → 94 535 475 60x80x8 A SL LD MVQ 81-53236-00 N 94 535 472 32x47x6 A SL RD MVQ</p>
<p>1,0 B 10 D1 50 kW (68 PS) SPARK SPARK LPG 03/10→</p>	<p>02-54140-01 <sup>12</sup> 08-54308-01 <sup>13</sup></p>	<p>61-54140-00 25 184 663 70,8 Ø</p> 	<p>14-32356-01 96 416 362 (10x)</p> 	<p>71-54204-00 96 416 270 ACM</p> 	<p>12-54206-01 96 440 882 (16x) 70-54206-00 96 440 882</p>	<p>71-54207-00 96 416 314 16x</p> 		<p>71-54208-00 96 416 309</p> 	<p>70-31414-10</p> 	<p>81-54209-00 K ← 96 416 399 36x50x6 A SL RD FPM 81-54211-00 K → 96 416 398 60x80x8 AB SL LD FPM</p>
<p>1,0 B 10 S B 10 S1 G 10 CV LA2 44-49 kW (60-67 PS) MATIZ MATIZ LPG SPARK 11/02→</p>	<p>01-53950-01 <sup>12</sup> <sup>13</sup> 93 740 055 +94 535 484 (8x)</p>	<p>61-53950-00 96 325 170 70 Ø</p> 	<p>14-32355-02 94 580 081 (10x)</p> 	<p>71-54182-00 96 325 175 ACM</p> 	<p>12-52939-03 94 535 484 (8x) 70-52939-00 94 535 484</p>	<p>71-54179-00 96 571 108 8x</p> 		<p>71-54181-00 96 325 689</p> 	<p>70-31414-10</p> 	<p>81-53236-00 K ← 94 535 472 32x47x6 A SL RD MVQ 81-53297-00 K → 94 535 475 60x80x8 A SL LD MVQ 81-53236-00 N 94 535 472 32x47x6 A SL RD MVQ</p>
<p>1,2 A 12 XEL A 12 XER LDC LWD 51-63 kW (69-86 PS) AVEO AVEO LPG SPIN 03/11→</p>	<p>01-37875-02 <sup>12</sup> <sup>13</sup>  02-37875-04 <sup>12</sup> </p>	<p>61-37875-00 55 562 233 74 Ø MLS</p> 	<p>14-32331-01 55 566 811 (12x)</p> 	<p>71-40674-00 55 561 429 ACM</p>   <p>71-42349-00 55 573 747 ACM</p> 	<p>12-34223-02 09 158 057 (16x) 70-34223-00 09 158 057</p>	<p>71-40686-00 55 563 660 4x 16x</p>   <p>71-40694-00 55 563 650</p> 		<p>71-36304-00 55 566 925</p> 	<p>70-31414-10</p> 	<p>81-33489-00 K ← 90 571 925 42x55x7 A SL RD ACM FPM 81-24908-10 K → 96 376 569 80x98x10 A SL LD FPM</p>

DAEWOO/CHEVROLET

Ltr.	Power (kW/PS)	Model	Year	Part 1	Part 2	Part 3	Part 4	Part 5	Part 6	Part 7	Part 8	Part 9	Part 10
1,2 B 12 D1 LMU	55-62 kW (75-84 PS)	AVEO AVEO LPG SPARK SPARK LPG	01/08→	02-54140-01 <sup>12</sup> 08-54308-01 <sup>13</sup>	61-54140-00 25 184 663 70,8 Ø 	14-32356-01 96 416 362 (10x) 	71-54204-00 96 416 270 ACM 	12-54206-01 96 440 882 (16x) 70-54206-00 96 440 882	71-54207-00 96 416 314 16x 		71-54208-00 96 416 309 	70-31414-10 	81-54209-00 K ← 96 416 399 36x50x6 A SL RD FPM 81-54211-00 K → 96 416 398 60x80x8 AB SL LD FPM
1,2 B 12 S1 F 12 S3	53 kW (72 PS)	AVEO KALOS	03/05→	01-53950-01 <sup>12</sup> <sup>13</sup> 93 740 055 +94 535 484 (8x)	61-53950-00 96 325 170 70 Ø 	14-32355-02 94 580 081 (10x) 	71-54182-00 96 325 175 ACM 	12-52939-03 94 535 484 (8x) 70-52939-00 94 535 484	71-54179-00 96 571 108 8x 		71-54181-00 96 325 689 	70-31414-10 	81-53236-00 K ← 94 535 472 32x47x6 A SL RD MVQ 81-53297-00 K → 94 535 475 60x80x8 A SL LD MVQ 81-53236-00 N 94 535 472 32x47x6 A SL RD MVQ
1,2 Z 12 XE	59-63 kW (80-86 PS)			02-36225-01 <sup>12</sup> 08-34166-01 <sup>13</sup>	61-36225-00 0,32 mm MLS 61-36225-10 X 0,57 mm MLS 	14-32132-02 	15-35888-01 24 403 788 +93 186 771 (13x)  71-35888-00 	12-34223-02 09 158 057 (16x) 70-34223-00 09 158 057	71-36203-00 16x 		71-34157-00 	71-34166-00 	81-33489-00 K ← 90 571 925 42x55x7 A SL RD ACM FPM 81-24908-10 K → 96 376 569 80x98x10 A SL LD FPM
1,3 LDV LSF	55-70 kW (75-95 PS)	AVEO D	07/11→	02-36259-04 <sup>12</sup>  08-36261-05 <sup>13</sup> 	61-36210-00 55 209 070 70,5 Ø 0,72 mm MLS 61-36210-10 55 209 071 70,5 Ø 0,82 mm 1 M MLS 61-36210-20 55 209 072 70,5 Ø 0,92 mm 2 M MLS 	14-32191-01 55 192 265 (10x)  RIBE	71-36259-00 93 177 255 Metall 	12-31306-12 12 855 396 (16x) 70-31306-00 12 855 396	71-39538-00 12 855 498 16x 		71-36322-00 12 855 456 	70-31414-10 	81-36233-00 K ← 55 186 758 40x52x7 AB SL RD ACM FPM 81-36232-00 K → 55 180 937 78x100x9 A SL LD PTFE


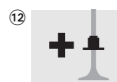
DAEWOO/CHEVROLET												
Ltr.												
1,3 Z 13 DTJ	55 kW (75 PS)	SPIN	01/12→	<p><del>02-36259-01</del> <sup>12</sup></p> <p><del>08-36261-01</del> <sup>13</sup></p>	<p><b>61-36210-00</b> 55 209 070 70,5 Ø 0,72 mm MLS</p> <p><b>61-36210-10</b> 55 209 071 70,5 Ø 0,82 mm 1 </p> <p><b>61-36210-20</b> 55 209 072 70,5 Ø 0,92 mm 2 </p>	<p><b>14-32191-01</b> 55 192 265 (10x)</p> <p></p>	<p><b>71-36259-00</b> 93 177 255 Metall</p>	<p><b>12-31306-12</b> 12 855 396 (16x)</p> <p><b>70-31306-00</b> 12 855 396</p>	<p>16x</p> <p><b>71-36209-00</b></p>	<p><b>71-36322-00</b> 12 855 456</p>	<p><b>70-31414-10</b></p>	<p><b>81-36233-00 K</b> ← 55 186 758 40x52x7 AB SL RD ACM FPM</p> <p><b>81-36232-00 K</b> → 55 180 937 78x100x9 A SL LD PTFE</p>
1,4 A 13 DM	55 kW (75 PS)		01/97→	<p><b>02-28135-02</b> <sup>12</sup></p>	<p><b>61-28135-00</b> 79,3 Ø 1,95 mm</p>	<p><b>14-32102-01</b> 94 501 001 (10x)</p>	<p><b>71-29303-00</b> 96 181 318</p>	<p><b>12-26546-01</b> 96 229 145 (8x)</p> <p><b>70-26546-00</b> 96 229 145</p>	<p>8x</p> <p><b>71-29302-00</b> 96 341 175</p>	<p><b>71-24602-30</b> 96 341 176</p>	<p><b>81-24909-10 N</b> 55 563 374 35x48x7 A SL RD MVQ</p>	
1,4 A 14 NET B 14 NET	103 kW (140 PS)	CRUZE TRAX LPG	09/10→	<p><del>02-37875-03</del> <sup>12</sup></p> <p><del>08-40999-01</del> <sup>13</sup></p>	<p><b>61-37875-00</b> 55 562 233 74 Ø MLS</p>	<p><b>14-32331-01</b> 55 566 811 (12x)</p>	<p><b>71-40674-00</b> 55 561 429 ACM</p> <p><b>71-42349-00</b> 55 573 747 ACM</p>	<p><b>12-34223-02</b> 09 158 057 (16x)</p> <p><b>70-34223-00</b> 09 158 057</p>	<p>16x</p> <p><b>71-40672-00</b> 55 566 664</p>	<p><b>71-40667-00</b> 55 565 348</p>	<p><b>70-31414-10</b></p>	<p><b>81-33489-00 K</b> ← 90 571 925 42x55x7 A SL RD ACM FPM</p> <p><b>81-24908-10 K</b> → 96 376 569 80x98x10 A SL LD FPM</p>
1,4 A 14 SMS	55 kW (75 PS)	LANOS	05/97→	<p><b>02-28135-02</b> <sup>12</sup></p>	<p><b>61-28135-00</b> 79,3 Ø 1,95 mm</p>	<p><b>14-32102-01</b> 94 501 001 (10x)</p>	<p><b>71-29303-00</b> 96 181 318</p>	<p><b>12-26546-01</b> 96 229 145 (8x)</p> <p><b>70-26546-00</b> 96 229 145</p>	<p>8x</p> <p><b>71-29302-00</b> 96 341 175</p>	<p><b>71-24602-30</b> 96 341 176</p>	<p><b>81-24909-10 N</b> 55 563 374 35x48x7 A SL RD MVQ</p>	
1,4 A 14 XER LDD	74 kW (100-101 PS)	AVEO CRUZE	04/08→	<p><del>01-37875-02</del> <sup>12</sup> <sup>13</sup></p> <p><del>02-37875-04</del> <sup>12</sup></p>	<p><b>61-37875-00</b> 55 562 233 74 Ø MLS</p>	<p><b>14-32331-01</b> 55 566 811 (12x)</p>	<p><b>71-40674-00</b> 55 561 429 ACM</p>	<p><b>12-34223-02</b> 09 158 057 (16x)</p> <p><b>70-34223-00</b> 09 158 057</p>	<p>16x</p> <p><b>71-40686-00</b> 55 563 660</p> <p><b>71-40694-00</b> 55 563 650</p>	<p><b>71-36304-00</b> 55 566 925</p>	<p><b>70-31414-10</b></p>	<p><b>81-33489-00 K</b> ← 90 571 925 42x55x7 A SL RD ACM FPM</p> <p><b>81-24908-10 K</b> → 96 376 569 80x98x10 A SL LD FPM</p>
1,4 C 14 NZ	44 kW (60 PS)	CORSA	08/94-07/97	<p><b>02-28135-01</b> <sup>12</sup> Mot.→19489817</p> <p><b>02-28135-03</b> <sup>12</sup> Mot.19489818→</p> <p><b>08-12996-05</b> <sup>13</sup></p> <p><b>08-31226-01</b> <sup>13</sup> <sup>27</sup></p>	<p><b>61-28135-00</b> 79,3 Ø 1,95 mm</p>	<p><b>14-32102-01</b> 94 501 001 (10x)</p>	<p><b>71-13043-00</b> Mot.→19489817</p> <p><b>71-29303-00</b> 96 181 318 Mot.19489818→</p>	<p><b>12-26546-01</b> 96 229 145 (8x)</p> <p><b>70-26546-00</b> 96 229 145</p>	<p>8x</p> <p><b>71-28182-10</b></p>	<p><b>71-24602-30</b> 96 341 176</p>	<p><b>71-12996-10</b> Kork</p> <p><b>71-31226-00</b> <sup>27</sup> Gummi</p>	<p><b>81-27295-00 K</b> ← 26x42x8 AB SL RD FPM</p> <p><b>81-24908-10 K</b> → 96 376 569 80x98x10 A SL LD FPM</p> <p><b>81-24909-10 N</b> 55 563 374 35x48x7 A SL RD MVQ</p>

DAEWOO/CHEVROLET												
1,4 F 14 D3 L14 L95	69-70 kW (93-95 PS)	AVEO CRUZE	01/06→	<b>01-54115-01</b> <sup>12</sup> <sup>13</sup> 93 742 687 <b>02-54115-01</b> <sup>12</sup>	<b>61-54115-00</b> 96 963 220 80 Ø 	<b>14-32325-01</b> 94 501 031 (10x) 	<b>71-54116-00</b> 96 353 002 	<b>12-53393-01</b> 96 840 122 (16x) <b>70-53393-00</b> 96 840 122 16x 	<b>71-54183-00</b> 96 461 130 4x 	<b>71-54184-00</b> 96 378 805 	<b>70-31414-10</b> 	<b>81-53453-00 K</b> ← 96 350 161 30x42x8 SL RD MVQ <b>81-24908-10 K</b> → 96 376 569 80x98x10 A SL LD FPM <b>81-51109-30 N</b> 2x 42x56x7 A SL RD FPM
1,4 F 14 D3	69-70 kW (94-95 PS)	GENTRA KALOS LACETTI NUBIRA	04/03→	<b>01-54110-01</b> <sup>12</sup> <sup>13</sup> 93 740 513 →12/05 <b>01-54115-01</b> <sup>12</sup> <sup>13</sup> 93 742 687 01/06→ <b>02-54110-01</b> <sup>12</sup> →12/05 <b>02-54115-01</b> <sup>12</sup> 01/06→	<b>61-54110-00</b> 96 378 802 80 Ø →12/05  <b>61-54115-00</b> 96 963 220 80 Ø 01/06→ 	<b>14-32325-01</b> 94 501 031 (10x) 	<b>71-54116-00</b> 96 353 002 	<b>12-53393-01</b> 96 840 122 (16x) <b>70-53393-00</b> 96 840 122 16x 	<b>71-54183-00</b> 96 461 130 4x 	<b>71-54184-00</b> 96 378 805 	<b>70-31414-10</b> 	<b>81-53453-00 K</b> ← 96 350 161 30x42x8 SL RD MVQ <b>81-24908-10 K</b> → 96 376 569 80x98x10 A SL LD FPM <b>81-51109-30 N</b> 2x 42x56x7 A SL RD FPM
1,4 F 14 D4	74 kW (101 PS)	AVEO	04/08→	<b>02-37240-03</b> <sup>12</sup> <b>08-38431-01</b> <sup>13</sup> 	<b>61-37240-00</b> 55 355 578 82 Ø 0,65 mm MLS 	<b>14-32103-01</b> 90 412 701 (10x) 	<b>71-38166-00</b> 55 354 237 ACM 	<b>12-36613-01</b> 24 405 819 (16x) <b>70-36613-00</b> 24 405 819 16x 	<b>71-38218-00</b> 55 564 974 	<b>71-38158-00</b> 12 992 396 	<b>70-31414-10</b> 	<b>81-35147-00 K</b> ← 24 447 223 31,5x42x7 AB SL RD FPM <b>81-38236-00 K</b> → 55 555 805 80x98x14,7 A LD PTFE ACM <b>81-24909-10 N</b> 2x 55 563 374 35x48x7 A SL RD MVQ
1,4 F 14 S3	61 kW (83 PS)	KALOS	03/05→	<b>01-27270-01</b> <sup>12</sup> <sup>13</sup> 93 740 205 +96 229 145 (8x) <b>02-27270-08</b> <sup>12</sup>	<b>61-27270-20</b> 96 391 434 80,5 Ø 1,3 mm 	<b>14-32357-01</b> 94 501 001 (10x) 	<b>71-29303-00</b> 96 181 318 	<b>12-26546-01</b> 96 229 145 (8x) <b>70-26546-00</b> 96 229 145 8x 	<b>71-29302-00</b> 96 341 175 	<b>71-24602-30</b> 96 341 176 	<b>70-31414-10</b> 	<b>81-53453-00 K</b> ← 96 350 161 30x42x8 SL RD MVQ <b>81-24908-10 K</b> → 96 376 569 80x98x10 A SL LD FPM <b>81-24909-10 N</b> 55 563 374 35x48x7 A SL RD MVQ
1,4 LUJ	103 kW (140 PS)	AVEO CRUZE ORLANDO TRAX	09/10→	<b>02-37875-03</b> <sup>12</sup>  <b>08-40999-01</b> <sup>13</sup>	<b>61-37875-00</b> 55 562 233 74 Ø MLS 	<b>14-32331-01</b> 55 566 811 (12x) 	<b>71-42349-00</b> 55 573 747 ACM 	<b>12-34223-02</b> 09 158 057 (16x) <b>70-34223-00</b> 09 158 057 16x 	<b>71-40672-00</b> 55 566 664 	<b>71-40667-00</b> 55 565 348 	<b>70-31414-10</b> 	<b>81-33489-00 K</b> ← 90 571 925 42x55x7 A SL RD ACM FPM <b>81-24908-10 K</b> → 96 376 569 80x98x10 A SL LD FPM
1,4 LUU	111 kW (151 PS)	VOLT	11/11→		<b>61-37875-00</b> 55 562 233 74 Ø MLS 	<b>14-32331-01</b> 55 566 811 (12x) 	<b>71-42349-00</b> 55 573 747 ACM 	<b>12-34223-02</b> 09 158 057 (16x) <b>70-34223-00</b> 09 158 057 16x 	<b>71-42334-00</b> 55 573 211 	<b>71-36304-00</b> 55 566 925 	<b>70-31414-10</b> 	<b>81-33489-00 K</b> ← 90 571 925 42x55x7 A SL RD ACM FPM <b>81-24908-10 K</b> → 96 376 569 80x98x10 A SL LD FPM

DAEWOO/CHEVROLET												
Ltr.												
1,4 X 14 XE 68 kW (92 PS)	1			02-31985-01 <sup>12</sup> 08-12996-05 <sup>13</sup> 08-31226-01 <sup>13</sup> <sup>27</sup>	61-31985-10 80 Ø 1,3 mm 	14-32103-01 90 412 701 (10x) 	15-31973-01 	12-31306-01 70-31306-10 16x 	71-31966-10 71-31963-00 <sup>10</sup> 0 	71-31969-00 	71-12996-10 Kork  71-31226-00 <sup>27</sup> Gummi 	81-27295-00 K ← 26x42x8 AB SL RD FPM 81-24908-10 K → 96 376 569 80x98x10 A SL LD FPM 81-24909-10 N 55 563 374 35x48x7 A SL RD MVQ 2x
1,4 Z 14 XE 66 kW (90 PS)				02-34235-01 <sup>12</sup> 08-35564-01 <sup>13</sup> 	61-34235-00 79,5 Ø MLS 	14-32103-01 90 412 701 (10x) 	71-34288-00 	12-31306-01 70-31306-10 16x 	71-34294-00 71-34274-00 <sup>10</sup> 	71-34281-00 	70-31414-10 	81-27295-00 K ← 26x42x8 AB SL RD FPM 81-24908-10 K → 96 376 569 80x98x10 A SL LD FPM 81-24909-10 N 55 563 374 35x48x7 A SL RD MVQ 2x
1,5 A 15 DMS A 15 SMS 63-81 kW (86-110 PS) LACETTI LANOS NUBIRA			04/97→	02-28135-02 <sup>12</sup>	61-28135-00 79,3 Ø 1,95 mm 	14-32102-01 94 501 001 (10x) 	71-29303-00 96 181 318 	12-26546-01 96 229 145 (8x) 70-26546-00 96 229 145 8x 	71-29302-00 96 341 175 	71-24602-30 96 341 176 		81-24909-10 N 55 563 374 35x48x7 A SL RD MVQ
1,5 A 15 MF 65-66 kW (88-90 PS) ESPERO NEXIA			10/93-06/99	01-53300-01 <sup>12</sup> <sup>13</sup> 02-53300-01 <sup>12</sup>	61-53300-00 96 391 433 78 Ø 		15-53388-01 	12-53393-01 96 840 122 (16x) 70-53393-00 96 840 122 16x 	71-53389-00 96 352 947 	71-53391-00 		81-53453-00 K ← 96 350 161 30x42x8 SL RD MVQ 81-53338-00 K → 80x98x10 A SL LD NBR 81-53454-00 N 42x56x7 A SL RD MVQ
1,5 F 15 S3 LX6 62 kW (84 PS) AVEO			05/05→	01-53300-02 <sup>12</sup> <sup>13</sup> 93 740 204 +96 229 145 (8x)	61-53300-00 96 391 433 78 Ø 	14-32357-01 94 501 001 (10x) 	71-29303-00 96 181 318 	12-26546-01 96 229 145 (8x) 70-26546-00 96 229 145 8x 	71-29302-00 96 341 175 	71-24602-30 96 341 176 	70-31414-10 	81-53453-00 K ← 96 350 161 30x42x8 SL RD MVQ 81-24908-10 K → 96 376 569 80x98x10 A SL LD FPM 81-24909-10 N 55 563 374 35x48x7 A SL RD MVQ
1,5 G 15 MF 44-55 kW (60-75 PS) NEXIA			02/95-08/97	02-27270-04 <sup>12</sup> 08-12996-08 <sup>13</sup>	61-27270-20 96 391 434 80,5 Ø 1,3 mm 	14-32102-01 94 501 001 (10x) 	71-13043-00 	12-26546-01 96 229 145 (8x) 70-26546-00 96 229 145 8x 	71-28182-10 	71-24602-30 96 341 176 71-25865-00 <sup>10</sup> 	71-12996-10 Kork 	81-27295-00 K ← 26x42x8 AB SL RD FPM 81-24908-10 K → 96 376 569 80x98x10 A SL LD FPM 81-24909-10 N 55 563 374 35x48x7 A SL RD MVQ

DAEWOO/CHEVROLET

Ltr.	Power	Model	Year	Icon 1	Icon 2	Icon 3	Icon 4	Icon 5	Icon 6	Icon 7	Icon 8	Icon 9	Icon 10	Icon 11
1,5 16SV	52 kW (71 PS)	NEXIA	02/95-08/97											
					02-27270-04 <sup>12</sup> 08-12996-08 <sup>13</sup>	61-27270-20 96 391 434 80,5 Ø 1,3 mm 	14-32102-01 94 501 001 (10x) 	71-13043-00 	12-26546-01 96 229 145 (8x)	71-28182-10 		71-24602-30 96 341 176 71-25865-00 <sup>14</sup> 	71-12996-10 Kork 	81-27295-00 K ← 26x42x8 AB SL RD FPM 81-24908-10 K → 96 376 569 80x98x10 A SL LD FPM 81-24909-10 N 55 563 374 35x48x7 A SL RD MVQ
1,6 A 16 DMS	76-78 kW (103-106 PS)	LANOS NUBIRA	05/97→		01-53305-01 <sup>12</sup> <sup>13</sup> <sup>32</sup> 01-53305-02 <sup>12</sup> <sup>13</sup> <sup>34</sup> 93 740 209 02-53305-01 <sup>12</sup> <sup>32</sup> 02-53305-03 <sup>12</sup> <sup>34</sup>	61-53305-00 96 391 436 80,5 Ø 1,6 mm 	14-32325-01 94 501 031 (10x) 	15-53456-01 <sup>32</sup> 96 351 213 +96 144 621 (2x)  71-54116-00 <sup>34</sup> 96 353 002 	12-53393-01 96 840 122 (16x) 70-53393-00 96 840 122	71-53389-00 96 352 947 16x 		71-54184-00 96 378 805 	70-31414-10 	81-53453-00 K ← 96 350 161 30x42x8 SL RD MVQ 81-24908-10 K → 96 376 569 80x98x10 A SL LD FPM 81-51109-30 N 2x 42x56x7 A SL RD FPM
1,6 A 16 DMS	77-78 kW (105-106 PS)	VIVANT	08/01→		01-53305-02 <sup>12</sup> <sup>13</sup> 93 740 209 02-53305-03 <sup>12</sup>	61-53305-00 96 391 436 80,5 Ø 1,6 mm 	14-32325-01 94 501 031 (10x) 	71-54116-00 96 353 002 	12-53393-01 96 840 122 (16x) 70-53393-00 96 840 122	71-54297-00 4x 96 376 372 16x 		71-54184-00 96 378 805 	70-31414-10 	81-53453-00 K ← 96 350 161 30x42x8 SL RD MVQ 81-24908-10 K → 96 376 569 80x98x10 A SL LD FPM 81-51109-30 N 2x 42x56x7 A SL RD FPM
1,6 C 16 SE	74 kW (100 PS)				02-27270-08 <sup>12</sup> 08-12996-05 <sup>13</sup>	61-27270-20 96 391 434 80,5 Ø 1,3 mm 	14-32102-01 94 501 001 (10x) 	71-29303-00 96 181 318 	12-26546-01 96 229 145 (8x) 70-26546-00 96 229 145	71-29302-00 8x 96 341 175 		71-24602-30 96 341 176 	71-12996-10 2x Kork 	81-27295-00 K ← 26x42x8 AB SL RD FPM 81-24908-10 K → 96 376 569 80x98x10 A SL LD FPM 81-24909-10 N 55 563 374 35x48x7 A SL RD MVQ
1,6 C 16 XE	80 kW (109 PS)				02-31995-03 <sup>12</sup> 08-31226-01 <sup>13</sup>	61-31995-10 80,5 Ø 1,3 mm 	14-32103-01 90 412 701 (10x) 	15-31973-01 	12-31306-01 70-31306-10	71-31966-10 16x 		71-31969-00 	71-31226-00 Gummi 	81-27295-00 K ← 26x42x8 AB SL RD FPM 81-24908-10 K → 96 376 569 80x98x10 A SL LD FPM 81-24909-10 N 55 563 374 35x48x7 A SL RD MVQ



DAEWOO/CHEVROLET

Ltr.	Power (kW/PS)	Models	Start Date	Part 1	Part 2	Part 3	Part 4	Part 5	Part 6	Part 7	Part 8	Part 9	Part 10
1,6 F 16 D3	76-80 kW (103-109 PS)	AVEO GENTRA LACETTI NUBIRA OPTRA	07/03→	01-54110-01 <sup>12</sup> <sup>13</sup> 93 740 513 →12/05 01-54115-01 <sup>12</sup> <sup>13</sup> 93 742 687 01/06→ 02-54110-01 <sup>12</sup> →12/05 02-54115-01 <sup>12</sup> 01/06→	61-54110-00 96 378 802 80 Ø →12/05  61-54115-00 96 963 220 80 Ø 01/06→ 	14-32325-01 94 501 031 (10x) 	71-54116-00 96 353 002 	12-53393-01 96 840 122 (16x) 70-53393-00 96 840 122	71-54183-00 96 461 130 16x 	4x	71-54184-00 96 378 805 	70-31414-10 	81-53453-00 K ← 96 350 161 30x42x8 SL RD MVQ 81-24908-10 K → 96 376 569 80x98x10 A SL LD FPM 81-51109-30 N 42x56x7 A SL RD FPM
1,6 F 16 D3 LXT	80 kW (109 PS)	CRUZE NEXIA OPTRA	06/06→	01-54115-01 <sup>12</sup> <sup>13</sup> 93 742 687 02-54115-01 <sup>12</sup>	61-54115-00 96 963 220 80 Ø 	14-32325-01 94 501 031 (10x) 	71-54116-00 96 353 002 	12-53393-01 96 840 122 (16x) 70-53393-00 96 840 122	71-54183-00 96 461 130 16x 	4x	71-54184-00 96 378 805 	70-31414-10 	81-53453-00 K ← 96 350 161 30x42x8 SL RD MVQ 81-24908-10 K → 96 376 569 80x98x10 A SL LD FPM 81-51109-30 N 42x56x7 A SL RD FPM
1,6 F 16 D4 LDE <b>[NEW]</b>	83-91 kW (113-124 PS)	AVEO CRUZE TRAX	05/09→	02-37240-03 <sup>12</sup> 08-38431-01 <sup>13</sup> 	61-37240-00 55 355 578 82 Ø 0,65 mm MLS 	14-32103-01 90 412 701 (10x) 	71-38166-00 55 354 237 ACM 	12-36613-01 24 405 819 (16x) 70-36613-00 24 405 819	71-42954-00 55 568 787 16x 		71-38158-00 12 992 396 	70-31414-10 	81-35147-00 K ← 24 447 223 31,5x42x7 AB SL RD FPM 81-38236-00 K → 55 555 805 80x98x14,7 A LD PTFE ACM 81-24909-10 N 55 563 374 35x48x7 A SL RD MVQ
1,6 LXV	76-80 kW (103-109 PS)	AVEO CRUZE	09/03→	02-37240-03 <sup>12</sup> 08-38431-01 <sup>13</sup> 	61-37240-00 55 355 578 82 Ø 0,65 mm MLS 	14-32103-01 90 412 701 (10x) 	71-38166-00 55 354 237 ACM 	12-36613-01 24 405 819 (16x) 70-36613-00 24 405 819	71-38218-00 55 564 974 16x 		71-38158-00 12 992 396 	70-31414-10 	81-35147-00 K ← 24 447 223 31,5x42x7 AB SL RD FPM 81-38236-00 K → 55 555 805 80x98x14,7 A LD PTFE ACM 81-24909-10 N 55 563 374 35x48x7 A SL RD MVQ
1,6 X 16 XE	75 kW (102 PS)	CORSA	08/97-07/02	02-31995-01 <sup>12</sup> 08-31226-01 <sup>13</sup>	61-31995-10 80,5 Ø 1,3 mm 	14-32103-01 90 412 701 (10x) 	15-31973-01 	12-31306-01 70-31306-10 16x	71-31966-10 71-31963-00 <sup>10</sup> 0 		71-31969-00 	71-31226-00 Gummi 	81-27295-00 K ← 26x42x8 AB SL RD FPM 81-24908-10 K → 96 376 569 80x98x10 A SL LD FPM 81-24909-10 N 55 563 374 35x48x7 A SL RD MVQ

DAEWOO/CHEVROLET


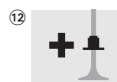
Ltr.	Power (kW/PS)	Model	Year	Icon 1	Icon 2	Icon 3	Icon 4	Icon 5	Icon 6	Icon 7	Icon 8	Icon 9	Icon 10	Icon 11
1,6 Z 16 SE	62 kW (84 PS)	CORSA	08/01→											
				02-34335-01 <sup>12</sup> 08-35564-01 <sup>13</sup> 	61-34335-00 80 Ø MLS 	14-32102-01 94 501 001 (10x) 	71-29303-00 96 181 318 	12-26546-01 96 229 145 (8x) 70-26546-00 96 229 145	8x 71-34326-00 		71-34334-00 	70-31414-10 	81-27295-00 K ← 26x42x8 AB SL RD FPM 81-24908-10 K → 96 376 569 80x98x10 A SL LD FPM 81-24909-10 N 55 563 374 35x48x7 A SL RD MVQ	
1,6 16 LZ2	55 kW (75 PS)													
1,7 A 17 DTE LUD <b>[NEW]</b>	81-96 kW (110-131 PS)	CRUZE D CRUZE TD TRAX TD	01/12→											
				02-38168-01 <sup>12</sup>  08-38446-01 <sup>13</sup>	61-37235-00 1 □ MLS 61-37235-10 2 □ MLS 61-37235-20 3 □ MLS 	14-32290-01 	71-38168-00 	12-31306-01 70-31306-10	16x 71-40673-00 		71-38144-00 	2x 70-31414-10 	81-35144-00 K ← 40x52x6 A SL RD FPM 81-53299-00 K → 87x100x8,5 A SL LD FPM 81-28236-00 N 38x50x8 A SL RD FPM	
1,7 Y 17 DT Y 17 DTL	44-55 kW (60-75 PS)	COMBO D CORSA D CORSA DTI	08/00→											
				01-53146-01 <sup>12</sup>  02-53146-01 <sup>12</sup> 	61-53245-00 80 Ø 1,45 mm 1 □ MLS 61-53245-10 80 Ø 1,5 mm 2 □ MLS 61-53245-20 1,55 mm 3 □ MLS 	14-32160-01 	71-53146-00 	12-31306-01 70-31306-10	16x 71-53143-00  71-53716-00 <sup>10</sup> 		71-53144-00 	70-31414-10 	81-35144-00 K ← 40x52x6 A SL RD FPM 81-53299-00 K → 87x100x8,5 A SL LD FPM 81-28236-00 N 38x50x8 A SL RD FPM	
1,8 C 18 LE	66-70 kW (90-95 PS)	ESPERO LACETTI LEGANZA NUBIRA	02/95→											
				02-27275-03 <sup>12</sup> 08-27293-02 <sup>13</sup>	61-27275-10 86,3 Ø 1,3 mm 	14-32037-01 	71-13045-30 	12-26546-01 96 229 145 (8x) 70-26546-00 96 229 145	8x 71-27289-10 		71-25513-10  71-25865-00 <sup>10</sup> 	71-27293-00 	81-25516-10 K ← 90 183 572 31x50x8 A SL RD FPM 81-27294-10 K → 90 354 378 90x104x11 AB SL LD FPM 81-24909-10 N 55 563 374 35x48x7 A SL RD MVQ	



DAEWOO/CHEVROLET												
Ltr.												
1,8 C 18 NE	81 kW (110 PS) ASTRA	09/98→	02-27275-04 <sup>12</sup> 08-27293-02 <sup>13</sup>	61-27275-10 86,3 Ø 1,3 mm 	14-32037-01 	71-13045-30 	12-26546-01 96 229 145 (8x) 70-26546-00 96 229 145	71-26510-10 8x 	71-25513-10 71-25865-00	71-27293-00 	81-25516-10 K ← 90 183 572 31x50x8 A SL RD FPM 81-27294-10 K → 90 354 378 90x104x11 AB SL LD FPM 81-24909-10 N 55 563 374 35x48x7 A SL RD MVQ	
1,8 F 18 D3	89 kW (121 PS) LACETTI NUBIRA	08/05→	02-33000-03 <sup>12</sup> 92 066 550 +90 411 937 08-31965-02 <sup>13</sup> 92 061 971 	61-33000-10 90 411 937 83 Ø 1,3 mm 	14-32104-01 90 466 480 (10x) 	15-31997-01 90 501 944 +90 411 826 (10x)  71-31997-00 90 501 944 	12-31306-12 12 855 396 (16x) 70-31306-00 12 855 396	71-31976-00 90 412 459 	71-38159-00 92 063 157 	70-31414-10 	81-25516-10 K ← 90 183 572 31x50x8 A SL RD FPM 81-27294-10 K → 90 354 378 90x104x11 AB SL LD FPM 81-24909-10 N 55 563 374 35x48x7 A SL RD MVQ	
1,8 F 18 D4 Z 18 XER 2H0	103-104 kW (140-141 PS) AVEO LPG CRUZE CRUZE LPG ORLANDO ORLANDO LPG	05/09→	02-37240-01 <sup>12</sup> 08-38431-01 <sup>13</sup> 	61-37240-00 55 355 578 82 Ø 0,65 mm MLS 	14-32103-01 90 412 701 (10x) 	71-38166-00 55 354 237 ACM 	12-36613-01 24 405 819 (16x) 70-36613-00 24 405 819	11-38221-01 93 185 729 	71-38158-00 12 992 396 	70-31414-10 	81-35147-00 K ← 24 447 223 31,5x42x7 AB SL RD FPM 81-38236-00 K → 55 555 805 80x98x14,7 A LD PTFE ACM 81-24909-10 N 55 563 374 35x48x7 A SL RD MVQ	
1,8 S 18 NV	74 kW (101 PS) PRINCE SUPER SALOON	08/90-08/97	02-27275-03 <sup>12</sup> 08-27293-02 <sup>13</sup>	61-27275-10 86,3 Ø 1,3 mm 	14-32037-01 	71-13045-30 	12-26546-01 96 229 145 (8x) 70-26546-00 96 229 145	71-27289-10 8x 	71-25513-10 71-25865-00	71-27293-00 	81-25516-10 K ← 90 183 572 31x50x8 A SL RD FPM 81-27294-10 K → 90 354 378 90x104x11 AB SL LD FPM 81-24909-10 N ← 55 563 374 35x48x7 A SL RD MVQ 81-27317-00 N → 55x70,1x8 AB LD FPM	
1,8 T 18 SED	89-90 kW (121-122 PS) LACETTI NUBIRA OPTRA	08/03→	01-54205-01 <sup>12</sup> <sup>13</sup> 93 742 703	61-54205-00 96 414 576 83 Ø MLS 		71-54274-00 96 414 596 ACM 	12-31306-12 12 855 396 (16x) 70-31306-00 12 855 396	71-54302-00 96 414 577 16x 	71-54303-00 96 414 578 	70-31414-10 	81-53453-00 K ← 96 350 161 30x42x8 SL RD MVQ 81-24908-10 K → 96 376 569 80x98x10 A SL LD FPM 81-24909-10 N 55 563 374 35x48x7 A SL RD MVQ	

DAEWOO/CHEVROLET													
1,8 Z 18 XE	90-92 kW (122-125 PS)	NIVA VIVA ZAFIRA	07/00-12/09	02-34205-02 <sup>12</sup>	61-34205-00 81,5 Ø MLS 	14-32103-01 90 412 701 (10x) 	71-34304-00 	12-34223-02 09 158 057 (16x) 70-34223-00 09 158 057	71-31451-00 16x 		71-34282-00 	70-31414-10 	81-35147-00 K ← 24 447 223 31,5x42x7 AB SL RD FPM 81-24908-10 K → 96 376 569 80x98x10 A SL LD FPM 81-24909-10 N 2x 55 563 374 35x48x7 A SL RD MVQ
2,0 C 20 LE C 20 NE	72-85 kW (98-116 PS)	ASTRA ESPERO LEMANS PRINCE VECTRA ZAFIRA	09/90→	02-26775-02 <sup>12</sup> 08-27293-02 <sup>13</sup>	61-26775-10 87,5 Ø 1,3 mm 	14-32037-01 	71-13045-30 	12-26546-01 96 229 145 (8x) 70-26546-00 96 229 145	71-26510-10 8x 		71-25513-10 71-25865-00 <sup>13</sup> 	71-27293-00 	81-25516-10 K ← 90 183 572 31x50x8 A SL RD FPM 81-27294-10 K → 90 354 378 90x104x11 AB SL LD FPM 81-24909-10 N ← 55 563 374 35x48x7 A SL RD MVQ 81-27317-00 N → 55x70,1x8 AB LD FPM
2,0 C 20 SED	81-94 kW (110-128 PS)	EPICA LACETTI NUBIRA	06/99-12/06	02-33005-09 <sup>12</sup> 93 742 408 +92 067 765 08-31965-02 <sup>13</sup> 92 061 971 	61-33005-10 92 067 765 87 Ø 1,3 mm 	14-32104-01 90 466 480 (10x) 	15-31997-01 90 501 944 +90 411 826 (10x)  71-31997-00 90 501 944 	12-31306-12 12 855 396 (16x) 70-31306-00 12 855 396	71-31976-00 90 412 459 16x 		71-38159-00 92 063 157 	70-31414-10 	81-25516-10 K ← 90 183 572 31x50x8 A SL RD FPM 81-27294-10 K → 90 354 378 90x104x11 AB SL LD FPM 81-24909-10 N 2x 55 563 374 35x48x7 A SL RD MVQ
2,0 C 20 SEL	100 kW (136 PS)	ASTRA VECTRA ZAFIRA	03/96→	02-33005-01 <sup>12</sup> 08-31979-01 <sup>13</sup> <sup>23</sup>	61-33005-10 92 067 765 87 Ø 1,3 mm 	14-32104-01 90 466 480 (10x) 	15-31997-01 90 501 944 +90 411 826 (10x)  71-31997-00 90 501 944 	12-31306-01 70-31306-10 16x	71-31976-00 90 412 459 16x 		71-31971-00 71-25865-00 <sup>13</sup> 	71-31979-00 <sup>23</sup> 55 354 477  71-31978-00 <sup>11</sup> <sup>23</sup> 	81-25516-10 K ← 90 183 572 31x50x8 A SL RD FPM 81-27294-10 K → 90 354 378 90x104x11 AB SL LD FPM 81-24909-10 N 2x 55 563 374 35x48x7 A SL RD MVQ
2,0 LBS <b>[NEW]</b>	118 kW (160 PS)	MALIBU D	04/12→	02-39354-01 <sup>12</sup>  08-39648-01 <sup>13</sup>	61-37665-00 84 Ø 0,95 mm MLS 61-37665-10 1,05 mm 1 <input type="checkbox"/> MLS 61-37665-20 1,15 mm 2 <input type="checkbox"/> MLS 	14-32169-01 90 537 691 (10x) 	71-42061-00 	12-38209-02 55 183 812 (16x) 70-38209-00 55 183 812	11-40692-01 16x 		71-39352-00 	70-31414-10 	81-35882-00 K ← 31x41x7 AB SL RD FPM 81-90027-00 K → 81-40269-00 N 30x50x7 AW SL RD FPM

DAEWOO/CHEVROLET													
Ltr.			<b>1</b>										
2,0 LMN	89 kW (121 PS)				<b>61-37215-00</b> 96 440 163 1,1 mm 1 MLS <b>61-37215-10</b> 96 440 164 1,2 mm 2 MLS <b>61-37215-20</b> 96 440 165 1,3 mm 3 MLS 	<b>14-32287-01</b> 94 501 932 (10x) 	<b>71-38167-00</b> 96 440 309 	<b>12-38227-01</b> 96 440 146 (16x) <b>70-38227-00</b> 96 440 146 16x	<b>71-38156-00</b> 96 440 379 		<b>71-38146-00</b> 96 440 364 	<b>70-31414-10</b> 	<b>81-34805-00 K</b> ← 96 440 222 32x45x6 A SL RD ACM <b>81-38231-00 K</b> → 25 183 982 98x114x8 A SL LD FPM <b>81-53251-00 N</b> 36x50x8 A SL LD MVQ
2,0 LNF	186-194 kW (253-264 PS)				<b>61-37265-00</b> 87 Ø 0,64 mm MLS 	<b>14-32169-01</b> 90 537 691 (10x) 		<b>12-34264-01</b> 90 537 241 (16x) <b>70-34264-00</b> 90 537 241 16x	<b>71-38154-00</b> 		<b>71-39351-00</b> 12 622 668 	<b>70-31414-10</b> 	<b>81-38229-00 K</b> → 12 591 866 90x104x11 A SL LD
2,0 LNP	120 kW (163 PS)	CRUZE	08/10→	<b>02-40664-01</b> <sup>12</sup>  <b>08-41122-01</b> <sup>13</sup>	<b>61-37870-00</b> 25 190 137 87 Ø 1,05 mm 1 MLS <b>61-37870-10</b> 25 190 138 87 Ø 1,15 mm 2 MLS <b>61-37870-20</b> 25 190 139 87 Ø 1,25 mm 3 MLS 	<b>14-32340-01</b> 94 502 227 (10x) 	<b>15-40664-01</b> 25 186 594 	<b>12-38209-02</b> 55 183 812 (16x) <b>70-38209-00</b> 55 183 812 16x	<b>71-54213-00</b> 96 868 320 		<b>71-40666-00</b> 96 868 298 	<b>70-31414-10</b> 	<b>81-40697-00 K</b> ← 96 868 128 50x65x8 A SL RD PTFE <b>81-40698-00 K</b> → 96 868 243 98x114x8 A SL LD PTFE
2,0 LQ5	64-67 kW (87-91 PS)			<b>01-53950-01</b> <sup>12</sup> <sup>13</sup> 93 740 055 +94 535 484 (8x)	<b>61-53950-00</b> 96 325 170 70 Ø 	<b>14-32355-02</b> 94 580 081 (10x) 	<b>71-54182-00</b> 96 325 175 ACM 	<b>12-52939-03</b> 94 535 484 (8x) <b>70-52939-00</b> 94 535 484 8x	<b>71-54179-00</b> 96 571 108 		<b>71-54181-00</b> 96 325 689 	<b>70-31414-10</b> 	<b>81-53236-00 K</b> ← 94 535 472 32x47x6 A SL RD MVQ <b>81-53297-00 K</b> → 94 535 475 60x80x8 A SL LD MVQ <b>81-53236-00 N</b> 94 535 472 32x47x6 A SL RD MVQ



DAEWOO/CHEVROLET													
Ltr.			<b>1</b>										
2,0 LU2	147 kW (200 PS)			02-34435-01 <sup>12</sup> 08-31979-04 <sup>13</sup>	61-34435-00 87,5 Ø 1,2 mm MLS 	14-32104-01 90 466 480 (10x) 	15-31997-01 90 501 944 +90 411 826 (10x)  71-31997-00 90 501 944 	12-31306-01 70-31306-10 16x	71-31976-00 90 412 459 		71-35321-00 	71-31979-00 55 354 477  71-31978-00 <sup>11</sup> 	81-25516-10 K ← 90 183 572 31x50x8 A SL RD FPM 81-27294-10 K → 90 354 378 90x104x11 AB SL LD FPM 81-24909-10 N 55 563 374 35x48x7 A SL RD MVQ
2,0 X 20 D1	105 kW (144 PS)	EPICA	06/06→	01-54130-01 <sup>12</sup> <sup>13</sup> 93 740 211	61-54130-00 96 370 861 76,2 Ø 	14-32365-01 94 501 711 (14X) 	71-54198-00 96 307 727 ACM 	12-54218-01 96 307 714 (24X) 70-54218-00 96 307 714 24x	71-54199-00 96 307 801 6x 		71-54201-00 96 493 410 Zyl. 1,2,3  71-54202-00 96 493 411 Zyl. 4,5,6 	70-31414-10 	81-37186-00 K ← 96 307 764 45x65x7 A SL RD FPM 81-23708-50 K → 96 521 516 85x105x8 A SL LD FPM
2,0 X 20 SED Z 20 L	89-98 kW (121-133 PS)	EVANDA LACETTI LEGANZA MAGNUS NUBIRA OPTRA REZZO VIVANT	04/97→	02-33005-01 <sup>12</sup> 08-31979-01 <sup>13</sup> <sup>23</sup>	61-33005-10 92 067 765 87 Ø 1,3 mm 	14-32104-01 90 466 480 (10x) 	15-31997-01 90 501 944 +90 411 826 (10x)  71-31997-00 90 501 944 	12-31306-01 70-31306-10 16x	71-31976-00 90 412 459 		71-31971-00 	71-31979-00 <sup>23</sup> 55 354 477  71-31978-00 <sup>11</sup> <sup>23</sup> 	81-25516-10 K ← 90 183 572 31x50x8 A SL RD FPM 81-27294-10 K → 90 354 378 90x104x11 AB SL LD FPM 81-24909-10 N 55 563 374 35x48x7 A SL RD MVQ
2,0 X 20 XEV	94 kW (128 PS)	ASTRA	03/99-07/02	02-33005-01 <sup>12</sup> 08-31979-01 <sup>13</sup> <sup>23</sup>	61-33005-10 92 067 765 87 Ø 1,3 mm 	14-32104-01 90 466 480 (10x) 	15-31997-01 90 501 944 +90 411 826 (10x)  71-31997-00 90 501 944 	12-31306-01 70-31306-10 16x	71-31976-00 90 412 459 		71-34278-00 71-25865-00 	71-31979-00 <sup>23</sup> 55 354 477 	81-25516-10 K ← 90 183 572 31x50x8 A SL RD FPM 81-27294-10 K → 90 354 378 90x104x11 AB SL LD FPM 81-24909-10 N 55 563 374 35x48x7 A SL RD MVQ
2,0 Y 20 DTH	74 kW (101 PS)	ASTRA DTI	→2H999999, 22-28999999 08/02→	02-34277-01 <sup>12</sup>  08-34164-01 <sup>13</sup>	61-33820-00 85,5 Ø 1,3 mm 1 MLS 61-33820-10 85,5 Ø 1,4 mm 2 MLS 61-33820-20 85,5 Ø 1,5 mm 3 MLS 	14-32105-01 	71-34277-00 	12-31306-01 70-31306-10 16x	71-34286-00 90 412 459 71-34933-00 <sup>10</sup> 		71-34279-00 	71-34164-00 	81-34158-00 K ← 55x68x8 A SL RD FPM 81-34301-00 K → 99x114x11 A LD ACM FPM

DAEWOO/CHEVROLET													
Ltr.													
2,0 Y 20 DTH	74 kW (101 PS)	ASTRA DTI	3H000001, 32-38000001→	08/02→	02-34277-01 <sup>12</sup>  08-34164-01 <sup>13</sup>	61-33820-00 85,5 Ø 1,3 mm 1 MLS 61-33820-10 85,5 Ø 1,4 mm 2 MLS 61-33820-20 85,5 Ø 1,5 mm 3 MLS 	14-32105-01 	71-34277-00 	12-31306-01 70-31306-10	16x 71-34286-00 71-35319-00 <sup>10</sup> 	71-34279-00 	71-34164-00 	81-34158-00 K ← 55x68x8 A SL RD FPM 81-34301-00 K → 99x114x11 A LD ACM FPM
2,0 Z 20 DM Z 20 DMH Z 20 S	89-110 kW (121-150 PS)	CAPTIVA D CRUZE CDI EPICA D LACETTI D NUBIRA D		01/05→		61-37215-00 96 440 163 1,1 mm 1 MLS 61-37215-10 96 440 164 1,2 mm 2 MLS 61-37215-20 96 440 165 1,3 mm 3 MLS 	14-32287-01 94 501 932 (10x) 	71-38167-00 96 440 309 	12-38227-01 96 440 146 (16x) 70-38227-00 96 440 146	16x 71-38156-00 96 440 379 	71-38146-00 96 440 364 	70-31414-10 	81-34805-00 K ← 96 440 222 32x45x6 A SL RD ACM 81-38231-00 K → 25 183 982 98x114x8 A SL LD FPM 81-53441-00 N 96 440 161 36x50x8 A SL RD NBR
2,0 20 NEJ	81 kW (110 PS)	VECTRA		03/96-12/05	02-26775-05 <sup>12</sup> 08-31979-01 <sup>13</sup>	61-26775-10 87,5 Ø 1,3 mm 	14-32037-01 	71-33367-00 	12-26546-01 96 229 145 (8x) 70-26546-00 96 229 145	8x 71-26510-10 	71-25513-10 71-25865-00 <sup>10</sup> 	71-31979-00 55 354 477  71-31978-00 <sup>11</sup> 	81-25516-10 K ← 90 183 572 31x50x8 A SL RD FPM 81-27294-10 K → 90 354 378 90x104x11 AB SL LD FPM 81-24909-10 N 55 563 374 35x48x7 A SL RD MVQ
2,2 A 22 DMH Z 22 D1	120-135 kW (163-184 PS)	CAPTIVA D		03/11→	02-40664-01 <sup>12</sup>  08-41122-01 <sup>13</sup>	61-37870-00 25 190 137 87 Ø 1,05 mm 1 MLS 61-37870-10 25 190 138 87 Ø 1,15 mm 2 MLS 61-37870-20 25 190 139 87 Ø 1,25 mm 3 MLS 	14-32340-01 94 502 227 (10X) 	15-40664-01 25 186 594 	12-38209-02 55 183 812 (16x) 70-38209-00 55 183 812	16x 71-54213-00 96 868 320 	71-40666-00 96 868 298 	70-31414-10 	81-40697-00 K ← 96 868 128 50x65x8 A SL RD PTFE 81-40698-00 K → 96 868 243 98x114x8 A SL LD PTFE

DAEWOO/CHEVROLET													
2,2 C 22 SEL	102 kW (139 PS)	VECTRA	05/98-12/05	<b>02-33005-01</b> <sup>(12)</sup> <b>08-31965-02</b> <sup>(13)</sup> 92 061 971 	<b>61-33005-10</b> 92 067 765 87 Ø 1,3 mm 	<b>14-32104-01</b> 90 466 480 (10x) 	<b>15-31997-01</b> 90 501 944 +90 411 826 (10x)  <b>71-31997-00</b> 90 501 944 	<b>12-31306-01</b> <b>70-31306-10</b> 16x 	<b>71-31976-00</b> 90 412 459 	 <b>71-31971-00</b> <b>71-25865-00</b> <sup>(1)</sup> 	<b>71-34163-00</b> Gummi/Metall  <b>71-31978-00</b> <sup>(11)</sup> 	<b>81-25516-10 K</b> ← 90 183 572 31x50x8 A SL RD FPM <b>81-27294-10 K</b> → 90 354 378 90x104x11 AB SL LD FPM <b>81-24909-10 N</b> 55 563 374 35x48x7 A SL RD MVQ 2x	
2,2 MB OM 601	74 kW (101 PS)	MUSSO TD	09/99→	<del><b>02-29120-01</b></del> <del><b>08-26204-02</b></del> <sup>(13)</sup> 	<b>61-29120-20</b> 90,5 Ø 1,8 mm <b>61-29120-30</b> 90,5 Ø 2 mm 	<b>14-32031-01</b> 	<b>71-26222-10</b> 	<b>12-27214-03</b> <b>70-27214-00</b> <b>70-28424-10</b> 4x 4x 	<b>71-26206-20</b> 	<b>71-26219-00</b> 	<b>71-26204-10</b> 	<b>81-26248-10 K</b> ← 45x67x8 A SL RD PTFE <b>81-26249-00 K</b> → 93x114x13 A SL LD FPM	
2,2 T 22 SED	100 kW (136 PS)	LEGANZA	04/99-12/02	<b>02-33005-09</b> <sup>(12)</sup> 93 742 408 +92 067 765 <b>08-31965-02</b> <sup>(13)</sup> 92 061 971 	<b>61-33005-10</b> 92 067 765 87 Ø 1,3 mm 	<b>14-32104-01</b> 90 466 480 (10x) 	<b>15-31997-01</b> 90 501 944 +90 411 826 (10x)  <b>71-31997-00</b> 90 501 944 	<b>12-31306-12</b> 12 855 396 (16x) <b>70-31306-00</b> 12 855 396 16x 	<b>71-31976-00</b> 90 412 459 	<b>71-38159-00</b> 92 063 157 	<b>71-31979-00</b> 55 354 477 	<b>81-25516-10 K</b> ← 90 183 572 31x50x8 A SL RD FPM <b>81-27294-10 K</b> → 90 354 378 90x104x11 AB SL LD FPM <b>81-24909-10 N</b> 55 563 374 35x48x7 A SL RD MVQ 2x	
2,2 Z 22 SE	108 kW (147 PS)	VECTRA	04/02-04/04	<del><b>02-34330-01</b></del> <sup>(12)</sup> <sup>(31)</sup> <del><b>02-34330-02</b></del> <sup>(12)</sup> <sup>(34)</sup> <del><b>08-38272-01</b></del> <sup>(13)</sup> 	<b>61-34330-00</b> 87 Ø 0,5 mm MLS 	<b>14-32169-01</b> 90 537 691 (10x) 	<b>15-34276-01</b> <sup>(31)</sup>  <b>71-36218-00</b> <sup>(34)</sup> 	<b>12-34264-01</b> 90 537 241 (16x) <b>70-34264-00</b> 90 537 241 16x 	<b>11-34269-01</b> 	<b>71-34287-00</b> 	<b>70-31414-10</b> 	<b>81-33489-00 K</b> ← 90 571 925 42x55x7 A SL RD ACM FPM <b>81-27294-10 K</b> → 90 354 378 90x104x11 AB SL LD FPM	
2,2 Z 22 YH	110-114 kW (150-155 PS)	VECTRA ZAFIRA	01/05→	<del><b>02-36215-01</b></del> <sup>(12)</sup> <del><b>08-38272-01</b></del> <sup>(13)</sup> 	<b>61-36215-00</b> MLS 	<b>14-32169-01</b> 90 537 691 (10x) 	<b>71-36218-00</b> 	<b>12-34264-01</b> 90 537 241 (16x) <b>70-34264-00</b> 90 537 241 16x 		<b>71-34287-00</b> 	<b>70-31414-10</b> 	<b>81-33489-00 K</b> ← 90 571 925 42x55x7 A SL RD ACM FPM <b>81-27294-10 K</b> → 90 354 378 90x104x11 AB SL LD FPM	
2,3 M 111.970	103 kW (140 PS)	MUSSO	01/99→	<del><b>02-29415-02</b></del> <del><b>08-29170-01</b></del> <sup>(13)</sup> 	<b>61-29415-00</b> 92 Ø 1,75 mm 	<b>14-32028-02</b> 	<b>15-31001-01</b> 	<b>12-29491-01</b> <b>70-29491-00</b> 16x 	<b>71-31138-00</b> 2x 	<b>71-29349-00</b> 	<b>71-29170-10</b> 	<b>81-26248-00 K</b> ← 45x67x8 A SL RD FPM <b>81-26249-00 K</b> → 93x114x13 A SL LD FPM	

DAEWOO/CHEVROLET													
2,4 A 24 XE LE5 LE9	123-128 kW (167-174 PS)	CAPTIVA HHR MALIBU	01/06→	08-39572-01 <sup>13</sup>	61-37900-00 12 597 769 90 Ø MLS 	14-32169-01 90 537 691 (10x) 	15-40822-01 12 598 014 	12-34264-01 90 537 241 (16x) 70-34264-00 90 537 241	11-77639-01 24 455 112 (4x) 16x 71-54222-00 12 575 851 		71-39351-00 12 622 668 	70-31414-10 	81-33489-00 K ← 90 571 925 42x55x7 A SL RD ACM FPM 81-38229-00 K → 12 591 866 90x104x11 A SL LD
2,5 LF4 X 25 D1	115 kW (156 PS)	EPICA	06/06→	01-33490-01 <sup>12</sup> <sup>13</sup> 93 740 212	61-33490-00 96 451 758 78 Ø 	14-32365-01 94 501 711 (14x) 	71-54198-00 96 307 727 ACM 	12-54218-01 96 307 714 (24x) 70-54218-00 96 307 714	71-54199-00 96 307 801 24x 		71-54201-00 96 493 410 Zyl. 1,2,3  71-54202-00 96 493 411 Zyl. 4,5,6 	70-31414-10 	81-37186-00 K ← 96 307 764 45x65x7 A SL RD FPM 81-23708-50 K → 96 521 516 85x105x8 A SL LD FPM
2,8 Z 28 NET	184-188 kW (250-256 PS)	VECTRA	11/05→	02-37220-01 <sup>12</sup> R 02-37225-01 <sup>12</sup> L	61-37220-00 R MLS  61-37225-00 L MLS 	14-32293-01 	2x 71-38171-00 R  71-38172-00 L 	12-38226-01 70-38226-00	2x 24x 71-38222-00 U Mot.→61999999 71-38223-00 U Mot.71000001→ 71-38174-00 <sup>10</sup> 0 2x 		71-38239-00 2x 	70-31414-10 	81-38237-00 K ← 50x70x11 AB SL RD PTFE 81-90046-00 K → 173x228x11,6 A SL LD LD PTFE
2,9 MB-OM 601 29TD	88 kW (120 PS)	KORANDO TD MUSSO TD	01/99→	02-29245-01  08-26572-04 <sup>13</sup> <sup>35</sup>	61-29245-30 90,5 Ø 1,7 mm 61-29245-40 90,5 Ø 2 mm 	14-32031-02 	71-26574-10 	12-27214-04 70-27214-00 70-28424-10	5x 5x 71-26571-20 		71-26611-00 	71-26572-10 	81-26248-10 K ← 45x67x8 A SL RD PTFE 81-90002-00 K →
2,9 MB-OM 662	72-73 kW (98-99 PS)	KORANDO D MUSSO D	01/99→	02-29245-01  08-26572-02 <sup>13</sup>	61-29245-30 90,5 Ø 1,7 mm 61-29245-40 90,5 Ø 2 mm 	14-32031-02 	71-26574-10 	12-27214-04 70-27214-00 70-28424-10	5x 5x 71-26571-20 		71-26611-00 	71-34038-00 Metall 	81-26248-10 K ← 45x67x8 A SL RD PTFE 81-26249-00 K → 93x114x13 A SL LD FPM
3,0 A 30 XH <b>[NEW]</b>	190 kW (258 PS)	CAPTIVA	01/10→		61-37220-00 R MLS  61-37225-00 L MLS 	14-32293-01 	2x 71-40676-00 L  71-40708-00 R 	12-38226-01 70-38226-00	2x 24x		71-40688-00 2x 	70-31414-10 	81-38237-00 K ← 50x70x11 AB SL RD PTFE

DAEWOO/CHEVROLET

Ltr.	Power (kW/PS)	Model	Year	Part 1	Part 2	Part 3	Part 4	Part 5	Part 6	Part 7	Part 8	Part 9	Part 10	Part 11
3,0 C 30 NE	130 kW (177 PS)	PRINCE SUPER SALOON	08/94-07/97	02-24675-12 <sup>12</sup> 08-12842-03 <sup>13</sup>	61-24675-20 97 Ø 1,1 mm 	14-32039-02 	71-27334-00 	12-27431-04 70-27431-00 12x		71-28231-10 <sup>7</sup> 		10-12842-02 	81-19195-00 K ← 45x60x9 A SL RD ACM 81-20667-30 K → 77x100x11,5 A SL LD FPM	
3,2 M 104.992 M 104.995	156-162 kW (212-220 PS)	KORANDO MUSSO	01/99→	02-28975-02 <del>08-28636-01 <sup>13</sup></del>	61-28975-30 91 Ø 1,75 mm 	14-32029-01 	15-29497-01 	12-29491-02 70-29491-00 24x	71-29486-00 6x 		71-31321-00 2x 	71-26232-20 	81-26248-00 K ← 45x67x8 A SL RD FPM 81-26249-00 K → 93x114x13 A SL LD FPM	
3,2 Z 32 SE	155 kW (211 PS)			08-34896-01 <sup>14</sup>	61-34430-00 88,5 Ø 0,6 mm MLS 	14-32104-02 	15-34268-02 2x 	12-31306-11 70-31306-10 2x 24x			71-34271-00 2x 	70-31414-10 	81-28236-00 K ← 38x50x8 A SL RD FPM 81-27294-10 K → 90 354 378 90x104x11 AB SL LD FPM 81-24909-10 N 55 563 374 35x48x7 A SL RD MVQ 4x	
3,2 Z 32 SE	155 kW (211 PS)			02-34430-02 <sup>12</sup> 08-34896-01 <sup>14</sup>	61-34430-00 88,5 Ø 0,6 mm MLS 	14-32104-02 	15-38269-01 2x 	12-31306-11 70-31306-10 2x 24x			71-34271-00 2x 	70-31414-10 	81-28236-00 K ← 38x50x8 A SL RD FPM 81-27294-10 K → 90 354 378 90x104x11 AB SL LD FPM 81-24909-10 N 55 563 374 35x48x7 A SL RD MVQ 4x	
3,2 Z 32 SE	155 kW (211 PS)			08-34896-01 <sup>14</sup>	61-34430-00 88,5 Ø 0,6 mm MLS 	14-32104-02 		12-31306-11 70-31306-10 2x 24x			71-34271-00 2x 	70-31414-10 	81-28236-00 K ← 38x50x8 A SL RD FPM 81-27294-10 K → 90 354 378 90x104x11 AB SL LD FPM 81-24909-10 N 55 563 374 35x48x7 A SL RD MVQ 4x	
3,2 Z 32 SEE	167 kW (227 PS)	WINSTORM	12/06→		61-37220-00 R MLS  61-37225-00 L MLS 	14-32293-01 2x 	71-38171-00 R 2x  71-38172-00 L 	12-38226-01 70-38226-00 2x 24x	71-38222-00 U 71-38174-00 <sup>10</sup> 0 2x 				81-38237-00 K ← 50x70x11 AB SL RD PTFE	