


2017



US MOTOR WORKS

FUEL PUMPS

MODULES | KITS | TESTERS

WARRANTY POLICY

US Motor Works, LLC

- USMW brand of US Motor Works, LLC products are warranted to be free from defects in material and manufacture, under normal use and service
- US Motor Works coverage will extend a full 12 months from the date of installation in an engine regardless of mileage or hours.
- US Motor Works will cover (replace free of charge or pay for) all labor and parts needed to repair the warrantable failure, including progressive damage to the engine concerned.

Conditions of the warranty are:

1. US Motor Works must be notified by the customer before filing a warranty claim.
2. All warranty claims must be in writing and US Motor Works reserves the right to examine every single engine or part subject to a claim under this warranty
3. Price of parts will be based on the US Motor Works current price list or other accepted suppliers at US Motor Work's option. Cost of labor will be of reasonable hourly flat rate (overtime or holiday rates are not accepted).

The warranty is also subject to the following limitations:

1. The provisions of this warranty shall not apply to any US Motor Works (USMW) brand part altered from its original specification (including but not limited to alterations in packaging and/or markings) or which has been misused, exposed to weather conditions, negligence or damage by accident.
2. The warranty shall be null and void, if the engine or vehicle is not maintained to the suggested OEM level. All receipts and record should be accounted for in the event it is requested for the warranty analysis.
3. This warranty is provided solely to direct customers of the US Motor Works and not any other party. It is the only agreement or obligation of US Motor Works. All other warranties, expressed or implied, including the warranties of merchantability and/or fitness for a particular purpose, are excluded.

US Motor Works, LLC

14722 Anson Ave.

Santa Fe Springs, CA 90670 USA

Tel (562) 404-0488 Fax (562) 404-8770

www.usmotorworks.com

FUEL PUMPS

USMW Electric Fuel Pumps (modules, rebuild kits and in-tank fuel pumps) are designed with quality in mind. All product applications have been designed and tested to meet or exceed original equipment specifications. Our electric fuel pump kits contain all of the components and strainers needed to cover the largest range of applications possible with each kit.



GENERAL FEATURES:

- * 100% tested for flow and voltage to our high quality standards.
- * Designed and manufactured with the best NEW electrical connectors to ensure trouble-free performance.
- * Every Fuel Pump Module is supplied with a pigtail and other accessories necessary to properly complete the installation.
- * Manufactured to original specifications for proper fit and easy installation.




TABLE OF CONTENTS

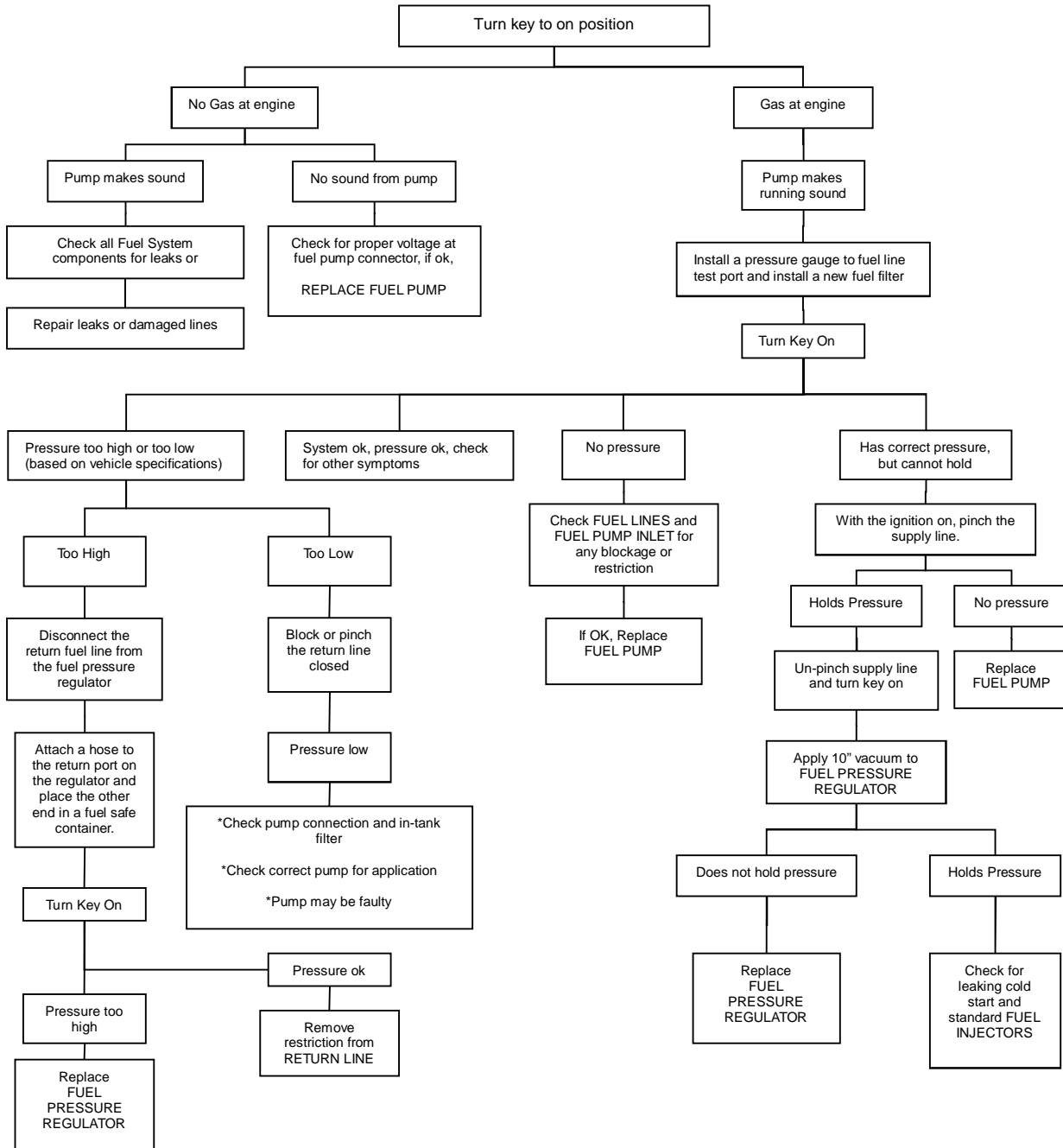
Product Information	4
Application Guide - Modules	11
Application Guide - Kits	66
Buyer's Guide	130
Cross Reference	203
Identification Guide	228

All Manufacturers names, numbers, symbols and descriptions are used for reference purposes only, and in no way does it imply that any parts listed in this catalog are the products of these manufacturers.





FUEL SYSTEM DIAGNOSTIC TREE



KEEP YOUR WORK AREA CLEAN!!!!!!

The number one cause of fuel pump failures is from fuel contaminants such as dirt, rust and moisture. If the fuel system is not cleaned, then these contaminants will cause the replacement fuel pump to fail prematurely. Make sure to clean your fuel tank and keep your work area clean to prevent this type of contamination.

ELECTRIC FUEL PUMPS AND FUEL PUMP MODULES




CONDITIONS TO ACCEPT OR EXCHANGE UNITS

Units that have been modified are NOT acceptable




Units with Broken parts are NOT acceptable



Units with Dark, Clogged or Contaminated strainer are NOT acceptable




Units with Discolored Plastic and Hoses are NOT acceptable




Units with Corrosion, Rust, or Discoloration on pump bodies are NOT acceptable



Units with Burned Wiring and Connector are NOT acceptable



Marking on units that are acceptable for warranty



WWW.USMOTORWORKS.COM

DFP01-102012-REV-ENG

FUEL PUMP GENERAL INSTALLATION INSTRUCTIONS AND PRECAUTIONS

PRECAUTIONS:

- Work on a level surface.
- Use safety stands for support, not a jack.
- Keep an ABC fire extinguisher close by.
- Wear approved safety glasses
- Work in a well ventilated area.
- Do not smoke or allow open flames near vehicle.
- Disable fuel pump before servicing by removing fuse or battery cables.
- Relieve fuel system pressure before servicing pump.

WARNING: Gasoline is extremely flammable, so take extra precautions when you work on any part of the fuel system. Don't smoke or allow open flames or bare light bulbs near the work area, and don't work in a garage where a natural gas appliance is located. Gasoline is also carcinogenic, take the proper precautions and wear latex gloves when spills are possible. If fuel does come into contact with your skin, rinse it off immediately with soap and water. Mop up all fuel spills and do not store any fuel-soaked rags where they could ignite.

B. NOTE:

PHYSICAL CONFIGURATION OF REPLACEMENT PUMP MAY NOT BE IDENTICAL TO THE PUMP BEING REMOVED, BUT REPLACEMENT PUMP WILL FUNCTION THE SAME AS THE PUMP BEING REMOVED.

In some applications the new pump may not mount in the same location as the pump being removed. This kit may service more than one vehicle, so there may be some parts left over after installation.

This pump will not remedy malfunctions of the filter, regulator, injectors, or other fuel system components. Diagnose fuel pump using procedures in service manual to confirm pump failure before proceeding with pump replacement.

C. CAUTION:

THIS FUEL PUMP IS NOT APPROVED FOR AIRCRAFT OR MARINE USE.

DO NOT RUN PUMP DRY OR DAMAGE COULD RESULT TO PUMP.

DO NOT REUSE FUEL STRAINER.

DIRT IS THE MAJOR CAUSE OF PUMP FAILURE, KEEP PUMP AND COMPONENT PARTS CLEAN AND FREE OF DIRT.

D. FUEL PUMP REPLACEMENT:

Installation of replacement pump may require that some of the mounting or electrical hardware be reused. Do not destroy any hardware that might need to be reused on replacement pump.

1. Verify that the pump has failed.
 - Check all related fuel system components to verify that the fuel pump is the failed component.
2. Relieve vehicle fuel pressure.
 - Consult the vehicle specific repair manual for proper procedure.
3. Disconnect the negative terminal from the battery
4. Empty fuel from gas tank.
 - Drain fuel into approved containers and dispose of per local regulations
5. Remove fuel tank from vehicle (if required)
 - Consult vehicle specific repair manual for proper procedures.
6. Remove old fuel pump
 - Consult vehicle specific repair manual for proper procedures.
7. Clean inside of fuel tank
 - Fuel contamination is the leading cause for fuel pump failure.
 - Fuel tank must be clean and a new strainer must be installed with new fuel pump
8. Inspect wiring and hoses on vehicle.
 - Inspect all original equipment wiring and hoses for damage.
 - Wiring harness must be replaced if included with fuel pump kit.
 - Replace all worn or deteriorated hoses and fittings.

FUEL PUMP GENERAL INSTALLATION INSTRUCTIONS CONTINUED....

9. Install new fuel pump / Fuel Pump Module and strainer
 - Always replace strainer with new parts when replacing fuel pump
10. Re-install fuel tank (if required)
 - Consult vehicle specific repair manual for proper procedures
11. Replace fuel filter
 - Clogged fuel filter will reduce fuel pump life and produce low fuel pressures
12. Fill tank **completely** with clean fuel
 - Complete Fuel pump / Fuel Pump Module must be submerged in order for fuel pump / fuel system to prime.
 - Wait a minimum of 5 minutes for Fuel Pump Modules to prime before starting vehicle.
13. Start engine and check for leaks
 - Reconnect battery cable
 - Key may need to be switched on and off several times before proper fuel system pressure is achieved.
 - Check for leaks

NOTE: A loss of oil pressure or defective oil pressure switch may cause the fuel pump to be inoperative.

INSTALACION DE LA BOMBA DE COMBUSTIBLE ELECTRICA HOJA DE INSTRUCCIONES

A. PRECAUCIONES DE SEGURIDAD:

Trabaje sobre una superficie nivelada.
Use soportes de seguridad, no use un gato hidráulico.
Mantenga un extinguidor ABC a la mano.
Use gafas de seguridad adecuadas
Trabaje en un área bien ventilada.
No fume ni permita llamas abiertas cerca del vehículo.
Desconecte la bomba de combustible antes de darle mantenimiento quitando el fusible o los cables de la batería.
Deje escapar la presión del sistema de combustible antes de dar mantenimiento o cambiar la bomba.

ADVERTENCIA: La gasolina es extremadamente inflamable, así que tome todas las precauciones adicionales cuando usted trabaje en cualquier parte del sistema de combustible. No fume ni permita las llamas abiertas y no use bombillas descubiertas cerca del área de trabajo, no trabaje en un garage donde haya un equipo de gas natural. La gasolina es también carcinógena, tome las precauciones apropiadas y use guantes del látex cuando haya un derrame de gasolina. Si el combustible entra en contacto con su piel, enjuague inmediatamente con jabón y agua. Absorba todos los derrames del combustible y no guarde ningún trapo empapado de gasolina porque podría prenderse.

B. NOTA:

ES POSIBLE QUE LA APARIENCIA FISICA DE LA BOMBA DE REPUESTO NO SEA IDENTICA A LA DE LA BOMBA QUE SUSTITUYE, PERO LA BOMBA DE REPUESTO FUNCIONARA IGUAL A LA BOMBA QUE VA A CAMBIAR.

En algunas aplicaciones la bomba nueva no quedara instalada en el mismo sitio que la bomba que sustituye. Esta bomba se adapta a mas de un modelo de vehículo. Pueden sobrar algunas piezas al terminar la instalación.
Esta bomba no soluciona los problemas en el filtro, regulador, inyectores o de otros componentes del sistema de combustible. Use los procedimientos indicados en el manual de servicio para confirmar la falla de la bomba antes de reemplazarla.

C. PRECAUCION:

ESTA BOMBA DE COMBUSTIBLE NO ESTA AUTORIZADA PARA USO MARITIMO O EN AERONAVES. NO OPERE LA BOMBA EN SECO, PUEDE CAUSARLE DAÑOS. NO UTILIZE EL CEDAZO USADO. LAS IMPUREZAS SON LA CAUSA PRINCIPAL DEL MAL FUNCIONAMIENTO DE LA BOMBA. MANTENGA LIMPIA LA BOMBA Y DEMAS PIEZAS.

D. REEMPLAZO DE LA BOMBA DE COMBUSTIBLE.

Es posible que deba volver a utilizar piezas de montaje o eléctricas durante la instalación de la bomba de repuesto. No destruya las piezas que pudiera necesitar en la instalación de la bomba de repuesto nueva.

- 1 Verifique que la bomba ha fallado.
 - Compruebe todos los componentes relacionados del sistema de combustible para verificar que el surtidor de gasolina es el que causo la falla.
2. Deje escapar la presión del combustible del vehículo.
 - Consulte el manual de reparaciones específico del vehículo para el procedimiento apropiado
3. Desconecte el cable del poste [terminal] negativo de la batería
4. Vacíe el combustible del tanque [depósito de gasolina]. Drene el combustible en envases apropiados y siga todas las regulaciones locales.
5. Quitar el depósito [tanque] de gasolina del vehículo (si se requiere)
 - Consulte el manual de reparaciones específico del vehículo para los procedimientos apropiados.
- 6 Quite la bomba de gasolina vieja
 - Consulte el manual de reparaciones específico del vehículo para los procedimientos apropiados.
7. Limpie bien dentro del depósito de gasolina
 - La contaminación del combustible es la causa principal que ocasiona la falla de la bomba de gasolina.
 - El depósito de gasolina debe estar limpio y un nuevo filtro se debe instalar con la nueva bomba de gasolina
8. Examine los cables y las mangueras en el vehículo.
 - Examine todo el cableado y mangueras del equipo original para saber si hay daños.
 - El arnés del cableado debe ser substituido si está incluido en el kit de la bomba de gasolina.
 - Reemplace todas las mangueras gastadas o deterioradas.
9. Instale la nueva bomba y el nuevo módulo con el filtro nuevo de la bomba de gasolina
 - Substituya siempre el filtro con las piezas nuevas al cambiar la bomba de gasolina

10. Reinstale el tanque de gasolina (si se requiere)
 - Consulte el manual de reparaciones específico del vehículo para los procedimientos apropiados
11. Sustituya el filtro de combustible
 - El filtro de combustible sucio y viejo reducirá la vida de la bomba de gasolina y producirá presiones de combustible bajas
12. Llene el tanque **totalmente** con combustible limpio
 - La bomba completa de gasolina /el modulo completo se deben sumergir completamente dentro del tanque para que el sistema se prepare a cargar.
 - Espere un mínimo de 5 minutos para que la bomba de gasolina se prepare a cargar antes de encender el vehículo.
13. Encienda el motor y asegúrese de que no haya fugas
 - Vuelva a conectar el cable de la batería
 - La llave en el switch puede necesitar ser cambiado en on y off por varias veces antes de que se alcance la presión apropiada del sistema de combustible.
 - Asegúrese nuevamente para saber si hay escapes

NOTA: Una pérdida de presión de aceite o un interruptor de presión de aceite defectuoso, pueden dejar la bomba fuera de servicio.-



BENCHTOP FUEL PUMP TESTER

Part# USEPTEST1



BENEFITS:

- Compact Bench-top design with Internal fuse-protected Power supply
- Tests Fuel Pumps and Modules
- Large, High Precision, Glycerin Filled pressure Gauge (230psi max)
- Large Heavy Duty Stainless Steel fluid tank with cover
- Removable pump / module holder with integrated splash shield
- Circuit breaker protected front mounted output terminals
- High Precision/ High Volume Flow Meter (250LPH max)
- DIGITAL Volt Meter and Ammeter
- Test harness and adapter leads included
- Drain port in bottom of tank
- Full operating instruction booklet with Pressure and flow specifications

ACURA.....	5	MAZDA.....	48
AUDI.....	5	MERCEDES-BENZ.....	49
BMW.....	6	MERCURY.....	49
BUICK.....	7	MERKUR.....	50
CADILLAC.....	8	MINI.....	50
CHEVROLET.....	8	MINI.....	50
CHRYSLER.....	18	NISSAN.....	50
DAEWOO.....	19	OLDSMOBILE.....	51
DODGE.....	19	PEUGEOT.....	52
EAGLE.....	26	PLYMOUTH.....	52
FORD.....	26	PONTIAC.....	53
GEO.....	39	RENAULT.....	54
GMC.....	39	SAAB.....	54
HONDA.....	45	SATURN.....	54
HYUNDAI.....	46	SEAT.....	55
INFINITI.....	46	SUBARU.....	55
ISUZU.....	46	SUZUKI.....	55
JEEP.....	46	TOYOTA.....	55
KIA.....	47	VOLKSWAGEN.....	55
LINCOLN.....	48	VOLVO.....	58

**APPLICATIONS
MODULES**

Engine	Years	Application Description	USMW
ACURA			
CL			
2.2L L4 2156cc	1997	F22B1 Desig.	USEP8349H
2.3L L4 2254cc	1998-1999	F23A1 Desig.	USEP8353H
3.0L V6 2997cc	1997-1999	J30A1 Desig.	USEP8353H
INTEGRA			
1.7L L4 1678cc	1992-1993	B17A1 Desig.; GS-R	USEP8334H
1.8L L4 1797cc 110 CID	1996-1997	B18C1 Desig.; GS-R	USEP8345H
1.8L L4 1797cc 110 CID	1997	B18C5 Desig.; Type R	USEP8345H
1.8L L4 1797cc 110 CID	2000-2001	B18C1 Desig.; GS-R, B18C5 Desig.; Type R	USEP8341H
1.8L L4 1834cc 112 CID	1990-1991	GS, LS, RS	USEP8334H
1.8L L4 1834cc 112 CID	1992-1993	GS; LS; RS	USEP8334H
1.8L L4 1834cc 112 CID	1994-1995	LS; RS	USEP8338H
1.8L L4 1834cc 112 CID	1995	B18B1 Desig.; Special Edition	USEP8338H
1.8L L4 1834cc 112 CID	1996	B18B1 Desig.; LS, RS	USEP8341H
1.8L L4 1834cc 112 CID	1996	B18B1 Desig.; Special Edition	USEP8341H
1.8L L4 1834cc 112 CID	1997-1999	B18B1 Desig.; GS, LS, RS	USEP8341H
LEGEND			
3.2L V6 3206cc	1991	Sedan; L,LS	USEP8333H
3.2L V6 3206cc	1992	Sedan, L, LS	USEP8333H
3.2L V6 3206cc	1993	Sedan, Coupe; L; LS	USEP8333H
3.2L V6 3206cc	1994-1995	Sedan, Coupe; L, LS, GS	USEP8333H
3.2L V6 3206cc	1995	Sedan, SE	USEP8333H
MDX			
3.5L V6 3471cc	2001-2002		USEP8720M
3.5L V6 3471cc	2003-2005	Base, Touring	USEP8640M
3.5L V6 3471cc	2006	Base, Touring	USEP8657M
RSX			
2.0L L4 1998cc 122 CID	2002-2004		USEP8713M
SLX			
3.5L V6 3494cc	1998-1999		USEP8399H
TL			
2.5L L5 2451cc	1995		USEP8347H
2.5L L5 2451cc	1996-1998	G25A4 Desig.	USEP8347H
3.2L V6 3206cc	1996-1998	C32A6 Desig.	USEP8347H
VIGOR			
2.5L L5 2451cc	1992-1994	GS, LS, GS	USEP8331H
AUDI			
A3			
1.8L L4 1781cc 109 CID	2000-2003	Sold in Mexico	USEP12050M
1.8L L4 1781cc 109 CID	2004	Sold in Mexico	USEP12024M
1.8L L4 1781cc 109 CID	2004	Sold in Mexico	USEP12057M
2.0L L4 1984cc 121 CID	2004-2005	Sold in Mexico	USEP12050M
2.0L L4 1984cc 121 CID	2007	Sold in Mexico	USEP12057M
2.0L L4 1984cc 121 CID	2008	BPY Desig.; Base; VIN F	USEP8833M
2.0L L4 1984cc 121 CID	2009	Base; CBFA Desig.; CCTA Desig.	USEP8833M
A3 (MEX)			
1.4L L4 1368cc 83 CID	2008-2009		USEP8833M
1.8L L4 1754cc 107 CID	2000-2001		USEP12050M
1.8L L4 1781cc 109 CID	2002-2003		USEP12050M
1.8L L4 1781cc 109 CID	2004-2009		USEP12057M
2.0L L4 1984cc 121 CID	2004-2007		USEP8833M
2.0L L4 1984cc 121 CID	2005		USEP12050M
2.0L L4 1998cc 122 CID	2005		USEP12057M
A3 100 ANIV (MEX)			
1.8L L4 1781cc 109 CID	2010		USEP12057M
A3 AMBIENTE (MEX)			
1.8L L4 1781cc 109 CID	2010-2011		USEP12057M
A3 ATTRACTION (MEX)			
1.8L L4 1781cc 109 CID	2010-2011		USEP12057M
A3 ATTRACTION S LINE (MEX)			
2.0L L4 1998cc 122 CID	2010		USEP8833M
A3 CABRIO (MEX)			
1.8L L4 1781cc 109 CID	2010		USEP12057M
A3 QUATTRO (MEX)			
3.2L V6 3189cc 195 CID	2004-2005		USEP8833M

Engine	Years	Application Description	USMW
A3 SPORTBACK 100 ANIV (MEX)			
1.8L L4 1781cc 109 CID	2010		USEP12057M
A3 SPORTBACK AMBIENTE (MEX)			
1.8L L4 1781cc 109 CID	2010-2011		USEP12057M
A4			
1.8L L4 1781cc 109 CID	1997-1999	AEB Desig.; VIN B	USEP8294M
1.8L L4 1781cc 109 CID	1998	AEB Desig.; Base; VIN B	USEP8294M
1.8L L4 1781cc 109 CID	2000	ATW Desig.; VIN C	USEP8294M
1.8L L4 1781cc 109 CID	2001	AWM Desig.; VIN C	USEP8294M
1.8L L4 1781cc 109 CID	2008	Sold in Mexico	USEP12147M
1.8L L4 1781cc 109 CID	2011	Luxury; Trendy; Sold in Mexico	USEP12147M
2.0L L4 1984cc 121 CID	2010	Sold in Mexico; Trendy	USEP12147M
2.0L L4 1984cc 121 CID	2011	Luxury; Sport, Trendy, Luxury; Sold in Mexico	USEP12147M
2.8L V6 2771cc	1996		USEP8294M
2.8L V6 2771cc	1997	VIN A	USEP8294M
2.8L V6 2771cc	1998	Base; Avant; VIN D	USEP8294M
2.8L V6 2771cc	1999	AHA Desig.; VIN D	USEP8294M
2.8L V6 2771cc	2000-2001	ATQ Desig.; VIN H	USEP8294M
3.0L V6 2976cc	2002	AVK Desig.; VIN T	USEP8476M
3.0L V6 2976cc	2003	Base; VIN T; To 05/31/03	USEP8476M
A4 (MEX)			
1.8L L4 1781cc 109 CID	2007-2009		USEP12147M
A4 100 ANIV (MEX)			
1.8L L4 1781cc 109 CID	2010		USEP12147M
A4 30 ANIV QUATTRO (MEX)			
2.0L L4 1998cc 122 CID	2011		USEP12147M
A4 ELITE QUATTRO (MEX)			
3.2L V6 3200cc 195 CID	2010-2011		USEP12147M
A4 LUXURY (MEX)			
1.8L L4 1781cc 109 CID	2010-2011		USEP12147M
2.0L L4 1998cc 122 CID	2010-2011		USEP12147M
A4 LUXURY QUATTRO (MEX)			
2.0L L4 1998cc 122 CID	2010-2011		USEP12147M
A4 QUATTRO			
1.8L L4 1781cc 109 CID	1997	AEB Desig.; VIN B	USEP8293M
1.8L L4 1781cc 109 CID	1998-2000	AEB Desig.; Base; VIN B	USEP8293M
1.8L L4 1781cc 109 CID	1999	AEB Desig.; Avant; VIN B	USEP8293M
1.8L L4 1781cc 109 CID	2000-2001	Base; Avant; VIN C	USEP8293M
2.0L L4 1984cc 121 CID	2011	Luxury; Sport Sold in Mexico	USEP12147M
2.8L V6 2771cc	1996		USEP8293M
2.8L V6 2771cc	1997	AFC Desig.; VIN A	USEP8293M
2.8L V6 2771cc	1998-1999	Base; Avant; VIN D	USEP8293M
2.8L V6 2771cc	2000-2001	Base; Avant; VIN H	USEP8293M
3.0L V6 2976cc	2002	Base; Avant; VIN T	USEP8476M
3.0L V6 2976cc	2003	Base; Avant; VIN T; To 05/31/03	USEP8476M
A4 SPORT (MEX)			
2.0L L4 1998cc 122 CID	2010-2011		USEP12147M
2.0L L4 2000cc 122 CID	2012		USEP8880M
A4 SPORT QUATTRO (MEX)			
2.0L L4 1998cc 122 CID	2010-2011		USEP12147M
A4 TRENDY (MEX)			
1.8L L4 1781cc 109 CID	2010-2011		USEP12147M
1.8L L4 1781cc 109 CID	2012		USEP8880M
2.0L L4 1998cc 122 CID	2010-2011		USEP12147M
A5 (MEX)			
3.2L V6 3200cc 195 CID	2009		USEP8880M
A6			
2.8L V6 2771cc	1998	AHA Desig.; Base; VIN A	USEP8368M
2.8L V6 2771cc	1999-2001		USEP8368M
3.0L V6 2950cc	2005	Sold in Mexico	USEP12148M
3.0L V6 2976cc	2002-2004		USEP8368M
A6 (MEX)			
3.0L V6 2976cc	2005-2006	Sold in Mexico	USEP12148M
A6 QUATTRO			
2.7L V6 2671cc	2000-2002	APB Desig.; Base; VIN D	USEP8384M
2.7L V6 2671cc	2003-2004	BEL Desig.; Base; VIN D	USEP8384M

Engine	Years	Application Description	USMW
AUDI (CONT.)			
A6 QUATTRO (CONT.)			
2.8L V6 2771cc	1998	AFC Desig., AHA Desig.	USEP8384M
2.8L V6 2771cc	1999	Avant, Base	USEP8384M
2.8L V6 2771cc	2000-2001	Base; Avant; VIN H	USEP8384M
3.0L V6 2976cc	2002-2004	Base; Avant; VIN T	USEP8384M
3.2L V6 3123cc	2005	BKH Desig.	USEP8765M
3.2L V6 3123cc	2006-2007	BKH Desig.; Base	USEP8765M
3.2L V6 3123cc	2006	Avant; BKH Desig.	USEP8765M
4.2L V8 4163cc	2005	BNK Desig.	USEP8679M
4.2L V8 4163cc	2006	BNK Desig.; Base	USEP8679M
4.2L V8 4172cc	2000	ART Desig.; Base; VIN L	USEP8384M
4.2L V8 4172cc	2001-2004	Base; VIN L	USEP8384M
A6 QUATTRO (MEX)			
3.0L V6 2976cc	2005-2006	Sold in Mexico	USEP12148M
A8			
3.7L V8 3697cc	1997-1999		USEP8414M
A8 QUATTRO			
4.2L V8 4172cc	1997-2000		USEP8414M
4.2L V8 4172cc	2001-2003	Base; L	USEP8414M
ALLROAD QUATTRO			
2.7L V6 2671cc	2001-2002		USEP8384M
2.7L V6 2671cc	2003-2004	BEL Desig.; VIN D	USEP8384M
2.7L V6 2671cc	2005	BEL Desig.; Turbocharged	USEP8384M
4.2L V8 4172cc	2003-2005	BAS Desig.; Naturally Aspirated	USEP8384M
RS6			
4.2L V8 4172cc	2003		USEP8564M
4.2L V8 4172cc	2004	Sold in Mexico	USEP8564M
RS6 QUATTRO (MEX)			
4.2L V8 4179cc	2004		USEP8564M
S6			
4.2L V8 4172cc	2002-2003		USEP8384M
S8			
4.2L V8 4172cc	2001-2003		USEP8414M
TT			
1.8L L4 1781cc 109 CID	2000-2006		USEP8551M
1.8L L4 1781cc 109 CID	2001	VIN C; VIN X	USEP8551M
1.8L L4 1781cc 109 CID	2002	VIN C; To Chassis/VIN 8N-2-030 000	USEP8551M
2.0L L4 1984cc 121 CID	2008	BPY Desig.; VIN F	USEP8833M
2.0L L4 1984cc 121 CID	2009		USEP8833M
BMW			
325			
2.7L L6 2693cc	1986-1988		USEP8141H
1 SERIES M			
3.0L L6 2979cc 182 CID	2011		USEP8688M
128I			
3.0L L6 2996cc 183 CID	2008-2013		USEP8688M
130I (MEX)			
3.0L V6 2996cc 183 CID	2008-2010		USEP8688M
130I M SPORT (MEX)			
3.0L V6 2996cc 183 CID	2010		USEP8688M
135I			
3.0L L6 2979cc 182 CID	2008-2013		USEP8688M
135I M SPORT (MEX)			
3.0L V6 2979cc	2013		USEP8688M
318I			
1.8L L4 1766cc 107 CID	1984-1985		USEP8141H
1.8L L4 1796cc 110 CID	1991-1992	Convertible	USEP8138H
1.8L L4 1796cc 110 CID	1991		USEP8138H
318TI			
1.9L L4 1895cc	1999		USEP8415M
320I			
2.2L L6 2171cc 132 CID	2001-2005	Sold in Mexico	USEP8416M
320I (MEX)			
2.2L L6 2171cc 132 CID	2001-2005		USEP8416M

Engine	Years	Application Description	USMW
323CI			
2.5L L6 2494cc 152 CID	2000		USEP8416M
323I			
2.5L L6 2494cc 152 CID	1999-2000		USEP8416M
325CI			
2.5L L6 2494cc 152 CID	2001-2006		USEP8416M
2.5L L6 2494cc 152 CID	2003-2005	M54 Desig.	USEP8416M
2.5L L6 2494cc 152 CID	2003	M56 Desig.	USEP8416M
325E			
2.7L L6 2693cc	1985-1987		USEP8141H
325ES			
2.7L L6 2693cc	1986-1987		USEP8141H
325I			
2.5L L6 2494cc 152 CID	1987		USEP8141H
2.5L L6 2494cc 152 CID	1988-1991		USEP8138H
2.5L L6 2494cc 152 CID	1992-1993	M20 Desig.	USEP8138H
2.5L L6 2494cc 152 CID	2001-2002		USEP8416M
2.5L L6 2494cc 152 CID	2003-2004	M54 Desig., M56 Desig.	USEP8416M
2.5L L6 2494cc 152 CID	2005	M54 Desig.	USEP8416M
3.0L L6 2996cc 183 CID	2006		USEP8688M
325I (MEX)			
2.5L V6 2497cc 152 CID	2006		USEP8688M
2.5L V6 2497cc 152 CID	2007		USEP8416M
325IS			
2.5L L6 2494cc 152 CID	1987		USEP8141H
2.5L L6 2494cc 152 CID	1988-1990		USEP8138H
325IX			
2.5L L6 2494cc 152 CID	1988-1991		USEP8138H
325XI			
2.5L L6 2494cc 152 CID	2001-2005		USEP8416M
3.0L L6 2996cc 183 CID	2006		USEP8688M
328CI			
2.8L L6 2793cc	2000		USEP8416M
328I			
2.8L L6 2793cc	1999-2000		USEP8416M
3.0L L6 2979cc 182 CID	2012-2013		USEP8688M
3.0L L6 2996cc 183 CID	2007-2013		USEP8688M
328I XDRIVE			
3.0L L6 2996cc 183 CID	2009-2013		USEP8688M
328XI			
3.0L L6 2996cc 183 CID	2007-2008		USEP8688M
330CI			
3.0L L6 2979cc 182 CID	2001-2006		USEP8416M
3.0L L6 2979cc 182 CID	2005	Base	USEP8416M
330I			
3.0L L6 2979cc 182 CID	2001-2004		USEP8416M
3.0L L6 2979cc 182 CID	2005	Base	USEP8416M
3.0L L6 2996cc 183 CID	2006		USEP8688M
330I (MEX)			
3.0L V6 2996cc 183 CID	2007		USEP8688M
330XI			
3.0L L6 2979cc 182 CID	2001-2005		USEP8416M
3.0L L6 2996cc 183 CID	2006		USEP8688M
335I			
3.0L L6 2979cc 182 CID	2007-2013		USEP8688M
335I XDRIVE			
3.0L L6 2979cc 182 CID	2009-2013		USEP8688M
335IS			
3.0L L6 2979cc 182 CID	2011-2013		USEP8688M
335XI			
3.0L L6 2979cc 182 CID	2007-2008		USEP8688M
525I			
2.5L L6 2494cc 152 CID	1989-1990		USEP8234M
2.5L L6 2494cc 152 CID	2001-2003		USEP8442H
2.5L L6 2494cc 152 CID	2004-2005		USEP8524M



FUEL PUMP MODULE APPLICATION GUIDE

USMW
Professional Series

Engine	Years	Application Description	USMW
BMW (CONT.)			
528E			
2.7L L6 2693cc	1985-1988		USEP8197H
528I			
2.8L L6 2793cc	1997-2000		USEP8442H
530I			
3.0L L6 2979cc 182 CID	2001-2003		USEP8442H
3.0L L6 2979cc 182 CID	2004-2005		USEP8524M
535I			
3.5L L6 3430cc	1985-1988		USEP8197H
3.5L L6 3430cc	1989-1993		USEP8234M
535IS			
3.5L L6 3430cc	1988		USEP8197H
540I			
4.4L V8 4398cc	1997-2003		USEP8442H
545I			
4.4L V8 4398cc	2004-2005		USEP8524M
550I			
4.8L V8 4837cc	2006		USEP8524M
635CSI			
3.5L L6 3430cc	1985-1989		USEP8197H
645CI			
4.4L V8 4398cc	2004-2005		USEP8524M
650I			
4.8L V8 4837cc	2006		USEP8524M
735I			
3.5L L6 3430cc	1985-1986		USEP8216H
745I			
4.4L V8 4398cc	2002-2005		USEP8488M
745LI			
4.4L V8 4398cc	2002-2005		USEP8488M
750I			
4.8L V8 4837cc	2006		USEP8488M
4.8L V8 4837cc	2007-2008	Base	USEP8488M
750LI			
4.8L V8 4837cc	2006		USEP8488M
4.8L V8 4837cc	2007-2008	Base	USEP8488M
L6			
3.5L L6 3430cc	1987		USEP8197H
M3			
2.3L L4 2302cc	1988-1991		USEP8141H
M5			
3.5L L6 3453cc	1988		USEP8197H
3.6L L6 3553cc	1991-1993		USEP8234M
M6			
3.5L L6 3453cc	1987-1988		USEP8197H
X1			
2.0L L4 1997cc 121 CID	2013-2014		USEP8688M
2.0L L4 1997cc 122 CID	2014		USEP8688M
3.0L L6 2979cc 182 CID	2013-2014		USEP8688M
3.0L L6 2996cc 183 CID	2013		USEP8688M
X1 SDRIVE 20I (MEX)			
2.0L L4 1997cc 121 CID	2013-2014		USEP8688M
X1 SDRIVE 20I COOL ELEG. (MEX)			
2.0L L4 1997cc 121 CID	2013		USEP8688M
X1 SDRIVE 20I M SPORT (MEX)			
2.0L L4 1997cc 121 CID	2013		USEP8688M
X1 SDRIVE 20I SPORT (MEX)			
2.0L L4 1997cc 121 CID	2013-2014		USEP8688M
X1 SDRIVE 20I TOP LINE (MEX)			
2.0L L4 1997cc 121 CID	2013		USEP8688M
X1 SDRIVE 20I X LINE (MEX)			
2.0L L4 1997cc 121 CID	2013-2014		USEP8688M
X1 SDRIVE 28I SPORT (MEX)			
2.0L L4 1997cc 121 CID	2013		USEP8688M

Engine	Years	Application Description	USMW
X1 SDRIVE 28I X LINE (MEX)			
2.0L L4 1997cc 121 CID	2013		USEP8688M
X1 XDRIVE 28I M SPORT (MEX)			
2.0L L4 1997cc 121 CID	2013		USEP8688M
X1 XDRIVE 28I SPORT (MEX)			
2.0L L4 1997cc 121 CID	2014		USEP8688M
X1 XDRIVE 28I TOP LINE (MEX)			
2.0L L4 1997cc 121 CID	2013		USEP8688M
X1 XDRIVE 28I X LINE (MEX)			
2.0L L4 1997cc 121 CID	2014		USEP8688M
X3			
2.5L L6 2494cc 152 CID	2004-2005	2.5i	USEP8526M
3.0L L6 2979cc 182 CID	2004-2006	3.0i	USEP8526M
X5			
3.0L L6 2979cc 182 CID	2001-2006	3.0i; M54 Desig.	USEP8412M
3.0L L6 2996cc 183 CID	2007-2010	Sold in Canada, Sold in Mexico, Sold in United States	USEP8814M
4.4L V8 4398cc	2000		USEP8412M
4.4L V8 4398cc	2001-2003	4.4i; M62 Desig.	USEP8412M
4.4L V8 4398cc	2004-2006	4.4i; N62 Desig.	USEP8412M
4.6L V8 4598cc	2002-2003	4.6is; M62 Desig.	USEP8412M
BUICK			
CENTURY			
2.8L V6 173 CID	1989	Custom, Limited	USEP3640S
3.1L V6 189 CID	1997	Custom, Limited	USEP3980M
3.1L V6 189 CID	1998-1999	Custom, Limited, Custom, Limited	USEP3537M
3.1L V6 189 CID	2000-2005	Custom, Limited	USEP3542M
3.1L V6 189 CID	2003	Custom	USEP3542M
3.1L V6 189 CID	2005	Special Edition	USEP3542M
3.3L V6 204 CID	1989-1990	Custom, Limited	USEP3640S
3.3L V6 204 CID	1989	Estate Wagon	USEP3640S
3.3L V6 204 CID	1991-1992	Custom, Limited, Special	USEP3640S
ENCLAVE			
3.6L V6 217 CID	2008		USEP3748M
3.6L V6 217 CID	2009-2014	Sold in Canada, Sold in United States; WITHOUT FUEL LEVEL SENSOR	USEP3790M
3.6L V6 217 CID	2010	Sold in Mexico; WITHOUT FUEL LEVEL SENSOR	USEP3790M
3.6L V6 3564cc 217 CID	2011-2014	Sold in Mexico; WITHOUT FUEL LEVEL SENSOR	USEP3790M
LACROSSE			
3.6L V6 217 CID	2005-2008	CXS; VIN 7; (Standard)	USEP3679M
3.8L V6 3800cc 231 CID	2005-2006	CX; CXL; VIN 2	USEP3679M
LESABRE			
3.8L V6 3800cc 231 CID	2000-2005	Naturally Aspirated	USEP3518M
3.8L V6 3800cc 231 CID	2000	Custom, Limited; To Chassis/VIN Y4120966 (To Chassis/VIN YU145189)	USEP3533M
LUCERNE			
3.8L V6 3800cc 231 CID	2006	CX; CXL; VIN 2	USEP3709M
4.6L V8 4601cc 281 CID	2006	CXL; CXS; VIN Y	USEP3709M
PARK AVENUE			
3.8L V6 3800cc 231 CID	1997	Base; Supercharged; Ultra; VIN 1	USEP3938M
3.8L V6 3800cc 231 CID	1998-2005	Supercharged; Ultra; VIN 1,	USEP3536M
3.8L V6 3800cc 231 CID	1999-2004	Supercharged	USEP3536M
3.8L V6 3800cc 231 CID	2000	Naturally Aspirated; VIN K; To Chassis/VIN Y4120964	USEP3533M
3.8L V6 3800cc 231 CID	2000	Supercharged; VIN 1; From Chassis/VIN Y4120915	USEP3535M
RAINIER			
4.2L L6 256 CID	2004	VIN S; This Module uses an internal strainer design and may look different from your original Unit	USEP3549M
4.2L L6 256 CID	2005-2007		USEP3707M
REGAL			
3.8L V6 3800cc 231 CID	1997	GS; Supercharged; VIN 1, LS; VIN K	USEP3980M
3.8L V6 3800cc 231 CID	1997		USEP3543M

Engine	Years	Application Description	USMW
BUICK (CONT.)			
REGAL (CONT.)			
3.8L V6 3800cc 231 CID	1998-1999	GS; Supercharged; VIN 1, GS; Supercharged; VIN 1	USEP3973M
3.8L V6 3800cc 231 CID	1998	LS; VIN K	USEP3537M
3.8L V6 3800cc 231 CID	1999	Naturally Aspirated; VIN K	USEP3537M
3.8L V6 3800cc 231 CID	2000	GSE; Supercharged; VIN 1, LSE; VIN K	USEP3542M
3.8L V6 3800cc 231 CID	2001-2004	GS; Supercharged; VIN 1, LS; VIN K	USEP3542M
RENDEZVOUS			
3.4L V6 207 CID	2002-2003		USEP3521M
3.4L V6 207 CID	2004	After Vin 4s558922	USEP3701M
3.4L V6 207 CID	2004	to VIN 4S558922	USEP3521M
3.4L V6 207 CID	2005		USEP3701M
3.5L V6 213 CID	2006	CX; CXL; VIN L	USEP3615M
3.5L V6 213 CID	2007	CX, CXL	USEP3615M
3.6L V6 217 CID	2004	CXL; Ultra; VIN 7	USEP3615M
3.6L V6 217 CID	2005	CXL Plus; VIN 7	USEP3615M
3.6L V6 217 CID	2005	Ultra; VIN 7	USEP3615M
3.6L V6 217 CID	2006	CX; VIN 7	USEP3615M
3.6L V6 217 CID	2006	CXL; VIN 7	USEP3615M
RIVIERA			
3.8L V6 3800cc 231 CID	1995	Naturally Aspirated; VIN K	USEP3912M
3.8L V6 3800cc 231 CID	1995	Supercharged; VIN 1	USEP3912M
3.8L V6 3800cc 231 CID	1996	Supercharged; VIN 1	USEP3922M
3.8L V6 3800cc 231 CID	1996	Supercharged; VIN 1, VIN K	USEP3912M
3.8L V6 3800cc 231 CID	1997	Naturally Aspirated; VIN K, Supercharged; VIN 1	USEP3938M
3.8L V6 3800cc 231 CID	1998-1999	Supercharged	USEP3536M
SKYLARK			
2.3L L4 138 CID	1992	Custom; VIN 3	USEP3917M
2.3L L4 138 CID	1993-1994	Custom; Limited; VIN 3	USEP3918M
2.3L L4 138 CID	1995	Custom; VIN D, Limited; VIN D,	USEP3918M
2.4L L4 2392cc 146 CID	1996-1997	Custom; VIN T	USEP3919M
2.4L L4 2392cc 146 CID	1996	Olympic Gold Edition; VIN T	USEP3919M
2.4L L4 2392cc 146 CID	1997	Limited; VIN T	USEP3919M
3.1L V6 189 CID	1994-1995	Custom; Gran Sport; Limited; VIN M	USEP3918M
3.1L V6 189 CID	1996-1997	Custom; Gran Sport; VIN M	USEP3919M
3.1L V6 189 CID	1996	Olympic Gold Edition; VIN M	USEP3919M
3.1L V6 189 CID	1997	Limited; VIN M	USEP3919M
3.1L V6 189 CID	1998	VIN M	USEP3919M
3.3L V6 204 CID	1992	Custom; Gran Sport; VIN N	USEP3917M
3.3L V6 204 CID	1993	Custom; Gran Sport; Limited; VIN N	USEP3918M
TERRAZA			
3.5L V6 213 CID	2005	CX, CXL; (Incl. Tank Seal)	USEP3717M
3.5L V6 213 CID	2006	CX; CXL; VIN L; (Incl. Tank Seal)	USEP3717M
3.9L V6 3880cc 237 CID	2006	CX; CXL; VIN 1; (Incl. Tank Seal)	USEP3717M
3.9L V6 3880cc 237 CID	2007	CX; CXL; VIN 1	USEP3717M
VERANO			
2.0L L4 2000cc 122 CID	2013-2014		USEP4034M
2.4L L4 145 CID	2012-2013		USEP4034M
2.4L L4 2384cc 145 CID	2014		USEP4034M
VERANO PREMIUM (MEX)			
2.0L L4 1998cc 122 CID	2014	Sold in Mexico	USEP4034M
CADILLAC			
ALLANTE			
4.6L V8 4601cc 281 CID	1993		USEP3916M
CTS			
3.2L V6 197 CID	2003		USEP3606M
3.2L V6 197 CID	2004	Base; VIN N	USEP3606M
6.0L V8 5967cc 364 CID	2007	V; VIN U	USEP3692M
DEVILLE			
4.6L V8 4601cc 281 CID	1994	Concours; VIN Y; Fuel Sender Stamped EPV	USEP3913M
4.6L V8 4601cc 281 CID	1995	Concours; VIN Y	USEP3913M
4.6L V8 4601cc 281 CID	1996	Concours; d'Elegance, VIN 9, VIN Y	USEP3913M
4.6L V8 4601cc 281 CID	1997	Base; Concours; VIN 9	USEP3935M
4.6L V8 4601cc 281 CID	1998-1999	Concours; d'Elegance, VIN 9, VIN Y	USEP3974M
4.6L V8 4601cc 281 CID	2000-2005		USEP3518M

Engine	Years	Application Description	USMW
4.6L V8 4601cc 281 CID	2000	DHS; DTS; VIN 9; To Chassis/VIN YU145368	USEP3538M
4.9L V8 300 CID	1994	Base; VIN B; Fuel Sender Stamped EPV	USEP3913M
4.9L V8 300 CID	1995	Base; VIN B	USEP3913M
DTS			
4.6L V8 4601cc 281 CID	2006	VIN 9, VIN Y	USEP3709M
4.6L V8 4601cc 281 CID	2007-2008	Base; VIN 9, VIN Y	USEP3709M
4.6L V8 4601cc 281 CID	2008	Platinum; VIN 9	USEP3709M
ELDORADO			
4.6L V8 4601cc 281 CID	1994	Base; Touring; VIN 9; Fuel Sender Stamped EPV	USEP3913M
4.6L V8 4601cc 281 CID	1995-1996	Base; ETC; VIN 9	USEP3913M
4.6L V8 4601cc 281 CID	1997	Base; ETC; VIN 9	USEP3935M
4.6L V8 4601cc 281 CID	1998-2002	ESC; ETC; VIN 9	USEP3974M
ESCALADE			
5.7L V8 5735cc 350 CID	1999	Exc. Radio Frequency Interference Filter	USEP3972M
5.7L V8 5735cc 350 CID	1999	Radio Frequency Interference Filter	USEP3534M
5.7L V8 5735cc 350 CID	2000		USEP3972M
6.0L V8 5967cc 364 CID	2002-2003	Base; VIN N	USEP3508M
SEVILLE			
4.6L V8 4601cc 281 CID	1994	SLS; STS; VIN 9; Fuel Sender Stamped EPV	USEP3913M
4.6L V8 4601cc 281 CID	1995-1996	SLS; STS; VIN 9	USEP3913M
4.6L V8 4601cc 281 CID	1997	SLS; STS; VIN 9	USEP3935M
4.6L V8 4601cc 281 CID	1998-1999	SLS; STS; VIN 9	USEP3533M
4.6L V8 4601cc 281 CID	2000-2004		USEP3518M
4.6L V8 4601cc 281 CID	2000	SLS; STS; VIN 9; To Chassis/VIN YU145368	USEP3538M
SRX			
3.6L V6 217 CID	2004-2009		USEP3605M
4.6L V8 4601cc 281 CID	2004-2009		USEP3605M
STS			
3.6L V6 217 CID	2005		USEP3692M
3.6L V6 217 CID	2006	Base; VIN 7	USEP3692M
4.4L V8 4371cc 267 CID	2006	Supercharged; V; VIN D	USEP3692M
4.6L V8 4601cc 281 CID	2006	Base; VIN A	USEP3692M
XLR			
4.4L V8 4371cc 267 CID	2006-2008	Supercharged; V; VIN D; Left Side Fuel Tank	USEP3579M
4.6L V8 4601cc 281 CID	2004-2005	Left Side Fuel Tank	USEP3579M
4.6L V8 4601cc 281 CID	2006-2007	Base; VIN A; Left Side Fuel Tank	USEP3579M
4.6L V8 4601cc 281 CID	2008	Base; Platinum; VIN A; Left Side Fuel Tank	USEP3579M
CHEVROLET			
ASTRA			
1.8L L4 1796cc 110 CID	2000-2003	Sold in Mexico	USEP12026M
1.8L L4 1796cc 110 CID	2003	Sold in Mexico	USEP12012M
2.0L L4 2000cc 122 CID	2004-2006	Sold in Mexico	USEP12026M
2.2L L4 2198cc 134 CID	2001-2002	Sold in Mexico	USEP12026M
ASTRO			
4.3L V6 262 CID	1995	Base, CL, LT	USEP3650S
4.3L V6 262 CID	1997-1999		USEP3940M
4.3L V6 262 CID	2000-2005		USEP3506M
AVALANCHE			
5.3L V8 5328cc 325 CID	2008	LS; LT; LTZ; LMG Desig.	USEP3732M
6.0L V8 5967cc 364 CID	2007	L76 Desig.; LT; LTZ; VIN Y	USEP3610M
6.0L V8 5967cc 364 CID	2008	L76 Desig.; LT; LTZ; VIN Y	USEP3732M
AVALANCHE 1500			
5.3L V8 323 CID	2002-2003	Sold in Mexico	USEP3556M
5.3L V8 323 CID	2002-2003	Sold in Mexico; TBD	USEP3508M
5.3L V8 5328cc 325 CID	2002-2003		USEP3556M
5.3L V8 5328cc 325 CID	2006	LS, LT, Z66, Z71	USEP3706M
AVALANCHE 2500			
8.1L V8 8128cc 496 CID	2002-2003	Evaporative Emissions Control; Secondary Fuel Tank	USEP3555M
8.1L V8 8128cc 496 CID	2002-2003	Exc. Evaporative Emissions Control; Secondary Fuel Tank	USEP3553M
8.1L V8 8128cc 496 CID	2002-2003	Primary Fuel Tank	USEP3554M
8.1L V8 8128cc 496 CID	2004	Primary Fuel Tank	USEP3675M
8.1L V8 8128cc 496 CID	2004	Secondary Fuel Tank	USEP3587M
8.1L V8 8128cc 496 CID	2005-2006	LS, LT; Secondary Fuel Tank	USEP3587M
8.1L V8 8128cc 496 CID	2005	LS, LT; Primary Fuel Tank	USEP3675M

Engine	Years	Application Description	USMW
CHEVROLET (CONT.)			
AVALANCHE 2500 (CONT.)			
8.1L V8 8128cc 496 CID	2006	LS, LT	USEP3675M
AVEO			
1.6L L4 1598cc 98 CID	2008	LS; Export only T200	USEP12039M
1.6L L4 1598cc 98 CID	2009-2011		USEP4003M
1.6L L4 1598cc 98 CID	2010	Sold in Mexico	USEP12039M
AVEO (MEX)			
1.6L L4 1598cc 98 CID	2010		USEP12039M
AVEOS			
1.6L L4 1598cc 98 CID	2009-2011		USEP4003M
BERETTA			
2.2L L4 2190cc 134 CID	1993-1995	Base; VIN 4, Base	USEP3918M
2.2L L4 2190cc 134 CID	1993	GT; VIN 4	USEP3918M
2.2L L4 2190cc 134 CID	1996	Base; VIN 4	USEP3921M
2.3L L4 140 CID	1993	GTZ; VIN A	USEP3918M
2.3L L4 140 CID	1994	VIN A; Z26	USEP3918M
3.1L V6 189 CID	1993	Base; GT; GTZ; VIN T	USEP3918M
3.1L V6 189 CID	1994-1995	Base; VIN M; Z26	USEP3918M
3.1L V6 189 CID	1996	Base; VIN M; Z26	USEP3921M
BLAZER			
4.3L V6 262 CID	1996	4 Dr., 2 Dr.	USEP3929M
4.3L V6 262 CID	1996	Sold in Mexico; 2PTS	USEP3929M
4.3L V6 262 CID	1997-1998	Sold in Mexico; SFU (4PTS) EXC. EXPORT,SGJ	USEP3953M
4.3L V6 262 CID	1997-2002	2 Dr.	USEP3954M
4.3L V6 262 CID	1997	4 Dr.	USEP3953M
4.3L V6 262 CID	1998	2 Dr., Sold in Mexico	USEP3992M
4.3L V6 262 CID	1998	4 Dr.; (18 Gallon Fuel Tank)	USEP3992M
4.3L V6 262 CID	1998	4 Dr.; (Exc.18 Gallon Fuel Tank)	USEP3953M
4.3L V6 262 CID	1999-2001	Sold in Mexico, Trailblazer, 2 Dr., 4 Dr.; LT, Sold in Mexico, Trailblazer	USEP3992M
4.3L V6 262 CID	2002	4 Dr.	USEP3992M
4.3L V6 262 CID	2003-2004	2 Dr.	USEP3569M
4.3L V6 262 CID	2003-2004	4 Dr., 2 Dr.	USEP3992M
5.7L V8 5735cc 350 CID	1987	Custom Deluxe	USEP3633S
C1500			
4.3L V6 262 CID	1990	Scottsdale, WT,	USEP3621S
4.3L V6 262 CID	1991	WT	USEP3621S
4.3L V6 262 CID	1996	Naturally Aspirated; Base, Cheyenne, Silverado, WT	USEP3622S
4.3L V6 262 CID	1997-1998	Naturally Aspirated; Exc.Radio Frequency Interference Filter (Module Stamped GAV)	USEP3947M
5.0L V8 305 CID	1990	Scottsdale, WT,	USEP3621S
5.0L V8 305 CID	1991	WT	USEP3621S
5.0L V8 305 CID	1996-1997	Naturally Aspirated; Base, Cheyenne, Silverado, WT	USEP3622S
5.0L V8 305 CID	1998	Naturally Aspirated;VIN M; Exc.Radio Frequency Interference Filter (Module Stamped GAV)	USEP3947M
5.0L V8 305 CID	1999	VIN M; Exc.Radio Frequency Interference Filter (Module Stamped GAV)	USEP3947M
5.7L V8 5735cc 350 CID	1990	Scottsdale, WT	USEP3621S
5.7L V8 5735cc 350 CID	1991	WT	USEP3621S
5.7L V8 5735cc 350 CID	1996-1997	Naturally Aspirated; VIN R, Base, Cheyenne, Silverado, WT	USEP3622S
5.7L V8 5735cc 350 CID	1998	Naturally Aspirated; VIN R, Exc.Radio Frequency Interference Filter (Module Stamped GAV)	USEP3947M
5.7L V8 5735cc 350 CID	1999	VIN R; Exc.Radio Frequency Interference Filter (Module Stamped GAV)	USEP3947M
7.4L V8 7440 cc 454 CID	1990-1991	454 SS, Cheyenne, Silverado, WT	USEP3621S
7.4L V8 7440 cc 454 CID	1990	VIN N; WT, Scottsdale	USEP3621S
C1500 SUBURBAN			
5.7L V8 5735cc 350 CID	1998-1999	Naturally Aspirated; VIN R	USEP3967M
C2500			
4.3L V6 262 CID	1990	Scottsdale	USEP3621S
4.3L V6 262 CID	1991	VIN Z	USEP3621S

Engine	Years	Application Description	USMW
5.0L V8 305 CID	1990	VIN H, Scottsdale,	USEP3621S
5.0L V8 305 CID	1991	VIN H	USEP3621S
5.0L V8 305 CID	1993		USEP3621S
5.0L V8 305 CID	1996-1997	Naturally Aspirated; Base, Cheyenne, Silverado	USEP3622S
5.0L V8 305 CID	1996	Cheyenne; Silverado; Sold in Canada	USEP3622S
5.0L V8 305 CID	1998	Naturally Aspirated;VIN M; Exc.Radio Frequency Interference Filter (Module Stamped GAV)	USEP3947M
5.7L V8 5735cc 350 CID	1990	VIN K, Scottsdale	USEP3621S
5.7L V8 5735cc 350 CID	1991	VIN K	USEP3621S
5.7L V8 5735cc 350 CID	1996-1997	Naturally Aspirated; VIN R, Base, Cheyenne, Silverado	USEP3622S
5.7L V8 5735cc 350 CID	1997	Base; Cheyenne; Silverado; Sold in Canada, Sold in United States	USEP3622S
5.7L V8 5735cc 350 CID	1998-1999	Naturally Aspirated; VIN R, Exc.Radio Frequency Interference Filter (Module Stamped GAV)	USEP3947M
5.7L V8 5735cc 350 CID	1998-1999	Naturally Aspirated; VIN R; Exc.Radio Frequency Interference Filter (Module Stamped GFT)	USEP3962M
5.7L V8 5735cc 350 CID	2000	Naturally Aspirated; VIN R, Calif (Exc.Radio Frequency Interference Filter)	USEP3947M
5.7L V8 5735cc 350 CID	2000	Naturally Aspirated; VIN R; Exc.Calif (Exc.Radio Frequency Interference Filter)	USEP3962M
7.4L V8 7440 cc 454 CID	1991	Cheyenne, Silverado	USEP3621S
7.4L V8 7440 cc 454 CID	1994-1995	Naturally Aspirated; VIN N	USEP3623S
7.4L V8 7440 cc 454 CID	1996-1997	Cheyenne; Silverado; VIN R	USEP3622S
7.4L V8 7440 cc 454 CID	1998-1999	Naturally Aspirated; Exc.Radio Frequency Interference Filter (Module Stamped GAV)	USEP3947M
7.4L V8 7440 cc 454 CID	1998-1999	Naturally Aspirated; VIN J; Exc.Radio Frequency Interference Filter (Module Stamped GFT)	USEP3962M
7.4L V8 7440 cc 454 CID	2000	Naturally Aspirated; Calif (Exc.Radio Frequency Interference Filter)	USEP3947M
7.4L V8 7440 cc 454 CID	2000	Naturally Aspirated; VIN J; Exc.Calif (Exc.Radio Frequency Interference Filter)	USEP3962M
C2500 SUBURBAN			
5.7L V8 5735cc 350 CID	1998-1999	Naturally Aspirated; VIN R, Calif	USEP3967M
5.7L V8 5735cc 350 CID	1998-1999	Naturally Aspirated; VIN R; Exc.Calif	USEP3994M
7.4L V8 7440 cc 454 CID	1998-1999	Naturally Aspirated; Calif	USEP3967M
7.4L V8 7440 cc 454 CID	1998-1999	Naturally Aspirated; VIN J; Exc.Calif	USEP3994M
C35			
5.7L V8 5735cc 350 CID	1995	Base, Cheyenne, Tipico	USEP3621S
5.7L V8 5735cc 350 CID	1998-2000	Sold in Mexico	USEP3966M
C3500			
5.7L V8 5735cc 350 CID	1996-1997	Naturally Aspirated; VIN R, Base, Cheyenne, Silverado	USEP3622S
5.7L V8 5735cc 350 CID	1998-1999	Naturally Aspirated; VIN R, Exc.Radio Frequency Interference Filter (Module Stamped GAV)	USEP3947M
5.7L V8 5735cc 350 CID	1998-1999	Naturally Aspirated; VIN R; Exc.Radio Frequency Interference Filter (Module Stamped GFT)	USEP3962M
5.7L V8 5735cc 350 CID	2000	Cab & Chassis; VIN R; (Calif)	USEP3957M
5.7L V8 5735cc 350 CID	2000	Cab & Chassis; VIN R; (Exc.Calif)	USEP3966M
5.7L V8 5735cc 350 CID	2000	Crew Cab Pickup; Extended Cab Pickup; Standard Cab Pickup; VIN R; (Calif)	USEP3947M
5.7L V8 5735cc 350 CID	2000	Crew Cab Pickup; Extended Cab Pickup; Standard Cab Pickup; VIN R; (Exc.Calif)	USEP3962M
5.7L V8 5735cc 350 CID	2001	Base	USEP3500M
7.4L V8 7440 cc 454 CID	1989	Cheyenne, Scottsdale, Silverado	USEP3621S
7.4L V8 7440 cc 454 CID	1994-1995	Naturally Aspirated	USEP3623S
7.4L V8 7440 cc 454 CID	1996-1997	Naturally Aspirated; Base, Cheyenne, Silverado	USEP3622S
7.4L V8 7440 cc 454 CID	1998-1999	Naturally Aspirated; Exc.Radio Frequency Interference Filter (Module Stamped GAV)	USEP3947M

Engine	Years	Application Description	USMW
CHEVROLET (CONT.)			
C3500 (CONT.)			
7.4L V8 7440 cc 454 CID	1998-1999	Naturally Aspirated; VIN J; Exc.Radio Frequency Interference Filter (Module Stamped GFT)	USEP3962M
7.4L V8 7440 cc 454 CID	2000	Cab & Chassis; VIN J; (Calif)	USEP3957M
7.4L V8 7440 cc 454 CID	2000	Cab & Chassis; VIN J; (Exc.Calif)	USEP3956M
7.4L V8 7440 cc 454 CID	2000	Crew Cab Pickup; Extended Cab Pickup; Standard Cab Pickup; VIN J; (Exc.Calif)	USEP3962M
7.4L V8 7440 cc 454 CID	2000	Extended Cab Pickup; Standard Cab Pickup; Crew Cab Pickup; (Calif)	USEP3947M
CAMARO			
3.8L V6 3800cc 231 CID	1998	Base; VIN K	USEP3949S
3.8L V6 3800cc 231 CID	1999-2002	Base; VIN K	USEP3369M
5.7L V8 5735cc 350 CID	1999-2002	VIN G; Z28, Z28 SS	USEP3368M
CAPTIVA SPORT (MEX)			
2.4L L4 2409cc	2008-2011		USEP12267M
CAPTIVA SPORT LS (MEX)			
2.4L L4 2409cc	2012-2015		USEP12267M
CAVALIER			
2.2L L4 134 CID	2003-2004	BI-FUEL; VIN 6	USEP3507M
2.2L L4 2190cc 134 CID	1992	RS; VIN 4; VL	USEP3917M
2.2L L4 2190cc 134 CID	1993-1994	RS; VIN 4; VL	USEP3918M
2.2L L4 2190cc 134 CID	1995	Base; LS; VIN 4, Sold in Mexico	USEP3914M
2.2L L4 2190cc 134 CID	1996	Sold in Mexico, Base; VIN 4, LS; VIN 4	USEP3919M
2.2L L4 2190cc 134 CID	1997-1998	Sold in Mexico, Base; VIN 4, LS; RS; Sold in Mexico	USEP3919M
2.2L L4 2190cc 134 CID	1999	BI-FUEL; Base; VIN 4, Sold in Mexico	USEP3950M
2.2L L4 2190cc 134 CID	2000-2004	Sold in Mexico	USEP3507M
2.2L L4 2190cc 134 CID	2000	BI-FUEL; Base; VIN 4; Exc.Plastic Fuel Tank	USEP3950M
2.2L L4 2190cc 134 CID	2000	BI-FUEL; Base; VIN 4; Plastic Fuel Tank	USEP3507M
2.2L L4 2190cc 134 CID	2001		USEP3507M
2.2L L4 2190cc 134 CID	2002	BI-FUEL; VIN 4	USEP3507M
2.2L L4 2198cc 134 CID	2002-2004	L61 Desig.; VIN F	USEP3507M
2.2L L4 2198cc 134 CID	2005		USEP3507M
2.3L L4 138 CID	1995	LS; Z24; VIN D	USEP3914M
2.4L L4 2392cc 146 CID	1996-1998	LS; VIN T; Z24, LS	USEP3919M
2.4L L4 2392cc 146 CID	1996	Sold in Mexico	USEP3919M
2.4L L4 2392cc 146 CID	1999	VIN T; Z24, Sold in United States; Sold in Canada	USEP3950M
2.4L L4 2392cc 146 CID	2000	VIN T; Z24, Sold in United States; Sold in Canada; Exc.Plastic Fuel Tank	USEP3950M
2.4L L4 2392cc 146 CID	2000	VIN T; Z24, Sold in United States; Sold in Canada; Plastic Fuel Tank	USEP3507M
2.4L L4 2392cc 146 CID	2001		USEP3507M
2.4L L4 2392cc 146 CID	2002	VIN T	USEP3507M
3.1L V6 189 CID	1992	RS; VIN T; Z24	USEP3917M
3.1L V6 189 CID	1993-1994	RS; VIN T; Z24	USEP3918M
CELEBRITY			
2.8L V6 173 CID	1989	Base, CL, Eurosport	USEP3640S
CHEVY			
1.4L L4 1389cc 85 CID	2001	Pop; Sold in Mexico	USEP12026M
1.6L L4 1597cc 97 CID	1998	Monza; Sold in Mexico	USEP12026M
1.6L L4 1597cc 97 CID	1999-2002	Joy; Monza; Swing, Sold in Mexico	USEP12026M
1.6L L4 1597cc 97 CID	2004-2010	Sold in Mexico	USEP12026M
1.6L L4 1597cc 97 CID	2009		USEP12012M
CHEVY PICKUP (MEX)			
1.6L L4 1600cc 98 CID	1999-2003		USEP12095M
CHEYENNE (MEX)			
5.3L V8 5300cc 325 CID	2007-2008		USEP3752M
CLASSIC			
2.2L L4 2198cc 134 CID	2004		USEP3507M
COBALT			
2.0L L4 122 CID	2006-2007		USEP3726M
2.0L L4 1998cc 122 CID	2008	SS; VIN X	USEP3715M
2.2L L4 2198cc 134 CID	2005	L61 Desig.; LT; VIN F	USEP3590M

Engine	Years	Application Description	USMW
2.2L L4 2198cc 134 CID	2006-2008		USEP3726M
2.4L L4 145 CID	2006-2008		USEP3726M
COLORADO			
2.8L L4 2770cc 169 CID	2004	VIN 8; Z71 LS, Z85	USEP3614M
2.8L L4 2770cc 169 CID	2005	VIN 8; Z71 LS, Z85, Z85 LS, Sport LS; Sport; VIN 8	USEP3614M
2.8L L4 2770cc 169 CID	2006	LS; WT; LT; VIN 8	USEP3688M
2.9L L4 2921cc 178 CID	2007-2008	LS; LT; WT, VIN 9	USEP3688M
3.5L L5 3460cc 211 CID	2004	VIN 6; Z71 LS, Z85, Z85 LS	USEP3614M
3.5L L5 3460cc 211 CID	2005	VIN 6; Z71 LS, Z85, Z85 LS, Sport LS; Sport	USEP3614M
3.5L L5 3460cc 211 CID	2006	LT; WT, VIN 6	USEP3688M
3.7L L5 3654cc 223 CID	2007	LS; LT; VIN E	USEP3688M
3.7L L5 3654cc 223 CID	2008	LS; LT; WT; VIN E	USEP3688M
CORSA			
1.4L L4 1389cc 85 CID	2002	Sold in Mexico	USEP12012M
1.8L L4 1796cc 110 CID	2003-2008	Base; Sold in Mexico	USEP12026M
CORSICA			
2.2L L4 2190cc 134 CID	1993-1995		USEP3918M
2.2L L4 2190cc 134 CID	1996		USEP3921M
3.1L V6 189 CID	1993		USEP3918M
3.1L V6 189 CID	1994-1995	VIN M	USEP3918M
3.1L V6 189 CID	1996	VIN M	USEP3921M
CORVETTE			
5.7L V8 5735cc 350 CID	1997-1999		USEP3578M
5.7L V8 5735cc 350 CID	2000		USEP3577M
5.7L V8 5735cc 350 CID	2001-2002	Base; VIN G, VIN S; Z06	USEP3577M
5.7L V8 5735cc 350 CID	2003	Base; VIN G, VIN S; Z06; 1st Design	USEP3577M
5.7L V8 5735cc 350 CID	2003	Base; VIN G, VIN S; Z06; 2nd Design	USEP3579M
5.7L V8 5735cc 350 CID	2004	Base; VIN G, VIN S; Z06	USEP3579M
6.0L V8 5965cc 364 CID	2005		USEP3579M
6.0L V8 5967cc 364 CID	2006-2007	Base; VIN U	USEP3579M
7.0L V8 7011cc 427 CID	2006-2007	VIN E; Z06	USEP3579M
7.0L V8 7011cc 427 CID	2008	VIN E; Z06, 427 Limited Edition Z06	USEP3579M
CRUZE			
1.4L L4 1364cc 83 CID	2011-2014		USEP4034M
1.8L L4 1796cc 110 CID	2011-2014		USEP4034M
CRUZE (MEX)			
1.8L L4 1796cc 110 CID	2010		USEP12039M
1.8L L4 1796cc 110 CID	2012		USEP4034M
CRUZE LS (MEX)			
1.8L L4 1796cc 110 CID	2011-2012		USEP4034M
CRUZE LT (MEX)			
1.8L L4 1796cc 110 CID	2011-2014		USEP4034M
EQUINOX			
3.4L V6 207 CID	2005	LS, LT	USEP3626M
EXPRESS 1500			
4.3L V6 262 CID	1996		USEP3927M
4.3L V6 262 CID	1997	VIN W; (Exc.Fitting for Fuel Line)	USEP3966M
4.3L V6 262 CID	1997	VIN W; Auxiliary Fuel Fitting; with 1 electrical connector	USEP3573M
4.3L V6 262 CID	1998-2002	VIN W; (Exc.Fitting for Fuel Line)	USEP3971M
4.3L V6 262 CID	2002	Sold in Mexico; not california	USEP3971M
4.3L V6 262 CID	2003	Sold in Mexico, VIN X	USEP3584M
4.3L V6 262 CID	2004		USEP3588M
4.3L V6 262 CID	2005-2008		USEP12006M
5.0L V8 305 CID	1996	VIN M	USEP3927M
5.0L V8 305 CID	1997	VIN M; (Exc.Fitting for Fuel Line)	USEP3966M
5.0L V8 305 CID	1997	VIN M; Auxiliary Fuel Fitting; with 1 electrical connector	USEP3573M
5.0L V8 305 CID	1998-2002	VIN M; (Exc.Fitting for Fuel Line)	USEP3971M
5.3L V8 323 CID	2004-2005		USEP12006M
5.3L V8 5300cc 325 CID	2006-2007		USEP12006M
5.7L V8 5735cc 350 CID	1996	VIN R; 31 Gallon Fuel Tank	USEP3927M
5.7L V8 5735cc 350 CID	1996	VIN R; 55 Gallon Fuel Tank	USEP3928M
5.7L V8 5735cc 350 CID	1997	VIN R; (Exc.Fitting for Fuel Line)	USEP3966M
5.7L V8 5735cc 350 CID	1997	VIN R; Auxiliary Fuel Fitting; with 1 electrical connector	USEP3573M



FUEL PUMP MODULE APPLICATION GUIDE

USMW
Professional Series

Engine	Years	Application Description	USMW
CHEVROLET (CONT.)			
EXPRESS 1500 (CONT.)			
5.7L V8 5735cc 350 CID	1998-2002	VIN R; (Exc.Fitting for Fuel Line)	USEP3971M
EXPRESS 1500 (MEX)			
5.3L V8 5300cc 325 CID	2008		USEP3678M
EXPRESS 2500			
4.3L V6 262 CID	1996	Naturally Aspirated; VIN W	USEP3927M
4.3L V6 262 CID	1997-1998	Naturally Aspirated; VIN W; (Exc.Fitting for Fuel Line)	USEP3966M
4.3L V6 262 CID	1997-2002	Naturally Aspirated; VIN W; Auxiliary Fuel Fitting; with 1 electrical connector	USEP3573M
4.3L V6 262 CID	1999-2002	Naturally Aspirated; VIN W; (Exc.Fitting for Fuel Line)	USEP3971M
4.3L V6 262 CID	1999-2002	Naturally Aspirated; VIN W; (Exc.Fitting for Fuel Line); Exc.Calif (Over GVW 8,500 Lbs.)	USEP3966M
4.3L V6 262 CID	1999-2002	Naturally Aspirated; VIN W; (Fitting for Fuel Line)	USEP3371M
4.3L V6 262 CID	2003	VIN X	USEP3584M
4.3L V6 262 CID	2004		USEP3588M
4.3L V6 262 CID	2005		USEP12006M
4.8L V8 294 CID	2003	VIN V	USEP3584M
4.8L V8 294 CID	2004-2005		USEP12006M
4.8L V8 294 CID	2006-2007	Naturally Aspirated; VIN V	USEP12006M
4.8L V8 294 CID	2008	Base; VIN C	USEP12006M
5.0L V8 305 CID	1996	Naturally Aspirated; VIN M	USEP3927M
5.0L V8 305 CID	1997-1998	Naturally Aspirated; VIN M; (Exc.Fitting for Fuel Line)	USEP3966M
5.0L V8 305 CID	1997-2002	Naturally Aspirated; VIN M; Auxiliary Fuel Fitting; with 1 electrical connector	USEP3573M
5.0L V8 305 CID	1999-2002	Naturally Aspirated; VIN M; (Exc.Fitting for Fuel Line); Exc.Calif (Over GVW 8,500 Lbs.)	USEP3966M
5.0L V8 305 CID	1999-2002	Naturally Aspirated; VIN M; (Fitting for Fuel Line)	USEP3371M
5.7L V8 5735cc 350 CID	1996	Naturally Aspirated; VIN R; 31 Gallon Fuel Tank	USEP3927M
5.7L V8 5735cc 350 CID	1996	Naturally Aspirated; VIN R; 55 Gallon Fuel Tank	USEP3928M
5.7L V8 5735cc 350 CID	1997-2002	Naturally Aspirated; VIN R; Auxiliary Fuel Fitting; with 1 electrical connector	USEP3573M
5.7L V8 5735cc 350 CID	1997	Naturally Aspirated; VIN R, (Exc.Fitting for Fuel Line)	USEP3966M
5.7L V8 5735cc 350 CID	1998-2002	Naturally Aspirated; VIN R; (Exc.Fitting for Fuel Line); Exc.Calif	USEP3971M
5.7L V8 5735cc 350 CID	1998-2002	Naturally Aspirated; VIN R; (Exc.Fitting for Fuel Line); Exc.Calif (Over GVW 8,500 Lbs.)	USEP3966M
5.7L V8 5735cc 350 CID	1998-2002	Naturally Aspirated; VIN R; (Fitting for Fuel Line)	USEP3371M
5.7L V8 5735cc 350 CID	2001	CNG; VIN R; (Exc.Fitting for Fuel Line); Calif	USEP3971M
5.7L V8 5735cc 350 CID	2001	CNG; VIN R; (Exc.Fitting for Fuel Line); Exc.Calif (Over GVW 8,500 Lbs.)	USEP3966M
5.7L V8 5735cc 350 CID	2001	CNG; VIN R; (Exc.Fitting for Fuel Line); Exc.Calif (Under GVW 8,500 Lbs.)	USEP3971M
5.7L V8 5735cc 350 CID	2001	CNG; VIN R; (Fitting for Fuel Line)	USEP3371M
5.7L V8 5735cc 350 CID	2001	CNG; VIN R; Auxiliary Fuel Fitting; with 1 electrical connector	USEP3573M
5.7L V8 5735cc 350 CID	2002	BI-FUEL; VIN R; (Exc.Fitting for Fuel Line); (Under GVW 8,500 Lbs.)	USEP3971M
5.7L V8 5735cc 350 CID	2002	BI-FUEL; VIN R; (Exc.Fitting for Fuel Line); Exc.Calif (Over GVW 8,500 Lbs.)	USEP3966M
5.7L V8 5735cc 350 CID	2002	BI-FUEL; VIN R; (Fitting for Fuel Line)	USEP3371M
5.7L V8 5735cc 350 CID	2002	BI-FUEL; VIN R; Auxiliary Fuel Fitting; with 1 electrical connector	USEP3573M

Engine	Years	Application Description	USMW
6.0L V8 5967cc 364 CID	2003	VIN U	USEP3584M
6.0L V8 5967cc 364 CID	2004		USEP12006M
6.0L V8 5967cc 364 CID	2005	VIN U	USEP12006M
6.0L V8 5967cc 364 CID	2006-2007	Naturally Aspirated; VIN U	USEP12006M
6.0L V8 5967cc 364 CID	2008	LS;VIN K	USEP12006M
EXPRESS 3500			
4.8L V8 294 CID	2006-2007	Base; Cutaway Van; VIN V; (Exc.55 Gallon Fuel Tank)	USEP3583M
4.8L V8 294 CID	2006	Base; Extended Cargo Van; VIN V	USEP12006M
4.8L V8 294 CID	2007		USEP12006M
4.8L V8 294 CID	2008	Base; Cutaway Van; VIN C; (Exc.55 Gallon Fuel Tank)	USEP3583M
4.8L V8 294 CID	2008	Base; Standard Cargo Van; VIN C	USEP12006M
5.7L V8 5735cc 350 CID	1996	Naturally Aspirated; VIN R; 31 Gallon Fuel Tank	USEP3927M
5.7L V8 5735cc 350 CID	1996	Naturally Aspirated; VIN R; 55 Gallon Fuel Tank	USEP3928M
5.7L V8 5735cc 350 CID	1997-2002	Cutaway Van; VIN R; (55 Gallon Fuel Tank); (Exc.Fitting for Fuel Line)	USEP3966M
5.7L V8 5735cc 350 CID	1997-2002	Cutaway Van; VIN R; (55 Gallon Fuel Tank); Auxiliary Fuel Fitting; with 1 electrical connector	USEP3573M
5.7L V8 5735cc 350 CID	1997	Cutaway Van; VIN R; (35 Gallon Fuel Tank)	USEP3995M
5.7L V8 5735cc 350 CID	1997	Extended Cargo Van; Extended Passenger Van; Standard Cargo Van; Standard Passenger Van; (Exc.Fitting for Fuel Line)	USEP3966M
5.7L V8 5735cc 350 CID	1997	Extended Cargo Van; Extended Passenger Van; Standard Cargo Van; Standard Passenger Van; Auxiliary Fuel Fitting; with 1 electrical connector	USEP3573M
5.7L V8 5735cc 350 CID	1998-1999	Cutaway Van; VIN R; (Calif) (35 Gallon Fuel Tank); (Exc.Fitting for Fuel Line)	USEP3511M
5.7L V8 5735cc 350 CID	1998-1999	Cutaway Van; VIN R; (Exc.Calif) (35 Gallon Fuel Tank); (Exc.Fitting for Fuel Line)	USEP3996M
5.7L V8 5735cc 350 CID	1998-1999	Cutaway Van; VIN R; (Exc.Calif) (55 Gallon Fuel Tank); (Exc.Fitting for Fuel Line)	USEP3966M
5.7L V8 5735cc 350 CID	1998-1999	Cutaway Van; VIN R; (Exc.Calif) (55 Gallon Fuel Tank); Auxiliary Fuel Fitting; with 1 electrical connector	USEP3573M
5.7L V8 5735cc 350 CID	1998-1999	Extended Cargo Van; Extended Passenger Van; Standard Cargo Van; Standard Passenger Van; (Exc.Calif); (Exc.Fitting for Fuel Line)	USEP3966M
5.7L V8 5735cc 350 CID	1998-1999	Extended Cargo Van; Extended Passenger Van; Standard Cargo Van; Standard Passenger Van; (Exc.Calif); Auxiliary Fuel Fitting; with 1 electrical connector	USEP3573M
5.7L V8 5735cc 350 CID	1998-1999	Naturally Aspirated; VIN R; (Fitting for Fuel Line)	USEP3371M
5.7L V8 5735cc 350 CID	1998-2002	Cutaway Van; VIN R; (Calif) (55 Gallon Fuel Tank); (Exc.Fitting for Fuel Line)	USEP3971M
5.7L V8 5735cc 350 CID	1998-2002	Extended Cargo Van; Extended Passenger Van; Standard Cargo Van; Standard Passenger Van; (Calif); (Exc.Fitting for Fuel Line)	USEP3971M
5.7L V8 5735cc 350 CID	1999-2002	Sold in Mexico; Auxiliary Fuel Fitting; with 1 electrical connector	USEP3573M
5.7L V8 5735cc 350 CID	1999-2002	Sold in Mexico; with 1 electrical connector	USEP3966M

Engine	Years	Application Description	USMW
CHEVROLET (CONT.)			
EXPRESS 3500 (CONT.)			
5.7L V8 5735cc 350 CID	1999-2002	Sold in Mexico; with 2 electrical connectors	USEP3971M
5.7L V8 5735cc 350 CID	2000-2002	Extended Cargo Van; Extended Passenger Van; Standard Cargo Van; Standard Passenger Van; (Exc.Fitting for Fuel Line); (Federal)	USEP3966M
5.7L V8 5735cc 350 CID	2000-2002	Extended Cargo Van; Extended Passenger Van; Standard Cargo Van; Standard Passenger Van; (Federal); Auxiliary Fuel Fitting; with 1 electrical connector	USEP3573M
5.7L V8 5735cc 350 CID	2000	Cutaway Van; VIN R; (Exc.Fitting for Fuel Line); (Federal) (35 Gallon Fuel Tank)	USEP3996M
5.7L V8 5735cc 350 CID	2001-2002	Cutaway Van; VIN R; (Calif) (35 Gallon Fuel Tank)	USEP3568M
5.7L V8 5735cc 350 CID	2001-2002	Cutaway Van; VIN R; (Federal) (35 Gallon Fuel Tank)	USEP3551M
5.7L V8 5735cc 350 CID	2001-2002	Sold in Mexico; (35 Gallon Fuel Tank)	USEP3551M
5.7L V8 5735cc 350 CID	2002	BI-FUEL; Cutaway Van; VIN R; (55 Gallon Fuel Tank); (Exc.Fitting for Fuel Line)	USEP3966M
5.7L V8 5735cc 350 CID	2002	BI-FUEL; Cutaway Van; VIN R; (55 Gallon Fuel Tank); Auxiliary Fuel Fitting; with 1 electrical connector	USEP3573M
5.7L V8 5735cc 350 CID	2002	BI-FUEL; Cutaway Van; VIN R; (Calif) (35 Gallon Fuel Tank)	USEP3966M
5.7L V8 5735cc 350 CID	2002	BI-FUEL; Cutaway Van; VIN R; (Calif) (35 Gallon Fuel Tank); Auxiliary Fuel Fitting; with 1 electrical connector	USEP3573M
5.7L V8 5735cc 350 CID	2002	BI-FUEL; Cutaway Van; VIN R; (Calif) (55 Gallon Fuel Tank); (Exc.Fitting for Fuel Line)	USEP3971M
5.7L V8 5735cc 350 CID	2002	BI-FUEL; Cutaway Van; VIN R; (Federal) (35 Gallon Fuel Tank)	USEP3551M
5.7L V8 5735cc 350 CID	2002	BI-FUEL; Extended Cargo Van; Extended Passenger Van; Standard Cargo Van; Standard Passenger Van; (Exc.Fitting for Fuel Line); (Federal)	USEP3966M
5.7L V8 5735cc 350 CID	2002	BI-FUEL; Extended Cargo Van; Extended Passenger Van; Standard Cargo Van; Standard Passenger Van; (Federal); Auxiliary Fuel Fitting; with 1 electrical connector	USEP3573M
5.7L V8 5735cc 350 CID	2002	BI-FUEL; Extended Cargo Van; Extended Passenger Van; Standard Cargo Van; Standard Passenger Van; VIN R	USEP3971M
5.7L V8 5735cc 350 CID	2002	Extended Cargo Van Extended Passenger Van; Standard Cargo Van; Standard Passenger Van; (Calif)	USEP3971M
6.0L V8 5967cc 364 CID	2003	Calif (55 Gallon Fuel Tank)	USEP3602M
6.0L V8 5967cc 364 CID	2003	Calif (Exc.55 Gallon Fuel Tank)	USEP3575M
6.0L V8 5967cc 364 CID	2003	Federal (55 Gallon Fuel Tank)	USEP3674M
6.0L V8 5967cc 364 CID	2003	Federal (Exc.55 Gallon Fuel Tank)	USEP3574M
6.0L V8 5967cc 364 CID	2004	Cutaway Van; (55 Gallon Fuel Tank)	USEP3682M
6.0L V8 5967cc 364 CID	2004	Cutaway Van; (Calif) (55 Gallon Fuel Tank)	USEP3681M
6.0L V8 5967cc 364 CID	2004	Cutaway Van; (Calif) (Exc.55 Gallon Fuel Tank)	USEP3583M
6.0L V8 5967cc 364 CID	2004		USEP12006M
6.0L V8 5967cc 364 CID	2005	Cutaway Van; VIN U; (55 Gallon Fuel Tank)	USEP3682M
6.0L V8 5967cc 364 CID	2005	Cutaway Van; VIN U; (Calif) (55 Gallon Fuel Tank)	USEP3681M

Engine	Years	Application Description	USMW
6.0L V8 5967cc 364 CID	2005	Cutaway Van; VIN U; (Calif) (Exc.55 Gallon Fuel Tank)	USEP3583M
6.0L V8 5967cc 364 CID	2005	Standard Cargo Van; VIN U	USEP12006M
6.0L V8 5967cc 364 CID	2006-2007	Base; Cutaway Van; VIN U; (Exc.55 Gallon Fuel Tank)	USEP3583M
6.0L V8 5967cc 364 CID	2006	LT; VIN U	USEP12006M
6.0L V8 5967cc 364 CID	2007	Base; Extended Cargo Van; VIN U	USEP12006M
6.0L V8 5967cc 364 CID	2008	Base; Cutaway Van; VIN K; (Exc.55 Gallon Fuel Tank)	USEP3583M
6.0L V8 5967cc 364 CID	2008	LT; VIN K	USEP12006M
7.4L V8 7440 cc 454 CID	1996	Naturally Aspirated; VIN J; 31 Gallon Fuel Tank	USEP3927M
7.4L V8 7440 cc 454 CID	1996	Naturally Aspirated; VIN J; 55 Gallon Fuel Tank	USEP3928M
7.4L V8 7440 cc 454 CID	1997-2000	Cutaway Van; VIN J; (55 Gallon Fuel Tank); (Exc.Fitting for Fuel Line)	USEP3966M
7.4L V8 7440 cc 454 CID	1997-2000	Cutaway Van; VIN J; (55 Gallon Fuel Tank); Auxiliary Fuel Fitting; with 1 electrical connector	USEP3573M
7.4L V8 7440 cc 454 CID	1997	Cutaway Van; VIN J; (35 Gallon Fuel Tank)	USEP3995M
7.4L V8 7440 cc 454 CID	1997	Extended Cargo Van; Extended Passenger Van; Standard Cargo Van; Standard Passenger Van; VIN J; (Exc.Fitting for Fuel Line)	USEP3966M
7.4L V8 7440 cc 454 CID	1997	Extended Cargo Van; Extended Passenger Van; Standard Cargo Van; Standard Passenger Van; VIN J; Auxiliary Fuel Fitting; with 1 electrical connector	USEP3573M
7.4L V8 7440 cc 454 CID	1998-1999	Cutaway Van; VIN J; (Calif) (35 Gallon Fuel Tank); (Exc.Fitting for Fuel Line)	USEP3511M
7.4L V8 7440 cc 454 CID	1998-1999	Cutaway Van; VIN J; (Exc.Calif) (35 Gallon Fuel Tank); (Exc.Fitting for Fuel Line)	USEP3996M
7.4L V8 7440 cc 454 CID	1998-1999	Cutaway Van; VIN J; (Exc.Calif) (55 Gallon Fuel Tank); (Exc.Fitting for Fuel Line)	USEP3966M
7.4L V8 7440 cc 454 CID	1998-1999	Cutaway Van; VIN J; (Exc.Calif) (55 Gallon Fuel Tank); Auxiliary Fuel Fitting; with 1 electrical connector	USEP3573M
7.4L V8 7440 cc 454 CID	1998-1999	Extended Cargo Van; Extended Passenger Van; Standard Cargo Van; Standard Passenger Van; VIN J; (Exc.Calif); (Exc.Fitting for Fuel Line)	USEP3966M
7.4L V8 7440 cc 454 CID	1998-1999	Extended Cargo Van; Extended Passenger Van; Standard Cargo Van; Standard Passenger Van; VIN J; (Exc.Calif); Auxiliary Fuel Fitting; with 1 electrical connector	USEP3573M
7.4L V8 7440 cc 454 CID	1998-1999	Naturally Aspirated; VIN J; (Fitting for Fuel Line)	USEP3371M
7.4L V8 7440 cc 454 CID	1998-2000	Cutaway Van; VIN J; (Calif) (55 Gallon Fuel Tank); (Exc.Fitting for Fuel Line)	USEP3971M
7.4L V8 7440 cc 454 CID	1998-2000	Extended Cargo Van; Extended Passenger Van; Standard Cargo Van; Standard Passenger Van; VIN J; (Calif); (Exc.Fitting for Fuel Line)	USEP3971M
7.4L V8 7440 cc 454 CID	2000	Cutaway Van; VIN J; (Exc.Fitting for Fuel Line); (Federal) (35 Gallon Fuel Tank)	USEP3996M

Engine	Years	Application Description	USMW
CHEVROLET (CONT.)			
EXPRESS 3500 (CONT.)			
7.4L V8 7440 cc 454 CID	2000	Extended Cargo Van; Extended Passenger Van; Standard Cargo Van; Standard Passenger Van; VIN J; (Exc.Fitting for Fuel Line); (Federal)	USEP3966M
7.4L V8 7440 cc 454 CID	2000	Extended Cargo Van; Extended Passenger Van; Standard Cargo Van; Standard Passenger Van; VIN J; (Federal); Auxiliary Fuel Fitting; with 1 electrical connector	USEP3573M
8.1L V8 8128cc 496 CID	2001-2002	Cutaway Van; VIN G; (Calif)	USEP3568M
8.1L V8 8128cc 496 CID	2001-2002	Cutaway Van; VIN G; (Federal)	USEP3551M
8.1L V8 8128cc 496 CID	2001-2002	Extended Cargo Van; Extended Passenger Van; Standard Cargo Van; Standard Passenger Van; VIN G; Auxiliary Fuel Fitting; with 1 electrical connector	USEP3573M
8.1L V8 8128cc 496 CID	2001	Extended Cargo Van; Extended Passenger Van; Standard Cargo Van; Standard Passenger Van; VIN G ; (Exc.Fitting for Fuel Line)	USEP3966M
8.1L V8 8128cc 496 CID	2002	Extended Cargo Van; Extended Passenger Van; Standard Cargo Van; Standard Passenger Van; VIN G; (Exc.Fitting for Fuel Line); (Federal)	USEP3966M
8.1L V8 8128cc 496 CID	2002	Extended Cargo Van; VIN G, Extended Passenger Van; VIN G, Standard Cargo Van; VIN G, Standard Passenger Van; (Calif)	USEP3971M
FIREBIRD TRANS AM (MEX)			
5.7L V8 5737cc 350 CID	1996-1997		USEP3924M
GRAND AM (MEX)			
3.1L V6 3100cc	1999		USEP3919M
3.1L V6 3100cc	2001		USEP3542M
3.4L V6 3400cc	1999		USEP3950M
3.4L V6 3400cc	2000-2002		USEP3507M
3.8L V6 3800cc 231 CID	1999		USEP3537M
3.8L V6 3800cc 231 CID	2001		USEP3542M
HHR			
2.0L L4 1998cc 122 CID	2008	SS; VIN X	USEP3715M
2.2L L4 2189cc 134 CID	2006	LS; LT; VIN D	USEP3715M
2.2L L4 2189cc 134 CID	2009	FLEX; LS Panel; VIN B, LS; VIN B, LT Panel; VIN B, LT; VIN B	USEP3715M
2.2L L4 2198cc 134 CID	2007	LS; LT; VIN D	USEP3715M
2.2L L4 2198cc 134 CID	2008	LS Panel; LS; LT Panel; VIN D	USEP3715M
2.4L L4 145 CID	2006-2007	LT; VIN P	USEP3715M
2.4L L4 145 CID	2008	LT Panel; LT; VIN P	USEP3715M
2.4L L4 145 CID	2009	FLEX; LE9 Desig.; LT Panel; VIN V, LE9 Desig.; LT; VIN V	USEP3715M
IMPALA			
3.4L V6 207 CID	2000-2005	Base; VIN E	USEP3542M
3.5L V6 3490cc 213 CID	2006	FLEX; LS; LT; VIN K, VIN N	USEP3679M
3.8L V6 3791cc 231 CID	2000-2003	Sold in Mexico	USEP3542M
3.8L V6 3800cc 231 CID	2000-2002	Base; LS; VIN K	USEP3542M
3.8L V6 3800cc 231 CID	2000	Base; LS; VIN K; Exc.Police	USEP3542M
3.8L V6 3800cc 231 CID	2003	Base; VIN K	USEP3542M
3.8L V6 3800cc 231 CID	2003	LS Sport; VIN K	USEP3542M
3.8L V6 3800cc 231 CID	2004-2005	Base; LS; SS; Supercharged; VIN 1	USEP3601M
3.9L V6 3880cc 237 CID	2006	LT; LTZ; VIN 1	USEP3679M
3.9L V6 3880cc 237 CID	2008	FLEX; LT; LZG Desig.; FLEX; LTZ; LZG Desig.; VIN 3	USEP3679M
5.3L V8 5328cc 325 CID	2006		USEP3700M

Engine	Years	Application Description	USMW
K1500			
4.3L V6 262 CID	1990	Scottsdale, WT,	USEP3621S
4.3L V6 262 CID	1991	Sport	USEP3621S
4.3L V6 262 CID	1991	WT,	USEP3621S
4.3L V6 262 CID	1996	Naturally Aspirated; Base, Cheyenne, Silverado, WT	USEP3622S
4.3L V6 262 CID	1997-1998	Naturally Aspirated; Exc.Radio Frequency Interference Filter (Module Stamped GAV)	USEP3947M
5.0L V8 305 CID	1990	VIN H, Scottsdale, WT,	USEP3621S
5.0L V8 305 CID	1991	Sport	USEP3621S
5.0L V8 305 CID	1991	VIN H, WT,	USEP3621S
5.0L V8 305 CID	1996-1997	Naturally Aspirated; Base, Cheyenne, Silverado, WT	USEP3622S
5.0L V8 305 CID	1998	Naturally Aspirated;VIN M; Exc.Radio Frequency Interference Filter (Module Stamped GAV)	USEP3947M
5.0L V8 305 CID	1999	VIN M; Exc.Radio Frequency Interference Filter (Module Stamped GAV)	USEP3947M
5.7L V8 5735cc 350 CID	1990	VIN K, Scottsdale, WT,	USEP3621S
5.7L V8 5735cc 350 CID	1991	Sport	USEP3621S
5.7L V8 5735cc 350 CID	1991	VIN K, WT	USEP3621S
5.7L V8 5735cc 350 CID	1996-1997	Naturally Aspirated; VIN R, Base, Cheyenne, Silverado, WT	USEP3622S
5.7L V8 5735cc 350 CID	1998	Naturally Aspirated; VIN R, Exc.Radio Frequency Interference Filter (Module Stamped GAV)	USEP3947M
5.7L V8 5735cc 350 CID	1999	VIN R; Exc.Radio Frequency Interference Filter (Module Stamped GAV)	USEP3947M
K1500 SUBURBAN			
5.7L V8 5735cc 350 CID	1998-1999	Naturally Aspirated; VIN R	USEP3967M
K2500			
4.3L V6 262 CID	1990	Scottsdale	USEP3621S
4.3L V6 262 CID	1991	VIN Z	USEP3621S
5.0L V8 305 CID	1990	VIN H, Scottsdale	USEP3621S
5.0L V8 305 CID	1991	VIN H	USEP3621S
5.0L V8 305 CID	1998	Naturally Aspirated;VIN M; Exc.Radio Frequency Interference Filter (Module Stamped GAV)	USEP3947M
5.7L V8 5735cc 350 CID	1990	VIN K, Scottsdale	USEP3621S
5.7L V8 5735cc 350 CID	1991	VIN K	USEP3621S
5.7L V8 5735cc 350 CID	1996-1997	Cheyenne; Silverado; VIN R	USEP3622S
5.7L V8 5735cc 350 CID	1998-1999	Naturally Aspirated; VIN R, Exc.Radio Frequency Interference Filter (Module Stamped GAV)	USEP3947M
5.7L V8 5735cc 350 CID	1998-1999	Naturally Aspirated; VIN R, Exc.Radio Frequency Interference Filter (Module Stamped GFT)	USEP3962M
5.7L V8 5735cc 350 CID	2000	Naturally Aspirated; VIN R, Calif (Exc.Radio Frequency Interference Filter)	USEP3947M
5.7L V8 5735cc 350 CID	2000	Naturally Aspirated; VIN R; Exc.Calif (Exc.Radio Frequency Interference Filter)	USEP3962M
7.4L V8 7440 cc 454 CID	1991	Cheyenne, Silverado	USEP3621S
7.4L V8 7440 cc 454 CID	1994-1995	Naturally Aspirated	USEP3623S
7.4L V8 7440 cc 454 CID	1996-1997	Cheyenne; Silverado; VIN R	USEP3622S
7.4L V8 7440 cc 454 CID	1998-1999	Naturally Aspirated; Exc.Radio Frequency Interference Filter (Module Stamped GAV)	USEP3947M
7.4L V8 7440 cc 454 CID	1998-1999	Naturally Aspirated; VIN J; Exc.Radio Frequency Interference Filter (Module Stamped GFT)	USEP3962M
7.4L V8 7440 cc 454 CID	2000	Naturally Aspirated; Calif (Exc.Radio Frequency Interference Filter)	USEP3947M
7.4L V8 7440 cc 454 CID	2000	Naturally Aspirated; VIN J; Exc.Calif (Exc.Radio Frequency Interference Filter)	USEP3962M
K2500 SUBURBAN			
5.7L V8 5735cc 350 CID	1998-1999	Naturally Aspirated; VIN R, Calif	USEP3967M

Engine	Years	Application Description	USMW
CHEVROLET (CONT.)			
K2500 SUBURBAN (CONT.)			
5.7L V8 5735cc 350 CID	1998-1999	Naturally Aspirated; VIN R; Exc.Calif	USEP3994M
7.4L V8 7440 cc 454 CID	1998-1999	Naturally Aspirated; Calif	USEP3967M
7.4L V8 7440 cc 454 CID	1998-1999	Naturally Aspirated; VIN J; Exc.Calif	USEP3994M
K3500			
5.7L V8 5735cc 350 CID	1996-1997	Naturally Aspirated; VIN R, Base, Cheyenne, Silverado	USEP3622S
5.7L V8 5735cc 350 CID	1998-1999	Naturally Aspirated; VIN R, Exc.Radio Frequency Interference Filter (Module Stamped GAV)	USEP3947M
5.7L V8 5735cc 350 CID	1998-1999	Naturally Aspirated; VIN R; Exc.Radio Frequency Interference Filter (Module Stamped GFR)	USEP3957M
5.7L V8 5735cc 350 CID	1998-1999	Naturally Aspirated; VIN R; Exc.Radio Frequency Interference Filter (Module Stamped GFT)	USEP3962M
5.7L V8 5735cc 350 CID	2000	Cab & Chassis; VIN R; (Calif)	USEP3957M
5.7L V8 5735cc 350 CID	2000	Cab & Chassis; VIN R; (Exc.Calif)	USEP3956M
5.7L V8 5735cc 350 CID	2000	Crew Cab Pickup; Extended Cab Pickup; Standard Cab Pickup; VIN R; (Calif)	USEP3947M
5.7L V8 5735cc 350 CID	2000	Crew Cab Pickup; Extended Cab Pickup; Standard Cab Pickup; VIN R; (Exc.Calif)	USEP3962M
7.4L V8 7440 cc 454 CID	1989	Cheyenne, Scottsdale, Silverado	USEP3621S
7.4L V8 7440 cc 454 CID	1994-1995	Naturally Aspirated	USEP3623S
7.4L V8 7440 cc 454 CID	1996-1997	Naturally Aspirated; Base, Cheyenne, Silverado	USEP3622S
7.4L V8 7440 cc 454 CID	1998-1999	Naturally Aspirated; Exc.Radio Frequency Interference Filter (Module Stamped GAV)	USEP3947M
7.4L V8 7440 cc 454 CID	1998-1999	Naturally Aspirated; VIN J; Exc.Radio Frequency Interference Filter (Module Stamped GFR)	USEP3957M
7.4L V8 7440 cc 454 CID	1998-1999	Naturally Aspirated; VIN J; Exc.Radio Frequency Interference Filter (Module Stamped GFT)	USEP3962M
7.4L V8 7440 cc 454 CID	1998-1999	Naturally Aspirated; VIN J; Radio Frequency Interference Filter (Module Stamped GFP)	USEP3956M
7.4L V8 7440 cc 454 CID	2000	Cab & Chassis; VIN J; (Calif)	USEP3957M
7.4L V8 7440 cc 454 CID	2000	Cab & Chassis; VIN J; (Exc.Calif)	USEP3956M
7.4L V8 7440 cc 454 CID	2000	Crew Cab Pickup; Extended Cab Pickup; Standard Cab Pickup; VIN J; (Exc.Calif)	USEP3962M
7.4L V8 7440 cc 454 CID	2000	Extended Cab Pickup; Standard Cab Pickup; Crew Cab Pickup; (Calif)	USEP3947M
LUMINA			
3.1L V6 189 CID	1997-1998	LS; LTZ; VIN M	USEP3941M
3.1L V6 189 CID	1997	Base; VIN M	USEP3941M
3.1L V6 189 CID	1999	VIN M; Exc.Refuel Vapor Recovery	USEP3941M
3.1L V6 189 CID	1999	VIN M; Refuel Vapor Recovery	USEP3529M
3.1L V6 189 CID	2000-2001		USEP3514M
3.4L V6 207 CID	1997	LTZ; VIN X	USEP3942M
3.8L V6 3800cc 231 CID	1998	LTZ; VIN K	USEP3948M
3.8L V6 3800cc 231 CID	1999		USEP3941M
LUV			
2.2L L4 2200cc 134 CID	1998-2005	Sold in Mexico	USEP3943M
LUV (MEX)			
2.2L L4 2190cc 134 CID	1997-2005		USEP3943M
MALIBU			
2.2L L4 2198cc 134 CID	2004-2005	Base; L61 Desig.; VIN F	USEP3592M
2.2L L4 2198cc 134 CID	2004	Sold in Mexico	USEP3507M
2.2L L4 2198cc 134 CID	2006	LS, LT	USEP3592M
2.2L L4 2198cc 134 CID	2007	L61 Desig.; LS; LT; VIN F	USEP3591M
2.4L L4 2392cc 146 CID	1997	Base; Sold in Mexico	USEP3945M
2.4L L4 2392cc 146 CID	1998	Base; Sold in Mexico	USEP3950M
2.4L L4 2392cc 146 CID	1999		USEP3950M
3.1L V6 189 CID	1997	Base; LS; Base; LS; VIN M	USEP3945M

Engine	Years	Application Description	USMW
3.1L V6 189 CID	1998	Base; LS; VIN M	USEP3950M
3.1L V6 189 CID	1999	VIN J, VIN M	USEP3950M
3.1L V6 189 CID	2000-2003	Base, LS	USEP3507M
3.1L V6 3136cc 191 CID	1997	Sold in Mexico	USEP3945M
3.1L V6 3136cc 191 CID	1998-1999	Sold in Mexico	USEP3950M
3.1L V6 3136cc 191 CID	2000-2003	Sold in Mexico	USEP3507M
3.5L V6 213 CID	2004	Maxx LT; LS; VIN 8	USEP3592M
3.5L V6 213 CID	2005	Maxx LT; LS; Maxx LS; VIN 8	USEP3591M
3.5L V6 213 CID	2006	LT, LTZ, Maxx LS, Maxx LT, Maxx LTZ	USEP3592M
3.5L V6 3490cc 213 CID	2007	LS; LT; LTZ; Maxx LS; Maxx LT; Maxx LTZ; VIN N	USEP3591M
3.5L V6 3498cc 213 CID	2006	Base	USEP3592M
3.9L V6 3880cc 237 CID	2007	Maxx SS;SS; VIN 1	USEP3591M
MATIZ (MEX)			
1.0L L4 987cc 60 CID	2011-2012		USEP12273M
MATIZ LS (MEX)			
1.0L L4 987cc 60 CID	2013		USEP12273M
MERIVA			
1.8L L4 1796cc 110 CID	2004-2005	Sold in Mexico	USEP12026M
MONTE CARLO			
3.1L V6 189 CID	1997-1998	LS; VIN M	USEP3941M
3.1L V6 189 CID	1999	LS; VIN M; Exc.Refuel Vapor Recovery	USEP3941M
3.1L V6 189 CID	1999	LS; VIN M; Refuel Vapor Recovery	USEP3529M
3.4L V6 207 CID	1997	VIN X; Z34	USEP3942M
3.4L V6 207 CID	2000-2002	LS; VIN E	USEP3542M
3.4L V6 207 CID	2003	LS Sport; VIN E	USEP3542M
3.4L V6 207 CID	2004-2005	LS;VIN E	USEP3542M
3.5L V6 3490cc 213 CID	2006	FLEX; LS; VIN K, FLEX; LT; VIN K, LS; LT; VIN N	USEP3679M
3.8L V6 3800cc 231 CID	1998	VIN K; Z34	USEP3948M
3.8L V6 3800cc 231 CID	1999		USEP3941M
3.8L V6 3800cc 231 CID	2000-2001	SS; VIN K	USEP3542M
3.8L V6 3800cc 231 CID	2002	SS Dale Earnhardt Signature Edition; VIN K	USEP3542M
3.8L V6 3800cc 231 CID	2003	SS Pace Car; VIN K	USEP3542M
3.8L V6 3800cc 231 CID	2004-2005	SS; Supercharged; VIN 1	USEP3601M
3.8L V6 3800cc 231 CID	2004	Naturally Aspirated; SS; VIN K	USEP3542M
3.8L V6 3800cc 231 CID	2005	LT; VIN K	USEP3542M
3.9L V6 3880cc 237 CID	2006	LT; LTZ; VIN 1; (Standard)	USEP3679M
5.3L V8 5328cc 325 CID	2006		USEP3700M
OPTRA (MEX)			
2.0L L4 2000cc 122 CID	2006-2009		USEP12040M
P30			
4.3L V6 262 CID	1998-1999	Naturally Aspirated; VIN W	USEP3968M
4.3L V6 4300cc 262 CID	2001	Sold in Mexico	USEP3966M
4.3L V6 4300cc 262 CID	2001	Sold in Mexico; Auxiliary Fuel Fitting; with 1 electrical connector	USEP3573M
5.7L V8 5735cc 350 CID	1998-1999	Naturally Aspirated; VIN R; Exc.School Bus (Calif)	USEP3965M
5.7L V8 5735cc 350 CID	1998-1999	Naturally Aspirated; VIN R; Exc.School Bus (Exc.Calif)	USEP3968M
5.7L V8 5735cc 350 CID	1998-1999	Naturally Aspirated; VIN R; School Bus	USEP3969M
7.4L V8 7440 cc 454 CID	1998-1999	Naturally Aspirated; VIN B, 80 Gallon Fuel Tank	USEP3982M
7.4L V8 7440 cc 454 CID	1998-1999	Naturally Aspirated; VIN B, Exc.80 Gallon Fuel Tank	USEP3968M
P30 VAN (MEX)			
4.3L V6 4300cc 262 CID	2001		USEP3966M
P31 VAN (MEX)			
5.7L V8 5737cc 350 CID	1998-1999		USEP3968M
POP (MEX)			
1.4L L4 1400cc 85 CID	1996		USEP12018M
R10 SUBURBAN			
5.7L V8 5735cc 350 CID	1987	Custom Deluxe	USEP3633S
R20			
5.7L V8 5735cc 350 CID	1987	Custom Deluxe	USEP3633S
5.7L V8 5735cc 350 CID	1988	Cheyenne	USEP3633S
R20 SUBURBAN			
5.7L V8 5735cc 350 CID	1987	Custom Deluxe	USEP3633S

Engine	Years	Application Description	USMW
CHEVROLET (CONT.)			
S10			
2.2L L4 2190cc 134 CID	1994-1995		USEP3641S
2.2L L4 2190cc 134 CID	1996		USEP3923M
2.2L L4 2190cc 134 CID	1997-2000	FI; VIN 4, FI; Naturally Aspirated	USEP3943M
2.2L L4 2190cc 134 CID	2000	FI; FLEX; VIN 5	USEP3527M
2.2L L4 2190cc 134 CID	2001-2002	Sold in Mexico, FLEX; VIN 5	USEP3527M
2.2L L4 2190cc 134 CID	2003		USEP3703M
2.5L L4 2474cc 151 CID	1985-1986	Durango, Sport,	USEP3637S
2.5L L4 2474cc 151 CID	1991	Baja	USEP3637S
2.5L L4 2474cc 151 CID	1992	Tahoe	USEP3642S
2.8L V6 173 CID	1986	Base, Durango, Sport, Tahoe	USEP3637S
2.8L V6 173 CID	1991	Baja	USEP3637S
2.8L V6 173 CID	1992	Tahoe	USEP3642S
4.3L V6 262 CID	1989	Sport	USEP3637S
4.3L V6 262 CID	1991	Baja	USEP3637S
4.3L V6 262 CID	1992	FI, Tahoe	USEP3642S
4.3L V6 262 CID	1994-1995	MFI	USEP3643S
4.3L V6 262 CID	1994	VIN W, LS; SS, ZR2	USEP3624S
4.3L V6 262 CID	1996	ZR2	USEP3920M
4.3L V6 262 CID	1997-1999	FI; FI; VIN X, FI	USEP3952M
4.3L V6 262 CID	2000	FI; FI; Naturally Aspirated	USEP3952M
4.3L V6 262 CID	2001	VIN W	USEP3952M
4.3L V6 262 CID	2002	Crew Cab Pickup; Extended Cab Pickup; Standard Cab Pickup; w/ 108.3 In. Wheelbase, w/ 117.9 In. Wheelbase, w/ 122.9 In. Wheelbase	USEP3952M
4.3L V6 262 CID	2003	Extended Cab Pickup; Standard Cab Pickup; Crew Cab Pickup	USEP3566M
4.3L V6 262 CID	2004		USEP3566M
S10 BLAZER			
2.5L L4 2474cc 151 CID	1985-1986		USEP3632S
2.8L V6 173 CID	1986	Base; Sport, Tahoe, Sold in United States; Sold in Canada	USEP3632S
2.8L V6 173 CID	1986	Sport, Tahoe	USEP3632S
4.3L V6 262 CID	1991	Base, Tahoe	USEP3632S
4.3L V6 262 CID	1992	FI; Sport	USEP3625S
4.3L V6 262 CID	1994	FI; LT	USEP3625S
SILVERADO			
5.7L V8 5735cc 350 CID	1996-1997	SLE, SLX	USEP3622S
5.7L V8 5735cc 350 CID	1997	SLT	USEP3622S
SILVERADO 1500			
4.3L V6 262 CID	1999-2001	VIN W, Evaporative Emissions Control	USEP3500M
4.3L V6 262 CID	1999-2001	VIN W, Exc.Evaporative Emissions Control	USEP3501M
4.3L V6 262 CID	2002-2003	Sold in Mexico; Standard Cab Pickup	USEP3501M
4.3L V6 262 CID	2002-2003	Sold in Mexico; Standard Cab Pickup,	USEP3500M
4.3L V6 262 CID	2002	VIN W, VIN X; Evaporative Emissions Control	USEP3500M
4.3L V6 262 CID	2002	VIN W, VIN X; Exc.Evaporative Emissions Control	USEP3501M
4.3L V6 262 CID	2003	VIN X; WT; Evaporative Emissions Control	USEP3500M
4.3L V6 262 CID	2003	VIN X; WT; Exc.Evaporative Emissions Control	USEP3501M
4.3L V6 262 CID	2004	VIN X; Z71; Evaporative Emissions Control	USEP3500M
4.3L V6 262 CID	2005	VIN X; w/ 119.0 In. Wheelbase, w/ 133.0 In. Wheelbase, w/ 143.5 In. Wheelbase, w/ 157.5 In. Wheelbase, LT	USEP3609M
4.3L V6 262 CID	2006	LS; WT; VIN X; w/ 119.0 In. Wheelbase, w/ 133.0 In. Wheelbase, w/ 143.5 In. Wheelbase, w/ 157.5 In. Wheelbase,	USEP3609M
4.3L V6 262 CID	2008	VIN X; WT	USEP3732M
4.8L V8 294 CID	1999-2002	VIN V; Evaporative Emissions Control	USEP3500M
4.8L V8 294 CID	1999-2002	VIN V; Exc.Evaporative Emissions Control	USEP3501M
4.8L V8 294 CID	2003	VIN V; WT; Evaporative Emissions Control	USEP3500M

Engine	Years	Application Description	USMW
4.8L V8 294 CID	2003	VIN V; WT; Exc.Evaporative Emissions Control	USEP3501M
4.8L V8 294 CID	2004	Base, LS, LT, WT	USEP3684M
4.8L V8 294 CID	2004	Z71; w/ 119.0 In., 133.0 In., 143.5 In., 157.5 In. Wheelbase	USEP3684M
4.8L V8 294 CID	2005	VIN V; w/ 119.0 In. Wheelbase, w/ 133.0 In. Wheelbase, w/ 143.5 In. Wheelbase, w/ 157.5 In. Wheelbase, Base, LS, LT	USEP3684M
4.8L V8 294 CID	2006	LS; WT; VIN V; w/ 119.0 In. Wheelbase; w/ 133.0 In. Wheelbase; w/ 143.5 In. Wheelbase; w/ 157.5 In. Wheelbase	USEP3609M
4.8L V8 294 CID	2006	VIN V; w/ 119.0 In. Wheelbase, w/ 133.0 In. Wheelbase, w/ 143.5 In. Wheelbase, w/ 157.5 In. Wheelbase, LS, LT, WT	USEP3684M
4.8L V8 294 CID	2007	LT; WT; w/ 69.3 in. Bed, w/ 78.7 in. Bed, w/ 143.5 In. Wheelbase	USEP3747M
4.8L V8 294 CID	2008	LS; LT; WT; VIN C	USEP3747M
5.3L V8 5328cc 325 CID	2002-2004		USEP3572M
5.3L V8 5328cc 325 CID	2006	FLEX; LS; LT; WT; w/ 119.0 In. Wheelbase, w/ 133.0 In. Wheelbase, w/ 143.5 In. Wheelbase, w/ 157.5 In. Wheelbase	USEP3702M
5.3L V8 5328cc 325 CID	2007-2008	Base, LT, LTZ, WT, FLEX; VIN 3; VIN 0	USEP3732M
5.3L V8 5328cc 325 CID	2007	Base; LT, LTZ, WT	USEP3684M
6.0L V8 5967cc 364 CID	2003	SS; VIN N; Evaporative Emissions Control	USEP3500M
6.0L V8 5967cc 364 CID	2003	SS; VIN N; Exc.Evaporative Emissions Control	USEP3501M
6.0L V8 5967cc 364 CID	2004-2005	SS; VIN N	USEP3609M
6.0L V8 5967cc 364 CID	2006	LT; VIN N; w/ 119.0 In. Wheelbase, LT; VIN N; w/ 143.5 In. Wheelbase, SS	USEP3684M
6.0L V8 5967cc 364 CID	2006	SS; LT	USEP3684M
6.0L V8 5967cc 364 CID	2007	LT	USEP3684M
6.0L V8 5967cc 364 CID	2007	LT, LTZ, GAS	USEP3684M
6.0L V8 5967cc 364 CID	2008	L76 Desig.; LT; LTZ; VIN Y	USEP3747M
SILVERADO 1500 HD			
6.0L V8 5967cc 364 CID	2001-2003	Evaporative Emissions Control	USEP3500M
6.0L V8 5967cc 364 CID	2001-2003	Exc.Evaporative Emissions Control	USEP3501M
6.0L V8 5967cc 364 CID	2005-2006	Evap Emissions	USEP3609M
6.0L V8 5967cc 364 CID	2005-2006	Exc.EVAP Emissions	USEP3604M
SILVERADO 2500			
5.3L V8 323 CID	2001-2005	Sold in Mexico	USEP3500M
5.3L V8 323 CID	2002	Sold in Mexico; Standard Cab Pickup	USEP3501M
5.3L V8 323 CID	2003	Sold in Mexico	USEP3501M
5.3L V8 323 CID	2003	Sold in Mexico; Standard Cab Pickup; with 1 electrical connector	USEP3501M
5.3L V8 5300cc 325 CID	2006	Sold in Mexico	USEP3500M
5.3L V8 5328cc 325 CID	2007-2009		USEP3609M
5.7L V8 5735cc 350 CID	2001-2002	Sold in Mexico	USEP3501M
5.7L V8 5735cc 350 CID	2001	Sold in Mexico	USEP3962M
6.0L V8 5967cc 364 CID	1999-2000	VIN U; Evaporative Emissions Control	USEP3500M
6.0L V8 5967cc 364 CID	1999-2000	VIN U; Exc.Evaporative Emissions Control	USEP3501M
6.0L V8 5967cc 364 CID	2001-2003	Evaporative Emissions Control	USEP3500M
6.0L V8 5967cc 364 CID	2001-2003	Exc.Evaporative Emissions Control	USEP3501M
6.0L V8 5967cc 364 CID	2002	BI-FUEL, Evaporative Emissions Control	USEP3500M
6.0L V8 5967cc 364 CID	2002	BI-FUEL, Exc.Evaporative Emissions Control	USEP3501M
6.0L V8 5967cc 364 CID	2004	w/ 78.0 in. Bed, w/ 96.0 in. Bed; Evaporative Emissions Control	USEP3609M
6.0L V8 5967cc 364 CID	2004	w/ 78.0 in. Bed, w/ 96.0 in. Bed; Exc.Evaporative Emissions Control	USEP3604M
SILVERADO 2500 2WD (MEX)			
4.8L V8 4800cc	2006		USEP3500M
4.8L V8 4800cc	2007	Regular or extended cab, Crew cab	USEP3684M
4.8L V8 4800cc	2008-2009		USEP3609M
5.3L V8 5300cc 325 CID	2003	With EECS (Evaporative Emission Control System),	USEP3501M
5.3L V8 5300cc 325 CID	2004-2006		USEP3500M

Engine	Years	Application Description	USMW
CHEVROLET (CONT.)			
SILVERADO 2500 2WD (MEX) (CONT.)			
5.3L V8 5300cc 325 CID	2007-2009		USEP3609M
5.7L V8 5737cc 350 CID	2002	With EECS (Evaporative Emission Control System),	USEP3501M
SILVERADO 2500 4WD (MEX)			
5.3L V8 5300cc 325 CID	2007-2009		USEP3609M
SILVERADO 2500 HD			
6.0L V8 5967cc 364 CID	2001-2003	Naturally Aspirated; Exc.Evaporative Emissions Control	USEP3501M
6.0L V8 5967cc 364 CID	2001-2003	Naturally Aspirated; VIN U; Evaporative Emissions Control	USEP3500M
6.0L V8 5967cc 364 CID	2002	BI-FUEL; BI-FUEL; VIN U; Evaporative Emissions Control	USEP3500M
6.0L V8 5967cc 364 CID	2002	BI-FUEL; BI-FUEL; VIN U; Exc.Evaporative Emissions Control	USEP3501M
6.0L V8 5967cc 364 CID	2004	w/ 78.0 in. Bed, w/ 96.0 in. Bed; Evaporative Emissions Control	USEP3609M
6.0L V8 5967cc 364 CID	2004	w/ 78.0 in. Bed, w/ 96.0 in. Bed; Exc.Evaporative Emissions Control	USEP3604M
6.0L V8 5967cc 364 CID	2005	w/ 133.0 In. Wheelbase, w/ 143.5 In. Wheelbase, w/ 153.0 In. Wheelbase, w/ 157.5 In. Wheelbase, w/ 167.0 In. Wheelbase; (EVAP Emissions)	USEP3609M
6.0L V8 5967cc 364 CID	2005	w/ 133.0 In. Wheelbase, w/ 143.5 In. Wheelbase, w/ 153.0 In. Wheelbase, w/ 157.5 In. Wheelbase, w/ 167.0 In. Wheelbase; (Exc.EVAP Emissions)	USEP3604M
6.0L V8 5967cc 364 CID	2006	LT; (EVAP Emissions)	USEP3609M
6.0L V8 5967cc 364 CID	2006	LT; (Exc.EVAP Emissions)	USEP3604M
6.0L V8 5967cc 364 CID	2007	LT; LTZ; VIN K, WT; For Auxiliary Fuel Tank	USEP3587M
6.0L V8 5967cc 364 CID	2007	LT; LTZ; VIN K, WT; For Primary Fuel Tank	USEP3675M
8.1L V8 8128cc 496 CID	2001-2003	Naturally Aspirated; VIN G, Evaporative Emissions Control	USEP3500M
8.1L V8 8128cc 496 CID	2001-2003	Naturally Aspirated; VIN G, Exc.Evaporative Emissions Control	USEP3501M
8.1L V8 8128cc 496 CID	2004-2005	VIN G; (EVAP Emissions)	USEP3609M
8.1L V8 8128cc 496 CID	2004-2005	VIN G; (Exc.EVAP Emissions)	USEP3604M
8.1L V8 8128cc 496 CID	2006	LS; LT; WT; (EVAP Emissions)	USEP3609M
8.1L V8 8128cc 496 CID	2006	LS; LT; WT; (Exc.EVAP Emissions)	USEP3604M
SILVERADO 3500			
6.0L V8 5967cc 364 CID	2001-2003	Naturally Aspirated; VIN U; Commercial Chassis (Calif); Primary Fuel Tank	USEP3522M
6.0L V8 5967cc 364 CID	2001-2003	Naturally Aspirated; VIN U; Commercial Chassis (Federal); Primary Fuel Tank	USEP3599M
6.0L V8 5967cc 364 CID	2001-2003	Naturally Aspirated; VIN U; Commercial chassis; Secondary Fuel Tank	USEP3530M
6.0L V8 5967cc 364 CID	2001	Naturally Aspirated; VIN U; Exc.Commercial Chassis (Evaporative Emissions Control)	USEP3500M
6.0L V8 5967cc 364 CID	2001	Naturally Aspirated; VIN U; Exc.Commercial Chassis (Exc.Evaporative Emissions Control)	USEP3501M
6.0L V8 5967cc 364 CID	2002-2003	Naturally Aspirated; VIN U; Exc.Commercial Chassis (Calif)	USEP3500M
6.0L V8 5967cc 364 CID	2002-2003	Naturally Aspirated; VIN U; Exc.Commercial Chassis (Federal)	USEP3501M
6.0L V8 5967cc 364 CID	2004	Naturally Aspirated; VIN U; Exc.Commercial Chassis (Evaporative Emissions Control)	USEP3609M

Engine	Years	Application Description	USMW
6.0L V8 5967cc 364 CID	2004	Naturally Aspirated; VIN U; Exc.Commercial Chassis (Exc.Evaporative Emissions Control)	USEP3604M
6.0L V8 5967cc 364 CID	2005	Naturally Aspirated; Commercial Chassis (EVAP Emissions)	USEP3616M
6.0L V8 5967cc 364 CID	2005	Naturally Aspirated; VIN U; Commercial Chassis (EVAP Emissions); Secondary Fuel Tank(Incl.Sender)	USEP3617M
6.0L V8 5967cc 364 CID	2005	Naturally Aspirated; VIN U; Exc.Commercial Chassis (EVAP Emissions)	USEP3609M
6.0L V8 5967cc 364 CID	2005	Naturally Aspirated; VIN U; Exc.Commercial Chassis (Exc.EVAP Emissions)	USEP3604M
6.0L V8 5967cc 364 CID	2006	LS; LT; WT; Commercial Chassis	USEP3616M
6.0L V8 5967cc 364 CID	2006	LS; LT; WT; Commercial Chassis (EVAP Emissions); Secondary Fuel Tank(Incl.Sender)	USEP3617M
6.0L V8 5967cc 364 CID	2006	LS; LT; WT; Exc.Commercial Chassis (EVAP Emissions)	USEP3609M
6.0L V8 5967cc 364 CID	2006	LS; LT; WT; Exc.Commercial Chassis (Exc.EVAP Emissions)	USEP3604M
8.1L V8 8128cc 496 CID	2001-2003	Naturally Aspirated; VIN G; Commercial Chassis (Calif); Primary Fuel Tank	USEP3522M
8.1L V8 8128cc 496 CID	2001-2003	Naturally Aspirated; VIN G; Commercial Chassis (Federal); Primary Fuel Tank	USEP3599M
8.1L V8 8128cc 496 CID	2001-2003	Naturally Aspirated; VIN G; Commercial chassis; Secondary Fuel Tank	USEP3530M
8.1L V8 8128cc 496 CID	2001	Naturally Aspirated; VIN G; Exc.Commercial Chassis (Evaporative Emissions Control)	USEP3500M
8.1L V8 8128cc 496 CID	2001	Naturally Aspirated; VIN G; Exc.Commercial Chassis (Exc.Evaporative Emissions Control)	USEP3501M
8.1L V8 8128cc 496 CID	2002-2003	Naturally Aspirated; VIN G; Exc.Commercial Chassis (Calif)	USEP3500M
8.1L V8 8128cc 496 CID	2002-2003	Naturally Aspirated; VIN G; Exc.Commercial Chassis (Federal)	USEP3501M
8.1L V8 8128cc 496 CID	2004-2005	Naturally Aspirated; VIN G; Commercial chassis; Secondary Fuel Tank(Incl.Sender)	USEP3617M
8.1L V8 8128cc 496 CID	2004-2005	Naturally Aspirated; VIN G; Exc.Commercial Chassis (EVAP Emissions)	USEP3609M
8.1L V8 8128cc 496 CID	2004-2005	Naturally Aspirated; VIN G; Exc.Commercial Chassis (Exc.EVAP Emissions)	USEP3604M
8.1L V8 8128cc 496 CID	2006	LS;VIN G, LT;VIN G, VIN G; WT; Commercial Chassis	USEP3616M
8.1L V8 8128cc 496 CID	2006	LS;VIN G, LT;VIN G, VIN G; WT; Commercial chassis; Secondary Fuel Tank(Incl.Sender)	USEP3617M
8.1L V8 8128cc 496 CID	2006	LS;VIN G, LT;VIN G, VIN G; WT; Exc.Commercial Chassis (EVAP Emissions)	USEP3609M
8.1L V8 8128cc 496 CID	2006	LS;VIN G, LT;VIN G, VIN G; WT; Exc.Commercial Chassis (Exc.EVAP Emissions)	USEP3604M
SILVERADO 3500 2WD (MEX)			
5.7L V8 5733cc 350 CID	2004		USEP3599M
SONIC			
1.4L L4 1364cc 83 CID	2012-2014		USEP4056M
1.8L L4 1796cc 110 CID	2012-2014		USEP4056M
SONIC LS (MEX)			
1.6L L4 1598cc 98 CID	2012-2013		USEP4056M
1.6L L4 1600cc 98 CID	2014-2015		USEP4056M
SONIC LT (MEX)			
1.6L L4 1598cc 98 CID	2012-2013		USEP4056M
1.6L L4 1600cc 98 CID	2014-2015		USEP4056M



FUEL PUMP MODULE APPLICATION GUIDE

USMW
Professional Series

Engine	Years	Application Description	USMW
CHEVROLET (CONT.)			
SONIC LTZ (MEX)			
1.6L L4 1598cc 98 CID	2012-2013		USEP4056M
1.6L L4 1600cc 98 CID	2014		USEP4056M
SONIC ZMX (MEX)			
1.6L L4 1600cc 98 CID	2014		USEP4056M
SONORA			
5.3L V8 323 CID	2003		USEP3508M
5.3L V8 323 CID	2005-2006		USEP3581M
SONORA (MEX)			
5.3L V8 5300cc 325 CID	2003-2004		USEP3508M
5.3L V8 5300cc 325 CID	2005-2006		USEP3581M
5.7L V8 5737cc 350 CID	2000		USEP3972M
SPARK			
1.2L L4 1206cc 74 CID	2011-2013		USEP12271M
1.2L L4 1206cc 74 CID	2014-2015		USEP12272M
1.4L L4 1400cc 85 CID	2016		USEP12272M
SSR			
5.3L V8 5328cc 325 CID	2003-2004	This Module uses an internal strainer design and may look different from your original Unit	USEP3549M
6.0L V8 5967cc 364 CID	2005-2006		USEP3707M
SUBURBAN 1500			
5.3L V8 5328cc 325 CID	2000-2001		USEP3509M
5.3L V8 5328cc 325 CID	2002-2004	FLEX; VIN Z	USEP3560M
5.3L V8 5328cc 325 CID	2006	Base; LS, LT, Z71, FLEX	USEP3706M
5.3L V8 5328cc 325 CID	2007	LS; LT; ; LTZ; Z71; VIN 0; LMG Desig.	USEP3706M
5.3L V8 5328cc 325 CID	2008	FLEX; LC9 Desig.; LS; LC9 Desig.; LT; LC9 Desig.; LTZ; LMG Desig.; LS; VIN 0, LMG Desig.; LT; VIN 0, LMG Desig.; LTZ; VIN 0	USEP3732M
6.0L V8 5967cc 364 CID	2007	L76 Desig.; LT; LTZ; VIN Y	USEP3610M
SUBURBAN 1500 2WD (MEX)			
5.3L V8 5300cc 325 CID	2006		USEP3706M
SUBURBAN 2500			
6.0L V8 5967cc 364 CID	2000	Evaporative Emissions Control; Secondary Fuel Tank	USEP3512M
6.0L V8 5967cc 364 CID	2000	Exc.Evaporative Emissions Control; Secondary Fuel Tank	USEP3513M
6.0L V8 5967cc 364 CID	2000	Primary Fuel Tank	USEP3510M
6.0L V8 5967cc 364 CID	2001	VIN U; Evaporative Emissions Control; Secondary Fuel Tank	USEP3512M
6.0L V8 5967cc 364 CID	2001	VIN U; Exc.Evaporative Emissions Control; Secondary Fuel Tank	USEP3513M
6.0L V8 5967cc 364 CID	2001	VIN U; Primary Fuel Tank	USEP3510M
6.0L V8 5967cc 364 CID	2002-2003	VIN U; Evaporative Emissions Control; Secondary Fuel Tank	USEP3555M
6.0L V8 5967cc 364 CID	2002-2003	VIN U; Exc.Evaporative Emissions Control; Secondary Fuel Tank	USEP3553M
6.0L V8 5967cc 364 CID	2002-2003	VIN U; Primary Fuel Tank	USEP3554M
6.0L V8 5967cc 364 CID	2004	VIN U; Primary Fuel Tank	USEP3675M
6.0L V8 5967cc 364 CID	2004	VIN U; Secondary Fuel Tank	USEP3587M
6.0L V8 5967cc 364 CID	2005-2006	LS; LT; VIN U; Secondary Fuel Tank	USEP3587M
6.0L V8 5967cc 364 CID	2005	LS; LT; VIN U; Primary Fuel Tank	USEP3675M
6.0L V8 5967cc 364 CID	2006	LS;LT; VIN U	USEP3675M
6.0L V8 5967cc 364 CID	2007	LS, LT, LTZ; For Auxiliary Fuel Tank	USEP3587M
6.0L V8 5967cc 364 CID	2007	LS, LT, LTZ; For Primary Fuel Tank	USEP3675M
8.1L V8 8128cc 496 CID	2001	VIN G; Evaporative Emissions Control; Secondary Fuel Tank	USEP3512M
8.1L V8 8128cc 496 CID	2001	VIN G; Exc.Evaporative Emissions Control; Secondary Fuel Tank	USEP3513M
8.1L V8 8128cc 496 CID	2001	VIN G; Primary Fuel Tank	USEP3510M
8.1L V8 8128cc 496 CID	2002-2003	VIN G; Evaporative Emissions Control; Secondary Fuel Tank	USEP3555M
8.1L V8 8128cc 496 CID	2002-2003	VIN G; Exc.Evaporative Emissions Control; Secondary Fuel Tank	USEP3553M
8.1L V8 8128cc 496 CID	2002-2003	VIN G; Primary Fuel Tank	USEP3554M
8.1L V8 8128cc 496 CID	2004	VIN G; Primary Fuel Tank	USEP3675M

Engine	Years	Application Description	USMW
8.1L V8 8128cc 496 CID	2004	VIN G; Secondary Fuel Tank	USEP3587M
8.1L V8 8128cc 496 CID	2005-2006	LS;LT; VIN G; Secondary Fuel Tank	USEP3587M
8.1L V8 8128cc 496 CID	2005	LS;LT; VIN G; Primary Fuel Tank	USEP3675M
8.1L V8 8128cc 496 CID	2006	LS;LT; VIN G	USEP3675M
TAHOE			
4.8L V8 294 CID	2000	LT; VIN V	USEP3508M
4.8L V8 294 CID	2001		USEP3508M
4.8L V8 294 CID	2002-2003	VIN V	USEP3508M
5.3L V8 5328cc 325 CID	2002-2004		USEP3559M
5.3L V8 5328cc 325 CID	2006	Base; LS, LT, Z71, FLEX	USEP3705M
5.3L V8 5328cc 325 CID	2007	LS; LY5 Desig.; LMG Desig.; LT FLEX; LTZ	USEP3705M
5.3L V8 5328cc 325 CID	2008	FLEX; LMG Desig.; LS; VIN 0, FLEX; LMG Desig.; LT; VIN 0, FLEX; LMG Desig.; LTZ; VIN 0	USEP3732M
5.7L V8 5735cc 350 CID	1995	Naturally Aspirated; VIN K, Base, LS, LT	USEP3930M
5.7L V8 5735cc 350 CID	1998-1999	2 Dr.; VIN R	USEP3963M
5.7L V8 5735cc 350 CID	1998-1999	4 Dr.; VIN R; (Exc.Radio Frequency Interference Filter)	USEP3972M
5.7L V8 5735cc 350 CID	1998-1999	4 Dr.; VIN R; (Radio Frequency Interference Filter)	USEP3534M
TORNADO			
1.8L L4 1796cc 110 CID	2004-2009	Base; Standard Cab Pickup; Sold in Mexico	USEP12026M
1.8L L4 1796cc 110 CID	2010	Base; Sold in Mexico; Standard Cab Pickup	USEP12012M
TORNADO (MEX)			
1.8L L4 1800cc 110 CID	2008		USEP12030M
TRAILBLAZER			
4.2L L6 256 CID	2002	North Face; This Module uses an internal strainer design and may look different from your original Unit	USEP3549M
4.2L L6 256 CID	2003-2004	North Face; VIN S; This Module uses an internal strainer design and may look different from your original Unit	USEP3549M
4.2L L6 256 CID	2005-2007	LS;LT; VIN S	USEP3707M
4.2L L6 256 CID	2009	LT; VIN S	USEP3707M
6.0L V8 5967cc 364 CID	2006-2009	SS; VIN H	USEP3707M
TRAILBLAZER EXT			
4.2L L6 256 CID	2005-2006		USEP3746M
5.3L V8 5328cc 325 CID	2005-2006		USEP3746M
TRAVERSE			
3.6L V6 217 CID	2009-2014	Sold in Canada, Sold in United States; WITHOUT FUEL LEVEL SENSOR	USEP3790M
3.6L V6 217 CID	2010	Sold in Mexico; WITHOUT FUEL LEVEL SENSOR	USEP3790M
3.6L V6 3564cc 217 CID	2012-2013	Sold in Mexico; WITHOUT FUEL LEVEL SENSOR	USEP3790M
3.6L V6 3564cc 217 CID	2014	Sold in Mexico, Sold in Canada; WITHOUT FUEL LEVEL SENSOR	USEP3790M
3.6L V6 3600cc 220 CID	2011-2012	Sold in Mexico; WITHOUT FUEL LEVEL SENSOR	USEP3790M
UPLANDER			
3.5L V6 213 CID	2005	(Incl.Tank Seal)	USEP3717M
3.5L V6 213 CID	2006	Base; LS; LT; (Incl.Tank Seal)	USEP3717M
3.9L V6 3880cc 237 CID	2006	LT; VIN 1; (Incl.Tank Seal)	USEP3717M
3.9L V6 3880cc 237 CID	2007-2008	VIN 1; w/ 121.1 In. Wheelbase	USEP3717M
V10 SUBURBAN			
5.7L V8 5735cc 350 CID	1988	VIN K, Scottsdale, Silverado	USEP3633S
VENTURE			
3.4L V6 207 CID	1997	w/ 112.0 In. Wheelbase	USEP3976M
3.4L V6 207 CID	1998-2000		USEP3372M
3.4L V6 207 CID	2001-2003	w/ 112.0 In. Wheelbase	USEP3539M
3.4L V6 207 CID	2001	w/ 120.0 In. Wheelbase	USEP3372M
3.4L V6 207 CID	2002-2003	w/ 120.0 In. Wheelbase	USEP3552M
3.4L V6 207 CID	2002-2004	Sold in Mexico; conventional chassis	USEP3552M
3.4L V6 207 CID	2002-2004	Sold in Mexico; extended chassis	USEP3539M
3.4L V6 207 CID	2004		USEP3598M
3.4L V6 207 CID	2005		USEP3552M
3.4L V6 3350cc 204 CID	1998-2000	Sold in Mexico	USEP3372M

Engine	Years	Application Description	USMW
CHEVROLET (CONT.)			
VENTURE (CONT.)			
3.4L V6 3350cc 204 CID	2001	Sold in Mexico; W/O EXTENDED WHEELBASE	USEP3539M
CHRYSLER			
300			
2.7L V6 2700cc 167 CID	2005-2010	Primary Left	USEP7192M
3.5L V6 3497cc 215 CID	2005-2010	Primary Left	USEP7192M
3.5L V6 3518cc 215 CID	2006-2010	Primary Left	USEP7192M
3.6L V6 3604cc 220 CID	2011-2015	Primary Left	USEP7192M
5.7L V8 5653cc 345 CID	2005-2015	Primary Left	USEP7192M
5.7L V8 5654cc 345 CID	2007-2015	Primary Left	USEP7192M
6.1L V8 6059cc 370 CID	2005-2010	Primary Left	USEP7192M
6.4L V8 6417cc 392 CID	2014	Primary Left	USEP7192M
6.4L V8 6424cc 392 CID	2012-2014	Primary Left	USEP7192M
300 (MEX)			
3.5L V6 3497cc 215 CID	2010		USEP7241M
300M			
3.5L V6 3497cc 215 CID	2000-2001		USEP7152M
3.5L V6 3497cc 215 CID	2002-2004	Base; VIN G, Special; VIN K	USEP7152M
3.5L V6 3497cc 215 CID	2003	Pro-Am; VIN K	USEP7152M
3.5L V6 3518cc 215 CID	1999	Sold in Mexico	USEP7137M
3.5L V6 3518cc 215 CID	2000-2001	Sold in Mexico	USEP7152M
ASPEN			
4.7L V8 4670cc 285 CID	2007	FLEX; VIN P, VIN N	USEP7184M
5.7L V8 5653cc 345 CID	2007	VIN 2	USEP7184M
CIRRUS			
2.4L L4 2360cc 144 CID	2007-2009	DOHC; FI; Sold in Mexico, Sold in Mexico	USEP7167M
2.4L L4 2429cc 148 CID	1995-1997	EDZ Desig.; LX; VIN X	USEP7089M
2.4L L4 2429cc 148 CID	1997	EDZ Desig.; LX; VIN X	USEP7089M
2.4L L4 2429cc 148 CID	1998-2000	Sold in Mexico	USEP7113M
2.4L L4 2429cc 148 CID	2002	Sold in Mexico	USEP7141M
2.4L L4 2429cc 148 CID	2003-2004	Sold in Mexico	USEP7167M
2.4L L4 2429cc 148 CID	2005-2006	DOHC; FI; Sold in Mexico; Sold in Mexico	USEP7167M
2.5L V6 2497cc 152 CID	1995-1997	EEB Desig.; LX; LX; VIN H	USEP7089M
2.5L V6 2497cc 152 CID	1996	Sold in Mexico	USEP7089M
2.5L V6 2497cc 152 CID	1998-2000		USEP7113M
2.5L V6 2497cc 152 CID	1999	Sold in Mexico, Sold in Mexico,	USEP7113M
2.5L V6 2497cc 152 CID	2000	Sold in Mexico	USEP7113M
2.7L V6 2736cc 167 CID	2001-2002	Sold in Mexico	USEP7141M
2.7L V6 2736cc 167 CID	2003-2004	Sold in Mexico	USEP7167M
2.7L V6 2736cc 167 CID	2005-2006	DOHC; FI; Sold in Mexico	USEP7167M
3.5L V6 3518cc 215 CID	2007-2008	DOHC; FI; Sold in Mexico	USEP7167M
CIRRUS (MEX)			
2.4L L4 2426cc	2004		USEP7167M
2.4L L4 2429cc 148 CID	2002		USEP7141M
2.4L L4 2429cc 148 CID	2003-2009		USEP7167M
2.7L V6 2736cc 167 CID	2001-2002		USEP7141M
2.7L V6 2736cc 167 CID	2003		USEP7167M
2.7L V6 2737cc	2004-2006		USEP7167M
3.5L V6 3500cc	2007-2009		USEP7167M
CONCORDE			
2.7L V6 2700cc 167 CID	1998-1999	EER Desig.; VIN R	USEP7137M
2.7L V6 2700cc 167 CID	2000-2001	EER Desig.; VIN R	USEP7152M
2.7L V6 2700cc 167 CID	2002	EER Desig.; LX; VIN R	USEP7152M
2.7L V6 2700cc 167 CID	2003-2004	LX; VIN R	USEP7152M
3.2L V6 3200cc 197 CID	1998-1999	EGW Desig.; EGW Desig.	USEP7137M
3.2L V6 3200cc 197 CID	2000-2001	EGW Desig.; VIN J	USEP7152M
3.3L V6 3301cc 201 CID	1993		USEP7054M
3.3L V6 3301cc 201 CID	1994-1995	FLEX; VIN U	USEP7076M
3.3L V6 3301cc 201 CID	1996	LX; LX; VIN T	USEP7101M
3.5L V6 3497cc 215 CID	1993-1995	VIN F	USEP7054M
3.5L V6 3497cc 215 CID	1996	LX; LX; VIN F	USEP7101M
3.5L V6 3497cc 215 CID	1997	LX, LXi	USEP7101M
3.5L V6 3497cc 215 CID	2002-2004	Limited; VIN G, LX; VIN M	USEP7152M
3.5L V6 3518cc 215 CID	1995	Sold in Mexico	USEP7054M
3.5L V6 3518cc 215 CID	1996	Sold in Mexico	USEP7101M

Engine	Years	Application Description	USMW
3.5L V6 3518cc 215 CID	2002	Sold in Mexico	USEP7152M
GRAND VOYAGER			
3.0L V6 2972cc 181 CID	2000	Base; SE; VIN 3	USEP7094M
3.3L V6 3301cc 201 CID	2000	Base; SE; FLEX; VIN G; VIN R	USEP7129M
3.8L V6 230 CID	1995	Sold in Mexico	USEP7077M
3.8L V6 230 CID	2001	Sold in Mexico	USEP7144M
GRAND VOYAGER (MEX)			
3.3L V6 3294cc	2001	With flex fuel	USEP7146M
3.8L V6 3800cc 231 CID	1991-1995		USEP7077M
3.8L V6 3800cc 231 CID	1998-2000		USEP7094M
3.8L V6 3800cc 231 CID	2001-2002		USEP7144M
IMPERIAL			
3.3L V6 3301cc 201 CID	1990		USEP7071H
INTREPID			
3.5L V6 3518cc 215 CID	1995	Sold in Mexico	USEP7054M
3.5L V6 3518cc 215 CID	1996-1997	Sold in Mexico	USEP7101M
LASER			
2.2L L4 135 CID	1985-1986	Turbocharged; VIN E; (1 Tube Type)	USEP7071H
2.2L L4 135 CID	1985	(Double Nipple)	USEP7051S
2.2L L4 135 CID	1985	(Single Nipple)	USEP7071H
2.2L L4 135 CID	1986	Base; VIN D	USEP7069H
2.5L L4 2507cc 153 CID	1986	Base; VIN K, XE	USEP7069H
LEBARON			
2.2L L4 135 CID	1985	(Double Nipple)	USEP7051S
2.2L L4 135 CID	1985	(Single Nipple)	USEP7071H
2.2L L4 135 CID	1986	Base; VIN D	USEP7069H
2.2L L4 135 CID	1986	GTS; Mark Cross; VIN E; (1 Tube Type)	USEP7071H
2.2L L4 135 CID	1986	GTS; VIN D	USEP7069H
2.2L L4 135 CID	1987-1988	GTS; Premium; VIN D	USEP7069H
2.2L L4 135 CID	1987-1988	GTS; Premium; VIN E; (Single Nipple)	USEP7071H
2.2L L4 135 CID	1989	VIN D, GTS; Turbocharged	USEP7071H
2.2L L4 135 CID	1990	GTC; VIN C	USEP7071H
2.2L L4 2213cc 135 CID	1985-1987	Sold in Mexico; Turbo	USEP7071H
2.5L L4 2507cc 153 CID	1986	GTS; VIN K	USEP7069H
2.5L L4 2507cc 153 CID	1986	Mark Cross; VIN K	USEP7069H
2.5L L4 2507cc 153 CID	1987-1988	GTS; Premium; VIN K	USEP7069H
2.5L L4 2507cc 153 CID	1989-1990	GTC; Premium; VIN J	USEP7071H
2.5L L4 2507cc 153 CID	1989	VIN K, GTS;	USEP7071H
2.5L L4 2507cc 153 CID	1990	High Line; VIN K	USEP7069H
3.0L V6 2972cc 181 CID	1990	Naturally Aspirated; Premium; VIN 3	USEP7071H
LEBARON K (MEX)			
2.2L L4 2200cc 134 CID	1983-1987		USEP7071H
LHS			
3.5L V6 3497cc 215 CID	1994-1995		USEP7054M
3.5L V6 3497cc 215 CID	1996-1997		USEP7101M
3.5L V6 3497cc 215 CID	1999		USEP7137M
3.5L V6 3497cc 215 CID	2000-2001		USEP7152M
3.5L V6 3518cc 215 CID	1996-1997	Sold in Mexico	USEP7101M
NEON			
2.0L L4 1996cc 122 CID	1995	Sold in Mexico; TQE.PLASTICO	USEP7075M
2.0L L4 1996cc 122 CID	1996-1997	Sold in Mexico; TQE.PLASTICO	USEP7097M
NEW YORKER			
2.2L L4 135 CID	1985	(Double Nipple)	USEP7051S
2.2L L4 135 CID	1985	FI; VIN E; (Single Nipple)	USEP7071H
2.2L L4 135 CID	1986	Turbocharged; VIN E; (1 Tube Type)	USEP7071H
2.2L L4 135 CID	1987	Turbocharged; VIN E; (Single Nipple)	USEP7071H
2.2L L4 135 CID	1988	Turbo; VIN E; (Single Nipple)	USEP7071H
2.2L L4 2213cc 135 CID	1989	Sold in Mexico	USEP7071H
2.5L L4 2507cc 153 CID	1986-1987	Naturally Aspirated; VIN K	USEP7069H
3.0L V6 2972cc 181 CID	1989	Base, Landau	USEP7071H
3.3L V6 3301cc 201 CID	1990	Fifth Avenue; Landau; Salon	USEP7071H
3.5L V6 3497cc 215 CID	1994-1995		USEP7054M
3.5L V6 3497cc 215 CID	1996		USEP7101M
PACIFICA			
3.5L V6 3497cc 215 CID	2004		USEP7194M
3.5L V6 3497cc 215 CID	2005-2006	Limited; VIN 4	USEP7194M
3.5L V6 3497cc 215 CID	2005	VIN 4; (Secondary)	USEP7194M
3.5L V6 3497cc 215 CID	2006	Base; VIN 4	USEP7194M

Engine	Years	Application Description	USMW
CHRYSLER (CONT.)			
PACIFICA (CONT.)			
3.5L V6 3497cc 215 CID	2006	Limited; VIN 4; (Secondary)	USEP7194M
3.5L V6 3497cc 215 CID	2006	Touring; VIN 4	USEP7194M
3.8L V6 230 CID	2005-2006	Base; VIN L	USEP7194M
3.8L V6 230 CID	2005	VIN L; (Secondary)	USEP7194M
3.8L V6 230 CID	2006	Base; VIN L; (Secondary)	USEP7194M
PHANTOM			
2.2L L4 2213cc 135 CID	1987	Sold in Mexico	USEP7069H
2.2L L4 2213cc 135 CID	1988-1989	Sold in Mexico	USEP7071H
PHANTOM (MEX)			
2.2L L4 2213cc 135 CID	1987		USEP7069H
2.2L L4 2213cc 135 CID	1988-1990		USEP7071H
2.5L L4 2500cc 153 CID	1991		USEP7068H
PT CRUISER			
2.4L L4 2429cc 148 CID	2001-2003	Sold in Mexico	USEP7143M
2.4L L4 2429cc 148 CID	2003	Naturally Aspirated; Touring; VIN B, GT; VIN G	USEP7191M
2.4L L4 2429cc 148 CID	2005	Dream Cruiser; VIN G	USEP7190M
2.4L L4 2429cc 148 CID	2005	Limited; GT; Touring	USEP7190M
2.4L L4 2429cc 148 CID	2006	Base; Limited; Touring; GT; VIN E; VIN G; VIN X	USEP7190M
2.4L L4 2429cc 148 CID	2006	Naturally Aspirated; Street Cruiser; VIN B	USEP7189M
2.4L L4 2429cc 148 CID	2007	Base; Limited; Touring; GT; VIN 8; VIN E	USEP7190M
2.4L L4 2429cc 148 CID	2008	Base; LX; Touring; VIN 8	USEP7190M
2.4L L4 2429cc 148 CID	2008	Base; Touring; Limited; VIN 8; VIN E	USEP7190M
2.4L L4 2429cc 148 CID	2009	EDZ Desig.; LX; Touring; VIN 9; Limited; VIN 8	USEP7189M
SEBRING			
2.4L L4 2429cc 148 CID	1996	EDZ Desig.; JX; VIN X	USEP7089M
2.4L L4 2429cc 148 CID	1997-1998	EDZ Desig.; JX; JXi; VIN X	USEP7089M
2.4L L4 2429cc 148 CID	2001	LX; VIN X	USEP7141M
2.4L L4 2429cc 148 CID	2003	LX; VIN X	USEP7167M
2.4L L4 2429cc 148 CID	2004	Base; LX; VIN X	USEP7167M
2.4L L4 2429cc 148 CID	2005-2006	Base; VIN X	USEP7167M
2.7L V6 2700cc 167 CID	2001	LXi Limited; VIN U	USEP7141M
2.7L V6 2700cc 167 CID	2002	LX; VIN R	USEP7141M
2.7L V6 2700cc 167 CID	2003	FLEX; VIN R	USEP7169M
2.7L V6 2700cc 167 CID	2004	Base; FLEX; VIN R	USEP7169M
2.7L V6 2700cc 167 CID	2005-2006	GTC; VIN R	USEP7167M
2.7L V6 2700cc 167 CID	2005	FLEX; GTC; VIN T	USEP7169M
2.7L V6 2700cc 167 CID	2006	Limited; VIN R; Touring; VIN R, TSi; VIN R, FLEX	USEP7169M
SHADOW (MEX)			
2.5L L4 2507cc 153 CID	1988-1990		USEP7069H
SPIRIT (MEX)			
3.0L V6 2966cc	1989-1990		USEP7071H
STRATUS			
2.4L L4 2400cc 146 CID	1995	Sold in Mexico	USEP7089M
2.4L L4 2429cc 148 CID	1996-1997	Sold in Mexico	USEP7089M
STRATUS (MEX)			
2.4L L4 2429cc 148 CID	1996-1997		USEP7089M
TC MASERATI			
2.2L L4 135 CID	1989	VIN P, VIN R	USEP7071H
2.2L L4 135 CID	1990	Turbocharged; VIN R	USEP7071H
3.0L V6 2972cc 181 CID	1990	Naturally Aspirated; VIN S	USEP7071H
TOWN & COUNTRY			
2.2L L4 135 CID	1985	F; VIN E; (Double Nipple)	USEP7051S
2.2L L4 135 CID	1985	F; VIN E; (Single Nipple)	USEP7071H
2.2L L4 135 CID	1986	Turbocharged; VIN E; (1 Tube Type)	USEP7071H
2.2L L4 135 CID	1987-1988	Turbocharged; VIN E; (Single Nipple)	USEP7071H
2.5L L4 2507cc 153 CID	1986-1988	Naturally Aspirated; VIN K	USEP7069H
3.3L V6 3301cc 201 CID	1990		USEP7074H
3.3L V6 3301cc 201 CID	1991-1993	Base	USEP7030M
3.3L V6 3301cc 201 CID	1992-1993	AWD; WITH 5 PIN CONNECTOR	USEP7029M
3.3L V6 3301cc 201 CID	1996-1997	LX; VIN R	USEP7094M
3.3L V6 3301cc 201 CID	1996	Base; VIN R	USEP7094M

Engine	Years	Application Description	USMW
3.3L V6 3301cc 201 CID	1997	SX; VIN R	USEP7094M
3.3L V6 3301cc 201 CID	1998	EGM Desig.; FLEX; LX; SX; VIN R, EGM Desig.	USEP7094M
3.3L V6 3301cc 201 CID	1999-2000	VIN R	USEP7094M
3.3L V6 3301cc 201 CID	1999	EGM Desig.; FLEX; SX; VIN G	USEP7129M
3.3L V6 3301cc 201 CID	2000	EGM Desig.; FLEX; VIN G	USEP7129M
3.3L V6 3301cc 201 CID	2001-2002	LX; VIN R, FLEX; LX; VIN 3	USEP7146M
3.3L V6 3301cc 201 CID	2001	LX; VIN R, FLEX; LX; VIN 3	USEP7146M
3.3L V6 3301cc 201 CID	2003	VIN R, FLEX; Limited; VIN 3	USEP7146M
3.3L V6 3301cc 201 CID	2005	Base; VIN R; Exc.Floor Storage (Exc.Fold Away Seats)	USEP7172M
3.3L V6 3301cc 201 CID	2005	Base; VIN R; Floor Storage (Fold Away Seats)	USEP7196M
3.8L V6 230 CID	1994	Base, AWD	USEP7077M
3.8L V6 230 CID	1995	Base, Sold in Mexico, AWD	USEP7077M
3.8L V6 230 CID	1995	Sold in Mexico	USEP7077M
3.8L V6 230 CID	1996-1997	LX; LXi; VIN L	USEP7094M
3.8L V6 230 CID	1996	Base; VIN L	USEP7094M
3.8L V6 230 CID	1997	SX; VIN L	USEP7094M
3.8L V6 230 CID	1998	LX; VIN L, LXi; SX; VIN L	USEP7094M
3.8L V6 230 CID	1999-2000	VIN L, Sold in Mexico	USEP7094M
3.8L V6 230 CID	2001-2002	Sold in Mexico	USEP7144M
3.8L V6 230 CID	2001	Limited; VIN L	USEP7144M
3.8L V6 230 CID	2002	LX; VIN L	USEP7144M
3.8L V6 230 CID	2003	VIN L	USEP7144M
3.8L V6 230 CID	2004	Touring; VIN L	USEP7172M
3.8L V6 230 CID	2005	Limited; VIN L; Exc.Floor Storage (Exc.Fold Away Seats)	USEP7172M
3.8L V6 230 CID	2005	Limited; VIN L; Floor Storage (Fold Away Seats)	USEP7196M
VOYAGER			
2.4L L4 2429cc 148 CID	2000	Base; VIN B	USEP7094M
2.4L L4 2429cc 148 CID	2001	Base; VIN B	USEP7144M
2.4L L4 2429cc 148 CID	2002	LX; VIN B	USEP7144M
2.4L L4 2429cc 148 CID	2003	VIN B	USEP7144M
3.0L V6 2972cc 181 CID	2000	Base; VIN 3	USEP7094M
3.3L V6 3301cc 201 CID	1995	SE	USEP7077M
3.3L V6 3301cc 201 CID	1996		USEP7040M
3.3L V6 3301cc 201 CID	1997-2000	Sold in Mexico	USEP7094M
3.3L V6 3301cc 201 CID	2000	Base; SE; FLEX; VIN G; VIN R	USEP7129M
3.3L V6 3301cc 201 CID	2001-2002	Sold in Mexico, LX; VIN R	USEP7146M
3.3L V6 3301cc 201 CID	2001	Base; VIN R; FLEX; VIN 3	USEP7146M
3.3L V6 3301cc 201 CID	2003	Sold in Mexico	USEP7146M
3.3L V6 3301cc 201 CID	2003	VIN R, FLEX; VIN 3	USEP7146M
VOYAGER (MEX)			
2.4L L4 2426cc	1996-1997		USEP7094M
2.5L L4 2507cc 153 CID	1990-1993		USEP7068H
2.5L L4 2507cc 153 CID	1994-1995		USEP7077M
3.0L V6 2966cc	1992-1993		USEP7074H
3.0L V6 2966cc	1994		USEP7077M
3.0L V6 2966cc	1996-1997		USEP7094M
3.3L V6 3294cc	1994		USEP7077M
3.3L V6 3294cc	1997-1999		USEP7094M
DAEWOO			
LANOS			
1.6L L4 1588cc 98 CID	1999-2002		USEP12001M
NUBIRA			
2.0L L4 1998cc 122 CID	1999-2002	With pressure sensor	USEP8470M
2.0L L4 1998cc 122 CID	1999-2002	Without Pressure sensor	USEP12002M
DODGE			
600			
2.2L L4 135 CID	1985	ES; SE VIN E, (Single Nipple)	USEP7071H
2.2L L4 135 CID	1985	ES; SE VIN E; (Double Nipple)	USEP7051S
2.2L L4 135 CID	1986-1987	Naturally Aspirated; SE; VIN D; SE	USEP7069H
2.2L L4 135 CID	1986	ES; SE; VIN E; (1 Tube Type)	USEP7071H
2.2L L4 135 CID	1986	ES; VIN D	USEP7069H
2.2L L4 135 CID	1987-1988	Base; VIN D	USEP7069H
2.2L L4 135 CID	1987-1988	SE; VIN E; (Single Nipple)	USEP7071H

Engine	Years	Application Description	USMW
DODGE (CONT.)			
600 (CONT.)			
2.2L L4 135 CID	1987	Base; VIN E; (Single Nipple)	USEP7071H
2.5L L4 2507cc 153 CID	1986-1987	Naturally Aspirated; SE; VIN K	USEP7069H
2.5L L4 2507cc 153 CID	1986	ES; VIN K	USEP7069H
2.5L L4 2507cc 153 CID	1987	Base; VIN K	USEP7069H
2.5L L4 2507cc 153 CID	1988	Base; SE; VIN K	USEP7069H
ARIES			
2.2L L4 135 CID	1986-1987	Base; LE; VIN D	USEP7069H
2.2L L4 135 CID	1986	SE; VIN D	USEP7069H
2.2L L4 135 CID	1988-1989		USEP7069H
2.5L L4 2507cc 153 CID	1986-1987	Base; LE; VIN K	USEP7069H
2.5L L4 2507cc 153 CID	1986	SE; VIN K	USEP7069H
2.5L L4 2507cc 153 CID	1988-1989		USEP7069H
ATTITUDE			
1.6L L4 1599cc 98 CID	2006-2009	Sold in Mexico	USEP12026M
AVENGER (MEX)			
2.0L L4 2000cc 122 CID	2008-2009		USEP7210M
AVENGER GTS (MEX)			
2.4L L4 2360cc 144 CID	2013-2014		USEP7210M
AVENGER SE (MEX)			
2.4L L4 2360cc 144 CID	2010-2011		USEP7210M
AVENGER SXT (MEX)			
2.4L L4 2360cc 144 CID	2011		USEP7210M
B150			
3.9L V6 3906cc 239 CID	1991-1993		USEP7049M
3.9L V6 3906cc 239 CID	1994	VIN X; 22 Gallon Fuel Tank	USEP7063M
3.9L V6 3906cc 239 CID	1994	VIN X; 35 Gallon Fuel Tank	USEP7063M
5.2L V8 5211cc 318 CID	1991-1993		USEP7049M
5.2L V8 5211cc 318 CID	1994	VIN Y; 22 Gallon Fuel Tank	USEP7063M
5.2L V8 5211cc 318 CID	1994	VIN Y; 35 Gallon Fuel Tank	USEP7063M
B1500			
3.9L V6 3906cc 239 CID	1995	VIN X; 22 Gallon Fuel Tank	USEP7063M
3.9L V6 3906cc 239 CID	1995	VIN X; 35 Gallon Fuel Tank	USEP7063M
3.9L V6 3906cc 239 CID	1996		USEP7100M
3.9L V6 3906cc 239 CID	1997		USEP7104M
3.9L V6 3906cc 239 CID	1998	VIN X; 32 Gallon Fuel Tank	USEP7124M
3.9L V6 3906cc 239 CID	1998	VIN X; 35 Gallon Fuel Tank	USEP7123M
5.2L V8 5211cc 318 CID	1995	VIN Y; 22 Gallon Fuel Tank	USEP7063M
5.2L V8 5211cc 318 CID	1995	VIN Y; 35 Gallon Fuel Tank	USEP7063M
5.2L V8 5211cc 318 CID	1996		USEP7100M
5.2L V8 5211cc 318 CID	1997		USEP7104M
5.2L V8 5211cc 318 CID	1998	VIN Y; 32 Gallon Fuel Tank	USEP7124M
5.2L V8 5211cc 318 CID	1998	VIN Y; 35 Gallon Fuel Tank	USEP7123M
5.9L V8 5899cc 360 CID	1998	VIN Z; 35 Gallon Fuel Tank	USEP7123M
5.9L V8 5899cc 360 CID	1998	VIN Z; 32 Gallon Fuel Tank	USEP7124M
B250			
3.9L V6 3906cc 239 CID	1991-1993		USEP7049M
3.9L V6 3906cc 239 CID	1994	VIN X; 22 Gallon Fuel Tank	USEP7063M
3.9L V6 3906cc 239 CID	1994	VIN X; 35 Gallon Fuel Tank	USEP7063M
5.2L V8 5211cc 318 CID	1991-1992		USEP7049M
5.2L V8 5211cc 318 CID	1993	VIN Y	USEP7049M
5.2L V8 5211cc 318 CID	1994	VIN Y; 22 Gallon Fuel Tank	USEP7063M
5.2L V8 5211cc 318 CID	1994	VIN Y; 35 Gallon Fuel Tank	USEP7063M
5.9L V8 5899cc 360 CID	1991		USEP7049M
5.9L V8 5899cc 360 CID	1992	VIN Z; 22 Gallon Fuel Tank	USEP7049M
5.9L V8 5899cc 360 CID	1992	VIN Z; 35 Gallon Fuel Tank	USEP7063M
5.9L V8 5899cc 360 CID	1993-1994	35 Gallon Fuel Tank	USEP7063M
5.9L V8 5899cc 360 CID	1993	22 Gallon Fuel Tank	USEP7049M
5.9L V8 5899cc 360 CID	1994	22 Gallon Fuel Tank	USEP7063M
B2500			
3.9L V6 3906cc 239 CID	1995	VIN X; 22 Gallon Fuel Tank	USEP7063M
3.9L V6 3906cc 239 CID	1995	VIN X; 35 Gallon Fuel Tank	USEP7063M
3.9L V6 3906cc 239 CID	1996	VIN X	USEP7100M
3.9L V6 3906cc 239 CID	1997		USEP7104M
5.2L V8 5211cc 318 CID	1995	VIN Y; 22 Gallon Fuel Tank	USEP7063M
5.2L V8 5211cc 318 CID	1995	VIN Y; 35 Gallon Fuel Tank	USEP7063M

Engine	Years	Application Description	USMW
5.2L V8 5211cc 318 CID	1996	VIN Y	USEP7100M
5.2L V8 5211cc 318 CID	1997		USEP7104M
5.2L V8 5211cc 318 CID	1998	VIN Y; 32 Gallon Fuel Tank	USEP7124M
5.2L V8 5211cc 318 CID	1998	VIN Y; 35 Gallon Fuel Tank	USEP7123M
5.9L V8 5899cc 360 CID	1995	22 Gallon Fuel Tank	USEP7063M
5.9L V8 5899cc 360 CID	1995	35 Gallon Fuel Tank	USEP7063M
5.9L V8 5899cc 360 CID	1996	VIN Z	USEP7100M
5.9L V8 5899cc 360 CID	1997		USEP7104M
5.9L V8 5899cc 360 CID	1998	32 Gallon Fuel Tank	USEP7124M
5.9L V8 5899cc 360 CID	1998	35 Gallon Fuel Tank	USEP7123M
B350			
5.2L V8 5211cc 318 CID	1991-1992		USEP7049M
5.2L V8 5211cc 318 CID	1993	VIN Y	USEP7049M
5.2L V8 5211cc 318 CID	1994	VIN Y; 22 Gallon Fuel Tank	USEP7063M
5.2L V8 5211cc 318 CID	1994	VIN Y; 35 Gallon Fuel Tank	USEP7063M
5.9L V8 5899cc 360 CID	1991		USEP7049M
5.9L V8 5899cc 360 CID	1992	VIN Z; 22 Gallon Fuel Tank	USEP7049M
5.9L V8 5899cc 360 CID	1992	VIN Z; 35 Gallon Fuel Tank	USEP7063M
5.9L V8 5899cc 360 CID	1993-1994	35 Gallon Fuel Tank	USEP7063M
5.9L V8 5899cc 360 CID	1993	22 Gallon Fuel Tank	USEP7049M
5.9L V8 5899cc 360 CID	1994	22 Gallon Fuel Tank	USEP7063M
B3500			
5.2L V8 5211cc 318 CID	1995	VIN Y; 22 Gallon Fuel Tank	USEP7063M
5.2L V8 5211cc 318 CID	1995	VIN Y; 35 Gallon Fuel Tank	USEP7063M
5.2L V8 5211cc 318 CID	1996	VIN Y	USEP7100M
5.2L V8 5211cc 318 CID	1997	VIN Y	USEP7104M
5.2L V8 5211cc 318 CID	1998	VIN Y; 32 Gallon Fuel Tank	USEP7124M
5.2L V8 5211cc 318 CID	1998	VIN Y; 35 Gallon Fuel Tank	USEP7123M
5.9L V8 5899cc 360 CID	1995	22 Gallon Fuel Tank	USEP7063M
5.9L V8 5899cc 360 CID	1995	35 Gallon Fuel Tank	USEP7063M
5.9L V8 5899cc 360 CID	1996	VIN Z	USEP7100M
5.9L V8 5899cc 360 CID	1997	VIN Z	USEP7104M
5.9L V8 5899cc 360 CID	1998	32 Gallon Fuel Tank	USEP7124M
5.9L V8 5899cc 360 CID	1998	35 Gallon Fuel Tank	USEP7104M
CALIBER			
1.8L L4 1798cc 110 CID	2007	SE; SXT; VIN C	USEP7220M
1.8L L4 1798cc 110 CID	2008-2009	Naturally Aspirated; SE; VIN C, SXT	USEP7220M
2.0L L4 1998cc 122 CID	2007	SE; SXT; VIN B	USEP7220M
2.0L L4 1998cc 122 CID	2008	Naturally Aspirated; SE; VIN B, SXT	USEP7220M
2.0L L4 1998cc 122 CID	2009	ECN Desig.; SE; SXT; VIN A	USEP7220M
2.4L L4 2360cc 144 CID	2007-2008	Sold in Canada, Sold in Mexico, Sold in United States	USEP7218M
2.4L L4 2360cc 144 CID	2009	ED3 Desig.; R/T; VIN B, EDG Desig.; R/T; VIN B	USEP7220M
CALIBER SE (MEX)			
2.4L L4 2360cc 144 CID	2010-2011		USEP7220M
CALIBER SXT (MEX)			
2.4L L4 2360cc 144 CID	2010-2011		USEP7220M
CARAVAN			
2.4L L4 2429cc 148 CID	1996	Base; SE; V, VIN B	USEP7094M
2.4L L4 2429cc 148 CID	1997	Base; SE; VIN B	USEP7094M
2.4L L4 2429cc 148 CID	1998-1999	ES; VIN B	USEP7094M
2.4L L4 2429cc 148 CID	2001-2003	SE; VIN B	USEP7144M
2.5L L4 2507cc 153 CID	1988	Base; LE; SE; VIN K	USEP7068H
2.5L L4 2507cc 153 CID	1989-1990		USEP7074H
2.5L L4 2507cc 153 CID	1989	Base; VIN J	USEP7074H
2.5L L4 2507cc 153 CID	1990	ES; VIN K, ES; ES; VIN K, ES; VIN J	USEP7074H
2.5L L4 2507cc 153 CID	1993	Base, C/V, SE	USEP7030M
2.5L L4 2507cc 153 CID	1994-1995	Base, C/V	USEP7077M
3.0L V6 2972cc 181 CID	1987	FI; LE; FI; SE; VIN 3	USEP7074H
3.0L V6 2972cc 181 CID	1988	LE; SE; VIN 3	USEP7074H
3.0L V6 2972cc 181 CID	1989-1990		USEP7074H
3.0L V6 2972cc 181 CID	1990	ES; VIN 3	USEP7074H
3.0L V6 2972cc 181 CID	1994-1995	Base, C/V, ES, LE, SE	USEP7077M
3.0L V6 2972cc 181 CID	1996-1997	Base; SE; VIN 3	USEP7094M
3.0L V6 2972cc 181 CID	1998	FI; Sport; FI; VIN 3	USEP7094M
3.3L V6 3301cc 201 CID	1991-1992	C/V; ES; LE; SE; VIN R; WITH 5 PIN CONNECTOR	USEP7029M



FUEL PUMP MODULE APPLICATION GUIDE

USMW
Professional Series

Engine	Years	Application Description	USMW
DODGE (CONT.)			
CARAVAN (CONT.)			
3.3L V6 3301cc 201 CID	1993	ES; LE; SE; VIN R; WITH 5 PIN CONNECTOR	USEP7029M
3.3L V6 3301cc 201 CID	1994-1995	Base, C/V, SE	USEP7077M
3.3L V6 3301cc 201 CID	1994	ES; LE; VIN R	USEP7057M
3.3L V6 3301cc 201 CID	1995	ES, LE	USEP7077M
3.3L V6 3301cc 201 CID	1996	ES; VIN R, LE; SE	USEP7094M
3.3L V6 3301cc 201 CID	1997	ES; SE; Base; LE; VIN R	USEP7094M
3.3L V6 3301cc 201 CID	1998-1999	FI; Sport; VIN R, FI	USEP7094M
3.3L V6 3301cc 201 CID	1998	FI; FLEX; VIN G	USEP7129M
3.3L V6 3301cc 201 CID	1999	EGM Desig.; FI; FLEX; Sport; VIN G	USEP7129M
3.3L V6 3301cc 201 CID	2001	EGM Desig.; FLEX; Sport; SE; VIN G, EGM Desig.	USEP7146M
3.3L V6 3301cc 201 CID	2001	SE; VIN R	USEP7144M
3.3L V6 3301cc 201 CID	2002-2003	SE; FLEX; Sport; VIN 3	USEP7146M
3.8L V6 230 CID	1996	ES; LE; VIN L	USEP7094M
3.8L V6 230 CID	1997	ES; VIN L	USEP7094M
3.8L V6 230 CID	1998-1999	FI; Sport; VIN L, FI	USEP7094M
CHALLENGER			
3.5L V6 3497cc 215 CID	2009-2010	Primary Left	USEP7192M
3.6L V6 3604cc 220 CID	2011-2015	Primary Left	USEP7192M
5.7L V8 5653cc 345 CID	2009-2015	Primary Left	USEP7192M
5.7L V8 5654cc 345 CID	2011-2014	Primary Left	USEP7192M
5.7L V8 5703cc 348 CID	2009-2010	Primary Left	USEP7192M
6.1L V8 6059cc 370 CID	2008-2010	Primary Left	USEP7192M
6.4L V8 6424cc 392 CID	2011-2015	Primary Left	USEP7192M
CHARGER			
2.7L V6 2700cc 167 CID	2006-2010	Primary Left	USEP7192M
3.5L V6 3497cc 215 CID	2006-2010	Primary Left	USEP7192M
3.5L V6 3518cc 215 CID	2006-2010	Primary Left	USEP7192M
3.6L V6 3604cc 220 CID	2011-2015	Primary Left	USEP7192M
5.7L V8 5653cc 345 CID	2006-2015	Primary Left	USEP7192M
5.7L V8 5654cc 345 CID	2006-2015	Primary Left	USEP7192M
6.1L V8 6059cc 370 CID	2006-2010	Primary Left	USEP7192M
6.4L V8 6424cc 392 CID	2012-2015	Primary Left	USEP7192M
D150			
3.9L V6 3906cc 239 CID	1991	Base; S; VIN X	USEP7047M
3.9L V6 3906cc 239 CID	1992-1993		USEP7047M
5.2L V8 5211cc 318 CID	1991	Base; S; Base; S; VIN Y	USEP7047M
5.2L V8 5211cc 318 CID	1992-1993		USEP7047M
5.9L V8 5899cc 360 CID	1991	Base; VIN Z	USEP7047M
5.9L V8 5899cc 360 CID	1993	VIN Z, Exc.30 Gallon Fuel Tank (Exc.34 Gallon Fuel Tank)	USEP7047M
5.9L V8 5899cc 360 CID	1993	VIN Z; 30 Gallon Fuel Tank	USEP7064M
5.9L V8 5899cc 360 CID	1993	VIN Z; 34 Gallon Fuel Tank	USEP7064M
D250			
3.9L V6 3906cc 239 CID	1991-1993	Naturally Aspirated; VIN X	USEP7047M
5.2L V8 5211cc 318 CID	1991-1993	Naturally Aspirated; VIN Y	USEP7047M
5.9L V8 5899cc 360 CID	1991-1992	Naturally Aspirated; VIN Z	USEP7047M
5.9L V8 5899cc 360 CID	1991	Naturally Aspirated; VIN 5	USEP7047M
5.9L V8 5899cc 360 CID	1993	Naturally Aspirated; 30 Gallon Fuel Tank	USEP7064M
5.9L V8 5899cc 360 CID	1993	Naturally Aspirated; 34 Gallon Fuel Tank	USEP7064M
5.9L V8 5899cc 360 CID	1993	Naturally Aspirated; VIN 5, Exc.30 Gallon Fuel Tank (Exc.34 Gallon Fuel Tank)	USEP7047M
5.9L V8 5899cc 360 CID	1993	Naturally Aspirated; VIN 5; 30 Gallon Fuel Tank	USEP7064M
5.9L V8 5899cc 360 CID	1993	Naturally Aspirated; VIN 5; 34 Gallon Fuel Tank	USEP7064M
D350			
5.9L V8 5899cc 360 CID	1991-1992	Naturally Aspirated; VIN 5, VIN Z	USEP7047M
5.9L V8 5899cc 360 CID	1993	Naturally Aspirated; 30 Gallon Fuel Tank	USEP7064M
5.9L V8 5899cc 360 CID	1993	Naturally Aspirated; 34 Gallon Fuel Tank	USEP7064M
5.9L V8 5899cc 360 CID	1993	Naturally Aspirated; VIN 5, Exc.30 Gallon Fuel Tank (Exc.34 Gallon Fuel Tank)	USEP7047M

Engine	Years	Application Description	USMW
5.9L V8 5899cc 360 CID	1993	Naturally Aspirated; VIN 5; 30 Gallon Fuel Tank	USEP7064M
5.9L V8 5899cc 360 CID	1993	Naturally Aspirated; VIN 5; 34 Gallon Fuel Tank	USEP7064M
DAKOTA			
2.5L L4 2500cc 153 CID	1996	15 Gallon Fuel Tank	USEP7096M
2.5L L4 2500cc 153 CID	1996	22 Gallon Fuel Tank	USEP7095M
2.5L L4 2507cc 153 CID	1991-1993	VIN G	USEP7050M
2.5L L4 2507cc 153 CID	1994	VIN G; 15 Gallon Fuel Tank	USEP7062M
2.5L L4 2507cc 153 CID	1994	VIN G; 22 Gallon Fuel Tank	USEP7062M
2.5L L4 2507cc 153 CID	1995	VIN G; 15 Gallon Fuel Tank	USEP7050M
2.5L L4 2507cc 153 CID	1995	VIN G; 22 Gallon Fuel Tank	USEP7050M
2.5L L4 2507cc 153 CID	1996	15 Gallon Fuel Tank	USEP7096M
2.5L L4 2507cc 153 CID	1996	22 Gallon Fuel Tank	USEP7095M
2.5L L4 2507cc 153 CID	1997	VIN P; 15 Gallon Fuel Tank	USEP7114M
2.5L L4 2507cc 153 CID	1997	VIN P; 22 Gallon Fuel Tank	USEP7116M
2.5L L4 2507cc 153 CID	1998-1999	Sport; VIN P; 15 Gallon Fuel Tank	USEP7114M
2.5L L4 2507cc 153 CID	1998-1999	Sport; VIN P22 Gallon Fuel Tank	USEP7116M
2.5L L4 2507cc 153 CID	2000-2001	Sport; VIN P; 22 Gallon Fuel Tank	USEP7116M
2.5L L4 2507cc 153 CID	2000	Sport; VIN P; 24 Gallon Fuel Tank	USEP7116M
2.5L L4 2507cc 153 CID	2001	Sport; VIN P; 24 Gallon Fuel Tank	USEP7128M
2.5L L4 2507cc 153 CID	2002		USEP7116M
3.7L V6 226 CID	2004	Crew Cab Pickup; Extended Cab Pickup; VIN K	USEP7185M
3.7L V6 226 CID	2005		USEP7198M
3.7L V6 226 CID	2006	Laramie;SLT;ST; VIN K	USEP7198M
3.7L V6 226 CID	2007	Laramie; VIN K	USEP7198M
3.7L V6 226 CID	2007	SLT; ST; VIN K	USEP7198M
3.7L V6 226 CID	2008	SLT; ST; TRX4; VIN K	USEP7198M
3.7L V6 226 CID	2008	Sport; SXT; TRX; VIN K	USEP7198M
3.7L V6 226 CID	2009	Big Horn; Lone Star; VIN K	USEP7198M
3.7L V6 226 CID	2009	ST; VIN K, TRX4; VIN K	USEP7198M
3.9L V6 3906cc 239 CID	1991-1993		USEP7050M
3.9L V6 3906cc 239 CID	1994-1995	VIN X; 15 Gallon Fuel Tank	USEP7062M
3.9L V6 3906cc 239 CID	1994-1995	VIN X; 22 Gallon Fuel Tank	USEP7062M
3.9L V6 3906cc 239 CID	1996	15 Gallon Fuel Tank	USEP7096M
3.9L V6 3906cc 239 CID	1996	22 Gallon Fuel Tank	USEP7095M
3.9L V6 3906cc 239 CID	1997	VIN X; 15 Gallon Fuel Tank	USEP7114M
3.9L V6 3906cc 239 CID	1997	VIN X; 22 Gallon Fuel Tank	USEP7116M
3.9L V6 3906cc 239 CID	1998-1999	Sport; VIN X; Sport; 22 Gallon Fuel Tank	USEP7116M
3.9L V6 3906cc 239 CID	1998-1999	Sport; VIN X; 15 Gallon Fuel Tank	USEP7114M
3.9L V6 3906cc 239 CID	2000-2001	Sport; VIN X; 22 Gallon Fuel Tank	USEP7116M
3.9L V6 3906cc 239 CID	2000	Sport; VIN X; 24 Gallon Fuel Tank	USEP7116M
3.9L V6 3906cc 239 CID	2001	Sport; VIN X; 24 Gallon Fuel Tank	USEP7128M
3.9L V6 3906cc 239 CID	2002	Crew Cab Pickup; Extended Cab Pickup; VIN X	USEP7128M
3.9L V6 3906cc 239 CID	2002	Extended Cab Pickup; Standard Cab Pickup; Exc.Quad Cab	USEP7116M
3.9L V6 3906cc 239 CID	2003	Crew Cab Pickup; Extended Cab Pickup; Sport; VIN X	USEP7128M
3.9L V6 3906cc 239 CID	2003	Extended Cab Pickup; Sport; Standard Cab Pickup; VIN X; (22 Gallon Fuel Tank)	USEP7116M
3.9L V6 3906cc 239 CID	2003	Extended Cab Pickup; Sport; VIN X, Standard Cab Pickup, (20 Gallon Fuel Tank)	USEP7168M
4.7L V8 4670cc 285 CID	2002	Crew Cab Pickup; Extended Cab Pickup; VIN N	USEP7128M
4.7L V8 4670cc 285 CID	2002	Extended Cab Pickup; Standard Cab Pickup; VIN N; Exc.Quad Cab	USEP7116M
4.7L V8 4670cc 285 CID	2003	Crew Cab Pickup; Sport; Extended Cab Pickup; Sport; VIN N	USEP7128M
4.7L V8 4670cc 285 CID	2003	Extended Cab Pickup; Sport; Standard Cab Pickup; VIN N; (20 Gallon Fuel Tank)	USEP7168M
4.7L V8 4670cc 285 CID	2003	Extended Cab Pickup; Sport; Standard Cab Pickup; VIN N; (22 Gallon Fuel Tank)	USEP7116M

Engine	Years	Application Description	USMW
DODGE (CONT.)			
DAKOTA (CONT.)			
4.7L V8 4670cc 285 CID	2004	Crew Cab Pickup; Extended Cab Pickup; SLT Plus; VIN N	USEP7185M
4.7L V8 4670cc 285 CID	2005	VIN J; VIN N	USEP7198M
4.7L V8 4670cc 285 CID	2006	Laramie; Laramie; SLT; ST; VIN N	USEP7198M
4.7L V8 4670cc 285 CID	2007	FLEX; Laramie; VIN P; SLT; VIN N	USEP7198M
4.7L V8 4670cc 285 CID	2007	FLEX; SLT; ST; VIN P; VIN N	USEP7198M
4.7L V8 4670cc 285 CID	2008	FLEX; Laramie; SLT; Sport; TRX4; SXT; TRX; VIN N; Sold in United States;	USEP7198M
4.7L V8 4670cc 285 CID	2008	SLT; VIN N	USEP7198M
4.7L V8 4670cc 285 CID	2009	Big Horn; Lone Star; FLEX; TRX4; VIN P	USEP7198M
4.7L V8 4670cc 285 CID	2009	FLEX; Laramie; VIN P	USEP7198M
4.7L V8 4703cc 287 CID	2000-2001	Sport; 22 Gallon Fuel Tank	USEP7116M
4.7L V8 4703cc 287 CID	2000	Sport; VIN N; 24 Gallon Fuel Tank	USEP7116M
4.7L V8 4703cc 287 CID	2001	Sport; VIN N; 24 Gallon Fuel Tank	USEP7128M
5.2L V8 5211cc 318 CID	1991-1993		USEP7050M
5.2L V8 5211cc 318 CID	1994-1995	VIN Y; 15 Gallon Fuel Tank	USEP7062M
5.2L V8 5211cc 318 CID	1994-1995	VIN Y; 22 Gallon Fuel Tank	USEP7062M
5.2L V8 5211cc 318 CID	1996	15 Gallon Fuel Tank	USEP7096M
5.2L V8 5211cc 318 CID	1996	22 Gallon Fuel Tank	USEP7095M
5.2L V8 5211cc 318 CID	1997	VIN Y; 15 Gallon Fuel Tank	USEP7114M
5.2L V8 5211cc 318 CID	1997	VIN Y; 22 Gallon Fuel Tank	USEP7116M
5.2L V8 5211cc 318 CID	1998-1999	Sport; 22 Gallon Fuel Tank	USEP7116M
5.2L V8 5211cc 318 CID	1998-1999	Sport; VIN Y; 15 Gallon Fuel Tank	USEP7114M
5.9L V8 5899cc 360 CID	1998-1999	R/T; 15 Gallon Fuel Tank	USEP7114M
5.9L V8 5899cc 360 CID	1998-1999	R/T; R/T; 22 Gallon Fuel Tank	USEP7116M
5.9L V8 5899cc 360 CID	2000-2001	Sport; 22 Gallon Fuel Tank	USEP7116M
5.9L V8 5899cc 360 CID	2000	Sport; 24 Gallon Fuel Tank	USEP7116M
5.9L V8 5899cc 360 CID	2001	Sport; 24 Gallon Fuel Tank	USEP7128M
5.9L V8 5899cc 360 CID	2002	Crew Cab Pickup; Extended Cab Pickup; VIN Z	USEP7128M
5.9L V8 5899cc 360 CID	2002	Extended Cab Pickup; Standard Cab Pickup; Exc. Quad Cab	USEP7116M
5.9L V8 5899cc 360 CID	2003	Crew Cab Pickup; Sport; Extended Cab Pickup; Sport; VIN Z	USEP7128M
5.9L V8 5899cc 360 CID	2003	Extended Cab Pickup; Sport; Standard Cab Pickup; (20 Gallon Fuel Tank)	USEP7168M
5.9L V8 5899cc 360 CID	2003	Extended Cab Pickup; Sport; Standard Cab Pickup; (22 Gallon Fuel Tank)	USEP7116M
DAYTONA			
2.2L L4 135 CID	1985	Turbo; VIN E; (Double Nipple)	USEP7051S
2.2L L4 135 CID	1985	Turbo; VIN E; (Single Nipple)	USEP7071H
2.2L L4 135 CID	1986	Base; VIN D	USEP7069H
2.2L L4 135 CID	1986	Turbo Z; VIN E; (1 Tube Type)	USEP7071H
2.2L L4 135 CID	1987-1988	Base; Pacifica; Shelby Z; (Single Nipple)	USEP7071H
2.2L L4 135 CID	1989	Base; Shelby; VIN A	USEP7071H
2.2L L4 135 CID	1990	Base; Shelby; VIN C	USEP7071H
2.5L L4 2507cc 153 CID	1986-1988	Base; VIN K	USEP7069H
2.5L L4 2507cc 153 CID	1989-1990	Base; ES; ES Turbo; Shelby; VIN J	USEP7071H
3.0L V6 2972cc 181 CID	1990	Base; ES; VIN 3	USEP7071H
DURANGO			
3.7L V6 226 CID	2004-2005		USEP7184M
3.7L V6 226 CID	2006-2007	SLT; SXT; VIN K	USEP7184M
3.9L V6 3906cc 239 CID	1998-1999		USEP7117M
4.7L V8 4670cc 285 CID	2002-2003		USEP7117M
4.7L V8 4670cc 285 CID	2004-2005		USEP7184M
4.7L V8 4670cc 285 CID	2006-2007	Adventurer; Limited; SLT; SXT; FLEX; VIN P; VIN N	USEP7184M
4.7L V8 4703cc 287 CID	2000-2001		USEP7117M
5.2L V8 5211cc 318 CID	1998-2000		USEP7117M
5.7L V8 5653cc 345 CID	2004-2005		USEP7184M
5.7L V8 5653cc 345 CID	2006	Adventurer; Limited; SLT; VIN 2	USEP7184M
5.7L V8 5653cc 345 CID	2007	Adventurer; Limited; SLT; SXT; VIN 2	USEP7184M
5.9L V8 5899cc 360 CID	1998-2003		USEP7117M
DURANGO (MEX)			
3.6L V6 3604cc 220 CID	2012		USEP7234M

Engine	Years	Application Description	USMW
DYNASTY			
2.5L L4 2507cc 153 CID	1989-1990	Base; VIN K	USEP7069H
3.0L V6 2972cc 181 CID	1989-1990	Base; LE; Base; LE; VIN 3	USEP7071H
3.3L V6 3301cc 201 CID	1990	Base; LE; VIN R	USEP7071H
GRAND CARAVAN			
2.4L L4 2429cc 148 CID	1996	Base; SE; VIN B	USEP7094M
2.4L L4 2429cc 148 CID	1997	Base; SE; V; VIN B	USEP7094M
2.5L L4 2507cc 153 CID	1988	SE; VIN K	USEP7068H
3.0L V6 2972cc 181 CID	1988	LE; SE; VIN 3	USEP7074H
3.0L V6 2972cc 181 CID	1989	LE; SE	USEP7074H
3.0L V6 2972cc 181 CID	1992	SE	USEP7030M
3.0L V6 2972cc 181 CID	1993	Base; ES	USEP7030M
3.0L V6 2972cc 181 CID	1993	ES; VIN 3; WITH 5 PIN CONNECTOR	USEP7029M
3.0L V6 2972cc 181 CID	1994-1995	Base; SE	USEP7077M
3.0L V6 2972cc 181 CID	1996	Base; SE; VIN 3	USEP7094M
3.0L V6 2972cc 181 CID	1997	Base; SE; VIN 3	USEP7094M
3.0L V6 2972cc 181 CID	1998-2000	VIN 3	USEP7094M
3.3L V6 3301cc 201 CID	1990	LE; SE	USEP7074H
3.3L V6 3301cc 201 CID	1991	AWD; LE; AWD; SE; WITH 5 PIN CONNECTOR	USEP7029M
3.3L V6 3301cc 201 CID	1991	LE; SE	USEP7030M
3.3L V6 3301cc 201 CID	1992-1993	LE; SE; VIN R; WITH 5 PIN CONNECTOR	USEP7029M
3.3L V6 3301cc 201 CID	1992	Base	USEP7030M
3.3L V6 3301cc 201 CID	1993	ES; VIN R; WITH 5 PIN CONNECTOR	USEP7029M
3.3L V6 3301cc 201 CID	1994-1995	ES; LE; VIN R	USEP7057M
3.3L V6 3301cc 201 CID	1994	AWD; SE; VIN R	USEP7057M
3.3L V6 3301cc 201 CID	1995	SE; w/ 41TE Transmission, AWD; SE; VIN R; w/ 41AE Transmission, SE; w/ 41TE Transmission	USEP7077M
3.3L V6 3301cc 201 CID	1996	ES; LE; SE; VIN R	USEP7094M
3.3L V6 3301cc 201 CID	1997	Base; ES; LE; SE; VIN R	USEP7094M
3.3L V6 3301cc 201 CID	1998	FLEX; VIN G	USEP7129M
3.3L V6 3301cc 201 CID	1998	VIN R	USEP7094M
3.3L V6 3301cc 201 CID	1999-2000	VIN R; EGM Desig.; FLEX; VIN G	USEP7129M
3.3L V6 3301cc 201 CID	2001	ES; VIN R; EGM Desig.; ES; FLEX; VIN G	USEP7146M
3.3L V6 3301cc 201 CID	2001	SE; VIN R; Sport; ES; FLEX; SE	USEP7146M
3.3L V6 3301cc 201 CID	2002	SE; VIN R; Sport; SE; FLEX	USEP7146M
3.3L V6 3301cc 201 CID	2003	EL; FLEX; VIN 3	USEP7146M
3.3L V6 3301cc 201 CID	2003	SE; VIN R; ES; FLEX; VIN 3	USEP7146M
3.3L V6 3301cc 201 CID	2005	EGV Desig.; FLEX; SE; VIN E	USEP7172M
3.3L V6 3301cc 201 CID	2005	VIN R; Exc. Floor Storage (Exc. Fold Away Seats)	USEP7172M
3.3L V6 3301cc 201 CID	2005	VIN R; Floor Storage (Fold Away Seats)	USEP7196M
3.8L V6 230 CID	1994	ES; LE; VIN L	USEP7077M
3.8L V6 230 CID	1995	LE; AWD; ES; VIN L; LE	USEP7077M
3.8L V6 230 CID	1996	ES; LE; VIN L	USEP7094M
3.8L V6 230 CID	1997	ES; LE; SE; VIN L	USEP7094M
3.8L V6 230 CID	1998-2000	VIN L	USEP7094M
3.8L V6 230 CID	2001-2003	EX; Sport; VIN L	USEP7144M
3.8L V6 230 CID	2001	ES; VIN L	USEP7144M
3.8L V6 230 CID	2002	Sport; VIN L	USEP7144M
3.8L V6 230 CID	2005	VIN L; Exc. Floor Storage (Exc. Fold Away Seats)	USEP7172M
3.8L V6 230 CID	2005	VIN L; Floor Storage (Fold Away Seats)	USEP7196M
INTREPID			
2.7L V6 2700cc 167 CID	1998-1999	EER Desig.; VIN R	USEP7137M
2.7L V6 2700cc 167 CID	2000	Base; ES; VIN U	USEP7152M
2.7L V6 2700cc 167 CID	2001-2002	EER Desig.; SE; VIN R	USEP7152M
2.7L V6 2700cc 167 CID	2003-2004	SE; VIN R	USEP7152M
3.2L V6 3200cc 197 CID	1998-1999	EGW Desig.; EGW Desig.	USEP7137M
3.2L V6 3200cc 197 CID	2000	EGW Desig.; ES; VIN J	USEP7152M
3.3L V6 3301cc 201 CID	1993	Base; ES; VIN T	USEP7054M
3.3L V6 3301cc 201 CID	1994-1995	Base; ES; FLEX; VIN U	USEP7076M
3.3L V6 3301cc 201 CID	1996-1997	Base; VIN T	USEP7101M
3.5L V6 3497cc 215 CID	1993-1995	Base; ES; VIN F	USEP7054M
3.5L V6 3497cc 215 CID	1996-1997	ES; VIN F	USEP7101M
3.5L V6 3497cc 215 CID	1997	Base; VIN F	USEP7101M
3.5L V6 3497cc 215 CID	2000	R/T; VIN V	USEP7152M
3.5L V6 3497cc 215 CID	2001	R/T; Sold in United States; VIN V; SE	USEP7152M

Engine	Years	Application Description	USMW
DODGE (CONT.)			
INTREPID (CONT.)			
3.5L V6 3497cc 215 CID	2001	SE; VIN V	USEP7152M
3.5L V6 3497cc 215 CID	2002	ES; SE; VIN V	USEP7152M
3.5L V6 3497cc 215 CID	2002	R/T; VIN G	USEP7152M
3.5L V6 3497cc 215 CID	2003	ES; SE; VIN V, SXT; VIN G	USEP7152M
3.5L V6 3497cc 215 CID	2004	ES; SXT; VIN G	USEP7152M
3.5L V6 3497cc 215 CID	2004	Police; VIN V	USEP7152M
3.5L V6 3518cc 215 CID	2001	R/T; Sold in Mexico	USEP7152M
LANCER			
2.2L L4 135 CID	1985-1986	Turbocharged; VIN E; (1 Tube Type)	USEP7071H
2.2L L4 135 CID	1985-1987	Base; ES; VIN E; (Single Nipple)	USEP7071H
2.2L L4 135 CID	1985	Turbocharged; VIN E; (Double Nipple)	USEP7051S
2.2L L4 135 CID	1986-1987	Base; ES; VIN D	USEP7069H
2.2L L4 135 CID	1988	ES; VIN A, Shelby; VIN E; (Single Nipple)	USEP7071H
2.2L L4 135 CID	1988	ES; VIN E; (Single Nipple)	USEP7071H
2.2L L4 135 CID	1988	Naturally Aspirated; Shelby; VIN D	USEP7069H
2.2L L4 135 CID	1989	Base; VIN D	USEP7069H
2.2L L4 135 CID	1989	Shelby; VIN A	USEP7071H
2.5L L4 2507cc 153 CID	1986-1987	Base; ES; VIN K	USEP7069H
2.5L L4 2507cc 153 CID	1988	ES; VIN K	USEP7069H
2.5L L4 2507cc 153 CID	1989	Base; ES; Shelby; VIN J	USEP7071H
MAGNUM			
2.2L L4 2213cc 135 CID	1984-1988	Sold in Mexico	USEP7071H
2.7L V6 2700cc 167 CID	2005-2008	Primary Left	USEP7192M
3.5L V6 3497cc 215 CID	2005-2008	Primary Left	USEP7192M
5.7L V8 5653cc 345 CID	2005-2008	Primary Left	USEP7192M
6.1L V8 6059cc 370 CID	2006-2008	Primary Left	USEP7192M
MAGNUM K (MEX)			
2.2L L4 2200cc 134 CID	1983-1988		USEP7071H
MICROBUS (MEX)			
5.9L V8 5900cc 360 CID	1992-1997		USEP7064M
MINI RAM			
2.5L L4 2507cc 153 CID	1987	FI; VIN K	USEP7068H
2.5L L4 2507cc 153 CID	1988		USEP7068H
3.0L V6 2972cc 181 CID	1987	FI; FI; VIN 3	USEP7074H
3.0L V6 2972cc 181 CID	1988		USEP7074H
MONACO			
3.0L V6 2972cc 182 CID	1991	ES; Z7X-711 Desig., LE; Z7X-715 Desig.	USEP7039M
3.0L V6 2972cc 182 CID	1992	ES, LE	USEP7039M
NEON			
2.0L L4 1996cc 122 CID	1995	ECB Desig.; High Line; Sport; VIN C, ECC Desig.; Sport; VIN Y	USEP7075M
2.0L L4 1996cc 122 CID	1996	Base; High Line; Sport; Exc. Plastic Fuel Tank	USEP7075M
2.0L L4 1996cc 122 CID	1996	Base; High Line; Sport; Plastic Fuel Tank	USEP7097M
2.0L L4 1996cc 122 CID	1997	Base; High Line; Sport	USEP7097M
2.0L L4 1996cc 122 CID	1998	ECB Desig.; VIN C, ECC Desig.; VIN Y	USEP7097M
2.0L L4 1996cc 122 CID	1999	VIN C, VIN Y	USEP7097M
2.0L L4 1996cc 122 CID	2000		USEP7130M
2.0L L4 1996cc 122 CID	2001-2002	ACR; R/T; SE; VIN C	USEP7142M
2.0L L4 1996cc 122 CID	2002	ES; VIN C	USEP7142M
2.0L L4 1996cc 122 CID	2003-2004	Naturally Aspirated; R/T; VIN F, SE SXT; VIN C	USEP7142M
2.0L L4 1996cc 122 CID	2005	Naturally Aspirated; SE; VIN C, SXT	USEP7142M
2.0L L4 1997cc 122 CID	1995	High Line; VIN Y	USEP7075M
2.4L L4 2429cc 148 CID	2003	SRT-4; Turbocharged	USEP7142M
2.4L L4 2429cc 148 CID	2004-2005	SRT-4; VIN S	USEP7142M
NITRO			
3.7L V6 226 CID	2007-2008	SLT; SXT; VIN K	USEP7219M
3.7L V6 226 CID	2009	SLT; SE; VIN K	USEP7219M
4.0L V6 3952cc 241 CID	2007-2008	R/T; VIN 6	USEP7219M
4.0L V6 3952cc 241 CID	2009	R/T; VIN X	USEP7219M
NITRO SE 2WD (MEX)			
3.7L V6 3701cc	2011-2012		USEP7219M
NITRO SXT PREMIUM 2WD (MEX)			
3.7L V6 3701cc	2011-2012		USEP7219M

Engine	Years	Application Description	USMW
OMNI			
2.2L L4 135 CID	1988-1990		USEP7073S
RAM 1500			
3.7L V6 226 CID	2002-2003	VIN K; 26 Gallon Fuel Tank	USEP7161M
3.7L V6 226 CID	2002	VIN K; 35 Gallon Fuel Tank	USEP7160M
3.7L V6 226 CID	2003	VIN K; 34 Gallon Fuel Tank	USEP7160M
3.7L V6 226 CID	2004	ST; VIN K; w/ 97.9 in. Bed, ST; VIN K; w/ 75.9 in. Bed	USEP7186M
3.7L V6 226 CID	2005-2006	Crew Cab Pickup; ST; VIN K; w/140.5 In. Wheelbase; (26 Gallon Fuel Tank)	USEP7186M
3.7L V6 226 CID	2005-2006	Crew Cab Pickup; ST; VIN K; w/ 140.5 In. Wheelbase; (34 Gallon Fuel Tank)	USEP7182M
3.7L V6 226 CID	2005-2006	Crew Cab Pickup; ST; w/ 160.5 In. Wheelbase, Standard Cab Pickup; w/ 140.5 In. Wheelbase	USEP7165M
3.7L V6 226 CID	2005-2006	ST; Standard Cab Pickup; VIN K; w/ 120.5 In. Wheelbase	USEP7186M
3.7L V6 226 CID	2007	ST; VIN K	USEP7182M
3.7L V6 226 CID	2008		USEP7237M
3.9L V6 3906cc 239 CID	1994		USEP7065M
3.9L V6 3906cc 239 CID	1995	VIN X	USEP7086M
3.9L V6 3906cc 239 CID	1996-1997	VIN X	USEP7093M
3.9L V6 3906cc 239 CID	1998-1999	FI; Laramie, Sport, ST, WS, (35 Gallon Fuel Tank)	USEP7111M
3.9L V6 3906cc 239 CID	1998-2001		USEP7138M
3.9L V6 3906cc 239 CID	1999	VIN X; Exc. 35 Gallon Fuel Tank	USEP7138M
3.9L V6 3906cc 239 CID	2000-2001	FI; Laramie, R/T, Sport, ST, WS, (35 Gallon Fuel Tank)	USEP7111M
3.9L V6 3906cc 239 CID	2000	VIN X; 26 Gallon Fuel Tank	USEP7138M
3.9L V6 3906cc 239 CID	2000	VIN X; 34 Gallon Fuel Tank	USEP7138M
4.7L V8 4670cc 285 CID	2005-2006	Crew Cab Pickup; SLT; VIN N; w/ 140.5 In. Wheelbase; (26 Gallon Fuel Tank)	USEP7186M
4.7L V8 4670cc 285 CID	2005-2006	Crew Cab Pickup; SLT; VIN N; w/ 140.5 In. Wheelbase; (34 Gallon Fuel Tank)	USEP7182M
4.7L V8 4670cc 285 CID	2005-2006	Crew Cab Pickup; SLT; VIN N; w/ 160.5 In. Wheelbase, Standard Cab Pickup; w/ 140.5 In. Wheelbase	USEP7165M
4.7L V8 4670cc 285 CID	2005	SLT; Standard Cab Pickup; VIN N; w/ 120.5 In. Wheelbase	USEP7186M
4.7L V8 4670cc 285 CID	2006	Crew Cab Pickup; Laramie; ST; TRX4; VIN N; (26 Gallon Fuel Tank)	USEP7186M
4.7L V8 4670cc 285 CID	2006	Crew Cab Pickup; Laramie; ST; TRX4; VIN N; (34 Gallon Fuel Tank)	USEP7182M
4.7L V8 4670cc 285 CID	2006	Laramie; ST; TRX4; VIN N; w/ 120.5 In. Wheelbase	USEP7186M
4.7L V8 4670cc 285 CID	2006	Standard Cab Pickup; Crew Cab Pickup FLEX; VIN P	USEP7180M
4.7L V8 4670cc 285 CID	2007	FLEX; SLT; w/ 98.3 in. Bed, ST; w/ 98.3 in. Bed, TRX4; w/ 98.3 in. Bed, VIN P; w/ 76.3 in. Bed	USEP7180M
4.7L V8 4670cc 285 CID	2007	SLT; VIN N; w/ 76.3 in. Bed; (34 Gallon Fuel Tank)	USEP7182M
4.7L V8 4670cc 285 CID	2007	SLT; VIN N; w/ 98.3 in. Bed	USEP7182M
4.7L V8 4670cc 285 CID	2007	ST; VIN N; w/ 76.3 in. Bed; (34 Gallon Fuel Tank)	USEP7182M
4.7L V8 4670cc 285 CID	2007	ST; VIN N; w/ 98.3 in. Bed	USEP7182M
4.7L V8 4670cc 285 CID	2007	TRX4; VIN N; w/ 76.3 in. Bed; (34 Gallon Fuel Tank)	USEP7182M
4.7L V8 4670cc 285 CID	2007	TRX4; VIN N; w/ 98.3 in. Bed	USEP7182M
4.7L V8 4670cc 285 CID	2008	Sold in Canada, Sold in Mexico, Sold in United States; 26 Gallon Fuel Tank	USEP7237M
4.7L V8 4703cc 287 CID	2002-2003	VIN N; 26 Gallon Fuel Tank	USEP7161M

Engine	Years	Application Description	USMW
DODGE (CONT.)			
RAM 1500 (CONT.)			
4.7L V8 4703cc 287 CID	2002	VIN N; 35 Gallon Fuel Tank	USEP7160M
4.7L V8 4703cc 287 CID	2003	VIN N; 34 Gallon Fuel Tank	USEP7160M
4.7L V8 4703cc 287 CID	2004	SLT; VIN N; w/ 97.9 in. Bed, SLT; VIN N; w/ 75.9 in. Bed	USEP7186M
5.2L V8 5211cc 318 CID	1994		USEP7065M
5.2L V8 5211cc 318 CID	1995	VIN Y	USEP7086M
5.2L V8 5211cc 318 CID	1996-1997	VIN Y	USEP7093M
5.2L V8 5211cc 318 CID	1998-1999	Custom; Laramie, Sport, ST; (35 Gallon Fuel Tank)	USEP7111M
5.2L V8 5211cc 318 CID	1998	FI; Lujjo; (35 Gallon Fuel Tank)	USEP7111M
5.2L V8 5211cc 318 CID	1998		USEP7138M
5.2L V8 5211cc 318 CID	1999	FI; R/T; FI; R/T; (35 Gallon Fuel Tank)	USEP7111M
5.2L V8 5211cc 318 CID	1999	VIN Y; Exc.35 Gallon Fuel Tank	USEP7138M
5.2L V8 5211cc 318 CID	2000-2001	FI; Laramie, Sport, ST; (35 Gallon Fuel Tank)	USEP7111M
5.2L V8 5211cc 318 CID	2000-2001	VIN Y; 26 Gallon Fuel Tank	USEP7138M
5.2L V8 5211cc 318 CID	2000	VIN Y; 34 Gallon Fuel Tank	USEP7138M
5.7L V8 5653cc 345 CID	2003	Crew Cab Pickup; Standard Cab Pickup w/ 160.5 In. Wheelbase, w/ 140.5 In. Wheelbase, ; w/ 120.5 In. Wheelbase; 26 Gallon Fuel Tank	USEP7159M
5.7L V8 5653cc 345 CID	2003	VIN D; 34 Gallon Fuel Tank	USEP7160M
5.7L V8 5653cc 345 CID	2003	VIN D; w/ 140.5 In. Wheelbase; 26 Gallon Fuel Tank	USEP7158M
5.7L V8 5653cc 345 CID	2003	VIN D; w/ 160.5 In. Wheelbase; 26 Gallon Fuel Tank	USEP7158M
5.7L V8 5653cc 345 CID	2004	SLT; VIN D; w/ 97.9 in. Bed, SLT; VIN D; / 75.9 in. Bed	USEP7186M
5.7L V8 5653cc 345 CID	2006	Crew Cab Pickup; Laramie; SLT; Sport; ST; TRX-4, w/ 140.5 In. Wheelbase; (26 Gallon Fuel Tank)	USEP7186M
5.7L V8 5653cc 345 CID	2006	Crew Cab Pickup; Laramie; SLT; Sport; ST; TRX-4, w/ 140.5 In. Wheelbase; (34 Gallon Fuel Tank)	USEP7182M
5.7L V8 5653cc 345 CID	2006	Standard Cab Pickup; EZB Desig.	USEP7186M
5.7L V8 5653cc 345 CID	2007	EZB Desig.; Laramie; VIN 2; 34 Gallon Fuel Tank	USEP7182M
5.7L V8 5653cc 345 CID	2007	EZB Desig.; SLT; VIN 2; w/ 76.3 in. Bed; (34 Gallon Fuel Tank)	USEP7182M
5.7L V8 5653cc 345 CID	2007	EZB Desig.; SLT; VIN 2; w/ 98.3 in. Bed	USEP7182M
5.7L V8 5653cc 345 CID	2007	EZB Desig.; Sport; VIN 2; 34 Gallon Fuel Tank	USEP7182M
5.7L V8 5653cc 345 CID	2007	EZB Desig.; ST; VIN 2; w/ 76.3 in. Bed; (34 Gallon Fuel Tank)	USEP7182M
5.7L V8 5653cc 345 CID	2007	EZB Desig.; ST; VIN 2; w/ 98.3 in. Bed	USEP7182M
5.7L V8 5653cc 345 CID	2007	EZB Desig.; TRX4; VIN 2; w/ 76.3 in. Bed; (34 Gallon Fuel Tank)	USEP7182M
5.7L V8 5653cc 345 CID	2007	EZB Desig.; TRX4; VIN 2; w/ 98.3 in. Bed	USEP7182M
5.7L V8 5653cc 345 CID	2007	Laramie; VIN D, SLT	USEP7165M
5.7L V8 5653cc 345 CID	2008-2009		USEP7182M
5.7L V8 5653cc 345 CID	2008	Sold in Canada; VIN 2, Sold in Mexico, Sold in United States	USEP7237M
5.9L V8 5899cc 360 CID	1994		USEP7065M
5.9L V8 5899cc 360 CID	1995	VIN Z	USEP7086M
5.9L V8 5899cc 360 CID	1996-1997	VIN Z	USEP7093M
5.9L V8 5899cc 360 CID	1998-2001	FI; Laramie, Sport, ST; (35 Gallon Fuel Tank)	USEP7111M
5.9L V8 5899cc 360 CID	1998		USEP7138M
5.9L V8 5899cc 360 CID	1999	Extended Cab Pickup; Standard Cab Pickup; Exc.35 Gallon Fuel Tank	USEP7138M
5.9L V8 5899cc 360 CID	2000-2001	VIN Z; 26 Gallon Fuel Tank	USEP7138M
5.9L V8 5899cc 360 CID	2000-2001	VIN Z; 34 Gallon Fuel Tank	USEP7138M
5.9L V8 5899cc 360 CID	2002-2003	VIN Z; 26 Gallon Fuel Tank	USEP7161M
5.9L V8 5899cc 360 CID	2002	FI; SLT; (35 Gallon Fuel Tank)	USEP7111M
5.9L V8 5899cc 360 CID	2002	FI; ST; (35 Gallon Fuel Tank)	USEP7111M
5.9L V8 5899cc 360 CID	2002	VIN Z; 35 Gallon Fuel Tank	USEP7160M
5.9L V8 5899cc 360 CID	2003	VIN Z; 34 Gallon Fuel Tank	USEP7160M

Engine	Years	Application Description	USMW
RAM 1500 VAN			
3.9L V6 3906cc 239 CID	1999-2000	VIN X; 32 Gallon Fuel Tank	USEP7124M
3.9L V6 3906cc 239 CID	1999-2002	VIN X; 35 Gallon Fuel Tank	USEP7123M
3.9L V6 3906cc 239 CID	2001-2002	VIN X; 31 Gallon Fuel Tank	USEP7124M
3.9L V6 3906cc 239 CID	2003		USEP7123M
5.2L V8 5211cc 318 CID	1999-2000	VIN Y; 32 Gallon Fuel Tank	USEP7124M
5.2L V8 5211cc 318 CID	1999-2002	VIN Y; 35 Gallon Fuel Tank	USEP7123M
5.2L V8 5211cc 318 CID	2001-2002	VIN Y; 31 Gallon Fuel Tank	USEP7124M
5.2L V8 5211cc 318 CID	2003		USEP7123M
5.9L V8 5899cc 360 CID	1999-2000	VIN Z; 32 Gallon Fuel Tank	USEP7124M
5.9L V8 5899cc 360 CID	1999-2002	VIN Z; 35 Gallon Fuel Tank	USEP7123M
5.9L V8 5899cc 360 CID	2001-2002	VIN Z; 31 Gallon Fuel Tank	USEP7124M
5.9L V8 5899cc 360 CID	2003		USEP7123M
RAM 2500			
5.2L V8 5211cc 318 CID	1994	Naturally Aspirated; VIN Y	USEP7065M
5.2L V8 5211cc 318 CID	1995	Naturally Aspirated; VIN Y	USEP7086M
5.2L V8 5211cc 318 CID	1996	Naturally Aspirated; VIN Y	USEP7093M
5.7L V8 5653cc 345 CID	2003	VIN D; w/ 160.5 In. Wheelbase;	USEP7158M
5.7L V8 5653cc 345 CID	2003	Crew Cab Pickup; Standard Cab Pickup; VIN D	USEP7160M
5.7L V8 5653cc 345 CID	2004	Naturally Aspirated; VIN D	USEP7170M
5.7L V8 5653cc 345 CID	2005	Naturally Aspirated; VIN D; w/ 97.9 in. Bed, w/ 75.9 in. Bed	USEP7182M
5.7L V8 5653cc 345 CID	2006-2007	Laramie; Power Wagon; SLT; Sport; ST; TRX4; 35 Gallon Fuel Tank	USEP7165M
5.7L V8 5653cc 345 CID	2008-2009		USEP7182M
5.7L V8 5653cc 345 CID	2009	EZC Desig.; Laramie; EZC Desig.; Power Wagon; EZC Desig.; SLT; EZC Desig.; ST; EZC Desig.; SXT; VIN T	USEP7182M
5.9L L6 5883cc 359 CID	1998-2002	DIESEL; In Tank Module, Only for Vehicles that have been converted to use an IN-Tank Module	USEP7187M
5.9L V8 5899cc 360 CID	1994	Naturally Aspirated; VIN Z	USEP7065M
5.9L V8 5899cc 360 CID	1995	Naturally Aspirated; VIN 5	USEP7086M
5.9L V8 5899cc 360 CID	1995	Naturally Aspirated; VIN 5; w/ Fleetside Bed	USEP7086M
5.9L V8 5899cc 360 CID	1995	Naturally Aspirated; VIN Z	USEP7086M
5.9L V8 5899cc 360 CID	1996-1997	Naturally Aspirated; VIN Z	USEP7093M
5.9L V8 5899cc 360 CID	1996	Naturally Aspirated; VIN 5	USEP7093M
5.9L V8 5899cc 360 CID	1998-1999	Naturally Aspirated; VIN Z	USEP7138M
5.9L V8 5899cc 360 CID	1998-2002	Base; FI; Base; FI; (35 Gallon Fuel Tank)	USEP7111M
5.9L V8 5899cc 360 CID	1998	FI; Limited; FI; Lujjo; (35 Gallon Fuel Tank)	USEP7111M
5.9L V8 5899cc 360 CID	2000-2001	Naturally Aspirated; 26 Gallon Fuel Tank	USEP7138M
5.9L V8 5899cc 360 CID	2000-2001	Naturally Aspirated; 34 Gallon Fuel Tank	USEP7138M
5.9L V8 5899cc 360 CID	2000	Custom; FI; (35 Gallon Fuel Tank)	USEP7111M
5.9L V8 5899cc 360 CID	2001	FI; SLT; (35 Gallon Fuel Tank)	USEP7111M
8.0L V10 7990cc 488 CID	1994	Naturally Aspirated; VIN W	USEP7065M
8.0L V10 7990cc 488 CID	1995	Naturally Aspirated; VIN W	USEP7086M
8.0L V10 7990cc 488 CID	1996-1997	Naturally Aspirated; VIN W	USEP7093M
8.0L V10 7990cc 488 CID	1998-1999	Naturally Aspirated; VIN W	USEP7138M
8.0L V10 7990cc 488 CID	1998-2002	Base; FI; Base; FI; (35 Gallon Fuel Tank)	USEP7111M
8.0L V10 7990cc 488 CID	2000-2001	Naturally Aspirated; VIN W; 34 Gallon Fuel Tank	USEP7138M
8.0L V10 7990cc 488 CID	2000	Naturally Aspirated; VIN W; 26 Gallon Fuel Tank	USEP7138M
8.0L V10 7990cc 488 CID	2003	Crew Cab Pickup; Standard Cab Pickup	USEP7160M
8.0L V10 7990cc 488 CID	2003	VIN W; w/ 160.5 In. Wheelbase;	USEP7158M
RAM 2500 2WD (MEX)			
4.7L V8 4700cc	2007		USEP7182M
4.7L V8 4700cc	2008-2009	Except engine VIN code "N",	USEP7182M
RAM 2500 4WD (MEX)			
4.7L V8 4700cc	2007-2008		USEP7182M
RAM 2500 VAN			
3.9L V6 3906cc 239 CID	2001	VIN X; 31 Gallon Fuel Tank	USEP7124M
3.9L V6 3906cc 239 CID	2001	VIN X; 35 Gallon Fuel Tank	USEP7123M
5.2L V8 5211cc 318 CID	1999-2000	VIN Y; 32 Gallon Fuel Tank	USEP7124M
5.2L V8 5211cc 318 CID	1999-2002	VIN Y; 35 Gallon Fuel Tank	USEP7123M
5.2L V8 5211cc 318 CID	2001-2002	VIN Y; 31 Gallon Fuel Tank	USEP7124M
5.2L V8 5211cc 318 CID	2003	VIN Y	USEP7123M



FUEL PUMP MODULE APPLICATION GUIDE

USMW
Professional Series

Engine	Years	Application Description	USMW
DODGE (CONT.)			
RAM 2500 VAN (CONT.)			
5.9L V8 5899cc 360 CID	1999-2000	32 Gallon Fuel Tank	USEP7124M
5.9L V8 5899cc 360 CID	1999-2002	35 Gallon Fuel Tank	USEP7123M
5.9L V8 5899cc 360 CID	2001-2002	31 Gallon Fuel Tank	USEP7124M
5.9L V8 5899cc 360 CID	2003	VIN Z	USEP7123M
RAM 3500			
5.7L V8 5653cc 345 CID	2003	Crew Cab Pickup; Standard Cab Pickup; VIN D	USEP7160M
5.7L V8 5653cc 345 CID	2003	VIN D; w/ 160.5 In. Wheelbase;	USEP7158M
5.7L V8 5653cc 345 CID	2004	Naturally Aspirated; VIN D	USEP7170M
5.7L V8 5653cc 345 CID	2005	Naturally Aspirated; VIN D; w/ 97.9 in. Bed, w/ 75.9 in. Bed	USEP7182M
5.7L V8 5653cc 345 CID	2006-2007	Laramie; SLT; Sport; ST; 34 Gallon Fuel Tank	USEP7182M
5.7L V8 5653cc 345 CID	2008-2009		USEP7182M
5.7L V8 5653cc 345 CID	2009	EZC Desig.; SLT; ST; SXT; Standard Cab Pickup; VIN T	USEP7182M
5.9L L6 5883cc 359 CID	1998-2002	DIESEL; In Tank Module, Only for Vehicles that have been converted to use an IN-Tank Module	USEP7187M
5.9L V8 5899cc 360 CID	1994	Naturally Aspirated; VIN 5, VIN Z	USEP7065M
5.9L V8 5899cc 360 CID	1995	Naturally Aspirated; VIN 5	USEP7086M
5.9L V8 5899cc 360 CID	1996-1997	Naturally Aspirated; VIN 5	USEP7093M
5.9L V8 5899cc 360 CID	1997	Naturally Aspirated; VIN Z	USEP7093M
5.9L V8 5899cc 360 CID	1998-1999	Naturally Aspirated; VIN 5, VIN Z	USEP7138M
5.9L V8 5899cc 360 CID	1998-2002	Base; Custom; (35 Gallon Fuel Tank)	USEP7111M
5.9L V8 5899cc 360 CID	1999	Base; FI; Base; FI; (35 Gallon Fuel Tank)	USEP7111M
5.9L V8 5899cc 360 CID	2000-2001	Naturally Aspirated; 26 Gallon Fuel Tank	USEP7138M
5.9L V8 5899cc 360 CID	2000-2001	Naturally Aspirated; 34 Gallon Fuel Tank	USEP7138M
5.9L V8 5899cc 360 CID	2000-2001	Naturally Aspirated; VIN 5; 26 Gallon Fuel Tank	USEP7138M
5.9L V8 5899cc 360 CID	2000-2001	Naturally Aspirated; VIN 5; 34 Gallon Fuel Tank	USEP7138M
8.0L V10 7990cc 488 CID	1994	Naturally Aspirated; VIN W	USEP7065M
8.0L V10 7990cc 488 CID	1995	Naturally Aspirated; VIN W	USEP7086M
8.0L V10 7990cc 488 CID	1996-1997	Naturally Aspirated; VIN W	USEP7093M
8.0L V10 7990cc 488 CID	1998-1999	Naturally Aspirated; VIN W	USEP7138M
8.0L V10 7990cc 488 CID	1998-2002	Base; FI; Base; FI; (35 Gallon Fuel Tank)	USEP7111M
8.0L V10 7990cc 488 CID	2000-2001	Naturally Aspirated; VIN W; 34 Gallon Fuel Tank	USEP7138M
8.0L V10 7990cc 488 CID	2000	Naturally Aspirated; VIN W; 26 Gallon Fuel Tank	USEP7138M
8.0L V10 7990cc 488 CID	2003	Crew Cab Pickup; Standard Cab Pickup	USEP7160M
8.0L V10 7990cc 488 CID	2003	VIN W; w/ 160.5 In. Wheelbase;	USEP7158M
RAM 3500 VAN			
5.2L V8 5211cc 318 CID	1999-2000	VIN Y; 32 Gallon Fuel Tank	USEP7124M
5.2L V8 5211cc 318 CID	1999-2002	VIN Y; 35 Gallon Fuel Tank	USEP7123M
5.2L V8 5211cc 318 CID	2001-2002	VIN Y; 31 Gallon Fuel Tank	USEP7124M
5.2L V8 5211cc 318 CID	2003	VIN Y	USEP7123M
5.9L V8 5899cc 360 CID	1999-2000	32 Gallon Fuel Tank	USEP7124M
5.9L V8 5899cc 360 CID	1999-2002	35 Gallon Fuel Tank	USEP7123M
5.9L V8 5899cc 360 CID	2001-2002	31 Gallon Fuel Tank	USEP7124M
5.9L V8 5899cc 360 CID	2003	VIN Z	USEP7123M
RAM 4000 2WD (MEX)			
5.7L V8 5700cc 348 CID	2002	With 35 gallon tank, With 26 or 34 gallon tank	USEP7138M
5.7L V8 5700cc 348 CID	2005		USEP7165M
5.7L V8 5700cc 348 CID	2006	With long bed, With short bed	USEP7182M
5.7L V8 5700cc 348 CID	2008-2009		USEP7182M
5.9L V6 5884cc 359 CID	2007	With short bed, With long bed	USEP7213M
5.9L V8 5900cc 360 CID	1997-2001	With 35 gallon tank, With 26 or 34 gallon tank	USEP7138M
RAMCHARGER			
5.2L V8 5211cc 318 CID	1991-1993		USEP7048M
5.2L V8 5211cc 318 CID	1999-2001	Sold in Mexico	USEP7138M
5.9L V8 5899cc 360 CID	1991		USEP7048M
5.9L V8 5899cc 360 CID	1992-1993		USEP7064M

Engine	Years	Application Description	USMW
5.9L V8 5899cc 360 CID	1999-2000	Sold in Mexico; 26 Gallon Fuel Tank	USEP7138M
5.9L V8 5899cc 360 CID	1999-2000	Sold in Mexico; 35 gal tank	USEP7111M
5.9L V8 5900cc 360 CID	1994-1996	Sold in Mexico	USEP7047M
RAMCHARGER (MEX)			
5.2L V8 5215cc	1999-2001	With 35 gallon tank, With 26 or 34 gallon tank	USEP7138M
5.9L V8 5900cc 360 CID	1995-1996		USEP7064M
5.9L V8 5900cc 360 CID	1998-2000	With 35 gallon tank, With 26 or 34 gallon tank	USEP7138M
RAMCHARGER 2WD (MEX)			
5.9L V8 5900cc 360 CID	1994		USEP7064M
RAMCHARGER 4WD (MEX)			
5.9L V8 5900cc 360 CID	1994		USEP7064M
SHADOW			
2.2L L4 135 CID	1987-1988	Turbocharged; VIN E; (Single Nipple)	USEP7071H
2.2L L4 135 CID	1987-1990	Base; VIN D	USEP7069H
2.2L L4 135 CID	1989	Shelby; VIN A	USEP7071H
2.2L L4 135 CID	1990	Turbocharged; VIN C	USEP7071H
2.5L L4 2507cc 153 CID	1988	Base; VIN K	USEP7069H
2.5L L4 2507cc 153 CID	1989-1990	ES; VIN K	USEP7069H
2.5L L4 2507cc 153 CID	1989	ES; VIN J	USEP7071H
2.5L L4 2507cc 153 CID	1990	Turbocharged;	USEP7071H
SPIRIT			
2.5L L4 2507cc 153 CID	1989-1990	Base; LE; ES; VIN J	USEP7071H
2.5L L4 2507cc 153 CID	1990	Base; LE; VIN J	USEP7071H
2.5L L4 2507cc 153 CID	1993	ES; High Line; FLEX; VIN V	USEP7056M
2.5L L4 2507cc 153 CID	1994	VIN K, FLEX; VIN V	USEP7056M
3.0L V6 2972cc 181 CID	1989-1990	ES; VIN 3	USEP7071H
3.0L V6 2972cc 181 CID	1990	Base; LE; VIN 3	USEP7071H
SPRINTER 2500			
2.7L L5 2687cc 165 CID	2003	VIN 1, VIN 2; (wo/Heater Booster)	USEP7202M
2.7L L5 2687cc 165 CID	2004-2006	(w/Heater Booster)	USEP7202M
SPRINTER 3500			
2.7L L5 2687cc 165 CID	2003	VIN 1, VIN 2; (wo/Heater Booster)	USEP7202M
2.7L L5 2687cc 165 CID	2004-2006	(w/Heater Booster)	USEP7202M
STRATUS			
2.0L L4 1995cc 122 CID	2005	Sold in Mexico	USEP7167M
2.0L L4 1996cc 122 CID	1995-1997	Base; ES; VIN C	USEP7089M
2.0L L4 1996cc 122 CID	1998	Base; ECB Desig.; VIN C	USEP7113M
2.0L L4 1996cc 122 CID	1999-2000	VIN C	USEP7113M
2.4L L4 2429cc 148 CID	1995	Base; VIN X	USEP7089M
2.4L L4 2429cc 148 CID	1995	ES; VIN X	USEP7089M
2.4L L4 2429cc 148 CID	1996-1997	Base; ES; VIN X	USEP7089M
2.4L L4 2429cc 148 CID	1998	Base; ES; VIN X	USEP7113M
2.4L L4 2429cc 148 CID	1998	Base; ES; VIN X, Sold in Mexico	USEP7089M
2.4L L4 2429cc 148 CID	1999-2000	Sold in Mexico, VIN X	USEP7113M
2.4L L4 2429cc 148 CID	2001	SE; VIN X	USEP7141M
2.4L L4 2429cc 148 CID	2002	SE Plus; VIN X	USEP7141M
2.5L V6 2497cc 152 CID	1995-1997	EEB Desig.; ES; VIN H	USEP7089M
2.5L V6 2497cc 152 CID	1998	EEB Desig.; ES; VIN H	USEP7113M
2.5L V6 2497cc 152 CID	1999-2000		USEP7113M
2.7L V6 2700cc 167 CID	2001	SE; VIN U	USEP7141M
2.7L V6 2700cc 167 CID	2002	R/T; SE Plus; VIN R	USEP7141M
2.7L V6 2700cc 167 CID	2003	SXT; VIN R, ES; FLEX; VIN T	USEP7169M
2.7L V6 2700cc 167 CID	2004	ES; VIN R	USEP7167M
2.7L V6 2700cc 167 CID	2004	R/T; VIN R, ES; FLEX; VIN T	USEP7169M
2.7L V6 2700cc 167 CID	2005	R/T; VIN R, FLEX; SXT; VIN T	USEP7169M
2.7L V6 2700cc 167 CID	2006	R/T; SXT; VIN R, FLEX; SXT; VIN T	USEP7169M
STRATUS (MEX)			
2.0L L4 1996cc 122 CID	2005		USEP7167M
W150			
3.9L V6 3906cc 239 CID	1991	Base; S; VIN X	USEP7047M
3.9L V6 3906cc 239 CID	1992-1993		USEP7047M
5.2L V8 5211cc 318 CID	1991	Base; S; Base; S; VIN Y	USEP7047M
5.2L V8 5211cc 318 CID	1992-1993		USEP7047M
5.9L V8 5899cc 360 CID	1991	Base; S; VIN Z	USEP7047M
5.9L V8 5899cc 360 CID	1993		USEP7047M

Engine	Years	Application Description	USMW
DODGE (CONT.)			
W250			
5.2L V8 5211cc 318 CID	1991-1993	Naturally Aspirated; VIN Y	USEP7047M
5.9L V8 5899cc 360 CID	1991-1993	Naturally Aspirated; VIN 5, VIN Z	USEP7047M
5.9L V8 5899cc 360 CID	1992	Naturally Aspirated; VIN Z	USEP7047M
W350			
5.9L V8 5899cc 360 CID	1991-1993	Naturally Aspirated; VIN 5, VIN Z	USEP7047M
EAGLE			
SUMMIT			
2.4L L4 2351cc	1993	Base; VIN G	USEP7067S
VISION			
3.3L V6 3301cc 201 CID	1993-1995	ES; VIN T	USEP7054M
3.3L V6 3301cc 201 CID	1996-1997	ES; VIN T	USEP7101M
3.5L V6 3497cc 215 CID	1993-1995	TS; VIN F	USEP7054M
3.5L V6 3497cc 215 CID	1995	ES; VIN F	USEP7054M
3.5L V6 3497cc 215 CID	1996-1997	ES; TS; VIN F	USEP7101M
FORD			
AEROSTAR			
2.3L L4 140 CID	1986	F; VIN A; From 02/86	USEP2080S
2.3L L4 140 CID	1987		USEP2080S
3.0L V6 2986cc 182 CID	1988		USEP2080S
3.0L V6 2986cc 182 CID	1989	Base; Sold in United States; 17 Gallon Fuel Tank	USEP2080S
BRONCO			
4.9L L6 4917cc 300 CID	1991	Sold in Canada; Sold in United States	USEP2059MN
5.0L V8 302 CID	1987	F; VIN N	USEP2141S
5.0L V8 302 CID	1990-1996		USEP2059MN
5.8L V8 5752cc 351 CID	1990-1996		USEP2059MN
BRONCO (MEX)			
2.9L V6 2901cc	1997		USEP2059MN
BRONCO II			
2.9L V6 177 CID	1986-1988		USEP2097S
2.9L V6 177 CID	1989-1990		USEP2059MN
CONTOUR			
2.0L L4 1989cc 121 CID	1995	GL Sport; LX Sport; VIN 3	USEP2117S
2.0L L4 1989cc 121 CID	1996	BI-FUEL; GL; Sport; LX; VIN 3	USEP2117S
2.0L L4 1989cc 121 CID	1998	Base; BI-FUEL; GL; Exc.Fuel Tank Concern (From 02/09/98)	USEP2227S
2.0L L4 1989cc 121 CID	1998	Base; BI-FUEL; GL; Exc.Fuel Tank Concern (To 02/09/98)	USEP2188S
2.0L L4 1989cc 121 CID	1998	BI-FUEL; LX; From 02/09/98	USEP2227S
2.0L L4 1989cc 121 CID	1998	BI-FUEL; LX; SE; To 02/09/98	USEP2188S
2.0L L4 1989cc 121 CID	1998	GL; LX; VIN 3; Exc.Fuel Tank Concern (To 02/09/98)	USEP2188S
2.5L V6 2450cc 155 CID	1995	GL Sport; LX Sport; SE; VIN L	USEP2117S
2.5L V6 2450cc 155 CID	1996	GL; LX; SE; Sport; VIN L	USEP2117S
2.5L V6 2450cc 155 CID	1997	GL; LX; SE; Sport; VIN L; Exc.Fuel Tank Concern	USEP2188S
2.5L V6 2450cc 155 CID	1997	Sport; VIN L; Fuel Tank Concern	USEP2188S
2.5L V6 2540cc 155 CID	1997	Sold in Mexico	USEP2188S
COUGAR (MEX)			
4.9L V8 4900cc	1994		USEP2098S
COURIER (MEX)			
1.6L L4 1596cc 97 CID	2007-2009		USEP12211M
CROWN VICTORIA			
4.6L V8 4601cc 281 CID	1992	Base, LX, S, Touring Sedan	USEP2121H
4.6L V8 4601cc 281 CID	1993-1994	Base, LX, Police Interceptor, S	USEP2122H
4.6L V8 4601cc 281 CID	2001-2002	VIN W, Primary	USEP2382S
4.6L V8 4601cc 281 CID	2003	VIN W	USEP2336S
4.6L V8 4601cc 281 CID	2005	VIN W	USEP2449S
4.6L V8 4601cc 281 CID	2006-2008	Base; LX; Police Interceptor; VIN W	USEP2449S
4.6L V8 4601cc 281 CID	2006	LX Sport; VIN W	USEP2449S
4.6L V8 4601cc 281 CID	2008	FLEX; Police Interceptor; VIN V	USEP2449S

Engine	Years	Application Description	USMW
E-150			
4.6L V8 4601cc 281 CID	2006	Base; Chateau; XL, XLT, (w/Secondary Fuel Ports); Midship Fuel Tank	USEP2364S
4.6L V8 4601cc 281 CID	2006	Base; Chateau; XL, XLT; (wo/Secondary Fuel Ports); Midship Fuel Tank	USEP2365S
4.6L V8 4601cc 281 CID	2006	Base; Chateau; XL, XLT; Aft Axle Fuel Tank	USEP2437S
4.6L V8 4601cc 281 CID	2007-2008	Base; XL, XLT, (Secondary Fuel Ports)	USEP2364S
4.6L V8 4601cc 281 CID	2007-2008	Base; XL, XLT; (Exc.Secondary Fuel Ports)	USEP2365S
4.6L V8 4601cc 281 CID	2007	Chateau; VIN W; (Exc.Secondary Fuel Ports)	USEP2365S
4.6L V8 4601cc 281 CID	2007	Chateau; VIN W; (Secondary Fuel Ports)	USEP2364S
5.4L V8 5408cc 330 CID	2006-2007	Chateau; VIN L; Exc.Extended Range Fuel Tank (Aft Axle Fuel Tank)	USEP2437S
5.4L V8 5408cc 330 CID	2006-2007	Chateau; VIN L; Extended Range Fuel Tank	USEP2437S
5.4L V8 5408cc 330 CID	2006-2008	Base; VIN L; Exc.Extended Range Fuel Tank (Aft Axle Fuel Tank)	USEP2437S
5.4L V8 5408cc 330 CID	2006-2008	Base; VIN L; Extended Range Fuel Tank	USEP2437S
5.4L V8 5408cc 330 CID	2006-2008	VIN L; XL; Exc.Extended Range Fuel Tank (Aft Axle Fuel Tank)	USEP2437S
5.4L V8 5408cc 330 CID	2006-2008	VIN L; XLT; Exc.Extended Range Fuel Tank (Aft Axle Fuel Tank)	USEP2437S
5.4L V8 5408cc 330 CID	2006-2008	VIN L; XLT; Extended Range Fuel Tank	USEP2437S
5.4L V8 5408cc 330 CID	2006	Base; Chateau; XL, XLT, (w/Secondary Fuel Ports); Exc.Extended Range Fuel Tank (Midship Fuel Tank)	USEP2364S
5.4L V8 5408cc 330 CID	2006	Base; Chateau; XL, XLT; (wo/Secondary Fuel Ports); Exc.Extended Range Fuel Tank (Midship Fuel Tank)	USEP2365S
5.4L V8 5408cc 330 CID	2007-2008	Base; XL, XLT, (Secondary Fuel Ports); Exc.Extended Range Fuel Tank (Midship Fuel Tank)	USEP2364S
5.4L V8 5408cc 330 CID	2007-2008	Base; XL, XLT; (Exc.Secondary Fuel Ports); Exc.Extended Range Fuel Tank (Midship Fuel Tank)	USEP2365S
5.4L V8 5408cc 330 CID	2007	Chateau; VIN L, Chateau; VIN L; (Secondary Fuel Ports); Exc.Extended Range Fuel Tank (Midship Fuel Tank)	USEP2364S
5.4L V8 5408cc 330 CID	2007	Chateau; VIN L; (Exc.Secondary Fuel Ports); Exc.Extended Range Fuel Tank (Midship Fuel Tank)	USEP2365S
E-150 CLUB WAGON			
4.2L V6 256 CID	2003	VIN 2; (2 Tube Ports); Midship Fuel Tank	USEP2241S
4.2L V6 256 CID	2003	VIN 2; (3 Tube Ports); Midship Fuel Tank	USEP2341S
4.6L V8 4601cc 281 CID	2003	VIN W; (2 Tube Ports); Midship Fuel Tank	USEP2241S
4.6L V8 4601cc 281 CID	2003	VIN W; (3 Tube Ports); Midship Fuel Tank	USEP2341S
4.6L V8 4601cc 281 CID	2004-2005	VIN W, (w/Secondary Fuel Ports); Midship Fuel Tank (35 Gallon Fuel Tank)	USEP2364S
4.6L V8 4601cc 281 CID	2004-2005	VIN W; Aft Axle Fuel Tank	USEP2437S
5.4L V8 5408cc 330 CID	2004	VIN L; (w/Secondary Fuel Ports); Midship Fuel Tank (35 Gallon Fuel Tank)	USEP2364S
5.4L V8 5408cc 330 CID	2004	VIN L; Aft Axle Fuel Tank	USEP2437S
5.4L V8 5408cc 330 CID	2005	VIN L; (w/Secondary Fuel Ports); Exc.Extended Range Fuel Tank (Midship Fuel Tank) (35 Gallon Fuel Tank)	USEP2364S
5.4L V8 5408cc 330 CID	2005	VIN L; Exc.Extended Range Fuel Tank (Aft Axle Fuel Tank)	USEP2437S
5.4L V8 5408cc 330 CID	2005	VIN L; Extended Range Fuel Tank	USEP2437S
E-150 ECONOLINE			
4.2L V6 256 CID	1997	VIN 2; (2 Tube Ports); Midship Fuel Tank	USEP2209S
4.2L V6 256 CID	1997	VIN 2; (3 Tube Ports); Aft Axle Fuel Tank	USEP2209S
4.2L V6 256 CID	1997	VIN 2; (3 Tube Ports); Midship Fuel Tank	USEP2209S
4.6L V8 4601cc 281 CID	1997	VIN 6; (2 Tube Ports); Midship Fuel Tank	USEP2209S
4.6L V8 4601cc 281 CID	1997	VIN 6; (3 Tube Ports); Aft Axle Fuel Tank	USEP2209S



FUEL PUMP MODULE APPLICATION GUIDE

USMW
Professional Series

Engine	Years	Application Description	USMW
FORD (CONT.)			
E-150 ECONOLINE (CONT.)			
4.6L V8 4601cc 281 CID	1997	VIN 6; (3 Tube Ports); Midship Fuel Tank	USEP2209S
4.6L V8 4601cc 281 CID	1999	Base; VIN 6, VIN 6; (2 Tube Ports)	USEP2241S
5.0L V8 302 CID	1986-1987	F; FI; VIN N; Midship Fuel Tank	USEP2133S
5.0L V8 302 CID	1986-1987	F; VIN N; Aft Axle Fuel Tank	USEP2135S
5.0L V8 302 CID	1988-1989	VIN N; w/ 124.0 In. Wheelbase; 18 Gallon Fuel Tank	USEP2133S
5.0L V8 302 CID	1988-1989	VIN N; w/ 138.0 In. Wheelbase; 20 Gallon Fuel Tank (22 Gallon Fuel Tank)	USEP2135S
5.0L V8 302 CID	1988	VIN N; w/ 138.0 In. Wheelbase; w/ 138.0 In. Wheelbase; 16 Gallon Fuel Tank	USEP2133S
5.0L V8 302 CID	1990-1991	VIN N; w/ 138.0 In. Wheelbase; w/ 138.0 In. Wheelbase; 16 Gallon Midship Fuel Tank	USEP2147S
5.0L V8 302 CID	1990	VIN N; 20 Gallon Aft Axle Fuel Tank (22 Gallon Aft Axle Fuel Tank) (From 05/23/90)	USEP2147S
5.0L V8 302 CID	1990	VIN N; 20 Gallon Aft Axle Fuel Tank (22 Gallon Aft Axle Fuel Tank) (To 05/22/90)	USEP2135S
5.0L V8 302 CID	1990	VIN N; w/ 124.0 In. Wheelbase; w/ 124.0 In. Wheelbase; 18 Gallon Midship Fuel Tank	USEP2133S
5.0L V8 302 CID	1991	VIN N; 20 Gallon Aft Axle Fuel Tank (22 Gallon Aft Axle Fuel Tank)	USEP2147S
5.0L V8 302 CID	1992-1996	VIN N; Aft Axle Fuel Tank	USEP2282M
5.0L V8 302 CID	1992-1996	VIN N; Midship Fuel Tank	USEP2220M
5.4L V8 5408cc 330 CID	1997	VIN L; (2 Tube Ports); Midship Fuel Tank	USEP2206S
5.4L V8 5408cc 330 CID	1997	VIN L; (3 Tube Ports); Aft Axle Fuel Tank	USEP2224S
5.4L V8 5408cc 330 CID	1997	VIN L; (3 Tube Ports); Midship Fuel Tank	USEP2223S
5.4L V8 5408cc 330 CID	1998	BI-FUEL; VIN L; (2 Tube Ports); Midship Fuel Tank	USEP2206S
5.4L V8 5408cc 330 CID	1998	BI-FUEL; VIN L; (3 Tube Ports); Aft Axle Fuel Tank	USEP2224S
5.4L V8 5408cc 330 CID	1998	BI-FUEL; VIN L; (3 Tube Ports); Midship Fuel Tank	USEP2223S
5.8L V8 5752cc 351 CID	1988-1989	VIN H; w/ 124.0 In. Wheelbase; 18 Gallon Fuel Tank	USEP2133S
5.8L V8 5752cc 351 CID	1988-1989	VIN H; w/ 138.0 In. Wheelbase; 20 Gallon Fuel Tank (22 Gallon Fuel Tank)	USEP2135S
5.8L V8 5752cc 351 CID	1988	VIN H; w/ 138.0 In. Wheelbase; 16 Gallon Fuel Tank	USEP2133S
5.8L V8 5752cc 351 CID	1990-1991	VIN H; w/ 138.0 In. Wheelbase; 16 Gallon Midship Fuel Tank	USEP2147S
5.8L V8 5752cc 351 CID	1990	VIN H; 20 Gallon Aft Axle Fuel Tank (22 Gallon Aft Axle Fuel Tank) (From 05/23/90)	USEP2147S
5.8L V8 5752cc 351 CID	1990	VIN H; 20 Gallon Aft Axle Fuel Tank (22 Gallon Aft Axle Fuel Tank) (To 05/22/90)	USEP2135S
5.8L V8 5752cc 351 CID	1990	VIN H; w/ 124.0 In. Wheelbase; w/ 124.0 In. Wheelbase; 18 Gallon Midship Fuel Tank	USEP2133S
5.8L V8 5752cc 351 CID	1991	VIN H; 20 Gallon Aft Axle Fuel Tank (22 Gallon Aft Axle Fuel Tank)	USEP2147S
5.8L V8 5752cc 351 CID	1992-1996	VIN H; Aft Axle Fuel Tank	USEP2282M
5.8L V8 5752cc 351 CID	1992-1996	VIN H; Midship Fuel Tank	USEP2220M
E-150 ECONOLINE CLUB WAGON			
4.2L V6 256 CID	1997	VIN 2; (2 Tube Ports); Midship Fuel Tank	USEP2209S
4.2L V6 256 CID	1997	VIN 2; (3 Tube Ports); Aft Axle Fuel Tank	USEP2209S
4.2L V6 256 CID	1997	VIN 2; (3 Tube Ports); Midship Fuel Tank	USEP2209S
4.2L V6 256 CID	1999-2002	VIN 2; (2 Tube Ports)	USEP2241S
4.6L V8 4601cc 281 CID	1997	VIN 6; (2 Tube Ports); Midship Fuel Tank	USEP2209S
4.6L V8 4601cc 281 CID	1997	VIN 6; (3 Tube Ports); Aft Axle Fuel Tank	USEP2209S
4.6L V8 4601cc 281 CID	1997	VIN 6; (3 Tube Ports); Midship Fuel Tank	USEP2209S
4.6L V8 4601cc 281 CID	1999-2002	VIN W, (2 Tube Ports)	USEP2241S

Engine	Years	Application Description	USMW
4.9L L6 4917cc 300 CID	1990	Sold in Canada; Sold in United States; 20 Gallon Aft Axle Fuel Tank (22 Gallon Aft Axle Fuel Tank) (From 05/23/90)	USEP2147S
5.0L V8 302 CID	1986-1987	F; FI; VIN N; Midship Fuel Tank	USEP2133S
5.0L V8 302 CID	1986-1987	F; VIN N; Aft Axle Fuel Tank	USEP2135S
5.0L V8 302 CID	1988-1989	VIN N; 20 Gallon Fuel Tank (22 Gallon Fuel Tank)	USEP2135S
5.0L V8 302 CID	1988	VIN N; 16 Gallon Fuel Tank	USEP2133S
5.0L V8 302 CID	1990-1991	VIN N; 20 Gallon Aft Axle Fuel Tank (22 Gallon Aft Axle Fuel Tank)	USEP2147S
5.0L V8 302 CID	1990	VIN N; 16 Gallon Midship Fuel Tank	USEP2147S
5.0L V8 302 CID	1990	VIN N; 20 Gallon Aft Axle Fuel Tank (22 Gallon Aft Axle Fuel Tank) (To 05/22/90)	USEP2135S
5.0L V8 302 CID	1991	VIN N; w/ 138.0 In. Wheelbase; 16 Gallon Midship Fuel Tank	USEP2147S
5.0L V8 302 CID	1992-1996	VIN N; Aft Axle Fuel Tank	USEP2282M
5.0L V8 302 CID	1992-1996	VIN N; Midship Fuel Tank	USEP2220M
5.4L V8 5408cc 330 CID	1997-1999	VIN L; (2 Tube Ports); Midship Fuel Tank	USEP2206S
5.4L V8 5408cc 330 CID	1997-1999	VIN L; (3 Tube Ports); Midship Fuel Tank	USEP2223S
5.4L V8 5408cc 330 CID	1997	VIN L; (3 Tube Ports); Aft Axle Fuel Tank	USEP2224S
5.4L V8 5408cc 330 CID	1998	BI-FUEL; VIN L; (2 Tube Ports); Midship Fuel Tank	USEP2206S
5.4L V8 5408cc 330 CID	1998	BI-FUEL; VIN L; (3 Tube Ports); Aft Axle Fuel Tank	USEP2224S
5.4L V8 5408cc 330 CID	1998	BI-FUEL; VIN L; (3 Tube Ports); Midship Fuel Tank	USEP2223S
5.4L V8 5408cc 330 CID	2000-2002	VIN L; (3 Tube Ports); Aft Axle Fuel Tank	USEP2286S
5.4L V8 5408cc 330 CID	2000-2002	VIN L; (3 Tube Ports); Midship Fuel Tank	USEP2286S
5.4L V8 5408cc 330 CID	2001-2002	VIN L; (2 Tube Ports); Midship Fuel Tank	USEP2286S
5.8L V8 5752cc 351 CID	1988-1989	VIN H; 20 Gallon Fuel Tank (22 Gallon Fuel Tank)	USEP2135S
5.8L V8 5752cc 351 CID	1988	VIN H; 16 Gallon Fuel Tank	USEP2133S
5.8L V8 5752cc 351 CID	1990-1991	VIN H; 20 Gallon Aft Axle Fuel Tank (22 Gallon Aft Axle Fuel Tank)	USEP2147S
5.8L V8 5752cc 351 CID	1990	VIN H; 16 Gallon Midship Fuel Tank	USEP2147S
5.8L V8 5752cc 351 CID	1990	VIN H; 20 Gallon Aft Axle Fuel Tank (22 Gallon Aft Axle Fuel Tank) (To 05/22/90)	USEP2135S
5.8L V8 5752cc 351 CID	1991	VIN H; w/ 138.0 In. Wheelbase; 16 Gallon Midship Fuel Tank	USEP2147S
5.8L V8 5752cc 351 CID	1992-1996	VIN H; Aft Axle Fuel Tank	USEP2282M
5.8L V8 5752cc 351 CID	1992-1996	VIN H; Midship Fuel Tank	USEP2220M
E-250			
4.2L V6 256 CID	2003	VIN 2; (2 Tube Ports); Midship Fuel Tank	USEP2241S
4.2L V6 256 CID	2003	VIN 2; (3 Tube Ports); Midship Fuel Tank	USEP2341S
4.6L V8 4601cc 281 CID	2003	VIN W; (2 Tube Ports); Midship Fuel Tank	USEP2241S
4.6L V8 4601cc 281 CID	2003	VIN W; (3 Tube Ports); Midship Fuel Tank	USEP2341S
4.6L V8 4601cc 281 CID	2004-2006	VIN W; Aft Axle Fuel Tank	USEP2437S
4.6L V8 4601cc 281 CID	2004	VIN W; (w/Secondary Fuel Ports); Midship Fuel Tank (35 Gallon Fuel Tank)	USEP2364S
4.6L V8 4601cc 281 CID	2005	VIN W; (w/Secondary Fuel Ports); Midship Fuel Tank	USEP2364S
4.6L V8 4601cc 281 CID	2005	VIN W; (wo/Secondary Fuel Ports); Midship Fuel Tank (From 01/10/05)	USEP2365S
4.6L V8 4601cc 281 CID	2006	VIN W, (w/Secondary Fuel Ports); Midship Fuel Tank	USEP2364S
4.6L V8 4601cc 281 CID	2006	VIN W; (wo/Secondary Fuel Ports); Midship Fuel Tank	USEP2365S
4.6L V8 4601cc 281 CID	2007-2008	VIN W, (Secondary Fuel Ports)	USEP2364S
4.6L V8 4601cc 281 CID	2007-2008	VIN W; (Exc.Secondary Fuel Ports)	USEP2365S
5.4L V8 5408cc 330 CID	2006-2008	VIN L; Exc.Extended Range Fuel Tank (Aft Axle Fuel Tank)	USEP2437S
5.4L V8 5408cc 330 CID	2006-2008	VIN L; Extended Range Fuel Tank	USEP2437S
5.4L V8 5408cc 330 CID	2006	VIN L; (w/Secondary Fuel Ports); Exc.Extended Range Fuel Tank (Midship Fuel Tank)	USEP2364S
5.4L V8 5408cc 330 CID	2006	VIN L; (wo/Secondary Fuel Ports); Exc.Extended Range Fuel Tank (Midship Fuel Tank)	USEP2365S

Engine	Years	Application Description	USMW
FORD (CONT.)			
E-250 (CONT.)			
5.4L V8 5408cc 330 CID	2007-2008	VIN L; (Exc.Secondary Fuel Ports); Exc.Extended Range Fuel Tank (Midship Fuel Tank)	USEP2365S
5.4L V8 5408cc 330 CID	2007-2008	VIN L; (Secondary Fuel Ports); Exc.Extended Range Fuel Tank (Midship Fuel Tank)	USEP2364S
E-250 ECONOLINE			
4.2L V6 256 CID	1997	VIN 2; (2 Tube Ports)(Incl.Sender); Commercial chassis	USEP2213S
4.2L V6 256 CID	1997	VIN 2; (2 Tube Ports); Exc.Commercial Chassis	USEP2213S
4.2L V6 256 CID	1997	VIN 2; (3 Tube Ports); Commercial chassis	USEP2210S
4.2L V6 256 CID	1997	VIN 2; (3 Tube Ports); Exc.Commercial Chassis	USEP2210S
4.2L V6 256 CID	1999-2002	VIN 2, (3 Tube Ports); Aft Axle Fuel Tank	USEP2239S
4.2L V6 256 CID	1999-2002	VIN 2; (2 Tube Ports); Midship Fuel Tank	USEP2241S
5.0L V8 302 CID	1986-1987	FJ; FJ; VIN N; Midship Fuel Tank	USEP2133S
5.0L V8 302 CID	1986-1987	FJ; VIN N; Aft Axle Fuel Tank	USEP2135S
5.0L V8 302 CID	1988-1989	VIN N; 20 Gallon Fuel Tank (22 Gallon Fuel Tank)	USEP2135S
5.0L V8 302 CID	1988	VIN N; 16 Gallon Fuel Tank	USEP2133S
5.0L V8 302 CID	1990	VIN N; 16 Gallon Midship Fuel Tank	USEP2147S
5.0L V8 302 CID	1990	VIN N; 20 Gallon Aft Axle Fuel Tank (22 Gallon Aft Axle Fuel Tank) (From 05/23/90)	USEP2147S
5.0L V8 302 CID	1990	VIN N; 20 Gallon Aft Axle Fuel Tank (22 Gallon Aft Axle Fuel Tank) (To 05/22/90)	USEP2135S
5.0L V8 302 CID	1991	VIN N; 20 Gallon Aft Axle Fuel Tank (22 Gallon Aft Axle Fuel Tank)	USEP2147S
5.0L V8 302 CID	1991	VIN N; w/ 138.0 In. Wheelbase; 16 Gallon Midship Fuel Tank	USEP2147S
5.4L V8 5408cc 330 CID	1997	VIN L; (2 Tube Ports); Midship Fuel Tank	USEP2206S
5.4L V8 5408cc 330 CID	1997	VIN L; (3 Tube Ports); Aft Axle Fuel Tank	USEP2224S
5.4L V8 5408cc 330 CID	1997	VIN L; (3 Tube Ports); Midship Fuel Tank	USEP2223S
5.4L V8 5408cc 330 CID	1998-1999	BI-FUEL; VIN L; (2 Tube Ports); Midship Fuel Tank	USEP2206S
5.4L V8 5408cc 330 CID	1998-1999	BI-FUEL; VIN L; (3 Tube Ports); Aft Axle Fuel Tank	USEP2224S
5.4L V8 5408cc 330 CID	1998-1999	BI-FUEL; VIN L; (3 Tube Ports); Midship Fuel Tank	USEP2223S
5.4L V8 5408cc 330 CID	2000-2002	VIN L; (2 Tube Ports); Midship Fuel Tank	USEP2286S
5.4L V8 5408cc 330 CID	2000-2002	VIN L; (3 Tube Ports); Aft Axle Fuel Tank	USEP2286S
5.4L V8 5408cc 330 CID	2000-2002	VIN L; (3 Tube Ports); Midship Fuel Tank	USEP2286S
5.8L V8 5752cc 351 CID	1988-1989	VIN H; 20 Gallon Fuel Tank (22 Gallon Fuel Tank)	USEP2135S
5.8L V8 5752cc 351 CID	1988	VIN H; 16 Gallon Fuel Tank	USEP2133S
5.8L V8 5752cc 351 CID	1990-1991	VIN H; 20 Gallon Aft Axle Fuel Tank (22 Gallon Aft Axle Fuel Tank)	USEP2147S
5.8L V8 5752cc 351 CID	1990	VIN H; 16 Gallon Midship Fuel Tank	USEP2147S
5.8L V8 5752cc 351 CID	1990	VIN H; 20 Gallon Aft Axle Fuel Tank (22 Gallon Aft Axle Fuel Tank) (To 05/22/90)	USEP2135S
5.8L V8 5752cc 351 CID	1991	VIN H; w/ 138.0 In. Wheelbase; 16 Gallon Midship Fuel Tank	USEP2147S
5.8L V8 5752cc 351 CID	1992-1994	VIN H; Aft Axle Fuel Tank	USEP2282M
5.8L V8 5752cc 351 CID	1992-1996	VIN H; Midship Fuel Tank	USEP2220M
5.8L V8 5752cc 351 CID	1995-1996	GAS; VIN H; Aft Axle Fuel Tank	USEP2282M
E-250 ECONOLINE CLUB WAGON			
5.8L V8 5752cc 351 CID	1988-1989	VIN H; 20 Gallon Fuel Tank (22 Gallon Fuel Tank)	USEP2135S
5.8L V8 5752cc 351 CID	1988	VIN H; 16 Gallon Fuel Tank	USEP2133S
5.8L V8 5752cc 351 CID	1990-1991	VIN H; 20 Gallon Aft Axle Fuel Tank (22 Gallon Aft Axle Fuel Tank)	USEP2147S
5.8L V8 5752cc 351 CID	1990	VIN H; 16 Gallon Midship Fuel Tank	USEP2147S
5.8L V8 5752cc 351 CID	1990	VIN H; 20 Gallon Aft Axle Fuel Tank (22 Gallon Aft Axle Fuel Tank) (To 05/22/90)	USEP2135S

Engine	Years	Application Description	USMW
5.8L V8 5752cc 351 CID	1991	VIN H; w/ 138.0 In. Wheelbase; 16 Gallon Midship Fuel Tank	USEP2147S
7.5L V8 7538cc 460 CID	1986-1987	CARB; VIN L, CARB; VIN L; Midship Fuel Tank	USEP2133S
7.5L V8 7538cc 460 CID	1986-1987	CARB; VIN L; Aft Axle Fuel Tank	USEP2135S
7.5L V8 7538cc 460 CID	1988-1989	VIN G; 20 Gallon Fuel Tank (22 Gallon Fuel Tank)	USEP2135S
7.5L V8 7538cc 460 CID	1988	VIN G; 16 Gallon Fuel Tank	USEP2133S
7.5L V8 7538cc 460 CID	1990	VIN G; 16 Gallon Midship Fuel Tank	USEP2147S
7.5L V8 7538cc 460 CID	1990	VIN G; 20 Gallon Aft Axle Fuel Tank (22 Gallon Aft Axle Fuel Tank) (From 05/22/90)	USEP2147S
7.5L V8 7538cc 460 CID	1990	VIN G; 20 Gallon Aft Axle Fuel Tank (22 Gallon Aft Axle Fuel Tank) (To 05/22/90)	USEP2135S
7.5L V8 7538cc 460 CID	1991	VIN G; 20 Gallon Aft Axle Fuel Tank (22 Gallon Aft Axle Fuel Tank)	USEP2147S
7.5L V8 7538cc 460 CID	1991	VIN G; w/ 138.0 In. Wheelbase; 16 Gallon Midship Fuel Tank	USEP2147S
E-350 ECONOLINE			
5.4L V8 5408cc 330 CID	1997-1998	Naturally Aspirated; VIN L; (2 Tube Ports); Midship Fuel Tank	USEP2206S
5.4L V8 5408cc 330 CID	1997-1998	Naturally Aspirated; VIN L; (3 Tube Ports); Aft Axle Fuel Tank	USEP2224S
5.4L V8 5408cc 330 CID	1997-1998	Naturally Aspirated; VIN L; (3 Tube Ports); Midship Fuel Tank	USEP2223S
5.4L V8 5408cc 330 CID	1998	BI-FUEL; (2 Tube Ports); Midship Fuel Tank	USEP2206S
5.4L V8 5408cc 330 CID	1998	BI-FUEL; (3 Tube Ports); Aft Axle Fuel Tank	USEP2224S
5.4L V8 5408cc 330 CID	1998	BI-FUEL; (3 Tube Ports); Midship Fuel Tank	USEP2223S
5.8L V8 5752cc 351 CID	1988	VIN H; 16 Gallon Fuel Tank	USEP2133S
5.8L V8 5752cc 351 CID	1988	VIN H; 20 Gallon Fuel Tank (22 Gallon Fuel Tank)	USEP2135S
5.8L V8 5752cc 351 CID	1990-1991	VIN H; w/ 138.0 In. Wheelbase; w/ 138.0 In. Wheelbase; 16 Gallon Midship Fuel Tank	USEP2147S
5.8L V8 5752cc 351 CID	1990	Cutaway Van; VIN H; 40 Gallon Fuel Tank	USEP2060S
5.8L V8 5752cc 351 CID	1990	Stripped Chassis; VIN H; 40 Gallon Fuel Tank (Incl. Commercial Chassis)	USEP2071S
5.8L V8 5752cc 351 CID	1990	VIN H; 20 Gallon Aft Axle Fuel Tank (22 Gallon Aft Axle Fuel Tank) (From 05/23/90)	USEP2147S
5.8L V8 5752cc 351 CID	1990	VIN H; 20 Gallon Aft Axle Fuel Tank (22 Gallon Aft Axle Fuel Tank) (To 05/22/90)	USEP2135S
5.8L V8 5752cc 351 CID	1991	Cutaway Van; VIN H; 40 Gallon Fuel Tank (From 06/91)	USEP2060S
5.8L V8 5752cc 351 CID	1991	Stripped Chassis; VIN H; 36 Gallon Fuel Tank (Incl. Commercial Chassis)	USEP2071S
5.8L V8 5752cc 351 CID	1991	VIN H; 20 Gallon Aft Axle Fuel Tank (22 Gallon Aft Axle Fuel Tank)	USEP2147S
5.8L V8 5752cc 351 CID	1992-1994	VIN H; Midship Fuel Tank	USEP2220M
5.8L V8 5752cc 351 CID	1992-1996	GAS; VIN H; Aft Axle Fuel Tank	USEP2282M
5.8L V8 5752cc 351 CID	1995-1996	Naturally Aspirated; VIN H; Midship Fuel Tank	USEP2220M
6.8L V10 6800cc 415 CID	1997-1998	Naturally Aspirated; VIN S; (2 Tube Ports); Midship Fuel Tank	USEP2206S
6.8L V10 6800cc 415 CID	1997-1998	Naturally Aspirated; VIN S; (3 Tube Ports); Aft Axle Fuel Tank	USEP2224S
6.8L V10 6800cc 415 CID	1997-1998	Naturally Aspirated; VIN S; (3 Tube Ports); Midship Fuel Tank	USEP2223S
7.5L V8 7538cc 460 CID	1986-1987	CARB; VIN L, CARB; VIN L; Midship Fuel Tank	USEP2133S
7.5L V8 7538cc 460 CID	1986-1987	Cutaway Van; Extended Cargo Van; Extended Passenger Van; Standard Cargo Van; Standard Passenger Van; Stripped Chassis; VIN L; Aft Axle Fuel Tank	USEP2135S



FUEL PUMP MODULE APPLICATION GUIDE

USMW
Professional Series

Engine	Years	Application Description	USMW
FORD (CONT.)			
E-350 ECONOLINE (CONT.)			
7.5L V8 7538cc 460 CID	1987	Cutaway Van; Extended Cargo Van; Extended Passenger Van; Standard Cargo Van; Standard Passenger Van; Stripped Chassis; VIN G; Aft Axle Fuel Tank	USEP2135S
7.5L V8 7538cc 460 CID	1987	F; VIN G; Midship Fuel Tank	USEP2133S
7.5L V8 7538cc 460 CID	1988	VIN G; 16 Gallon Fuel Tank	USEP2133S
7.5L V8 7538cc 460 CID	1988	VIN G; 20 Gallon Fuel Tank (22 Gallon Fuel Tank)	USEP2135S
7.5L V8 7538cc 460 CID	1990-1991	VIN G; w/ 138.0 In. Wheelbase; w/ 138.0 In. Wheelbase; 16 Gallon Midship Fuel Tank	USEP2147S
7.5L V8 7538cc 460 CID	1990	Cutaway Van; VIN G; 40 Gallon Fuel Tank	USEP2060S
7.5L V8 7538cc 460 CID	1990	Stripped Chassis; VIN G; 40 Gallon Fuel Tank (Incl. Commercial Chassis)	USEP2071S
7.5L V8 7538cc 460 CID	1990	VIN G; 20 Gallon Aft Axle Fuel Tank (22 Gallon Aft Axle Fuel Tank) (From 05/22/90)	USEP2147S
7.5L V8 7538cc 460 CID	1990	VIN G; 20 Gallon Aft Axle Fuel Tank (22 Gallon Aft Axle Fuel Tank) (To 05/22/90)	USEP2135S
7.5L V8 7538cc 460 CID	1991	Cutaway Van; VIN G; 40 Gallon Fuel Tank (From 06/91)	USEP2060S
7.5L V8 7538cc 460 CID	1991	Stripped Chassis; VIN G; 36 Gallon Fuel Tank (Incl. Commercial Chassis)	USEP2071S
7.5L V8 7538cc 460 CID	1991	VIN G; 20 Gallon Aft Axle Fuel Tank (22 Gallon Aft Axle Fuel Tank)	USEP2147S
7.5L V8 7538cc 460 CID	1992-1994	VIN G; Midship Fuel Tank	USEP2220M
7.5L V8 7538cc 460 CID	1992-1996	GAS; VIN G; Aft Axle Fuel Tank	USEP2282M
7.5L V8 7538cc 460 CID	1995-1996	Naturally Aspirated; VIN G; Midship Fuel Tank	USEP2220M
E-350 ECONOLINE CLUB WAGON			
5.4L V8 5408cc 330 CID	1997-1998	Naturally Aspirated; VIN L; XLT; (2 Tube Ports); Midship Fuel Tank	USEP2206S
5.4L V8 5408cc 330 CID	1997-1998	Naturally Aspirated; VIN L; XLT; (3 Tube Ports); Aft Axle Fuel Tank	USEP2224S
5.4L V8 5408cc 330 CID	1997-1998	Naturally Aspirated; VIN L; XLT; (3 Tube Ports); Midship Fuel Tank	USEP2223S
5.4L V8 5408cc 330 CID	1997	Naturally Aspirated; VIN L; XL HD; (2 Tube Ports); Midship Fuel Tank	USEP2206S
5.4L V8 5408cc 330 CID	1997	Naturally Aspirated; VIN L; XL HD; (3 Tube Ports); Aft Axle Fuel Tank	USEP2224S
5.4L V8 5408cc 330 CID	1997	Naturally Aspirated; VIN L; XL HD; (3 Tube Ports); Midship Fuel Tank	USEP2223S
5.4L V8 5408cc 330 CID	1998	BI-FUEL; XLT; VIN L; XLT HD; (2 Tube Ports); Midship Fuel Tank	USEP2206S
5.4L V8 5408cc 330 CID	1998	BI-FUEL; XLT; VIN L; XLT HD; (3 Tube Ports); Aft Axle Fuel Tank	USEP2224S
5.4L V8 5408cc 330 CID	1998	BI-FUEL; XLT; VIN L; XLT HD; (3 Tube Ports); Midship Fuel Tank	USEP2223S
5.4L V8 5408cc 330 CID	1999	BI-FUEL; VIN L; (2 Tube Ports); Midship Fuel Tank	USEP2206S
5.4L V8 5408cc 330 CID	1999	BI-FUEL; VIN L; (3 Tube Ports); Aft Axle Fuel Tank	USEP2224S
5.4L V8 5408cc 330 CID	1999	BI-FUEL; VIN L; (3 Tube Ports); Midship Fuel Tank	USEP2223S
5.4L V8 5408cc 330 CID	2000-2002	Naturally Aspirated; VIN L; (2 Tube Ports); Midship Fuel Tank	USEP2286S
5.4L V8 5408cc 330 CID	2000-2002	Naturally Aspirated; VIN L; (3 Tube Ports); Aft Axle Fuel Tank	USEP2286S
5.4L V8 5408cc 330 CID	2000-2002	Naturally Aspirated; VIN L; (3 Tube Ports); Midship Fuel Tank	USEP2286S
5.8L V8 5752cc 351 CID	1988	VIN H; 16 Gallon Fuel Tank	USEP2133S

Engine	Years	Application Description	USMW
5.8L V8 5752cc 351 CID	1988	VIN H; 20 Gallon Fuel Tank (22 Gallon Fuel Tank)	USEP2135S
5.8L V8 5752cc 351 CID	1990-1991	VIN H; 20 Gallon Aft Axle Fuel Tank (22 Gallon Aft Axle Fuel Tank)	USEP2147S
5.8L V8 5752cc 351 CID	1990	VIN H; 16 Gallon Midship Fuel Tank	USEP2147S
5.8L V8 5752cc 351 CID	1990	VIN H; 20 Gallon Aft Axle Fuel Tank (22 Gallon Aft Axle Fuel Tank) (To 05/22/90)	USEP2135S
5.8L V8 5752cc 351 CID	1991	VIN H; w/ 138.0 In. Wheelbase; 16 Gallon Midship Fuel Tank	USEP2147S
5.8L V8 5752cc 351 CID	1992-1994	VIN H; XLT, XLT HD; Midship Fuel Tank	USEP2220M
5.8L V8 5752cc 351 CID	1992-1996	GAS; VIN H; XLT HD; Aft Axle Fuel Tank	USEP2282M
5.8L V8 5752cc 351 CID	1992-1996	GAS; VIN H; XLT; Aft Axle Fuel Tank	USEP2282M
5.8L V8 5752cc 351 CID	1995-1996	Naturally Aspirated; VIN H; XLT; XLT HD; Midship Fuel Tank	USEP2220M
6.8L V10 6800cc 415 CID	1997-1998	Naturally Aspirated; VIN S; XLT; (2 Tube Ports); Midship Fuel Tank	USEP2206S
6.8L V10 6800cc 415 CID	1997-1998	Naturally Aspirated; VIN S; XLT; (3 Tube Ports); Aft Axle Fuel Tank	USEP2224S
6.8L V10 6800cc 415 CID	1997-1998	Naturally Aspirated; VIN S; XLT; (3 Tube Ports); Midship Fuel Tank	USEP2223S
6.8L V10 6800cc 415 CID	1997	Naturally Aspirated; VIN S; XL HD; (2 Tube Ports); Midship Fuel Tank	USEP2206S
6.8L V10 6800cc 415 CID	1997	Naturally Aspirated; VIN S; XL HD; (3 Tube Ports); Aft Axle Fuel Tank	USEP2224S
6.8L V10 6800cc 415 CID	1997	Naturally Aspirated; VIN S; XL HD; (3 Tube Ports); Midship Fuel Tank	USEP2223S
6.8L V10 6800cc 415 CID	1998	Naturally Aspirated; VIN S; XLT HD; (2 Tube Ports); Midship Fuel Tank	USEP2206S
6.8L V10 6800cc 415 CID	1998	Naturally Aspirated; VIN S; XLT HD; (3 Tube Ports); Aft Axle Fuel Tank	USEP2224S
6.8L V10 6800cc 415 CID	1998	Naturally Aspirated; VIN S; XLT HD; (3 Tube Ports); Midship Fuel Tank	USEP2223S
6.8L V10 6800cc 415 CID	1999	Naturally Aspirated; VIN S; (2 Tube Ports); Midship Fuel Tank	USEP2206S
6.8L V10 6800cc 415 CID	1999	Naturally Aspirated; VIN S; (3 Tube Ports); Aft Axle Fuel Tank	USEP2224S
6.8L V10 6800cc 415 CID	1999	Naturally Aspirated; VIN S; (3 Tube Ports); Midship Fuel Tank	USEP2223S
6.8L V10 6800cc 415 CID	2000-2002	Naturally Aspirated; VIN S; (2 Tube Ports); Midship Fuel Tank	USEP2286S
6.8L V10 6800cc 415 CID	2000-2002	Naturally Aspirated; VIN S; (3 Tube Ports); Aft Axle Fuel Tank	USEP2286S
6.8L V10 6800cc 415 CID	2000-2002	Naturally Aspirated; VIN S; (3 Tube Ports); Midship Fuel Tank	USEP2286S
7.5L V8 7538cc 460 CID	1986-1987	CARB; VIN L; CARB; VIN L; Midship Fuel Tank	USEP2133S
7.5L V8 7538cc 460 CID	1986-1987	CARB; VIN L; Aft Axle Fuel Tank	USEP2135S
7.5L V8 7538cc 460 CID	1988	VIN G; 16 Gallon Fuel Tank	USEP2133S
7.5L V8 7538cc 460 CID	1988	VIN G; 20 Gallon Fuel Tank (22 Gallon Fuel Tank)	USEP2135S
7.5L V8 7538cc 460 CID	1990-1991	VIN G; 20 Gallon Aft Axle Fuel Tank (22 Gallon Aft Axle Fuel Tank)	USEP2147S
7.5L V8 7538cc 460 CID	1990	VIN G; 16 Gallon Midship Fuel Tank	USEP2147S
7.5L V8 7538cc 460 CID	1990	VIN G; 20 Gallon Aft Axle Fuel Tank (22 Gallon Aft Axle Fuel Tank) (To 05/22/90)	USEP2135S
7.5L V8 7538cc 460 CID	1991	VIN G; w/ 138.0 In. Wheelbase; 16 Gallon Midship Fuel Tank	USEP2147S
7.5L V8 7538cc 460 CID	1992-1994	VIN G; XLT, XLT HD; Midship Fuel Tank	USEP2220M
7.5L V8 7538cc 460 CID	1992-1996	GAS; VIN G; XLT HD; Aft Axle Fuel Tank	USEP2282M
7.5L V8 7538cc 460 CID	1992-1996	GAS; VIN G; XLT; Aft Axle Fuel Tank	USEP2282M
7.5L V8 7538cc 460 CID	1995-1996	Naturally Aspirated; VIN G; XLT, XLT HD; Midship Fuel Tank	USEP2220M
E-350 SUPER DUTY			
5.4L V8 5408cc 330 CID	2004	Naturally Aspirated; VIN L; (w/Secondary Fuel Ports); Midship Fuel Tank (35 Gallon Fuel Tank)	USEP2364S
5.4L V8 5408cc 330 CID	2004	Naturally Aspirated; VIN L; Aft Axle Fuel Tank	USEP2437S

Engine	Years	Application Description	USMW
FORD (CONT.)			
E-350 SUPER DUTY (CONT.)			
5.4L V8 5408cc 330 CID	2005	Naturally Aspirated; VIN L, (w/Secondary Fuel Ports); Exc.Extended Range Fuel Tank (Midship Fuel Tank) (35 Gallon Fuel Tank)	USEP2364S
5.4L V8 5408cc 330 CID	2005	Naturally Aspirated; VIN L; Exc.Extended Range Fuel Tank (Aft Axle Fuel Tank)	USEP2437S
5.4L V8 5408cc 330 CID	2005	Naturally Aspirated; VIN L; Extended Range Fuel Tank	USEP2437S
5.4L V8 5408cc 330 CID	2006-2008	Base; VIN L; Exc.Extended Range Fuel Tank (Aft Axle Fuel Tank)	USEP2437S
5.4L V8 5408cc 330 CID	2006-2008	Base; VIN L; Extended Range Fuel Tank	USEP2437S
5.4L V8 5408cc 330 CID	2006-2008	Naturally Aspirated; VIN L; XL; Exc.Extended Range Fuel Tank (Aft Axle Fuel Tank)	USEP2437S
5.4L V8 5408cc 330 CID	2006-2008	Naturally Aspirated; VIN L; XL; Extended Range Fuel Tank	USEP2437S
5.4L V8 5408cc 330 CID	2006-2008	Naturally Aspirated; VIN L; XLT; Exc.Extended Range Fuel Tank (Aft Axle Fuel Tank)	USEP2437S
5.4L V8 5408cc 330 CID	2006-2008	Naturally Aspirated; VIN L; XLT; Extended Range Fuel Tank	USEP2437S
5.4L V8 5408cc 330 CID	2006	Base; XL; XLT; (w/Secondary Fuel Ports); Exc.Extended Range Fuel Tank (Midship Fuel Tank)	USEP2364S
5.4L V8 5408cc 330 CID	2006	Base; XL; XLT; (wo/Secondary Fuel Ports); Exc.Extended Range Fuel Tank (Midship Fuel Tank)	USEP2365S
5.4L V8 5408cc 330 CID	2007-2008	Base; XL; XLT; (Exc.Secondary Fuel Ports); Exc.Extended Range Fuel Tank (Midship Fuel Tank)	USEP2365S
5.4L V8 5408cc 330 CID	2007-2008	Base; XL; XLT; (Secondary Fuel Ports); Exc.Extended Range Fuel Tank (Midship Fuel Tank)	USEP2364S
6.8L V10 6800cc 415 CID	2004-2005	Naturally Aspirated; (w/Secondary Fuel Ports); Midship Fuel Tank	USEP2364S
6.8L V10 6800cc 415 CID	2004-2005	Naturally Aspirated; VIN S; Aft Axle Fuel Tank	USEP2437S
6.8L V10 6800cc 415 CID	2006-2007	Base; XL; XLT; Aft Axle Fuel Tank	USEP2437S
6.8L V10 6800cc 415 CID	2006	Base; XL; XLT; (wo/Secondary Fuel Ports); Midship Fuel Tank	USEP2365S
6.8L V10 6800cc 415 CID	2006	Base; XL; XLT; VIN S; (w/Secondary Fuel Ports); Midship Fuel Tank	USEP2364S
6.8L V10 6800cc 415 CID	2007-2008	Base; Base; VIN S; (Secondary Fuel Ports); Midship Fuel Tank	USEP2364S
6.8L V10 6800cc 415 CID	2007-2008	Base; VIN S; (Exc.Secondary Fuel Ports); Midship Fuel Tank	USEP2365S
6.8L V10 6800cc 415 CID	2007	VIN S; XL; XLT; (Exc.Secondary Fuel Ports); Midship Fuel Tank	USEP2365S
6.8L V10 6800cc 415 CID	2007	VIN S; XL; XLT; (Secondary Fuel Ports); Midship Fuel Tank	USEP2364S
6.8L V10 6800cc 415 CID	2008	Base; VIN S; Aft Axle Fuel Tank	USEP2437S
E-450 SUPER DUTY			
5.4L V8 5408cc 330 CID	2004	Naturally Aspirated; VIN L, (w/Secondary Fuel Ports); Midship Fuel Tank (35 Gallon Fuel Tank)	USEP2364S
5.4L V8 5408cc 330 CID	2004	Naturally Aspirated; VIN L; Aft Axle Fuel Tank	USEP2437S
5.4L V8 5408cc 330 CID	2006-2007	Naturally Aspirated; VIN L; Exc.Extended Range Fuel Tank (Aft Axle Fuel Tank)	USEP2437S
5.4L V8 5408cc 330 CID	2006-2007	Naturally Aspirated; VIN L; Extended Range Fuel Tank	USEP2437S

Engine	Years	Application Description	USMW
5.4L V8 5408cc 330 CID	2006	Naturally Aspirated; VIN L, (w/Secondary Fuel Ports); Exc.Extended Range Fuel Tank (Midship Fuel Tank)	USEP2364S
5.4L V8 5408cc 330 CID	2006	Naturally Aspirated; VIN L; (wo/Secondary Fuel Ports); Exc.Extended Range Fuel Tank (Midship Fuel Tank)	USEP2365S
5.4L V8 5408cc 330 CID	2007	Naturally Aspirated; VIN L, (Secondary Fuel Ports); Exc.Extended Range Fuel Tank (Midship Fuel Tank)	USEP2364S
5.4L V8 5408cc 330 CID	2007	Naturally Aspirated; VIN L; (Exc.Secondary Fuel Ports); Exc.Extended Range Fuel Tank (Midship Fuel Tank)	USEP2365S
5.4L V8 5408cc 330 CID	2008	VIN L; (Exc.Secondary Fuel Ports); Exc.Extended Range Fuel Tank (Midship Fuel Tank)	USEP2365S
5.4L V8 5408cc 330 CID	2008	VIN L; (Secondary Fuel Ports); Exc.Extended Range Fuel Tank (Midship Fuel Tank)	USEP2364S
5.4L V8 5408cc 330 CID	2008	VIN L; Exc.Extended Range Fuel Tank (Aft Axle Fuel Tank)	USEP2437S
5.4L V8 5408cc 330 CID	2008	VIN L; Extended Range Fuel Tank	USEP2437S
6.8L V10 6800cc 415 CID	2004-2006	Naturally Aspirated; (w/Secondary Fuel Ports); Midship Fuel Tank	USEP2364S
6.8L V10 6800cc 415 CID	2004-2007	Naturally Aspirated; VIN S; Aft Axle Fuel Tank	USEP2437S
6.8L V10 6800cc 415 CID	2006	Naturally Aspirated; VIN S; (wo/Secondary Fuel Ports); Midship Fuel Tank	USEP2365S
6.8L V10 6800cc 415 CID	2007	Naturally Aspirated; (Secondary Fuel Ports); Midship Fuel Tank	USEP2364S
6.8L V10 6800cc 415 CID	2007	Naturally Aspirated; VIN S; (Exc.Secondary Fuel Ports); Midship Fuel Tank	USEP2365S
6.8L V10 6800cc 415 CID	2008	VIN S; (Exc.Secondary Fuel Ports); Midship Fuel Tank	USEP2365S
6.8L V10 6800cc 415 CID	2008	VIN S; (Secondary Fuel Ports); Midship Fuel Tank	USEP2364S
6.8L V10 6800cc 415 CID	2008	VIN S; Aft Axle Fuel Tank	USEP2437S
E-550 ECONOLINE SUPER DUTY			
6.8L V10 6800cc 415 CID	2002	Naturally Aspirated; VIN S; (2 Tube Ports); Midship Fuel Tank	USEP2286S
6.8L V10 6800cc 415 CID	2002	Naturally Aspirated; VIN S; (3 Tube Ports); Aft Axle Fuel Tank	USEP2286S
6.8L V10 6800cc 415 CID	2002	Naturally Aspirated; VIN S; (3 Tube Ports); Midship Fuel Tank	USEP2286S
ECONOLINE SUPER DUTY			
5.4L V8 5408cc 330 CID	1997-1998	Naturally Aspirated; VIN L; (2 Tube Ports); Midship Fuel Tank	USEP2206S
5.4L V8 5408cc 330 CID	1997-1998	Naturally Aspirated; VIN L; (3 Tube Ports); Aft Axle Fuel Tank	USEP2224S
5.4L V8 5408cc 330 CID	1997-1998	Naturally Aspirated; VIN L; (3 Tube Ports); Midship Fuel Tank	USEP2223S
5.8L V8 5752cc 351 CID	1996	GAS; VIN H; Aft Axle Fuel Tank	USEP2282M
5.8L V8 5752cc 351 CID	1996	Naturally Aspirated; VIN H; Midship Fuel Tank	USEP2220M
6.8L V10 6800cc 415 CID	1997-1999	Naturally Aspirated; VIN S; (2 Tube Ports); Midship Fuel Tank	USEP2206S
6.8L V10 6800cc 415 CID	1997-1999	Naturally Aspirated; VIN S; (3 Tube Ports); Aft Axle Fuel Tank	USEP2224S
6.8L V10 6800cc 415 CID	1997-1999	Naturally Aspirated; VIN S; (3 Tube Ports); Midship Fuel Tank	USEP2223S
7.5L V8 7538cc 460 CID	1996	GAS; VIN G; Aft Axle Fuel Tank	USEP2282M
7.5L V8 7538cc 460 CID	1996	Naturally Aspirated; VIN G; Midship Fuel Tank	USEP2220M

Engine	Years	Application Description	USMW
FORD (CONT.)			
ECONOLINE WAGON (MEX)			
4.2L V6 4195cc	1999-2002	With center tank	USEP2240S
EDGE			
3.5L V6 3496cc 213 CID	2007-2010	AWD; Left	USEP2470M
ESCAPE			
2.0L L4 1989cc 121 CID	2001-2004		USEP2291M
2.3L L4 140 CID	2005	XLT No Boundaries	USEP2453M
2.3L L4 140 CID	2005	XLT No Boundaries; Onboard Refuel Vapor Recovery	USEP2440M
2.3L L4 140 CID	2006	XLS, XLT; Exc.Onboard Refuel Vapor Recovery	USEP2453M
2.3L L4 140 CID	2007	XLS, XLT; EExc.Onboard Refuel Vapor Recovery (To 01/02/07)	USEP2453M
2.3L L4 140 CID	2007	XLS, XLT; Onboard Refuel Vapor Recovery (To 01/02/07)	USEP2440M
ESCORT			
1.8L L4 112 CID	1991	GT; VIN 8	USEP2105S
1.8L L4 112 CID	1992-1993	GT; LX-E; VIN 8,	USEP2105S
1.8L L4 112 CID	1994-1996	GT; VIN 8	USEP2151H
1.9L L4 116 CID	1987	GT; GL; Pony; VIN 9, VIN J	USEP2136S
1.9L L4 116 CID	1988-1989	LX; VIN 9; 11 Gallon Fuel Tank	USEP2082S
1.9L L4 116 CID	1988-1989	LX; VIN 9; 13 Gallon Fuel Tank	USEP2082S
1.9L L4 116 CID	1988-1990	GT; VIN J	USEP2136S
1.9L L4 116 CID	1988-1990	Pony; VIN 9; 11 Gallon Fuel Tank	USEP2082S
1.9L L4 116 CID	1988-1990	Pony; VIN 9; 13 Gallon Fuel Tank	USEP2082S
1.9L L4 116 CID	1988	GL; VIN 9; 11 Gallon Fuel Tank	USEP2082S
1.9L L4 116 CID	1988	GL; VIN 9; 13 Gallon Fuel Tank	USEP2082S
1.9L L4 116 CID	1990	LX Sport; VIN 9; 11 Gallon Fuel Tank	USEP2082S
1.9L L4 116 CID	1990	LX Sport; VIN 9; 13 Gallon Fuel Tank	USEP2082S
1.9L L4 116 CID	1991-1992	Base; LX Sport;	USEP2105S
1.9L L4 116 CID	1993	Base; LX Sport; Sport;	USEP2105S
1.9L L4 116 CID	1994-1995	Base; LX Sport; VIN J	USEP2151H
1.9L L4 116 CID	1994	LX, LX Sport	USEP2151H
1.9L L4 116 CID	1995	LX Sport; LX; VIN J	USEP2151H
1.9L L4 116 CID	1996	Base; Sport; VIN J	USEP2151H
1.9L L4 116 CID	1996	Sport; VIN J	USEP2151H
2.0L L4 1988cc 121 CID	1997	Sold in Mexico	USEP2164M
2.0L L4 1988cc 121 CID	1998	Sold in Mexico	USEP2197M
2.0L L4 1988cc 121 CID	1999	Sold in Mexico	USEP2246M
2.0L L4 1989cc 121 CID	1997	Base, LX, Sport	USEP2164H
2.0L L4 1989cc 121 CID	1998	LX; SE; ZX2 Hot Coupe	USEP2197M
2.0L L4 1989cc 121 CID	1999	VIN 3; ZX2 Hot Coupe	USEP2246M
2.0L L4 1989cc 121 CID	2000	LX; VIN P	USEP2246M
2.0L L4 1989cc 121 CID	2000	VIN 3; ZX2	USEP2246M
2.0L L4 1989cc 121 CID	2001-2002	SE; VIN P, ZX2, SE	USEP2246M
2.0L L4 1989cc 121 CID	2001	Sold in Mexico	USEP2246M
2.0L L4 1989cc 121 CID	2003		USEP2246M
EXCURSION			
5.4L V8 5408cc 330 CID	2000-2005	Naturally Aspirated; VIN L; Calif	USEP2288M
5.4L V8 5408cc 330 CID	2000-2005	Naturally Aspirated; VIN L; Exc.Calif	USEP2287M
6.8L V10 6800cc 415 CID	2000-2005	Naturally Aspirated; VIN S; Calif	USEP2288M
6.8L V10 6800cc 415 CID	2000-2005	Naturally Aspirated; VIN S; Exc.Calif	USEP2287M
6.8L V10 6800cc 415 CID	2001-2004	Sold in Mexico	USEP2287M
EXP			
1.9L L4 116 CID	1987	Luxury; VIN 9, Sport; VIN J	USEP2136S
1.9L L4 116 CID	1988		USEP2136S
EXPEDITION			
4.6L V8 4601cc 281 CID	1998	4WD; RWD; VIN W	USEP2201S
4.6L V8 4601cc 281 CID	1999-2000	RWD; VIN 6, RWD; (Standard Suspension)	USEP2298S
4.6L V8 4601cc 281 CID	1999-2000	RWD; VIN 6; (Automatic Adjustable Suspension)	USEP2297S
4.6L V8 4601cc 281 CID	1999	RWD; VIN W; (Automatic Adjustable Suspension)	USEP2297S
4.6L V8 4601cc 281 CID	1999	RWD; VIN W; (Standard Suspension)	USEP2297S
4.6L V8 4601cc 281 CID	1999	Sold in Mexico, 4WD; VIN 6, VIN W	USEP2297S
4.6L V8 4601cc 281 CID	2000	Sold in Mexico, 4WD; VIN 6	USEP2297S

Engine	Years	Application Description	USMW
4.6L V8 4601cc 281 CID	2001-2002	RWD; (Standard Suspension)	USEP2298S
4.6L V8 4601cc 281 CID	2001-2002	RWD; VIN W; (Automatic Leveling Suspension)	USEP2297S
4.6L V8 4601cc 281 CID	2001-2002	RWD; VIN W; (Exc.Automatic Adjustable Suspension)	USEP2297S
4.6L V8 4601cc 281 CID	2001	4WD; VIN W	USEP2297S
4.6L V8 4601cc 281 CID	2002	Sold in Mexico, 4WD; VIN W	USEP2297S
4.6L V8 4601cc 281 CID	2003-2004		USEP2361M
5.4L V8 5408cc 330 CID	1998	4WD; RWD, VIN L, Sold in Mexico	USEP2201S
5.4L V8 5408cc 330 CID	1998	Sold in Mexico	USEP2252S
5.4L V8 5408cc 330 CID	1999-2000	RWD; VIN L, RWD; (Standard Suspension)	USEP2298S
5.4L V8 5408cc 330 CID	1999-2000	RWD; VIN L; (Automatic Adjustable Suspension)	USEP2297S
5.4L V8 5408cc 330 CID	1999-2002	Sold in Mexico, 4WD; VIN L	USEP2297S
5.4L V8 5408cc 330 CID	2001-2002	RWD; (Standard Suspension)	USEP2298S
5.4L V8 5408cc 330 CID	2001-2002	RWD; VIN L; (Automatic Leveling Suspension)	USEP2297S
5.4L V8 5408cc 330 CID	2001-2002	RWD; VIN L; (Exc.Automatic Adjustable Suspension)	USEP2297S
5.4L V8 5408cc 330 CID	2003-2004	Sold in Mexico, VIN L	USEP2360M
5.4L V8 5408cc 330 CID	2005	Sold in Mexico	USEP2360M
5.4L V8 5408cc 330 CID	2005		USEP2443M
5.4L V8 5408cc 330 CID	2006-2007	Eddie Bauer, Limited, XLT	USEP2443M
5.4L V8 5408cc 330 CID	2006	King Ranch, XLS, XLT Sport	USEP2443M
5.4L V8 5408cc 330 CID	2007	EL Eddie Bauer, EL Limited, EL XLT	USEP2443M
5.4L V8 5409cc 330 CID	2007-2008		USEP2476M
EXPLORER			
4.0L V6 245 CID	1991-1994		USEP2144S
4.0L V6 245 CID	1995-1996	Sold in Mexico	USEP2059MN
4.0L V6 245 CID	1995	2 Dr., 4 Dr.	USEP2059MN
4.0L V6 245 CID	1996	2 Dr.; 4 Dr.; VIN X; (USA Built) (Canada Built Vehicle)	USEP2059MN
4.0L V6 245 CID	1997-1998	Eddie Bauer, Limited, Sport, XL, XLT	USEP2266S
4.0L V6 245 CID	1997	4 Dr.; VIN E; (Mexico Built Vehicle)	USEP2190S
4.0L V6 245 CID	1997	VIN E, 2 Dr.; VIN X, 4 Dr.; (Mexico Built Vehicle)	USEP2190S
4.0L V6 245 CID	1997	VIN E, VIN X; USA Built (Canada Built Vehicle)	USEP2190S
4.0L V6 245 CID	1998-2000	4 Dr.; VIN E, VIN X; (Exc.Mexico Built Vehicle)	USEP2190S
4.0L V6 245 CID	1998-2000	VIN E, 2 Dr.; VIN X; (Mexico Built Vehicle)	USEP2190S
4.0L V6 245 CID	2001	VIN E, XLT, Sport; VIN E	USEP2332S
4.0L V6 245 CID	2002-2003	WITH 7 PIN CONNECTOR	USEP2334M
4.0L V6 245 CID	2002-2003	WITH 8 PIN CONNECTOR	USEP2338M
4.0L V6 245 CID	2002	Sport; VIN E; From 03/04/02 (To 08/19/02)	USEP2348M
4.0L V6 245 CID	2002	Sport; VIN E; From 08/19/02	USEP2353M
4.0L V6 245 CID	2002	Sport; VIN E; To 03/04/02	USEP2332S
4.0L V6 245 CID	2003	FLEX	USEP2350M
4.0L V6 245 CID	2003	Sport XLT; VIN E	USEP2353M
4.0L V6 245 CID	2003	VIN E, XLT; From 12/10/02 (To 08/04/03)	USEP2351M
4.0L V6 245 CID	2004-2005	VIN E; From 03/01/04	USEP2439M
4.0L V6 245 CID	2004-2005	VIN E; To 03/01/04	USEP2355M
4.0L V6 245 CID	2004	FLEX; VIN K; From 03/01/04	USEP2439M
4.0L V6 245 CID	2004	FLEX; VIN K; To 03/01/04	USEP2355M
4.0L V6 245 CID	2006-2009	Eddie Bauer, Limited; XLT, VIN E	USEP2454M
4.0L V6 245 CID	2006	VIN E, XLS	USEP2454M
4.6L V8 4601cc 281 CID	2002-2003	WITH 7 PIN CONNECTOR	USEP2334M
4.6L V8 4601cc 281 CID	2002-2003	WITH 8 PIN CONNECTOR	USEP2338M
4.6L V8 4601cc 281 CID	2004-2005	VIN W; XLT Sport	USEP2359M
4.6L V8 4601cc 281 CID	2006-2009	Eddie Bauer, Limited; XLT	USEP2454M
5.0L V8 302 CID	1996	VIN P; XLT, USA Built (Canada Built Vehicle)	USEP2059MN
5.0L V8 302 CID	1997-1998	Eddie Bauer, Limited, XLT	USEP2266S
5.0L V8 302 CID	2000	VIN P; XLT; To 02/00	USEP2296S
5.0L V8 302 CID	2001	VIN P; XLT; (1 Port)	USEP2296S
EXPLORER (MEX)			
4.0L V6 4018cc	1990		USEP2144S
EXPLORER SPORT TRAC			
4.0L V6 245 CID	2001	(2 Ports); From 04/23/01	USEP2332S
4.0L V6 245 CID	2001	To 04/23/01	USEP2332S

Engine	Years	Application Description	USMW
FORD (CONT.)			
EXPLORER SPORT TRAC (CONT.)			
4.0L V6 245 CID	2002	From 03/04/02	USEP2348M
4.0L V6 245 CID	2002	To 03/04/02	USEP2332S
4.0L V6 245 CID	2003	VIN E; XLT; From 08/04/03	USEP2358M
4.0L V6 245 CID	2003	VIN E; XLT; To 08/04/03	USEP2348M
4.0L V6 245 CID	2004-2005	FLEX; VIN K, VIN E	USEP2358M
4.0L V6 245 CID	2007-2008	Limited; XLT, VIN K	USEP2454M
4.6L V8 4601cc 281 CID	2007-2009	Limited; XLT; VIN 8	USEP2454M
F SUPER DUTY			
7.5L V8 7538cc 460 CID	1990-1991	VIN G; 19 Gallon Midship Fuel Tank (Steel Fuel Tank)	USEP2059MN
7.5L V8 7538cc 460 CID	1990-1992	VIN G; 17 Gallon Midship Fuel Tank (Steel Fuel Tank)	USEP2059MN
7.5L V8 7538cc 460 CID	1990-1992	VIN G; 18 Gallon Aft Axle Fuel Tank (Steel Fuel Tank)	USEP2064MN
7.5L V8 7538cc 460 CID	1990-1992	VIN G; 19 Gallon Aft Axle Fuel Tank (Plastic Fuel Tank)	USEP2059MN
7.5L V8 7538cc 460 CID	1992	VIN G; (2 Tube Ports); 19 Gallon Midship Fuel Tank (Steel Fuel Tank)	USEP2059MN
7.5L V8 7538cc 460 CID	1992	VIN G; (3 Tube Ports); 19 Gallon Midship Fuel Tank (Steel Fuel Tank)	USEP2059MN
7.5L V8 7538cc 460 CID	1993-1997	Naturally Aspirated; VIN G, 18 Gallon Aft Axle Fuel Tank (Steel Fuel Tank)	USEP2064MN
7.5L V8 7538cc 460 CID	1993-1997	Naturally Aspirated; VIN G; (2 Tube Ports); 19 Gallon Midship Fuel Tank (Steel Fuel Tank)	USEP2059MN
7.5L V8 7538cc 460 CID	1993-1997	Naturally Aspirated; VIN G; (3 Tube Ports); 19 Gallon Midship Fuel Tank (Steel Fuel Tank)	USEP2059MN
7.5L V8 7538cc 460 CID	1993-1997	Naturally Aspirated; VIN G; 17 Gallon Midship Fuel Tank (Steel Fuel Tank)	USEP2059MN
7.5L V8 7538cc 460 CID	1993-1997	Naturally Aspirated; VIN G; 19 Gallon Aft Axle Fuel Tank (Plastic Fuel Tank)	USEP2059MN
F-150			
4.2L V6 256 CID	1997-1998	RWD; w/ 120.0 In. Wheelbase	USEP2221S
4.2L V6 256 CID	1997-1998	w/ 139.0 In. Wheelbase	USEP2221S
4.2L V6 256 CID	1997-1998	w/ 157.0 In. Wheelbase	USEP2221S
4.2L V6 256 CID	1999	4WD; Crew Cab Pickup; Extended Cab Pickup; Except for Bosch, Carter, and Delphi	USEP2237S
4.2L V6 256 CID	2000-2003		USEP2237S
4.2L V6 256 CID	2005	STX; XL; XLT; (Extended Range Fuel Tank)	USEP2441M
4.2L V6 256 CID	2005	STX; XL; XLT; w/ 126.1, 132.5 In. Wheelbase	USEP2434M
4.2L V6 256 CID	2006	STX; w/ 126.0 In. Wheelbase, XL; w/ 126.0 In. Wheelbase, XLT; w/ 126.0 In. Wheelbase	USEP2434M
4.2L V6 256 CID	2006	STX; w/ 144.5 In. Wheelbase, XL; w/ 144.5 In. Wheelbase, XLT; w/ 144.5 In. Wheelbase	USEP2441M
4.2L V6 256 CID	2007-2008	STX; XL; XLT	USEP2434M
4.2L V6 256 CID	2007-2008	STX; XL; XLT; (Exc. Extended Range Fuel Tank)	USEP2441M
4.2L V6 256 CID	2007-2008	STX; XL; XLT; (Extended Range Fuel Tank)	USEP2436M
4.2L V6 256 CID	2007	VIN 2; XL; w/ 132.5 In. Wheelbase	USEP2434M
4.2L V6 256 CID	2008	STX; w/ 138.5 In. Wheelbase	USEP2434M
4.6L V8 4601cc 281 CID	1997-1998	w/ 157.0 In. Wheelbase	USEP2221S
4.6L V8 4601cc 281 CID	1997-1998	RWD; w/ 120.0 In. Wheelbase	USEP2221S
4.6L V8 4601cc 281 CID	1997-1998	w/ 157.0 In. Wheelbase	USEP2221S
4.6L V8 4601cc 281 CID	1997	w/ 139.0 In. Wheelbase	USEP2221S
4.6L V8 4601cc 281 CID	1998	w/ 120.0 In. Wheelbase	USEP2221S
4.6L V8 4601cc 281 CID	1998	w/ 139.0 In. Wheelbase	USEP2221S
4.6L V8 4601cc 281 CID	1999-2002	4WD; VIN 6; XLT; w/ 120.0 In. Wheelbase	USEP2237S
4.6L V8 4601cc 281 CID	1999	4WD; VIN W; XLT; Extended Cab Pickup; Standard Cab Pickup	USEP2237S
4.6L V8 4601cc 281 CID	2000-2003		USEP2237S

Engine	Years	Application Description	USMW
4.6L V8 4601cc 281 CID	2004	Naturally Aspirated; STX; VIN W; w/ 125.8 In., 126.1 In., 132.5 In. Wheelbase	USEP2434M
4.6L V8 4601cc 281 CID	2004	Naturally Aspirated; STX; VIN W; w/ 144.4 In. Wheelbase; (Extended Range Fuel Tank)	USEP2436M
4.6L V8 4601cc 281 CID	2004	Naturally Aspirated; STX; VIN W; w/ 144.4 In. Wheelbase; (Standard Range Fuel Tank)	USEP2434M
4.6L V8 4601cc 281 CID	2005-2008		USEP2533M
4.6L V8 4601cc 281 CID	2005	STX; XL; XLT; (Extended Range Fuel Tank)	USEP2441M
4.6L V8 4601cc 281 CID	2006-2008	STX; XL; XLT; (Exc. Extended Range Fuel Tank)	USEP2441M
4.6L V8 4601cc 281 CID	2006-2008	STX; XL; XLT; (Extended Range Fuel Tank)	USEP2436M
4.6L V8 4601cc 281 CID	2007	VIN W; XLT; w/ 126.0 In. Wheelbase	USEP2434M
4.6L V8 4601cc 281 CID	2008	FX2; VIN W; w/ 144.5 In. Wheelbase, FX2; VIN W; w/ 150.5 In. Wheelbase; (Exc. Extended Range Fuel Tank)	USEP2441M
4.6L V8 4601cc 281 CID	2008	FX2; VIN W; w/ 144.5 In. Wheelbase, w/ 150.5 In. Wheelbase; (Extended Range Fuel Tank)	USEP2436M
4.9L L6 300 CID	1995-1996	Sold in Mexico, Sold in Mexico, ; 18 Gallon Aft Axle Fuel Tank (Steel Fuel Tank)	USEP2064MN
5.0L V8 302 CID	1985-1986	FI; VIN N; Rear Fuel Tank	USEP2093S
5.0L V8 302 CID	1985-1986	FI; VIN N; w/ 117.0 In. Wheelbase, w/ 139.0 In. Wheelbase; 17 Gallon Midship Fuel Tank	USEP2149S
5.0L V8 302 CID	1985-1986	FI; VIN N; w/ 117.0 In. Wheelbase, w/ 139.0 In. Wheelbase; 19 Gallon Midship Fuel Tank	USEP2148S
5.0L V8 302 CID	1987	FI; VIN N; Rear Fuel Tank (Steel Fuel Tank)	USEP2104S
5.0L V8 302 CID	1987	FI; VIN N; w/ 117.0 In. Wheelbase, w/ 139.0 In. Wheelbase; 17 Gallon Midship Fuel Tank	USEP2102S
5.0L V8 302 CID	1987	FI; VIN N; w/ 133.0 In. Wheelbase; w/ 155.0 In. Wheelbase; 19 Gallon Midship Fuel Tank	USEP2103S
5.0L V8 302 CID	1988-1989	VIN N; Rear Fuel Tank (Steel Fuel Tank)	USEP2104S
5.0L V8 302 CID	1988-1989	VIN N; w/ 117.0 In. Wheelbase; w/ 139.0 In. Wheelbase; 17 Gallon Midship Fuel Tank	USEP2102S
5.0L V8 302 CID	1988-1989	VIN N; w/ 133.0 In. Wheelbase; w/ 155.0 In. Wheelbase; 19 Gallon Midship Fuel Tank	USEP2103S
5.0L V8 302 CID	1990-1991	VIN N; 19 Gallon Midship Fuel Tank (Steel Fuel Tank)	USEP2059MN
5.0L V8 302 CID	1990-1992	VIN N; 18 Gallon Aft Axle Fuel Tank (Steel Fuel Tank)	USEP2064MN
5.0L V8 302 CID	1990-1996	VIN N; 17 Gallon Midship Fuel Tank (Steel Fuel Tank)	USEP2059MN
5.0L V8 302 CID	1990-1996	VIN N; 19 Gallon Aft Axle Fuel Tank (Plastic Fuel Tank)	USEP2059MN
5.0L V8 302 CID	1992-1996	VIN N; (2 Tube Ports); 19 Gallon Midship Fuel Tank (Steel Fuel Tank)	USEP2059MN
5.0L V8 302 CID	1992-1996	VIN N; (3 Tube Ports); 19 Gallon Midship Fuel Tank (Steel Fuel Tank)	USEP2059MN
5.0L V8 302 CID	1993-1994	VIN N; XLT; 18 Gallon Aft Axle Fuel Tank (Steel Fuel Tank)	USEP2064MN
5.0L V8 302 CID	1993-1995	VIN N; XLT; (2 Tube Ports); 19 Gallon Midship Fuel Tank (Steel Fuel Tank)	USEP2059MN
5.0L V8 302 CID	1993-1995	VIN N; XLT; (3 Tube Ports); 19 Gallon Midship Fuel Tank (Steel Fuel Tank)	USEP2059MN
5.0L V8 302 CID	1993-1995	VIN N; XLT; 17 Gallon Midship Fuel Tank (Steel Fuel Tank)	USEP2059MN



FUEL PUMP MODULE APPLICATION GUIDE

USMW
Professional Series

Engine	Years	Application Description	USMW
FORD (CONT.)			
F-150 (CONT.)			
5.0L V8 302 CID	1993-1995	VIN N; XLT; 19 Gallon Aft Axle Fuel Tank (Plastic Fuel Tank)	USEP2059MN
5.0L V8 302 CID	1995	VIN N; XLT; VIN N; XLT; 18 Gallon Aft Axle Fuel Tank (Steel Fuel Tank)	USEP2064MN
5.0L V8 302 CID	1996	18 Gallon Aft Axle Fuel Tank (Steel Fuel Tank)	USEP2064MN
5.4L V8 5408cc 330 CID	1999	Base, Lariat, Lightning, XL, XLT, Extended Cab Pickup; Standard Cab Pickup	USEP2237S
5.4L V8 5408cc 330 CID	1999	Extended Cab Pickup; Standard Cab Pickup; XLT; Lightning; BI-FUEL; VIN 3	USEP2265S
5.4L V8 5408cc 330 CID	2000	Base, Harley-Davidson Edition, Lariat, Lightning, XL, XLT; VIN L	USEP2237S
5.4L V8 5408cc 330 CID	2004	FX4; VIN 5; w/ 145.0 In. Wheelbase; (Extended Range Fuel Tank)	USEP2436M
5.4L V8 5408cc 330 CID	2004	FX4; VIN 5; w/ 145.0 In. Wheelbase; (Standard Range Fuel Tank)	USEP2434M
5.4L V8 5408cc 330 CID	2004	Lariat, XL, XLT	USEP2533M
5.4L V8 5408cc 330 CID	2005	FX4; Lariat, XL, XLT, VIN 5; w/ 144.7 In. Wheelbase, 163.3 In. Wheelbase, (Exc.Extended Range Fuel Tank)	USEP2441M
5.4L V8 5408cc 330 CID	2005	FX4; Lariat, XL, XLT, VIN 5; w/ 144.7 In. Wheelbase, 163.3 In. Wheelbase, (Extended Range Fuel Tank)	USEP2436M
5.4L V8 5408cc 330 CID	2005	VIN 5; XLT; w/ 126.1 In. Wheelbase	USEP2434M
5.4L V8 5408cc 330 CID	2006-2007	FX4; Lariat; XL; XLT; (Exc.Extended Range Fuel Tank)	USEP2436M
5.4L V8 5408cc 330 CID	2006-2007	FX4; Lariat; XL; XLT; (Extended Range Fuel Tank)	USEP2501M
5.4L V8 5408cc 330 CID	2006-2007	Harley-Davidson Edition; VIN 5; Exc.Extended Range Fuel Tank	USEP2441M
5.4L V8 5408cc 330 CID	2006-2007	Harley-Davidson Edition; VIN 5; Extended Range Fuel Tank	USEP2436M
5.4L V8 5408cc 330 CID	2006-2008		USEP2533M
5.4L V8 5408cc 330 CID	2006	FLEX; Harley-Davidson Edition; VIN V; Exc.Extended Range Fuel Tank	USEP2436M
5.4L V8 5408cc 330 CID	2006	FLEX; Harley-Davidson Edition; VIN V; Extended Range Fuel Tank	USEP2501M
5.4L V8 5408cc 330 CID	2006	FX4; VIN 5; w/ 144.5 In. Wheelbase, FX4; VIN 5; w/ 150.5 In. Wheelbase; (Exc.Extended Range Fuel Tank)	USEP2441M
5.4L V8 5408cc 330 CID	2006	FX4; VIN 5; w/ 144.5 In. Wheelbase, FX4; VIN 5; w/ 150.5 In. Wheelbase; (Extended Range Fuel Tank)	USEP2436M
5.4L V8 5408cc 330 CID	2006	Lariat; XL; XLT, w/ 144.5 In. Wheelbase, w/ 150.5 In. Wheelbase, w/ 163.0 In. Wheelbase, (Exc.Extended Range Fuel Tank)	USEP2441M
5.4L V8 5408cc 330 CID	2006	Lariat; XL; XLT, w/ 144.5 In. Wheelbase, w/ 150.5 In. Wheelbase, w/ 163.0 In. Wheelbase, (Extended Range Fuel Tank)	USEP2436M
5.4L V8 5408cc 330 CID	2007	FLEX; FX2; w/ 144.5 In. Wheelbase, King Ranch; w/ 144.5 In. Wheelbase, King Ranch; w/ 150.5 In. Wheelbase; (Exc.Extended Range Fuel Tank)	USEP2436M
5.4L V8 5408cc 330 CID	2007	FLEX; FX2; w/ 144.5 In. Wheelbase, King Ranch; w/ 144.5 In. Wheelbase, King Ranch; w/ 150.5 In. Wheelbase; (Extended Range Fuel Tank)	USEP2501M
5.4L V8 5408cc 330 CID	2007	FLEX; FX4; w/ 132.5 In. Wheelbase	USEP2434M
5.4L V8 5408cc 330 CID	2007	FX2; FX4; (Extended Range Fuel Tank)	USEP2436M

Engine	Years	Application Description	USMW
5.4L V8 5408cc 330 CID	2007	FX2; FX4; VIN 5; (Exc.Extended Range Fuel Tank)	USEP2441M
5.4L V8 5408cc 330 CID	2007	King Ranch; Lariat, LT; w/ 144.5 In. Wheelbase, w/ 150.5 In. Wheelbase, w/ 163.0 In. Wheelbase, (Exc.Extended Range Fuel Tank)	USEP2441M
5.4L V8 5408cc 330 CID	2007	King Ranch; Lariat, LT; w/ 144.5 In. Wheelbase, w/ 150.5 In. Wheelbase, w/ 163.0 In. Wheelbase, (Extended Range Fuel Tank)	USEP2436M
5.4L V8 5408cc 330 CID	2007	King Ranch; VIN 5; w/ 144.5 In. Wheelbase; (Exc.Extended Range Fuel Tank)	USEP2441M
5.4L V8 5408cc 330 CID	2007	King Ranch; VIN 5; w/ 144.5 In. Wheelbase; (Extended Range Fuel Tank)	USEP2436M
5.4L V8 5408cc 330 CID	2008	FLEX; FX2; FX4; King Ranch, Lariat, XLT w/ 144.5 In. Wheelbase, w/ 150.5 In. Wheelbase, w/ 144.5 In. Wheelbase, w/ 163.0 In. Wheelbase, (Extended Range Fuel Tank)	USEP2436M
5.4L V8 5408cc 330 CID	2008	FLEX; FX2; FX4; King Ranch, Lariat, XLT, (Exc.Extended Range Fuel Tank)	USEP2441M
5.4L V8 5408cc 330 CID	2008	FX2; FX4; King Ranch; Lariat VIN 5; (Exc.Extended Range Fuel Tank)	USEP2441M
5.4L V8 5408cc 330 CID	2008	FX2; FX4; King Ranch; Lariat VIN 5; w/ 144.5 In. Wheelbase, w/ 150.5 In. Wheelbase, w/ 163.0 In. Wheelbase, (Extended Range Fuel Tank)	USEP2436M
5.8L V8 5752cc 351 CID	1988-1989	VIN H; w/ 117.0 In. Wheelbase, w/ 139.0 In. Wheelbase; 17 Gallon Midship Fuel Tank	USEP2102S
5.8L V8 5752cc 351 CID	1988-1989	VIN H; w/ 133.0 In. Wheelbase, 155.0 In. Wheelbase; 19 Gallon Midship Fuel Tank	USEP2103S
5.8L V8 5752cc 351 CID	1988	VIN H; Rear Fuel Tank (Steel Fuel Tank)	USEP2104S
5.8L V8 5752cc 351 CID	1990-1991	VIN H; 19 Gallon Midship Fuel Tank (Steel Fuel Tank)	USEP2059MN
5.8L V8 5752cc 351 CID	1990-1996	VIN H; 17 Gallon Midship Fuel Tank (Steel Fuel Tank)	USEP2059MN
5.8L V8 5752cc 351 CID	1990-1996	VIN H; 18 Gallon Aft Axle Fuel Tank (Steel Fuel Tank)	USEP2064MN
5.8L V8 5752cc 351 CID	1990-1996	VIN H; 19 Gallon Aft Axle Fuel Tank (Plastic Fuel Tank)	USEP2059MN
5.8L V8 5752cc 351 CID	1992-1996	VIN H; (2 Tube Ports); 19 Gallon Midship Fuel Tank (Steel Fuel Tank)	USEP2059MN
5.8L V8 5752cc 351 CID	1992-1996	VIN H; (3 Tube Ports); 19 Gallon Midship Fuel Tank (Steel Fuel Tank)	USEP2059MN
5.8L V8 5752cc 351 CID	1993-1994	Lightning; VIN R; VIN H; XLT, Lightning; 1 8 Gallon Aft Axle Fuel Tank (Steel Fuel Tank)	USEP2064MN
5.8L V8 5752cc 351 CID	1993-1995	Lightning; VIN R; (2 Tube Ports); 19 Gallon Midship Fuel Tank (Steel Fuel Tank)	USEP2059MN
5.8L V8 5752cc 351 CID	1993-1995	Lightning; VIN R; (3 Tube Ports); 19 Gallon Midship Fuel Tank (Steel Fuel Tank)	USEP2059MN
5.8L V8 5752cc 351 CID	1993-1995	Lightning; VIN R; 17 Gallon Midship Fuel Tank (Steel Fuel Tank)	USEP2059MN
5.8L V8 5752cc 351 CID	1993-1995	Lightning; VIN R; 19 Gallon Aft Axle Fuel Tank (Plastic Fuel Tank)	USEP2059MN
5.8L V8 5752cc 351 CID	1993-1995	VIN H; XLT; (2 Tube Ports); 19 Gallon Midship Fuel Tank (Steel Fuel Tank)	USEP2059MN

Engine	Years	Application Description	USMW
FORD (CONT.)			
F-150 (CONT.)			
5.8L V8 5752cc 351 CID	1993-1995	VIN H; XLT; (3 Tube Ports); 19 Gallon Midship Fuel Tank (Steel Fuel Tank)	USEP2059MN
5.8L V8 5752cc 351 CID	1993-1995	VIN H; XLT; 17 Gallon Midship Fuel Tank (Steel Fuel Tank)	USEP2059MN
5.8L V8 5752cc 351 CID	1993-1995	VIN H; XLT; 19 Gallon Aft Axle Fuel Tank (Plastic Fuel Tank)	USEP2059MN
5.8L V8 5752cc 351 CID	1995	Lightning; VIN R, VIN H; XLT, Lightning; VIN R, VIN H; XLT; 18 Gallon Aft Axle Fuel Tank (Steel Fuel Tank)	USEP2064MN
F150 (MEX)			
4.2L V6 4197cc	2009	With 126" wheelbase, With 145" wheelbase	USEP2545M
F-150 HERITAGE			
5.4L V8 5408cc 330 CID	2004	Extended Cab Pickup; Standard Cab Pickup	USEP2237S
F-250			
4.6L V8 4601cc 281 CID	1999	Extended Cab Pickup; VIN 6; Standard Cab Pickup; VIN W	USEP2237S
4.6L V8 4601cc 281 CID	2000-2001	Sold in Mexico	USEP2237S
4.6L V8 4601cc 281 CID	2002	Sold in Mexico, Sold in Mexico	USEP2237S
5.0L V8 302 CID	1985-1986	F; F; VIN N; Rear Fuel Tank	USEP2093S
5.0L V8 302 CID	1985-1986	F; VIN N; 17 Gallon Midship Fuel Tank	USEP2149S
5.0L V8 302 CID	1985	F; VIN N; 19 Gallon Midship Fuel Tank	USEP2148S
5.0L V8 302 CID	1986	F; VIN N; 19 Gallon Midship Fuel Tank	USEP2149S
5.0L V8 302 CID	1987	F; VIN N; 17 Gallon Midship Fuel Tank	USEP2102S
5.0L V8 302 CID	1987	F; VIN N; 19 Gallon Midship Fuel Tank	USEP2103S
5.0L V8 302 CID	1987	F; VIN N; Rear Fuel Tank (Steel Fuel Tank)	USEP2104S
5.0L V8 302 CID	1988-1989	VIN N; 17 Gallon Midship Fuel Tank (Plastic Fuel Tank)	USEP2102S
5.0L V8 302 CID	1988-1989	VIN N; 19 Gallon Midship Fuel Tank (Steel Fuel Tank)	USEP2103S
5.0L V8 302 CID	1988-1989	VIN N; Rear Fuel Tank (Steel Fuel Tank)	USEP2104S
5.0L V8 302 CID	1991-1992	18 Gallon Aft Axle Fuel Tank (Steel Fuel Tank)	USEP2064MN
5.0L V8 302 CID	1991-1992	VIN N; 17 Gallon Midship Fuel Tank (Steel Fuel Tank)	USEP2059MN
5.0L V8 302 CID	1991-1992	VIN N; 19 Gallon Aft Axle Fuel Tank (Plastic Fuel Tank)	USEP2059MN
5.0L V8 302 CID	1991	VIN N; 19 Gallon Midship Fuel Tank (Steel Fuel Tank)	USEP2059MN
5.0L V8 302 CID	1992	VIN N; (2 Tube Ports); 19 Gallon Midship Fuel Tank (Steel Fuel Tank)	USEP2059MN
5.0L V8 302 CID	1992	VIN N; (3 Tube Ports); 19 Gallon Midship Fuel Tank (Steel Fuel Tank)	USEP2059MN
5.0L V8 302 CID	1993-1996	Naturally Aspirated, 18 Gallon Aft Axle Fuel Tank (Steel Fuel Tank)	USEP2064MN
5.0L V8 302 CID	1993-1996	Naturally Aspirated; VIN N; (2 Tube Ports); 19 Gallon Midship Fuel Tank (Steel Fuel Tank)	USEP2059MN
5.0L V8 302 CID	1993-1996	Naturally Aspirated; VIN N; (3 Tube Ports); 19 Gallon Midship Fuel Tank (Steel Fuel Tank)	USEP2059MN
5.0L V8 302 CID	1993-1996	Naturally Aspirated; VIN N; 17 Gallon Midship Fuel Tank (Steel Fuel Tank)	USEP2059MN
5.0L V8 302 CID	1993-1996	Naturally Aspirated; VIN N; 19 Gallon Aft Axle Fuel Tank (Plastic Fuel Tank)	USEP2059MN
5.0L V8 302 CID	1995-1996	Sold in Mexico	USEP2063M
5.0L V8 4949cc 302 CID	1997	Sold in Mexico	USEP2059MN
5.4L V8 5408cc 330 CID	1999	BI-FUEL; Extended Cab Pickup; Standard Cab Pickup; VIN Z	USEP2237S
5.8L V8 5752cc 351 CID	1988-1989	VIN H; 17 Gallon Midship Fuel Tank	USEP2102S
5.8L V8 5752cc 351 CID	1988-1989	VIN H; 19 Gallon Midship Fuel Tank	USEP2103S
5.8L V8 5752cc 351 CID	1988	VIN H; Rear Fuel Tank (Steel Fuel Tank)	USEP2104S

Engine	Years	Application Description	USMW
5.8L V8 5752cc 351 CID	1990-1991	VIN H; 19 Gallon Midship Fuel Tank (Steel Fuel Tank)	USEP2059MN
5.8L V8 5752cc 351 CID	1990-1992	VIN H; 17 Gallon Midship Fuel Tank (Steel Fuel Tank)	USEP2059MN
5.8L V8 5752cc 351 CID	1990-1992	VIN H; 18 Gallon Aft Axle Fuel Tank (Steel Fuel Tank)	USEP2064MN
5.8L V8 5752cc 351 CID	1990-1992	VIN H; 19 Gallon Aft Axle Fuel Tank (Plastic Fuel Tank)	USEP2059MN
5.8L V8 5752cc 351 CID	1992	VIN H; (2 Tube Ports); 19 Gallon Midship Fuel Tank (Steel Fuel Tank)	USEP2059MN
5.8L V8 5752cc 351 CID	1992	VIN H; (3 Tube Ports); 19 Gallon Midship Fuel Tank (Steel Fuel Tank)	USEP2059MN
5.8L V8 5752cc 351 CID	1993-1996	Naturally Aspirated; VIN H, 18 Gallon Aft Axle Fuel Tank (Steel Fuel Tank)	USEP2064MN
5.8L V8 5752cc 351 CID	1993-1996	Naturally Aspirated; VIN H; (2 Tube Ports); 19 Gallon Midship Fuel Tank (Steel Fuel Tank)	USEP2059MN
5.8L V8 5752cc 351 CID	1993-1996	Naturally Aspirated; VIN H; (3 Tube Ports); 19 Gallon Midship Fuel Tank (Steel Fuel Tank)	USEP2059MN
5.8L V8 5752cc 351 CID	1993-1996	Naturally Aspirated; VIN H; 17 Gallon Midship Fuel Tank (Steel Fuel Tank)	USEP2059MN
5.8L V8 5752cc 351 CID	1993-1996	Naturally Aspirated; VIN H; 19 Gallon Aft Axle Fuel Tank (Plastic Fuel Tank)	USEP2059MN
7.5L V8 7538cc 460 CID	1985-1986	CARB; VIN L; 19 Gallon Aft Axle Fuel Tank (Plastic Fuel Tank)	USEP2091S
7.5L V8 7538cc 460 CID	1985-1986	CARB; VIN L; Midship Fuel Tank	USEP2088S
7.5L V8 7538cc 460 CID	1988-1989	VIN G; 17 Gallon Midship Fuel Tank	USEP2102S
7.5L V8 7538cc 460 CID	1988-1989	VIN G; 19 Gallon Midship Fuel Tank	USEP2103S
7.5L V8 7538cc 460 CID	1988	VIN G; Rear Fuel Tank (Steel Fuel Tank)	USEP2104S
7.5L V8 7538cc 460 CID	1989	VIN G; Aft Axle Fuel Tank (Steel Fuel Tank)	USEP2104S
7.5L V8 7538cc 460 CID	1990-1991	VIN G; 19 Gallon Midship Fuel Tank (Steel Fuel Tank)	USEP2059MN
7.5L V8 7538cc 460 CID	1990-1992	VIN G; 17 Gallon Midship Fuel Tank (Steel Fuel Tank)	USEP2059MN
7.5L V8 7538cc 460 CID	1990-1992	VIN G; 18 Gallon Aft Axle Fuel Tank (Steel Fuel Tank)	USEP2064MN
7.5L V8 7538cc 460 CID	1990-1992	VIN G; 19 Gallon Aft Axle Fuel Tank (Plastic Fuel Tank)	USEP2059MN
7.5L V8 7538cc 460 CID	1992	VIN G; (2 Tube Ports); 1 9 Gallon Midship Fuel Tank (Steel Fuel Tank)	USEP2059MN
7.5L V8 7538cc 460 CID	1992	VIN G; (3 Tube Ports); 19 Gallon Midship Fuel Tank (Steel Fuel Tank)	USEP2059MN
7.5L V8 7538cc 460 CID	1993-1996	Naturally Aspirated; VIN G, 18 Gallon Aft Axle Fuel Tank (Steel Fuel Tank)	USEP2064MN
7.5L V8 7538cc 460 CID	1993-1996	Naturally Aspirated; VIN G; (2 Tube Ports); 19 Gallon Midship Fuel Tank (Steel Fuel Tank)	USEP2059MN
7.5L V8 7538cc 460 CID	1993-1996	Naturally Aspirated; VIN G; (3 Tube Ports); 19 Gallon Midship Fuel Tank (Steel Fuel Tank)	USEP2059MN
7.5L V8 7538cc 460 CID	1993-1996	Naturally Aspirated; VIN G; 17 Gallon Midship Fuel Tank (Steel Fuel Tank)	USEP2059MN
7.5L V8 7538cc 460 CID	1993-1996	Naturally Aspirated; VIN G; 19 Gallon Aft Axle Fuel Tank (Plastic Fuel Tank)	USEP2059MN
F-250 (MEX)			
4.6L V8 4608cc 281 CID	2000		USEP2237S
F-250 2WD (MEX)			
4.6L V8 4608cc 281 CID	2001-2005		USEP2237S



FUEL PUMP MODULE APPLICATION GUIDE

USMW
Professional Series

Engine	Years	Application Description	USMW
FORD (CONT.)			
F-250 2WD (CONT.)			
4.6L V8 4608cc 281 CID	2006-2008	126" and 132.5" Wheelbase, 144.5" and 163" Wheelbase, 138.5" Wheelbase	USEP2533M
F-250 4WD (MEX)			
4.6L V8 4608cc 281 CID	2001		USEP2237S
4.6L V8 4608cc 281 CID	2002-2004		USEP2229S
4.6L V8 4608cc 281 CID	2006-2008	126" and 132.5" Wheelbase, 144.5" and 163" Wheelbase, 138.5" Wheelbase	USEP2533M
4.6L V8 4608cc 281 CID	2007	138.5" Wheelbase	USEP2533M
F-250 SUPER DUTY			
5.4L V8 5408cc 330 CID	1999-2004	Lariat, XL, XLT, Secondary; Calif; center tank	USEP2235M
5.4L V8 5408cc 330 CID	2000-2003	Naturally Aspirated; VIN L; Aft Axle Fuel Tank (Calif)	USEP2280M
5.4L V8 5408cc 330 CID	2004	King Ranch; Calif; center tank	USEP2230M
5.4L V8 5408cc 330 CID	2005	Naturally Aspirated; VIN 5; Aft Axle Fuel Tank	USEP2442M
5.4L V8 5408cc 330 CID	2006-2007	Lariat; XL, XLT; XL, XLT; w/ 141.8 In. Wheelbase, Aft Axle Fuel Tank	USEP2442M
5.4L V8 5408cc 330 CID	2006	King Ranch; VIN 5; w/ 156.2 In. Wheelbase	USEP2364S
5.4L V8 5408cc 330 CID	2006	Lariat; XL, XLT; w/ 141.8 In. Wheelbase, w/ 156.2 In. Wheelbase, Midship Fuel Tank	USEP2364S
5.4L V8 5408cc 330 CID	2008-2010	Long Bed	USEP2509M
6.8L V10 6800cc 415 CID	1999-2000	Crew Cab Pickup; Extended Cab Pickup; VIN S; Midship Fuel Tank	USEP2245M
6.8L V10 6800cc 415 CID	1999-2000	Crew Cab Pickup; VIN S; w/ 158.0 In. Wheelbase; Midship Fuel Tank (Calif)	USEP2245M
6.8L V10 6800cc 415 CID	1999-2000	Crew Cab Pickup; w/ 137.0 In. Wheelbase, Crew Cab Pickup; w/ 142.0 In. Wheelbase, Crew Cab Pickup; w/ 156.0 In. Wheelbase; Midship Fuel Tank	USEP2245M
6.8L V10 6800cc 415 CID	1999-2000	Extended Cab Pickup; Standard Cab Pickup; Midship Fuel Tank	USEP2245M
6.8L V10 6800cc 415 CID	1999-2000	Extended Cab Pickup; VIN S; w/ 158.0 In. Wheelbase; Midship Fuel Tank (Calif)	USEP2245M
6.8L V10 6800cc 415 CID	1999-2000	Naturally Aspirated; Standard Cab Pickup; VIN S; w/ 172.0 In. Wheelbase; Midship Fuel Tank	USEP2245M
6.8L V10 6800cc 415 CID	1999-2000	Naturally Aspirated; VIN S; Aft Axle Fuel Tank	USEP2245M
6.8L V10 6800cc 415 CID	1999-2004	Lariat, XL, XLT, Secondary; Calif; center tank	USEP2235M
6.8L V10 6800cc 415 CID	2004	Harley-Davidson Edition, King Ranch; Calif; center tank	USEP2230M
6.8L V10 6800cc 415 CID	2005	Naturally Aspirated; VIN Y; Aft Axle Fuel Tank	USEP2442M
6.8L V10 6800cc 415 CID	2006-2007	Lariat; XL, XLT; w/ 141.8 In. Wheelbase, aft Axle Fuel Tank	USEP2442M
6.8L V10 6800cc 415 CID	2006	King Ranch; VIN Y; w/ 156.2 In. Wheelbase	USEP2364S
6.8L V10 6800cc 415 CID	2006	Lariat; XL, XLT; w/ 141.8 In. Wheelbase, Lariat; w/ 156.2 In. Wheelbase; Midship Fuel Tank	USEP2364S
6.8L V10 6800cc 415 CID	2008-2010	Long Bed	USEP2509M
F-350			
5.0L V8 302 CID	1995-1996	Sold in Mexico	USEP2063M
5.0L V8 4949cc 302 CID	1991-1992	Base; Sold in Mexico	USEP2059MN
5.4L V8 5408cc 330 CID	2000	Sold in Mexico	USEP2234M
5.8L V8 5752cc 351 CID	1988-1989	VIN H; Aft Axle Fuel Tank (Steel Fuel Tank)	USEP2104S

Engine	Years	Application Description	USMW
5.8L V8 5752cc 351 CID	1988-1989	VIN H; w/ 133.0 In. Wheelbase, w/ 155.0 In. Wheelbase; 19 Gallon Midship Fuel Tank	USEP2103S
5.8L V8 5752cc 351 CID	1990-1991	VIN H; 19 Gallon Midship Fuel Tank (Steel Fuel Tank)	USEP2059MN
5.8L V8 5752cc 351 CID	1990-1992	VIN H; 17 Gallon Midship Fuel Tank (Steel Fuel Tank)	USEP2059MN
5.8L V8 5752cc 351 CID	1990-1992	VIN H; 18 Gallon Aft Axle Fuel Tank (Steel Fuel Tank)	USEP2064MN
5.8L V8 5752cc 351 CID	1990-1992	VIN H; 19 Gallon Aft Axle Fuel Tank (Plastic Fuel Tank)	USEP2059MN
5.8L V8 5752cc 351 CID	1992	VIN H; (2 Tube Ports); 19 Gallon Midship Fuel Tank (Steel Fuel Tank)	USEP2059MN
5.8L V8 5752cc 351 CID	1992	VIN H; (3 Tube Ports); 19 Gallon Midship Fuel Tank (Steel Fuel Tank)	USEP2059MN
5.8L V8 5752cc 351 CID	1993-1997	Naturally Aspirated; VIN H, 18 Gallon Aft Axle Fuel Tank (Steel Fuel Tank)	USEP2064MN
5.8L V8 5752cc 351 CID	1993-1997	Naturally Aspirated; VIN H; (2 Tube Ports); 19 Gallon Midship Fuel Tank (Steel Fuel Tank)	USEP2059MN
5.8L V8 5752cc 351 CID	1993-1997	Naturally Aspirated; VIN H; (3 Tube Ports); 19 Gallon Midship Fuel Tank (Steel Fuel Tank)	USEP2059MN
5.8L V8 5752cc 351 CID	1993-1997	Naturally Aspirated; VIN H; 17 Gallon Midship Fuel Tank (Steel Fuel Tank)	USEP2059MN
5.8L V8 5752cc 351 CID	1993-1997	Naturally Aspirated; VIN H; 19 Gallon Aft Axle Fuel Tank (Plastic Fuel Tank)	USEP2059MN
5.8L V8 5752cc 351 CID	1996	Sold in Mexico	USEP2064MN
7.5L V8 7538cc 460 CID	1985-1986	CARB; VIN L; 19 Gallon Aft Axle Fuel Tank (Plastic Fuel Tank)	USEP2091S
7.5L V8 7538cc 460 CID	1985-1986	CARB; VIN L; Midship Fuel Tank	USEP2088S
7.5L V8 7538cc 460 CID	1988-1989	VIN G; Aft Axle Fuel Tank (Steel Fuel Tank)	USEP2104S
7.5L V8 7538cc 460 CID	1988-1989	VIN G; w/ 133.0 In. Wheelbase, w/ 155.0 In. Wheelbase; 19 Gallon Midship Fuel Tank	USEP2103S
7.5L V8 7538cc 460 CID	1990-1991	VIN G; 19 Gallon Midship Fuel Tank (Steel Fuel Tank)	USEP2059MN
7.5L V8 7538cc 460 CID	1990-1992	VIN G; 17 Gallon Midship Fuel Tank (Steel Fuel Tank)	USEP2059MN
7.5L V8 7538cc 460 CID	1990-1992	VIN G; 18 Gallon Aft Axle Fuel Tank (Steel Fuel Tank)	USEP2064MN
7.5L V8 7538cc 460 CID	1990-1992	VIN G; 19 Gallon Aft Axle Fuel Tank (Plastic Fuel Tank)	USEP2059MN
7.5L V8 7538cc 460 CID	1992	VIN G; (2 Tube Ports); 19 Gallon Midship Fuel Tank (Steel Fuel Tank)	USEP2059MN
7.5L V8 7538cc 460 CID	1992	VIN G; (3 Tube Ports); 19 Gallon Midship Fuel Tank (Steel Fuel Tank)	USEP2059MN
7.5L V8 7538cc 460 CID	1993-1997	Naturally Aspirated; VIN G, 18 Gallon Aft Axle Fuel Tank (Steel Fuel Tank)	USEP2064MN
7.5L V8 7538cc 460 CID	1993-1997	Naturally Aspirated; VIN G; (2 Tube Ports); 19 Gallon Midship Fuel Tank (Steel Fuel Tank)	USEP2059MN
7.5L V8 7538cc 460 CID	1993-1997	Naturally Aspirated; VIN G; (3 Tube Ports); 19 Gallon Midship Fuel Tank (Steel Fuel Tank)	USEP2059MN
7.5L V8 7538cc 460 CID	1993-1997	Naturally Aspirated; VIN G; 17 Gallon Midship Fuel Tank (Steel Fuel Tank)	USEP2059MN
7.5L V8 7538cc 460 CID	1993-1997	Naturally Aspirated; VIN G; 19 Gallon Aft Axle Fuel Tank (Plastic Fuel Tank)	USEP2059MN

Engine	Years	Application Description	USMW
FORD (CONT.)			
F-350 2WD (MEX)			
5.4L V8 5409cc 330 CID	1999		USEP2233M
F-350 SUPER DUTY			
5.4L V8 5408cc 330 CID	1999-2004	Lariat, XL, XLT, Secondary; Calif; center tank	USEP2235M
5.4L V8 5408cc 330 CID	2000-2003	Naturally Aspirated; VIN L; Aft Axle Fuel Tank (Calif)	USEP2280M
5.4L V8 5408cc 330 CID	2002	Sold in Mexico	USEP2234M
5.4L V8 5408cc 330 CID	2003	Rear Fuel Tank	USEP2281M
5.4L V8 5408cc 330 CID	2004	King Ranch; Calif; center tank	USEP2230M
5.4L V8 5408cc 330 CID	2005	Naturally Aspirated; VIN 5; Aft Axle Fuel Tank	USEP2442M
5.4L V8 5408cc 330 CID	2006-2007	Lariat; XL, XLT; w/ 141.8 In. Wheelbase, aft Axle Fuel Tank	USEP2442M
5.4L V8 5408cc 330 CID	2006	King Ranch; VIN 5; w/ 156.2 In. Wheelbase	USEP2364S
5.4L V8 5408cc 330 CID	2006	Lariat; XL, XLT; w/ 141.8 In. Wheelbase, w/ 156.2 In. Wheelbase, Midship Fuel Tank	USEP2364S
5.4L V8 5408cc 330 CID	2007	XL; XLT; VIN 5; w/ 162.0 In. Wheelbase, w/ 165.0 In. Wheelbase, w/ 176.0 In. Wheelbase, Aft Axle Fuel Tank	USEP2442M
5.4L V8 5408cc 330 CID	2008-2010	Long Bed	USEP2509M
6.8L V10 6800cc 415 CID	1999-2000	Cab & Chassis; VIN S; Midship Fuel Tank (Exc. Calif)	USEP2245M
6.8L V10 6800cc 415 CID	1999-2000	Crew Cab Pickup; Extended Cab Pickup; VIN S; Midship Fuel Tank	USEP2245M
6.8L V10 6800cc 415 CID	1999-2000	Crew Cab Pickup; VIN S; w/ 158.0 In. Wheelbase; Midship Fuel Tank (Calif)	USEP2245M
6.8L V10 6800cc 415 CID	1999-2000	Crew Cab Pickup; w/ 137.0 In. Wheelbase, Crew Cab Pickup; w/ 142.0 In. Wheelbase, Crew Cab Pickup; w/ 156.0 In. Wheelbase; Midship Fuel Tank	USEP2245M
6.8L V10 6800cc 415 CID	1999-2000	Extended Cab Pickup; Standard Cab Pickup; Midship Fuel Tank	USEP2245M
6.8L V10 6800cc 415 CID	1999-2000	Extended Cab Pickup; VIN S; w/ 158.0 In. Wheelbase; Midship Fuel Tank (Calif)	USEP2245M
6.8L V10 6800cc 415 CID	1999-2000	Naturally Aspirated; Standard Cab Pickup; VIN S; w/ 158.0 In. Wheelbase; Midship Fuel Tank (Calif)	USEP2245M
6.8L V10 6800cc 415 CID	1999-2000	Naturally Aspirated; Standard Cab Pickup; VIN S; w/ 172.0 In. Wheelbase; Midship Fuel Tank	USEP2245M
6.8L V10 6800cc 415 CID	1999-2001	Cab & Chassis; VIN S; Midship Fuel Tank (Calif)	USEP2245M
6.8L V10 6800cc 415 CID	1999-2001	Naturally Aspirated; VIN S; Aft Axle Fuel Tank	USEP2245M
6.8L V10 6800cc 415 CID	1999-2004	Lariat, XL, XLT, Secondary; Calif; center tank	USEP2235M
6.8L V10 6800cc 415 CID	2004	Harley-Davidson Edition, King Ranch; Calif; center tank	USEP2230M
6.8L V10 6800cc 415 CID	2005	Naturally Aspirated; VIN Y; Aft Axle Fuel Tank	USEP2442M
6.8L V10 6800cc 415 CID	2006-2007	Lariat; XL, XLT; w/ 141.8 In. Wheelbase, Aft Axle Fuel Tank	USEP2442M
6.8L V10 6800cc 415 CID	2006	King Ranch; VIN Y; w/ 156.2 In. Wheelbase	USEP2364S
6.8L V10 6800cc 415 CID	2006	Lariat; XL, XLT; w/ 141.8 In. Wheelbase, w/ 156.2 In. Wheelbase, Midship Fuel Tank	USEP2364S
6.8L V10 6800cc 415 CID	2007	XL; w/ 162.0 In. Wheelbase, w/ 165.0 In. Wheelbase, w/ 176.0 In. Wheelbase, Aft Axle Fuel Tank	USEP2442M
6.8L V10 6800cc 415 CID	2008-2010	Long Bed	USEP2509M
F-450 SUPER DUTY			
6.8L V10 6800cc 415 CID	1999	Naturally Aspirated; VIN S; Aft Axle Fuel Tank	USEP2245M
6.8L V10 6800cc 415 CID	2001-2002	Sold in Mexico	USEP2234M

Engine	Years	Application Description	USMW
6.8L V10 6800cc 415 CID	2002	Lariat, XL, Secondary; Calif; center tank	USEP2235M
6.8L V10 6800cc 415 CID	2003	Rear Fuel Tank	USEP2281M
6.8L V10 6800cc 415 CID	2003	Sold in Mexico; center tank	USEP2238M
6.8L V10 6800cc 415 CID	2005-2007	Lariat; XL, XLT; VIN Y; Aft Axle Fuel Tank	USEP2442M
6.8L V10 6800cc 415 CID	2008-2010	Long Bed	USEP2509M
F53			
7.5L V8 7538cc 460 CID	1988-1989		USEP2063M
7.5L V8 7538cc 460 CID	1990-1997		USEP2247M
F-550 SUPER DUTY			
6.8L V10 6800cc 415 CID	2003	Rear Fuel Tank	USEP2281M
6.8L V10 6800cc 415 CID	2003	Sold in Mexico; center tank	USEP2234M
6.8L V10 6800cc 415 CID	2005-2007	Lariat; XL, XLT; VIN Y; Aft Axle Fuel Tank	USEP2442M
FIESTA			
1.3L L4 1299cc 79 CID	1998-1999	Sold in Mexico	USEP12142M
FOCUS			
2.0L L4 1989cc 121 CID	2000	LX; VIN P	USEP2299M
2.0L L4 1989cc 121 CID	2000	SE; VIN P	USEP2299M
2.0L L4 1989cc 121 CID	2000	Sony Limited Edition; VIN 3	USEP2299M
2.0L L4 1989cc 121 CID	2000	VIN 3; ZTS	USEP2299M
2.0L L4 1989cc 121 CID	2000	VIN 3; ZX3	USEP2299M
2.0L L4 1989cc 121 CID	2002	LX; VIN P; From 05/22/02	USEP2325M
2.0L L4 1989cc 121 CID	2002	SE; VIN 3; From 05/22/02	USEP2325M
2.0L L4 1989cc 121 CID	2002	SE; VIN P; From 05/22/02	USEP2325M
2.0L L4 1989cc 121 CID	2002	SVT; VIN 5; From 05/22/02	USEP2325M
2.0L L4 1989cc 121 CID	2002	VIN 3; ZTS; From 05/22/02	USEP2325M
2.0L L4 1989cc 121 CID	2002	VIN 3; ZTW; From 05/22/02	USEP2325M
2.0L L4 1989cc 121 CID	2002	VIN 3; ZX3; From 05/22/02	USEP2325M
2.0L L4 1989cc 121 CID	2002	VIN 3; ZX5; From 05/22/02	USEP2325M
2.0L L4 1989cc 121 CID	2003-2004	SE; VIN 3	USEP2326M
2.0L L4 1989cc 121 CID	2003-2004	SVT; VIN 5	USEP2326M
2.0L L4 1989cc 121 CID	2003-2004	VIN 3; ZTS	USEP2326M
2.0L L4 1989cc 121 CID	2003-2004	VIN 3; ZX3	USEP2326M
2.0L L4 1989cc 121 CID	2003-2004	VIN 3; ZX5	USEP2326M
2.0L L4 1989cc 121 CID	2003	VIN 3; ZTW	USEP2326M
2.0L L4 1989cc 121 CID	2009-2010		USEP2476M
2.3L L4 140 CID	2003-2004	LX; VIN Z	USEP2368M
2.3L L4 140 CID	2003-2004	SE; VIN Z	USEP2368M
2.3L L4 140 CID	2003-2004	VIN Z; ZTS	USEP2368M
2.3L L4 140 CID	2003-2004	VIN Z; ZTW	USEP2368M
2.3L L4 140 CID	2003-2004	VIN Z; ZX3	USEP2368M
2.3L L4 140 CID	2003-2004	VIN Z; ZX5	USEP2368M
FREESTAR			
3.9L V6 238 CID	2006-2007	Base; SE; VIN 6	USEP2466M
4.2L V6 256 CID	2004-2005	Sold in Mexico	USEP2383M
4.2L V6 256 CID	2006-2007	Limited; SEL; VIN 2	USEP2466M
FREESTYLE			
3.0L V6 2968cc 181 CID	2005-2006	Limited, SE, SEL	USEP2465M
3.0L V6 2968cc 181 CID	2007	Limited, SEL	USEP2465M
FUSION			
2.3L L4 140 CID	2006-2007	S; SE; SEL; VIN Z	USEP2459M
3.0L V6 183 CID	2006-2009	FWD; Primary	USEP2472M
3.0L V6 2968cc 181 CID	2007-2012	AWD; Left	USEP2474M
3.5L V6 3496cc 213 CID	2010-2012	AWD; Left	USEP2474M
GHIA			
3.0L V6 182 CID	1993	Sold in Mexico	USEP2098S
GHIA (MEX)			
2.3L L4 2300cc	1991-1992		USEP2101S
3.0L V6 2985cc	1992-1993		USEP2101S
GRAND MARQUIS			
4.6L V8 4601cc 281 CID	1991-1997	Sold in Mexico	USEP2122H
4.6L V8 4601cc 281 CID	2001-2002	Sold in Mexico, Primary	USEP2382S
GRAND MARQUIS (MEX)			
4.6L V8 4608cc 281 CID	1993-1997		USEP2122H
4.6L V8 4608cc 281 CID	2002		USEP2382S
LOBO 2WD (MEX)			
4.6L V8 4608cc 281 CID	2006-2008	With 126", 132.5", 138.5", 144.5", 150.5" 163" wheelbase	USEP2441M
5.4L V8 5409cc 330 CID	2006		USEP2442M



FUEL PUMP MODULE APPLICATION GUIDE

USMW
Professional Series

Engine	Years	Application Description	USMW
FORD (CONT.)			
LOBO 2WD (CONT.)			
5.4L V8 5409cc 330 CID	2007-2008	With 126", 132.5", 138.5", 144.5", 150.5" 163" wheelbase	USEP2441M
LOBO 4WD (MEX)			
4.6L V8 4608cc 281 CID	2007	With 126", 132.5", 138.5", 144.5", 150.5" 163" wheelbase	USEP2441M
5.4L V8 5409cc 330 CID	2007	With 126", 132.5", 138.5", 144.5", 150.5" 163" wheelbase	USEP2441M
LTD			
3.8L V6 232 CID	1985	Base; Brougham; VIN 3	USEP2131S
3.8L V6 232 CID	1985	Base; Brougham; VIN 3; (Standard Range Fuel Tank) (From 05/85)	USEP2132S
3.8L V6 232 CID	1985	Base; Wagon; VIN 3; (Exc. Electronic Instrument Cluster)	USEP2146S
3.8L V6 232 CID	1986	Base; Wagon; Sedan; Brougham; VIN 3	USEP2146S
5.0L V8 302 CID	1985	Base; CARB; VIN M	USEP2131S
5.0L V8 302 CID	1985	Brougham; CARB; VIN M; Extended Range Fuel Tank	USEP2146S
5.0L V8 302 CID	1985	Brougham; CARB; VIN M; Standard Range Fuel Tank	USEP2131S
LTD CROWN VICTORIA			
5.0L V8 302 CID	1987-1989	Wagon	USEP2087H
5.0L V8 302 CID	1990-1991	Base; Sedan; LX; S; VIN F	USEP2120S
MONDEO			
2.0L L4 121 CID	2006-2007	Sold in Mexico	USEP10546M
2.5L V6 2540cc 155 CID	2004-2007	Sold in Mexico	USEP10546M
MUSTANG			
2.3L L4 140 CID	1985-1986	LX, SVO	USEP2110H
2.3L L4 140 CID	1987-1990	LX; VIN A	USEP2110H
2.3L L4 140 CID	1991-1993	LX	USEP2110H
3.8L V6 232 CID	1985-1986	LX	USEP2110H
3.8L V6 232 CID	1994-1997	Base; VIN 4, Base	USEP2191H
3.8L V6 232 CID	1998	Primary; Base; VIN 4	USEP2218M
3.8L V6 232 CID	1999-2000	Base; VIN 4	USEP2244M
3.8L V6 232 CID	2001-2004	Base; VIN 4	USEP2301M
3.9L V6 238 CID	2004	Base; VIN 6	USEP2301M
4.0L V6 245 CID	2005	Base; FI; GAS	USEP2457M
4.0L V6 245 CID	2006-2009	Left	USEP2469M
4.0L V6 4009cc 245 CID	2007-2009	Left	USEP2469M
4.6L V8 4601cc 281 CID	1996-1997	GT; VIN X, Sold in Mexico, SVT Cobra; VIN V	USEP2191H
4.6L V8 4601cc 281 CID	1998	GT; VIN X	USEP2200M
4.6L V8 4601cc 281 CID	1998	Primary	USEP2203M
4.6L V8 4601cc 281 CID	1998	SVT Cobra; VIN V; Exc. Calif	USEP2200M
4.6L V8 4601cc 281 CID	1999-2000	GT; VIN X	USEP2244M
4.6L V8 4601cc 281 CID	1999	SVT Cobra; VIN V	USEP2244M
4.6L V8 4601cc 281 CID	2001-2002	GT; VIN X	USEP2301M
4.6L V8 4601cc 281 CID	2001	GT Bullitt; VIN X, SVT Cobra; VIN V	USEP2301M
4.6L V8 4601cc 281 CID	2003-2004	GT; Mach I; VIN R	USEP2301M
4.6L V8 4601cc 281 CID	2003	SVT Cobra 10th Anniversary; Supercharged VIN Y	USEP2301M
4.6L V8 4601cc 281 CID	2005	FI; GT, FI; GT Base, FI; GT Equipado	USEP2457M
4.6L V8 4601cc 281 CID	2006-2009	Left	USEP2469M
4.6L V8 4606cc 281 CID	2007-2009	Left	USEP2469M
5.0L V8 302 CID	1985-1986		USEP2110H
5.0L V8 302 CID	1987	GT; GT1; LX; VIN E	USEP2110H
5.0L V8 302 CID	1988-1990	GT; LX; VIN E	USEP2110H
5.0L V8 302 CID	1991-1993	GT; LX; VIN E,	USEP2110H
5.0L V8 302 CID	1993	SVT Cobra; VIN D, SVT Cobra R	USEP2110H
P-350			
5.8L V8 5752cc 351 CID	1993-1997	Sold in Mexico	USEP2059MN
P350 MICROBUS (MEX)			
5.8L V8 5800cc 353 CID	1991-1997		USEP2059MN
PROBE			
2.0L L4 1989cc 122 CID	1993-1994	SE; VIN A	USEP2156H
2.0L L4 1989cc 122 CID	1995	SE; VIN A; From 03/01/95	USEP2118H
2.0L L4 1989cc 122 CID	1995	SE; VIN A; To 03/01/95	USEP2156H

Engine	Years	Application Description	USMW
2.0L L4 1989cc 122 CID	1996	SE; VIN A	USEP2118H
2.0L L4 1989cc 122 CID	1997	GTS; VIN A	USEP2118H
2.5L V6 2450cc 152 CID	1993-1994	GT; VIN B	USEP2156H
2.5L V6 2450cc 152 CID	1995	GT; VIN B; From 03/01/95	USEP2118H
2.5L V6 2450cc 152 CID	1995	GT; VIN B; To 03/01/95	USEP2156H
2.5L V6 2450cc 152 CID	1996-1997	GT; VIN B	USEP2118H
RANGER			
2.3L L4 140 CID	1985	FI; VIN A, FI; Midship Fuel Tank	USEP2095S
2.3L L4 140 CID	1985	FI; VIN A; Aft Axle Fuel Tank	USEP2096S
2.3L L4 140 CID	1986-1987	XLT; Cab & Chassis; Standard Cab Pickup; Stripped Chassis; Midship Fuel Tank	USEP2095S
2.3L L4 140 CID	1986-1988	Extended Cab Pickup; Secondary; center tank	USEP2094S
2.3L L4 140 CID	1986-1988	FI; VIN A; XLT; Rear Fuel Tank	USEP2096S
2.3L L4 140 CID	1988	FI; Standard Cab Pickup; VIN A; XLT; Midship Fuel Tank	USEP2095S
2.3L L4 140 CID	1989	Custom; S, STX, XLT, Standard Cab Pickup, Standard Cab Pickup	USEP2078S
2.3L L4 140 CID	1990-1992	XLT, S, STX, Custom ; Standard Cab Pickup; Extended Cab Pickup	USEP2106S
2.3L L4 140 CID	1990	S Plus; Standard Cab Pickup	USEP2078S
2.3L L4 140 CID	1993-1997	Splash; XL, XLT, STX; Standard Cab Pickup, Extended Cab Pickup	USEP2106S
2.3L L4 140 CID	1995	Standard Cab Pickup; XL Sport	USEP2078S
2.3L L4 140 CID	2001-2002	FI; VIN D; XLT; w/ 112.0 In. Wheelbase; w/ 126.0 In. Wheelbase; w/ 112.0 In.; Wheelbase; w/ 118.0 In. Wheelbase	USEP2295M
2.3L L4 140 CID	2003	VIN D; XLT; w/ 112.0 In. Wheelbase, w/ 126.0 In. Wheelbase, w/ 118.0 In. Wheelbase	USEP2295M
2.3L L4 140 CID	2004	GAS; VIN D; XLT; w/ 117.4 In. Wheelbase	USEP2356M
2.3L L4 140 CID	2004	GAS; VIN D; XLT; w/ 117.6 In. Wheelbase	USEP2356M
2.3L L4 140 CID	2004	XLT; VIN D	USEP2363M
2.3L L4 140 CID	2005-2006	VIN D; XL; XLT; w/ 125.7 In. Wheelbase	USEP2363M
2.3L L4 140 CID	2006	VIN D; XL; w/ 117.4 In. Wheelbase	USEP2356M
2.3L L4 140 CID	2006	VIN D; XL; w/ 117.6 In. Wheelbase	USEP2356M
2.3L L4 140 CID	2006	VIN D; XL; XLT w/ 117.4 In., 117.6 In., 111.5 In., 111.6 In., 125.9 In. Wheelbase	USEP2363M
2.3L L4 140 CID	2006	VIN D; XLT; w/ 117.4 In. Wheelbase	USEP2356M
2.3L L4 140 CID	2006	VIN D; XLT; w/ 117.6 In. Wheelbase	USEP2356M
2.5L L4 153 CID	1998	Extended Cab Pickup; FI; VIN C; XLT, Standard Cab Pickup; Extended Cab Pickup	USEP2208S
2.5L L4 153 CID	1999	FI; VIN C; XLT; w/ 112.0 In. Wheelbase; w/ 118.0 In. Wheelbase; w/ 126.0 In. Wheelbase	USEP2261S
2.5L L4 153 CID	2000-2001	FI; VIN C; XLT; w/ 112.0 In. Wheelbase, w/ 126.0 In. Wheelbase w/ 118.0 In. Wheelbase	USEP2278S
2.9L V6 177 CID	1986-1987	XLT; Cab & Chassis; Standard Cab Pickup; Stripped Chassis; Midship Fuel Tank	USEP2095S
2.9L V6 177 CID	1986-1988	Extended Cab Pickup; Secondary; center tank	USEP2094S
2.9L V6 177 CID	1986-1988	FI; VIN T; XLT; Rear Fuel Tank	USEP2096S
2.9L V6 177 CID	1988	FI; Standard Cab Pickup; VIN T; XLT; Midship Fuel Tank	USEP2095S
2.9L V6 177 CID	1989	Custom; S, STX, XLT, Standard Cab Pickup, Standard Cab Pickup	USEP2078S
2.9L V6 177 CID	1989	GT; Standard Cab Pickup, GT; Standard Cab Pickup	USEP2078S
2.9L V6 177 CID	1990-1992	XLT, S, STX, Custom ; Standard Cab Pickup; Extended Cab Pickup	USEP2106S
2.9L V6 177 CID	1990	S Plus; Standard Cab Pickup	USEP2078S
3.0L V6 2986cc 182 CID	2002-2003		USEP2349M

Engine	Years	Application Description	USMW
FORD (CONT.)			
RANGER (CONT.)			
4.0L V6 245 CID	1990-1992	XLT, S, STX, Custom ; Standard Cab Pickup; Extended Cab Pickup	USEP2106S
4.0L V6 245 CID	1990	S Plus; Standard Cab Pickup	USEP2078S
4.0L V6 245 CID	1993	Extended Cab Pickup; Standard Cab Pickup XLT, XL, STX, Sport;	USEP2106S
4.0L V6 245 CID	1994-1997	Splash; XL, XLT, STX; Standard Cab Pickup, Extended Cab Pickup	USEP2106S
4.0L V6 245 CID	1995	Standard Cab Pickup; XL Sport	USEP2078S
4.0L V6 245 CID	1998	XLT; Extended Cab Pickup; Standard Cab Pickup;	USEP2208S
4.0L V6 245 CID	1999	F; VIN X; XLT; w/ 112.0 In. Wheelbase; w/ 118.0 In. Wheelbase; w/ 126.0 In. Wheelbase	USEP2261S
4.0L V6 245 CID	2000	F; VIN X; XLT; w/ 118.0 In. Wheelbase; w/ 126.0 In. Wheelbase; w/ 112.0 In. Wheelbase	USEP2278S
4.0L V6 245 CID	2001-2002	Edge; XLT; w/ 112.0 In. Wheelbase, 126.0 In. Wheelbase, w/ 118.0 In. Wheelbase, VIN E; XLT	USEP2295M
4.0L V6 245 CID	2003	Edge; XLT; w/ 112.0 In. Wheelbase, w/ 126.0 In. Wheelbase, w/ 118.0 In. Wheelbase	USEP2295M
4.0L V6 245 CID	2004	Edge; Tremor; w/ 111.4 In. Wheelbase, w/ 111.6 In. Wheelbase, w/ 111.4 In. Wheelbase, w/ 125.7 In. Wheelbase, w/ 125.9 In. Wheelbase	USEP2363M
4.0L V6 245 CID	2005-2006	VIN E; XL; XLT w/ 125.7 In. Wheelbase	USEP2363M
4.0L V6 245 CID	2005	Edge; FX4; VIN E; w/ 125.7 In. Wheelbase	USEP2363M
4.0L V6 245 CID	2006	VIN E; XL; w/ 117.4 In. Wheelbase	USEP2356M
4.0L V6 245 CID	2006	VIN E; XL; w/ 117.6 In. Wheelbase	USEP2356M
4.0L V6 245 CID	2006	VIN E; XL; SPORT; STX w/ 117.4 In., 117.6 In., 111.5 In., 111.6 In., 125.7 In., 125.9 In. Wheelbase	USEP2363M
4.0L V6 245 CID	2006	VIN E; XLT; w/ 117.4 In. Wheelbase	USEP2356M
4.0L V6 245 CID	2006	VIN E; XLT; w/ 117.6 In. Wheelbase	USEP2356M
SABLE			
3.0L V6 183 CID	1996	Sold in Mexico	USEP2159M
3.0L V6 2967cc 181 CID	1999	Sold in Mexico	USEP2243M
3.0L V6 2968cc 181 CID	1997		USEP2184M
3.8L V6 232 CID	1995	Sold in Mexico; 16 Gallon Fuel Tank	USEP2076S
3.8L V6 232 CID	1995	Sold in Mexico; 18.6 Gallon Fuel Tank	USEP2108S
SABLE (MEX)			
3.8L V6 3800cc 231 CID	1994	With 16 gallon tank, With 18.6 gallon tank	USEP2108S
3.8L V6 3800cc 231 CID	1995	With 18.6 gallon tank, With 16 gallon tank, With 18.6 gallon tank	USEP2108S
TAURUS			
2.5L L4 153 CID	1986-1987	GL, L, LX, MT5; 16 Gallon Fuel Tank	USEP2076S
2.5L L4 153 CID	1986	VIN D; 18.6 Gallon Fuel Tank (Digital Instrument Cluster)	USEP2079S
2.5L L4 153 CID	1986	VIN D; 18.6 Gallon Fuel Tank (Exc.Digital Instrument Cluster)	USEP2077S
2.5L L4 153 CID	1987-1988	GL; L; MT5; VIN D; 18.6 Gallon Fuel Tank (Digital Instrument Cluster)	USEP2079S
2.5L L4 153 CID	1987-1988	GL; L; MT5; VIN D; 18.6 Gallon Fuel Tank (Exc.Digital Instrument Cluster)	USEP2077S
2.5L L4 153 CID	1987	LX; VIN D; 18.6 Gallon Fuel Tank (Digital Instrument Cluster)	USEP2079S
2.5L L4 153 CID	1987	LX; VIN D; 18.6 Gallon Fuel Tank (Exc.Digital Instrument Cluster)	USEP2077S
2.5L L4 153 CID	1988	GL, L, MT5; 16 Gallon Fuel Tank	USEP2076S
2.5L L4 153 CID	1989-1990	GL, L; 16 Gallon Fuel Tank	USEP2076S
2.5L L4 153 CID	1989-1990	GL; L; VIN D; 18.6 Gallon Fuel Tank (Exc.Digital Instrument Cluster)	USEP2077S

Engine	Years	Application Description	USMW
2.5L L4 153 CID	1989	GL; L; VIN D; 18.6 Gallon Fuel Tank (Digital Instrument Cluster)	USEP2079S
2.5L L4 153 CID	1990	GL; L; GL; L; VIN D; 18.6 Gallon Fuel Tank (Digital Instrument Cluster)	USEP2108S
2.5L L4 153 CID	1991	GL; 16 Gallon Fuel Tank	USEP2076S
3.0L V6 2968cc 181 CID	1997		USEP2184M
3.0L V6 2968cc 181 CID	2003	VIN S	USEP2313M
3.0L V6 2968cc 181 CID	2004-2005	VIN S	USEP2435M
3.0L V6 2986cc 182 CID	1986	Sold in Canada; Sold in United States; 18.6 Gallon Fuel Tank (Exc.Digital Instrument Cluster)	USEP2077S
3.0L V6 2986cc 182 CID	1997		USEP2184M
3.0L V6 2986cc 182 CID	2000	SVG; SVG; FLEX; SVG; VIN 2	USEP2285M
3.0L V6 2986cc 182 CID	2003	VIN U	USEP2313M
3.0L V6 2986cc 182 CID	2004-2005	FLEX; VIN 2	USEP2455M
3.0L V6 2986cc 182 CID	2006	FLEX; SE; VIN 2	USEP2455M
3.0L V6 2986cc 182 CID	2006	FLEX; SEL; VIN 2	USEP2455M
3.0L V6 2986cc 182 CID	2007	SE, SEL	USEP2435M
3.2L V6 195 CID	1993-1995	SHO; VIN P	USEP2115S
3.4L V8 207 CID	1997	SHO; VIN N	USEP2165M
3.8L V6 232 CID	1988-1989	GL; LX; VIN 4; 18.6 Gallon Fuel Tank (Digital Instrument Cluster)	USEP2079S
3.8L V6 232 CID	1988-1994	GL, LX; 16 Gallon Fuel Tank	USEP2076S
3.8L V6 232 CID	1988-1995	GL; LX; VIN 4; 18.6 Gallon Fuel Tank (Exc.Digital Instrument Cluster)	USEP2077S
3.8L V6 232 CID	1990-1995	GL; LX; VIN 4; 18.6 Gallon Fuel Tank (Digital Instrument Cluster)	USEP2108S
3.8L V6 232 CID	1990-1995	LX; VIN 4, GL, LX; 16 Gallon Fuel Tank	USEP2076S
3.8L V6 232 CID	1991	L; 16 Gallon Fuel Tank	USEP2076S
3.8L V6 232 CID	1991	L; 18.6 Gallon Fuel Tank (Digital Instrument Cluster)	USEP2108S
3.8L V6 232 CID	1991	L; VIN 4; 18.6 Gallon Fuel Tank (Exc.Digital Instrument Cluster)	USEP2077S
3.8L V6 232 CID	1994	LX; VIN 4, GL; 18.6 Gallon Fuel Tank (Exc.Digital Instrument Cluster)	USEP2077S
3.8L V6 232 CID	1994	LX; VIN 4; 18.6 Gallon Fuel Tank (Exc.Digital Instrument Cluster)	USEP2077S
3.8L V6 232 CID	1995	SE; 16 Gallon Fuel Tank	USEP2076S
3.8L V6 232 CID	1995	SE; VIN 4, SE; VIN 4; 18.6 Gallon Fuel Tank (Digital Instrument Cluster)	USEP2108S
3.8L V6 232 CID	1995	SE; VIN 4; 18.6 Gallon Fuel Tank (Exc.Digital Instrument Cluster)	USEP2077S
TEMPO			
2.3L L4 140 CID	1985-1986	F; GL; LX; VIN X	USEP2081S
2.3L L4 140 CID	1985	Base; VIN X	USEP2081S
2.3L L4 140 CID	1987	GL; LX; Sport; VIN S; VIN X	USEP2081S
2.3L L4 140 CID	1988-1989	GL; GLS; LX; Sport	USEP2101S
2.3L L4 140 CID	1990-1991	GL; LX; GL, GLS, L, LX, Sport	USEP2101S
2.3L L4 140 CID	1992-1994	GL; LX; GL, LX	USEP2101S
THUNDERBIRD			
2.3L L4 140 CID	1985-1986	Turbo; VIN W	USEP2084H
3.8L V6 232 CID	1985	Naturally Aspirated; Sport; VIN 3	USEP2099M
3.8L V6 232 CID	1986	Naturally Aspirated; Sport; VIN 3	USEP2100H
3.8L V6 232 CID	1989-1992	Base; LX; Super Coupe; VIN 4, VIN R	USEP2098S
3.8L V6 232 CID	1993-1995	LX; VIN 4, Super Coupe; Supercharged;	USEP2098S
3.8L V6 232 CID	1996-1997		USEP2098S
4.6L V8 4601cc 281 CID	1994-1995	LX; VIN W	USEP2098S
4.6L V8 4601cc 281 CID	1996-1997		USEP2098S
5.0L V8 302 CID	1985	Naturally Aspirated; Sport; VIN F	USEP2099M
5.0L V8 302 CID	1986	Naturally Aspirated; Sport; VIN F	USEP2100H
5.0L V8 302 CID	1991-1992	Base; LX; VIN T	USEP2098S
5.0L V8 302 CID	1993	LX; VIN T	USEP2098S
TOPAZ			
2.3L L4 2309cc 140 CID	1994	Sold in Mexico	USEP2101S
TOPAZ (MEX)			
2.3L L4 2294cc	1994	Built from 07/1994, Built to 06/1994	USEP2101S
3.0L V6 2985cc	1992-1993		USEP2101S
VAGONETA (MEX)			
1.9L L4 1900cc	1997		USEP2151H

Engine	Years	Application Description	USMW
FORD (CONT.)			
WINDSTAR			
3.8L V6 232 CID	1996		USEP2116H
3.8L V6 232 CID	1998	VIN 4, Sold in USA	USEP2199M
3.8L V6 232 CID	1999	SEL; VIN 4	USEP2248M
3.8L V6 232 CID	2000		USEP2248M
3.8L V6 232 CID	2001-2003		USEP2290M
GEO			
STORM			
1.6L L4 1588cc 98 CID	1990-1991	2+2 GS; VIN 5, 2+2; Base; VIN 6	USEP8275H
1.6L L4 1588cc 98 CID	1992-1993	2+2; Base; VIN 6	USEP8275H
TRACKER			
1.6L L4 1588cc 98 CID	1994		USEP3975H
GMC			
ACADIA			
3.6L V6 217 CID	2007-2008		USEP3748M
3.6L V6 217 CID	2009-2010	Sold in Canada, Sold in Mexico, Sold in United States; WITHOUT FUEL LEVEL SENSOR	USEP3790M
3.6L V6 217 CID	2011-2014	Sold in Canada, Sold in United States; WITHOUT FUEL LEVEL SENSOR	USEP3790M
3.6L V6 3564cc 217 CID	2011-2014	Sold in Mexico; WITHOUT FUEL LEVEL SENSOR	USEP3790M
C1500			
4.3L V6 262 CID	1990-1991	Sierra SLE,	USEP3621S
4.3L V6 262 CID	1994-1995	Sierra SL, Sierra SLE, Sierra SLT, Sierra Special	USEP3621S
4.3L V6 262 CID	1996	Naturally Aspirated; Sierra SL, Sierra SLE, Sierra SLT, Sierra Special	USEP3622S
4.3L V6 262 CID	1997	Naturally Aspirated; VIN W; Radio Frequency Interference Filter (Module Stamped GDJ,GFK)	USEP3947M
4.3L V6 262 CID	1998	VIN W; Exc.Radio Frequency Interference Filter (Module Stamped GAV)	USEP3947M
5.0L V8 305 CID	1990-1991	VIN H, Sierra SLE,	USEP3621S
5.0L V8 305 CID	1994-1995	Sierra SL, Sierra SLE, Sierra SLT, Sierra Special	USEP3621S
5.0L V8 305 CID	1996-1997	Sierra SL, Sierra SLE, Sierra SLT, Sierra Special	USEP3622S
5.0L V8 305 CID	1997	Naturally Aspirated; Sierra SLT; Sierra Special; Sierra GT	USEP3622S
5.0L V8 305 CID	1998-1999	VIN M; Exc.Radio Frequency Interference Filter (Module Stamped GAV)	USEP3947M
5.7L V8 5735cc 350 CID	1990-1991	VIN K, Sierra SLE,	USEP3621S
5.7L V8 5735cc 350 CID	1994-1995	Sierra SL, Sierra SLE, Sierra SLT, Sierra Special	USEP3621S
5.7L V8 5735cc 350 CID	1996-1997	Sierra SL, Sierra SLE, Sierra SLT, Sierra Special	USEP3622S
5.7L V8 5735cc 350 CID	1997	Naturally Aspirated; Sierra SLT; Sierra Special; Sierra GT; VIN R	USEP3622S
5.7L V8 5735cc 350 CID	1998-1999	VIN R; Exc.Radio Frequency Interference Filter (Module Stamped GAV)	USEP3947M
C1500 SUBURBAN			
5.7L V8 5735cc 350 CID	1998-1999	Naturally Aspirated; VIN R	USEP3967M
C2500			
4.3L V6 262 CID	1990-1991	Sierra SLE,	USEP3621S
5.0L V8 305 CID	1990-1991	VIN H, Sierra SLE,	USEP3621S
5.0L V8 305 CID	1995	Sierra SL, Sierra SLE, Sierra SLT	USEP3621S
5.0L V8 305 CID	1996-1997	Naturally Aspirated; Sierra SL, Sierra SLE, Sierra SLT	USEP3622S
5.0L V8 305 CID	1998	Naturally Aspirated;VIN M; Exc.Radio Frequency Interference Filter (Module Stamped GFT)	USEP3947M
5.7L V8 5735cc 350 CID	1990-1991	VIN K, Sierra SLE,	USEP3621S

Engine	Years	Application Description	USMW
5.7L V8 5735cc 350 CID	1995	Sierra SL, Sierra SLE, Sierra SLT	USEP3621S
5.7L V8 5735cc 350 CID	1996-1997	Naturally Aspirated; VIN R, Sierra SL, Sierra SLE, Sierra SLT	USEP3622S
5.7L V8 5735cc 350 CID	1998-1999	Naturally Aspirated; VIN R, Exc.Radio Frequency Interference Filter (Module Stamped GAV)	USEP3947M
5.7L V8 5735cc 350 CID	1998-1999	Naturally Aspirated; VIN R; Exc.Radio Frequency Interference Filter (Module Stamped GFT)	USEP3962M
5.7L V8 5735cc 350 CID	2000	Naturally Aspirated; VIN R, (Exc.Radio Frequency Interference Filter)	USEP3947M
5.7L V8 5735cc 350 CID	2000	Naturally Aspirated; VIN R; Exc.Calif (Exc.Radio Frequency Interference Filter)	USEP3962M
7.4L V8 7440 cc 454 CID	1991	Sierra, Sierra SLE, Sierra SLX	USEP3621S
7.4L V8 7440 cc 454 CID	1994-1995	Naturally Aspirated; Sierra SLE; Sierra SLT	USEP3623S
7.4L V8 7440 cc 454 CID	1996-1997	Naturally Aspirated; Sierra SL, Sierra SLE, Sierra SLT	USEP3622S
7.4L V8 7440 cc 454 CID	1998-1999	Naturally Aspirated; Exc.Radio Frequency Interference Filter (Module Stamped GAV)	USEP3947M
7.4L V8 7440 cc 454 CID	1998-1999	Naturally Aspirated; VIN J; Exc.Radio Frequency Interference Filter (Module Stamped GFT)	USEP3962M
7.4L V8 7440 cc 454 CID	2000	Naturally Aspirated; (Exc.Radio Frequency Interference Filter)	USEP3947M
7.4L V8 7440 cc 454 CID	2000	Naturally Aspirated; VIN J; Exc.Calif (Exc.Radio Frequency Interference Filter)	USEP3962M
C2500 SUBURBAN			
5.7L V8 5735cc 350 CID	1998-1999	Naturally Aspirated; VIN R, Calif	USEP3967M
5.7L V8 5735cc 350 CID	1998-1999	Naturally Aspirated; VIN R; Exc.Calif	USEP3994M
7.4L V8 7440 cc 454 CID	1998-1999	Naturally Aspirated; Calif	USEP3967M
7.4L V8 7440 cc 454 CID	1998-1999	Naturally Aspirated; VIN J; Exc.Calif	USEP3994M
C3500			
5.7L V8 5735cc 350 CID	1995	Sierra SL, Sierra SLE, Sierra SLT	USEP3621S
5.7L V8 5735cc 350 CID	1996-1997	Naturally Aspirated; VIN R, Sierra SL, Sierra SLE, Sierra SLT	USEP3622S
5.7L V8 5735cc 350 CID	1998-1999	Naturally Aspirated; VIN R, Exc.Radio Frequency Interference Filter (Module Stamped GAV)	USEP3947M
5.7L V8 5735cc 350 CID	1998-1999	Naturally Aspirated; VIN R; Exc.Radio Frequency Interference Filter (Module Stamped GFT)	USEP3962M
5.7L V8 5735cc 350 CID	2000	Cab & Chassis; VIN R; (Calif)	USEP3957M
5.7L V8 5735cc 350 CID	2000	Cab & Chassis; VIN R; (Exc.Calif)	USEP3956M
5.7L V8 5735cc 350 CID	2000	Crew Cab Pickup; Extended Cab Pickup; Standard Cab Pickup; VIN R; (Calif)	USEP3947M
5.7L V8 5735cc 350 CID	2000	Crew Cab Pickup; Extended Cab Pickup; Standard Cab Pickup; VIN R; (Exc.Calif)	USEP3962M
7.4L V8 7440 cc 454 CID	1994-1995		USEP3623S
7.4L V8 7440 cc 454 CID	1996-1997	Naturally Aspirated; Sierra SL, Sierra SLE, Sierra SLT	USEP3622S
7.4L V8 7440 cc 454 CID	1998	Naturally Aspirated; Exc.Radio Frequency Interference Filter (Module Stamped GAV)	USEP3947M
7.4L V8 7440 cc 454 CID	1998	Naturally Aspirated; VIN J; Exc.Radio Frequency Interference Filter (Module Stamped GFT)	USEP3962M
7.4L V8 7440 cc 454 CID	1999	Naturally Aspirated; Calif	USEP3947M
7.4L V8 7440 cc 454 CID	1999	Naturally Aspirated; VIN J; Exc.Calif (Exc.Radio Frequency Interference Filter)	USEP3957M
7.4L V8 7440 cc 454 CID	1999	Naturally Aspirated; VIN J; Exc.Calif (Radio Frequency Interference Filter)	USEP3956M
7.4L V8 7440 cc 454 CID	2000	Cab & Chassis; VIN J; (Calif)	USEP3957M
7.4L V8 7440 cc 454 CID	2000	Cab & Chassis; VIN J; (Exc.Calif)	USEP3956M
7.4L V8 7440 cc 454 CID	2000	Crew Cab Pickup; Extended Cab Pickup; Standard Cab Pickup; VIN J; (Exc.Calif)	USEP3962M
7.4L V8 7440 cc 454 CID	2000	Extended Cab Pickup; Standard Cab Pickup; Crew Cab Pickup; (Calif)	USEP3947M

Engine	Years	Application Description	USMW
GMC (CONT.)			
CANYON			
2.8L L4 2770cc 169 CID	2004-2005	VIN 8; Z71 Fleet, Z71 SL, SLE, Z85 SL, Z85 SLE	USEP3614M
2.8L L4 2770cc 169 CID	2004	SLE; VIN 8	USEP3614M
2.8L L4 2770cc 169 CID	2006	SL; SLE; WT; VIN 8	USEP3688M
2.9L L4 2921cc 178 CID	2007	SL; SLE; VIN 9; WT	USEP3688M
2.9L L4 2921cc 178 CID	2008	SL; SLE; WT; VIN 9	USEP3688M
3.5L L5 3460cc 211 CID	2004-2005	VIN 6; Z71 Fleet, Z71 SL, Z71 SLE, Z85 SL, Z85 SLE	USEP3614M
3.5L L5 3460cc 211 CID	2004	SLE; VIN 6	USEP3614M
3.5L L5 3460cc 211 CID	2006	SLE; WT; VIN 6	USEP3688M
3.7L L5 3654cc 223 CID	2007-2008	SLE; SLT; WT	USEP3688M
ENVOY			
4.2L L6 256 CID	2002	SLT; This Module uses an internal strainer design and may look different from your original Unit	USEP3549M
4.2L L6 256 CID	2003-2004	SLT; VIN S; This Module uses an internal strainer design and may look different from your original Unit	USEP3549M
4.2L L6 256 CID	2005-2009	SLE; SLT; SLE; SLT; VIN S	USEP3707M
ENVOY XL			
4.2L L6 256 CID	2005-2006		USEP3746M
5.3L V8 5328cc 325 CID	2005-2006		USEP3746M
ENVOY XUV			
4.2L L6 256 CID	2005		USEP3746M
5.3L V8 5328cc 325 CID	2005		USEP3746M
JIMMY			
4.3L V6 262 CID	1996	4 Dr., 2 Dr.	USEP3929M
4.3L V6 262 CID	1997	2 Dr., 4 Dr.	USEP3953M
4.3L V6 262 CID	1997	4 Dr., 2 Dr.	USEP3954M
4.3L V6 262 CID	1998-2002	2 Dr.	USEP3954M
4.3L V6 262 CID	1998	4 Dr.; SLT; (18 Gallon Fuel Tank)	USEP3992M
4.3L V6 262 CID	1998	4 Dr.; SLT; (Exc.18 Gallon Fuel Tank)	USEP3953M
4.3L V6 262 CID	1998	Envoy; 18 Gallon Fuel Tank	USEP3992M
4.3L V6 262 CID	1998	Envoy; Exc.18 Gallon Fuel Tank	USEP3953M
4.3L V6 262 CID	1999-2000	2 Dr., 4 Dr.; SLT; Envoy	USEP3992M
4.3L V6 262 CID	2001	4 Dr.; 2 Dr.; SLT	USEP3992M
K1500			
4.3L V6 262 CID	1990-1993	Sierra SLE,	USEP3621S
4.3L V6 262 CID	1994-1995	Sierra SL, Sierra SLE, Sierra SLT, Sierra Special	USEP3621S
4.3L V6 262 CID	1996	Naturally Aspirated; Sierra SL, Sierra SLE, Sierra SLT, Sierra Special	USEP3622S
4.3L V6 262 CID	1997-1998	Naturally Aspirated; Sierra SLT; Sierra Special; Sierra SLT; Exc.Radio Frequency Interference Filter (Module Stamped GAV)	USEP3947M
5.0L V8 305 CID	1990-1991	VIN H, Sierra SLE,	USEP3621S
5.0L V8 305 CID	1993	Sierra SLE,	USEP3621S
5.0L V8 305 CID	1994-1995	Sierra SL, Sierra SLE, Sierra SLT, Sierra Special	USEP3621S
5.0L V8 305 CID	1996-1997	Naturally Aspirated; Sierra SL, Sierra SLE, Sierra SLT, Sierra Special	USEP3622S
5.0L V8 305 CID	1998	Sierra SLT; Sierra Special; VIN M; Exc.Radio Frequency Interference Filter (Module Stamped GAV)	USEP3947M
5.0L V8 305 CID	1999	VIN M; Exc.Radio Frequency Interference Filter (Module Stamped GAV)	USEP3947M
5.7L V8 5735cc 350 CID	1990-1991	VIN K, Sierra SLE,	USEP3621S
5.7L V8 5735cc 350 CID	1992-1993	Sierra SLE,	USEP3621S
5.7L V8 5735cc 350 CID	1994-1995	Sierra SL, Sierra SLE, Sierra SLT, Sierra Special	USEP3621S
5.7L V8 5735cc 350 CID	1996-1997	Naturally Aspirated; VIN R, Sierra SL, Sierra SLE, Sierra SLT, Sierra Special	USEP3622S

Engine	Years	Application Description	USMW
5.7L V8 5735cc 350 CID	1998	Naturally Aspirated; Sierra SLT; Sierra Special; VIN R Exc.Radio Frequency Interference Filter (Module Stamped GAV)	USEP3947M
5.7L V8 5735cc 350 CID	1999	VIN R; Exc.Radio Frequency Interference Filter (Module Stamped GAV)	USEP3947M
K1500 SUBURBAN			
5.7L V8 5735cc 350 CID	1998-1999	Naturally Aspirated; VIN R	USEP3967M
K2500			
4.3L V6 262 CID	1990-1991	Sierra SLE,	USEP3621S
5.0L V8 305 CID	1990-1991	VIN H, Sierra SLE,	USEP3621S
5.0L V8 305 CID	1998	Naturally Aspirated; VIN M; Exc.Radio Frequency Interference Filter (Module Stamped GAV)	USEP3947M
5.7L V8 5735cc 350 CID	1990-1991	VIN K, Sierra SLE,	USEP3621S
5.7L V8 5735cc 350 CID	1996-1997	Naturally Aspirated; VIN R, Sierra SL, Sierra SLE, Sierra SLT	USEP3622S
5.7L V8 5735cc 350 CID	1998-1999	Naturally Aspirated; VIN R, Exc.Radio Frequency Interference Filter (Module Stamped GAV)	USEP3947M
5.7L V8 5735cc 350 CID	1998-1999	Naturally Aspirated; VIN R; Exc.Radio Frequency Interference Filter (Module Stamped GFT)	USEP3962M
5.7L V8 5735cc 350 CID	2000	Naturally Aspirated; VIN R, (Exc.Radio Frequency Interference Filter)	USEP3947M
5.7L V8 5735cc 350 CID	2000	Naturally Aspirated; VIN R; Exc.Calif (Exc.Radio Frequency Interference Filter)	USEP3962M
7.4L V8 7440 cc 454 CID	1991	Sierra, Sierra SLE, Sierra SLX	USEP3621S
7.4L V8 7440 cc 454 CID	1994-1995	Naturally Aspirated; Sierra SLE; Sierra SLT;	USEP3623S
7.4L V8 7440 cc 454 CID	1996-1997	Naturally Aspirated; Sierra SL, Sierra SLE, Sierra SLT	USEP3622S
7.4L V8 7440 cc 454 CID	1998-1999	Naturally Aspirated; Exc.Radio Frequency Interference Filter (Module Stamped GAV)	USEP3947M
7.4L V8 7440 cc 454 CID	1998-1999	Naturally Aspirated; VIN J; Exc.Radio Frequency Interference Filter (Module Stamped GFT)	USEP3962M
7.4L V8 7440 cc 454 CID	2000	Naturally Aspirated; (Exc.Radio Frequency Interference Filter)	USEP3947M
7.4L V8 7440 cc 454 CID	2000	Naturally Aspirated; VIN J; Exc.Calif (Exc.Radio Frequency Interference Filter)	USEP3962M
K2500 SUBURBAN			
5.7L V8 5735cc 350 CID	1998-1999	Naturally Aspirated; VIN R, Calif	USEP3967M
5.7L V8 5735cc 350 CID	1998-1999	Naturally Aspirated; VIN R; Exc.Calif	USEP3994M
7.4L V8 7440 cc 454 CID	1998-1999	Naturally Aspirated; Calif	USEP3967M
7.4L V8 7440 cc 454 CID	1998-1999	Naturally Aspirated; VIN J; Exc.Calif	USEP3994M
K3500			
5.7L V8 5735cc 350 CID	1994	Sierra SL, Sierra SLE, Sierra SLT	USEP3621S
5.7L V8 5735cc 350 CID	1996-1997	Naturally Aspirated; VIN R, Sierra SL, Sierra SLE, Sierra SLT	USEP3622S
5.7L V8 5735cc 350 CID	1998-1999	Naturally Aspirated; VIN R, Exc.Radio Frequency Interference Filter (Module Stamped GAV)	USEP3947M
5.7L V8 5735cc 350 CID	1998-1999	Naturally Aspirated; VIN R; Exc.Radio Frequency Interference Filter (Module Stamped GFR)	USEP3957M
5.7L V8 5735cc 350 CID	1998-1999	Naturally Aspirated; VIN R; Exc.Radio Frequency Interference Filter (Module Stamped GFT)	USEP3962M
5.7L V8 5735cc 350 CID	2000	Cab & Chassis; VIN R; (Calif)	USEP3957M
5.7L V8 5735cc 350 CID	2000	Cab & Chassis; VIN R; (Exc.Calif)	USEP3956M
5.7L V8 5735cc 350 CID	2000	Crew Cab Pickup; Extended Cab Pickup; Standard Cab Pickup; VIN R; (Calif)	USEP3947M
5.7L V8 5735cc 350 CID	2000	Crew Cab Pickup; Extended Cab Pickup; Standard Cab Pickup; VIN R; (Exc.Calif)	USEP3962M
7.4L V8 7440 cc 454 CID	1994-1995		USEP3623S
7.4L V8 7440 cc 454 CID	1996-1997	Naturally Aspirated; Sierra SL, Sierra SLE, Sierra SLT	USEP3622S

Engine	Years	Application Description	USMW
GMC (CONT.)			
K3500 (CONT.)			
7.4L V8 7440 cc 454 CID	1998-1999	Naturally Aspirated; Exc.Radio Frequency Interference Filter (Module Stamped GAV)	USEP3947M
7.4L V8 7440 cc 454 CID	1998-1999	Naturally Aspirated; VIN J; Exc.Radio Frequency Interference Filter (Module Stamped GFR)	USEP3957M
7.4L V8 7440 cc 454 CID	1998-1999	Naturally Aspirated; VIN J; Exc.Radio Frequency Interference Filter (Module Stamped GFT)	USEP3962M
7.4L V8 7440 cc 454 CID	1998-1999	Naturally Aspirated; VIN J; Radio Frequency Interference Filter (Module Stamped GFP)	USEP3956M
7.4L V8 7440 cc 454 CID	2000	Cab & Chassis; VIN J; (Calif)	USEP3957M
7.4L V8 7440 cc 454 CID	2000	Cab & Chassis; VIN J; (Exc.Calif)	USEP3956M
7.4L V8 7440 cc 454 CID	2000	Crew Cab Pickup; Extended Cab Pickup; Standard Cab Pickup; VIN J; (Exc.Calif)	USEP3962M
7.4L V8 7440 cc 454 CID	2000	Extended Cab Pickup; Standard Cab Pickup; Crew Cab Pickup; (Calif)	USEP3947M
P3500			
4.3L V6 262 CID	1998-1999	Naturally Aspirated; VIN W	USEP3968M
5.7L V8 5735cc 350 CID	1998-1999	Naturally Aspirated; VIN R; Exc.School Bus (Calif)	USEP3965M
5.7L V8 5735cc 350 CID	1998-1999	Naturally Aspirated; VIN R; Exc.School Bus (Exc.Calif)	USEP3968M
5.7L V8 5735cc 350 CID	1998-1999	Naturally Aspirated; VIN R; School Bus	USEP3969M
7.4L V8 7440 cc 454 CID	1998-1999	Naturally Aspirated; VIN B, 80 Gallon Fuel Tank	USEP3982M
7.4L V8 7440 cc 454 CID	1998-1999	Naturally Aspirated; VIN B, Exc.80 Gallon Fuel Tank	USEP3968M
S15			
2.5L L4 2474cc 151 CID	1985		USEP3637S
2.5L L4 2474cc 151 CID	1986	Gypsy,	USEP3637S
2.5L L4 2474cc 151 CID	1987	EL	USEP3637S
2.8L V6 173 CID	1986	Base, Gypsy, High Sierra, Sierra Classic	USEP3637S
2.8L V6 173 CID	1987	EL	USEP3637S
4.3L V6 262 CID	1988	Gypsy	USEP3637S
S15 JIMMY			
2.5L L4 2474cc 151 CID	1985-1986		USEP3632S
2.5L L4 2474cc 151 CID	1985	FJ; VIN E, High Sierra	USEP3632S
2.5L L4 2474cc 151 CID	1988	Timberline	USEP3632S
2.8L V6 173 CID	1986	Base, Gypsy, Sierra Classic	USEP3632S
2.8L V6 173 CID	1989	Timberline	USEP3632S
4.3L V6 262 CID	1988	Timberline	USEP3632S
4.3L V6 262 CID	1990-1991	Base	USEP3632S
SAFARI			
4.3L V6 262 CID	1993	GT; SLT; VIN W	USEP3650S
4.3L V6 262 CID	1995	Base	USEP3650S
4.3L V6 262 CID	1995	SL	USEP3650S
4.3L V6 262 CID	1997-1999		USEP3940M
4.3L V6 262 CID	2000-2005		USEP3506M
SAVANA 1500			
4.3L V6 262 CID	1996		USEP3927M
4.3L V6 262 CID	1997	VIN W; (Exc.Fitting for Fuel Line)	USEP3966M
4.3L V6 262 CID	1997	VIN W; Auxiliary Fuel Fitting; with 1 electrical connector	USEP3573M
4.3L V6 262 CID	1998-2002	VIN W; (Exc.Fitting for Fuel Line)	USEP3971M
4.3L V6 262 CID	2003		USEP3584M
4.3L V6 262 CID	2004		USEP3588M
4.3L V6 262 CID	2005		USEP12006M
4.3L V6 262 CID	2006	Base; LS; LT; VIN X	USEP12006M
4.3L V6 262 CID	2007-2008	Base; VIN X	USEP12006M
5.0L V8 305 CID	1996	VIN M	USEP3927M
5.0L V8 305 CID	1997	VIN M; (Exc.Fitting for Fuel Line)	USEP3966M
5.0L V8 305 CID	1997	VIN M; Auxiliary Fuel Fitting; with 1 electrical connector	USEP3573M
5.0L V8 305 CID	1998-2002	VIN M; (Exc.Fitting for Fuel Line)	USEP3971M

Engine	Years	Application Description	USMW
5.3L V8 5328cc 325 CID	2007	FLEX; L59 Desig.	USEP12006M
5.7L V8 5735cc 350 CID	1996	VIN R; 31 Gallon Fuel Tank	USEP3927M
5.7L V8 5735cc 350 CID	1996	VIN R; 55 Gallon Fuel Tank	USEP3928M
5.7L V8 5735cc 350 CID	1997	VIN R; (Exc.Fitting for Fuel Line)	USEP3966M
5.7L V8 5735cc 350 CID	1997	VIN R; Auxiliary Fuel Fitting; with 1 electrical connector	USEP3573M
5.7L V8 5735cc 350 CID	1998-2002	VIN R; (Exc.Fitting for Fuel Line)	USEP3971M
SAVANA 2500			
4.3L V6 262 CID	1996	Naturally Aspirated; VIN W	USEP3927M
4.3L V6 262 CID	1997-1998	Naturally Aspirated; VIN W; (Exc.Fitting for Fuel Line)	USEP3966M
4.3L V6 262 CID	1997-2002	Naturally Aspirated; VIN W; Auxiliary Fuel Fitting; with 1 electrical connector	USEP3573M
4.3L V6 262 CID	1999-2002	Naturally Aspirated; VIN W; (Exc.Fitting for Fuel Line)	USEP3971M
4.3L V6 262 CID	1999-2002	Naturally Aspirated; VIN W; (Exc.Fitting for Fuel Line); Exc.Calif (Over GW 8,500 Lbs.)	USEP3966M
4.3L V6 262 CID	1999-2002	Naturally Aspirated; VIN W; (Fitting for Fuel Line)	USEP3371M
4.3L V6 262 CID	2003	VIN X	USEP3584M
4.3L V6 262 CID	2004	VIN X	USEP3588M
4.3L V6 262 CID	2005	VIN X	USEP12006M
4.8L V8 294 CID	2003	VIN V	USEP3584M
4.8L V8 294 CID	2004-2005	VIN V	USEP12006M
4.8L V8 294 CID	2006-2007	Naturally Aspirated; VIN V	USEP12006M
4.8L V8 294 CID	2008	Base; VIN C	USEP12006M
5.0L V8 305 CID	1996	Naturally Aspirated; VIN M	USEP3927M
5.0L V8 305 CID	1997-1998	Naturally Aspirated; VIN M; (Exc.Fitting for Fuel Line)	USEP3966M
5.0L V8 305 CID	1997-2002	Naturally Aspirated; VIN M; Auxiliary Fuel Fitting; with 1 electrical connector	USEP3573M
5.0L V8 305 CID	1999-2002	Naturally Aspirated; VIN M; (Exc.Fitting for Fuel Line); Exc.Calif (Over GW 8,500 Lbs.)	USEP3966M
5.0L V8 305 CID	1999-2002	Naturally Aspirated; VIN M; (Fitting for Fuel Line)	USEP3371M
5.7L V8 5735cc 350 CID	1996	Naturally Aspirated; VIN R; 31 Gallon Fuel Tank	USEP3927M
5.7L V8 5735cc 350 CID	1996	Naturally Aspirated; VIN R; 55 Gallon Fuel Tank	USEP3928M
5.7L V8 5735cc 350 CID	1997-2000	Naturally Aspirated; VIN R; Auxiliary Fuel Fitting; with 1 electrical connector	USEP3573M
5.7L V8 5735cc 350 CID	1997	Naturally Aspirated; VIN R, (Exc.Fitting for Fuel Line)	USEP3966M
5.7L V8 5735cc 350 CID	1998-2000	Naturally Aspirated; VIN R; (Exc.Fitting for Fuel Line); Exc.Calif	USEP3971M
5.7L V8 5735cc 350 CID	1998-2000	Naturally Aspirated; VIN R; (Exc.Fitting for Fuel Line); Exc.Calif (Over GW 8,500 Lbs.)	USEP3966M
5.7L V8 5735cc 350 CID	1998-2000	Naturally Aspirated; VIN R; (Fitting for Fuel Line)	USEP3371M
6.0L V8 5967cc 364 CID	2003	VIN U	USEP3584M
6.0L V8 5967cc 364 CID	2004-2005	VIN U	USEP12006M
6.0L V8 5967cc 364 CID	2006-2007	Naturally Aspirated; VIN U	USEP12006M
6.0L V8 5967cc 364 CID	2008	LT; VIN K	USEP12006M
SAVANA 3500			
4.8L V8 294 CID	2004	Base; VIN V	USEP12006M
4.8L V8 294 CID	2006-2007	Base; Cutaway Van; VIN V; (Exc.55 Gallon Fuel Tank)	USEP3583M
4.8L V8 294 CID	2006	Base; Standard Cargo Van; VIN V	USEP12006M
4.8L V8 294 CID	2007	Base; Extended Cargo Van; VIN V	USEP12006M
4.8L V8 294 CID	2008	Base; Cutaway Van; VIN C; (Exc.55 Gallon Fuel Tank)	USEP3583M
4.8L V8 294 CID	2008	Base; Standard Cargo Van; VIN C	USEP12006M

Engine	Years	Application Description	USMW
GMC (CONT.)			
SAVANA 3500 (CONT.)			
5.7L V8 5735cc 350 CID	1996	Naturally Aspirated; VIN R; 31 Gallon Fuel Tank	USEP3927M
5.7L V8 5735cc 350 CID	1996	Naturally Aspirated; VIN R; 55 Gallon Fuel Tank	USEP3928M
5.7L V8 5735cc 350 CID	1997-2002	Cutaway Van; VIN R; (55 Gallon Fuel Tank); (Exc.Fitting for Fuel Line)	USEP3966M
5.7L V8 5735cc 350 CID	1997-2002	Cutaway Van; VIN R; (55 Gallon Fuel Tank); Auxiliary Fuel Fitting; with 1 electrical connector	USEP3573M
5.7L V8 5735cc 350 CID	1997	Cutaway Van; VIN R; (35 Gallon Fuel Tank)	USEP3995M
5.7L V8 5735cc 350 CID	1997	Extended Cargo Van; Extended Passenger Van; Standard Cargo Van; Standard Passenger Van; (Exc.Fitting for Fuel Line)	USEP3966M
5.7L V8 5735cc 350 CID	1997	Extended Cargo Van; Extended Passenger Van; Standard Cargo Van; Standard Passenger Van; Auxiliary Fuel Fitting; with 1 electrical connector	USEP3573M
5.7L V8 5735cc 350 CID	1998-1999	Cutaway Van; VIN R; (Calif) (35 Gallon Fuel Tank); (Exc.Fitting for Fuel Line)	USEP3511M
5.7L V8 5735cc 350 CID	1998-1999	Cutaway Van; VIN R; (Exc.Calif) (35 Gallon Fuel Tank); (Exc.Fitting for Fuel Line)	USEP3996M
5.7L V8 5735cc 350 CID	1998-1999	Cutaway Van; VIN R; (Exc.Calif) (55 Gallon Fuel Tank); (Exc.Fitting for Fuel Line)	USEP3966M
5.7L V8 5735cc 350 CID	1998-1999	Cutaway Van; VIN R; (Exc.Calif) (55 Gallon Fuel Tank); Auxiliary Fuel Fitting; with 1 electrical connector	USEP3573M
5.7L V8 5735cc 350 CID	1998-1999	Extended Cargo Van; Extended Passenger Van; Standard Cargo Van; Standard Passenger Van; (Exc.Calif); (Exc.Fitting for Fuel Line)	USEP3966M
5.7L V8 5735cc 350 CID	1998-1999	Extended Cargo Van; Extended Passenger Van; Standard Cargo Van; Standard Passenger Van; (Exc.Calif); Auxiliary Fuel Fitting; with 1 electrical connector	USEP3573M
5.7L V8 5735cc 350 CID	1998-1999	Naturally Aspirated; VIN R; (Fitting for Fuel Line)	USEP3371M
5.7L V8 5735cc 350 CID	1998-2002	Cutaway Van; VIN R; (Calif) (55 Gallon Fuel Tank); (Exc.Fitting for Fuel Line)	USEP3971M
5.7L V8 5735cc 350 CID	1998-2002	Extended Cargo Van; Extended Passenger Van; Standard Cargo Van; Standard Passenger Van; (Calif); (Exc.Fitting for Fuel Line)	USEP3971M
5.7L V8 5735cc 350 CID	2000-2002	Extended Cargo Van; Extended Passenger Van; Standard Cargo Van; Standard Passenger Van; (Exc.Fitting for Fuel Line); (Federal)	USEP3966M
5.7L V8 5735cc 350 CID	2000-2002	Extended Cargo Van; Extended Passenger Van; Standard Cargo Van; Standard Passenger Van; (Federal); Auxiliary Fuel Fitting; with 1 electrical connector	USEP3573M

Engine	Years	Application Description	USMW
5.7L V8 5735cc 350 CID	2000	Cutaway Van; VIN R; (Exc.Fitting for Fuel Line); (Federal) (35 Gallon Fuel Tank)	USEP3996M
5.7L V8 5735cc 350 CID	2002	Cutaway Van; VIN R; (Calif) (35 Gallon Fuel Tank)	USEP3568M
5.7L V8 5735cc 350 CID	2002	Cutaway Van; VIN R; (Federal) (35 Gallon Fuel Tank)	USEP3551M
5.7L V8 5735cc 350 CID	2002	Extended Cargo Van; Extended Passenger Van; Standard Cargo Van; Standard Passenger Van; (Calif)	USEP3971M
6.0L V8 5967cc 364 CID	2003	Calif (55 Gallon Fuel Tank)	USEP3602M
6.0L V8 5967cc 364 CID	2003	Calif (Exc.55 Gallon Fuel Tank)	USEP3575M
6.0L V8 5967cc 364 CID	2003	Federal (55 Gallon Fuel Tank)	USEP3674M
6.0L V8 5967cc 364 CID	2003	Federal (Exc.55 Gallon Fuel Tank)	USEP3574M
6.0L V8 5967cc 364 CID	2004-2005	Cutaway Van; VIN U; (55 Gallon Fuel Tank)	USEP3682M
6.0L V8 5967cc 364 CID	2004-2005	Cutaway Van; VIN U; (Calif) (55 Gallon Fuel Tank)	USEP3681M
6.0L V8 5967cc 364 CID	2004-2005	Cutaway Van; VIN U; (Calif) (Exc.55 Gallon Fuel Tank)	USEP3583M
6.0L V8 5967cc 364 CID	2005	Extended Cargo Van; VIN U	USEP12006M
6.0L V8 5967cc 364 CID	2006-2007	Base; Cutaway Van; VIN U; (Exc.55 Gallon Fuel Tank)	USEP3583M
6.0L V8 5967cc 364 CID	2006	LS;VIN U	USEP12006M
6.0L V8 5967cc 364 CID	2007	LS;Standard Passenger Van; VIN U	USEP12006M
6.0L V8 5967cc 364 CID	2008	Base; Cutaway Van; VIN K; (Exc.55 Gallon Fuel Tank)	USEP3583M
6.0L V8 5967cc 364 CID	2008	LS;VIN K	USEP12006M
7.4L V8 7440 cc 454 CID	1996	Naturally Aspirated; VIN J; 31 Gallon Fuel Tank	USEP3927M
7.4L V8 7440 cc 454 CID	1996	Naturally Aspirated; VIN J; 55 Gallon Fuel Tank	USEP3928M
7.4L V8 7440 cc 454 CID	1997-2000	Cutaway Van; VIN J; (55 Gallon Fuel Tank); (Exc.Fitting for Fuel Line)	USEP3966M
7.4L V8 7440 cc 454 CID	1997-2000	Cutaway Van; VIN J; (55 Gallon Fuel Tank); Auxiliary Fuel Fitting; with 1 electrical connector	USEP3573M
7.4L V8 7440 cc 454 CID	1997	Cutaway Van; VIN J; (35 Gallon Fuel Tank)	USEP3995M
7.4L V8 7440 cc 454 CID	1997	Extended Cargo Van; Extended Passenger Van; Standard Cargo Van; Standard Passenger Van; VIN J; (Exc.Fitting for Fuel Line)	USEP3966M
7.4L V8 7440 cc 454 CID	1997	Extended Cargo Van; Extended Passenger Van; Standard Cargo Van; Standard Passenger Van; VIN J; Auxiliary Fuel Fitting; with 1 electrical connector	USEP3573M
7.4L V8 7440 cc 454 CID	1998-1999	Cutaway Van; VIN J; (Calif) (35 Gallon Fuel Tank); (Exc.Fitting for Fuel Line)	USEP3511M
7.4L V8 7440 cc 454 CID	1998-1999	Cutaway Van; VIN J; (Exc.Calif) (35 Gallon Fuel Tank); (Exc.Fitting for Fuel Line)	USEP3996M
7.4L V8 7440 cc 454 CID	1998-1999	Cutaway Van; VIN J; (Exc.Calif) (55 Gallon Fuel Tank); (Exc.Fitting for Fuel Line)	USEP3966M
7.4L V8 7440 cc 454 CID	1998-1999	Cutaway Van; VIN J; (Exc.Calif) (55 Gallon Fuel Tank); Auxiliary Fuel Fitting; with 1 electrical connector	USEP3573M
7.4L V8 7440 cc 454 CID	1998-1999	Extended Cargo Van; Extended Passenger Van; Standard Cargo Van; Standard Passenger Van; VIN J; (Exc.Calif); (Exc.Fitting for Fuel Line)	USEP3966M

Engine	Years	Application Description	USMW
GMC (CONT.)			
SAVANA 3500 (CONT.)			
7.4L V8 7440 cc 454 CID	1998-1999	Extended Cargo Van; Extended Passenger Van; Standard Cargo Van; Standard Passenger Van; VIN J; (Exc.Calif); Auxiliary Fuel Fitting; with 1 electrical connector	USEP3573M
7.4L V8 7440 cc 454 CID	1998-1999	Naturally Aspirated; VIN J; (Fitting for Fuel Line)	USEP3371M
7.4L V8 7440 cc 454 CID	1998-2000	Cutaway Van; VIN J; (Calif) (55 Gallon Fuel Tank); (Exc.Fitting for Fuel Line)	USEP3971M
7.4L V8 7440 cc 454 CID	1998-2000	Extended Cargo Van; Extended Passenger Van; Standard Cargo Van; Standard Passenger Van; VIN J; (Calif); (Exc.Fitting for Fuel Line)	USEP3971M
7.4L V8 7440 cc 454 CID	2000	Cutaway Van; VIN J; (Exc.Fitting for Fuel Line); (Federal) (35 Gallon Fuel Tank)	USEP3996M
7.4L V8 7440 cc 454 CID	2000	Extended Cargo Van; Extended Passenger Van; Standard Cargo Van; Standard Passenger Van; VIN J; (Exc.Fitting for Fuel Line); (Federal)	USEP3966M
7.4L V8 7440 cc 454 CID	2000	Extended Cargo Van; Extended Passenger Van; Standard Cargo Van; Standard Passenger Van; VIN J; (Federal); Auxiliary Fuel Fitting; with 1 electrical connector	USEP3573M
8.1L V8 8128cc 496 CID	2001-2002	Cutaway Van; VIN G; (Calif)	USEP3568M
8.1L V8 8128cc 496 CID	2001-2002	Cutaway Van; VIN G; (Federal)	USEP3551M
8.1L V8 8128cc 496 CID	2001-2002	Extended Cargo Van; Extended Passenger Van; Standard Cargo Van; Standard Passenger Van; VIN G; Auxiliary Fuel Fitting; with 1 electrical connector	USEP3573M
8.1L V8 8128cc 496 CID	2001	Extended Cargo Van; Extended Passenger Van; Standard Cargo Van; Standard Passenger Van; VIN G, (Exc.Fitting for Fuel Line)	USEP3966M
8.1L V8 8128cc 496 CID	2002	Extended Cargo Van; Extended Passenger Van; Standard Cargo Van; Standard Passenger Van; VIN G; (Exc.Fitting for Fuel Line); (Federal)	USEP3966M
8.1L V8 8128cc 496 CID	2002	Extended Cargo Van; VIN G, Extended Passenger Van; VIN G, Standard Cargo Van; VIN G, Standard Passenger Van; (Calif)	USEP3971M
SIERRA 1500			
4.3L V6 262 CID	1999-2001	VIN W, Evaporative Emissions Control	USEP3500M
4.3L V6 262 CID	1999-2001	VIN W, Exc.Evaporative Emissions Control	USEP3501M
4.3L V6 262 CID	2002-2003	VIN X; Exc.Evaporative Emissions Control	USEP3501M
4.3L V6 262 CID	2002-2004	VIN X; Evaporative Emissions Control	USEP3500M
4.3L V6 262 CID	2002	VIN W; Evaporative Emissions Control	USEP3500M
4.3L V6 262 CID	2002	VIN W; Exc.Evaporative Emissions Control	USEP3501M
4.3L V6 262 CID	2005-2006	VIN X; WT; w/ 119.0 In., 133.0 In., 143.5 In., 157.5 In. Wheelbase	USEP3609M
4.3L V6 262 CID	2006	SL; w/ 119.0 In. Wheelbase, w/ 133.0 In. Wheelbase, w/ 143.5 In. Wheelbase, w/ 157.5 In. Wheelbase	USEP3609M
4.3L V6 262 CID	2008	VIN X; WT	USEP3732M

Engine	Years	Application Description	USMW
4.8L V8 294 CID	1999-2003	VIN V; Evaporative Emissions Control	USEP3500M
4.8L V8 294 CID	1999-2003	VIN V; Exc.Evaporative Emissions Control	USEP3501M
4.8L V8 294 CID	2004	Base; SLE, WT	USEP3684M
4.8L V8 294 CID	2004	SLT; VIN V	USEP3684M
4.8L V8 294 CID	2005-2006	WT;Base; SLE; w/ 119.0 In., 133.0 In., 143.5 In., 157.5 In. Wheelbase	USEP3684M
4.8L V8 294 CID	2006	SL; SLE	USEP3684M
4.8L V8 294 CID	2007	SLE; WT; VIN C	USEP3747M
4.8L V8 294 CID	2008	SL; SLE w/ 143.5 In. Wheelbase, w/ 134.0 In. Wheelbase,	USEP3747M
5.3L V8 5328cc 325 CID	2002-2004		USEP3572M
5.3L V8 5328cc 325 CID	2006	FLEX; SL; SLE; WT; w/ 119.0 In. Wheelbase, w/ 133.0 In. Wheelbase, w/ 143.5 In. Wheelbase, w/ 157.5 In. Wheelbase	USEP3702M
5.3L V8 5328cc 325 CID	2007-2008	SLE, SLT, WT, FLEX; LC9 Desig.	USEP3732M
5.3L V8 5328cc 325 CID	2007	SLE, SLT, WT	USEP3684M
6.0L V8 5967cc 364 CID	2004	Denali; GAS	USEP3684M
6.0L V8 5967cc 364 CID	2006	Denali; SLE, SLT	USEP3684M
6.0L V8 5967cc 364 CID	2006	SLE; SLT; VIN N; w/ 143.5 In. Wheelbase	USEP3609M
6.0L V8 5967cc 364 CID	2007	SLE, SLT	USEP3684M
6.0L V8 5967cc 364 CID	2008	L76 Desig.; SLE; SLT; VIN Y	USEP3747M
SIERRA 1500 HD			
6.0L V8 5967cc 364 CID	2001-2003	Evaporative Emissions Control	USEP3500M
6.0L V8 5967cc 364 CID	2001-2003	Exc.Evaporative Emissions Control	USEP3501M
6.0L V8 5967cc 364 CID	2005-2006	SLE, SLT; Evap Emissions	USEP3609M
6.0L V8 5967cc 364 CID	2005-2006	SLE, SLT; Exc.EVAP Emissions	USEP3604M
SIERRA 2500			
6.0L V8 5967cc 364 CID	1999-2000	VIN U; Evaporative Emissions Control	USEP3500M
6.0L V8 5967cc 364 CID	1999-2000	VIN U; Exc.Evaporative Emissions Control	USEP3501M
6.0L V8 5967cc 364 CID	2001-2003	Evaporative Emissions Control	USEP3500M
6.0L V8 5967cc 364 CID	2001-2003	Exc.Evaporative Emissions Control	USEP3501M
6.0L V8 5967cc 364 CID	2002	BI-FUEL, Evaporative Emissions Control	USEP3500M
6.0L V8 5967cc 364 CID	2002	BI-FUEL, Exc.Evaporative Emissions Control	USEP3501M
6.0L V8 5967cc 364 CID	2004	w/ 78.0 in. Bed, w/ 96.0 in. Bed; Evaporative Emissions Control	USEP3609M
6.0L V8 5967cc 364 CID	2004	w/ 78.0 in. Bed, w/ 96.0 in. Bed; Exc.Evaporative Emissions Control	USEP3604M
SIERRA 2500 HD			
6.0L V8 5967cc 364 CID	2001-2003	Naturally Aspirated; Exc.Evaporative Emissions Control	USEP3501M
6.0L V8 5967cc 364 CID	2001-2003	Naturally Aspirated; VIN U; Evaporative Emissions Control	USEP3500M
6.0L V8 5967cc 364 CID	2002	BI-FUEL; BI-FUEL; VIN U; Evaporative Emissions Control	USEP3500M
6.0L V8 5967cc 364 CID	2002	BI-FUEL; BI-FUEL; VIN U; Exc.Evaporative Emissions Control	USEP3501M
6.0L V8 5967cc 364 CID	2004	w/ 78.0 in. Bed, w/ 96.0 in. Bed; Evaporative Emissions Control	USEP3609M
6.0L V8 5967cc 364 CID	2004	w/ 78.0 in. Bed, w/ 96.0 in. Bed; Exc.Evaporative Emissions Control	USEP3604M
6.0L V8 5967cc 364 CID	2005	w/ 133.0 In. Wheelbase, w/ 143.5 In. Wheelbase, w/ 157.5 In. Wheelbase, w/ 167.0 In. Wheelbase; (EVAP Emissions)	USEP3609M
6.0L V8 5967cc 364 CID	2005	w/ 133.0 In. Wheelbase, w/ 143.5 In. Wheelbase, w/ 157.5 In. Wheelbase; (Exc.EVAP Emissions)	USEP3604M
6.0L V8 5967cc 364 CID	2006	SL; SLE; SLT; WT; (Exc.EVAP Emissions)	USEP3604M
6.0L V8 5967cc 364 CID	2006	SL; SLE; SLT; WT; (EVAP Emissions)	USEP3609M
6.0L V8 5967cc 364 CID	2007	Naturally Aspirated; SLE; SLT; VIN K, WT; For Auxiliary Fuel Tank	USEP3587M
6.0L V8 5967cc 364 CID	2007	Naturally Aspirated; SLE; VIN K,SLT; VIN K, WT; For Primary Fuel Tank	USEP3675M
8.1L V8 8128cc 496 CID	2001-2003	Naturally Aspirated; VIN G, Evaporative Emissions Control	USEP3500M

Engine	Years	Application Description	USMW
GMC (CONT.)			
SAVANA 3500 (CONT.)			
8.1L V8 8128cc 496 CID	2001-2003	Naturally Aspirated; VIN G; Exc.Evaporative Emissions Control	USEP3501M
8.1L V8 8128cc 496 CID	2004-2005	Naturally Aspirated; VIN G; w/ 143.5 In. Wheelbase, w/ 157.5 In. Wheelbase, w/ 167.0 In. Wheelbase; (EVAP Emissions)	USEP3609M
8.1L V8 8128cc 496 CID	2004-2005	Naturally Aspirated; VIN G; w/ 143.5 In. Wheelbase, w/ 157.5 In. Wheelbase, w/ 167.0 In. Wheelbase; (Exc.EVAP Emissions)	USEP3604M
8.1L V8 8128cc 496 CID	2005	Naturally Aspirated; VIN G; w/ 133.0 In. Wheelbase; (EVAP Emissions)	USEP3609M
8.1L V8 8128cc 496 CID	2005	Naturally Aspirated; VIN G; w/ 133.0 In. Wheelbase; (Exc.EVAP Emissions)	USEP3604M
8.1L V8 8128cc 496 CID	2006	SL; SLE; SLT; WT; (EVAP Emissions)	USEP3609M
8.1L V8 8128cc 496 CID	2006	SL; SLE; SLT; WT; (Exc.EVAP Emissions)	USEP3604M
SIERRA 3500			
6.0L V8 5967cc 364 CID	2001-2003	Naturally Aspirated; VIN U; Commercial Chassis (Calif); Primary Fuel Tank	USEP3522M
6.0L V8 5967cc 364 CID	2001-2003	Naturally Aspirated; VIN U; Commercial Chassis (Federal); Primary Fuel Tank	USEP3599M
6.0L V8 5967cc 364 CID	2001-2003	Naturally Aspirated; VIN U; Commercial chassis; Secondary Fuel Tank	USEP3530M
6.0L V8 5967cc 364 CID	2001	Naturally Aspirated; VIN U; Exc.Commercial Chassis (Evaporative Emissions Control)	USEP3500M
6.0L V8 5967cc 364 CID	2001	Naturally Aspirated; VIN U; Exc.Commercial Chassis (Exc.Evaporative Emissions Control)	USEP3501M
6.0L V8 5967cc 364 CID	2002-2003	Naturally Aspirated; VIN U; Exc.Commercial Chassis (Calif)	USEP3500M
6.0L V8 5967cc 364 CID	2002-2003	Naturally Aspirated; VIN U; Exc.Commercial Chassis (Federal)	USEP3501M
6.0L V8 5967cc 364 CID	2004	Naturally Aspirated; VIN U; Commercial chassis; Secondary Fuel Tank	USEP3616M
6.0L V8 5967cc 364 CID	2004	Naturally Aspirated; VIN U; Exc.Commercial Chassis (Evaporative Emissions Control)	USEP3609M
6.0L V8 5967cc 364 CID	2004	Naturally Aspirated; VIN U; Exc.Commercial Chassis (Exc.Evaporative Emissions Control)	USEP3604M
6.0L V8 5967cc 364 CID	2005-2006	Naturally Aspirated; VIN U; Commercial Chassis (EVAP Emissions)	USEP3616M
6.0L V8 5967cc 364 CID	2005	Naturally Aspirated; VIN U; Commercial Chassis (EVAP Emissions); Secondary Fuel Tank(Incl.Sender)	USEP3617M
6.0L V8 5967cc 364 CID	2005	Naturally Aspirated; VIN U; Exc.Commercial Chassis (EVAP Emissions)	USEP3609M
6.0L V8 5967cc 364 CID	2005	Naturally Aspirated; VIN U; Exc.Commercial Chassis (Exc.EVAP Emissions)	USEP3604M
6.0L V8 5967cc 364 CID	2006	Naturally Aspirated; WT;SL;SLE;SLT; Exc.Commercial Chassis (EVAP Emissions)	USEP3609M
6.0L V8 5967cc 364 CID	2006	Naturally Aspirated; WT;SL;SLE;SLT; Exc.Commercial Chassis (Exc.EVAP Emissions)	USEP3604M
6.0L V8 5967cc 364 CID	2006	Naturally Aspirated; WT;SL;SLE;SLT;VIN U; Commercial Chassis (EVAP Emissions); Secondary Fuel Tank(Incl.Sender)	USEP3617M
8.1L V8 8128cc 496 CID	2001-2003	Naturally Aspirated; VIN G; Commercial Chassis (Calif); Primary Fuel Tank	USEP3522M

Engine	Years	Application Description	USMW
8.1L V8 8128cc 496 CID	2001-2003	Naturally Aspirated; VIN G; Commercial Chassis (Federal); Primary Fuel Tank	USEP3599M
8.1L V8 8128cc 496 CID	2001-2003	Naturally Aspirated; VIN G; Commercial chassis; Secondary Fuel Tank	USEP3530M
8.1L V8 8128cc 496 CID	2001	Naturally Aspirated; VIN G, Exc.Commercial Chassis (Evaporative Emissions Control)	USEP3500M
8.1L V8 8128cc 496 CID	2001	Naturally Aspirated; VIN G, Exc.Commercial Chassis (Exc.Evaporative Emissions Control)	USEP3501M
8.1L V8 8128cc 496 CID	2002-2003	Naturally Aspirated; VIN G, Exc.Commercial Chassis (Calif)	USEP3500M
8.1L V8 8128cc 496 CID	2002-2003	Naturally Aspirated; VIN G, Exc.Commercial Chassis (Federal)	USEP3501M
8.1L V8 8128cc 496 CID	2004-2005	Naturally Aspirated; VIN G; Commercial chassis; Secondary Fuel Tank(Incl.Sender)	USEP3617M
8.1L V8 8128cc 496 CID	2004-2005	Naturally Aspirated; VIN G; Exc.Commercial Chassis (EVAP Emissions)	USEP3609M
8.1L V8 8128cc 496 CID	2004-2005	Naturally Aspirated; VIN G; Exc.Commercial Chassis (Exc.EVAP Emissions)	USEP3604M
8.1L V8 8128cc 496 CID	2005-2006	Naturally Aspirated; VIN G; Commercial Chassis (EVAP Emissions)	USEP3616M
8.1L V8 8128cc 496 CID	2006	Naturally Aspirated; SL; SLE; SLT; WT; VIN G; Commercial chassis; Secondary Fuel Tank(Incl.Sender)	USEP3617M
8.1L V8 8128cc 496 CID	2006	Naturally Aspirated; SL; SLE; SLT; WT; VIN G; Exc.Commercial Chassis (EVAP Emissions)	USEP3609M
8.1L V8 8128cc 496 CID	2006	Naturally Aspirated; SL; SLE; SLT; WT; VIN G; Exc.Commercial Chassis (Exc.EVAP Emissions)	USEP3604M
SONOMA			
2.2L L4 2190cc 134 CID	1994-1995		USEP3641S
2.2L L4 2190cc 134 CID	1996		USEP3923M
2.2L L4 2190cc 134 CID	1997-1999		USEP3943M
2.2L L4 2190cc 134 CID	2000-2002	FLEX; VIN 5	USEP3527M
2.2L L4 2190cc 134 CID	2000	VIN 4	USEP3943M
2.2L L4 2190cc 134 CID	2003		USEP3703M
2.5L L4 2474cc 151 CID	1992	Base, SLE	USEP3642S
2.5L L4 2474cc 151 CID	1993	SLS	USEP3642S
2.8L V6 173 CID	1991	Base, SLE	USEP3637S
2.8L V6 173 CID	1992	Base, SLE	USEP3642S
2.8L V6 173 CID	1993	SLS	USEP3642S
4.3L V6 262 CID	1991	Base, SLE	USEP3637S
4.3L V6 262 CID	1992	Base; SLE	USEP3642S
4.3L V6 262 CID	1992	GT; SLE; VIN W	USEP3642S
4.3L V6 262 CID	1993	SLS	USEP3642S
4.3L V6 262 CID	1994-1995	MFI	USEP3643S
4.3L V6 262 CID	1994	FI; SL	USEP3624S
4.3L V6 262 CID	1996	VIN W, VIN X	USEP3920M
4.3L V6 262 CID	1997-1999	VIN W, VIN X,	USEP3952M
4.3L V6 262 CID	2000-2001	VIN W	USEP3952M
4.3L V6 262 CID	2002	VIN W	USEP3563M
4.3L V6 262 CID	2003	Extended Cab Pickup; Standard Cab Pickup; Crew Cab Pickup	USEP3566M
4.3L V6 262 CID	2004		USEP3566M
TYPHOON			
4.3L V6 262 CID	1992-1993	Base; Electronic; FI; GAS	USEP3625S
V1500 SUBURBAN			
5.7L V8 5735cc 350 CID	1990	SLE	USEP3633S
V2500 SUBURBAN			
5.7L V8 5735cc 350 CID	1990	SLE	USEP3633S
YUKON			
4.8L V8 294 CID	2000	SLE; SLT; VIN V	USEP3508M
4.8L V8 294 CID	2001		USEP3508M
4.8L V8 294 CID	2002-2003	VIN V	USEP3508M

Engine	Years	Application Description	USMW
GMC (CONT.)			
YUKON (CONT.)			
4.8L V8 294 CID	2004	VIN V	USEP3581M
5.3L V8 5328cc 325 CID	2002-2004		USEP3559M
5.3L V8 5328cc 325 CID	2005	FLEX; SLE; SLT; VIN Z	USEP3705M
5.3L V8 5328cc 325 CID	2006	FLEX; SLE; SLT; SL; VIN Z	USEP3705M
5.3L V8 5328cc 325 CID	2007	FLEX; LMG Desig.; SLE; VIN 0, FLEX; LMG Desig.; SLT; VIN 0	USEP3705M
5.3L V8 5328cc 325 CID	2008	FLEX; LMG Desig.; SLE; VIN 0, FLEX; LMG Desig.; SLT; VIN 0	USEP3732M
5.7L V8 5735cc 350 CID	1995	Naturally Aspirated; VIN K, Base, SLE, SLT	USEP3930M
5.7L V8 5735cc 350 CID	1998	Exc.Radio Frequency Interference Filter	USEP3972M
5.7L V8 5735cc 350 CID	1998	Radio Frequency Interference Filter	USEP3534M
5.7L V8 5735cc 350 CID	1999	SLE, SLT; Exc.Radio Frequency Interference Filter	USEP3972M
5.7L V8 5735cc 350 CID	1999	SLE, SLT; Radio Frequency Interference Filter	USEP3534M
YUKON XL 1500			
5.3L V8 5328cc 325 CID	2000-2001		USEP3509M
5.3L V8 5328cc 325 CID	2002-2003	FLEX; VIN Z	USEP3560M
5.3L V8 5328cc 325 CID	2004	FLEX; VIN T	USEP3560M
5.3L V8 5328cc 325 CID	2005	FLEX; SLE; FLEX; SLT; VIN Z	USEP3705M
5.3L V8 5328cc 325 CID	2006	SL, SLE, SLT	USEP3706M
5.3L V8 5328cc 325 CID	2007	FLEX; LC9 Desig.; SLE; LC9 Desig.; SLT; LMG Desig.; SLE; VIN 0, LMG Desig.; SLT; VIN 0	USEP3706M
5.3L V8 5328cc 325 CID	2008	FLEX; LC9 Desig.; SLE; LC9 Desig.; SLT; LMG Desig.; SLE; VIN 0, LMG Desig.; SLT; VIN 0	USEP3732M
6.0L V8 5967cc 364 CID	2001		USEP3509M
YUKON XL 2500			
6.0L V8 5967cc 364 CID	2000	Evaporative Emissions Control; Secondary Fuel Tank	USEP3512M
6.0L V8 5967cc 364 CID	2000	Exc.Evaporative Emissions Control; Secondary Fuel Tank	USEP3513M
6.0L V8 5967cc 364 CID	2000	Primary Fuel Tank	USEP3510M
6.0L V8 5967cc 364 CID	2001	VIN U; Evaporative Emissions Control; Secondary Fuel Tank	USEP3512M
6.0L V8 5967cc 364 CID	2001	VIN U; Exc.Evaporative Emissions Control; Secondary Fuel Tank	USEP3513M
6.0L V8 5967cc 364 CID	2001	VIN U; Primary Fuel Tank	USEP3510M
6.0L V8 5967cc 364 CID	2002-2003	VIN U; Evaporative Emissions Control; Secondary Fuel Tank	USEP3555M
6.0L V8 5967cc 364 CID	2002-2003	VIN U; Exc.Evaporative Emissions Control; Secondary Fuel Tank	USEP3553M
6.0L V8 5967cc 364 CID	2002-2003	VIN U; Primary Fuel Tank	USEP3554M
6.0L V8 5967cc 364 CID	2004	VIN U; Primary Fuel Tank	USEP3675M
6.0L V8 5967cc 364 CID	2004	VIN U; Secondary Fuel Tank	USEP3587M
6.0L V8 5967cc 364 CID	2005-2006	SLE; SLT; VIN U	USEP3675M
6.0L V8 5967cc 364 CID	2005-2006	SLE; SLT; VIN U; Secondary Fuel Tank	USEP3587M
6.0L V8 5967cc 364 CID	2007	SLE, SLT; For Auxiliary Fuel Tank	USEP3587M
6.0L V8 5967cc 364 CID	2007	SLE, SLT; For Primary Fuel Tank	USEP3675M
8.1L V8 8128cc 496 CID	2001	VIN G; Evaporative Emissions Control; Secondary Fuel Tank	USEP3512M
8.1L V8 8128cc 496 CID	2001	VIN G; Exc.Evaporative Emissions Control; Secondary Fuel Tank	USEP3513M
8.1L V8 8128cc 496 CID	2001	VIN G; Primary Fuel Tank	USEP3510M
8.1L V8 8128cc 496 CID	2002-2003	VIN G; Evaporative Emissions Control; Secondary Fuel Tank	USEP3555M
8.1L V8 8128cc 496 CID	2002-2003	VIN G; Exc.Evaporative Emissions Control; Secondary Fuel Tank	USEP3553M
8.1L V8 8128cc 496 CID	2002-2003	VIN G; Primary Fuel Tank	USEP3554M
8.1L V8 8128cc 496 CID	2004	VIN G; Primary Fuel Tank	USEP3675M
8.1L V8 8128cc 496 CID	2004	VIN G; Secondary Fuel Tank	USEP3587M
8.1L V8 8128cc 496 CID	2005-2006	SLE; SLT; VIN G; Secondary Fuel Tank	USEP3587M
8.1L V8 8128cc 496 CID	2005	SLE; SLT; VIN G; Primary Fuel Tank	USEP3675M
8.1L V8 8128cc 496 CID	2006	SLE; SLT; VIN G	USEP3675M

Engine	Years	Application Description	USMW
HONDA			
ACCORD			
2.0L L4 1955cc	1986	BS Desig.; CARB; DX	USEP8269H
2.0L L4 1955cc	1986	BS Desig.; CARB; LX	USEP8269H
2.0L L4 1955cc	1987-1989	A20A1 Desig.; CARB; DX	USEP8269H
2.0L L4 1955cc	1987-1989	A20A1 Desig.; CARB; LX	USEP8269H
2.0L L4 1955cc	1989	SE; LX; A20A3 Desig.	USEP8324H
2.2L L4 2156cc	1990-1993	DX; EX; LX; SE F22A1 Desig., F22A4 Desig., EF22A6 Desig.	USEP8322H
2.2L L4 2156cc	1993	10th Anniversary; F22A1 Desig.	USEP8322H
2.2L L4 2156cc	1994	DX; F22B2 Desig.	USEP8351H
2.2L L4 2156cc	1994	EX; F22B1 Desig.	USEP8351H
2.2L L4 2156cc	1995	2 Dr.; EX; F22B1 Desig.	USEP8351H
2.2L L4 2156cc	1995	DX; F22B2 Desig.; EX; F22B1 Desig.; Wagon	USEP8351H
2.2L L4 2156cc	1996	25th Anniversary Edition; LX,DX; F22B2 Desig.; Value Package	USEP8349H
2.2L L4 2156cc	1996	F22B1 Desig. LX, EX; F22B2 Desig.; LX, EX	USEP8349H
2.2L L4 2156cc	1997	2 Dr.; F22B2 Desig.; SE	USEP8349H
2.2L L4 2156cc	1997	4 Dr.; 4-Wheel ABS; F22B2 Desig.; LX; (USA Built)	USEP8349H
2.2L L4 2156cc	1997	4 Dr.; F22B2 Desig.; LX; (Japan Built)	USEP8347H
2.2L L4 2156cc	1997	4 Dr.; F22B2 Design	USEP8349H
2.2L L4 2156cc	1997	F22B1 Desig., LX, EX, DX	USEP8349H
2.4L L4 2354cc 144 CID	2003-2007	Sold in Canada, Sold in United States; not california	USEP8656M
2.4L L4 2354cc 144 CID	2003-2007	Sold in Mexico; not california	USEP8656M
2.7L V6 2675cc	1995	C27A4 Desig.; EX, LX	USEP8351H
2.7L V6 2675cc	1996-1997	C27A4 Desig.; EX, LX	USEP8349H
CIVIC			
1.3L L4 1339cc	2003-2004	ELECTRIC/ Hybrid; LDA1 Desig.; Federal	USEP8566M
1.5L L4 1493cc	1988-1991	Base; Hatchback; Wagon; Sedan; LX; DX	USEP8325H
1.5L L4 1493cc	1988	Wagon; Wagovan; Wagon; Wagovan	USEP8325H
1.5L L4 1493cc	1989	D15B2 Desig.; Wagon; Wagovan	USEP8321H
1.5L L4 1493cc	1991	D15B2 Desig.; DX; Wagon	USEP8325H
1.5L L4 1493cc	1992	CX; D15B8 Desig., D15Z1 Desig.; VX	USEP8338H
1.5L L4 1493cc	1992	CX; DX; LX; VX; D15B8 Desig., D15B7 Desig.	USEP8338H
1.5L L4 1493cc	1993-1995	2 Dr.; D15B7 Desig.; 3 Dr.; 4 Dr.; DX, CX; D15Z1 Desig.; VX	USEP8338H
1.6L L4 1590cc 97 CID	1989	D16A6 Desig.	USEP8321H
1.6L L4 1590cc 97 CID	1990-1991	D16A6 Desig.; RT, EX, Si	USEP8325H
1.6L L4 1590cc 97 CID	1992-1994	EX, Si	USEP8338H
1.6L L4 1590cc 97 CID	1993-1995	2 Dr.; D16Z6 Desig.; EX; Si	USEP8338H
1.6L L4 1590cc 97 CID	1993-1995	4 Dr.; D16Z6 Desig.; EX	USEP8338H
1.6L L4 1590cc 97 CID	1996-1997	4 Dr.; D16Y8 Desig.; EX, D16Y7 Desig.; LX	USEP8341H
1.6L L4 1590cc 97 CID	1996-1997	HX	USEP8341H
1.6L L4 1590cc 97 CID	1996	DX, CX, EX	USEP8341H
1.6L L4 1590cc 97 CID	1997	DX, CX, EX, 3 Dr.; 4 Dr.; 2 Dr.	USEP8341H
1.7L L4 1700cc	2004	4 Dr.; D17A1 Desig.; DX; LX, D17A2 Desig.; EX; (Exc.Canada Built Vehicle)	USEP8566M
1.8L L4 1799cc	2006-2009	4 Dr.; DX; RX, LX; R18A1 Desig.	USEP8723M
CR-V			
2.0L L4 1972cc	2000	EX, LX, SE	USEP8461S
CRX			
1.5L L4 1493cc	1989	D15B2 Desig., HF	USEP8321H
1.5L L4 1493cc	1990-1991	Base; HF; D15B2 Desig., D15B6 Desig.	USEP8325H
1.6L L4 1590cc 97 CID	1989	D16A6 Desig.	USEP8321H
1.6L L4 1590cc 97 CID	1990-1991	Si	USEP8325H
ELEMENT			
2.4L L4 2354cc 144 CID	2003		USEP8654M
2.4L L4 2354cc 144 CID	2004-2006	EX, LX	USEP8654M
2.4L L4 2354cc 144 CID	2007-2009	EX, LX, SC	USEP8654M
PASSPORT			
2.6L L4 2559cc	1995	4ZE1 Desig	USEP8078H
3.2L V6 3165cc	1998-2000	EX, LX	USEP8397M
3.2L V6 3165cc	2001	EX, LX	USEP8721M
3.2L V6 3165cc	2002	EX, LX	USEP8483M

Engine	Years	Application Description	USMW
HONDA (CONT.)			
PILOT			
3.5L V6 3471cc	2005		USEP8657M
3.5L V6 3471cc	2006-2007	EX; LX J35A9 Desig., J35Z1 Desig.; EX; LX	USEP8657M
3.5L V6 3471cc	2008	EX; J35A9 Desig., EX; J35Z1 Desig.	USEP8657M
3.5L V6 3471cc	2008	EX-L; Special Edition, J35A9 Desig.; J35Z1 Desig.; Value Package	USEP8657M
3.5L V6 3475cc	2003-2004	Sold in Mexico	USEP8720M
PRELUDE			
2.0L L4 1958cc	1988-1990	2.0 S; CARB	USEP8269H
2.0L L4 1958cc	1991	2.0 Si; B20A5 Desig.	USEP8328H
2.1L L4 2056cc	1990	Si; Si 4WS, Si ALB	USEP8328H
2.1L L4 2056cc	1991	Si; Si 4WS, Si ALB	USEP8328H
2.2L L4 2156cc	1997		USEP8365H
2.2L L4 2156cc	1998-2001	Base, Type SH, Base, Type SH	USEP8372H
RIDGELINE			
3.5L V6 3471cc	2006-2009	RT, RTL, RTS	USEP8717M
3.5L V6 3471cc	2007-2008	RT, RTL, RTS, RTX	USEP8717M
HYUNDAI			
ACCENT			
1.6L L4 1599cc 98 CID	2006-2011	Primary	USEP8730M
1.6L L4 1600cc 98 CID	2006	Primary	USEP8730M
ELANTRA			
2.0L L4 1975cc	2001		USEP8527M
2.0L L4 1975cc	2002	GLS, GT,	USEP8527M
2.0L L4 1975cc	2006	GLS, GT, Limited, Primary	USEP8730M
2.0L L4 1975cc	2009-2011	Primary	USEP8730M
SANTA FE			
2.4L L4 2351cc	2004	Base	USEP8662M
3.5L V6 3500cc	2003-2005	LX	USEP8662M
TIBURON			
2.7L V6 2656cc	2003	GT	USEP8529M
INFINITI			
FX35			
3.5L V6 3498cc 213 CID	2003-2008		USEP8540M
FX45			
4.5L V8 4494cc	2006-2008		USEP8538M
4.5L V8 4500cc	2003-2005		USEP8538M
G35			
3.5L V6 3498cc 213 CID	2004	Sedan, Coupe	USEP8534M
3.5L V6 3498cc 213 CID	2005		USEP8534M
3.5L V6 3498cc 213 CID	2006	Base; Sedan, X, Coupe	USEP8534M
M35			
3.5L V6 3498cc 213 CID	2006-2007	Base, Sport, X	USEP8534M
3.5L V6 3498cc 213 CID	2008	Base, X	USEP8534M
M45			
4.5L V8 4494cc	2006-2007	Base, Sport	USEP8534M
4.5L V8 4494cc	2008	Base, X	USEP8534M
QX56			
5.6L V8 5552cc 339 CID	2004-2006		USEP8595M
5.6L V8 5552cc 339 CID	2007-2010		USEP8788M
ISUZU			
ASCENDER			
4.2L L6 256 CID	2003	VIN S; This Module uses an internal strainer design and may look different from your original Unit	USEP3549M
4.2L L6 256 CID	2004	S; VIN S; This Module uses an internal strainer design and may look different from your original Unit	USEP3549M
4.2L L6 256 CID	2005-2006	w/ 129.0 In. Wheelbase	USEP3746M
4.2L L6 256 CID	2005	LS; VIN S; w/ 113.0 In. Wheelbase	USEP3707M
4.2L L6 256 CID	2006	Base; VIN S; w/ 113.0 In. Wheelbase, Base; VIN S; w/ 113.0 In. Wheelbase	USEP3707M
4.2L L6 256 CID	2007		USEP3707M
5.3L V8 5328cc 325 CID	2005-2006		USEP3746M

Engine	Years	Application Description	USMW
AXIOM			
3.5L V6 3475cc	2002	From 11/01	USEP8483M
3.5L V6 3475cc	2002	To 10/01	USEP8721M
3.5L V6 3491cc	2003		USEP8483M
HOMBRE			
2.2L L4 2180cc 133 CID	1996		USEP3923M
2.2L L4 2180cc 133 CID	1997-2000		USEP3943M
4.3L V6 4294cc	1997-1999		USEP3952M
IMPULSE			
1.6L L4 1588cc 98 CID	1990		USEP8275H
1.6L L4 1588cc 98 CID	1991-1992	RS; VIN 4, RS; VIN 4	USEP8275H
1.6L L4 1588cc 98 CID	1991	Naturally Aspirated; VIN 5; XS	USEP8275H
2.0L L4 1994cc	1985-1989	Turbocharged; VIN F	USEP8051H
2.3L L4 2254cc	1988-1989	Naturally Aspirated; VIN L	USEP8051H
RODEO			
2.2L L4 2180cc 133 CID	1998-2000	X22SE Desig.	USEP8397M
2.2L L4 2180cc 133 CID	2001	S; VIN D; X22SE Desig.	USEP8721M
2.2L L4 2180cc 133 CID	2002-2003	S; VIN D; X22SE Desig.	USEP8486M
2.6L L4 2559cc	1995		USEP8078H
3.1L V6 3137cc	1991-1992		USEP8205H
3.2L V6 3165cc	1997	VIN V; From 07/97	USEP8397M
3.2L V6 3165cc	1998-2000	6VD1 Desig.	USEP8397M
3.2L V6 3165cc	2001	6VD1 Desig.; S V6; VIN W	USEP8721M
3.2L V6 3165cc	2002-2003	6VD1 Desig.; S V6; VIN W	USEP8483M
3.2L V6 3165cc	2004	6VD1 Desig.; VIN W	USEP8483M
3.5L V6 3494cc	2004	6VE1 Desig.; VIN Y	USEP8483M
RODEO SPORT			
2.2L L4 2180cc 133 CID	2001	S; VIN D; X22SE Desig.	USEP8271M
2.2L L4 2180cc 133 CID	2002-2003	S; VIN D; X22SE Desig.	USEP8484M
3.2L V6 3165cc	2001	6VD1 Desig.; S V6; VIN W	USEP8721M
3.2L V6 3165cc	2002-2003	6VD1 Desig.; S V6; VIN W	USEP8484M
STYLUS			
1.6L L4 1588cc 98 CID	1991-1992	S; VIN 6	USEP8275H
1.6L L4 1588cc 98 CID	1991	VIN 5; XS	USEP8275H
1.6L L4 1588cc 98 CID	1993		USEP8275H
TROOPER			
2.8L V6 2827cc	1989-1991		USEP8205H
3.5L V6 3475cc	1998-2002		USEP8399H
VEHICROSS			
3.5L V6 3475cc	1999-2001		USEP8399H
JEEP			
CHEROKEE			
2.5L L4 150 CID	1991-1993	Base; VIN P	USEP7072S
2.5L L4 150 CID	1996	SE; VIN P	USEP12210S
2.5L L4 150 CID	1997	FI; SE	USEP7121M
4.0L L6 242 CID	1987-1988	Chief	USEP7091S
4.0L L6 242 CID	1989-1990	Laredo; Limited; Pioneer; Sport	USEP7091S
4.0L L6 242 CID	1991-1992	Base; Briarwood; Laredo; Limited; Sport; VIN S	USEP7072S
4.0L L6 242 CID	1993	Base; Sport; VIN S	USEP7072S
4.0L L6 242 CID	1993	Country; VIN S	USEP7072S
4.0L L6 242 CID	1996	Classic; Country; SE; Sport; VIN S	USEP12210S
4.0L L6 242 CID	1997	FI; SE, sport	USEP7121M
4.0L L6 242 CID	2001	Classic; Limited, SE, Sport	USEP7121M
COMANCHE			
2.5L L4 150 CID	1991-1992	Base; VIN P	USEP7072S
2.5L L4 150 CID	1991	Pioneer; VIN P	USEP7072S
4.0L L6 242 CID	1987	Naturally Aspirated; VIN M	USEP7072S
4.0L L6 242 CID	1988		USEP7072S
4.0L L6 242 CID	1989-1990	Base; Eliminator; Pioneer; VIN L	USEP7072S
4.0L L6 242 CID	1991-1992	Base; Eliminator; Pioneer; VIN S	USEP7072S
COMMANDER			
3.7L V6 226 CID	2006	65th Anniversary Edition; VIN K	USEP7197M
3.7L V6 226 CID	2007	Base; VIN K	USEP7197M
3.7L V6 226 CID	2008-2009	Sport; VIN K	USEP7197M
4.7L V8 4670cc 285 CID	2006	65th Anniversary Edition; Limited; VIN N	USEP7197M
4.7L V8 4670cc 285 CID	2007	Base; FLEX; VIN P, VIN N	USEP7197M

Engine	Years	Application Description	USMW
JEEP (CONT.)			
COMMANDER (CONT.)			
4.7L V8 4670cc 285 CID	2007	FLEX; Limited; VIN P, Limited; VIN N	USEP7197M
4.7L V8 4670cc 285 CID	2008	FLEX; Limited; FLEX; Sport; VIN N	USEP7197M
4.7L V8 4670cc 285 CID	2008	Limited; Sport; VIN N	USEP7197M
4.7L V8 4670cc 285 CID	2009	FLEX; Limited; VIN P, Limited; Sport; VIN N	USEP7197M
4.7L V8 4670cc 285 CID	2009	FLEX; Sport; VIN P	USEP7197M
5.7L V8 5653cc 345 CID	2006	Limited; VIN 2	USEP7197M
5.7L V8 5653cc 345 CID	2007-2008	Limited; VIN 2, Overland	USEP7197M
5.7L V8 5653cc 345 CID	2009	EZD Desig.; Limited; EZD Desig.; Overland; VIN T	USEP7197M
COMMANDER LTD PREMIUM 2WD(MEX)			
5.7L V8 5654cc 345 CID	2010		USEP7197M
COMPASS			
2.0L L4 1998cc 122 CID	2007	Base; ECN Desig.; VIN 0	USEP7220M
2.0L L4 1998cc 122 CID	2008	ECN Desig.; Sport; VIN 0	USEP7220M
2.0L L4 1998cc 122 CID	2009	ECN Desig.; Sport; VIN A	USEP7220M
2.4L L4 2360cc 144 CID	2007-2008	Sold in Canada, Sold in Mexico, Sold in United States, FWD; Limited; VIN W	USEP7220M
2.4L L4 2360cc 144 CID	2007	Base; FWD; VIN W	USEP7220M
2.4L L4 2360cc 144 CID	2008	FWD; Sport; VIN W	USEP7220M
2.4L L4 2360cc 144 CID	2009-2014	Sold in Canada, Sold in Mexico, Sold in United States	USEP7218M
2.4L L4 2360cc 144 CID	2009	ED3 Desig.; Limited; Sport; VIN B, EDG Desig.; Limited; Sport; VIN B	USEP7220M
2.4L L4 2360cc 144 CID	2011	Sold in Canada, Sold in United States	USEP7218M
GRAND CHEROKEE			
3.7L V6 226 CID	2005-2009	Laredo; VIN K	USEP7197M
3.7L V6 226 CID	2006	65th Anniversary Edition; VIN K	USEP7197M
4.0L L6 242 CID	1993-1994	Laredo; Limited; VIN S	USEP7055M
4.0L L6 242 CID	1993	Base; VIN S	USEP7055M
4.0L L6 242 CID	1994	SE; VIN S	USEP7055M
4.0L L6 242 CID	1995	Laredo; Limited; Orvis; SE; VIN S	USEP7087M
4.0L L6 242 CID	1996	Laredo; Limited; VIN S	USEP7099M
4.0L L6 242 CID	1997-1998	Laredo; VIN S	USEP7103M
4.0L L6 242 CID	1997-1998	Limited; VIN S	USEP7103M
4.0L L6 242 CID	1997-1998	TS; VIN S	USEP7103M
4.0L L6 242 CID	1997	Orvis; VIN S	USEP7103M
4.0L L6 242 CID	1999-2004	Laredo; VIN S	USEP7127M
4.0L L6 242 CID	1999-2004	Limited; VIN S	USEP7127M
4.0L L6 242 CID	2002	Sport; VIN S	USEP7127M
4.0L L6 242 CID	2004	Special Edition; VIN S	USEP7127M
4.7L V8 4670cc 285 CID	2002-2004	Laredo; VIN N	USEP7127M
4.7L V8 4670cc 285 CID	2002-2004	Limited; VIN J	USEP7127M
4.7L V8 4670cc 285 CID	2002-2004	Limited; VIN N	USEP7127M
4.7L V8 4670cc 285 CID	2002-2004	Overland; VIN J	USEP7127M
4.7L V8 4670cc 285 CID	2002	Sport; VIN N	USEP7127M
4.7L V8 4670cc 285 CID	2004	Laredo; VIN J	USEP7127M
4.7L V8 4670cc 285 CID	2004	Special Edition; VIN N	USEP7127M
4.7L V8 4670cc 285 CID	2005-2008	Laredo; Limited; VIN N	USEP7197M
4.7L V8 4670cc 285 CID	2006	65th Anniversary Edition; VIN N	USEP7197M
4.7L V8 4670cc 285 CID	2007	FLEX; Laredo; Limited; VIN P, VIN N	USEP7197M
4.7L V8 4670cc 285 CID	2009	FLEX; Laredo; VIN P, Limited; VIN P	USEP7197M
4.7L V8 4703cc 287 CID	1999-2001	Laredo; VIN N	USEP7127M
4.7L V8 4703cc 287 CID	1999-2001	Limited; VIN N	USEP7127M
5.2L V8 5211cc 318 CID	1993-1994	Laredo; Limited; VIN Y	USEP7055M
5.2L V8 5211cc 318 CID	1993	Base; VIN Y	USEP7055M
5.2L V8 5211cc 318 CID	1994	SE; VIN Y	USEP7055M
5.2L V8 5211cc 318 CID	1995	Laredo; Limited; Orvis; SE; VIN Y	USEP7087M
5.2L V8 5211cc 318 CID	1996	Laredo; Limited; VIN Y	USEP7099M
5.2L V8 5211cc 318 CID	1997-1998	Laredo; VIN Y	USEP7103M
5.2L V8 5211cc 318 CID	1997-1998	Limited; VIN Y	USEP7103M
5.2L V8 5211cc 318 CID	1997-1998	TS; VIN Y	USEP7103M
5.2L V8 5211cc 318 CID	1997	Orvis; VIN Y	USEP7103M
5.7L V8 5653cc 345 CID	2005-2006	Limited; VIN 2	USEP7197M
5.7L V8 5653cc 345 CID	2006	Overland; VIN 2	USEP7197M
5.7L V8 5653cc 345 CID	2007-2008	Limited; VIN 2, Overland	USEP7197M
5.7L V8 5653cc 345 CID	2009	EZD Desig.; Overland; VIN T	USEP7197M

Engine	Years	Application Description	USMW
5.9L V8 5899cc 360 CID	1998	5.9 Limited; VIN Z	USEP7103M
6.1L V8 6059cc 370 CID	2006	SRT8; VIN 3	USEP7197M
6.1L V8 6059cc 370 CID	2007-2008	Naturally Aspirated; SRT8; VIN 3	USEP7197M
6.1L V8 6059cc 370 CID	2009	Naturally Aspirated; SRT8; VIN W	USEP7197M
GRAND WAGONEER			
5.2L V8 5211cc 318 CID	1993		USEP7055M
LIBERTY			
2.4L L4 148 CID	2002	Renegade; VIN 1	USEP7162M
2.4L L4 148 CID	2003	Primary	USEP7162M
2.4L L4 148 CID	2005	Naturally Aspirated; Sport; VIN 1	USEP7199M
3.7L V6 226 CID	2002	Limited; Sport; VIN K	USEP7162M
3.7L V6 226 CID	2003	Primary	USEP7162M
3.7L V6 226 CID	2005-2006	Limited; Renegade; Sport	USEP7199M
3.7L V6 226 CID	2005	Naturally Aspirated; Rocky Mountain Edition; VIN K	USEP7199M
3.7L V6 226 CID	2006	65th Anniversary Edition; VIN K	USEP7199M
3.7L V6 226 CID	2007	Limited; Sport	USEP7199M
3.7L V6 226 CID	2008-2009	Limited; Sport	USEP7219M
LIBERTY LIMITED JET 2WD (MEX)			
3.7L L6 3701cc	2011-2012		USEP7219M
LIBERTY LIMITED JET 4WD (MEX)			
3.7L L6 3701cc	2012		USEP7219M
PATRIOT			
2.0L L4 1998cc 122 CID	2008	ECN Desig.; Sport; VIN 0	USEP7220M
2.0L L4 1998cc 122 CID	2009	ECN Desig.; Sport; VIN A	USEP7220M
2.4L L4 2360cc 144 CID	2007-2008	Sold in Canada, Sold in Mexico, Sold in United States, FWD; Limited; VIN W	USEP7220M
2.4L L4 2360cc 144 CID	2008	FWD; Sport; VIN W	USEP7220M
2.4L L4 2360cc 144 CID	2009-2014	Sold in Canada, Sold in Mexico, Sold in United States	USEP7218M
2.4L L4 2360cc 144 CID	2009	ED3 Desig.; Limited; Sport; VIN B, EDG Desig.; Limited; Sport; VIN B	USEP7220M
TJ			
2.4L L4 148 CID	2003		USEP7156MN
4.0L L6 242 CID	2003-2004	Rubicon	USEP7156MN
WAGONEER			
4.0L L6 242 CID	1987-1990	F; Limited	USEP7091S
4.0L L6 242 CID	1987	VIN M, Base; Electronic; F; GAS	USEP7091S
WRANGLER			
2.4L L4 148 CID	2003-2004	SE; VIN 1, SE	USEP7156MN
2.4L L4 148 CID	2005-2006	SE; VIN 1	USEP7200M
2.4L L4 2429cc 148 CID	2003-2004		USEP7156MN
2.5L L4 150 CID	1994-1995		USEP12028S
2.5L L4 150 CID	1997-1998	SE; VIN P, 15 Gallon Fuel Tank	USEP7122M
2.5L L4 150 CID	1997-1998	SE; VIN P, 19 Gallon Fuel Tank	USEP7115MN
4.0L L6 242 CID	1994-1995		USEP12028S
4.0L L6 242 CID	1997-1999	Sport; VIN S, 15 Gallon Fuel Tank	USEP7122M
4.0L L6 242 CID	1997-1999	Sport; VIN S; 19 Gallon Fuel Tank	USEP7115MN
4.0L L6 242 CID	1997	Sahara; VIN S, 15 Gallon Fuel Tank	USEP7122M
4.0L L6 242 CID	1997	Sahara; VIN S; 19 Gallon Fuel Tank	USEP7115MN
4.0L L6 242 CID	2002	Sahara; VIN S; X	USEP7115MN
4.0L L6 242 CID	2003	Sport	USEP7156MN
4.0L L6 242 CID	2004	Unlimited; Sahara	USEP7156MN
4.0L L6 242 CID	2005-2006	Rubicon; Sport; Unlimited Rubicon; Unlimited; VIN S; X	USEP7200M
4.0L L6 242 CID	2006	65th Anniversary Edition; SE; VIN S	USEP7200M
4.0L L6 3956cc 241 CID	2003-2004	X	USEP7156MN
KIA			
OPTIMA			
2.4L L4 2351cc	2004	VIN 6,	USEP8673M
2.4L L4 2351cc	2005-2006	EX; LX; EX; LX; VIN 6; Optional	USEP8673M
2.4L L4 2359cc	2006	EX; LX; VIN 3	USEP8673M
RIO			
1.5L L4 1493cc	2001		USEP8420M
1.5L L4 1493cc	2002	Base, Cinco	USEP8420M
1.6L L4 1594cc	2003		USEP8744M

Engine	Years	Application Description	USMW
KIA (CONT.)			
RIO (CONT.)			
1.6L L4 1594cc	2004	Base, Cinco,	USEP8744M
1.6L L4 1594cc	2005	Base, Cinco	USEP8636M
1.6L L4 1599cc 98 CID	2006-2011	Primary	USEP8730M
RIO5			
1.6L L4 1599cc 98 CID	2006-2011	Primary	USEP8730M
SEDONA			
3.5L V6 3497cc 215 CID	2002		USEP8661M
3.5L V6 3497cc 215 CID	2003-2004		USEP8482M
3.5L V6 3497cc 215 CID	2003	From 03/21/03	USEP8482M
3.5L V6 3497cc 215 CID	2003	To 03/21/03	USEP8661M
3.5L V6 3497cc 215 CID	2005	EX, LX	USEP8482M
SEPHIA			
1.8L L4 1793cc	1998-1999	Base, LS	USEP8393M
1.8L L4 1793cc	2000	Base, LS	USEP8408M
1.8L L4 1793cc	2001	Base, LS,	USEP8421M
1.8L L4 1839cc	1995		USEP8401H
SORENTO			
3.5L V6 3497cc 215 CID	2003-2004		USEP8520M
SPECTRA			
1.8L L4 1793cc	2000-2003		USEP8421M
1.8L L4 1793cc	2004	5BP Desig.; LS; VIN 1	USEP8421M
LINCOLN			
AVIATOR			
4.6L V8 4601cc 281 CID	2003	FROM 12/10/2002	USEP2354M
4.6L V8 4601cc 281 CID	2004-2005		USEP2354M
BLACKWOOD			
5.4L V8 5408cc 330 CID	2002		USEP2316S
BLACKWOOD 2WD (MEX)			
5.4L V8 5409cc 330 CID	2003		USEP2237S
CONTINENTAL			
3.8L V6 232 CID	1988-1990	Base, Signature, Base, Signature	USEP2077S
3.8L V6 232 CID	1991-1993	Executive, Signature	USEP2077S
3.8L V6 232 CID	1994		USEP2077S
4.6L V8 4601cc 281 CID	1995		USEP2186M
4.6L V8 4601cc 281 CID	1996	Anniversary	USEP2186M
4.6L V8 4601cc 281 CID	1997		USEP2187M
4.6L V8 4601cc 281 CID	1999-2002		USEP2249M
5.0L V8 302 CID	1985	Naturally Aspirated; VIN F,	USEP2100H
5.0L V8 302 CID	1986		USEP2100H
LS			
3.9L V8 242 CID	2000-2002		USEP2274M
3.9L V8 242 CID	2003-2004		USEP2388M
3.9L V8 242 CID	2005	Ultimate; VIN A	USEP2388M
MARK LT			
5.4L V8 5408cc 330 CID	2006-2007		USEP2533M
5.4L V8 5408cc 330 CID	2008	w/ 138.5 In. Wheelbase	USEP2434M
5.4L V8 5408cc 330 CID	2008	w/ 150.5 In. Wheelbase; (Exc.Extended Range Fuel Tank)	USEP2441M
5.4L V8 5408cc 330 CID	2008	w/ 150.5 In. Wheelbase; (Extended Range Fuel Tank)	USEP2436M
MARK VII			
5.0L V8 302 CID	1985	LSC; Versace, VIN F	USEP2100H
5.0L V8 302 CID	1986-1987	Bill Blass; VIN F, LSC; VIN M	USEP2084H
5.0L V8 302 CID	1986	Bill Blass; VIN F	USEP2100H
5.0L V8 302 CID	1988-1992	Bill Blass, LSC	USEP2084H
MARK VIII			
4.6L V8 4601cc 281 CID	1993-1996		USEP2070H
4.6L V8 4601cc 281 CID	1995	Base, LSC	USEP2070H
4.6L V8 4601cc 281 CID	1997-1998	Base, LSC	USEP2194M
MKX			
3.5L V6 3496cc 213 CID	2007-2010	AWD; Left	USEP2470M
MKZ			
3.5L V6 3490cc 213 CID	2007-2009	FWD; Primary	USEP2472M
3.5L V6 3496cc 213 CID	2007-2009	FWD; Primary	USEP2472M

Engine	Years	Application Description	USMW
NAVIGATOR			
5.4L V8 5408cc 330 CID	1998	4WD, RWD	USEP2201S
5.4L V8 5408cc 330 CID	1999-2001	4WD; RWD; VIN A	USEP2253S
5.4L V8 5408cc 330 CID	2000-2002	4WD, RWD	USEP2253S
5.4L V8 5408cc 330 CID	2001	4WD; VIN R, RWD	USEP2253S
5.4L V8 5408cc 330 CID	2003-2004		USEP2362M
5.4L V8 5408cc 330 CID	2005		USEP2443M
5.4L V8 5408cc 330 CID	2006	Luxury, Ultimate	USEP2443M
TOWN CAR			
4.6L V8 4601cc 281 CID	1991-1992	Cartier, Executive, Touring Edition	USEP2121H
4.6L V8 4601cc 281 CID	1993-1994	Cartier, Executive, Touring Edition	USEP2122H
4.6L V8 4601cc 281 CID	1993	Jack Nicklaus, Jack Nicklaus	USEP2122H
4.6L V8 4601cc 281 CID	1994	Tournament Edition, Tournament Edition	USEP2122H
4.6L V8 4601cc 281 CID	1998	Cartier, Executive, Signature	USEP2272S
4.6L V8 4601cc 281 CID	2001-2002	Cartier L, Executive L, Signature, Primary	USEP2382S
4.6L V8 4601cc 281 CID	2003	Cartier L, Executive Protection Series, Signature	USEP2336S
4.6L V8 4601cc 281 CID	2005	Executive, Executive L, Signature, Signature L, Signature Limited	USEP2449S
4.6L V8 4601cc 281 CID	2006-2007	FLEX; Designer Series; Executive; Signature L; Signature Limited; Signature; VIN V, VIN W	USEP2449S
4.6L V8 4601cc 281 CID	2008	Executive L; Executive; Signature L; Limited; VIN W	USEP2449S
5.0L V8 302 CID	1990	Cartier, Executive, Touring Edition, Cartier, Executive, Touring Edition; Exc.Campaign CP-4697	USEP2059MN
5.0L V8 302 CID	1990	Cartier, Executive, Touring Edition; Campaign CP-4697	USEP2123S
ZEPHYR			
3.0L V6 2968cc 181 CID	2006		USEP2458M
MAZDA			
3			
2.0L L4 1999cc 122 CID	2009		USEP8591M
2.0L L4 1999cc 122 CID	2010-2013		USEP9049M
2.0L L4 2000cc 122 CID	2004-2009		USEP8591M
2.0L L4 2000cc 122 CID	2013		USEP9049M
2.3L L4 2260cc 138 CID	2004-2009		USEP8591M
2.5L L4 2489cc 152 CID	2010-2013		USEP9049M
626			
2.0L L4 1991cc	1995		USEP2156H
2.0L L4 1991cc	1996-1997	DX, LX	USEP2118H
2.5L V6 2497cc 152 CID	1996-1997	ES, LX, ES	USEP2118H
3 SPORT			
2.0L L4 2000cc 122 CID	2012-2013		USEP9049M
2.5L L4 2488cc 152 CID	2012-2013		USEP9049M
B2300			
2.3L L4 2294cc	2001		USEP2293M
2.3L L4 2295cc	1994	Standard Cab Pickup, Base; Standard Cab Pickup, SE; Standard Cab Pickup	USEP2078S
2.3L L4 2295cc	1995-1997	Extended Cab Pickup, Standard Cab Pickup, Base; SE	USEP2106S
2.3L L4 2300cc	2002-2003		USEP2293M
2.3L L4 2300cc	2004-2006		USEP2357M
2.3L L4 2300cc	2006	To 05/01/2006	USEP2363M
B2500			
2.5L L4 2492cc	1998-2000	Extended Cab Pickup, Standard Cab Pickup	USEP2207S
2.5L L4 2492cc	2001		USEP2269S
B3000			
3.0L V6 2986cc 182 CID	1995-1996	Extended Cab Pickup	USEP2106S
3.0L V6 2986cc 182 CID	1998	Extended Cab Pickup, Standard Cab Pickup	USEP2207S
3.0L V6 2986cc 182 CID	2001-2003	FLEX; VIN V,	USEP2349M
3.0L V6 2986cc 182 CID	2004-2006		USEP2357M
3.0L V6 2986cc 182 CID	2006	Standard Cab Pickup	USEP2363M

Engine	Years	Application Description	USMW
MAZDA (CONT.)			
B4000			
4.0L V6 4016cc	1994	SE; Standard Cab Pickup, SE; Standard Cab Pickup	USEP2078S
4.0L V6 4016cc	1995-1996	Extended Cab Pickup, Standard Cab Pickup, SE	USEP2106S
4.0L V6 4016cc	1997	Base; Standard Cab Pickup	USEP2078S
4.0L V6 4016cc	1997	Extended Cab Pickup, Standard Cab Pickup	USEP2106S
4.0L V6 4016cc	2001-2003		USEP2293M
4.0L V6 4016cc	2004	w/ 111.6 In., 125.7 In., 125.9 In. Wheelbase	USEP2363M
4.0L V6 4016cc	2006		USEP2363M
MAZDA3 I TOURING (MEX)			
2.0L L4 1999cc 122 CID	2012-2013		USEP9049M
MPV			
3.0L V6 2968cc 181 CID	2004		USEP8584M
MX-6			
2.0L L4 1991cc	1995		USEP2156H
2.0L L4 1991cc	1996-1997	Base	USEP2118H
2.5L V6 2497cc 152 CID	1996	M Edition, M Edition	USEP2118H
2.5L V6 2497cc 152 CID	1997	LS, LS	USEP2118H
TRIBUTE			
2.0L L4 1991cc	2001-2004	DX	USEP2291M
MERCEDES-BENZ			
A160			
1.6L L4 1598cc 98 CID	2003	Sold in Mexico	USEP10281M
C230			
1.8L L4 1796cc 110 CID	2003-2005		USEP8475M
2.3L L4 2295cc	2002	From Chassis/VIN A252580	USEP8475M
2.3L L4 2295cc	2002	To Chassis/VIN A252579	USEP8474M
2.5L V6 2496cc	2006		USEP8475M
C240			
2.6L V6 2597cc	2001		USEP8474M
2.6L V6 2597cc	2002	From Chassis/VIN R043191 (From Chassis/VIN A252580) (From Chassis/VIN F182331)	USEP8475M
2.6L V6 2597cc	2002	To Chassis/VIN R043190 (To Chassis/VIN A252579) (To Chassis/VIN F182330)	USEP8474M
2.6L V6 2597cc	2003-2005	Base; 4Matic; 112.912 Desig.	USEP8475M
C280			
3.0L V6 2996cc 183 CID	2006-2007	272.940 Desig.; Luxury, 272.941 Desig.; 4Matic	USEP8475M
C300			
3.0L V6 2996cc 183 CID	2008-2012		USEP9081M
C320			
3.2L V6 3199cc	2001		USEP8475M
3.2L V6 3199cc	2002	From Chassis/VIN R043191 (From Chassis/VIN A252580) (From Chassis/VIN F182331)	USEP8475M
3.2L V6 3199cc	2002	To Chassis/VIN R043190 (To Chassis/VIN A252579) (To Chassis/VIN F182330)	USEP8474M
3.2L V6 3199cc	2003-2005	4Matic, Base	USEP8475M
C350			
3.5L V6 3498cc 213 CID	2008-2011		USEP9081M
CLK320			
3.2L V6 3199cc	2003	112.955 Desig.	USEP8475M
3.2L V6 3199cc	2004-2005		USEP8475M
CLK350			
3.5L V6 3498cc 213 CID	2006	To 05/19/05	USEP8531M
CLK500			
5.0L V8 4973cc	2003-2004		USEP8531M
5.0L V8 4973cc	2005	To 05/19/05	USEP8531M
E350			
3.5L V6 3498cc 213 CID	2010-2011		USEP9081M

Engine	Years	Application Description	USMW
E500			
5.0L V8 4973cc	2003		USEP8530M
5.0L V8 4973cc	2004-2005	Base	USEP8530M
E55 AMG			
5.5L V8 5439cc 335 CID	2003-2005		USEP8572M
E550			
5.5L V8 5461cc 333 CID	2010-2011		USEP9081M
GLK350			
3.5L V6 3498cc 213 CID	2010-2012		USEP9081M
MERCURY			
CAPRI			
3.8L V6 232 CID	1985-1986	GS	USEP2110H
5.0L V8 302 CID	1985	RS	USEP2110H
5.0L V8 302 CID	1986	5.0; FI	USEP2110H
COUGAR			
2.3L L4 140 CID	1985-1986	Turbocharged; VIN W; XR-7	USEP2084H
3.8L V6 232 CID	1985	LS; VIN 3	USEP2099M
3.8L V6 232 CID	1986	LS; VIN 3	USEP2100H
3.8L V6 232 CID	1989-1990	LS; VIN 4, Supercharged; VIN R; XR-7	USEP2098S
3.8L V6 232 CID	1991-1992	LS; VIN 4	USEP2098S
3.8L V6 232 CID	1993-1997		USEP2098S
4.6L V8 4601cc 281 CID	1994-1997		USEP2098S
5.0L V8 302 CID	1985	LS; VIN F	USEP2099M
5.0L V8 302 CID	1986	LS; VIN F	USEP2100H
5.0L V8 302 CID	1991-1992	LS; VIN T; XR-7, LS	USEP2098S
5.0L V8 302 CID	1993		USEP2098S
GRAND MARQUIS			
4.6L V8 4601cc 281 CID	1992		USEP2121H
4.6L V8 4601cc 281 CID	1993-1994		USEP2122H
4.6L V8 4601cc 281 CID	1997		USEP2222S
4.6L V8 4601cc 281 CID	2001-2002	Primary	USEP2382S
4.6L V8 4601cc 281 CID	2003-2004		USEP2336S
4.6L V8 4601cc 281 CID	2005		USEP2449S
4.6L V8 4601cc 281 CID	2006-2007	FLEX; GS; VIN V, LS; VIN V, GS; LS; VIN W	USEP2449S
4.6L V8 4601cc 281 CID	2008	FLEX; GS; VIN V, LS; VIN V	USEP2449S
5.0L V8 302 CID	1990-1991	Sedan	USEP2120S
LYNX			
1.9L L4 116 CID	1987	VIN J; XR3, L; VIN 9	USEP2136S
MARAUDER			
4.6L V8 4601cc 281 CID	2003-2004		USEP2336S
MARINER			
2.3L L4 140 CID	2005	Base; Exc.Onboard Refuel Vapor Recovery (From 02/28/05)	USEP2453M
2.3L L4 140 CID	2005	Base; Onboard Refuel Vapor Recovery (From 10/03/05)	USEP2440M
2.3L L4 140 CID	2006	Convenience; Convenience; Exc.Onboard Refuel Vapor Recovery	USEP2453M
2.3L L4 140 CID	2007	Convenience; Convenience; Onboard Refuel Vapor Recovery (To 01/02/07)	USEP2440M
2.3L L4 140 CID	2007	Convenience; Exc.Onboard Refuel Vapor Recovery (To 01/02/07)	USEP2453M
MARQUIS			
3.8L V6 232 CID	1985-1986	Brougham; FI; VIN 3; Wagon, (Exc.Electronic Instrument Cluster)	USEP2146S
3.8L V6 232 CID	1985	Base; Brougham VIN 3; (Standard Range Fuel Tank) (From 05/85)	USEP2132S
3.8L V6 232 CID	1985	Base; Sedan; Brougham; VIN 3	USEP2131S
3.8L V6 232 CID	1985	Base; Wagon; (Exc.Electronic Instrument Cluster)	USEP2146S
MILAN			
2.3L L4 140 CID	2006-2007	Base; Premier; VIN Z	USEP2459M
3.0L V6 183 CID	2008	FWD; Primary	USEP2472M
MONTEREY			
4.2L V6 256 CID	2006-2007		USEP2466M

Engine	Years	Application Description	USMW
MERCURY (CONT.)			
MOUNTAINEER			
4.0L V6 245 CID	1998	Base	USEP2266S
4.0L V6 245 CID	1999-2000		USEP2296S
4.0L V6 245 CID	2001	VIN E; (1 Port)	USEP2296S
4.0L V6 245 CID	2002-2003	WITH 7 PIN CONNECTOR	USEP2334M
4.0L V6 245 CID	2002-2003	WITH 8 PIN CONNECTOR	USEP2338M
4.0L V6 245 CID	2002	VIN E, FLEX; VIN K	USEP2352M
4.0L V6 245 CID	2004	Base; Premier; VIN E; From 03/01/04	USEP2439M
4.0L V6 245 CID	2004	Base; Premier; VIN E; To 03/01/04	USEP2355M
4.0L V6 245 CID	2005	FLEX; VIN K, VIN E; From 03/01/04	USEP2439M
4.0L V6 245 CID	2005	FLEX; VIN K, VIN E; To 03/01/04	USEP2355M
4.0L V6 245 CID	2006	Convenience; VIN E, Luxury; VIN E	USEP2454M
4.0L V6 245 CID	2007-2009	Base; Premier; VIN E	USEP2454M
4.6L V8 4601cc 281 CID	2002-2003	WITH 7 PIN CONNECTOR	USEP2334M
4.6L V8 4601cc 281 CID	2002-2003	WITH 8 PIN CONNECTOR	USEP2338M
4.6L V8 4601cc 281 CID	2004	Base; Premier; VIN W	USEP2359M
4.6L V8 4601cc 281 CID	2005	VIN W	USEP2359M
4.6L V8 4601cc 281 CID	2006-2009	Premier; VIN 8	USEP2454M
4.6L V8 4601cc 281 CID	2006	Luxury; VIN 8	USEP2454M
5.0L V8 302 CID	1997-1998	Base	USEP2266S
5.0L V8 302 CID	1997	From 07/29/96	USEP2059MN
5.0L V8 302 CID	1997	To 07/29/96	USEP2059MN
5.0L V8 302 CID	1999-2000		USEP2296S
5.0L V8 302 CID	2001	VIN P; (1 Port)	USEP2296S
MYSTIQUE			
2.0L L4 1989cc 121 CID	1995-1996	LS; VIN 3	USEP2117S
2.0L L4 1989cc 121 CID	1995	GS Spree; VIN 3	USEP2117S
2.0L L4 1989cc 121 CID	1996	GS; VIN 3	USEP2117S
2.0L L4 1989cc 121 CID	1997	GS; LS; VIN 3; Exc.Fuel Tank Concern	USEP2188S
2.0L L4 1989cc 121 CID	1997	LS; VIN 3; Fuel Tank Concern	USEP2188S
2.0L L4 1989cc 121 CID	1998	GS; VIN 3; Exc.Fuel Tank Concern (To 02/09/98)	USEP2188S
2.5L V6 2450cc 155 CID	1995	GS Spree; VIN L, LS Young America; VIN L	USEP2117S
2.5L V6 2450cc 155 CID	1996	GS; LS; VIN L	USEP2117S
2.5L V6 2450cc 155 CID	1997	GS; VIN L; Exc.Fuel Tank Concern	USEP2188S
2.5L V6 2450cc 155 CID	1997	GS; VIN L; Fuel Tank Concern	USEP2188S
SABLE			
2.5L L4 153 CID	1986	GS, LS; 16 Gallon Fuel Tank	USEP2076S
2.5L L4 153 CID	1986	VIN D; 18.6 Gallon Fuel Tank (Digital Instrument Cluster)	USEP2079S
3.0L V6 2968cc 181 CID	1997	VIN S; 16 Gallon Fuel Tank	USEP2185M
3.0L V6 2968cc 181 CID	1997	VIN S; 18 Gallon Fuel Tank	USEP2185M
3.0L V6 2968cc 181 CID	1997		USEP2184M
3.0L V6 2968cc 181 CID	2001	VIN S	USEP2294M
3.0L V6 2968cc 181 CID	2004	LS Premium; LS Premium	USEP2435M
3.0L V6 2968cc 181 CID	2005	Platinum Edition; VIN S	USEP2435M
3.0L V6 2986cc 182 CID	1987	18.6 Gallon Fuel Tank (Digital Instrument Cluster)	USEP2079S
3.0L V6 2986cc 182 CID	1987	18.6 Gallon Fuel Tank (Exc.Digital Instrument Cluster)	USEP2077S
3.0L V6 2986cc 182 CID	1997		USEP2184M
3.0L V6 2986cc 182 CID	1998		USEP2198M
3.0L V6 2986cc 182 CID	1999		USEP2243M
3.0L V6 2986cc 182 CID	2001	FLEX; LS; VIN 2	USEP2329M
3.0L V6 2986cc 182 CID	2003	FLEX; GS; VIN 2	USEP2330M
3.0L V6 2986cc 182 CID	2004-2005	FLEX; GS; VIN 2	USEP2455M
3.8L V6 232 CID	1988-1989	GS, LS; 16 Gallon Fuel Tank	USEP2076S
3.8L V6 232 CID	1988-1989	VIN 4; 18.6 Gallon Fuel Tank (Digital Instrument Cluster)	USEP2079S
3.8L V6 232 CID	1988-1995	VIN 4; 18.6 Gallon Fuel Tank (Exc.Digital Instrument Cluster)	USEP2077S
3.8L V6 232 CID	1990-1995	VIN 4, GS, LS; 16 Gallon Fuel Tank	USEP2076S
3.8L V6 232 CID	1990-1995	VIN 4; 18.6 Gallon Fuel Tank (Digital Instrument Cluster)	USEP2108S
TOPAZ			
2.3L L4 140 CID	1985-1986	F; VIN X	USEP2081S
2.3L L4 140 CID	1987	F; FWD; VIN S; XR5	USEP2081S

Engine	Years	Application Description	USMW
2.3L L4 140 CID	1988-1991	XR5, GS, LS, LTS, Sport; VIN X	USEP2101S
2.3L L4 140 CID	1992	VIN X, GS, LS, LTS, Sport, XR5	USEP2101S
2.3L L4 140 CID	1993-1994	VIN X, GS	USEP2101S
3.0L V6 2986cc 182 CID	1992	GS	USEP2101S
TRACER			
1.8L L4 112 CID	1991-1993	LTS; VIN 8	USEP2105S
1.8L L4 112 CID	1994-1996	LTS; VIN 8	USEP2151H
1.9L L4 116 CID	1991-1993	LS;	USEP2105S
1.9L L4 116 CID	1994-1996	LS; VIN J	USEP2151H
2.0L L4 1989cc 121 CID	1997	LS, Trio	USEP2164H
2.0L L4 1989cc 121 CID	1998	LS, Trio	USEP2197M
2.0L L4 1989cc 121 CID	1999		USEP2246M
VILLAGER			
3.0L V6 182 CID	1993-1997		USEP2493S
MERKUR			
SCORPIO			
2.9L V6 177 CID	1988-1989		USEP2155S
MINI			
COOPER			
1.6L L4 1598cc 98 CID	2004		USEP8594M
1.6L L4 1600cc 98 CID	2002-2004		USEP8594M
MITSUBISHI			
GALANT			
2.4L L4 2351cc	1995	ES; (From 03/95) (DSM Plant Built)	USEP7081H
2.4L L4 2351cc	1995	ES; To 02/95	USEP7081H
2.4L L4 2351cc	1995	ES; w/ Standard Trans.; (From 03/95)	USEP7081H
2.4L L4 2351cc	1995	LS	USEP7081H
2.4L L4 2351cc	1995	S; (From 03/95) (DSM Plant Built)	USEP7081H
2.4L L4 2351cc	1995	S; To 02/95	USEP7081H
2.4L L4 2351cc	1995	S; w/ Standard Trans.; (From 03/95)	USEP7081H
RAIDER			
3.7L V6 226 CID	2006-2007	DuroCross; VIN K, LS;	USEP7198M
3.7L V6 226 CID	2008-2009		USEP7198M
4.7L V8 4670cc 285 CID	2006	DuroCross; VIN N; XLS	USEP7198M
4.7L V8 4670cc 285 CID	2007	LS; SE; VIN N	USEP7198M
NISSAN			
350Z			
3.5L V6 3498cc 213 CID	2003-2005		USEP8534M
3.5L V6 3498cc 213 CID	2006-2008	Base, Enthusiast, Grand Touring, Touring	USEP8534M
3.5L V6 3498cc 213 CID	2006	Track	USEP8534M
3.5L V6 3498cc 213 CID	2007	Base, Enthusiast, Grand Touring, Nismo, Touring	USEP8534M
3.5L V6 3498cc 213 CID	2008	Nismo	USEP8534M
3.5L V6 3498cc 213 CID	2009	Enthusiast, Grand Touring, Touring	USEP8534M
ALTIMA			
2.5L L4 2500cc 153 CID	2002-2003	QR25DE Desig.; SL	USEP8496M
2.5L L4 2500cc 153 CID	2004-2006	Calif	USEP8660M
2.5L L4 2500cc 153 CID	2004-2006	Exc.Calif	USEP8545M
2.5L L4 2500cc 153 CID	2004	Base; QR25DE Desig.; Exc.Calif	USEP8545M
3.5L V6 3498cc 213 CID	2004-2005		USEP8545M
3.5L V6 3498cc 213 CID	2006	Calif	USEP8660M
3.5L V6 3498cc 213 CID	2006	Exc.Calif	USEP8545M
ALTIMA ADVANCE (MEX)			
2.5L L4 2488cc 152 CID	2013		USEP8755M
ALTIMA EXCLUSIVE (MEX)			
3.5L V6 3498cc 213 CID	2013		USEP8755M
ALTIMA SL (MEX)			
2.5L L4 2488cc 152 CID	2010-2012		USEP8755M
ALTIMA SL HIGH (MEX)			
2.5L L4 2488cc 152 CID	2011		USEP8755M
APRIO (MEX)			
1.6L L4 1597cc 97 CID	2008-2009		USEP12218M
ARMADA			
5.6L V8 5552cc 339 CID	2005-2006	LE, SE, SE Off-Road	USEP8595M
5.6L V8 5552cc 339 CID	2007-2015		USEP8788M

Engine	Years	Application Description	USMW
NISSAN (CONT.)			
ARMADA ADVANCE 2WD (MEX)			
5.6L V8 5600cc 342 CID	2012-2015		USEP8788M
ARMADA EXCLUSIVE 4WD (MEX)			
5.6L V8 5600cc 342 CID	2012-2015		USEP8788M
CUBE			
1.8L L4 1798cc 110 CID	2009-2014		USEP8855M
FRONTIER			
2.4L L4 2389cc	1998		USEP8378S
2.4L L4 2389cc	1999	KA24DE Desig.	USEP8378S
2.4L L4 2389cc	2000	KA24DE Desig.; XE	USEP8378S
2.5L L4 2500cc 153 CID	2005-2007	QR25DE Desig.; XE	USEP8743M
2.5L L4 2500cc 153 CID	2008-2009	QR25DE Desig.; SE, QR25DE Desig.; XE	USEP8743M
4.0L V6 3954cc	2005-2008	LE; Nismo Off-Road; SE	USEP8743M
4.0L V6 3954cc	2009	LE; SE; PRO-4X	USEP8743M
FRONTIER LE 2WD (MEX)			
2.4L L4 2389cc	2011-2014		USEP8743M
FRONTIER PICKUP 2WD (MEX)			
2.4L L4 2389cc	2006-2008		USEP8743M
FRONTIER PRO-4X 2WD (MEX)			
4.0L V6 3954cc	2012		USEP8743M
FRONTIER XE 2WD (MEX)			
2.4L L4 2389cc	2011-2013		USEP8743M
MARCH			
1.6L L4 1598cc 98 CID	2012-2016	Primary	USEP12276M
MAXIMA			
3.5L V6 3498cc 213 CID	2004-2008		USEP8545M
MAXIMA EXCLUSIVE (MEX)			
3.5L V6 3498cc 213 CID	2012-2013		USEP8755M
MAXIMA SPORT (MEX)			
3.5L V6 3500cc	2010-2012		USEP8755M
MAXIMA SR (MEX)			
3.5L V6 3498cc 213 CID	2012-2013		USEP8755M
MAXIMA TRACKING (MEX)			
3.5L V6 3500cc	2010		USEP8755M
MURANO			
3.5L V6 3498cc 213 CID	2003-2004		USEP8536M
3.5L V6 3498cc 213 CID	2005-2007	S, SE, SL	USEP8536M
MURANO EXCLUSIVE 2WD (MEX)			
3.5L V6 3498cc 213 CID	2012-2014		USEP8536M
MURANO EXCLUSIVE AWD (MEX)			
3.5L V6 3498cc 213 CID	2012-2014		USEP8536M
PATHFINDER			
4.0L V6 3954cc	2005	LE, SE, SE Off-Road	USEP8743M
4.0L V6 3954cc	2005	XE	USEP8743M
4.0L V6 3954cc	2006-2007	LE, S, SE, SE Off-Road	USEP8743M
4.0L V6 3954cc	2008-2009	LE; S; SE Off-Road; SE	USEP8743M
PATHFINDER ADVANCE 2WD (MEX)			
4.0L V6 3954cc	2012		USEP8743M
PATHFINDER EXCLUSIVE 4WD (MEX)			
4.0L V6 3954cc	2012		USEP8743M
PATHFINDER SENSE 2WD (MEX)			
4.0L V6 3954cc	2012		USEP8743M
QUEST			
3.5L V6 3498cc 213 CID	2004-2009		USEP8545M
SENTRA			
1.8L L4 1798cc 110 CID	2013-2015		USEP9213M
1.8L L4 1800cc 110 CID	2013-2014		USEP9213M
1.8L L4 1809cc	2002	QG18DE Desig., CA; GXE; XE	USEP8427M
1.8L L4 1809cc	2003	GXE; XE, QG18DE Desig.	USEP8502M
1.8L L4 1809cc	2004	QG18DE Desig.; S	USEP8502M
1.8L L4 1809cc	2005-2006	Base; s; QG18DE Desig.	USEP8502M
2.0L L4 1997cc 122 CID	2007-2009	Base; S, SL; MR20DE Desig.; (1 Port)	USEP12096M
2.0L L4 1997cc 122 CID	2007-2009	Base; S, SL; MR20DE Desig.; (2 Ports)	USEP8752M
2.0L L4 1997cc 122 CID	2009	MR20DE Desig.; SR; (1 Port)	USEP12096M
2.0L L4 1997cc 122 CID	2009	MR20DE Desig.; SR; (2 Ports)	USEP8752M

Engine	Years	Application Description	USMW
2.0L L4 1998cc 122 CID	2000-2001	SE; SR20DE Desig.	USEP8427M
2.5L L4 2500cc 153 CID	2002-2006	QR25DE Desig.; SE-R, SE-R Spec V	USEP8502M
2.5L L4 2500cc 153 CID	2003	Limited Edition; QR25DE Desig.	USEP8502M
2.5L L4 2500cc 153 CID	2004	QR25DE Desig.; S	USEP8502M
2.5L L4 2500cc 153 CID	2007-2009	QR25DE Desig.; SE-R, SE-R Spec V; (1 Port)	USEP12096M
2.5L L4 2500cc 153 CID	2007-2009	QR25DE Desig.; SE-R, SE-R Spec V; (2 Ports)	USEP8752M
SENTRA CUSTOM (MEX)			
2.0L L4 1997cc 121 CID	2010-2012		USEP8752M
SENTRA ELITE (MEX)			
2.0L L4 1997cc 121 CID	2011-2012		USEP8752M
SENTRA EMOTION (MEX)			
2.0L L4 1997cc 121 CID	2010-2012		USEP8752M
SENTRA LUXURY (MEX)			
2.0L L4 1997cc 121 CID	2010		USEP8752M
SENTRA PREMIUM (MEX)			
2.0L L4 1997cc 121 CID	2010		USEP8752M
SENTRA SE-R (MEX)			
2.5L L4 2488cc 152 CID	2010		USEP8752M
SENTRA SR (MEX)			
2.0L L4 1997cc 121 CID	2010		USEP8752M
TIIDA ADVANCE (MEX)			
1.8L L4 1798cc 110 CID	2013-2015		USEP8855M
TIIDA COMFORT (MEX)			
1.8L L4 1798cc 110 CID	2011-2012		USEP8855M
TIIDA CUSTOM (MEX)			
1.8L L4 1798cc 110 CID	2011-2012		USEP8855M
TIIDA DRIVE (MEX)			
1.6L L4 1600cc 98 CID	2013-2015		USEP8855M
TIIDA EMOTION (MEX)			
1.8L L4 1798cc 110 CID	2010-2013		USEP8855M
TIIDA PREMIUM (MEX)			
1.8L L4 1798cc 110 CID	2010-2012		USEP8855M
TIIDA SENSE (MEX)			
1.8L L4 1798cc 110 CID	2013-2014		USEP8855M
TIIDA SPECIAL EDITION (MEX)			
1.8L L4 1798cc 110 CID	2013		USEP8855M
TITAN			
5.6L V8 5552cc 339 CID	2004-2005		USEP8595M
5.6L V8 5552cc 339 CID	2006	FLEX; LE, SE, XE, LE, SE, XE	USEP8595M
5.6L V8 5552cc 339 CID	2007-2015		USEP8788M
TSURU GS (MEX)			
1.6L L4 1597cc 97 CID	2008		USEP12038M
URVAN			
2.4L L4 2389cc	2008		USEP12263M
2.5L L4 2488cc 152 CID	2008-2011		USEP12263M
3.0L L4 3000cc 183 CID	2008-2011		USEP12263M
URVAN DV (MEX)			
2.5L L4 2500cc 153 CID	2010		USEP12263M
URVAN GX (MEX)			
2.5L L4 2500cc 153 CID	2010		USEP12263M
VERSA			
1.6L L4 1598cc 98 CID	2009-2011		USEP8855M
1.6L L4 1598cc 98 CID	2012-2014		USEP9100M
1.8L L4 1798cc 110 CID	2007-2012		USEP8855M
VERSA ADVANCE (MEX)			
1.6L L4 1597cc 97 CID	2012	Sold in Mexico	USEP8855M
VERSA SENSE (MEX)			
1.6L L4 1597cc 97 CID	2012	Sold in Mexico	USEP8855M
XTERRA			
4.0L V6 3954cc	2005	Off-Road, S, SE	USEP8743M
4.0L V6 3954cc	2006-2009	Off-Road, S, SE, X	USEP8743M
OLDSMOBILE			
ACHIEVA			
2.3L L4 138 CID	1992	S; SC; SL; VIN D	USEP3917M

Engine	Years	Application Description	USMW
OLDSMOBILE (CONT.)			
ACHIEVA (CONT.)			
2.3L L4 138 CID	1993-1994	S; SL; VIN D	USEP3918M
2.3L L4 138 CID	1994	SC; VIN D	USEP3918M
2.3L L4 138 CID	1995	S; SL; VIN D	USEP3918M
2.3L L4 140 CID	1992	S; SC; SCX; VIN A	USEP3917M
2.3L L4 140 CID	1993	S; SCX; VIN A	USEP3918M
2.3L L4 140 CID	1994	SL; SC; SL; VIN A	USEP3918M
2.4L L4 2392cc 146 CID	1996	SC; SL; VIN T	USEP3919M
2.4L L4 2392cc 146 CID	1997-1998		USEP3919M
3.1L V6 189 CID	1994-1995	S; SLVIN M	USEP3918M
3.1L V6 189 CID	1994	SC; SC; VIN M	USEP3918M
3.1L V6 189 CID	1996	SC; SL; VIN M	USEP3919M
3.1L V6 189 CID	1997-1998	VIN M	USEP3919M
3.3L V6 204 CID	1992	S; SC; SL; VIN N	USEP3917M
3.3L V6 204 CID	1993	S; SL; VIN N	USEP3918M
ALERO			
2.2L L4 2198cc 134 CID	2002-2003	L61 Desig.; VIN F	USEP3507M
2.2L L4 2198cc 134 CID	2004	GL; L61 Desig.; VIN F	USEP3507M
2.4L L4 2392cc 146 CID	1999		USEP3950M
2.4L L4 2392cc 146 CID	2000-2001		USEP3507M
3.4L V6 207 CID	1999		USEP3950M
3.4L V6 207 CID	2000-2003		USEP3507M
3.4L V6 207 CID	2004	GL; VIN E	USEP3507M
AURORA			
3.5L V6 214 CID	2001-2002		USEP3518M
4.0L V8 244 CID	1995-1996		USEP3912M
4.0L V8 244 CID	1997		USEP3936M
4.0L V8 244 CID	1998-1999		USEP3533M
4.0L V8 244 CID	2001-2003		USEP3518M
BRAVADA			
4.2L L6 256 CID	2002-2004	This Module uses an internal strainer design and may look different from your original Unit	USEP3549M
4.3L V6 262 CID	1992	Base	USEP3625S
4.3L V6 262 CID	1993-1994	Base; Electronic; FI; Primary	USEP3625S
4.3L V6 262 CID	1996		USEP3925M
4.3L V6 262 CID	1997		USEP3953M
4.3L V6 262 CID	1998	18 Gallon Fuel Tank	USEP3992M
4.3L V6 262 CID	1998	Exc.18 Gallon Fuel Tank	USEP3953M
4.3L V6 262 CID	1999-2001		USEP3992M
CUTLASS			
3.1L V6 189 CID	1997	Base, GLS, Base, GLS	USEP3945M
3.1L V6 189 CID	1998		USEP3950M
3.1L V6 189 CID	1999	VIN J, VIN M	USEP3950M
INTRIGUE			
3.5L V6 214 CID	1999-2000		USEP3537M
3.5L V6 214 CID	2001-2002		USEP3542M
3.8L V6 3800cc 231 CID	1998-1999		USEP3537M
SILHOUETTE			
3.4L V6 207 CID	1997	w/ 112.0 In. Wheelbase	USEP3976M
3.4L V6 207 CID	1998-2001		USEP3372M
3.4L V6 207 CID	2002-2004		USEP3552M
PEUGEOT			
307			
2.0L L4 1997cc 122 CID	2009	Sold in Mexico	USEP10693M
206 (MEX)			
1.4L L4 1360cc 83 CID	2004		USEP12224M
PLYMOUTH			
ACCLAIM			
2.5L L4 2507cc 153 CID	1989-1990	Base; LE; VIN J	USEP7071H
2.5L L4 2507cc 153 CID	1993-1994	VIN K, FLEX; VIN V	USEP7056M
3.0L V6 2972cc 181 CID	1989-1990	LX; VIN 3	USEP7071H
3.0L V6 2972cc 181 CID	1990	Base; LE; VIN 3	USEP7071H
BREEZE			
2.0L L4 1996cc 122 CID	1996-1997	ECB Desig.; VIN C	USEP7089M
2.0L L4 1996cc 122 CID	1998	ECB Desig.; VIN C	USEP7113M

Engine	Years	Application Description	USMW
2.0L L4 1996cc 122 CID	1999-2000	VIN C	USEP7113M
2.4L L4 2429cc 148 CID	1997-1998	EDZ Desig.; VIN X	USEP7113M
2.4L L4 2429cc 148 CID	1999-2000		USEP7113M
BREEZE (MEX)			
2.0L L4 2001cc	1995		USEP7089M
CARAVELLE			
2.2L L4 135 CID	1985-1986	FI; SE; VIN E; (1 Tube Type)	USEP7071H
2.2L L4 135 CID	1985	FI; SE; VIN E; (Double Nipple)	USEP7051S
2.2L L4 135 CID	1985	FI; SE; VIN E; (Single Nipple)	USEP7071H
2.2L L4 135 CID	1986	Base; SE; VIN D	USEP7069H
2.2L L4 135 CID	1986	Base; VIN E; (1 Tube Type)	USEP7071H
2.5L L4 2507cc 153 CID	1986-1988	Base; SE; VIN K	USEP7069H
GRAND VOYAGER			
2.4L L4 2429cc 148 CID	1996	Base; SE; VIN B	USEP7094M
2.4L L4 2429cc 148 CID	1997	Base; SE; V; VIN B	USEP7094M
2.5L L4 2507cc 153 CID	1988		USEP7068H
3.0L V6 2972cc 181 CID	1988		USEP7074H
3.0L V6 2972cc 181 CID	1989	LE, SE	USEP7074H
3.0L V6 2972cc 181 CID	1996	Base; SE; VIN 3	USEP7094M
3.0L V6 2972cc 181 CID	1997	Base; SE; VIN 3	USEP7094M
3.0L V6 2972cc 181 CID	1998	EFA Desig.; VIN 3	USEP7094M
3.0L V6 2972cc 181 CID	1999-2000	VIN 3	USEP7094M
3.3L V6 3301cc 201 CID	1990	LE, SE	USEP7074H
3.3L V6 3301cc 201 CID	1991	AWD; LE, AWD; SE; WITH 5 PIN CONNECTOR	USEP7029M
3.3L V6 3301cc 201 CID	1991	LE, SE	USEP7030M
3.3L V6 3301cc 201 CID	1992-1993	LE; SE; VIN R; WITH 5 PIN CONNECTOR	USEP7029M
3.3L V6 3301cc 201 CID	1994-1995	AWD; LE; VIN R	USEP7057M
3.3L V6 3301cc 201 CID	1994	AWD; SE; VIN R	USEP7057M
3.3L V6 3301cc 201 CID	1996	CNG; SE; VIN R	USEP7094M
3.3L V6 3301cc 201 CID	1997	Base; SE; VIN R	USEP7094M
3.3L V6 3301cc 201 CID	1998	EGA Desig.; VIN R	USEP7094M
3.3L V6 3301cc 201 CID	1998	EGM Desig.; FLEX; VIN G	USEP7129M
3.3L V6 3301cc 201 CID	1999-2000	VIN R, EGM Desig.; FLEX; VIN G	USEP7129M
3.8L V6 230 CID	1994-1995	AWD; LE; VIN L	USEP7057M
3.8L V6 230 CID	1999	VIN L	USEP7094M
HORIZON			
2.2L L4 135 CID	1988-1990		USEP7073S
NEON			
2.0L L4 1996cc 122 CID	1995	Base; High Line; Sport; VIN Y	USEP7075M
2.0L L4 1996cc 122 CID	1996	Base; High Line; Sport; Exc.Plastic Fuel Tank	USEP7075M
2.0L L4 1996cc 122 CID	1996	Base; High Line; Sport; Plastic Fuel Tank	USEP7097M
2.0L L4 1996cc 122 CID	1997	ECB Desig.; VIN C, ECC Desig.; VIN Y	USEP7097M
2.0L L4 1996cc 122 CID	1998	ECB Desig.; Style; VIN C, ECC Desig.; High Line; VIN Y	USEP7097M
2.0L L4 1996cc 122 CID	1999	High Line; Style; VIN C	USEP7097M
2.0L L4 1996cc 122 CID	2000		USEP7130M
2.0L L4 1996cc 122 CID	2001		USEP7142M
RELIANT			
2.2L L4 135 CID	1986-1987	Base; LE; VIN D	USEP7069H
2.2L L4 135 CID	1988-1989		USEP7069H
2.5L L4 2507cc 153 CID	1986-1987	Base; LE; VIN K	USEP7069H
2.5L L4 2507cc 153 CID	1986	SE; VIN K	USEP7069H
2.5L L4 2507cc 153 CID	1987	Base; VIN K	USEP7069H
2.5L L4 2507cc 153 CID	1988-1989		USEP7069H
SUNDANCE			
2.2L L4 135 CID	1987-1988	Turbocharged; VIN E; (Single Nipple)	USEP7071H
2.2L L4 135 CID	1987-1989	Naturally Aspirated; VIN D, VIN D	USEP7069H
2.2L L4 135 CID	1988-1990	Base; VIN D	USEP7069H
2.5L L4 2507cc 153 CID	1988		USEP7069H
2.5L L4 2507cc 153 CID	1989-1990		USEP7071H
2.5L L4 2507cc 153 CID	1989	Naturally Aspirated; VIN K	USEP7069H
2.5L L4 2507cc 153 CID	1990	Naturally Aspirated; RS; VIN K	USEP7069H
VOYAGER			
2.4L L4 2429cc 148 CID	1996-1997	Base; SE; V; VIN B	USEP7094M
2.4L L4 2429cc 148 CID	1998-1999	FI; VIN B, FI; VIN B	USEP7094M
2.4L L4 2429cc 148 CID	2000	VIN B	USEP7094M
2.5L L4 2507cc 153 CID	1987	FI; SE; VIN K	USEP7068H

Engine	Years	Application Description	USMW
PLYMOUTH (CONT.)			
VOYAGER (CONT.)			
2.5L L4 2507cc 153 CID	1988		USEP7068H
2.5L L4 2507cc 153 CID	1989-1990		USEP7074H
2.5L L4 2507cc 153 CID	1989	Base; VIN J	USEP7074H
2.5L L4 2507cc 153 CID	1990	LX; Naturally Aspirated	USEP7074H
2.5L L4 2507cc 153 CID	1994-1995	Base	USEP7077M
3.0L V6 2972cc 181 CID	1987	FI, LE, FI; SE; VIN 3	USEP7074H
3.0L V6 2972cc 181 CID	1988-1990		USEP7074H
3.0L V6 2972cc 181 CID	1990	LX; VIN 3	USEP7074H
3.0L V6 2972cc 181 CID	1994-1995	Base, LE, SE	USEP7077M
3.0L V6 2972cc 181 CID	1994	LX	USEP7077M
3.0L V6 2972cc 181 CID	1996-1997	Base; SE; VIN 3	USEP7094M
3.0L V6 2972cc 181 CID	1998-1999	FI; FI; VIN 3	USEP7094M
3.0L V6 2972cc 181 CID	2000	VIN 3	USEP7094M
3.3L V6 3301cc 201 CID	1991-1992	LE; SE; VIN R; WITH 5 PIN CONNECTOR	USEP7029M
3.3L V6 3301cc 201 CID	1994-1995	Base, LE, SE	USEP7077M
3.3L V6 3301cc 201 CID	1994	LX	USEP7077M
3.3L V6 3301cc 201 CID	1996-1997	SE; VIN R	USEP7094M
3.3L V6 3301cc 201 CID	1997	Base; VIN R	USEP7094M
3.3L V6 3301cc 201 CID	1998-1999	VIN R, EGM Desig.; FLEX	USEP7129M
3.3L V6 3301cc 201 CID	2000	VIN R, EGM Desig.; FLEX; VIN G	USEP7129M
3.8L V6 230 CID	1999	FI; VIN L, FI; VIN L	USEP7094M
PONTIAC			
6000			
2.8L V6 173 CID	1989	LE, Special Edition	USEP3640S
3.1L V6 189 CID	1990-1991	LE, Special Edition	USEP3640S
AZTEK			
3.4L V6 207 CID	2001-2003		USEP3521M
3.4L V6 207 CID	2004	After Vin 4s558922	USEP3701M
3.4L V6 207 CID	2004	to VIN 4S558922	USEP3521M
3.4L V6 207 CID	2005		USEP3701M
BONNEVILLE			
3.8L V6 3800cc 231 CID	2000-2002	Supercharged	USEP3536M
3.8L V6 3800cc 231 CID	2000	Naturally Aspirated; VIN K; To Chassis/VIN Y4120923	USEP3533M
3.8L V6 3800cc 231 CID	2000	Supercharged; VIN 1; From Chassis/VIN Y4120966	USEP3535M
3.8L V6 3800cc 231 CID	2001-2003	Supercharged; VIN 1, Naturally Aspirated	USEP3536M
3.8L V6 3800cc 231 CID	2004-2005	Naturally Aspirated	USEP3518M
4.6L V8 4601cc 281 CID	2004-2005		USEP3518M
FIREBIRD			
3.8L V6 3800cc 231 CID	1998	Base; VIN K	USEP3949S
3.8L V6 3800cc 231 CID	1999-2002	Base; VIN K	USEP3369M
5.7L V8 5735cc 350 CID	1996-1997	Formula; Trans Am; VIN P	USEP3924M
5.7L V8 5735cc 350 CID	1999-2002	Formula; Trans Am; VIN G	USEP3368M
G3			
1.6L L4 1598cc 98 CID	2009-2010		USEP4003M
G3 WAVE			
1.6L L4 1598cc 98 CID	2009		USEP4003M
G4 (MEX)			
2.2L L4 2190cc 134 CID	2006		USEP3726M
2.4L L4 2395cc	2006		USEP3726M
G5			
2.2L L4 2189cc 134 CID	2008		USEP3726M
2.2L L4 2198cc 134 CID	2007-2008		USEP3726M
2.4L L4 145 CID	2008		USEP3726M
2.4L L4 2384cc 145 CID	2007		USEP3726M
2.4L L4 2394cc 146 CID	2007-2008		USEP3726M
G6			
2.4L L4 2384cc 145 CID	2006-2008	Base; VIN B	USEP3591M
3.5L V6 211 CID	2005		USEP3591M
3.5L V6 214 CID	2006	Base; GT; VIN 8	USEP3591M
3.5L V6 3490cc 213 CID	2007-2008	Base; GT; VIN N	USEP3591M
3.6L V6 217 CID	2007	GTP; VIN 7	USEP3591M
3.6L V6 217 CID	2008	GXP; VIN 7	USEP3591M
3.9L V6 3880cc 237 CID	2006	GTP; VIN 1	USEP3591M

Engine	Years	Application Description	USMW
3.9L V6 3880cc 237 CID	2007-2008	GT; VIN 1	USEP3591M
GRAND AM			
2.2L L4 2198cc 134 CID	2002-2003	L61 Desig.; VIN F	USEP3507M
2.2L L4 2198cc 134 CID	2004-2005	L61 Desig.; SE; VIN F	USEP3507M
2.3L L4 138 CID	1992	GT; SE; VIN 3	USEP3917M
2.3L L4 138 CID	1993	GT; VIN D, SE; VIN 3	USEP3918M
2.3L L4 138 CID	1994	GT; SE; GT	USEP3918M
2.3L L4 138 CID	1995	GT; SE; VIN D	USEP3918M
2.3L L4 140 CID	1992	GT; VIN A	USEP3917M
2.3L L4 140 CID	1993-1994	GT; VIN A	USEP3918M
2.4L L4 2392cc 146 CID	1996-1998	GT; SE; VIN T	USEP3919M
2.4L L4 2392cc 146 CID	1999		USEP3950M
2.4L L4 2392cc 146 CID	2000-2001		USEP3507M
3.1L V6 189 CID	1994-1995	GT; SE; GT; SE; VIN M	USEP3918M
3.1L V6 189 CID	1996-1998	GT; SE; GT; SE; VIN M	USEP3919M
3.3L V6 204 CID	1992	GT; SE; VIN N	USEP3917M
3.3L V6 204 CID	1993	GT; SE; VIN N	USEP3918M
3.4L V6 207 CID	1999		USEP3950M
3.4L V6 207 CID	2000-2003		USEP3507M
3.4L V6 207 CID	2004	SE2; VIN E	USEP3507M
3.4L V6 207 CID	2005	GT; GT1; SE; VIN E	USEP3507M
GRAND PRIX			
3.1L V6 189 CID	1997	Naturally Aspirated; SE; VIN M	USEP3978M
3.1L V6 189 CID	1998-1999	Naturally Aspirated; SE; VIN M	USEP3537M
3.1L V6 189 CID	2000	Naturally Aspirated; SE; VIN J	USEP3537M
3.1L V6 189 CID	2001	Naturally Aspirated; SE; VIN J; Standard	USEP3542M
3.1L V6 189 CID	2002-2003	Naturally Aspirated; SE; VIN J	USEP3542M
3.1L V6 3136cc 191 CID	1998	Sold in Mexico	USEP3537M
3.8L V6 3791cc 231 CID	1998-2000	Sold in Mexico	USEP3537M
3.8L V6 3800cc 231 CID	1997	GT; SE; VIN K	USEP3978M
3.8L V6 3800cc 231 CID	1997	GTP; Supercharged; VIN 1; From Chassis/VIN 238198	USEP3979M
3.8L V6 3800cc 231 CID	1997	GTP; Supercharged; VIN 1; To Chassis/VIN 238198	USEP3939M
3.8L V6 3800cc 231 CID	1998-2000	GTP; Supercharged; VIN 1, SE; VIN K, Naturally Aspirated	USEP3973M
3.8L V6 3800cc 231 CID	1998	GT; VIN K	USEP3537M
3.8L V6 3800cc 231 CID	2001-2003	GTP; Supercharged; VIN 1	USEP3519M
3.8L V6 3800cc 231 CID	2001	Naturally Aspirated; SE; VIN K; Standard	USEP3542M
3.8L V6 3800cc 231 CID	2002	Naturally Aspirated; SE; VIN K	USEP3542M
3.8L V6 3800cc 231 CID	2003	GT; VIN K	USEP3542M
3.8L V6 3800cc 231 CID	2004		USEP3564M
3.8L V6 3800cc 231 CID	2005-2006		USEP3700M
3.8L V6 3800cc 231 CID	2005	GT; VIN 2	USEP3679M
3.8L V6 3800cc 231 CID	2006	Base; VIN 2	USEP3679M
5.3L V8 5328cc 325 CID	2005-2006		USEP3700M
GTO			
5.7L V8 5735cc 350 CID	2004		USEP3611M
6.0L V8 5967cc 364 CID	2005-2006		USEP3611M
MONTANA			
3.4L V6 207 CID	1999-2000		USEP3372M
3.4L V6 207 CID	2001	w/ 112.0 In. Wheelbase	USEP3539M
3.4L V6 207 CID	2001	w/ 120.0 In. Wheelbase	USEP3372M
3.4L V6 207 CID	2002-2003	w/ 112.0 In. Wheelbase	USEP3552M
3.4L V6 207 CID	2004	w/ 112.0 In. Wheelbase	USEP3598M
3.4L V6 207 CID	2004	w/ 120.0 In. Wheelbase	USEP3552M
3.4L V6 207 CID	2005	Base; VIN E	USEP3598M
3.5L V6 213 CID	2005	SV6; VIN L; (Incl.Tank Seal)	USEP3717M
3.5L V6 213 CID	2006	VIN L; (Incl.Tank Seal)	USEP3717M
3.9L V6 3880cc 237 CID	2006	VIN 1; (Incl.Tank Seal)	USEP3717M
MONTANA 2WD (MEX)			
3.9L V6 3880cc 237 CID	2007		USEP3717M
PURSUIT			
2.2L L4 2198cc 134 CID	2006		USEP3726M
2.4L L4 2384cc 145 CID	2006		USEP3726M
SUNBIRD			
2.0L L4 122 CID	1992	LE Value Leader; SE; VIN H	USEP3917M
2.0L L4 122 CID	1993	LE Value Leader; SE; VIN H	USEP3918M

Engine	Years	Application Description	USMW
PONTIAC (CONT.)			
SUNBIRD (CONT.)			
2.0L L4 122 CID	1994	LE; VIN H	USEP3918M
3.1L V6 189 CID	1992	GT; SE; VIN T	USEP3917M
3.1L V6 189 CID	1993-1994	GT; SE; VIN T	USEP3918M
3.1L V6 189 CID	1993	LE Value Leader; GT; VIN T	USEP3918M
3.1L V6 189 CID	1994	LE; VIN T	USEP3918M
SUNFIRE			
2.2L L4 2190cc 134 CID	1995	SE; VIN 4	USEP3914M
2.2L L4 2190cc 134 CID	1996-1997	SE; VIN 4	USEP3919M
2.2L L4 2190cc 134 CID	1998		USEP3919M
2.2L L4 2190cc 134 CID	1999		USEP3950M
2.2L L4 2190cc 134 CID	2000	VIN 4; Exc.Plastic Fuel Tank	USEP3950M
2.2L L4 2190cc 134 CID	2000	VIN 4; Plastic Fuel Tank	USEP3507M
2.2L L4 2190cc 134 CID	2001-2002		USEP3507M
2.2L L4 2198cc 134 CID	2002	L61 Desig.; VIN F	USEP3507M
2.2L L4 2198cc 134 CID	2003-2005		USEP3507M
2.2L L4 2198cc 134 CID	2004	Sold in Mexico	USEP3507M
2.2L L4 2200cc 134 CID	2002	Sold in Mexico	USEP3507M
2.3L L4 138 CID	1995	GT; SE; VIN D	USEP3914M
2.4L L4 2392cc 146 CID	1996-1997	GT; SE; VIN T	USEP3919M
2.4L L4 2392cc 146 CID	1997	Sold in Mexico	USEP3919M
2.4L L4 2392cc 146 CID	1998		USEP3919M
2.4L L4 2392cc 146 CID	1999		USEP3950M
2.4L L4 2392cc 146 CID	2000	Sold in Mexico	USEP3507M
2.4L L4 2392cc 146 CID	2000	VIN T; Exc.Plastic Fuel Tank	USEP3950M
2.4L L4 2392cc 146 CID	2000	VIN T; Plastic Fuel Tank	USEP3507M
2.4L L4 2392cc 146 CID	2001	Sold in Mexico; VIN T	USEP3507M
2.4L L4 2392cc 146 CID	2002		USEP3507M
TRANS SPORT			
3.4L V6 207 CID	1997	w/ 112.0 In. Wheelbase	USEP3976M
3.4L V6 207 CID	1998	Base, Montana, Base, Montana	USEP3372M
RENAULT			
MEGANE			
2.0L L4 1998cc 122 CID	2001-2003		USEP12026M
MEGANE II (MEX)			
2.0L L4 1998cc 122 CID	2004-2010		USEP12261M
SCENIC (MEX)			
2.0L L4 1998cc 122 CID	2001-2004		USEP12026M
SCENIC II (MEX)			
2.0L L4 1998cc 122 CID	2005-2008		USEP12261M
SAAB			
9000			
2.0L L4 1985cc 121 CID	1990	S; CD; Turbo; VIN L	USEP8515M
2.3L L4 2290cc 140 CID	1990-1991	CD; S; VIN B	USEP8515M
2.3L L4 2290cc 140 CID	1991	B234I Desig.; Base; VIN B	USEP8515M
2.3L L4 2290cc 140 CID	1991	B234L Desig.; Turbo; CD Turbo VIN M	USEP8515M
3-SEP			
2.0L L4 1985cc 121 CID	2000-2001	B205L Desig.; Base; SE; VIN H	USEP8426M
2.0L L4 1985cc 121 CID	2002	B205R Desig.; SE; VIN K	USEP8426M
2.0L L4 1985cc 121 CID	2003	B205R Desig.; SE	USEP8426M
2.3L L4 2290cc 140 CID	1999	B235R Desig.; VIN G; Viggen	USEP8426M
2.3L L4 2290cc 140 CID	2000-2002	B235R Desig.; Viggen	USEP8426M
2.3L L4 2290cc 140 CID	2001	2.3t; B235E Desig.; VIN E	USEP8431M
2.3L L4 2290cc 140 CID	2001	Aero; B235R Desig.	USEP8431M
2.3L L4 2290cc 140 CID	2002	B235E Desig.; Linear; VIN E	USEP8431M
2.3L L4 2290cc 140 CID	2003	Aero; B235R Desig., B235E Desig.; Linear; VIN E	USEP8431M
2.3L L4 2290cc 140 CID	2004	Arc; B235L Desig.	USEP8431M
2.3L L4 2290cc 140 CID	2005	Aero; B235R Desig., Arc; B235L Desig.	USEP8431M
2.3L L4 2290cc 140 CID	2005	B235E Desig.; Linear	USEP8431M
2.3L L4 2290cc 140 CID	2006		USEP8431M
2.3L L4 2290cc 140 CID	2008	2.3t, Aero	USEP8431M
3.0L V6 2961cc 181 CID	2001	B308E Desig.; SE; VIN Z	USEP8431M
3.0L V6 2961cc 181 CID	2002	Arc; B308E Desig.; VIN Z	USEP8431M
5-SEP			
2.3L L4 2290cc 140 CID	2002	Aero; B235R Desig.	USEP8431M

Engine	Years	Application Description	USMW
2.3L L4 2290cc 140 CID	2004	Aero; B235R Desig., B235E Desig.; Linear; VIN E	USEP8431M
2.3L L4 2290cc 140 CID	2007		USEP8431M
2.3L L4 2290cc 140 CID	2009	2.3t, Aero	USEP8431M
3.0L V6 2961cc 181 CID	2003	Arc; B308E Desig.; VIN Z	USEP8431M
9-7X			
4.2L L6 256 CID	2005	Linear	USEP3707M
4.2L L6 256 CID	2006-2007	4.2i	USEP3707M
SATURN			
AURA			
2.4L L4 145 CID	2007	ELECTRIC/ Green Line; VIN 5	USEP3591M
2.4L L4 145 CID	2008	ELECTRIC/ Green Line; VIN 5, VIN B; XE	USEP3591M
3.5L V6 3490cc 213 CID	2007-2008	VIN N; XE	USEP3591M
3.6L V6 217 CID	2008	VIN 7; XR	USEP3591M
ION			
2.0L L4 122 CID	2006-2007		USEP3726M
2.2L L4 2198cc 134 CID	2003-2005		USEP3590M
2.2L L4 2198cc 134 CID	2006-2007		USEP3726M
2.4L L4 2384cc 145 CID	2006-2007		USEP3726M
L100			
2.2L L4 2198cc 134 CID	2001-2002		USEP3557M
L200			
2.2L L4 2198cc 134 CID	2001-2003		USEP3557M
L300			
2.2L L4 2198cc 134 CID	2004		USEP3557M
3.0L V6 3000cc 181 CID	2001-2005		USEP3557M
LS			
2.2L L4 2198cc 134 CID	2000		USEP3737M
LS1			
2.2L L4 2198cc 134 CID	2000		USEP3737M
LS2			
3.0L V6 3000cc 181 CID	2000		USEP3737M
LW1			
2.2L L4 2198cc 134 CID	2000		USEP3737M
LW2			
3.0L V6 3000cc 181 CID	2000		USEP3737M
LW200			
2.2L L4 2198cc 134 CID	2001-2003		USEP3557M
LW300			
3.0L V6 3000cc 181 CID	2001-2003		USEP3557M
OUTLOOK			
3.6L V6 217 CID	2007-2008		USEP3748M
3.6L V6 217 CID	2009-2010	Sold in United States; WITHOUT FUEL LEVEL SENSOR	USEP3790M
3.6L V6 217 CID	2009	Sold in Canada; WITHOUT FUEL LEVEL SENSOR	USEP3790M
RELAY			
3.5L V6 213 CID	2005	2; (Incl.Tank Seal)	USEP3717M
3.5L V6 213 CID	2006	3; VIN L; (Incl.Tank Seal)	USEP3717M
3.9L V6 3880cc 237 CID	2006	3; VIN 1; (Incl.Tank Seal)	USEP3717M
3.9L V6 3880cc 237 CID	2007	VIN 1, 3	USEP3717M
SC			
1.9L L4 116 CID	1991-1992		USEP3905M
SC1			
1.9L L4 116 CID	1993-1996		USEP3905M
1.9L L4 116 CID	1997		USEP3944M
1.9L L4 116 CID	1998-2002		USEP3951M
SC2			
1.9L L4 116 CID	1993-1996		USEP3905M
1.9L L4 116 CID	1997		USEP3944M
1.9L L4 116 CID	1998-2002		USEP3951M
SL1			
1.9L L4 116 CID	1991-1996		USEP3905M
1.9L L4 116 CID	1997		USEP3944M
1.9L L4 116 CID	1998-2002		USEP3951M

Engine	Years	Application Description	USMW
SATURN (CONT.)			
SL2			
1.9L L4 116 CID	1991-1996		USEP3905M
1.9L L4 116 CID	1997		USEP3944M
1.9L L4 116 CID	1998-2002		USEP3951M
SW1			
1.9L L4 116 CID	1993-1996		USEP3905M
1.9L L4 116 CID	1997		USEP3944M
1.9L L4 116 CID	1998-1999		USEP3951M
SW2			
1.9L L4 116 CID	1993-1996		USEP3905M
1.9L L4 116 CID	1997		USEP3944M
1.9L L4 116 CID	1998-2001		USEP3951M
VUE			
2.2L L4 134 CID	2002-2003		USEP3585M
2.2L L4 134 CID	2004-2005	Base	USEP3626M
2.2L L4 134 CID	2004	Base; (Secondary)	USEP3626M
2.2L L4 2198cc 134 CID	2006	Base; VIN D	USEP3626M
3.0L V6 3000cc 181 CID	2002-2003		USEP3585M
3.5L V6 3471cc	2006	Base; Red Line; VIN 4	USEP3626M
3.5L V6 3474cc	2004-2005	Red Line	USEP3626M
3.5L V6 3475cc	2004	Base; VIN 4	USEP3626M
SEAT			
ALHAMBRA			
1.8L L4 1781cc 109 CID	2002-2004	Sold in Mexico	USEP12050M
2.8L V6 2792cc 170 CID	2002-2005	Sold in Mexico	USEP12024M
ALHAMBRA (MEX)			
1.8L L4 1781cc 109 CID	2002-2004		USEP12050M
ALTEA			
2.0L L4 1984cc 121 CID	2005	Sold in Mexico	USEP12050M
2.0L L4 1984cc 121 CID	2006	Sold in Mexico	USEP12024M
ALTEA (MEX)			
2.0L L4 1984cc 121 CID	2005		USEP12050M
CORDOBA			
1.6L L4 1595cc 97 CID	2001-2002	Sold in Mexico	USEP12050M
1.6L L4 1598cc 98 CID	2004-2008	Sold in Mexico	USEP12024M
1.6L L4 1598cc 98 CID	2006	Sold in Mexico	USEP12050M
2.0L L4 1984cc 121 CID	2003-2005	Sold in Mexico	USEP12050M
2.0L L4 1984cc 121 CID	2006-2008	Sold in Mexico	USEP12024M
CORDOBA (MEX)			
1.6L L4 1600cc 98 CID	2001-2006		USEP12050M
2.0L L4 1984cc 121 CID	2003-2005		USEP12050M
IBIZA			
1.6L L4 1598cc 98 CID	2004-2008	Sold in Mexico	USEP12024M
2.0L L4 1984cc 121 CID	2007-2008	Sold in Mexico	USEP12024M
IBIZA (MEX)			
1.6L L4 1600cc 98 CID	2001-2002		USEP12050M
2.0L L4 1984cc 121 CID	2003-2006		USEP12050M
LEON (MEX)			
1.8L L4 1781cc 109 CID	2001-2006	Sold in Mexico	USEP12024M
1.8L L4 1781cc 109 CID	2002-2005	Sold in Mexico	USEP12050M
2.0L L4 1984cc 121 CID	2006-2008	Sold in Mexico	USEP12024M
TOLEDO (MEX)			
1.8L L4 1781cc 109 CID	2001-2004	Sold in Mexico	USEP12024M
1.8L L4 1781cc 109 CID	2003-2005	Sold in Mexico	USEP12050M
2.0L L4 1984cc 121 CID	2006	Sold in Mexico	USEP12024M
SUBARU			
BAJA			
2.5L H4 2458cc	2003		USEP8596M
2.5L H4 2458cc	2004-2006	EJ255 Desig.; Turbo; EJ253 Desig.; Sport	USEP8600M
LEGACY			
2.2L H4 2212cc	1996	Brighton; L; LS; Postal; VIN 4	USEP8191S
2.2L H4 2212cc	1996	L; VIN 4; (From 01/96)	USEP8191S
2.5L H4 2458cc	2000	EJ251 Desig.; EJ252 Desig.; VIN 6	USEP8596M
2.5L H4 2458cc	2001-2003		USEP8596M
2.5L H4 2458cc	2004	EJ259 Desig.	USEP8600M

Engine	Years	Application Description	USMW
OUTBACK			
2.5L H4 2458cc	2000	Base; EJ251 Desig.; EJ252 Desig.; VIN 6	USEP8596M
2.5L H4 2458cc	2001-2003	EJ253 Desig.; Limited; EJ253 Desig.; Limited	USEP8596M
3.0L H6 3000cc 183CID	2001-2003	EZ30D Desig.; VDC; EZ30D Desig.; VDC	USEP8518M
SUZUKI			
ESTEEM			
1.6L L4 1590cc 97 CID	2000		USEP8437M
1.8L L4 1790cc	2000-2001		USEP8437M
GRAND VITARA			
2.7L V6 2737cc	2006-2008	Base, Luxury, XSport	USEP8437M
2.7L V6 2737cc	2006	Premium	USEP8437M
SAMURAI			
1.3L L4 1298cc 79 CID	1990-1995		USEP8242H
1.3L L4 1298cc 79 CID	1991-1993	JA, JL	USEP8242H
1.3L L4 1298cc 79 CID	1991	JS, JL	USEP8242H
SIDEKICK			
1.6L L4 1590cc 97 CID	1989	FI; JLX; VIN 0,	USEP8238H
1.6L L4 1590cc 97 CID	1991	4 Dr.; 2 Dr.; JL, JS, JX, JLX	USEP8238H
1.8L L4 1840cc	1996	JX Sport, JLX Sport; VIN 2	USEP8358H
1.8L L4 1840cc	1997-1998	JS Sport, JX Sport, JLX Sport; VIN 2	USEP8358H
TOYOTA			
AVANZA (MEX)			
1.5L L4 1497cc	2007-2014		USEP12268M
COROLLA			
1.8L L4 1794cc	2005-2006	1ZZFE Desig.; CE; VIN R,	USEP8874M
1.8L L4 1794cc	2007-2008		USEP8874M
1.8L L4 1795cc	2005-2006	2ZZGE Desig.; XRS,	USEP8874M
MATRIX			
1.8L L4 1794cc	2005-2006	1ZZFE Desig.; AWD; FWD; Base; XR,	USEP8874M
1.8L L4 1794cc	2007-2008		USEP8874M
1.8L L4 1795cc	2005-2006	2ZZGE Desig.; XRS,	USEP8874M
SEQUOIA			
4.7L V8 4663cc 285 CID	2006-2007	Limited, SR5	USEP8694M
TACOMA			
2.7L L4 2694cc	2005-2009	2TRFE Desig.; Base, Pre Runner	USEP8756M
4.0L V6 3956cc 241 CID	2005-2015		USEP8757M
TUNDRA			
4.0L V6 3956cc 241 CID	2005	1GRFE Desig.; Base; SR5	USEP8694M
4.7L V8 4663cc 285 CID	2005	2UZFE Desig.; Base, Limited, 2UZFE Desig.; SR5	USEP8694M
VOLKSWAGEN			
BEEBLE			
1.8L L4 1781cc 109 CID	1999-2000	APH Desig.; Turbocharged	USEP12050M
1.8L L4 1781cc 109 CID	2001	APH Desig.; GLX; Turbocharged	USEP12050M
1.8L L4 1781cc 109 CID	2001	AWW Desig.; GLX; Turbocharged	USEP12050M
1.8L L4 1781cc 109 CID	2002-2004	AWP Desig.; Turbo S; Turbocharged	USEP12050M
1.8L L4 1781cc 109 CID	2002	AWW Desig.; Sport; Turbocharged	USEP12050M
1.8L L4 1781cc 109 CID	2003	AWP Desig.; Turbo S; AWW Desig.; GLX; Turbocharged	USEP12050M
1.8L L4 1781cc 109 CID	2005	BKF Desig.; GLS; Exc.Fuel Tank Protective Coating	USEP12050M
1.8L L4 1781cc 109 CID	2005		USEP12024M
1.8L L4 1798cc 110 CID	2014		USEP8831M
2.0L L4 1968cc 120 CID	2014		USEP8831M
2.0L L4 1984cc 121 CID	1998	AEG Desig.; Base; VIN B	USEP12050M
2.0L L4 1984cc 121 CID	1999-2000	Sold in Mexico, AEG Desig.; Naturally Aspirated	USEP12050M
2.0L L4 1984cc 121 CID	2001-2003	Sold in Mexico, AVH Desig.; GLS; Naturally Aspirated	USEP12050M
2.0L L4 1984cc 121 CID	2001	GL; GLS	USEP12050M
2.0L L4 1984cc 121 CID	2002	Sold in Mexico	USEP12024M
2.0L L4 1984cc 121 CID	2002	Sport, Sport	USEP12050M
2.0L L4 1984cc 121 CID	2003	BDC Desig.; GLS; Naturally Aspirated	USEP12050M
2.0L L4 1984cc 121 CID	2004-2009		USEP12024M
2.0L L4 1984cc 121 CID	2004	BEV Desig.; GLS; BGD Desig.; GLS; Naturally Aspirated	USEP12050M

Engine	Years	Application Description	USMW
VOLKSWAGON (CONT.)			
BEETLE (CONT.)			
2.0L L4 1984cc 121 CID	2005	BGD Desig.; GL; Naturally Aspirated	USEP12050M
2.0L L4 1984cc 121 CID	2006-2008	Sold in Mexico	USEP12050M
2.0L L4 1984cc 121 CID	2014		USEP8831M
2.5L L5 2480cc 151 CID	2006-2009		USEP12024M
2.5L L5 2480cc 151 CID	2006	2.5; BPR Desig.; 2.5; BPS Desig.; Plastic Fuel Tank (Exc.Fuel Tank Protective Coating)	USEP12050M
2.5L L5 2480cc 151 CID	2007-2009	BPR Desig.; BPS Desig.; S; SE; Plastic Fuel Tank (Exc.Fuel Tank Protective Coating)	USEP12050M
2.5L L5 2480cc 151 CID	2012-2014		USEP8831M
BEETLE (MEX)			
2.0L L4 1984cc 121 CID	2006-2008		USEP12050M
2.0L L4 1984cc 121 CID	2009		USEP8424M
BEETLE 50 ANIVERSARIO (MEX)			
2.5L L5 2480cc 151 CID	2014		USEP8831M
BEETLE CABRIO (MEX)			
2.5L L5 2480cc 151 CID	2010		USEP8424M
BEETLE FENDER (MEX)			
2.5L L5 2480cc 151 CID	2013		USEP8831M
BEETLE GLS (MEX)			
2.0L L4 1984cc 121 CID	2010		USEP8424M
BEETLE SPORT (MEX)			
2.5L L5 2480cc 151 CID	2010		USEP8424M
2.5L L5 2480cc 151 CID	2012-2014		USEP8831M
BEETLE SPORT GLX (MEX)			
2.5L L5 2480cc 151 CID	2010		USEP8424M
BEETLE TURBO (MEX)			
2.0L L4 1984cc 121 CID	2014		USEP8831M
BEETLE TURBO R (MEX)			
2.0L L4 1984cc 121 CID	2014		USEP8831M
BORA			
2.0L L4 1984cc 121 CID	2006	Sold in Mexico	USEP8833M
2.5L L5 2480cc 151 CID	2006-2009	Sold in Mexico	USEP8833M
2.5L L5 2480cc 151 CID	2010	Sold in Mexico; Style	USEP8833M
BORA (MEX)			
2.0L L4 1984cc 121 CID	2006-2009		USEP8833M
2.5L L5 2480cc 151 CID	2005-2009		USEP8833M
BORA GLI (MEX)			
2.0L L4 1984cc 121 CID	2010		USEP8833M
BORA STYLE (MEX)			
2.5L L5 2480cc 151 CID	2010		USEP8833M
BORA WOLFSBURG (MEX)			
2.5L L5 2480cc 151 CID	2010		USEP8833M
CABRIO			
2.0L L4 1984cc 121 CID	1995		USEP8244M
2.0L L4 1984cc 121 CID	1997	Base, High Line, Base, High Line	USEP8366M
2.0L L4 1984cc 121 CID	1998-2002		USEP8366M
CLASICO			
2.0L L4 1984cc 121 CID	2011	EA113 Desig.; GL; Sedan; Sport Sold in Mexico	USEP12050M
2.0L L4 1984cc 121 CID	2012-2015		USEP8667M
CLASICO GL (MEX)			
2.0L L4 1984cc 121 CID	2011		USEP12050M
CLASICO SPORT (MEX)			
2.0L L4 1984cc 121 CID	2011		USEP12050M
COMBI			
1.8L L4 1780cc	1991-1994	Sold in Mexico	USEP8244M
1.8L L4 1781cc 109 CID	1995-1999	Sold in Mexico	USEP8244M
COMBI (MEX)			
1.8L L4 1780cc	1998-1999	Without VDO pump	USEP8244M
1.8L L4 1800cc 110 CID	1991-1997	Without VDO pump	USEP8244M
CORRADO			
1.8L L4 1780cc	1990	From Chassis/VIN 50-L-005733	USEP8394M

Engine	Years	Application Description	USMW
1.8L L4 1780cc	1991	VIN B, VIN C	USEP8394M
1.8L L4 1780cc	1992	G60; PG Desig.; Supercharged; VIN B, G60; PG Desig.; Supercharged; VIN C	USEP8394M
2.8L V6 2792cc 170 CID	1992	SLC; VIN D; VIN E	USEP8394M
2.8L V6 2792cc 170 CID	1993	SLC; VIN D, SLC; VIN E, SLC; VIN F	USEP8394M
2.8L V6 2792cc 170 CID	1994	SLC	USEP8394M
CROSSFOX			
1.6L L4 1599cc 98 CID	2007	Sold in Mexico	USEP12050M
CROSSFOX (MEX)			
1.6L L4 1600cc 98 CID	2007		USEP12050M
DERBY			
1.8L L4 1781cc 109 CID	1995-1999	Sold in Mexico	USEP8244M
1.8L L4 1781cc 109 CID	2000-2007	Sold in Mexico	USEP12050M
1.8L L4 1781cc 109 CID	2008-2009	Sold in Mexico	USEP12024M
2.0L L4 1984cc 121 CID	2002-2003	Sold in Mexico	USEP12050M
DERBY (MEX)			
1.8L L4 1780cc	1998-1999	Without VDO pump	USEP8244M
1.8L L4 1780cc	2000-2001		USEP12050M
1.8L L4 1781cc 109 CID	2002-2007		USEP12050M
1.8L L4 1800cc 110 CID	1995-1997	Without VDO pump	USEP8244M
2.0L L4 1984cc 121 CID	2002-2003		USEP12050M
EOS			
2.0L L4 1984cc 121 CID	2007	BPY Desig.; Base; To Chassis/VIN 1f-7-031 000	USEP8833M
3.2L V6 3189cc 195 CID	2007	3.2; BUB Desig.; To Chassis/VIN 1f-7-031 000	USEP8833M
EUROVAN			
2.5L L5 2459cc 150 CID	1993	CL; GL; MV; VIN C; VIN D; To Chassis/VIN 70-P-030000	USEP8245M
2.5L L5 2459cc 150 CID	1995		USEP8244M
2.5L L5 2461cc 150 CID	2004	Sold in Mexico	USEP12050M
2.8L V6 2792cc 170 CID	1997-2003		USEP8244M
EUROVAN (MEX)			
2.5L L5 2461cc 150 CID	2004		USEP8244M
GOL			
1.6L L4 1598cc 98 CID	2009-2011	Sold in Mexico	USEP12024M
GOLF			
1.8L L4 1781cc 109 CID	1993-1997	Sold in Mexico, Sold in Mexico	USEP8244M
1.8L L4 1781cc 109 CID	1998-1999	Sold in Mexico	USEP8244M
1.8L L4 1781cc 109 CID	2000-2001	AWD Desig.; GLS; Turbocharged	USEP12050M
1.8L L4 1781cc 109 CID	2000	AWD Desig.; GTI GLS; Turbocharged	USEP12050M
1.8L L4 1781cc 109 CID	2001	GTI GLS	USEP12050M
1.8L L4 1781cc 109 CID	2002-2003		USEP12050M
1.8L L4 1781cc 109 CID	2004-2005	AWP Desig.; GTI 1.8T; Turbocharged	USEP12050M
1.8L L4 1781cc 109 CID	2006	AWP Desig.; GTI 1.8T; Turbocharged	USEP8833M
2.0L L4 1984cc 121 CID	1993	GL; GTI; VIN L; VIN R	USEP8366M
2.0L L4 1984cc 121 CID	1994-1996	GL; GTI; VIN A; VIN B	USEP8366M
2.0L L4 1984cc 121 CID	1994	GL; GTI; VIN C	USEP8366M
2.0L L4 1984cc 121 CID	1995-1997	Sold in Mexico; Golf III	USEP12013M
2.0L L4 1984cc 121 CID	1995	ABA Desig.; Celebration Edition, City	USEP8366M
2.0L L4 1984cc 121 CID	1997-1998	GL; GTI; K2; VIN A; VIN B	USEP8366M
2.0L L4 1984cc 121 CID	1997	Jazz; K2; Trek; VIN A; VIN B	USEP8366M
2.0L L4 1984cc 121 CID	1998	K2; VIN B, K2; VIN B	USEP8366M
2.0L L4 1984cc 121 CID	1999-2000	AEG Desig.; GL; Naturally Aspirated	USEP12050M
2.0L L4 1984cc 121 CID	1999	ABA Desig.; GL; Naturally Aspirated	USEP8366M
2.0L L4 1984cc 121 CID	1999	ABA Desig.; GTI; Germany Built Vehicle	USEP12050M
2.0L L4 1984cc 121 CID	1999	ABA Desig.; GTI; Mexico Built Vehicle	USEP8366M
2.0L L4 1984cc 121 CID	2000	AEG Desig.; GTI GLS; Naturally Aspirated	USEP12050M
2.0L L4 1984cc 121 CID	2001	AEG Desig.; GLS; GTI	USEP8366M
2.0L L4 1984cc 121 CID	2002-2003	GTI; Sold in Mexico	USEP12050M
2.0L L4 1984cc 121 CID	2004		USEP12050M
2.0L L4 1984cc 121 CID	2005-2006	BEV Desig.; GLS; Naturally Aspirated	USEP12050M
2.0L L4 1984cc 121 CID	2006	BEV Desig.; GL; Naturally Aspirated	USEP12050M
2.0L L4 1984cc 121 CID	2007	Sold in Mexico	USEP8244M
2.8L V6 2792cc 170 CID	1995	GTI VR6; VIN D; VIN E	USEP8366M
2.8L V6 2792cc 170 CID	1996-1998	GTI VR6; VIN D	USEP8366M
2.8L V6 2792cc 170 CID	1999	AFP Desig.; GTI; Naturally Aspirated	USEP12050M
2.8L V6 2792cc 170 CID	2000-2001	AFP Desig.; GTI GLX; Naturally Aspirated	USEP12050M

Engine	Years	Application Description	USMW
VOLKSWAGON (CONT.)			
GOLF (CONT.)			
2.8L V6 2792cc 170 CID	2002-2005		USEP12050M
2.8L V6 2792cc 170 CID	2004	BDF Desig.; GTI VR6; Naturally Aspirated	USEP12050M
3.2L V6 3189cc 195 CID	2004	BJS Desig.; R32	USEP12050M
GOLF (MEX)			
1.8L L4 1781cc 109 CID	1998-1999		USEP8244M
2.0L L4 1984cc 121 CID	2007		USEP8244M
GOLF GTI (MEX)			
2.0L L4 1984cc 121 CID	2002-2003		USEP12050M
GOLF SPORTWAGEN (MEX)			
2.5L L5 2480cc 151 CID	2010-2013		USEP8831M
GTI			
2.0L L4 1984cc 121 CID	2006-2007		USEP8833M
2.0L L4 1984cc 121 CID	2008-2009	CBFA Desig., CCTA Desig.	USEP8833M
2.0L L4 1984cc 121 CID	2008	BPY Desig.	USEP8833M
JETTA			
1.8L L4 1781cc 109 CID	1993-1999	Sold in Mexico	USEP8244M
1.8L L4 1781cc 109 CID	2000-2001	AWD Desig.; GLS; Turbocharged	USEP12050M
1.8L L4 1781cc 109 CID	2001	AWW Desig.; Wolfsburg Edition	USEP12050M
1.8L L4 1781cc 109 CID	2002-2003	AWP Desig.; GLS; Turbocharged	USEP12050M
1.8L L4 1781cc 109 CID	2003	AWP Desig.; GL; Turbocharged	USEP12050M
1.8L L4 1781cc 109 CID	2004	GLI; GLS	USEP12050M
1.8L L4 1781cc 109 CID	2005	AWP Desig.; GLI; Turbocharged	USEP12050M
2.0L L4 1984cc 121 CID	1993	GL, GLS; VIN B; VIN C	USEP8366M
2.0L L4 1984cc 121 CID	1994	GL, GLS; VIN A	USEP8366M
2.0L L4 1984cc 121 CID	1995	ABA Desig.; Celebration Edition, City	USEP8366M
2.0L L4 1984cc 121 CID	1995	GLS; VIN A; VIN B; VIN C	USEP8366M
2.0L L4 1984cc 121 CID	1996	ABA Desig.; GL, GLS, Wolfsburg Edition	USEP8366M
2.0L L4 1984cc 121 CID	1996	Trek; VIN A; VIN B	USEP8366M
2.0L L4 1984cc 121 CID	1997	GL; GLS; GT; VIN A; VIN B	USEP8366M
2.0L L4 1984cc 121 CID	1997	GT; Jazz; VIN A; VIN B	USEP8366M
2.0L L4 1984cc 121 CID	1998	GL; GLS; GT; Wolfsburg Edition; VIN A	USEP8366M
2.0L L4 1984cc 121 CID	1998	K2; Wolfsburg Edition; VIN A; VIN B	USEP8366M
2.0L L4 1984cc 121 CID	1999	GL; Wolfsburg Edition; GLS; New Body Style	USEP12050M
2.0L L4 1984cc 121 CID	1999	GL; Wolfsburg Edition; GLS; Old Body Style	USEP8366M
2.0L L4 1984cc 121 CID	2000-2003	GL; GLS	USEP12050M
2.0L L4 1984cc 121 CID	2002	GL; AVH Desig.; GLS; AZG Desig.	USEP12050M
2.0L L4 1984cc 121 CID	2004-2005	BBW Desig.; GLS; BEV Desig.; GLS; Naturally Aspirated	USEP12050M
2.0L L4 1984cc 121 CID	2006-2009	Europa; Sold in Mexico	USEP12050M
2.0L L4 1984cc 121 CID	2006	2.0T; BPY Desig.; GLI; Turbocharged	USEP8833M
2.0L L4 1984cc 121 CID	2007-2008	Europa; Sold in Mexico; BPY Desig.; GLI; Turbocharged	USEP8833M
2.0L L4 1984cc 121 CID	2007	GLI; Sold in Mexico, GLI; Sold in Mexico, 2.0T; BPY Desig.; Turbocharged	USEP8833M
2.0L L4 1984cc 121 CID	2008-2009	CBFA Desig., CCTA Desig.	USEP8833M
2.0L L4 1984cc 121 CID	2011	Sold in Mexico	USEP12024M
2.5L L5 2480cc 151 CID	2005		USEP12024M
2.5L L5 2480cc 151 CID	2006	2.5; BGP Desig.; 2.5; BGQ Desig.; Value Edition	USEP8833M
2.5L L5 2480cc 151 CID	2007	2.5; BGP Desig.; 2.5; BGQ Desig.; Wolfsburg Edition	USEP8833M
2.8L V6 2792cc 170 CID	1994	GLX; VIN E	USEP8366M
2.8L V6 2792cc 170 CID	1995-1998	GLX; VIN D	USEP8366M
2.8L V6 2792cc 170 CID	1995	GLX; VIN E; Sold in Mexico	USEP8394M
2.8L V6 2792cc 170 CID	1996-1997	GLX; VIN D; Sold in Mexico	USEP8394M
2.8L V6 2792cc 170 CID	1999-2001	GLS; GLX	USEP12050M
2.8L V6 2792cc 170 CID	1999	GLX	USEP8366M
2.8L V6 2792cc 170 CID	2002	BDF Desig.; GLS; Naturally Aspirated	USEP12050M
2.8L V6 2792cc 170 CID	2002	GLX; GLX; GLI	USEP12050M
2.8L V6 2792cc 170 CID	2003	BDF Desig.; GLI; BDF Desig.; GLX; Naturally Aspirated	USEP12050M
2.8L V6 2792cc 170 CID	2004	BDF Desig.; GLI; Naturally Aspirated	USEP12050M
JETTA (MEX)			
1.8L L4 1781cc 109 CID	2009		USEP12050M

Engine	Years	Application Description	USMW
1.9L L4 1896cc	2007-2009		USEP8668M
2.0L L4 1984cc 121 CID	2006-2009		USEP12050M
JETTA BICENTENARIO (MEX)			
2.5L L5 2480cc 151 CID	2011		USEP8831M
JETTA CITY (MEX)			
2.0L L4 1984cc 121 CID	2010		USEP8833M
JETTA CLASICO (MEX)			
2.0L L4 1984cc 121 CID	2010		USEP8833M
JETTA COMFORTLINE (MEX)			
2.5L L5 2480cc 151 CID	2015		USEP8831M
JETTA EUROPA (MEX)			
2.0L L4 1984cc 121 CID	2010		USEP8833M
JETTA GLI (MEX)			
1.8L L4 1781cc 109 CID	2010		USEP8833M
JETTA SPORT (MEX)			
2.5L L5 2480cc 151 CID	2011-2014		USEP8831M
JETTA STYLE (MEX)			
2.5L L5 2480cc 151 CID	2011-2014		USEP8831M
JETTA STYLE ACTIVE (MEX)			
2.5L L5 2480cc 151 CID	2012-2014		USEP8831M
LUPO			
1.6L L4 1599cc 98 CID	2005-2009	Sold in Mexico	USEP12050M
LUPO (MEX)			
1.6L L4 1600cc 98 CID	2005-2009		USEP12050M
PASSAT			
1.8L L4 1781cc 109 CID	1998	AEB Desig.; GLS; Turbocharged	USEP8368M
1.8L L4 1781cc 109 CID	1999	Sold in Mexico, AEB Desig.; Turbocharged	USEP8368M
1.8L L4 1781cc 109 CID	2001	AUG Desig.; GLS; Turbocharged	USEP8368M
1.8L L4 1781cc 109 CID	2002	GLS; Sold in Canada; Sold in United States	USEP8368M
1.8L L4 1781cc 109 CID	2004-2005	GLS 4 Motion; GLS	USEP8368M
2.0L L4 1984cc 121 CID	1996		USEP8244M
2.8L V6 2771cc	1998	GLS; GLX; VIN D	USEP8368M
2.8L V6 2771cc	1999	AHA Desig.; Naturally Aspirated	USEP8368M
2.8L V6 2771cc	2000	4 Motion; ATQ Desig.; VIN H	USEP8368M
2.8L V6 2771cc	2001	VIN H	USEP8384M
2.8L V6 2771cc	2002-2004	GLX; GLX 4 Motion; VIN H	USEP8384M
2.8L V6 2771cc	2002	ATQ Desig.; GLS 4 Motion; VIN H	USEP8384M
2.8L V6 2771cc	2005	GLX; GLX 4 Motion	USEP8384M
2.8L V6 2792cc 170 CID	1997	AAA Desig.; GLX; VIN E; (4.0 Bar)	USEP8394M
2.8L V6 2792cc 170 CID	1997	Sold in Mexico	USEP8394M
PASSAT GLX VR6 (MEX)			
2.8L V6 2788cc	1997		USEP8244M
POINTER			
1.8L L4 1781cc 109 CID	1998-1999	Sold in Mexico	USEP12053M
2.0L L4 1985cc 121 CID	2000-2003	GTI; Sold in Mexico	USEP8244M
POINTER (MEX)			
1.8L L4 1781cc 109 CID	1998-1999		USEP12053M
POINTER GTI (MEX)			
2.0L L4 1985cc 121 CID	2000-2003		USEP8244M
POINTER P/U (MEX)			
1.8L L4 1780cc	1998-1999		USEP12053M
POINTER TRUCK			
1.8L L4 1781cc 109 CID	1999	Sold in Mexico	USEP12053M
POLO (MEX)			
1.6L L4 1596cc 97 CID	2003-2007		USEP12050M
2.0L L4 1984cc 121 CID	2003-2007		USEP12050M
RABBIT			
2.5L L5 2480cc 151 CID	2006	BGP Desig.; BGQ Desig.	USEP8833M
2.5L L5 2480cc 151 CID	2007	BGP Desig.; BGQ Desig.; To Chassis/VIN 1K-7-108 000	USEP8833M
SHARAN (MEX)			
1.8L L4 1781cc 109 CID	2002-2006		USEP12050M
SPORTVAN			
1.6L L4 1599cc 98 CID	2007-2009	Sold in Mexico	USEP12024M
TOUAREG			
3.2L V6 3189cc 195 CID	2005-2006	BMX Desig.; Base; Naturally Aspirated	USEP8568M



FUEL PUMP KIT APPLICATION GUIDE

USMW
Professional Series

ACURA	60	KIA	100
ALFA ROMEO	60	LEXUS	100
AM GENERAL	60	LINCOLN	101
AMC	60	MAZDA	101
AUDI	60	MERCEDES BENZ	102
BMW	61	MERCURY	104
BUICK	62	MERKUR	105
CADILLAC	64	MG	105
CHEVROLET	65	MINI	105
CHRYSLER	72	NISSAN	106
DAEWOO	73	OLDSMOBILE	109
DAIHATSU	73	PEUGEOT	111
DODGE	73	PLYMOUTH	112
EAGLE	77	PONTIAC	112
FIAT	77	RENAULT	115
FORD	77	SAAB	115
FREIGHTLINER	92	SATURN	115
GEO	92	SCION	116
GMC	92	SEAT	116
HONDA	96	STERLING	116
HYUNDAI	97	SUBARU	116
INFINITI	97	SUZUKI	117
ISUZU	98	TOYOTA	117
JAGUAR	98	VOLKSWAGEN	120
JEEP	98	VOLVO	121

Engine	Years	Application Description	USMW
ACURA			
CL			
3.2L V6 3210cc	2001-2002	J32A1 Desig.	USEP8229
3.2L V6 3210cc	2001-2003	J32A2 Desig.	USEP2158
3.2L V6 3210cc	2003	J32A1 Desig.	USEP2158
INTEGRA			
1.6L L4 1590cc 97 CID	1986-1989	LS, RS; External Pump	USEP8000
1.6L L4 1590cc 97 CID	1987	LS, RS; LS Special Edition, External Pump	USEP8000
1.6L L4 1590cc 97 CID	1988	LS, LS Special Edition, RS; External Pump	USEP8000
1.8L L4 1797cc 110 CID	1994-1995	B18C1 Desig.; GS-R	USEP8271
1.8L L4 1797cc 110 CID	1998	B18C1 Desig.; GS-R, B18C5 Desig.; Type R	USEP8229
1.8L L4 1797cc 110 CID	1999	B18C1 Desig.; GS-R	USEP8229
1.8L L4 1834cc 112 CID	2000-2001	B18B1 Desig.; GS, LS	USEP8229
LEGEND			
2.5L V6 2494cc	1986		USEP8023
2.5L V6 2494cc	1987	C25A1 Desig., L	USEP8023
2.7L V6 2675cc	1987	C27A1 Desig.	USEP8023
2.7L V6 2675cc	1988	Coupe, Sedan; L, LS	USEP8023
2.7L V6 2675cc	1989-1990	L, LS	USEP8023
3.2L V6 3206cc	1991	Base; Sedan; Sold in Canada	USEP8271
MDX			
3.5L V6 3471cc	2001	Touring	USEP8335
3.5L V6 3471cc	2002		USEP8335
NSX			
3.0L V6 2977cc	1991-1994		USEP8119
3.0L V6 2977cc	1995-1996	Base, T	USEP8119
3.0L V6 2977cc	1997-1999	C30A1 Desig.; T	USEP8119
3.0L V6 2977cc	2000-2005	C30A1 Desig.	USEP8119
3.2L V6 3179cc	1997-1999	C32B1 Desig.; T	USEP8119
3.2L V6 3179cc	1999	Alex Zanardi Edition; C32B1 Desig.	USEP8119
3.2L V6 3179cc	2000-2005	C32B1 Desig.	USEP8119
RL			
3.5L V6 3475cc	1996-1999		USEP8271
3.5L V6 3475cc	2000-2004		USEP8335
SLX			
3.2L V6 3165cc	1996-1997		USEP8229
TL			
3.2L V6 3210cc	1999-2001		USEP8229
3.2L V6 3210cc	2002-2003	J32A2 Desig.; Type-S	USEP2158
3.2L V6 3210cc	2004-2006		USEP8513
3.2L V6 3210cc	2007-2008	J32A3 Desig.	USEP8513
TSX			
2.4L L4 2354cc 144 CID	2004-2008		USEP8513
ALFA ROMEO			
147			
2.0L L4 1970cc 120 CID	2002-2005	Primary Left; Sold in Mexico	USEP12144
156			
2.0L L4 1970cc 120 CID	2002-2004	Primary Left; Sold in Mexico	USEP12144
164			
3.0L V6 2959cc	1991-1993	L, Sport	USEP8258
3.0L V6 2959cc	1991	Base	USEP8258
3.0L V6 2959cc	1994-1995	LS, Quadrifoglio	USEP8258
147 (MEX)			
2.0L L4 1970cc 120 CID	2002-2005		USEP12144
2.0L L4 1996cc 122 CID	2004		USEP12144
156 (MEX)			
2.0L L4 1970cc 120 CID	2002-2003		USEP12144
2.0L L4 1996cc 122 CID	2004		USEP12144
8C			
4.7L V8 4691cc	2008		USEP8149
GTV-6			
2.5L V6 2492cc	1985-1986	External Pump	USEP8149
MILANO			
2.5L V6 2492cc	1987-1988	Gold, Platinum; External Pump	USEP8149
2.5L V6 2492cc	1987	Silver; External Pump	USEP8149
2.5L V6 2492cc	1989	Gold; External Pump	USEP8149

Engine	Years	Application Description	USMW
3.0L V6 2959cc	1988-1989	Verde; External Pump	USEP8149
SPIDER			
2.0L L4 1961cc 120 CID	1985	Graduate, Veloce; External Pump	USEP8149
2.0L L4 1961cc 120 CID	1986-1990	Graduate, Quadrifoglio, Veloce; External Pump	USEP8149
2.0L L4 1961cc 120 CID	1991-1994	Base, Veloce; External Pump	USEP8149
AM GENERAL			
HUMMER			
5.7L V8 5735cc 350 CID	1995	VIN D	USEP8149
5.7L V8 5735cc 350 CID	1996	Naturally Aspirated; VIN D	USEP8149
6.2L V8 6210cc 379 CID	1992-1993	External Pump	USEP8149
6.5L V8 6473cc 395 CID	1994	VIN Y; External Pump	USEP8149
6.5L V8 6473cc 395 CID	1995	DIESEL; VIN Y; External Pump	USEP8149
6.5L V8 6473cc 395 CID	1996	VIN Y, DIESEL; External Pump	USEP8149
6.5L V8 6473cc 395 CID	1997-1998	VIN Y, External Pump	USEP8149
6.5L V8 6473cc 395 CID	1999-2001	External Pump	USEP8149
AMC			
AMERICAN (MEX)			
3.3L V6 3300cc 202 CID	1969-1970		USEP8004
3.8L V6 3800cc 231 CID	1969-1970		USEP8004
CLASSIC (MEX)			
3.3L V6 3300cc 202 CID	1966-1970		USEP8004
3.8L V6 3800cc 231 CID	1967-1970		USEP8004
AUDI			
80			
2.0L L4 1983cc	1988-1989	Base; FI	USEP8146
2.0L L4 1983cc	1988-1989	External Pump	USEP8307
2.0L L4 1983cc	1990	VIN A, VIN B; External Pump	USEP8307
2.3L L5 2309cc 140CID	1991-1992	VIN C, VIN D; External Pump	USEP8307
90			
2.0L L4 1983cc	1988	3A Desig.; VIN B; External Pump	USEP8307
2.0L L4 1983cc	1988	Base; FI	USEP8146
2.3L L5 2309cc 140CID	1988-1989	Base; FI	USEP8146
2.3L L5 2309cc 140CID	1988	NG Desig.; VIN C; External Pump	USEP8307
2.3L L5 2309cc 140CID	1989	External Pump	USEP8307
2.3L L5 2309cc 140CID	1990-1991	VIN C, VIN D; External Pump	USEP8307
2.8L V6 2771cc	1993	CS; S; VIN K	USEP8222
2.8L V6 2771cc	1994	CS; S; VIN K	USEP8256
2.8L V6 2771cc	1995	Base; Sport; VIN A; VIN K	USEP8256
100			
2.3L L5 2309cc 140CID	1989	To Chassis/VIN 44-K-087523	USEP8348
2.8L V6 2771cc	1992-1993	Base; CS; S; VIN K	USEP8222
2.8L V6 2771cc	1994	CS; S; VIN K	USEP8222
200			
2.2L L5 2226cc	1989-1991		USEP8348
4000			
1.8L L4 1780cc	1985-1986	MG Desig.; VIN B; External Pump	USEP8307
1.8L L4 1780cc	1987	VIN B; External Pump	USEP8307
5000			
2.2L L5 2226cc	1985	KZ Desig.; S; VIN B	USEP8348
2.2L L5 2226cc	1986-1987	CS; MC Desig.; VIN D, KZ Desig.; S; VIN B	USEP8348
2.2L L5 2226cc	1987	CS; MC Desig.; VIN E	USEP8390
2.2L L5 2226cc	1988	CS; MC Desig.; VIN D	USEP8348
2.3L L5 2309cc 140CID	1987-1988	NF Desig.; S; VIN C, S; VIN B	USEP8390
100 QUATTRO			
2.3L L5 2309cc 140CID	1989		USEP8348
2.8L V6 2771cc	1992	VIN J, VIN K	USEP8236
2.8L V6 2771cc	1993	VIN J, VIN K	USEP8222
2.8L V6 2771cc	1994		USEP8256
200 QUATTRO			
2.2L L5 2226cc	1989		USEP8348
2.2L L5 2226cc	1991	20v Avant; 3B Desig.; VIN E, Avant; MC Desig.; VIN D	USEP8348
4000 QUATTRO			
2.2L L5 2226cc	1985	External Pump	USEP8307
2.2L L5 2226cc	1986-1987	CS; External Pump	USEP8307

**APPLICATIONS
KITS**

Engine	Years	Application Description	USMW
AUDI (CONT.)			
5000 QUATTRO			
2.2L L5 2226cc	1986	VIN D, VIN E	USEP8390
2.2L L5 2226cc	1987-1988	CS; MC Desig.; VIN D, CS; MC Desig.; VIN E	USEP8390
2.3L L5 2309cc 140CID	1987	NF Desig.; S; VIN C	USEP8390
2.3L L5 2309cc 140CID	1988	NF Desig.; S; VIN C, S; VIN B	USEP8390
80 QUATTRO			
2.3L L5 2309cc 140CID	1988-1989	Base; FI	USEP8146
2.3L L5 2309cc 140CID	1988-1989	External Pump	USEP8307
2.3L L5 2309cc 140CID	1990-1992	VIN C, VIN D; External Pump	USEP8307
90 QUATTRO			
2.3L L5 2309cc 140CID	1988-1989	Base; FI	USEP8146
2.3L L5 2309cc 140CID	1988-1991	External Pump	USEP8307
2.8L V6 2771cc	1993	VIN J, VIN K	USEP8222
2.8L V6 2771cc	1994	VIN J, VIN K; From Chassis/VIN 8C-R-030001	USEP8256
2.8L V6 2771cc	1994	VIN J, VIN K; To Chassis/VIN 8C-R-030000	USEP8222
2.8L V6 2771cc	1995	Base; Sport; VIN A, VIN E, VIN K	USEP8256
A3			
1.8L L4 1781cc 109 CID	1999	Sold in Mexico	USEP8244
A3 (MEX)			
1.8L L4 1754cc 107 CID	1999		USEP8244
A4			
1.8L L4 1781cc 109 CID	2007-2008	Sold in Mexico	USEP12147
2.0L L4 1984cc 121 CID	2010-2011	Sold in Mexico; Trendy	USEP12147
A6			
2.8L V6 2771cc	1995	VIN A; VIN B; VIN C	USEP8256
2.8L V6 2771cc	1996-1997	VIN A, VIN C	USEP8256
3.0L V6 2950cc	2005	Sold in Mexico	USEP8376
A6 (MEX)			
3.0L V6 2976cc	2005-2006		USEP8376
A6 QUATTRO			
2.8L V6 2771cc	1995		USEP8256
2.8L V6 2771cc	1996-1997	VIN A, VIN C	USEP8256
3.0L V6 2950cc	2005	Sold in Mexico	USEP8376
A6 QUATTRO (MEX)			
3.0L V6 2976cc	2005-2006		USEP8376
A8 QUATTRO (MEX)			
3.7L V8 3704cc	2000		USEP12149
CABRIOLET			
2.8L V6 2771cc	1994-1998	External Pump	USEP8307
2.8L V6 2771cc	1995	VIN A, VIN L; External Pump	USEP8307
2.8L V6 2771cc	1997	Sold in Mexico	USEP8307
COUPE			
2.2L L5 2226cc	1985-1986	External Pump	USEP8307
2.2L L5 2226cc	1987	KX Desig.; VIN D; VIN E; External Pump	USEP8307
2.3L L5 2309cc 140CID	1987	FI; GT	USEP8146
COUPE QUATTRO			
2.3L L5 2309cc 140CID	1990		USEP8348
2.3L L5 2309cc 140CID	1991		USEP8222
QUATTRO			
2.2L L5 2144cc	1985	External Pump	USEP8175
S4			
2.2L L5 2226cc	1992	VIN P, VIN R	USEP8236
2.2L L5 2226cc	1993	VIN P, VIN R	USEP8222
2.2L L5 2226cc	1994		USEP8256
S6			
2.2L L5 2226cc	1995		USEP8256
V8 QUATTRO			
3.6L V8 3562cc	1990-1991		USEP8256
4.2L V8 4172cc	1992-1994		USEP8256
BMW			
325			
2.7L L6 2693cc	1986-1988	External Pump; Pre-Supply Pump	USEP7334

Engine	Years	Application Description	USMW
318 (MEX)			
1.8L L4 1800cc 110 CID	1986		USEP7334
318I			
1.8L L4 1766cc 107 CID	1985	External Pump; Pre-Supply Pump	USEP7334
1.8L L4 1796cc 110 CID	1991-1992	External Pump	USEP7334
1.8L L4 1796cc 110 CID	1991	Sedan; 1.45 inch pump diameter; Except for Bosch, Carter, and Delphi	USEP3240
1.8L L4 1796cc 110 CID	1992	Sedan	USEP8233
1.8L L4 1796cc 110 CID	1993-1995		USEP8233
1.9L L4 1895cc	1996-1998		USEP8233
318IS			
1.8L L4 1796cc 110 CID	1991	1.45 inch pump diameter; Except for Bosch, Carter, and Delphi	USEP3240
1.8L L4 1796cc 110 CID	1992-1995		USEP8233
1.9L L4 1895cc	1996-1997		USEP8233
318TI			
1.8L L4 1796cc 110 CID	1995		USEP8233
1.9L L4 1895cc	1996-1998		USEP8233
323I			
2.5L L6 2494cc 152 CID	1997-2001	Sold in Mexico	USEP8233
2.5L L6 2494cc 152 CID	1998		USEP8233
323I (MEX)			
2.5L V6 2494cc	1997-1998		USEP8233
323IS			
2.5L L6 2494cc 152 CID	1998-1999		USEP8233
323TI (MEX)			
2.5L V6 2494cc	1999		USEP8233
325E			
2.7L L6 2693cc	1985-1987	External Pump; Pre-Supply Pump	USEP7334
2.7L L6 2693cc	1985		USEP7334
325ES			
2.7L L6 2693cc	1986-1987	External Pump; Pre-Supply Pump	USEP7334
325I			
2.5L L6 2494cc 152 CID	1987	External Pump; Pre-Supply Pump	USEP7334
2.5L L6 2494cc 152 CID	1992-1993	M20 Desig.; External Pump	USEP7334
2.5L L6 2494cc 152 CID	1992	M50 Desig.	USEP8233
2.5L L6 2494cc 152 CID	1993	M50TU Desig.	USEP8233
2.5L L6 2494cc 152 CID	1994		USEP8233
2.5L L6 2494cc 152 CID	1995	To 01/95	USEP8233
2.5L L6 2494cc 152 CID	1996-1997	Sold in Mexico	USEP8233
2.5L L6 2494cc 152 CID	2005	M56 Desig.	USEP8233
325I (MEX)			
2.5L V6 2494cc	1996-1997		USEP8233
325IS			
2.5L L6 2494cc 152 CID	1987	External Pump; Pre-Supply Pump	USEP7334
2.5L L6 2494cc 152 CID	1991-1995		USEP8233
328I			
2.8L L6 2793cc	1996-1998		USEP8233
328I (MEX)			
2.8L V6 2788cc	1995		USEP8233
328IS			
2.8L L6 2793cc	1996-1999		USEP8233
525I			
2.5L L6 2494cc 152 CID	1991-1995		USEP8139
525I (MEX)			
2.5L V6 2494cc	1986		USEP8139
525IT			
2.5L L6 2494cc 152 CID	1993		USEP8139
528 (MEX)			
2.8L V6 2800cc	1996		USEP8278
528E			
2.7L L6 2693cc	1985-1988	External Pump; Pre-Supply Pump	USEP7334
2.7L L6 2693cc	1985		USEP7334
530I			
3.0L V8 2997cc	1994-1995		USEP8278

Engine	Years	Application Description	USMW
BMW (CONT.)			
535I			
3.5L L6 3430cc	1985-1988	External Pump; Pre-Supply Pump	USEP7334
3.5L L6 3430cc	1985		USEP7334
535IS			
3.5L L6 3430cc	1988	External Pump; Pre-Supply Pump	USEP7334
540I			
4.0L V8 3982cc	1994-1995		USEP8278
540I (MEX)			
4.0L V8 3982cc	1996		USEP8278
635CSI			
3.5L L6 3430cc	1985-1989	External Pump; Pre-Supply Pump	USEP7334
3.5L L6 3430cc	1985		USEP7334
735I			
3.5L L6 3430cc	1985-1986	External Pump; Pre-Supply Pump	USEP7334
3.5L L6 3430cc	1985		USEP7334
3.5L L6 3430cc	1987-1992		USEP8139
735IL			
3.5L L6 3430cc	1988-1992		USEP8139
740I			
4.0L V8 3982cc	1993-1994		USEP8278
4.0L V8 3982cc	1995		USEP8287
4.4L V8 4398cc	1997		USEP8287
4.4L V8 4398cc	1998-2001		USEP8385
740IL			
4.0L V8 3982cc	1993-1994		USEP8278
4.0L V8 3982cc	1995		USEP8287
4.4L V8 4398cc	1996-1997		USEP8287
4.4L V8 4398cc	1998-2001		USEP8385
745I			
4.4L V8 4398cc	2002-2005		USEP8488
745LI			
4.4L V8 4398cc	2002-2005		USEP8488
750I			
4.8L V8 4837cc	2006		USEP8488
4.8L V8 4837cc	2007-2008	Base	USEP8488
750IL			
5.0L V12 4988cc	1988-1994		USEP8132
5.4L V12 5379cc 328 CID	1995-1997		USEP8287
5.4L V12 5379cc 328 CID	1998	M73 Desig., M73N Desig.	USEP8385
5.4L V12 5379cc 328 CID	1999-2001		USEP8385
750LI			
4.8L V8 4837cc	2006		USEP8488
4.8L V8 4837cc	2007-2008	Base	USEP8488
850CI			
5.0L V12 4988cc	1993-1994		USEP8132
5.4L V12 5379cc 328 CID	1995-1997		USEP8132
850CSI			
5.6L V12 5576cc 340 CID	1994-1995		USEP8132
850I			
5.0L V12 4988cc	1991-1992		USEP8132
850I (MEX)			
5.0L V12 5000cc	1990		USEP8132
L6			
3.5L L6 3430cc	1987	External Pump; Pre-Supply Pump	USEP7334
L7			
3.5L L6 3430cc	1986-1987		USEP8139
M3			
2.3L L4 2302cc	1988-1991	External Pump	USEP7334
3.0L L6 2990cc	1995		USEP8233
3.2L L6 3152cc	1996-1997		USEP8233
M3 (MEX)			
3.0L V6 2990cc	1994		USEP8233
M5			
3.5L L6 3453cc	1988	External Pump	USEP7334

Engine	Years	Application Description	USMW
M5 (MEX)			
3.4L V6 3430cc	1994		USEP8139
M6			
3.5L L6 3453cc	1987-1988	External Pump	USEP7334
Z3			
1.9L L4 1895cc	1996		USEP8233
1.9L L4 1895cc	1997	M44 Desig.	USEP8233
2.8L L6 2793cc	1997	M52 Desig.	USEP8233
BUICK			
CENTURY			
2.2L L4 2190cc 134 CID	1993-1994	Custom; VIN 4, Special; VIN 4; DOUBLE INLET	USEP3290
2.2L L4 2190cc 134 CID	1993-1994	Custom; VIN 4, Special; VIN 4; SINGLE INLET	USEP3290A
2.2L L4 2190cc 134 CID	1993	Limited; VIN 4; DOUBLE INLET	USEP3290
2.2L L4 2190cc 134 CID	1993	Limited; VIN 4; SINGLE INLET	USEP3290A
2.2L L4 2190cc 134 CID	1995-1996	Special; VIN 4; DOUBLE INLET	USEP3290
2.2L L4 2190cc 134 CID	1995-1996	Special; VIN 4; SINGLE INLET	USEP3290A
2.5L L4 2474cc 151 CID	1984		USEP3901
2.5L L4 2474cc 151 CID	1985	FI; VIN R	USEP3901
2.5L L4 2474cc 151 CID	1986	Custom; Estate Wagon; Limited; VIN R	USEP3902
2.5L L4 2474cc 151 CID	1987	Custom; VIN R, Estate Wagon; VIN R, Limited; VIN R	USEP3902
2.5L L4 2474cc 151 CID	1988	Custom; VIN R, Estate Wagon; VIN R, Limited; VIN R; Harness Stamped APH	USEP3902
2.5L L4 2474cc 151 CID	1988	Custom; VIN R, Estate Wagon; VIN R, Limited; VIN R; Harness Stamped ARA	USEP3212
2.5L L4 2474cc 151 CID	1989-1990	Custom; VIN R, Limited; VIN R	USEP3212
2.5L L4 2474cc 151 CID	1989	Estate Wagon; VIN R	USEP3212
2.5L L4 2474cc 151 CID	1991-1992	Custom; VIN R, Limited; VIN R, Special; VIN R	USEP3212
2.8L V6 173 CID	1987-1988	Custom; VIN W; Wagon, Estate Wagon; VIN W; 2 inch pump diameter	USEP3222
2.8L V6 173 CID	1987-1989	Custom; Limited; VIN W; 1.45 inch pump diameter; Except for Bosch, Carter, and Delphi	USEP3240
2.8L V6 173 CID	1988	Custom; Limited; VIN W	USEP3265
2.8L V6 173 CID	1989	Custom; VIN W; Wagon; 2 inch pump diameter	USEP3222
3.0L V6 181 CID	1985	CARB; GAS	USEP3111
3.1L V6 189 CID	1994-1996	Custom; Special; VIN M; DOUBLE INLET	USEP3290
3.1L V6 189 CID	1994-1996	Custom; Special; VIN M; SINGLE INLET	USEP3290A
3.3L V6 204 CID	1989-1990	Coupe; Sedan; Custom; Limited; VIN N; 1.45 inch pump diameter; Except for Bosch, Carter, and Delphi	USEP3240
3.3L V6 204 CID	1989	Coupe; Limited; VIN N; 1.45 inch pump diameter; Except for Bosch, Carter, and Delphi	USEP3240
3.3L V6 204 CID	1989	Custom; VIN N; Wagon; 2 inch pump diameter	USEP3222
3.3L V6 204 CID	1989	Estate Wagon; VIN N; 2 inch pump diameter	USEP3222
3.3L V6 204 CID	1990-1992	Custom; VIN N; Wagon, Limited; VIN N; Wagon; 2 inch pump diameter	USEP3222
3.3L V6 204 CID	1991-1992	Coupe; Sedan; Custom; Limited; Special; VIN N; 1.45 inch pump diameter; Except for Bosch, Carter, and Delphi	USEP3240
3.3L V6 204 CID	1992	Sedan; Sold in Canada; Sold in United States; Special; VIN N; 2 inch pump diameter	USEP3222
3.3L V6 204 CID	1993	Custom; Limited; Special; VIN N; DOUBLE INLET	USEP3290
3.3L V6 204 CID	1993	Custom; Limited; Special; VIN N; SINGLE INLET	USEP3290A
3.8L V6 3800cc 231 CID	1985	FI; VIN 3; 1.45 inch pump diameter; Except for Bosch, Carter, and Delphi	USEP3240

**APPLICATIONS
KITS**

Engine	Years	Application Description	USMW
BUICK (CONT.)			
CENTURY (CONT.)			
3.8L V6 3800cc 231 CID	1986	Coupe; Sedan; Wagon; Estate Wagon; Custom; Limited; T-Type; VIN 3; 1.45 inch pump diameter; Except for Bosch, Carter, and Delphi	USEP3240
3.8L V6 3800cc 231 CID	1987-1988	Coupe; Sedan; Custom; Limited; Special; VIN 3; 1.45 inch pump diameter; Except for Bosch, Carter, and Delphi	USEP3240
3.8L V6 3800cc 231 CID	1987-1988	Custom; VIN 3; Wagon, Estate Wagon; VIN 3; 2 inch pump diameter	USEP3222
4.3L V6 260 CID	1982-1985	In-Line	USEP8012SP
4.3L V6 260 CID	1984	Custom; In-Line	USEP8012SP
4.3L V6 260 CID	1985	DIESEL; FI; VIN T; External Pump	USEP3076
COMMERCIAL CHASSIS			
5.0L V8 305 CID	1991		USEP3268
5.7L V8 5735cc 350 CID	1992-1993		USEP3268
5.7L V8 5735cc 350 CID	1994-1996		USEP3270
ELECTRA			
3.0L V6 181 CID	1985	CARB; Limited; VIN E	USEP3900
3.8L V6 3800cc 231 CID	1985	FI; Limited; FI; T-Type; VIN 3; 1.45 inch pump diameter; Except for Bosch, Carter, and Delphi	USEP3240
3.8L V6 3800cc 231 CID	1986	FI; Limited; VIN B, FI; Park Avenue; VIN B, FI; T-Type; VIN B; 1.45 inch pump diameter; Except for Bosch, Carter, and Delphi	USEP3240
3.8L V6 3800cc 231 CID	1987	FI; Limited; FI; Park Avenue; FI; T-Type; VIN 3; 1.45 inch pump diameter; Except for Bosch, Carter, and Delphi	USEP3240
3.8L V6 3800cc 231 CID	1988	Limited, Park Avenue, T-Type; 1.45 inch pump diameter; Except for Bosch, Carter, and Delphi; Harness Stamped HEL, HEM	USEP3240
3.8L V6 3800cc 231 CID	1988	Limited, Park Avenue, T-Type; 2 inch pump diameter; Harness Stamped CPB,CPC	USEP3222
3.8L V6 3800cc 231 CID	1989-1990	Limited, Park Avenue, Park Avenue Ultra, T-Type; 2 inch pump diameter	USEP3222
4.3L V6 260 CID	1985	DIESEL; Limited; Park Avenue; VIN T; Exc.External EGR Valve; External Pump	USEP3073
4.3L V6 260 CID	1985	DIESEL; Limited; Park Avenue; VIN T; External EGR Valve; External Pump	USEP3076
5.7L V8 5735cc 350 CID	1985	DIESEL; Estate Wagon; VIN N; External Pump	USEP3076
5.7L V8 5735cc 350 CID	1985	Estate Wagon; In-Line	USEP8012SP
LESABRE			
3.0L V6 181 CID	1986	Custom; Limited; VIN L; 1.45 inch pump diameter; Except for Bosch, Carter, and Delphi	USEP3240
3.8L V6 3800cc 231 CID	1986	Custom; Custom; Limited; VIN 3; 1.45 inch pump diameter; Except for Bosch, Carter, and Delphi	USEP3240
3.8L V6 3800cc 231 CID	1987	Custom, Limited, T-Type; 1.45 inch pump diameter; Except for Bosch, Carter, and Delphi	USEP3240
3.8L V6 3800cc 231 CID	1988-1989	Base; Custom; Limited; VIN C; 2 inch pump diameter; Harness Stamped CPB,CPC	USEP3222
3.8L V6 3800cc 231 CID	1988	Base; Custom; Limited; VIN 3; 2 inch pump diameter; Harness Stamped CPB,CPC	USEP3222
3.8L V6 3800cc 231 CID	1988	FI; Limited; VIN C; 1.45 inch pump diameter; Except for Bosch, Carter, and Delphi	USEP3240
3.8L V6 3800cc 231 CID	1989	FI; VIN C; 1.45 inch pump diameter; Except for Bosch, Carter, and Delphi; Harness Stamped CPK,CPV	USEP3240
3.8L V6 3800cc 231 CID	1990	Base; Custom; Limited; VIN C; 2 inch pump diameter	USEP3222

Engine	Years	Application Description	USMW
3.8L V6 3800cc 231 CID	1991-1992	Custom, Limited; 2 inch pump diameter	USEP3222
3.8L V6 3800cc 231 CID	1991	Base; 2 inch pump diameter	USEP3222
3.8L V6 3800cc 231 CID	1993-1994	Custom, Limited	USEP3305
3.8L V6 3800cc 231 CID	1994	Custom, Limited; DOUBLE INLET; Harness Stamped CRC	USEP3290
3.8L V6 3800cc 231 CID	1994	Custom, Limited; Harness Stamped CRC; SINGLE INLET	USEP3290A
3.8L V6 3800cc 231 CID	1995-1998	Custom, Limited; DOUBLE INLET	USEP3290
3.8L V6 3800cc 231 CID	1995-1998	Custom, Limited; SINGLE INLET	USEP3290A
3.8L V6 3800cc 231 CID	1999	DOUBLE INLET	USEP3290
3.8L V6 3800cc 231 CID	1999	SINGLE INLET	USEP3290A
5.7L V8 5735cc 350 CID	1984	In-Line	USEP8012SP
5.7L V8 5735cc 350 CID	1985	Custom; DIESEL; Estate Wagon; Limited; VIN N; External Pump	USEP3076
5.7L V8 5735cc 350 CID	1985	Estate Wagon; In-Line	USEP8012SP
OPEL (MEX)			
1.7L L4 1700cc	1959-1964		USEP8012SP
2.1L L4 2100cc	1965-1972		USEP8012SP
2.1L L4 2100cc	1969		USEP8016SP
PARK AVENUE			
3.8L V6 3800cc 231 CID	1991-1992	Base; VIN L; 2 inch pump diameter	USEP3222
3.8L V6 3800cc 231 CID	1991-1995	Supercharged; Ultra; VIN 1	USEP3285
3.8L V6 3800cc 231 CID	1991	Naturally Aspirated; Ultra; VIN L; 2 inch pump diameter	USEP3222
3.8L V6 3800cc 231 CID	1993-1994	Supercharged; Ultra; VIN 1, Base; VIN L	USEP3305
3.8L V6 3800cc 231 CID	1994	Base; VIN L; DOUBLE INLET; Harness Stamped CRC	USEP3290
3.8L V6 3800cc 231 CID	1994	Base; VIN L; Harness Stamped CRC; SINGLE INLET	USEP3290A
3.8L V6 3800cc 231 CID	1995-1996	Base; VIN K; DOUBLE INLET	USEP3290
3.8L V6 3800cc 231 CID	1995-1996	Base; VIN K; SINGLE INLET	USEP3290A
3.8L V6 3800cc 231 CID	1996	Supercharged; Ultra; VIN 1	USEP3367
3.8L V6 3800cc 231 CID	1997	Supercharged; Ultra; VIN 1	USEP3240R
3.8L V6 3800cc 231 CID	1999	Supercharged; VIN 1	USEP3240R
3.8L V6 3800cc 231 CID	2000	Supercharged; VIN 1; To Chassis/VIN Y4120914	USEP3240R
REATTA			
3.8L V6 3800cc 231 CID	1988-1989	1.45 inch pump diameter; Except for Bosch, Carter, and Delphi	USEP3240
3.8L V6 3800cc 231 CID	1990-1991	Base; 1.45 inch pump diameter	USEP3240
3.8L V6 3800cc 231 CID	1990-1991		USEP3265
REGAL			
2.8L V6 173 CID	1988	Limited; 1.45 inch pump diameter; Except for Bosch, Carter, and Delphi	USEP3240
2.8L V6 173 CID	1989	Custom; Limited; VIN W; 1.45 inch pump diameter; Except for Bosch, Carter, and Delphi	USEP3240
3.1L V6 189 CID	1989	Custom; Limited; VIN T; 1.45 inch pump diameter; Except for Bosch, Carter, and Delphi	USEP3240
3.1L V6 189 CID	1990	Custom; Limited; VIN T; 1.45 inch pump diameter; Except for Bosch, Carter, and Delphi; Prom Stamped WEL,WER	USEP3240
3.1L V6 189 CID	1990	Custom; Limited; VIN T; Prom Stamped WEJ (Prom Stamped WEM)	USEP3265
3.1L V6 189 CID	1991-1993	Custom, Limited; 1.45 inch pump diameter	USEP3240
3.1L V6 189 CID	1994-1996	Custom; 1.45 inch pump diameter	USEP3240
3.8L V6 3800cc 231 CID	1985	FI; VIN 9	USEP3211
3.8L V6 3800cc 231 CID	1986-1987	FI; Grand National; VIN 7	USEP3211
3.8L V6 3800cc 231 CID	1986	FI; T-Type; VIN 7	USEP3211
3.8L V6 3800cc 231 CID	1987	FI; Limited; VIN 7	USEP3211
3.8L V6 3800cc 231 CID	1990	Custom; VIN L, Limited; VIN L; 1.45 inch pump diameter; Except for Bosch, Carter, and Delphi; Prom Stamped WEH,WEU	USEP3240
3.8L V6 3800cc 231 CID	1990	Custom; VIN L, Limited; VIN L; Prom Stamped WEJ (Prom Stamped WEM)	USEP3265
3.8L V6 3800cc 231 CID	1991-1995	Custom, Gran Sport, Limited; 1.45 inch pump diameter	USEP3240

Engine	Years	Application Description	USMW
BUICK (CONT.)			
REGAL (CONT.)			
3.8L V6 3800cc 231 CID	1994	Base, Sold in Mexico; 1.45 inch pump diameter	USEP3240
3.8L V6 3800cc 231 CID	1996	Custom, Limited; 1.45 inch pump diameter	USEP3240
3.8L V6 3800cc 231 CID	1996	Gran Sport; Olympic Gold Edition; VIN K	USEP3210
3.8L V6 3800cc 231 CID	1997	GS; Supercharged; VIN 1	USEP3240R
4.3L V6 260 CID	1982-1983	In-Line	USEP8012SP
4.3L V6 260 CID	1984	Base; In-Line	USEP8012SP
4.3L V6 260 CID	1985	In-Line; Limited	USEP8012SP
5.7L V8 5735cc 350 CID	1985	Base; DIESEL; FI; VIN N; External Pump	USEP3076
5.7L V8 5735cc 350 CID	1985	Base; In-Line	USEP8012SP
RIVIERA			
3.8L V6 3800cc 231 CID	1984-1989	Luxury, T-Type; 1.45 inch pump diameter	USEP3240
3.8L V6 3800cc 231 CID	1984	Base; 1.45 inch pump diameter	USEP3240
3.8L V6 3800cc 231 CID	1985	FI; VIN 9	USEP3211
3.8L V6 3800cc 231 CID	1986	Luxury, T-Type; 1.45 inch pump diameter; Except for Bosch, Carter, and Delphi	USEP3240
3.8L V6 3800cc 231 CID	1987-1989	1.45 inch pump diameter; Except for Bosch, Carter, and Delphi	USEP3240
3.8L V6 3800cc 231 CID	1990-1993	Luxury; 1.45 inch pump diameter	USEP3240
3.8L V6 3800cc 231 CID	1990-1993		USEP3265
3.8L V6 3800cc 231 CID	1997	Supercharged; VIN 1	USEP3240R
5.7L V8 5735cc 350 CID	1984	In-Line; Luxury	USEP8012SP
5.7L V8 5735cc 350 CID	1985	Base; In-Line	USEP8012SP
5.7L V8 5735cc 350 CID	1985	DIESEL; Luxury; VIN N; External Pump	USEP3076
ROADMASTER			
5.0L V8 305 CID	1991		USEP3268
5.7L V8 5735cc 350 CID	1992-1993	Estate Wagon, Limited	USEP3268
5.7L V8 5735cc 350 CID	1994-1995	Estate Wagon, Limited	USEP3270
5.7L V8 5735cc 350 CID	1996	Estate Wagon Collector's Edition, Limited Collector's Edition	USEP3270
SKYHAWK			
1.8L L4 112 CID	1984	1.45 inch pump diameter	USEP3240
1.8L L4 112 CID	1985-1986	Naturally Aspirated	USEP3902
1.8L L4 112 CID	1985-1986	T-Type; VIN J; 1.45 inch pump diameter; Except for Bosch, Carter, and Delphi	USEP3240
1.8L L4 112 CID	1986	Naturally Aspirated; Sport; VIN 0	USEP3902
2.0L L4 122 CID	1984		USEP3901
2.0L L4 122 CID	1986	Naturally Aspirated; Sport; VIN P	USEP3902
2.0L L4 122 CID	1987	Custom; Sport; T-Type; VIN 1	USEP3212
2.0L L4 122 CID	1987	Custom; Sport; T-Type; VIN K	USEP3902
2.0L L4 122 CID	1987	Custom; Sport; T-Type; VIN M; 1.45 inch pump diameter; Except for Bosch, Carter, and Delphi	USEP3240
2.0L L4 122 CID	1988	VIN 1, VIN K	USEP3212
2.0L L4 122 CID	1989		USEP3212
SKYLARK			
2.3L L4 138 CID	1988	Custom; VIN D, Limited; VIN D; 1.45 inch pump diameter; Except for Bosch, Carter, and Delphi	USEP3240
2.3L L4 138 CID	1989-1993	Custom, Limited; 1.45 inch pump diameter	USEP3240
2.3L L4 138 CID	1990-1991	Custom, Gran Sport; 1.45 inch pump diameter	USEP3240
2.3L L4 138 CID	1990	Luxury Edition; 1.45 inch pump diameter	USEP3240
2.3L L4 138 CID	1991	Base; 1.45 inch pump diameter	USEP3240
2.3L L4 138 CID	1991	Luxury Edition; VIN D	USEP3265
2.3L L4 138 CID	1992	Custom; 1.45 inch pump diameter	USEP3240
2.3L L4 138 CID	1994	Custom; Limited; VIN 3	USEP3313
2.5L L4 2474cc 151 CID	1984		USEP3901
2.5L L4 2474cc 151 CID	1985	FI; VIN R	USEP3901
2.5L L4 2474cc 151 CID	1986-1987	Custom; Limited; VIN U	USEP3902
2.5L L4 2474cc 151 CID	1988-1989	Custom; Limited; VIN U	USEP3212
2.5L L4 2474cc 151 CID	1990-1991	Base; Custom; Gran Sport; Luxury Edition; VIN U	USEP3212
2.8L V6 173 CID	1985	FI; VIN W; 1.45 inch pump diameter; Except for Bosch, Carter, and Delphi	USEP3240

Engine	Years	Application Description	USMW
3.0L V6 181 CID	1986-1988	Custom; VIN L, Limited; VIN L; 1.45 inch pump diameter; Except for Bosch, Carter, and Delphi	USEP3240
3.3L V6 204 CID	1989	Custom, Limited; 1.45 inch pump diameter	USEP3240
3.3L V6 204 CID	1990-1991	Custom, Gran Sport, Luxury Edition; 1.45 inch pump diameter	USEP3240
3.3L V6 204 CID	1991	Base; 1.45 inch pump diameter	USEP3240
3.3L V6 204 CID	1992	Custom, Gran Sport; 1.45 inch pump diameter	USEP3240
3.3L V6 204 CID	1993	Custom, Gran Sport, Limited; 1.45 inch pump diameter	USEP3240
SOMERSET			
2.5L L4 2474cc 151 CID	1986-1987	Custom; Limited; VIN U	USEP3902
2.5L L4 2474cc 151 CID	1986	T-Type; VIN U	USEP3902
3.0L V6 181 CID	1986-1987	Custom; VIN L, Limited; VIN L; 1.45 inch pump diameter; Except for Bosch, Carter, and Delphi	USEP3240
3.0L V6 181 CID	1986	T-Type; VIN L; 1.45 inch pump diameter; Except for Bosch, Carter, and Delphi	USEP3240
SOMERSET REGAL			
2.5L L4 2474cc 151 CID	1985		USEP3902
3.0L V6 181 CID	1985	VIN L; 1.45 inch pump diameter; Except for Bosch, Carter, and Delphi	USEP3240
CADILLAC			
60 SPECIAL			
4.9L V8 300 CID	1993	2 inch pump diameter	USEP3222
ALLANTE			
4.1L V8 250 CID	1987	1.45 inch pump diameter; Except for Bosch, Carter, and Delphi	USEP3240
4.1L V8 250 CID	1988	Base; 1.45 inch pump diameter	USEP3240
4.1L V8 250 CID	1988		USEP3265
4.5L V8 273 CID	1989-1992		USEP3265
4.5L V8 273 CID	1989	Base; 1.45 inch pump diameter	USEP3240
4.5L V8 273 CID	1990-1992	Base, Value Leader; 1.45 inch pump diameter	USEP3240
BROUGHAM			
5.0L V8 305 CID	1991		USEP3567
5.0L V8 305 CID	1992		USEP3902
5.7L V8 5735cc 350 CID	1990	FI; VIN 7	USEP3567
5.7L V8 5735cc 350 CID	1991		USEP3567
CATERA			
3.0L V6 2962cc 181 CID	1997-2001		USEP3964
CIMARRON			
2.0L L4 122 CID	1984		USEP3901
2.0L L4 122 CID	1985	VIN P; Digital Instrument Cluster	USEP3902
2.0L L4 122 CID	1986		USEP3902
2.8L V6 173 CID	1985-1986	VIN W; 1.45 inch pump diameter; Except for Bosch, Carter, and Delphi	USEP3240
2.8L V6 173 CID	1987-1988	1.45 inch pump diameter; Except for Bosch, Carter, and Delphi	USEP3240
COMMERCIAL CHASSIS			
4.1L V8 250 CID	1987		USEP3212
4.5L V8 273 CID	1988-1989		USEP3212
4.5L V8 273 CID	1990		USEP3265
4.9L V8 300 CID	1991		USEP3265
4.9L V8 300 CID	1992-1993	Base; VIN B; 2 inch pump diameter	USEP3222
5.7L V8 5735cc 350 CID	1992		USEP3902
5.7L V8 5735cc 350 CID	1993		USEP3268
5.7L V8 5735cc 350 CID	1994-1996		USEP3270
DEVILLE			
4.1L V8 250 CID	1984		USEP3901
4.1L V8 250 CID	1985	VIN 8	USEP3567
4.1L V8 250 CID	1986	Harness Stamped CPG	USEP3212
4.1L V8 250 CID	1986	Harness Stamped HEF	USEP3902
4.1L V8 250 CID	1987		USEP3212
4.3L V6 260 CID	1985	DIESEL; VIN T; Exc. External EGR Valve; External Pump	USEP3073

**APPLICATIONS
KITS**

Engine	Years	Application Description	USMW
CADILLAC (CONT.)			
DEVILLE (CONT.)			
4.3L V6 260 CID	1985	DIESEL; VIN T; External EGR Valve; External Pump	USEP3076
4.3L V6 260 CID	1985	In-Line	USEP8012SP
4.5L V8 273 CID	1988-1989		USEP3212
4.5L V8 273 CID	1990		USEP3265
4.6L V8 4565cc 279 CID	1996	Sold in Mexico	USEP3222
4.6L V8 4601cc 281 CID	1994	Concours; VIN Y; Fuel Sender Stamped EPT,EPW	USEP3307
4.9L V8 300 CID	1991	Spring Edition; 2 inch pump diameter	USEP3222
4.9L V8 300 CID	1991	Touring	USEP3265
4.9L V8 300 CID	1992-1993	Touring; 2 inch pump diameter	USEP3222
4.9L V8 300 CID	1992	Base; 2 inch pump diameter	USEP3222
4.9L V8 300 CID	1993	Sold in Mexico	USEP3222
4.9L V8 300 CID	1994	Base; VIN B; Fuel Sender Stamped EPT,EPW	USEP3307
5.7L V8 5735cc 350 CID	1984	Base; In-Line	USEP8012SP
ELDORADO			
4.1L V8 250 CID	1984		USEP3901
4.1L V8 250 CID	1985	VIN 8	USEP3901
4.1L V8 250 CID	1986-1987		USEP3212
4.5L V8 273 CID	1988-1989		USEP3212
4.5L V8 273 CID	1990	Base, Biarritz, Touring; 1.45 inch pump diameter	USEP3240
4.5L V8 273 CID	1990		USEP3265
4.6L V8 4601cc 281 CID	1993	Sport; Touring; VIN 9	USEP3307
4.6L V8 4601cc 281 CID	1994	Base; Touring; VIN 9; Fuel Sender Stamped EPT,EPW	USEP3307
4.9L V8 300 CID	1991-1992	Base; Touring; 1.45 inch pump diameter	USEP3240
4.9L V8 300 CID	1991-1992		USEP3265
4.9L V8 300 CID	1991	Biarritz, Spring Edition; 1.45 inch pump diameter	USEP3240
4.9L V8 300 CID	1993	Base; VIN B	USEP3307
5.7L V8 5735cc 350 CID	1984-1985	In-Line; Touring	USEP8012SP
5.7L V8 5735cc 350 CID	1984	Cabriolet; In-Line	USEP8012SP
5.7L V8 5735cc 350 CID	1985	DIESEL; Touring; VIN N; External Pump	USEP3076
FLEETWOOD			
4.1L V8 250 CID	1985	VIN 8	USEP3567
4.1L V8 250 CID	1986	75 Formal; Base; FI; VIN 8; Harness Stamped CPG	USEP3212
4.1L V8 250 CID	1986	75 Formal; Base; FI; VIN 8; Harness Stamped HEF	USEP3902
4.1L V8 250 CID	1987	60 Special, Base	USEP3212
4.3L V6 260 CID	1985	DIESEL; VIN T; d'Elegance; Exc.External EGR Valve; External Pump	USEP3073
4.3L V6 260 CID	1985	DIESEL; VIN T; d'Elegance; External EGR Valve; External Pump	USEP3076
4.5L V8 273 CID	1988-1989	60 Special	USEP3212
4.5L V8 273 CID	1988	Base	USEP3212
4.5L V8 273 CID	1990	60 Special	USEP3265
4.9L V8 300 CID	1991	60 Special	USEP3265
4.9L V8 300 CID	1992	2 inch pump diameter	USEP3222
5.7L V8 5735cc 350 CID	1984	Brougham; In-Line	USEP8012SP
5.7L V8 5735cc 350 CID	1985	Brougham d'Elegance; DIESEL; VIN N; External Pump	USEP3076
5.7L V8 5735cc 350 CID	1993	Brougham	USEP3268
5.7L V8 5735cc 350 CID	1994-1996	Brougham	USEP3270
5.7L V8 5735cc 350 CID	1995	Brougham	USEP3210
SEVILLE			
4.1L V8 250 CID	1985	VIN 8	USEP3901
4.1L V8 250 CID	1986-1987		USEP3212
4.5L V8 273 CID	1988-1989		USEP3212
4.5L V8 273 CID	1990	Base, STS	USEP3265
4.5L V8 273 CID	1990	Base, STS; 1.45 inch pump diameter	USEP3240
4.6L V8 4601cc 281 CID	1993	STS; VIN 9	USEP3307
4.6L V8 4601cc 281 CID	1994	SLS; VIN Y; Fuel Sender Stamped EPT,EPW	USEP3307
4.9L V8 300 CID	1991-1992	Base, STS	USEP3265
4.9L V8 300 CID	1991-1992	Base, STS; 1.45 inch pump diameter	USEP3240

Engine	Years	Application Description	USMW
4.9L V8 300 CID	1993	Base; VIN B	USEP3307
5.7L V8 5735cc 350 CID	1984-1985	Elegante; In-Line	USEP8012SP
5.7L V8 5735cc 350 CID	1984	Base; In-Line	USEP8012SP
5.7L V8 5735cc 350 CID	1985	DIESEL; VIN N; External Pump	USEP3076
CHEVROLET			
ASTRA			
1.8L L4 1796cc 110 CID	2007-2008	Sold in Mexico	USEP12143
2.0L L4 2000cc 122 CID	2007-2008	Sold in Mexico	USEP12143
ASTRA (MEX)			
1.8L L4 1780cc	2000		USEP12026
1.8L L4 1796cc 110 CID	2001-2003		USEP12026
1.8L L4 1796cc 110 CID	2007-2008		USEP12143
2.0L L4 1987cc	2004-2006		USEP12026
2.0L L4 1998cc 122 CID	2007-2008		USEP12143
2.2L L4 2190cc 134 CID	2001-2003		USEP12026
2.4L L4 2409cc	2004-2005		USEP12026
2.4L L4 2409cc	2006		USEP12143
ASTRO			
2.5L L4 2474cc 151 CID	1985	FI; VIN E	USEP3567
2.5L L4 2474cc 151 CID	1986-1990		USEP3902
4.3L V6 262 CID	1986-1991		USEP3902
4.3L V6 262 CID	1992-1994	VIN W, Base, CL, CS, LT, VIN Z	USEP3902
4.3L V6 262 CID	1996		USEP3270
AVALANCHE 1500			
5.3L V8 323 CID	2002-2003	Sold in Mexico	USEP3507R
AVEO (MEX)			
1.6L L4 1598cc 98 CID	2011		USEP12271
AVEO LS (MEX)			
1.6L L4 1598cc 98 CID	2012-2015		USEP12271
AVEO LT (MEX)			
1.6L L4 1598cc 98 CID	2012-2015		USEP12271
AVEO LTZ (MEX)			
1.6L L4 1598cc 98 CID	2012-2015		USEP12271
BERETTA			
2.0L L4 122 CID	1987-1988		USEP3212
2.0L L4 122 CID	1989	Base; VIN 1	USEP3212
2.2L L4 134 CID	1990	Indianapolis 500 Pace Car; VIN G	USEP3212
2.2L L4 134 CID	1991	Base; VIN G	USEP3212
2.2L L4 2190cc 134 CID	1992	Base, GT; 1.45 inch pump diameter	USEP3240
2.3L L4 140 CID	1990-1991	GTZ; VIN A	USEP3265
2.3L L4 140 CID	1992	GTZ; 1.45 inch pump diameter	USEP3240
2.8L V6 173 CID	1987	VIN W; 1.45 inch pump diameter; Except for Bosch, Carter, and Delphi	USEP3240
2.8L V6 173 CID	1988	VIN W; 1.45 inch pump diameter; Except for Bosch, Carter, and Delphi; To Chassis/VIN 500000	USEP3240
2.8L V6 173 CID	1988	VIN W; From Chassis/VIN 500001	USEP3265
2.8L V6 173 CID	1989	Base, GT; 1.45 inch pump diameter	USEP3240
3.1L V6 189 CID	1990-1991	GT; VIN T	USEP3265
3.1L V6 189 CID	1990	Indianapolis 500 Pace Car; VIN T	USEP3265
3.1L V6 189 CID	1991	Base; GTZ; VIN T	USEP3265
3.1L V6 189 CID	1992	Base, GT, GTZ; 1.45 inch pump diameter	USEP3240
BLAZER			
4.3L V6 262 CID	1995	Sold in Mexico	USEP3270
4.3L V6 262 CID	1996	Sold in Mexico, 4 Dr.	USEP3240R
4.3L V6 262 CID	1997-1998	Sold in Mexico; SFU (4PTS) EXC. EXPORT,SGJ	USEP3240R
4.3L V6 262 CID	1997-2001	Sold in Mexico; SGK (2PTS)	USEP3240R
4.3L V6 262 CID	1997	Sold in Mexico, 2 Dr., 4 Dr.	USEP3240R
4.3L V6 262 CID	1998	4 Dr.	USEP3240R
4.3L V6 262 CID	1998	Sold in Mexico	USEP3240R
4.3L V6 262 CID	1998	Sold in Mexico, 2 Dr.	USEP3240R
4.3L V6 262 CID	1999-2001	Sold in Mexico, 4 Dr.; LT	USEP3240R
5.0L V8 305 CID	1987	Custom Deluxe, Silverado, VIN H	USEP3902
5.7L V8 5735cc 350 CID	1987	Silverado, VIN K	USEP3902
5.7L V8 5735cc 350 CID	1988-1991	Scottsdale, Silverado, VIN K	USEP3902
5.7L V8 5735cc 350 CID	1992-1993		USEP3902
5.7L V8 5735cc 350 CID	1994	Naturally Aspirated; VIN K	USEP3902

Engine	Years	Application Description	USMW
CHEVROLET (CONT.)			
BLAZER (CONT.)			
6.5L V8 6473cc 395 CID	1994	DIESEL; VIN S; External Pump	USEP3309
BOSS TRUCK (MEX)			
5.7L V8 5700cc 348 CID	1996-1997		USEP3902
C1405 PANEL (MEX)			
4.7L V8 4738cc	1965-1966		USEP8012SP
C1500			
4.3L V6 262 CID	1988	Scottsdale, VIN Z	USEP3902
4.3L V6 262 CID	1989	VIN Z	USEP3902
4.3L V6 262 CID	1990	WT	USEP3567
4.3L V6 262 CID	1991	VIN Z	USEP3567
4.3L V6 262 CID	1992-1993	WT	USEP3902
4.3L V6 262 CID	1994-1995	Base, WT, VIN Z	USEP3902
4.3L V6 262 CID	1997-1998	Naturally Aspirated; VIN W; Radio Frequency Interference Filter (Module Stamped GDJ,GFK)	USEP3240R
5.0L V8 305 CID	1988	Scottsdale, VIN H	USEP3902
5.0L V8 305 CID	1989	VIN H	USEP3902
5.0L V8 305 CID	1990	VIN H; WT	USEP3567
5.0L V8 305 CID	1991	VIN H	USEP3567
5.0L V8 305 CID	1992-1993	WT	USEP3902
5.0L V8 305 CID	1994-1995	Base, WT, VIN H	USEP3902
5.0L V8 305 CID	1998	Naturally Aspirated; VIN M; Radio Frequency Interference Filter (Module Stamped GDJ,GFK)	USEP3240R
5.0L V8 305 CID	1999	VIN M; Radio Frequency Interference Filter (Module Stamped GDJ,GFK)	USEP3240R
5.7L V8 5735cc 350 CID	1988	Scottsdale, VIN K	USEP3902
5.7L V8 5735cc 350 CID	1989	VIN K	USEP3902
5.7L V8 5735cc 350 CID	1990	VIN K; WT	USEP3567
5.7L V8 5735cc 350 CID	1991	VIN K	USEP3567
5.7L V8 5735cc 350 CID	1992-1993	WT	USEP3902
5.7L V8 5735cc 350 CID	1994-1995	Base, WT, VIN K	USEP3902
5.7L V8 5735cc 350 CID	1998	Naturally Aspirated; VIN R; Radio Frequency Interference Filter (Module Stamped GDJ,GFK)	USEP3240R
5.7L V8 5735cc 350 CID	1999	VIN R; Radio Frequency Interference Filter (Module Stamped GDJ,GFK)	USEP3240R
6.2L V8 6210cc 379 CID	1988-1989	DIESEL; VIN C; External Pump	USEP3158
6.2L V8 6210cc 379 CID	1990-1993	DIESEL; VIN C; WT; External Pump	USEP3158
6.5L V8 6473cc 395 CID	1994-1995	DIESEL; VIN P, VIN S; External Pump	USEP3309
6.5L V8 6473cc 395 CID	1996	DIESEL; VIN S; External Pump	USEP3309
6.5L V8 6473cc 395 CID	1997-1998	DIESEL; VIN F; External Pump	USEP3309
7.4L V8 7440 cc 454 CID	1991	VIN N	USEP3567
7.4L V8 7440 cc 454 CID	1992-1993	454 SS, Cheyenne, Silverado, WT, VIN N	USEP3902
C1500 SUBURBAN			
5.7L V8 5735cc 350 CID	1992-1994		USEP3902
5.7L V8 5735cc 350 CID	1995	Naturally Aspirated; VIN K	USEP3902
5.7L V8 5735cc 350 CID	1996-1997	Naturally Aspirated; VIN R	USEP3270
6.5L V8 6473cc 395 CID	1995-1998	DIESEL; VIN F; External Pump	USEP3309
6.5L V8 6473cc 395 CID	1999	DIESEL; VIN F; External Pump	USEP3540
C20905 PANEL (MEX)			
4.7L V8 4738cc	1965-1967		USEP8012SP
C25 P/U 2WD (MEX)			
5.7L V8 5700cc 348 CID	1992-1997		USEP3902
5.7L V8 5700cc 348 CID	1996		USEP3270
C2500			
4.3L V6 262 CID	1988-1989	Scottsdale, VIN Z	USEP3902
4.3L V6 262 CID	1992-1993	Naturally Aspirated; VIN Z	USEP3902
4.3L V6 262 CID	1994-1995	Base, WT, VIN Z	USEP3902
5.0L V8 305 CID	1988-1989	Scottsdale, VIN H	USEP3902
5.0L V8 305 CID	1992	Naturally Aspirated; VIN H	USEP3902
5.0L V8 305 CID	1994-1995	Base, WT, VIN H	USEP3902
5.0L V8 305 CID	1998	Naturally Aspirated; VIN M; Radio Frequency Interference Filter (Module Stamped GDJ,GFK)	USEP3240R
5.7L V8 5735cc 350 CID	1988-1989	Scottsdale, VIN K	USEP3902

Engine	Years	Application Description	USMW
5.7L V8 5735cc 350 CID	1992-1993	Naturally Aspirated; VIN K	USEP3902
5.7L V8 5735cc 350 CID	1993	400 SS; Sold in Mexico	USEP3902
5.7L V8 5735cc 350 CID	1994-1995	Base, WT, VIN K	USEP3902
5.7L V8 5735cc 350 CID	1998-1999	Naturally Aspirated; VIN R; Radio Frequency Interference Filter (Module Stamped GDJ,GFK)	USEP3240R
5.7L V8 5735cc 350 CID	2000	Naturally Aspirated; VIN R; Radio Frequency Interference Filter	USEP3240R
6.2L V8 6210cc 379 CID	1988	DIESEL; VIN C; External Pump	USEP3158
6.2L V8 6210cc 379 CID	1989-1993	DIESEL; VIN C, VIN J; External Pump	USEP3158
6.5L V8 6473cc 395 CID	1992-1993	DIESEL; VIN F; External Pump	USEP3158
6.5L V8 6473cc 395 CID	1994-1995	DIESEL; VIN P, VIN F, VIN S; External Pump	USEP3309
6.5L V8 6473cc 395 CID	1996-1998	DIESEL; VIN F, VIN S; External Pump	USEP3309
6.5L V8 6473cc 395 CID	1999	DIESEL; VIN F; External Pump	USEP3309
6.5L V8 6473cc 395 CID	2000	DIESEL; VIN F; External Pump	USEP3540
7.4L V8 7440 cc 454 CID	1991	VIN N	USEP3567
7.4L V8 7440 cc 454 CID	1992	Cheyenne, Silverado, VIN N	USEP3902
7.4L V8 7440 cc 454 CID	1993	Naturally Aspirated; VIN N	USEP3902
7.4L V8 7440 cc 454 CID	1998-1999	Naturally Aspirated; VIN J; Radio Frequency Interference Filter (Module Stamped GDJ,GFK)	USEP3240R
C2500 P/U 2WD (MEX)			
5.7L V8 5700cc 348 CID	1998		USEP3902
C2500 SUBURBAN			
5.7L V8 5735cc 350 CID	1992-1993		USEP3902
5.7L V8 5735cc 350 CID	1994-1995	Naturally Aspirated; VIN K	USEP3902
5.7L V8 5735cc 350 CID	1996-1997	Naturally Aspirated; VIN R	USEP3270
6.5L V8 6473cc 395 CID	1994-1999	DIESEL; VIN F; External Pump	USEP3309
7.4L V8 7440 cc 454 CID	1992-1993		USEP3902
7.4L V8 7440 cc 454 CID	1994-1995	Naturally Aspirated; VIN N	USEP3212
7.4L V8 7440 cc 454 CID	1996-1997	Naturally Aspirated; VIN J	USEP3270
C3500			
5.7L V8 5735cc 350 CID	1988-1990	Scottsdale, VIN K	USEP3902
5.7L V8 5735cc 350 CID	1991	VIN K	USEP3902
5.7L V8 5735cc 350 CID	1992-1993	Naturally Aspirated; VIN K	USEP3902
5.7L V8 5735cc 350 CID	1994-1995	Base, VIN K	USEP3902
5.7L V8 5735cc 350 CID	1998-1999	Naturally Aspirated; VIN R; Radio Frequency Interference Filter (Module Stamped GDJ,GFK)	USEP3240R
5.7L V8 5735cc 350 CID	2001	Base	USEP3500
6.2L V8 6210cc 379 CID	1988-1993	DIESEL; VIN J; External Pump	USEP3158
6.5L V8 6473cc 395 CID	1992-1993	DIESEL; VIN F; External Pump	USEP3158
6.5L V8 6473cc 395 CID	1994-1998	DIESEL; VIN F; External Pump	USEP3309
6.5L V8 6473cc 395 CID	1999-2000	DIESEL; VIN F; External Pump	USEP3540
7.4L V8 7440 cc 454 CID	1988-1990	Cheyenne, Scottsdale, Silverado, VIN N	USEP3902
7.4L V8 7440 cc 454 CID	1989		USEP3902
7.4L V8 7440 cc 454 CID	1991-1993	Cheyenne, Silverado, VIN N	USEP3902
7.4L V8 7440 cc 454 CID	1998-1999	Naturally Aspirated; VIN J; Radio Frequency Interference Filter (Module Stamped GDJ,GFK)	USEP3240R
C3500 (MEX)			
5.7L V8 5700cc 348 CID	1992-1994		USEP3902
C3605 PANEL (MEX)			
4.7L V8 4738cc	1967		USEP8012SP
CAMARO			
2.5L L4 2474cc 151 CID	1985	F; VIN 2, F; Sport; VIN 2	USEP3901
2.5L L4 2474cc 151 CID	1986	F; Sport; VIN 2	USEP3902
2.8L V6 173 CID	1985-1987	F; Sport; VIN S; 1.45 inch pump diameter; Except for Bosch, Carter, and Delphi	USEP3240
2.8L V6 173 CID	1985		USEP3210
2.8L V6 173 CID	1986	F; Sport; VIN S; 1.45 inch pump diameter; Except for Bosch, Carter, and Delphi; Harness Stamped FEM	USEP3240
2.8L V6 173 CID	1988	Base; VIN S; 1.45 inch pump diameter; Except for Bosch, Carter, and Delphi	USEP3240
2.8L V6 173 CID	1989	RS; VIN S; 1.45 inch pump diameter; Except for Bosch, Carter, and Delphi	USEP3240
3.1L V6 189 CID	1990-1991	RS; VIN T; 1.45 inch pump diameter; Except for Bosch, Carter, and Delphi	USEP3240

**APPLICATIONS
KITS**

Engine	Years	Application Description	USMW
CHEVROLET (CONT.)			
CAMARO (CONT.)			
3.4L V6 207 CID	1993-1995	Base; VIN S	USEP3907
3.8L V6 3800cc 231 CID	1995	Base; VIN K	USEP3907
3.8L V6 3800cc 231 CID	1997	Sold in Mexico	USEP3907
5.0L V8 305 CID	1985-1987	Iroc-Z; Z28; VIN F	USEP3210
5.0L V8 305 CID	1985		USEP3210
5.0L V8 305 CID	1986		USEP3903
5.0L V8 305 CID	1988-1989	Iroc-Z; VIN F; VIN E	USEP3902
5.0L V8 305 CID	1990	Iroc-Z; VIN F; RS; VIN E	USEP3902
5.0L V8 305 CID	1991	RS; VIN E	USEP3902
5.0L V8 305 CID	1991	VIN F; Z28	USEP3210
5.0L V8 305 CID	1992	VIN F; Z28 Heritage Edition, RS Heritage Edition	USEP3902
5.7L V8 5735cc 350 CID	1987	FI; Iroc-Z; Sold in Canada; VIN 8, FI; Iroc-Z; Sold in United States; VIN 8	USEP3210
5.7L V8 5735cc 350 CID	1988-1990	Iroc-Z; VIN 8	USEP3210
5.7L V8 5735cc 350 CID	1991	VIN 8; Z28	USEP3210
5.7L V8 5735cc 350 CID	1992	VIN 8; Z28 Heritage Edition	USEP3210
5.7L V8 5735cc 350 CID	1993-1994	VIN P; Z28	USEP3908
5.7L V8 5735cc 350 CID	1995	Sold in Mexico	USEP3908
5.7L V8 5735cc 350 CID	1996	Sold in Mexico, VIN P; Z28, Sold in Mexico, VIN P; Z28, Sold in Mexico	USEP3983
5.7L V8 5735cc 350 CID	1998	VIN G; Z28, Z28 SS	USEP3961
CAPRICE			
4.3L V6 262 CID	1985	Classic; FI; VIN Z	USEP3902
4.3L V6 262 CID	1986	FI; Harness Stamped BEB	USEP3902
4.3L V6 262 CID	1986	FI; Harness Stamped BEG	USEP3902
4.3L V6 262 CID	1987-1988	Base; Classic LS Brougham; Classic; VIN Z	USEP3902
4.3L V6 262 CID	1989	Base; Classic; FI; VIN Z	USEP3902
4.3L V6 262 CID	1990	Base; Classic; FI; VIN Z	USEP3901
4.3L V6 262 CID	1993	Classic; VIN Z	USEP3268
4.3L V8 265 CID	1994	Classic LS; Classic; VIN W	USEP3210
4.3L V8 265 CID	1995-1996		USEP3210
5.0L V8 305 CID	1989-1990	Base; Classic LS Brougham; Classic; VIN E	USEP3902
5.0L V8 305 CID	1991-1992	Classic LTZ; Classic; VIN E	USEP3268
5.0L V8 305 CID	1993	Classic; Classic LS; VIN E	USEP3268
5.7L V8 5735cc 350 CID	1985	Classic; DIESEL; VIN N; External Pump	USEP3076
5.7L V8 5735cc 350 CID	1985	Classic; In-Line	USEP8012SP
5.7L V8 5735cc 350 CID	1989-1990	Base; FI; VIN 7	USEP3902
5.7L V8 5735cc 350 CID	1991-1992	Classic LTZ; Classic; VIN 7	USEP3268
5.7L V8 5735cc 350 CID	1993	Classic LTZ; VIN 7	USEP3268
5.7L V8 5735cc 350 CID	1994	Classic LS; Classic; VIN P	USEP3270
5.7L V8 5735cc 350 CID	1995-1996		USEP3270
CAVALIER			
2.0L L4 122 CID	1985	CL; CS; Type-10; VIN P	USEP3567
2.0L L4 122 CID	1986	CL; CS; RS; VIN P	USEP3902
2.0L L4 122 CID	1987	Base; VIN 1, RS	USEP3212
2.0L L4 122 CID	1987	CS; VIN 1	USEP3212
2.0L L4 122 CID	1988	Base; RS; VL	USEP3212
2.0L L4 122 CID	1989	VIN 1; VL	USEP3212
2.2L L4 134 CID	1990-1991	RS; VIN G, VL	USEP3212
2.2L L4 134 CID	2003-2004	BI-FUEL; VIN 6; Except for Bosch, Carter, and Delphi	USEP3507
2.2L L4 2190cc 134 CID	1992	RS; VIN 4; VL	USEP3313
2.2L L4 2190cc 134 CID	1995	Sold in Mexico, Base; VIN 4, LS;	USEP3240R
2.2L L4 2190cc 134 CID	1999-2002	Sold in Mexico	USEP12011
2.2L L4 2190cc 134 CID	2000-2004	Sold in Mexico; Except for Bosch, Carter, and Delphi	USEP3507
2.2L L4 2190cc 134 CID	2000	BI-FUEL; Base; VIN 4; Except for Bosch, Carter, and Delphi; Plastic Fuel Tank	USEP3507
2.2L L4 2190cc 134 CID	2001	VIN 4; Except for Bosch, Carter, and Delphi	USEP3507
2.2L L4 2190cc 134 CID	2002	BI-FUEL; VIN 4; Except for Bosch, Carter, and Delphi	USEP3507
2.2L L4 2198cc 134 CID	2002-2004	L61 Desig.; VIN F; Except for Bosch, Carter, and Delphi	USEP3507
2.2L L4 2198cc 134 CID	2005	Except for Bosch, Carter, and Delphi	USEP3507

Engine	Years	Application Description	USMW
2.4L L4 2392cc 146 CID	1995	Sold in Mexico	USEP12011
2.4L L4 2392cc 146 CID	1996	Sold in Mexico	USEP3240R
2.4L L4 2392cc 146 CID	1996	Sold in Mexico; Except for Bosch, Carter, and Delphi	USEP3919
2.4L L4 2392cc 146 CID	2000	VIN T; Z24; Except for Bosch, Carter, and Delphi; Plastic Fuel Tank	USEP3507
2.4L L4 2392cc 146 CID	2001-2002	VIN T; Except for Bosch, Carter, and Delphi	USEP3507
2.8L V6 173 CID	1985	CL; Type-10; 1.45 inch pump diameter; Except for Bosch, Carter, and Delphi	USEP3240
2.8L V6 173 CID	1985	CS; VIN W; 1.45 inch pump diameter; Except for Bosch, Carter, and Delphi	USEP3240
2.8L V6 173 CID	1986	RS; VIN W; Z24; 1.45 inch pump diameter; Except for Bosch, Carter, and Delphi	USEP3240
2.8L V6 173 CID	1987	Base; CS; RS; Z24; 1.45 inch pump diameter; Except for Bosch, Carter, and Delphi	USEP3240
2.8L V6 173 CID	1988	Base; Z24; 1.45 inch pump diameter; Except for Bosch, Carter, and Delphi	USEP3240
2.8L V6 173 CID	1989	VIN W; Z24; 1.45 inch pump diameter; Except for Bosch, Carter, and Delphi	USEP3240
2.8L V6 173 CID	1990-1994	Sold in Mexico	USEP3240
3.1L V6 189 CID	1990-1991	RS; VIN T; Z24	USEP3265
3.1L V6 189 CID	1992	RS; VIN T; Z24	USEP3313
CELEBRITY			
2.5L L4 2474cc 151 CID	1985	FI; VIN R	USEP3901
2.5L L4 2474cc 151 CID	1986	FI; VIN R	USEP3902
2.5L L4 2474cc 151 CID	1987		USEP3902
2.5L L4 2474cc 151 CID	1988	VIN R; Harness Stamped APH	USEP3902
2.5L L4 2474cc 151 CID	1988	VIN R; Harness Stamped ARA	USEP3212
2.5L L4 2474cc 151 CID	1989-1990		USEP3212
2.8L V6 173 CID	1985-1986	FI; VIN W; 1.45 inch pump diameter; Except for Bosch, Carter, and Delphi	USEP3240
2.8L V6 173 CID	1987-1988	Coupe; Sedan; VIN W; 1.45 inch pump diameter; Except for Bosch, Carter, and Delphi	USEP3240
2.8L V6 173 CID	1987-1989	VIN W; Wagon; 2 inch pump diameter	USEP3222
2.8L V6 173 CID	1989	Sedan; VIN W; 1.45 inch pump diameter; Except for Bosch, Carter, and Delphi	USEP3240
2.8L V6 2835cc 173 CID	1982-1984	Sold in Mexico	USEP3240
3.1L V6 189 CID	1990	VIN T; 2 inch pump diameter	USEP3222
4.3L V6 260 CID	1982-1985	In-Line	USEP8012SP
4.3L V6 260 CID	1984	Base; In-Line	USEP8012SP
4.3L V6 260 CID	1985	Classic; In-Line	USEP8012SP
4.3L V6 260 CID	1985	DIESEL; FI; VIN T; External Pump	USEP3076
CENTURY (MEX)			
2.2L L4 2196cc	1995		USEP3290
2.8L V6 2800cc	1986-1990		USEP3240
3.1L V6 3130cc	1989-1993		USEP3240
3.1L V6 3130cc	1994-1997		USEP3290
CHEVY			
1.4L L4 1389cc 85 CID	1994	Joy; Swing; Sold in Mexico	USEP3902
1.4L L4 1400cc 85 CID	1995	FI; Joy; Swing; Sold in Mexico	USEP3902
1.6L L4 1597cc 97 CID	1998	Joy; Sold in Mexico	USEP3902
1.6L L4 1600cc 98 CID	1996	Joy; Swing; Sold in Mexico	USEP3902
1.6L L4 1600cc 98 CID	1997	Joy; Monza; Swing; Sold in Mexico	USEP3902
CHEVY (MEX)			
1.6L L4 1598cc 98 CID	2010-2012		USEP12026
1.6L L4 1606cc	2009		USEP12026
CHEVY C2 (MEX)			
1.6L L4 1606cc	2004-2008		USEP12026
CHEVY PICKUP			
1.6L L4 1597cc 97 CID	1999-2003	Sold in Mexico	USEP12027
CITATION (MEX)			
2.8L V6 2800cc	1987-1988		USEP3240
CITATION II			
2.5L L4 2474cc 151 CID	1985	FI; VIN R	USEP3901

Engine	Years	Application Description	USMW
CHEVROLET (CONT.)			
CLASSIC			
2.2L L4 2198cc 134 CID	2004	Except for Bosch, Carter, and Delphi	USEP3507
CORSA (MEX)			
1.4L L4 1389cc 85 CID	2002		USEP12026
1.8L L4 1780cc	2003-2008		USEP12026
CORSICA			
2.0L L4 122 CID	1987-1988		USEP3212
2.0L L4 122 CID	1989	Base; VIN 1	USEP3212
2.2L L4 134 CID	1990	LT; VIN G	USEP3212
2.2L L4 134 CID	1991	VIN G	USEP3212
2.2L L4 2190cc 134 CID	1992		USEP3265
2.8L V6 173 CID	1987	VIN W; 1.45 inch pump diameter; Except for Bosch, Carter, and Delphi	USEP3240
2.8L V6 173 CID	1988	VIN W; 1.45 inch pump diameter; Except for Bosch, Carter, and Delphi; To Chassis/VIN 500000	USEP3240
2.8L V6 173 CID	1988	VIN W; From Chassis/VIN 500001	USEP3265
2.8L V6 173 CID	1989	Base; LTZ; VIN W	USEP3265
3.1L V6 189 CID	1990	LT; VIN T	USEP3265
3.1L V6 189 CID	1991-1992		USEP3265
CORVETTE			
5.7L V8 5735cc 350 CID	1985-1989		USEP3210
5.7L V8 5735cc 350 CID	1990-1991	Base; VIN 8, VIN J; ZR-1	USEP3904
5.7L V8 5735cc 350 CID	1992-1994	Base; VIN P, VIN J; ZR-1	USEP3904
5.7L V8 5735cc 350 CID	1995	Sold in Mexico, Indianapolis 500 Pace Car; VIN P	USEP3271
5.7L V8 5735cc 350 CID	1995	VIN J; ZR-1	USEP3904
5.7L V8 5735cc 350 CID	1996	VIN 5, VIN P	USEP3271
CS1073 (MEX)			
4.7L V8 4738cc	1964-1967		USEP8012SP
5.4L V8 5400cc 329 CID	1964-1969		USEP8012SP
CS31003 (MEX)			
4.7L V8 4738cc	1964-1967		USEP8012SP
5.4L V8 5400cc 329 CID	1964-1969		USEP8012SP
5.7L V8 5700cc 348 CID	1968-1972		USEP8012SP
CUTLASS (MEX)			
2.2L L4 2196cc	1994-1996		USEP3290
2.8L V6 2835cc 173 CID	1986-1989		USEP3240
3.1L V6 3130cc	1986-1993		USEP3240
3.1L V6 3130cc	1994-1997		USEP3290
EL CAMINO			
4.3L V6 262 CID	1985-1987	F; VIN Z	USEP3902
EUROSPORT (MEX)			
3.1L V6 3135cc	1991-1996		USEP3290
EXPRESS 1500			
4.3L V6 262 CID	1997	VIN W; (Exc.Fitting for Fuel Line)	USEP3240R
5.0L V8 305 CID	1997	VIN M; (Exc.Fitting for Fuel Line)	USEP3240R
5.3L V8 5328cc 325 CID	2008	Sold in Mexico	USEP3240R
5.7L V8 5735cc 350 CID	1997	VIN R; (Exc.Fitting for Fuel Line)	USEP3240R
EXPRESS 2500			
4.3L V6 262 CID	1997-1998	Naturally Aspirated; VIN W; (Exc.Fitting for Fuel Line)	USEP3240R
4.3L V6 262 CID	1999-2002	Naturally Aspirated; VIN W; (Exc.Fitting for Fuel Line); Exc.Calif (Over GVW 8,500 Lbs.)	USEP3240R
5.0L V8 305 CID	1997-1998	Naturally Aspirated; VIN M; (Exc.Fitting for Fuel Line)	USEP3240R
5.0L V8 305 CID	1999-2002	Naturally Aspirated; VIN M; (Exc.Fitting for Fuel Line); Exc.Calif (Over GVW 8,500 Lbs.)	USEP3240R
5.7L V8 5735cc 350 CID	1998-2002	Naturally Aspirated; VIN R; (Exc.Fitting for Fuel Line); Exc.Calif (Over GVW 8,500 Lbs.)	USEP3240R
5.7L V8 5735cc 350 CID	2001	CNG; VIN R; (Exc.Fitting for Fuel Line); Exc.Calif (Over GVW 8,500 Lbs.)	USEP3240R

Engine	Years	Application Description	USMW
5.7L V8 5735cc 350 CID	2002	BI-FUEL; VIN R; (Exc.Fitting for Fuel Line); Exc.Calif (Over GVW 8,500 Lbs.)	USEP3240R
6.5L V8 6473cc 395 CID	1996	DIESEL; LS; VIN F; External Pump	USEP3309
6.5L V8 6473cc 395 CID	1997-1998	DIESEL; VIN F; External Pump	USEP3309
6.5L V8 6473cc 395 CID	1999-2002	DIESEL; VIN F; External Pump	USEP3540
EXPRESS 3500			
4.8L V8 294 CID	2005	Base	USEP12046
5.7L V8 5735cc 350 CID	1997-2002	Cutaway Van; VIN R; (55 Gallon Fuel Tank); (Exc.Fitting for Fuel Line)	USEP3240R
5.7L V8 5735cc 350 CID	1997	Extended Cargo Van; Extended Passenger Van; Standard Cargo Van; Standard Passenger Van; (Exc.Fitting for Fuel Line)	USEP3240R
5.7L V8 5735cc 350 CID	1998-1999	Cutaway Van; VIN R; (Exc.Calif) (55 Gallon Fuel Tank); (Exc.Fitting for Fuel Line)	USEP3240R
5.7L V8 5735cc 350 CID	1998-1999	Extended Cargo Van; Extended Passenger Van; Standard Cargo Van; Standard Passenger Van; (Exc.Calif); (Exc.Fitting for Fuel Line)	USEP3240R
5.7L V8 5735cc 350 CID	1999-2002	Sold in Mexico; with 1 electrical connector	USEP3240R
5.7L V8 5735cc 350 CID	2000-2002	Extended Cargo Van; Extended Passenger Van; Standard Cargo Van; Standard Passenger Van; (Exc.Fitting for Fuel Line); (Federal)	USEP3240R
5.7L V8 5735cc 350 CID	2002	BI-FUEL; Cutaway Van; VIN R; (55 Gallon Fuel Tank); (Exc.Fitting for Fuel Line)	USEP3240R
5.7L V8 5735cc 350 CID	2002	BI-FUEL; Cutaway Van; VIN R; (Calif) (35 Gallon Fuel Tank)	USEP3240R
5.7L V8 5735cc 350 CID	2002	BI-FUEL; Extended Cargo Van; Extended Passenger Van; Standard Cargo Van; Standard Passenger Van; (Exc.Fitting for Fuel Line); (Federal)	USEP3240R
6.0L V8 5967cc 364 CID	2004	Base, LS	USEP12046
6.0L V8 5967cc 364 CID	2006-2008	Base, LS, LT	USEP12046
6.5L V8 6473cc 395 CID	1996-1998	DIESEL; VIN F; External Pump	USEP3309
6.5L V8 6473cc 395 CID	1999-2002	DIESEL; VIN F; External Pump	USEP3540
7.4L V8 7440 cc 454 CID	1997-2000	Cutaway Van; VIN J; (55 Gallon Fuel Tank); (Exc.Fitting for Fuel Line)	USEP3240R
7.4L V8 7440 cc 454 CID	1997	Extended Cargo Van; Extended Passenger Van; Standard Cargo Van; Standard Passenger Van; VIN J; (Exc.Fitting for Fuel Line)	USEP3240R
7.4L V8 7440 cc 454 CID	1998-1999	Cutaway Van; VIN J; (Exc.Calif) (55 Gallon Fuel Tank); (Exc.Fitting for Fuel Line)	USEP3240R
7.4L V8 7440 cc 454 CID	1998-1999	Extended Cargo Van; Extended Passenger Van; Standard Cargo Van; Standard Passenger Van; VIN J; (Exc.Fitting for Fuel Line); (Federal)	USEP3240R
8.1L V8 8128cc 496 CID	2001	Extended Cargo Van; Extended Passenger Van; Standard Cargo Van; Standard Passenger Van; VIN G; (Exc.Fitting for Fuel Line)	USEP3240R
8.1L V8 8128cc 496 CID	2002	Extended Cargo Van; Extended Passenger Van; Standard Cargo Van; Standard Passenger Van; VIN G; (Exc.Fitting for Fuel Line); (Federal)	USEP3240R
FIREBIRD TRANS AM (MEX)			
5.7L V8 5737cc 350 CID	1994-1995		USEP3908
5.7L V8 5737cc 350 CID	1998		USEP3240
5.7L V8 5737cc 350 CID	1999-2001		USEP3507
G10			
4.3L V6 262 CID	1987-1993	Chevy Van; Sportvan; VIN Z	USEP3902

**APPLICATIONS
KITS**

Engine	Years	Application Description	USMW
CHEVROLET (CONT.)			
G10 (CONT.)			
4.3L V6 262 CID	1994-1995		USEP3902
5.0L V8 305 CID	1987-1993	Chevy Van; Sportvan; VIN H	USEP3902
5.0L V8 305 CID	1994-1995		USEP3902
5.7L V8 5735cc 350 CID	1987-1993	Sportvan; VIN K	USEP3902
G20			
4.3L V6 262 CID	1987-1995	Chevy Van; Sportvan; VIN Z	USEP3902
5.0L V8 305 CID	1987-1995	Chevy Van; Sportvan; VIN H	USEP3902
5.7L V8 5735cc 350 CID	1987-1994	Chevy Van; Sportvan; VIN K	USEP3902
5.7L V8 5735cc 350 CID	1995	Sportvan; VIN K	USEP3902
G30			
4.3L V6 262 CID	1987-1988	Fl; Hi-Cube; VIN Z	USEP3902
4.3L V6 262 CID	1989-1995	Hi-Cube; VIN Z	USEP3902
5.7L V8 5735cc 350 CID	1987-1988	Fl; Hi-Cube; VIN K, Fl; Sportvan; VIN K	USEP3902
5.7L V8 5735cc 350 CID	1989-1995	Hi-Cube; Sportvan; VIN K	USEP3902
5.7L V8 5735cc 350 CID	1996	Hi-Cube; Sportvan; VIN K	USEP3268
7.4L V8 7440 cc 454 CID	1988	Fl; Sportvan; Fl; Hi-Cube; VIN N	USEP3902
7.4L V8 7440 cc 454 CID	1989-1993	Hi-Cube; Sportvan; VIN N	USEP3902
7.4L V8 7440 cc 454 CID	1994-1996	Hi-Cube; Sportvan; VIN N	USEP3212
GRAND AM (MEX)			
3.1L V6 3100cc	2000		USEP3919
3.8L V6 3800cc 231 CID	2000		USEP3919
3.8L V6 3800cc 231 CID	2002		USEP3240
IMPALA			
4.3L V6 262 CID	1985	Fl; VIN Z	USEP3902
5.7L V8 5735cc 350 CID	1985	Base; In-Line	USEP8012SP
5.7L V8 5735cc 350 CID	1985	DIESEL; Fl; VIN N; External Pump	USEP3076
5.7L V8 5735cc 350 CID	1994-1996		USEP3270
JOY (MEX)			
1.4L L4 1400cc 85 CID	1994-1995		USEP3902
1.6L L4 1600cc 98 CID	1996-1999		USEP3902
1.6L L4 1600cc 98 CID	2000-2002		USEP12026
1.6L L4 1600cc 98 CID	2003		USEP12010
K1500			
4.3L V6 262 CID	1988-1989	Scottsdale, VIN Z	USEP3902
4.3L V6 262 CID	1992-1993	WT	USEP3902
4.3L V6 262 CID	1994-1995	Base, WT, VIN Z	USEP3902
4.3L V6 262 CID	1997-1998	Naturally Aspirated; VIN W; Radio Frequency Interference Filter (Module Stamped GDJ,GFK)	USEP3240R
5.0L V8 305 CID	1988-1989	Scottsdale, VIN H	USEP3902
5.0L V8 305 CID	1992-1993	WT	USEP3902
5.0L V8 305 CID	1994-1995	Base, WT, VIN H	USEP3902
5.0L V8 305 CID	1998	Naturally Aspirated; VIN M; Radio Frequency Interference Filter (Module Stamped GDJ,GFK)	USEP3240R
5.0L V8 305 CID	1999	VIN M; Radio Frequency Interference Filter (Module Stamped GDJ,GFK)	USEP3240R
5.7L V8 5735cc 350 CID	1988-1989	Scottsdale, VIN K	USEP3902
5.7L V8 5735cc 350 CID	1992-1993	WT	USEP3902
5.7L V8 5735cc 350 CID	1994-1995	Base, WT, VIN K	USEP3902
5.7L V8 5735cc 350 CID	1998	Naturally Aspirated; VIN R; Radio Frequency Interference Filter (Module Stamped GDJ,GFK)	USEP3240R
5.7L V8 5735cc 350 CID	1999	VIN R; Radio Frequency Interference Filter (Module Stamped GDJ,GFK)	USEP3240R
6.2L V8 6210cc 379 CID	1988-1993	DIESEL; VIN C; External Pump	USEP3158
6.5L V8 6473cc 395 CID	1994-1995	DIESEL; VIN P, VIN S; External Pump	USEP3309
6.5L V8 6473cc 395 CID	1996	DIESEL; VIN S; External Pump	USEP3309
6.5L V8 6473cc 395 CID	1997-1998	DIESEL; VIN F, VIN S; External Pump	USEP3309
K1500 SUBURBAN			
5.7L V8 5735cc 350 CID	1992-1994		USEP3902
5.7L V8 5735cc 350 CID	1995	Naturally Aspirated; VIN K	USEP3902
5.7L V8 5735cc 350 CID	1996-1997	Naturally Aspirated; VIN R	USEP3270
6.5L V8 6473cc 395 CID	1995-1998	DIESEL; VIN F; External Pump	USEP3309
6.5L V8 6473cc 395 CID	1999	DIESEL; VIN F; External Pump	USEP3540

Engine	Years	Application Description	USMW
K2500			
4.3L V6 262 CID	1988-1989	Scottsdale, VIN Z	USEP3902
4.3L V6 262 CID	1992-1993	Naturally Aspirated; VIN Z	USEP3902
4.3L V6 262 CID	1994-1995	Base, WT, VIN Z	USEP3902
5.0L V8 305 CID	1988-1989	Scottsdale, VIN H	USEP3902
5.0L V8 305 CID	1992-1993	Naturally Aspirated; VIN H	USEP3902
5.0L V8 305 CID	1994-1995	Base, WT, VIN H	USEP3902
5.0L V8 305 CID	1997	Naturally Aspirated; VIN M	USEP3270
5.0L V8 305 CID	1998	Naturally Aspirated; VIN M; Radio Frequency Interference Filter (Module Stamped GDJ,GFK)	USEP3240R
5.7L V8 5735cc 350 CID	1988-1989	Scottsdale, VIN K	USEP3902
5.7L V8 5735cc 350 CID	1992-1993	Naturally Aspirated; VIN K	USEP3902
5.7L V8 5735cc 350 CID	1994-1995	Base, WT, VIN K	USEP3902
5.7L V8 5735cc 350 CID	1998-1999	Naturally Aspirated; VIN R; Radio Frequency Interference Filter (Module Stamped GDJ,GFK)	USEP3240R
5.7L V8 5735cc 350 CID	2000	Naturally Aspirated; VIN R; Radio Frequency Interference Filter	USEP3240R
6.2L V8 6210cc 379 CID	1988	DIESEL; VIN C; External Pump	USEP3158
6.2L V8 6210cc 379 CID	1989-1993	DIESEL; VIN C, VIN J; External Pump	USEP3158
6.5L V8 6473cc 395 CID	1992-1993	DIESEL; VIN F; External Pump	USEP3158
6.5L V8 6473cc 395 CID	1994-1995	DIESEL; VIN P, VIN F, VIN S; External Pump	USEP3309
6.5L V8 6473cc 395 CID	1996	DIESEL; VIN F; External Pump	USEP3309
6.5L V8 6473cc 395 CID	1997-1998	DIESEL; VIN F, VIN S; External Pump	USEP3309
6.5L V8 6473cc 395 CID	1999-2000	DIESEL; VIN F; External Pump	USEP3540
7.4L V8 7440 cc 454 CID	1991	VIN N	USEP3567
7.4L V8 7440 cc 454 CID	1992-1993	Cheyenne, Silverado, VIN N	USEP3902
7.4L V8 7440 cc 454 CID	1998-1999	Naturally Aspirated; VIN J; Radio Frequency Interference Filter (Module Stamped GDJ,GFK)	USEP3240R
7.4L V8 7440 cc 454 CID	2000	Naturally Aspirated; VIN J; Radio Frequency Interference Filter	USEP3240R
K2500 SUBURBAN			
5.7L V8 5735cc 350 CID	1992-1993		USEP3902
5.7L V8 5735cc 350 CID	1994-1995	Naturally Aspirated; VIN K	USEP3902
5.7L V8 5735cc 350 CID	1996-1997	Naturally Aspirated; VIN R	USEP3270
6.5L V8 6473cc 395 CID	1994-1998	DIESEL; VIN F; External Pump	USEP3309
6.5L V8 6473cc 395 CID	1999	DIESEL; VIN F; External Pump	USEP3540
7.4L V8 7440 cc 454 CID	1992-1993		USEP3902
7.4L V8 7440 cc 454 CID	1994-1995	Naturally Aspirated; VIN N	USEP3212
7.4L V8 7440 cc 454 CID	1996-1997	Naturally Aspirated; VIN J	USEP3270
K3500			
5.7L V8 5735cc 350 CID	1988-1990	Scottsdale, VIN K	USEP3902
5.7L V8 5735cc 350 CID	1991	VIN K	USEP3902
5.7L V8 5735cc 350 CID	1992-1993	Naturally Aspirated; VIN K	USEP3902
5.7L V8 5735cc 350 CID	1994-1995	Base, VIN K	USEP3902
5.7L V8 5735cc 350 CID	1998-1999	Naturally Aspirated; VIN R; Radio Frequency Interference Filter (Module Stamped GDJ,GFK)	USEP3240R
6.2L V8 6210cc 379 CID	1988-1993	DIESEL; VIN J; External Pump	USEP3158
6.5L V8 6473cc 395 CID	1992-1993	DIESEL; VIN F; External Pump	USEP3158
6.5L V8 6473cc 395 CID	1994-1998	DIESEL; VIN F; External Pump	USEP3309
6.5L V8 6473cc 395 CID	1999-2000	DIESEL; VIN F; External Pump	USEP3540
7.4L V8 7440 cc 454 CID	1988-1990	Cheyenne, Scottsdale, Silverado, VIN N	USEP3902
7.4L V8 7440 cc 454 CID	1989		USEP3902
7.4L V8 7440 cc 454 CID	1991-1993	Cheyenne, Silverado, VIN N	USEP3902
7.4L V8 7440 cc 454 CID	1998-1999	Naturally Aspirated; VIN J; Radio Frequency Interference Filter (Module Stamped GDJ,GFK)	USEP3240R
LLV			
2.2L L4 2190cc 134 CID	1994-1995	1.45 inch pump diameter; Except for Bosch, Carter, and Delphi	USEP3240
2.5L L4 2474cc 151 CID	1987-1993		USEP3902
2.5L L4 2474cc 151 CID	1991	VIN A, VIN E	USEP3902
LUMINA			
2.2L L4 2180cc 133 CID	1993	Base; LN2 Desig.; VIN 4	USEP3313
2.5L L4 2474cc 151 CID	1990-1992	Base; VIN R	USEP3212

Engine	Years	Application Description	USMW
CHEVROLET (CONT.)			
LUMINA (CONT.)			
3.1L V6 189 CID	1990	Base; Euro; VIN T; 1.45 inch pump diameter; Except for Bosch, Carter, and Delphi; Prom Stamped WEL,WER	USEP3240
3.1L V6 189 CID	1990	Base; Euro; VIN T; Prom Stamped WEM	USEP3265
3.1L V6 189 CID	1991-1992	Base; Euro; VIN T	USEP3265
3.1L V6 189 CID	1993	Base; Euro; FLEX; VIN T	USEP3265
3.1L V6 189 CID	1994	Base; Euro; Sold in Canada; Sold in United States; VIN T	USEP3265
3.1L V6 189 CID	1994	Base; VIN T	USEP3265
3.1L V6 189 CID	1995-1996	Base; LS; VIN M	USEP3265
3.4L V6 207 CID	1991	Z34; 1.45 inch pump diameter	USEP3240
3.4L V6 207 CID	1992-1994	Euro, Z34; 1.45 inch pump diameter	USEP3240
3.4L V6 207 CID	1995-1996	LS; 1.45 inch pump diameter	USEP3240
LUMINA APV			
3.1L V6 189 CID	1990-1995		USEP3902
3.4L V6 207 CID	1996	1.45 inch pump diameter; Except for Bosch, Carter, and Delphi	USEP3240
3.8L V6 3800cc 231 CID	1992-1995		USEP3265
LUMINA VAN (MEX)			
3.3L V6 3343cc	1997		USEP3240
LUV (MEX)			
2.2L L4 2190cc 134 CID	2006		USEP8016SP
MALIBU			
2.2L L4 2198cc 134 CID	2004	Sold in Mexico; Except for Bosch, Carter, and Delphi	USEP3507
3.1L V6 189 CID	2000-2003	Base, LS; Except for Bosch, Carter, and Delphi	USEP3507
3.1L V6 3136cc 191 CID	2000-2003	Sold in Mexico; Except for Bosch, Carter, and Delphi	USEP3507
4.3L V6 260 CID	1982-1983	In-Line	USEP8012SP
MERIVA			
1.8L L4 1796cc 110 CID	2006-2008	Sold in Mexico	USEP12143
MERIVA (MEX)			
1.8L L4 1780cc	2003-2005		USEP12026
1.8L L4 1780cc	2006-2008		USEP12143
METRO			
1.0L L3 993cc 61 CID	1998-2000	Base; VIN 6	USEP8229
1.0L L3 993cc 61 CID	1999		USEP8229
1.3L L4 1295cc 79 CID	1998-2000	LS; VIN 2	USEP8229
1.3L L4 1295cc 79 CID	1999	VIN 2	USEP8229
1.3L L4 1295cc 79 CID	2001		USEP8229
MICROBUS (MEX)			
5.7L V8 5700cc 348 CID	1992-1996		USEP3268
MILENIO (MEX)			
1.6L L4 1600cc 98 CID	2000		USEP12026
MONTE CARLO			
3.1L V6 189 CID	1995-1996	LS; VIN M	USEP3265
3.4L V6 207 CID	1995-1996	1.45 inch pump diameter	USEP3240
4.3L V6 260 CID	1982-1983	In-Line	USEP8012SP
4.3L V6 262 CID	1985	Base; FI; VIN Z	USEP3901
4.3L V6 262 CID	1986-1987	FI; LS; VIN Z	USEP3901
4.3L V6 262 CID	1988	FI; LS; VIN Z	USEP3902
MONZA (MEX)			
1.6L L4 1600cc 98 CID	1997-1999		USEP3902
1.6L L4 1600cc 98 CID	2000-2003		USEP12026
MONZA POP (MEX)			
1.4L L4 1400cc 85 CID	2002		USEP12022
NOVA			
1.6L L4 1588cc 98 CID	1988	FI; Twin Cam; VIN 5	USEP8023
P20			
5.7L V8 5735cc 350 CID	1987-1988	FI; VIN K	USEP3902
P30			
4.3L V6 262 CID	1990-1995	Naturally Aspirated; VIN Z	USEP3268
4.3L V6 262 CID	1992-1993	VIN Z	USEP3268
4.3L V6 262 CID	1996-1997	Naturally Aspirated; VIN W	USEP3270

Engine	Years	Application Description	USMW
4.3L V6 4300cc 262 CID	2001	Sold in Mexico	USEP3240R
5.7L V8 5735cc 350 CID	1987-1989	FI; VIN K	USEP3268
5.7L V8 5735cc 350 CID	1990-1996	Naturally Aspirated; VIN K	USEP3268
5.7L V8 5735cc 350 CID	1992-1993	VIN K	USEP3268
5.7L V8 5735cc 350 CID	1996	Sold in Mexico	USEP3270
5.7L V8 5735cc 350 CID	1997	Naturally Aspirated; VIN R	USEP3270
5.7L V8 5735cc 350 CID	1998-1999	Naturally Aspirated; VIN R; Exc.School Bus	USEP3240R
6.5L V8 6473cc 395 CID	1994-1997	DIESEL; VIN F; External Pump	USEP3309
6.5L V8 6473cc 395 CID	1998	DIESEL; VIN F, VIN Y; External Pump	USEP3309
6.5L V8 6473cc 395 CID	1999	DIESEL; VIN F; External Pump	USEP3540
7.4L V8 7440 cc 454 CID	1990-1991	Naturally Aspirated; VIN N	USEP3268
7.4L V8 7440 cc 454 CID	1992-1993	VIN N	USEP3268
7.4L V8 7440 cc 454 CID	1994-1995	Naturally Aspirated; VIN N	USEP3212
7.4L V8 7440 cc 454 CID	1996-1997	Naturally Aspirated; VIN J	USEP3270
P30 VAN (MEX)			
4.1L V6 4100cc	2001-2002		USEP3240
P31 VAN (MEX)			
5.7L V8 5737cc 350 CID	1991-1996		USEP3268
POP (MEX)			
1.4L L4 1400cc 85 CID	1997		USEP12010
1.4L L4 1400cc 85 CID	1998-2001		USEP3902
1.6L L4 1600cc 98 CID	2002		USEP3902
1.6L L4 1600cc 98 CID	2003		USEP12026
PRIZM			
1.8L L4 110 CID	1998-2002		USEP8213
R10			
4.3L V6 262 CID	1987	VIN Z	USEP3902
5.0L V8 305 CID	1987	Custom Deluxe, Scottsdale, Silverado, VIN H	USEP3902
5.7L V8 5735cc 350 CID	1987	Custom Deluxe, Scottsdale, Silverado, VIN K	USEP3902
R10 SUBURBAN			
5.0L V8 305 CID	1987	VIN H	USEP3902
5.7L V8 5735cc 350 CID	1987-1988	Scottsdale, Silverado, VIN K	USEP3902
R1500 SUBURBAN			
5.7L V8 5735cc 350 CID	1989-1991	Scottsdale, Silverado, VIN K	USEP3902
R20			
4.3L V6 262 CID	1987	FI; VIN Z	USEP3902
5.0L V8 305 CID	1987	FI; VIN H	USEP3902
5.7L V8 5735cc 350 CID	1987-1988	Scottsdale, Silverado, FI; VIN K	USEP3902
7.4L V8 7440 cc 454 CID	1987-1988	FI; VIN N	USEP3902
R20 SUBURBAN			
5.7L V8 5735cc 350 CID	1987-1988	Scottsdale, Silverado, VIN K	USEP3902
7.4L V8 7440 cc 454 CID	1987-1988	VIN N	USEP3902
R25			
5.7L V8 5735cc 350 CID	1995	400 SS	USEP3902
5.7L V8 5735cc 350 CID	1997	400 SS; Sold in Mexico	USEP3902
R2500			
7.4L V8 7440 cc 454 CID	1989	Cheyenne, Scottsdale, Silverado, VIN N	USEP3902
R2500 SUBURBAN			
5.7L V8 5735cc 350 CID	1989-1991	Scottsdale, Silverado, VIN K	USEP3902
7.4L V8 7440 cc 454 CID	1989-1991	VIN N	USEP3902
R30			
5.7L V8 5735cc 350 CID	1987-1988	FI; VIN K	USEP3902
6.2L V8 6210cc 379 CID	1988	DIESEL; FI; VIN J; External Pump	USEP3158
7.4L V8 7440 cc 454 CID	1987-1988	FI; VIN N	USEP3902
R3500			
5.7L V8 5735cc 350 CID	1989	FI; VIN K	USEP3902
5.7L V8 5735cc 350 CID	1990-1991	VIN K	USEP3902
7.4L V8 7440 cc 454 CID	1989	FI; VIN N	USEP3902
7.4L V8 7440 cc 454 CID	1990-1991	VIN N	USEP3902
S10			
2.2L L4 2190cc 134 CID	1994-1995	VIN 4; 1.45 inch pump diameter; Except for Bosch, Carter, and Delphi	USEP3240
2.5L L4 2474cc 151 CID	1985	FI; VIN E	USEP3567
2.5L L4 2474cc 151 CID	1986	VIN E; 50 Liter Fuel Tank	USEP3902
2.5L L4 2474cc 151 CID	1986	VIN E; 76 Liter Fuel Tank	USEP3902

**APPLICATIONS
KITS**

Engine	Years	Application Description	USMW
CHEVROLET (CONT.)			
S10 (CONT.)			
2.5L L4 2474cc 151 CID	1987	Sport, VIN E	USEP3902
2.5L L4 2474cc 151 CID	1988-1989	Durango, Sport, VIN E	USEP3902
2.5L L4 2474cc 151 CID	1990	Durango, VIN E	USEP3902
2.5L L4 2474cc 151 CID	1991	VIN A, VIN E	USEP3902
2.5L L4 2474cc 151 CID	1992-1993	Base, EL, VIN A	USEP3902
2.8L V6 173 CID	1987	Base, Sport, Tahoe, VIN R	USEP3902
2.8L V6 173 CID	1988	Base, Durango, Sport, Tahoe, VIN R	USEP3902
2.8L V6 173 CID	1989		USEP3902
2.8L V6 173 CID	1990	Base, Durango, Tahoe, VIN R	USEP3902
2.8L V6 173 CID	1991	Base, Tahoe, VIN R	USEP3902
2.8L V6 173 CID	1992-1993	Base, EL, VIN R	USEP3902
4.3L V6 262 CID	1988		USEP3902
4.3L V6 262 CID	1989-1990	Base, Durango, Tahoe, VIN Z	USEP3902
4.3L V6 262 CID	1991	Base, Tahoe, VIN Z	USEP3902
4.3L V6 262 CID	1992-1993	Base; EL; VIN Z	USEP3902
4.3L V6 262 CID	1994	Base; VIN Z	USEP3902
4.3L V6 262 CID	1995	MFI, TBI; VIN Z	USEP3902
4.3L V6 262 CID	1995		USEP3270
S10 BLAZER			
2.5L L4 2474cc 151 CID	1985	FI; VIN E	USEP3567
2.5L L4 2474cc 151 CID	1986	VIN E; 50 Liter Fuel Tank	USEP3902
2.5L L4 2474cc 151 CID	1986	VIN E; 76 Liter Fuel Tank	USEP3902
2.5L L4 2474cc 151 CID	1987-1988	High Country, VIN E	USEP3902
2.8L V6 173 CID	1986	VIN R; 50 Liter Fuel Tank	USEP3902
2.8L V6 173 CID	1986	VIN R; 76 Liter Fuel Tank	USEP3902
2.8L V6 173 CID	1987	Sport, Tahoe, VIN R	USEP3902
2.8L V6 173 CID	1988-1989		USEP3902
4.3L V6 262 CID	1988	Base, High Country, Sport, Tahoe, VIN Z	USEP3902
4.3L V6 262 CID	1989	Base, High Country, Sport, VIN Z	USEP3902
4.3L V6 262 CID	1990	Base, Sport, Tahoe, VIN Z	USEP3902
4.3L V6 262 CID	1991	Tahoe LT	USEP3902
4.3L V6 262 CID	1992-1994	VIN W, Base; Tahoe; Tahoe LT	USEP3902
S10 P/U 2WD (MEX)			
2.2L L4 2200cc 134 CID	2001-2002		USEP12016
SILVERADO			
5.7L V8 5735cc 350 CID	1995	SLE, SLX, Sold in Mexico	USEP3902
SILVERADO (MEX)			
5.7L V8 5700cc 348 CID	1995-1997		USEP3902
SILVERADO 1500			
4.3L V6 262 CID	1999-2001	VIN W, Evaporative Emissions Control	USEP3500
4.3L V6 262 CID	2002-2003	Sold in Mexico; Standard Cab Pickup,	USEP3500
4.3L V6 262 CID	2002	VIN W, VIN X; Evaporative Emissions Control	USEP3500
4.3L V6 262 CID	2003	VIN X; WT; Evaporative Emissions Control	USEP3500
4.3L V6 262 CID	2004	VIN X; Z71; Evaporative Emissions Control	USEP3500
4.8L V8 294 CID	1999-2002	VIN V; Evaporative Emissions Control	USEP3500
4.8L V8 294 CID	2003	VIN V; WT; Evaporative Emissions Control	USEP3500
4.8L V8 294 CID	2007-2008	LT; WT; VIN C; w/ 143.5 In. Wheelbase, w/ 143.5 In. Wheelbase; Except for Bosch, Carter, and Delphi	USEP12046
4.8L V8 294 CID	2008	LS; LT; WT; VIN C; w/ 134.0 In. Wheelbase; Except for Bosch, Carter, and Delphi	USEP12046
6.0L V8 5967cc 364 CID	2003	SS; VIN N; Evaporative Emissions Control	USEP3500
6.0L V8 5967cc 364 CID	2008	L76 Desig.; LT; LTZ; VIN Y Except for Bosch, Carter, and Delphi	USEP12046
SILVERADO 1500 HD			
6.0L V8 5967cc 364 CID	2001-2003	Evaporative Emissions Control	USEP3500
SILVERADO 2500			
5.3L V8 323 CID	2001-2005	Sold in Mexico	USEP3500
5.3L V8 323 CID	2003	Sold in Mexico; Standard Cab Pickup; with 1 electrical connector	USEP3501
5.3L V8 5300cc 325 CID	2006	Sold in Mexico	USEP3500
6.0L V8 5967cc 364 CID	1999-2000	VIN U; Evaporative Emissions Control	USEP3500
6.0L V8 5967cc 364 CID	2001-2003	Evaporative Emissions Control	USEP3500
6.0L V8 5967cc 364 CID	2002	BI-FUEL, Evaporative Emissions Control	USEP3500

Engine	Years	Application Description	USMW
SILVERADO 2500 2WD (MEX)			
4.8L V8 4800cc	2006		USEP3500
5.3L V8 5300cc 325 CID	2004-2006		USEP3500
SILVERADO 2500 HD			
6.0L V8 5967cc 364 CID	2001-2003	Naturally Aspirated; VIN U; Evaporative Emissions Control	USEP3500
6.0L V8 5967cc 364 CID	2002	BI-FUEL; BI-FUEL; VIN U; Evaporative Emissions Control	USEP3500
6.6L V8 6599cc 403 CID	2007-2008	In-Line	USEP3526
8.1L V8 8128cc 496 CID	2001-2003	Naturally Aspirated; VIN G; Evaporative Emissions Control	USEP3500
SILVERADO 3500			
6.0L V8 5967cc 364 CID	2001	Naturally Aspirated; VIN U; Exc. Commercial Chassis (Evaporative Emissions Control)	USEP3500
6.0L V8 5967cc 364 CID	2002-2003	Naturally Aspirated; VIN U; Exc. Commercial Chassis (Calif)	USEP3500
6.6L V8 6599cc 403 CID	2001-2006	In-Line	USEP3526
8.1L V8 8128cc 496 CID	2001	Naturally Aspirated; VIN G; Exc. Commercial Chassis (Evaporative Emissions Control)	USEP3500
8.1L V8 8128cc 496 CID	2002-2003	Naturally Aspirated; VIN G; Exc. Commercial Chassis (Calif)	USEP3500
SILVERADO 3500 2WD (MEX)			
5.7L V8 5737cc 350 CID	2001-2007		USEP3919
SILVERADO 3500 HD			
6.6L V8 6599cc 403 CID	2007-2012	In-Line	USEP3526
SONORA (MEX)			
4.3L V6 4300cc 262 CID	2003		USEP3919
5.7L V8 5737cc 350 CID	2001-2002		USEP3919
6.0L V8 6000cc 366 CID	2003		USEP3919
SPARK (MEX)			
1.2L L4 1200cc	2011-2012		USEP12271
SPARK BYTE (MEX)			
1.2L L4 1200cc	2014		USEP12272
SPARK LTZ (MEX)			
1.2L L4 1200cc	2013		USEP12271
SPARK ZMX (MEX)			
1.2L L4 1200cc	2014		USEP12272
SPECTRUM			
1.5L L4 1471cc 92 CID	1987-1988	FI; Turbo; VIN 9; 2 inch pump diameter	USEP3222
SPRINT			
1.0L L3 993cc 61 CID	1987-1988	FI; Turbo; VIN 2	USEP8023
SUBURBAN 1500			
5.7L V8 5735cc 350 CID	2001	Sold in Mexico	USEP3240R
5.7L V8 5735cc 350 CID	2002	Sold in Mexico	USEP3919
SUBURBAN 1500 2WD (MEX)			
5.7L V8 5733cc 350 CID	2002		USEP3919
SWING (MEX)			
1.4L L4 1400cc 85 CID	1994-1995		USEP3902
1.6L L4 1600cc 98 CID	1996-2003		USEP3902
1.6L L4 1600cc 98 CID	2000-2002		USEP12026
TAHOE			
5.7L V8 5735cc 350 CID	1996	Naturally Aspirated; VIN R	USEP3270
5.7L V8 5735cc 350 CID	1997	2 Dr.; VIN R	USEP3933
6.5L V8 6473cc 395 CID	1995-1998	DIESEL; VIN S; External Pump	USEP3309
6.5L V8 6473cc 395 CID	1999	DIESEL; VIN S; External Pump	USEP3540
TIGRA			
1.6L L4 1598cc 98 CID	1999	Sold in Mexico	USEP12007
TIGRA (MEX)			
1.6L L4 1600cc 98 CID	1999		USEP12007
TORNADO (MEX)			
1.8L L4 1780cc	2004		USEP12026
1.8L L4 1800cc 110 CID	2005-2009		USEP12026
TORNADO 2WD (MEX)			
1.8L L4 1796cc 110 CID	2010		USEP12026
1.8L L4 1796cc 110 CID	2011-2012		USEP12087

Engine	Years	Application Description	USMW
CHEVROLET (CONT.)			
TORNADO 2WD LS (MEX)			
1.8L L4 1796cc 110 CID	2013-2015		USEP12087
TORNADO 2WD LT (MEX)			
1.8L L4 1796cc 110 CID	2013-2015		USEP12087
TRACKER			
1.6L L4 1588cc 98 CID	1998		USEP8229
1.6L L4 1588cc 98 CID	1999-2000	Base, LSi	USEP8229
1.6L L4 1588cc 98 CID	2001-2002	Base	USEP8229
1.6L L4 1590cc 97 CID	1998	Sold in Mexico	USEP8229
2.0L L4 122 CID	2002	ZR2	USEP8229
2.0L L4 122 CID	2003		USEP8229
2.0L L4 1995cc 122 CID	1999	Base, Delux, Lux	USEP8229
2.0L L4 1995cc 122 CID	2000	Base, Delux, Lux, Sold in Mexico	USEP8229
2.0L L4 1995cc 122 CID	2001-2002	Base, Sold in Mexico	USEP8229
2.0L L4 1995cc 122 CID	2003	Sold in Mexico	USEP8229
2.5L V6 2500cc	2001-2002	VIN 4; ZR2	USEP8229
2.5L V6 2500cc	2003-2004		USEP8229
TRACKER 2WD (MEX)			
2.0L L4 1983cc	2005-2008		USEP8229
2.2L L4 2190cc 134 CID	2005		USEP8229
V10			
4.3L V6 262 CID	1987	VIN Z	USEP3902
5.0L V8 305 CID	1987	VIN H	USEP3902
5.7L V8 5735cc 350 CID	1987	VIN K	USEP3902
V10 SUBURBAN			
5.7L V8 5735cc 350 CID	1987	VIN K	USEP3902
V1500 SUBURBAN			
5.7L V8 5735cc 350 CID	1989-1991	Scottsdale, Silverado, VIN K	USEP3902
V20			
5.7L V8 5735cc 350 CID	1987	FI; VIN K	USEP3902
V20 SUBURBAN			
5.7L V8 5735cc 350 CID	1987	VIN K	USEP3902
V2500 SUBURBAN			
5.7L V8 5735cc 350 CID	1990-1991	Scottsdale, Silverado, VIN K	USEP3902
7.4L V8 7440 cc 454 CID	1990	VIN N	USEP3567
V30			
5.7L V8 5735cc 350 CID	1987-1988	FI; VIN K	USEP3902
6.2L V8 6210cc 379 CID	1988	DIESEL; FI; VIN J; External Pump	USEP3158
7.4L V8 7440 cc 454 CID	1987-1988	FI; VIN N	USEP3902
V3500			
5.7L V8 5735cc 350 CID	1989	FI; VIN K	USEP3902
5.7L V8 5735cc 350 CID	1990-1991	VIN K	USEP3902
7.4L V8 7440 cc 454 CID	1989	FI; VIN N	USEP3902
7.4L V8 7440 cc 454 CID	1990-1991	VIN N	USEP3902
VAGONETA (MEX)			
1.6L L4 1600cc 98 CID	2000-2002		USEP12026
VECTRA			
2.2L L4 2171cc 132 CID	2005	Sold in Mexico	USEP8335
2.8L V6 2792cc 170 CID	2006-2008	Sold in Mexico	USEP8335
VECTRA (MEX)			
2.2L L4 2171cc 132 CID	2003-2004		USEP12026
2.2L L4 2171cc 132 CID	2005		USEP8335
2.8L V6 2792cc 170 CID	2006-2008		USEP8335
3.2L V6 3171cc	2004		USEP12026
3.2L V6 3171cc	2005		USEP8335
3.2L V6 3199cc	2003		USEP12026
VENTURE			
3.4L V6 207 CID	1998-2000		USEP3372
3.4L V6 207 CID	2001	w/ 120.0 In. Wheelbase	USEP3372
3.4L V6 3350cc 204 CID	1998-2000	Sold in Mexico	USEP3372
ZAFIRA (MEX)			
1.8L L4 1796cc 110 CID	2001-2003		USEP12026
1.8L L4 1796cc 110 CID	2004-2006		USEP12143
2.2L L4 2190cc 134 CID	2001-2006		USEP8335

Engine	Years	Application Description	USMW
CHRYSLER			
CIRRUS			
2.4L L4 2429cc 148 CID	2001	Sold in Mexico	USEP8455
CIRRUS (MEX)			
2.4L L4 2429cc 148 CID	2001		USEP8455
CONCORDE (MEX)			
3.3L V6 3294cc	1992		USEP7054
3.5L V6 3526cc	1992		USEP7054
CONQUEST			
2.6L L4 2555cc 156 CID	1987	VIN H, VIN N; External Pump	USEP8000
2.6L L4 2555cc 156 CID	1988-1989	External Pump	USEP8000
CROSSFIRE			
3.2L V6 3199cc	2005-2006	EGZ Desig.; SRT-6; Supercharged; VIN N; External Pump	USEP8289
3.2L V6 3200cc 195 CID	2004-2008	External Pump	USEP8289
3.2L V6 3200cc 195 CID	2005-2006	Limited; VIN L; External Pump	USEP8289
3.2L V6 3200cc 195 CID	2006	Base; VIN L; External Pump	USEP8289
3.2L V6 3200cc 195 CID	2007	Base, Limited; External Pump	USEP8289
DART (MEX)			
2.2L L4 2200cc 134 CID	1986-1989		USEP3127
DAYTONA			
2.2L L4 135 CID	1985-1988	Sold in Canada	USEP7012
GRAND VOYAGER			
3.8L V6 230 CID	1995-2000	Sold in Mexico	USEP7041
IMPERIAL			
3.3L V6 3301cc 201 CID	1991	VIN R; Except for Bosch, Carter, and Delphi	USEP7040
3.3L V6 3301cc 201 CID	1991		USEP7041
3.8L V6 230 CID	1991-1993		USEP7041
3.8L V6 230 CID	1991	VIN L; Except for Bosch, Carter, and Delphi	USEP7040
LASER			
2.2L L4 135 CID	1985		USEP7031
LEBARON			
2.2L L4 135 CID	1985		USEP7031
2.2L L4 2213cc 135 CID	1984	Sold in Mexico	USEP2486
2.5L L4 2500cc 153 CID	1993-1994	Sold in Mexico	USEP7041
2.5L L4 2507cc 153 CID	1991-1992	Base; GTC; VIN J	USEP7041
2.5L L4 2507cc 153 CID	1991	Base; VIN J; Except for Bosch, Carter, and Delphi	USEP7040
2.5L L4 2507cc 153 CID	1992	Landau; VIN K	USEP7041
2.5L L4 2507cc 153 CID	1993	Base; LE; FLEX; VIN V; VIN K	USEP7041
3.0L V6 2972cc 181 CID	1991-1992	Base; GTC; LX; VIN 3	USEP7041
3.0L V6 2972cc 181 CID	1991	Base; LX; VIN 3; Except for Bosch, Carter, and Delphi	USEP7040
3.0L V6 2972cc 181 CID	1992	Landau; VIN 3	USEP7041
3.0L V6 2972cc 181 CID	1993	Base; GTC; Landau; LE; LX; VIN 3	USEP7041
3.0L V6 2972cc 181 CID	1994	GTC; Landau; LE	USEP7041
3.0L V6 2972cc 181 CID	1995		USEP7041
MAGNUM (MEX)			
2.5L L4 2507cc 153 CID	1987-1988		USEP7012
NEON			
2.0L L4 1996cc 122 CID	1995	Sold in Mexico	USEP8229
2.0L L4 1996cc 122 CID	1996-1997	Sold in Mexico; Except for Bosch, Carter, and Delphi; TQE.PLASTICO	USEP7097
NEW YORKER			
2.2L L4 135 CID	1984		USEP7012
2.2L L4 2213cc 135 CID	1985	Sold in Mexico	USEP7012
2.2L L4 2213cc 135 CID	1986-1989	Sedan; Sold in Mexico	USEP7012
3.0L V6 2972cc 181 CID	1988	Base; Landau; VIN 3	USEP7012
3.3L V6 3301cc 201 CID	1991-1993	Fifth Avenue; Salon; Fifth Avenue; Salon;	USEP7041
3.3L V6 3301cc 201 CID	1991	Fifth Avenue; Salon; Except for Bosch, Carter, and Delphi	USEP7040
3.8L V6 230 CID	1991-1993	Fifth Avenue; Fifth Avenue;	USEP7041
3.8L V6 230 CID	1991	Fifth Avenue; Except for Bosch, Carter, and Delphi	USEP7040
PHANTOM			
2.2L L4 2213cc 135 CID	1987	Sold in Mexico	USEP7012
2.5L L4 2500cc 153 CID	1990	Sold in Mexico	USEP7012

**APPLICATIONS
KITS**

Engine	Years	Application Description	USMW
CHRYSLER (CONT.)			
PHANTOM (MEX)			
2.2L L4 2213cc 135 CID	1992-1994		USEP7012
2.5L L4 2500cc 153 CID	1990		USEP7012
2.5L L4 2500cc 153 CID	1992-1994		USEP7041
PT CRUISER			
2.4L L4 2429cc 148 CID	2005	Dream Cruiser; VIN G; Except for Bosch, Carter, and Delphi	USEP7206
2.4L L4 2429cc 148 CID	2005	GT; Limited; VIN 8, Touring; VIN E, Limited; VIN B; Except for Bosch, Carter, and Delphi	USEP7207
2.4L L4 2429cc 148 CID	2006-2007	GT; Limited; Touring; VIN E, VIN B, VIN X; Except for Bosch, Carter, and Delphi	USEP7207
2.4L L4 2429cc 148 CID	2006	Naturally Aspirated; Street Cruiser; VIN B; Except for Bosch, Carter, and Delphi	USEP7207
2.4L L4 2429cc 148 CID	2008	Base; LX; Touring; EDZ Desig.; Except for Bosch, Carter, and Delphi	USEP7207
2.4L L4 2429cc 148 CID	2008	Limited; Touring; Except for Bosch, Carter, and Delphi	USEP7207
2.4L L4 2429cc 148 CID	2009	EDZ Desig.; LX; Touring; VIN 9, Limited; VIN 8; Except for Bosch, Carter, and Delphi	USEP7207
SEBRING			
2.0L L4 1996cc 122 CID	1995-1999	LX; VIN Y	USEP8229
2.0L L4 1996cc 122 CID	1996-1998	ECF Desig.; LX; VIN Y	USEP8229
2.4L L4 2351cc	2001-2003	LX; VIN G	USEP8455
2.4L L4 2351cc	2004	Base; VIN G	USEP8455
2.4L L4 2351cc	2005	Base; VIN G	USEP8456
2.5L V6 2497cc 152 CID	1995	LX; LX; VIN N	USEP8229
2.5L V6 2497cc 152 CID	1996-1998	EEB Desig.; JX; LX, JX; LX; VIN H, VIN N	USEP8229
2.5L V6 2497cc 152 CID	1999-2000	JX; VIN H, LX; LX; VIN N	USEP8229
3.0L V6 2972cc 181 CID	2001	LX; VIN H	USEP8456
3.0L V6 2972cc 181 CID	2002		USEP8456
3.0L V6 2972cc 181 CID	2004-2005	Limited; VIN H	USEP8456
SHADOW (MEX)			
2.2L L4 2212cc	1989-1991		USEP7041
2.5L L4 2507cc 153 CID	1991-1994		USEP7041
3.0L V6 2966cc	1992		USEP7041
SPIRIT			
2.5L L4 2500cc 153 CID	1990	Left; Sold in Mexico	USEP7012
2.5L L4 2500cc 153 CID	1991	Sold in Mexico	USEP7041
SPIRIT (MEX)			
2.5L L4 2507cc 153 CID	1989-1990		USEP7012
2.5L L4 2507cc 153 CID	1991-1995		USEP7041
3.0L V6 2966cc	1991-1992		USEP7041
TOWN & COUNTRY			
3.3L V6 3301cc 201 CID	1991		USEP7041
3.3L V6 3301cc 201 CID	1993	FWD	USEP7041
3.3L V6 3301cc 201 CID	2004	Base; VIN R	USEP7221
3.3L V6 3301cc 201 CID	2005		USEP7221
3.3L V6 3301cc 201 CID	2006-2007	Base; LX; VIN R	USEP7221
3.8L V6 230 CID	2004	Touring; VIN L	USEP7221
3.8L V6 230 CID	2005		USEP7221
3.8L V6 230 CID	2006-2007	Limited; Touring; VIN L	USEP7221
VOLARE (MEX)			
3.7L V6 3700cc	1986-1989		USEP8004
VOYAGER			
3.3L V6 3301cc 201 CID	1995	Sold in Mexico	USEP7097
3.3L V6 3301cc 201 CID	1996	Sold in Mexico	USEP7041
3.3L V6 3301cc 201 CID	2005-2008	Mini Passenger Van	USEP7221
VOYAGER (MEX)			
3.3L V6 3294cc	1993-2006		USEP7041
3.3L V6 3294cc	1995-2002		USEP7097
3.3L V6 3294cc	2005-2007		USEP7221
3.3L V6 3294cc	2008	Without stow and go seats, With stow and go seats	USEP7221
DAEWOO			
LEGANZA			
2.2L L4 2200cc 134 CID	1999-2002		USEP12021

Engine	Years	Application Description	USMW
DAIHATSU			
CHARADE			
1.0L L3 993cc 61 CID	1988	CLS, CLX, CSX	USEP8023
1.0L L3 993cc 61 CID	1989	CES; CLS; CLX	USEP8023
1.0L L3 993cc 61 CID	1990-1992	SE; VIN 0	USEP8023
1.0L L3 993cc 61 CID	1990	SX; VIN 0	USEP8023
1.3L L4 1295cc 79 CID	1989	CLS; CLX; VIN 2	USEP8023
1.3L L4 1295cc 79 CID	1990-1992	SE; SX; VIN 2	USEP8023
ROCKY			
1.6L L4 1589cc	1990-1992	SE, SX; External Pump	USEP8000
DODGE			
600			
2.2L L4 135 CID	1985	ES; SE; VIN D	USEP7031
ARIES			
2.2L L4 135 CID	1985	Base; LE; SE; VIN D	USEP7031
ATOS			
1.0L L4 1000cc 61 CID	2001-2004	Sold in Mexico	USEP12020
1.1L L4 1086cc 66 CID	2005-2010	Sold in Mexico	USEP12020
ATOS (MEX)			
1.0L L4 999cc 61 CID	2001-2004		USEP12020
1.1L L4 1100cc	2005-2010		USEP12020
ATTITUDE			
1.4L L4 1399cc 85 CID	2006-2010	Sold in Mexico	USEP8335
ATTITUDE (MEX)			
1.4L L4 1388cc	2006-2009		USEP8335
1.6L L4 1598cc 98 CID	2006-2009		USEP12026
ATTITUDE GL (MEX)			
1.4L L4 1388cc	2010		USEP8335
AVENGER			
2.0L L4 1996cc 122 CID	1995	Base; VIN Y	USEP8229
2.0L L4 1996cc 122 CID	1996-1998	Base; ES; VIN Y	USEP8229
2.0L L4 1996cc 122 CID	1999		USEP8229
2.5L V6 2497cc 152 CID	1995-1996	EEB Desig.; ES; VIN N	USEP8229
2.5L V6 2497cc 152 CID	1997-1998	Base; ES; VIN N	USEP8229
2.5L V6 2497cc 152 CID	1999-2000		USEP8229
B150			
3.9L V6 3906cc 239 CID	1988-1990		USEP7018
3.9L V6 3906cc 239 CID	1991-1993		USEP7049
3.9L V6 3906cc 239 CID	1994	VIN X; 22 Gallon Fuel Tank	USEP7063
3.9L V6 3906cc 239 CID	1994	VIN X; 35 Gallon Fuel Tank	USEP7063
5.2L V8 5211cc 318 CID	1988-1990		USEP7018
5.2L V8 5211cc 318 CID	1991-1993		USEP7049
5.2L V8 5211cc 318 CID	1994	VIN Y; 22 Gallon Fuel Tank	USEP7063
5.2L V8 5211cc 318 CID	1994	VIN Y; 35 Gallon Fuel Tank	USEP7063
B1500			
3.9L V6 3906cc 239 CID	1995	VIN X; 22 Gallon Fuel Tank	USEP7063
3.9L V6 3906cc 239 CID	1995	VIN X; 35 Gallon Fuel Tank	USEP7063
5.2L V8 5211cc 318 CID	1995	VIN Y; 22 Gallon Fuel Tank	USEP7063
5.2L V8 5211cc 318 CID	1995	VIN Y; 35 Gallon Fuel Tank	USEP7063
B250			
3.9L V6 3906cc 239 CID	1988	FJ; VIN X	USEP7018
3.9L V6 3906cc 239 CID	1989-1990		USEP7018
3.9L V6 3906cc 239 CID	1991-1993		USEP7049
3.9L V6 3906cc 239 CID	1994	VIN X; 22 Gallon Fuel Tank	USEP7063
3.9L V6 3906cc 239 CID	1994	VIN X; 35 Gallon Fuel Tank	USEP7063
5.2L V8 5211cc 318 CID	1988	FJ; VIN Y	USEP7018
5.2L V8 5211cc 318 CID	1989-1990		USEP7018
5.2L V8 5211cc 318 CID	1991-1992		USEP7049
5.2L V8 5211cc 318 CID	1993	VIN Y	USEP7049
5.2L V8 5211cc 318 CID	1994	VIN Y; 22 Gallon Fuel Tank	USEP7063
5.2L V8 5211cc 318 CID	1994	VIN Y; 35 Gallon Fuel Tank	USEP7063
5.9L V8 5899cc 360 CID	1989-1990		USEP7018
5.9L V8 5899cc 360 CID	1991		USEP7049
5.9L V8 5899cc 360 CID	1992	VIN Z; 22 Gallon Fuel Tank	USEP7049
5.9L V8 5899cc 360 CID	1993	22 Gallon Fuel Tank	USEP7049
B2500			
3.9L V6 3906cc 239 CID	1995	VIN X; 22 Gallon Fuel Tank	USEP7063

Engine	Years	Application Description	USMW
DODGE (CONT.)			
B2500 (CONT.)			
3.9L V6 3906cc 239 CID	1995	VIN X; 35 Gallon Fuel Tank	USEP7063
5.2L V8 5211cc 318 CID	1995	VIN Y; 22 Gallon Fuel Tank	USEP7063
5.2L V8 5211cc 318 CID	1995	VIN Y; 35 Gallon Fuel Tank	USEP7063
5.9L V8 5899cc 360 CID	1995	22 Gallon Fuel Tank	USEP7063
5.9L V8 5899cc 360 CID	1995	35 Gallon Fuel Tank	USEP7063
B350			
5.2L V8 5211cc 318 CID	1988	FI; VIN Y	USEP7018
5.2L V8 5211cc 318 CID	1989-1990		USEP7018
5.2L V8 5211cc 318 CID	1991-1992		USEP7049
5.2L V8 5211cc 318 CID	1993	VIN Y	USEP7049
5.2L V8 5211cc 318 CID	1994	VIN Y; 22 Gallon Fuel Tank	USEP7063
5.2L V8 5211cc 318 CID	1994	VIN Y; 35 Gallon Fuel Tank	USEP7063
5.9L V8 5899cc 360 CID	1989-1990		USEP7018
5.9L V8 5899cc 360 CID	1991		USEP7049
5.9L V8 5899cc 360 CID	1992	VIN Z; 22 Gallon Fuel Tank	USEP7049
5.9L V8 5899cc 360 CID	1993	22 Gallon Fuel Tank	USEP7049
B3500			
5.2L V8 5211cc 318 CID	1995	VIN Y; 22 Gallon Fuel Tank	USEP7063
5.2L V8 5211cc 318 CID	1995	VIN Y; 35 Gallon Fuel Tank	USEP7063
5.9L V8 5899cc 360 CID	1995	22 Gallon Fuel Tank	USEP7063
5.9L V8 5899cc 360 CID	1995	35 Gallon Fuel Tank	USEP7063
CALIBER			
2.4L L4 2360cc 144 CID	2007	R/T; VIN K	USEP8450
2.4L L4 2360cc 144 CID	2008	Naturally Aspirated; R/T; VIN K	USEP8450
CARAVAN			
2.4L L4 2429cc 148 CID	2004-2007	SE; VIN B	USEP7221
2.5L L4 2507cc 153 CID	1991-1992	Base, C/V, ES, SE, VIN K	USEP7041
2.5L L4 2507cc 153 CID	1991	LE, LE; VIN K	USEP7041
2.5L L4 2507cc 153 CID	1993	Base; C/V, SE; VIN K	USEP7041
3.0L V6 2972cc 181 CID	1991	C/V, ES, LE, SE, VIN 3	USEP7041
3.0L V6 2972cc 181 CID	1992-1993	Base, C/V, ES, LE, SE, VIN 3	USEP7041
3.0L V6 2972cc 181 CID	1993	C/V; ES; LE; VIN 3	USEP7041
3.0L V6 2972cc 181 CID	1996	SE; VIN 3	USEP7041
3.0L V6 2972cc 181 CID	1997	Base; SE; VIN 3	USEP7041
3.3L V6 3301cc 201 CID	1991-1992	Base, C/V, ES, LE, SE; VIN R	USEP7041
3.3L V6 3301cc 201 CID	1993	Base, C/V, ES, LE, SE, VIN R	USEP7041
3.3L V6 3301cc 201 CID	1993	C/V; ES; LE; SE; VIN R	USEP7041
3.3L V6 3301cc 201 CID	1997	Base; FI; VIN R	USEP7041
3.3L V6 3301cc 201 CID	2004	SXT; VIN R	USEP7221
3.3L V6 3301cc 201 CID	2005	C/V; FLEX; SXT; VIN E, VIN R	USEP7221
3.3L V6 3301cc 201 CID	2006-2007	Base; SE; SXT; FLEX; VIN R	USEP7221
3.3L V6 3301cc 201 CID	2007	SE; VIN R, SE; VIN R	USEP7221
CHARGER			
2.2L L4 135 CID	1985-1987	FI; Shelby; VIN E; External Pump	USEP7052
2.2L L4 135 CID	1985-1987	FI; Shelby; VIN E; In Tank Pump	USEP7359
COLT			
1.5L L4 1468cc 90 CID	1988	DL; FI; VIN P; 2 inch pump diameter	USEP3222
1.5L L4 1468cc 90 CID	1989-1990	Base; DL; GT; VIN X	USEP8023
1.5L L4 1468cc 90 CID	1989	E; FI; VIN X	USEP8023
1.5L L4 1468cc 90 CID	1990	FI; GL; VIN X	USEP8023
1.5L L4 1468cc 90 CID	1991-1993	Base; VIN A, GL	USEP8229
1.5L L4 1468cc 90 CID	1994	Base; VIN A	USEP8229
1.5L L4 1468cc 90 CID	1994	ES; VIN A	USEP8229
1.6L L4 1597cc 98 CID	1985-1986	DL; Premier; VIN F; 2 inch pump diameter	USEP3222
1.6L L4 1597cc 98 CID	1987-1988	FI; Premier; VIN F; 2 inch pump diameter	USEP3222
1.6L L4 1597cc 98 CID	1989	FI; GT; VIN Z	USEP8023
1.6L L4 1597cc 98 CID	1990	FI; GT; VIN Y	USEP8023
1.8L L4 1754cc 107 CID	1989-1990	DL; FI; VIN T; 2 inch pump diameter	USEP3222
1.8L L4 1834cc 112 CID	1993	GL; VIN C	USEP8229
1.8L L4 1834cc 112 CID	1994	Base; ES; VIN C	USEP8229
2.0L L4 1997cc 122 CID	1988	Vista; VIN D; 2 inch pump diameter	USEP3222
2.0L L4 1997cc 122 CID	1989-1990	Vista; VIN V; 2 inch pump diameter	USEP3222
2.0L L4 1997cc 122 CID	1991	4WD; FWD; VIN V; Vista; 2 inch pump diameter	USEP3222
CONQUEST			
2.6L L4 2555cc 156 CID	1985-1986	External Pump	USEP8000

Engine	Years	Application Description	USMW
D100			
3.9L V6 3906cc 239 CID	1988	FI; VIN X	USEP7018
3.9L V6 3906cc 239 CID	1989		USEP7018
5.2L V8 5211cc 318 CID	1988	FI; VIN Y	USEP7018
5.2L V8 5211cc 318 CID	1989		USEP7018
D150			
3.9L V6 3906cc 239 CID	1988	FI; VIN X	USEP7018
3.9L V6 3906cc 239 CID	1989		USEP7018
3.9L V6 3906cc 239 CID	1990	Base; S; VIN X	USEP7018
3.9L V6 3906cc 239 CID	1991	Base; S; VIN X	USEP7047
3.9L V6 3906cc 239 CID	1992-1993		USEP7047
5.2L V8 5211cc 318 CID	1988	FI; VIN Y	USEP7018
5.2L V8 5211cc 318 CID	1989		USEP7018
5.2L V8 5211cc 318 CID	1990	Base; S; VIN Y	USEP7018
5.2L V8 5211cc 318 CID	1991	Base; S; Base; S; VIN Y	USEP7047
5.2L V8 5211cc 318 CID	1992-1993		USEP7047
5.9L V8 5899cc 360 CID	1989		USEP7018
5.9L V8 5899cc 360 CID	1990	Base; VIN Z	USEP7018
5.9L V8 5899cc 360 CID	1991	Base; VIN Z	USEP7047
5.9L V8 5899cc 360 CID	1993	VIN Z, Exc.30 Gallon Fuel Tank (Exc.34 Gallon Fuel Tank)	USEP7047
5.9L V8 5899cc 360 CID	1993	VIN Z; 30 Gallon Fuel Tank	USEP7064
5.9L V8 5899cc 360 CID	1993	VIN Z; 34 Gallon Fuel Tank	USEP7064
D250			
3.9L V6 3906cc 239 CID	1988	FI; VIN X	USEP7018
3.9L V6 3906cc 239 CID	1989-1990	Naturally Aspirated; VIN X	USEP7018
3.9L V6 3906cc 239 CID	1991-1993	Naturally Aspirated; VIN X	USEP7047
5.2L V8 5211cc 318 CID	1988	FI; VIN Y	USEP7018
5.2L V8 5211cc 318 CID	1989-1990	Naturally Aspirated; VIN Y	USEP7018
5.2L V8 5211cc 318 CID	1991-1993	Naturally Aspirated; VIN Y	USEP7047
5.9L V8 5899cc 360 CID	1989-1990	Naturally Aspirated; VIN 5, VIN Z	USEP7018
5.9L V8 5899cc 360 CID	1991-1992	Naturally Aspirated; VIN Z	USEP7047
5.9L V8 5899cc 360 CID	1991	Naturally Aspirated; VIN 5	USEP7047
5.9L V8 5899cc 360 CID	1993	Naturally Aspirated; 30 Gallon Fuel Tank	USEP7064
5.9L V8 5899cc 360 CID	1993	Naturally Aspirated; 34 Gallon Fuel Tank	USEP7064
5.9L V8 5899cc 360 CID	1993	Naturally Aspirated; VIN 5, Exc.30 Gallon Fuel Tank (Exc.34 Gallon Fuel Tank)	USEP7047
5.9L V8 5899cc 360 CID	1993	Naturally Aspirated; VIN 5; 30 Gallon Fuel Tank	USEP7064
5.9L V8 5899cc 360 CID	1993	Naturally Aspirated; VIN 5; 34 Gallon Fuel Tank	USEP7064
D350			
3.7L L6 3687cc 225 CID	1982-1987	Sold in Mexico	USEP8004
3.7L V6 3700cc	1980		USEP8004
5.9L V8 5899cc 360 CID	1989-1990	Naturally Aspirated; VIN 5, VIN Z	USEP7018
5.9L V8 5899cc 360 CID	1991-1992	Naturally Aspirated; VIN 5, VIN Z	USEP7047
5.9L V8 5899cc 360 CID	1993	Naturally Aspirated; 30 Gallon Fuel Tank	USEP7064
5.9L V8 5899cc 360 CID	1993	Naturally Aspirated; 34 Gallon Fuel Tank	USEP7064
5.9L V8 5899cc 360 CID	1993	Naturally Aspirated; VIN 5, Exc.30 Gallon Fuel Tank (Exc.34 Gallon Fuel Tank)	USEP7047
5.9L V8 5899cc 360 CID	1993	Naturally Aspirated; VIN 5; 30 Gallon Fuel Tank	USEP7064
5.9L V8 5899cc 360 CID	1993	Naturally Aspirated; VIN 5; 34 Gallon Fuel Tank	USEP7064
DAKOTA			
2.5L L4 2507cc 153 CID	1989	Sport; VIN G	USEP7018
2.5L L4 2507cc 153 CID	1990	SE; VIN G	USEP7018
2.5L L4 2507cc 153 CID	1994	VIN G; 15 Gallon Fuel Tank	USEP7062
2.5L L4 2507cc 153 CID	1994	VIN G; 22 Gallon Fuel Tank	USEP7062
2.5L L4 2507cc 153 CID	1995	VIN G; 15 Gallon Fuel Tank	USEP7050
2.5L L4 2507cc 153 CID	1995	VIN G; 22 Gallon Fuel Tank	USEP7050
2.5L L4 2507cc 153 CID	1997	VIN P; 22 Gallon Fuel Tank	USEP7094
2.5L L4 2507cc 153 CID	1997	VIN P; 22 Gallon Fuel Tank	USEP7116
2.5L L4 2507cc 153 CID	1998-1999	Sport; VIN P; 22 Gallon Fuel Tank	USEP7094
2.5L L4 2507cc 153 CID	1998-1999	Sport; VIN P22 Gallon Fuel Tank	USEP7116
2.5L L4 2507cc 153 CID	2000-2001	Sport; VIN P; 22 Gallon Fuel Tank	USEP7116

**APPLICATIONS
KITS**

Engine	Years	Application Description	USMW
DODGE (CONT.)			
DAKOTA (CONT.)			
2.5L L4 2507cc 153 CID	2000	Sport; VIN P; 24 Gallon Fuel Tank	USEP7116
2.5L L4 2507cc 153 CID	2002		USEP7116
3.7L V6 226 CID	2005	VIN K; Except for Bosch, Carter, and Delphi	USEP7206
3.7L V6 226 CID	2006	Laramie; SLT; ST; VIN K; Except for Bosch, Carter, and Delphi	USEP7206
3.7L V6 226 CID	2007	Laramie; VIN K; Except for Bosch, Carter, and Delphi	USEP7206
3.7L V6 226 CID	2007	SLT; ST; Except for Bosch, Carter, and Delphi	USEP7206
3.7L V6 226 CID	2008	SLT; ST; TRX4; Except for Bosch, Carter, and Delphi	USEP7206
3.7L V6 226 CID	2008	Sport; SXT; TRX; Except for Bosch, Carter, and Delphi	USEP7206
3.7L V6 226 CID	2009	Big Horn; Lone Star; Except for Bosch, Carter, and Delphi	USEP7206
3.7L V6 226 CID	2009	ST; VIN K; TRX4; VIN K; Except for Bosch, Carter, and Delphi	USEP7206
3.9L V6 3906cc 239 CID	1988	FI; Sport; VIN X	USEP7018
3.9L V6 3906cc 239 CID	1989-1990	SE; Sport; VIN X	USEP7018
3.9L V6 3906cc 239 CID	1994-1995	VIN X; 15 Gallon Fuel Tank	USEP7062
3.9L V6 3906cc 239 CID	1994-1995	VIN X; 22 Gallon Fuel Tank	USEP7062
3.9L V6 3906cc 239 CID	1997	VIN X; 22 Gallon Fuel Tank	USEP7094
3.9L V6 3906cc 239 CID	1997	VIN X; 22 Gallon Fuel Tank	USEP7116
3.9L V6 3906cc 239 CID	1998-1999	Sport; VIN X; Sport; 22 Gallon Fuel Tank	USEP7116
3.9L V6 3906cc 239 CID	1998-1999	Sport; VIN X; 22 Gallon Fuel Tank	USEP7094
3.9L V6 3906cc 239 CID	2000-2001	Sport; VIN X; 22 Gallon Fuel Tank	USEP7116
3.9L V6 3906cc 239 CID	2000	Sport; VIN X; 24 Gallon Fuel Tank	USEP7116
3.9L V6 3906cc 239 CID	2002	Extended Cab Pickup; Standard Cab Pickup; Exc. Quad Cab	USEP7116
3.9L V6 3906cc 239 CID	2003	Extended Cab Pickup; Sport; Standard Cab Pickup; VIN X; (22 Gallon Fuel Tank)	USEP7116
4.7L V8 4670cc 285 CID	2002	Extended Cab Pickup; Standard Cab Pickup; VIN N; Exc. Quad Cab	USEP7116
4.7L V8 4670cc 285 CID	2003	Extended Cab Pickup; Sport; Standard Cab Pickup; VIN N; (22 Gallon Fuel Tank)	USEP7116
4.7L V8 4670cc 285 CID	2005	VIN J; VIN N; Except for Bosch, Carter, and Delphi	USEP7206
4.7L V8 4670cc 285 CID	2006	Laramie; Laramie; SLT; ST; VIN N; Except for Bosch, Carter, and Delphi	USEP7206
4.7L V8 4670cc 285 CID	2007	FLEX; Laramie; VIN P; SLT; VIN N; Except for Bosch, Carter, and Delphi	USEP7206
4.7L V8 4670cc 285 CID	2007	FLEX; SLT; VIN P; FLEX; ST; VIN P; Laramie; SLT; ST; VIN N; Except for Bosch, Carter, and Delphi	USEP7206
4.7L V8 4670cc 285 CID	2008	Laramie; SLT; TRX4; Sport; SXT; TRX; VIN N; Except for Bosch, Carter, and Delphi	USEP7206
4.7L V8 4670cc 285 CID	2008	SLT; VIN N; Except for Bosch, Carter, and Delphi	USEP7206
4.7L V8 4670cc 285 CID	2009	Big Horn; Lone Star; FLEX; TRX4; VIN P; Except for Bosch, Carter, and Delphi	USEP7206
4.7L V8 4670cc 285 CID	2009	FLEX; Laramie; VIN P; Except for Bosch, Carter, and Delphi	USEP7206
4.7L V8 4703cc 287 CID	2000-2001	Sport; 22 Gallon Fuel Tank	USEP7116
4.7L V8 4703cc 287 CID	2000	Sport; VIN N; 24 Gallon Fuel Tank	USEP7116
5.2L V8 5211cc 318 CID	1989	Shelby; VIN Y	USEP7018
5.2L V8 5211cc 318 CID	1990	SE; VIN Y	USEP7018
5.2L V8 5211cc 318 CID	1994-1995	VIN Y; 15 Gallon Fuel Tank	USEP7062
5.2L V8 5211cc 318 CID	1994-1995	VIN Y; 22 Gallon Fuel Tank	USEP7062
5.2L V8 5211cc 318 CID	1997	VIN Y; 22 Gallon Fuel Tank	USEP7094
5.2L V8 5211cc 318 CID	1997	VIN Y; 22 Gallon Fuel Tank	USEP7116
5.2L V8 5211cc 318 CID	1998-1999	Sport; 22 Gallon Fuel Tank	USEP7116
5.2L V8 5211cc 318 CID	1998-1999	Sport; VIN Y; 22 Gallon Fuel Tank	USEP7094
5.9L V8 5899cc 360 CID	1998-1999	R/T; 22 Gallon Fuel Tank	USEP7094
5.9L V8 5899cc 360 CID	1998-1999	R/T; R/T; 22 Gallon Fuel Tank	USEP7116
5.9L V8 5899cc 360 CID	2000-2001	Sport; 22 Gallon Fuel Tank	USEP7116

Engine	Years	Application Description	USMW
5.9L V8 5899cc 360 CID	2000	Sport; 24 Gallon Fuel Tank	USEP7116
5.9L V8 5899cc 360 CID	2002	Extended Cab Pickup; Standard Cab Pickup; Exc. Quad Cab	USEP7116
5.9L V8 5899cc 360 CID	2003	Extended Cab Pickup; Sport; Standard Cab Pickup; (22 Gallon Fuel Tank)	USEP7116
DART			
2.2L L4 2213cc 135 CID	1983-1987	Sold in Mexico	USEP3127
3.7L L6 3687cc 225 CID	1977	Sold in Mexico	USEP8004
DART (MEX)			
3.7L V6 3700cc	1977-1982		USEP8004
DART K (MEX)			
2.2L L4 2200cc 134 CID	1983-1989		USEP3127
DAYTONA			
2.2L L4 135 CID	1984		USEP7012
2.2L L4 135 CID	1985	Base; VIN D	USEP7031
2.2L L4 135 CID	1992-1993	Iroc R/T; VIN A	USEP7041
2.5L L4 2507cc 153 CID	1991-1992	Base; ES; Iroc; VIN J	USEP7041
2.5L L4 2507cc 153 CID	1991	Base; ES; Iroc; Shelby; VIN J; Except for Bosch, Carter, and Delphi	USEP7040
2.5L L4 2507cc 153 CID	1991	Shelby; VIN J	USEP7041
2.5L L4 2507cc 153 CID	1993	Base; ES; VIN K	USEP7041
3.0L V6 2972cc 181 CID	1991-1993	Base; ES; Iroc; VIN 3	USEP7041
3.0L V6 2972cc 181 CID	1991	Base; ES; VIN 3; Except for Bosch, Carter, and Delphi	USEP7040
DURANGO			
4.7L V8 4703cc 287 CID	2000		USEP7117
DYNASTY			
2.5L L4 2507cc 153 CID	1988	Base; LE; VIN K	USEP7012
2.5L L4 2507cc 153 CID	1991-1993	Base; VIN K	USEP7041
2.5L L4 2507cc 153 CID	1991	Base; VIN K; Except for Bosch, Carter, and Delphi	USEP7040
3.0L V6 2972cc 181 CID	1988	Base; LE; VIN 3	USEP7012
3.0L V6 2972cc 181 CID	1991-1993	Base; LS; Base; LS; VIN 3	USEP7041
3.0L V6 2972cc 181 CID	1991	Base; LS; VIN 3; Except for Bosch, Carter, and Delphi	USEP7040
3.3L V6 3301cc 201 CID	1991-1993	Base; LS; VIN R	USEP7041
3.3L V6 3301cc 201 CID	1991	Base; LS; VIN R; Except for Bosch, Carter, and Delphi	USEP7040
GRAND CARAVAN			
3.0L V6 2972cc 181 CID	1992	Base; ES; SE; VIN 3	USEP7041
3.0L V6 2972cc 181 CID	1993	ES; FWD; VIN 3	USEP7041
3.0L V6 2972cc 181 CID	1997	Base; SE; VIN 3	USEP7041
3.3L V6 3301cc 201 CID	1991	FWD; LE; FWD; SE	USEP7041
3.3L V6 3301cc 201 CID	1992-1993	ES; LE; SE; FWD; VIN R	USEP7041
3.3L V6 3301cc 201 CID	1993	ES; FWD; VIN R	USEP7041
3.3L V6 3301cc 201 CID	2004	SE; VIN R	USEP7221
3.3L V6 3301cc 201 CID	2005	VIN R	USEP7221
3.3L V6 3301cc 201 CID	2006-2007	Base; SE; VIN E; FLEX; VIN R	USEP7221
3.8L V6 230 CID	2004	Anniversary Edition; VIN L	USEP7221
3.8L V6 230 CID	2005	VIN L	USEP7221
3.8L V6 230 CID	2006-2007	SXT; VIN L	USEP7221
H-100 (MEX)			
2.4L L4 2351cc	2003-2005		USEP8335
JOURNEY R/T (MEX)			
3.6L V6 3604cc 220 CID	2011		USEP2518
JOURNEY R/T 2WD (MEX)			
3.6L V6 3604cc 220 CID	2012-2013		USEP2518
3.6L V6 3605cc	2014		USEP2518
JOURNEY SE (MEX)			
2.4L L4 2360cc 144 CID	2011		USEP2518
JOURNEY SXT (MEX)			
2.4L L4 2360cc 144 CID	2011		USEP2518
3.6L V6 3604cc 220 CID	2011		USEP2518
JOURNEY SXT 2WD (MEX)			
3.6L V6 3604cc 220 CID	2012		USEP2518
LANCER			
2.2L L4 135 CID	1985	Naturally Aspirated; VIN D	USEP7031

Engine	Years	Application Description	USMW
DODGE (CONT.)			
MAGNUM			
2.2L L4 2213cc 135 CID	1983	Sold in Mexico	USEP2486
MONACO			
3.0L V6 2972cc 182 CID	1990	ES, LE	USEP7020
NEON			
2.0L L4 1996cc 122 CID	1996	Base; High Line; Sport; Except for Bosch, Carter, and Delphi; Plastic Fuel Tank	USEP7097
2.0L L4 1996cc 122 CID	1997	Base; High Line; Sport; Except for Bosch, Carter, and Delphi	USEP7097
2.0L L4 1996cc 122 CID	1998	ECB Desig.; VIN C, ECC Desig.; VIN Y; Except for Bosch, Carter, and Delphi	USEP7097
2.0L L4 1996cc 122 CID	1999	VIN C, VIN Y; Except for Bosch, Carter, and Delphi	USEP7097
RAIDER			
3.0L V6 2972cc 181 CID	1989	FI; VIN S; 2 inch pump diameter	USEP3222
RAM 1500			
3.9L V6 3906cc 239 CID	1995	VIN X	USEP7094
5.2L V8 5211cc 318 CID	1995	VIN Y	USEP7094
5.9L V8 5899cc 360 CID	1995	VIN Z	USEP7094
RAM 2500			
5.2L V8 5211cc 318 CID	1995	Naturally Aspirated; VIN Y	USEP7094
5.9L L6 5883cc 359 CID	1998-2002	DIESEL; External Pump(Transfer Pump)	USEP7153
5.9L L6 5883cc 359 CID	2003	DIESEL; VIN 6, External Pump(Transfer Pump)	USEP7230
5.9L V8 5899cc 360 CID	1995	Naturally Aspirated; VIN 5, w/ Fleetside Bed, w/ Fleetside Bed, VIN Z	USEP7094
8.0L V10 7990cc 488 CID	1995	Naturally Aspirated; VIN W	USEP7094
RAM 2500 VAN			
5.2L V8 5211cc 318 CID	1998-2001	Sold in Mexico	USEP7093
RAM 3500			
5.9L L6 5883cc 359 CID	1998-2002	DIESEL; External Pump(Transfer Pump)	USEP7153
5.9L L6 5883cc 359 CID	2003	DIESEL; VIN 6, VIN C; External Pump(Transfer Pump)	USEP7230
5.9L V8 5899cc 360 CID	1995	Naturally Aspirated; VIN 5	USEP7094
8.0L V10 7990cc 488 CID	1995	Naturally Aspirated; VIN W	USEP7094
RAM 50			
2.4L L4 2351cc	1990	4WD; SE; LE; VIN W; 2 inch pump diameter	USEP3222
2.4L L4 2351cc	1991	4WD; SE; LE; VIN W	USEP8229
2.4L L4 2351cc	1992-1993	4WD; w/ 105.0 In. Wheelbase, RWD; w/ 105.0 In. Wheelbase, w/ 116.0 In. Wheelbase, SE	USEP8229
3.0L V6 2972cc 181 CID	1990	4WD; SE; LE; VIN S	USEP3222
3.0L V6 2972cc 181 CID	1991	4WD; SE; LE; VIN S	USEP8229
RAMCHARGER			
5.2L V8 5211cc 318 CID	1988	FI; VIN Y	USEP7018
5.2L V8 5211cc 318 CID	1989-1990		USEP7018
5.2L V8 5211cc 318 CID	1991-1993		USEP7048
5.9L V8 5899cc 360 CID	1989-1990		USEP7018
5.9L V8 5899cc 360 CID	1991		USEP7048
5.9L V8 5899cc 360 CID	1999-2000	Sold in Mexico	USEP7093
5.9L V8 5900cc 360 CID	1994-1996	Sold in Mexico	USEP7047
RAMCHARGER (MEX)			
5.9L V8 5900cc 360 CID	1997		USEP7094
SHADOW			
2.2L L4 135 CID	1991-1992	America; High Line; VIN D	USEP7041
2.2L L4 135 CID	1991	America; High Line; VIN D; Except for Bosch, Carter, and Delphi	USEP7040
2.2L L4 135 CID	1993	High Line; VIN D	USEP7041
2.2L L4 135 CID	1994	Base; VIN D	USEP7041
2.5L L4 2507cc 153 CID	1991-1992	ES; High Line; Turbocharged	USEP7041
2.5L L4 2507cc 153 CID	1991	ES; High Line; VIN J; Except for Bosch, Carter, and Delphi	USEP7040
2.5L L4 2507cc 153 CID	1992	America; VIN K	USEP7041
2.5L L4 2507cc 153 CID	1993-1994	ES; VIN K	USEP7041
2.5L L4 2507cc 153 CID	1993	High Line; VIN K	USEP7041
2.5L L4 2507cc 153 CID	1994	Base; VIN K	USEP7041

Engine	Years	Application Description	USMW
3.0L V6 2972cc 181 CID	1992-1994	ES; VIN 3	USEP7041
3.0L V6 2972cc 181 CID	1993	High Line; VIN 3	USEP7041
SPIRIT			
2.2L L4 135 CID	1991	R/T; VIN A; Except for Bosch, Carter, and Delphi	USEP7040
2.2L L4 135 CID	1992	R/T; VIN A,	USEP7041
2.5L L4 2507cc 153 CID	1991-1992	Base; ES; LE; VIN J	USEP7041
2.5L L4 2507cc 153 CID	1991	Base; ES; LE; VIN J; Except for Bosch, Carter, and Delphi	USEP7040
2.5L L4 2507cc 153 CID	1995		USEP7041
3.0L V6 2972cc 181 CID	1991-1992	Base; ES; LE; VIN 3	USEP7041
3.0L V6 2972cc 181 CID	1991	Base; ES; LE; VIN 3; Except for Bosch, Carter, and Delphi	USEP7040
3.0L V6 2972cc 181 CID	1993	ES; High Line; VIN 3	USEP7041
3.0L V6 2972cc 181 CID	1994	VIN 3	USEP7041
3.0L V6 2972cc 181 CID	1995		USEP7041
STEALTH			
3.0L V6 2972cc 181 CID	1991-1992	VR-4, SL; VIN K; VIN J	USEP8229
3.0L V6 2972cc 181 CID	1993-1996	R/T Turbo; R/T; VIN J	USEP8229
3.0L V6 2972cc 181 CID	1993	ES; VIN J	USEP8229
STRATUS			
2.0L L4 1995cc 122 CID	2006	Sold in Mexico	USEP8455
2.0L L4 1996cc 122 CID	1998	Base; ECB Desig.; VIN C	USEP7041
2.0L L4 1996cc 122 CID	2001-2003	Sold in Mexico	USEP8455
2.4L L4 2351cc	2001-2002	SE; VIN G	USEP8455
2.4L L4 2351cc	2003-2005	SXT; VIN G	USEP8455
2.4L L4 2429cc 148 CID	2001-2002	Sold in Mexico	USEP8455
2.4L L4 2429cc 148 CID	2003-2006	SXT; VIN X, Sold in Mexico	USEP8455
2.4L L4 2429cc 148 CID	2004-2005	SXT; SXT; VIN X, Sold in Mexico	USEP8455
2.5L V6 2497cc 152 CID	1998	EEB Desig.; ES; VIN H	USEP7041
3.0L V6 2972cc 181 CID	2001-2002	SE; VIN H	USEP8456
3.0L V6 2972cc 181 CID	2002-2005	R/T; VIN H	USEP8456
STRATUS (MEX)			
2.0L L4 1996cc 122 CID	2006		USEP8455
2.4L L4 2429cc 148 CID	2003-2006		USEP8455
VERNA (MEX)			
1.5L L4 1508cc	2004-2006	Sold in Mexico	USEP8229
1.6L L4 1598cc 98 CID	2004-2006	Sold in Mexico	USEP8229
VIPER			
8.0L V10 7990cc 488 CID	1992-1995		USEP8151
8.0L V10 7990cc 488 CID	1996	Base, GTS	USEP8151
W100			
3.9L V6 3906cc 239 CID	1989		USEP7018
5.2L V8 5211cc 318 CID	1988	FI; VIN Y	USEP7018
5.2L V8 5211cc 318 CID	1989		USEP7018
W150			
3.9L V6 3906cc 239 CID	1989		USEP7018
3.9L V6 3906cc 239 CID	1990	Base; S; VIN X	USEP7018
3.9L V6 3906cc 239 CID	1991	Base; S; VIN X	USEP7047
3.9L V6 3906cc 239 CID	1992-1993		USEP7047
5.2L V8 5211cc 318 CID	1988	FI; VIN Y	USEP7018
5.2L V8 5211cc 318 CID	1989		USEP7018
5.2L V8 5211cc 318 CID	1990	Base; S; VIN Y	USEP7018
5.2L V8 5211cc 318 CID	1991	Base; S; Base; S; VIN Y	USEP7047
5.2L V8 5211cc 318 CID	1992-1993		USEP7047
5.9L V8 5899cc 360 CID	1989		USEP7018
5.9L V8 5899cc 360 CID	1990	Base; VIN Z	USEP7018
5.9L V8 5899cc 360 CID	1991	Base; S; VIN Z	USEP7047
5.9L V8 5899cc 360 CID	1993		USEP7047
W250			
5.2L V8 5211cc 318 CID	1988	FI; VIN Y	USEP7018
5.2L V8 5211cc 318 CID	1989-1990	Naturally Aspirated; VIN Y	USEP7018
5.2L V8 5211cc 318 CID	1991-1993	Naturally Aspirated; VIN Y	USEP7047
5.9L V8 5899cc 360 CID	1989-1990	Naturally Aspirated; VIN 5, VIN Z	USEP7018
5.9L V8 5899cc 360 CID	1991-1993	Naturally Aspirated; VIN 5, VIN Z	USEP7047
5.9L V8 5899cc 360 CID	1992	Naturally Aspirated; VIN Z	USEP7047
W350			
5.9L V8 5899cc 360 CID	1989-1990	Naturally Aspirated; VIN 5, VIN Z	USEP7018

**APPLICATIONS
KITS**

Engine	Years	Application Description	USMW
DODGE (CONT.)			
W350 (CONT.)			
5.9L V8 589cc 360 CID	1991-1993	Naturally Aspirated; VIN 5, VIN Z	USEP7047
EAGLE			
PREMIER			
2.5L L4 150 CID	1988	LX; VIN Z	USEP7020
2.5L L4 150 CID	1989	LX; VIN H	USEP7020
3.0L V6 2972cc 182 CID	1988	ES; LX; VIN J	USEP7020
3.0L V6 2972cc 182 CID	1989	ES; LX; VIN U; Z7X-711 Desig.	USEP7020
3.0L V6 2972cc 182 CID	1990	ES, ES Limited, LX	USEP7020
SUMMIT			
1.5L L4 1468cc 90 CID	1989-1990	DL; LX; VIN X	USEP8023
1.5L L4 1468cc 90 CID	1991	Base, ES	USEP8229
1.5L L4 1468cc 90 CID	1992	Base; VIN A	USEP8229
1.5L L4 1468cc 90 CID	1992	ES; VIN A	USEP8229
1.5L L4 1468cc 90 CID	1993-1994	DL; ES; VIN A	USEP8229
1.5L L4 1468cc 90 CID	1995-1996	DL; ES; VIN A	USEP8229
1.6L L4 1597cc 98 CID	1989-1990	LX; VIN Y	USEP8023
1.8L L4 1834cc 112 CID	1992	4WD; FWD; LX; VIN D	USEP8229
1.8L L4 1834cc 112 CID	1993	Base; Wagon; VIN C	USEP8229
1.8L L4 1834cc 112 CID	1993	Coupe; Sedan; Wagon; DL; ES; DL; VIN C	USEP8229
1.8L L4 1834cc 112 CID	1994	Coupe; Sedan; Wagon; DL; LX; ES; DL; VIN C	USEP8229
1.8L L4 1834cc 112 CID	1995	Coupe; LX; VIN C	USEP8229
1.8L L4 1834cc 112 CID	1995	Coupe; Wagon; Sedan, DL; ES; VIN C	USEP8229
1.8L L4 1834cc 112 CID	1996	Coupe; Sedan; Wagon, DL, LX; VIN C	USEP8229
2.4L L4 2351cc	1992	4WD; FWD; DL; LX; VIN W	USEP8229
2.4L L4 2351cc	1993-1994	Base; DL; LX; VIN G	USEP8229
2.4L L4 2351cc	1995-1996	Base; VIN G	USEP8229
TALON			
1.8L L4 1755cc 107 CID	1993-1994	DL; VIN B	USEP8229
2.0L L4 1997cc 122 CID	1990-1991	TSI; VIN U	USEP8023
2.0L L4 1997cc 122 CID	1992	TSI; VIN R	USEP8229
2.0L L4 1997cc 122 CID	1993-1994	TSI; VIN F	USEP8023
2.0L L4 1997cc 122 CID	1993	ES; VIN E; Exc. Calif	USEP8229
2.0L L4 1997cc 122 CID	1994	ES; VIN E	USEP8229
2.0L L4 1997cc 122 CID	1995	ES; VIN Y	USEP8229
2.0L L4 1997cc 122 CID	1995	TSI; VIN F	USEP8271
2.0L L4 1997cc 122 CID	1996-1997	Base; ES; TSI; VIN F	USEP8271
2.0L L4 1997cc 122 CID	1998	Base; TSI; VIN F	USEP8271
2.0L L4 1997cc 122 CID	1998	ECF Desig.; ES; VIN Y	USEP8229
FIAT			
GRANDE PUNTO			
1.4L L4 1368cc 83 CID	2007-2008	Sold in Mexico	USEP12027
GRANDE PUNTO (MEX)			
1.4L L4 1368cc 83 CID	2007-2008		USEP12027
IDEA			
1.8L L4 1796cc 110 CID	2008	Sold in Mexico	USEP12027
IDEA ADVENTURE (MEX)			
1.8L L4 1796cc 110 CID	2008		USEP12027
PALIO (MEX)			
1.6L L4 1596cc 97 CID	2004-2005		USEP12067
1.8L L4 1796cc 110 CID	2005-2008		USEP12067
PANDA 2WD (MEX)			
1.2L L4 1242cc	2007-2008		USEP12027
PANDA 4WD (MEX)			
1.2L L4 1242cc	2007		USEP12027
STRADA			
1.8L L4 1796cc 110 CID	2007-2008	Sold in Mexico	USEP12067
STRADA ADVENTURE (MEX)			
1.8L L4 1796cc 110 CID	2007-2008		USEP12067
FORD			
AEROSTAR			
2.3L L4 140 CID	1986	FI; VIN A; 1.45 inch pump diameter; External Pump	USEP2000A

Engine	Years	Application Description	USMW
2.3L L4 140 CID	1986	FI; VIN A; 2 inch pump diameter; External Pump	USEP2000
2.3L L4 140 CID	1986	FI; VIN A; From 02/86	USEP2002
2.3L L4 140 CID	1986	VIN A; To 02/86 (Analog Instrument Cluster) (2-Gauge)	USEP2035
2.3L L4 140 CID	1986	VIN A; To 02/86 (Analog Instrument Cluster) (4-Gauge)	USEP2035
2.3L L4 140 CID	1986	VIN A; To 02/86 (Digital Instrument Cluster)	USEP2035
2.3L L4 140 CID	1987	VIN A; 1.45 inch pump diameter; External Pump	USEP2000A
2.3L L4 140 CID	1987	VIN A; 2 inch pump diameter; External Pump	USEP2000
3.0L V6 2986cc 182 CID	1989-1997	In-Line	USEP3526
3.0L V6 2986cc 182 CID	1997	Sold in Canada; Sold in United States	USEP2001
4.0L V6 245 CID	1990-1994	In-Line	USEP3526
4.0L V6 245 CID	1990	VIN X; XLT Plus E4WD	USEP2001
4.0L V6 245 CID	1991-1995	VIN X, In-Line	USEP3526
4.0L V6 245 CID	1993-1997	VIN X; XLT Sport, In-Line	USEP3526
ASPIRE			
1.3L L4 1295cc 79 CID	1994-1995	5 Dr.; 3 Dr., Base, SE	USEP2111
1.3L L4 1295cc 79 CID	1996-1997	5 Dr., 3 Dr.	USEP2111
B150 1/2 TON (MEX)			
5.0L V8 5000cc	1985		USEP2001
BRONCO			
4.9L L6 4917cc 300 CID	1987	FI; Sold in Canada; FI; Sold in United States; VIN Y; 1.45 inch pump diameter; External Pump	USEP2000A
4.9L L6 4917cc 300 CID	1989	Sold in Canada; Sold in United States; 2 inch pump diameter; External Pump	USEP2000
5.0L V8 302 CID	1985-1986	FI; FI; VIN N	USEP2484
5.0L V8 302 CID	1985-1987	FI; VIN N; 1.45 inch pump diameter; External Pump	USEP2000A
5.0L V8 302 CID	1985-1987	FI; VIN N; 2 inch pump diameter; External Pump	USEP2000
5.0L V8 302 CID	1987	FI; VIN N	USEP2484
5.0L V8 302 CID	1988-1989	VIN N; 1.45 inch pump diameter; External Pump	USEP2000A
5.0L V8 302 CID	1988-1989	VIN N; 2 inch pump diameter; External Pump	USEP2000
5.0L V8 302 CID	1988-1989		USEP2484
5.8L V8 5752cc 351 CID	1988-1989	VIN H; 1.45 inch pump diameter; External Pump	USEP2000A
5.8L V8 5752cc 351 CID	1988-1989	VIN H; 2 inch pump diameter; External Pump	USEP2000
5.8L V8 5752cc 351 CID	1988-1989		USEP2484
BRONCO II			
2.9L V6 177 CID	1986-1989	1.45 inch pump diameter; External Pump	USEP2000A
2.9L V6 177 CID	1986-1989	2 inch pump diameter; External Pump	USEP2000
CONTOUR			
2.0L L4 1989cc 121 CID	1997-1998	Base; BI-FUEL; GL; LX; VIN 3; Fuel Tank Concern	USEP2373
2.0L L4 1989cc 121 CID	1997	Base; BI-FUEL; GL; LX; VIN 3; Exc. Fuel Tank Concern	USEP2373
2.0L L4 1989cc 121 CID	1998	Base; BI-FUEL; GL; Exc. Fuel Tank Concern (To 02/09/98)	USEP2373
2.0L L4 1989cc 121 CID	1998	BI-FUEL; LX; SE; From 02/09/98	USEP2372
2.0L L4 1989cc 121 CID	1998	BI-FUEL; LX; SE; To 02/09/98	USEP2373
2.0L L4 1989cc 121 CID	1998	GL; LX; Base; BI-FUEL; GL; Exc. Fuel Tank Concern (From 02/09/98)	USEP2372
2.0L L4 1989cc 121 CID	1998	GL; LX; VIN 3; Exc. Fuel Tank Concern (From 02/09/98)	USEP2372
2.0L L4 1989cc 121 CID	1998	GL; LX; VIN 3; Exc. Fuel Tank Concern (To 02/09/98)	USEP2373
2.0L L4 1989cc 121 CID	1999-2000	In-Tank; From 05/03/99	USEP2390
2.0L L4 1989cc 121 CID	1999	BI-FUEL; SE; VIN 3	USEP2372
2.5L V6 2450cc 155 CID	1997-1998	GL; LX; SE; VIN L; Fuel Tank Concern	USEP2373
2.5L V6 2450cc 155 CID	1997	GL; LX; SE; Sport; VIN L; Exc. Fuel Tank Concern	USEP2373
2.5L V6 2450cc 155 CID	1997	Sport; VIN L; Fuel Tank Concern	USEP2373

Engine	Years	Application Description	USMW
FORD (CONT.)			
CONTOUR (CONT.)			
2.5L V6 2450cc 155 CID	1998	SVT; VIN G; Fuel Tank Concern	USEP2373
2.5L V6 2450cc 155 CID	1999-2000	In-Tank; From 05/03/99	USEP2390
2.5L V6 2450cc 155 CID	1999	SE; SVT; VIN L, VIN G	USEP2372
2.5L V6 2540cc 155 CID	1997-1999	Sold in Mexico; Except for Bosch, Carter, and Delphi	USEP2226
2.5L V6 2540cc 155 CID	1999-2000	In-Tank; From 05/03/99	USEP2390
COUGAR			
3.8L V6 232 CID	1985-1988	Sold in Mexico	USEP2001
3.8L V6 3797cc 232 CID	1990-1993		USEP2044
3.8L V6 3797cc 232 CID	1994	Sold in Mexico	USEP2044
COUGAR (MEX)			
3.8L V6 3800cc 231 CID	1985-1988		USEP2001
3.8L V6 3800cc 231 CID	1989		USEP2044
3.8L V6 3802cc	1989-1996		USEP2044
COUNTRY SQUIRE			
5.0L V8 302 CID	1987-1991		USEP2182
COURIER			
1.6L L4 1598cc 98 CID	2001	Sold in Mexico; Standard Cab Pickup	USEP12087
1.6L L4 1598cc 98 CID	2002	Sold in Mexico	USEP12087
1.6L L4 1600cc 98 CID	2003-2005	Sold in Mexico	USEP2229
1.6L L4 1600cc 98 CID	2006	Left; Sold in Mexico	USEP2226
1.8L L4 110 CID	1972-1978	In-Line	USEP8016SP
1.8L L4 110 CID	1979	In-Line	USEP2019
1.8L L4 1796cc 110 CID	1972-1974	In-Line	USEP2014
2.0L L4 1989cc 122 CID	1979-1982	In-Line	USEP2019
2.3L L4 140 CID	1977-1978	In-Line	USEP8016SP
2.3L L4 140 CID	1979-1982	In-Line	USEP2019
COURIER (MEX)			
1.6L L4 1596cc 97 CID	2001-2005	With check valve	USEP2229
1.6L L4 1596cc 97 CID	2006		USEP2226
CROWN VICTORIA			
4.6L V8 4601cc 281 CID	1995	Base, LX, Police Interceptor, S	USEP2378
4.6L V8 4601cc 281 CID	1996	Base; LX; Police Interceptor; S; VIN 6; VIN W	USEP2378
4.6L V8 4601cc 281 CID	1997	Base; LX; Police Interceptor; S; VIN W	USEP2375
4.6L V8 4601cc 281 CID	1998	Base; LX; Police Interceptor; S; VIN W	USEP2374
4.6L V8 4601cc 281 CID	1999-2000	VIN W	USEP2374
4.6L V8 4601cc 281 CID	2003-2004	VIN W; Except for Bosch, Carter, and Delphi	USEP2337
E-150			
4.6L V8 4601cc 281 CID	2006	Base; Chateau; XL, XLT; (wo/Secondary Fuel Ports); Midship Fuel Tank	USEP2515
4.6L V8 4601cc 281 CID	2006		USEP2377
4.6L V8 4601cc 281 CID	2007-2008	Base; XL, XLT; (Exc.Secondary Fuel Ports)	USEP2515
4.6L V8 4601cc 281 CID	2007-2008	Base; XL, XLT; (Secondary Fuel Ports); Except for Bosch, Carter, and Delphi	USEP2377
4.6L V8 4601cc 281 CID	2007	Chateau; VIN W; (Exc.Secondary Fuel Ports)	USEP2515
4.6L V8 4601cc 281 CID	2007	Chateau; VIN W; (Secondary Fuel Ports); Except for Bosch, Carter, and Delphi	USEP2377
5.4L V8 5408cc 330 CID	2006-2007	Chateau; VIN L; Exc.Extended Range Fuel Tank (Aft Axle Fuel Tank); Except for Bosch, Carter, and Delphi	USEP2377
5.4L V8 5408cc 330 CID	2006-2007	Chateau; VIN L; Except for Bosch, Carter, and Delphi; Extended Range Fuel Tank	USEP2377
5.4L V8 5408cc 330 CID	2006-2008	Base; VIN L; Exc.Extended Range Fuel Tank (Aft Axle Fuel Tank); Except for Bosch, Carter, and Delphi	USEP2377
5.4L V8 5408cc 330 CID	2006-2008	Base; VIN L; Except for Bosch, Carter, and Delphi; Extended Range Fuel Tank	USEP2377
5.4L V8 5408cc 330 CID	2006-2008	VIN L; XL; Exc.Extended Range Fuel Tank (Aft Axle Fuel Tank); Except for Bosch, Carter, and Delphi	USEP2377
5.4L V8 5408cc 330 CID	2006-2008	VIN L; XL; Except for Bosch, Carter, and Delphi; Extended Range Fuel Tank	USEP2377

Engine	Years	Application Description	USMW
5.4L V8 5408cc 330 CID	2006-2008	VIN L; XLT; Exc.Extended Range Fuel Tank (Aft Axle Fuel Tank); Except for Bosch, Carter, and Delphi	USEP2377
5.4L V8 5408cc 330 CID	2006-2008	VIN L; XLT; Except for Bosch, Carter, and Delphi; Extended Range Fuel Tank	USEP2377
5.4L V8 5408cc 330 CID	2006	Base; Chateau; XL, XLT; (w/Secondary Fuel Ports); Exc.Extended Range Fuel Tank (Midship Fuel Tank); Except for Bosch, Carter, and Delphi	USEP2377
5.4L V8 5408cc 330 CID	2006	Base; Chateau; XL, XLT; (wo/Secondary Fuel Ports); Exc.Extended Range Fuel Tank (Midship Fuel Tank)	USEP2515
5.4L V8 5408cc 330 CID	2007-2008	Base; VIN L; (Secondary Fuel Ports); Exc.Extended Range Fuel Tank (Midship Fuel Tank); Except for Bosch, Carter, and Delphi	USEP2377
5.4L V8 5408cc 330 CID	2007-2008	Base; XL, XLT; (Exc.Secondary Fuel Ports); Exc.Extended Range Fuel Tank (Midship Fuel Tank)	USEP2515
5.4L V8 5408cc 330 CID	2007-2008	VIN L; XL; (Secondary Fuel Ports); Exc.Extended Range Fuel Tank (Midship Fuel Tank); Except for Bosch, Carter, and Delphi	USEP2377
5.4L V8 5408cc 330 CID	2007-2008	VIN L; XLT; (Secondary Fuel Ports); Exc.Extended Range Fuel Tank (Midship Fuel Tank); Except for Bosch, Carter, and Delphi	USEP2377
5.4L V8 5408cc 330 CID	2007	Chateau; VIN L; (Exc.Secondary Fuel Ports); Exc.Extended Range Fuel Tank (Midship Fuel Tank)	USEP2515
5.4L V8 5408cc 330 CID	2007	Chateau; VIN L; (Secondary Fuel Ports); Exc.Extended Range Fuel Tank (Midship Fuel Tank); Except for Bosch, Carter, and Delphi	USEP2377
E-150 CLUB WAGON			
4.2L V6 256 CID	2003	VIN 2; (2 Tube Ports); Midship Fuel Tank	USEP2068
4.2L V6 256 CID	2003	VIN 2; (3 Tube Ports); Midship Fuel Tank	USEP2068
4.6L V8 4601cc 281 CID	2003	VIN W; (2 Tube Ports); Midship Fuel Tank	USEP2068
4.6L V8 4601cc 281 CID	2003	VIN W; (3 Tube Ports); Midship Fuel Tank	USEP2068
4.6L V8 4601cc 281 CID	2004-2005	VIN W; (w/Secondary Fuel Ports); Except for Bosch, Carter, and Delphi; Midship Fuel Tank (35 Gallon Fuel Tank)	USEP2377
4.6L V8 4601cc 281 CID	2004-2005	VIN W; Aft Axle Fuel Tank; Except for Bosch, Carter, and Delphi	USEP2377
4.6L V8 4601cc 281 CID	2004	VIN W; (wo/Secondary Fuel Ports); Midship Fuel Tank (35 Gallon Fuel Tank)	USEP2515
4.6L V8 4601cc 281 CID	2005	VIN W; (wo/Secondary Fuel Ports); Midship Fuel Tank (55 Gallon Fuel Tank)	USEP2515
5.4L V8 5408cc 330 CID	2004	VIN L; (w/Secondary Fuel Ports); Except for Bosch, Carter, and Delphi; Midship Fuel Tank (35 Gallon Fuel Tank)	USEP2377
5.4L V8 5408cc 330 CID	2004	VIN L; (wo/Secondary Fuel Ports); Midship Fuel Tank (35 Gallon Fuel Tank)	USEP2515
5.4L V8 5408cc 330 CID	2004	VIN L; Aft Axle Fuel Tank; Except for Bosch, Carter, and Delphi	USEP2377
5.4L V8 5408cc 330 CID	2005	VIN L; (w/Secondary Fuel Ports); Exc.Extended Range Fuel Tank (Midship Fuel Tank) (35 Gallon Fuel Tank); Except for Bosch, Carter, and Delphi	USEP2377
5.4L V8 5408cc 330 CID	2005	VIN L; (wo/Secondary Fuel Ports); Exc.Extended Range Fuel Tank (Midship Fuel Tank) (55 Gallon Fuel Tank)	USEP2515
5.4L V8 5408cc 330 CID	2005	VIN L; Exc.Extended Range Fuel Tank (Aft Axle Fuel Tank); Except for Bosch, Carter, and Delphi	USEP2377
5.4L V8 5408cc 330 CID	2005	VIN L; Except for Bosch, Carter, and Delphi; Extended Range Fuel Tank	USEP2377

**APPLICATIONS
KITS**

Engine	Years	Application Description	USMW
FORD (CONT.)			
E-150 ECONOLINE			
4.2L V6 256 CID	1997-1998	VIN 2; (2 Tube Ports); Midship Fuel Tank	USEP2379
4.2L V6 256 CID	1997-1998	VIN 2; (3 Tube Ports); Aft Axle Fuel Tank	USEP2379
4.2L V6 256 CID	1997-1998	VIN 2; (3 Tube Ports); Midship Fuel Tank	USEP2379
4.6L V8 4601cc 281 CID	1997-1998	VIN 6; (2 Tube Ports); Midship Fuel Tank	USEP2379
4.6L V8 4601cc 281 CID	1997-1998	VIN 6; (3 Tube Ports); Aft Axle Fuel Tank	USEP2379
4.6L V8 4601cc 281 CID	1997-1998	VIN 6; (3 Tube Ports); Midship Fuel Tank	USEP2379
4.6L V8 4601cc 281 CID	1999	Base; VIN 6; (3 Tube Ports)	USEP2376
4.9L L6 4917cc 300 CID	1987	FI;	USEP2008
4.9L L6 4917cc 300 CID	1987	FI; Sold in Canada; FI; Sold in United States; VIN Y; 1.45 inch pump diameter; External Pump	USEP2000A
5.0L V8 302 CID	1986-1987	FI; VIN N; 1.45 inch pump diameter; External Pump	USEP2000A
5.0L V8 302 CID	1986-1987	FI; VIN N; 2 inch pump diameter; External Pump	USEP2000
5.0L V8 302 CID	1986-1987	FI; VIN N; Aft Axle Fuel Tank	USEP2008
5.0L V8 302 CID	1988-1989	VIN N; w/ 124.0 In. Wheelbase; 18 Gallon Fuel Tank	USEP2008
5.0L V8 302 CID	1988-1989	VIN N; w/ 138.0 In. Wheelbase; 20 Gallon Fuel Tank (22 Gallon Fuel Tank)	USEP2008
5.0L V8 302 CID	1988-1991	VIN N; 1.45 inch pump diameter; External Pump	USEP2000A
5.0L V8 302 CID	1988-1991	VIN N; 2 inch pump diameter; External Pump	USEP2000
5.0L V8 302 CID	1990	VIN N; 20 Gallon Aft Axle Fuel Tank (22 Gallon Aft Axle Fuel Tank)	USEP2008
5.0L V8 302 CID	1992-1996	VIN N; Aft Axle Fuel Tank	USEP2284
5.0L V8 302 CID	1992-1996	VIN N; Midship Fuel Tank	USEP2284
5.4L V8 5408cc 330 CID	1997-1998	VIN L; (2 Tube Ports); Midship Fuel Tank	USEP2380
5.4L V8 5408cc 330 CID	1997-1998	VIN L; (3 Tube Ports); Midship Fuel Tank	USEP2380
5.4L V8 5408cc 330 CID	1997	VIN L; (3 Tube Ports); Aft Axle Fuel Tank	USEP2158
5.4L V8 5408cc 330 CID	1998	BI-FUEL; (2 Tube Ports); Midship Fuel Tank	USEP2380
5.4L V8 5408cc 330 CID	1998	BI-FUEL; (3 Tube Ports); Midship Fuel Tank	USEP2380
5.4L V8 5408cc 330 CID	1998	BI-FUEL; VIN L; (3 Tube Ports); Aft Axle Fuel Tank	USEP2158
5.8L V8 5752cc 351 CID	1988-1989	VIN H; w/ 124.0 In. Wheelbase; 18 Gallon Fuel Tank	USEP2008
5.8L V8 5752cc 351 CID	1988-1989	VIN H; w/ 138.0 In. Wheelbase; 20 Gallon Fuel Tank (22 Gallon Fuel Tank)	USEP2008
5.8L V8 5752cc 351 CID	1988-1991	VIN H; 1.45 inch pump diameter; External Pump	USEP2000A
5.8L V8 5752cc 351 CID	1988-1991	VIN H; 2 inch pump diameter; External Pump	USEP2000
5.8L V8 5752cc 351 CID	1990	VIN H; 20 Gallon Aft Axle Fuel Tank (22 Gallon Aft Axle Fuel Tank)	USEP2008
5.8L V8 5752cc 351 CID	1992-1996	VIN H; Aft Axle Fuel Tank	USEP2284
5.8L V8 5752cc 351 CID	1992-1996	VIN H; Midship Fuel Tank	USEP2284
E-150 ECONOLINE CLUB WAGON			
4.2L V6 256 CID	1997-1998	VIN 2; (2 Tube Ports); Midship Fuel Tank	USEP2379
4.2L V6 256 CID	1997-1998	VIN 2; (3 Tube Ports); Aft Axle Fuel Tank	USEP2379
4.2L V6 256 CID	1997-1998	VIN 2; (3 Tube Ports); Midship Fuel Tank	USEP2379
4.6L V8 4601cc 281 CID	1997-1998	VIN 6; (2 Tube Ports); Midship Fuel Tank	USEP2379
4.6L V8 4601cc 281 CID	1997-1998	VIN 6; (3 Tube Ports); Aft Axle Fuel Tank	USEP2379
4.6L V8 4601cc 281 CID	1997-1998	VIN 6; (3 Tube Ports); Midship Fuel Tank	USEP2379
4.6L V8 4601cc 281 CID	1999-2002	VIN W; (3 Tube Ports)	USEP2376
4.9L L6 4917cc 300 CID	1990	Sold in Canada; Sold in United States; 16 Gallon Midship Fuel Tank	USEP2008
5.0L V8 302 CID	1986-1987	FI; VIN N; 1.45 inch pump diameter; External Pump	USEP2000A
5.0L V8 302 CID	1986-1987	FI; VIN N; 2 inch pump diameter; External Pump	USEP2000
5.0L V8 302 CID	1986-1987	FI; VIN N; Aft Axle Fuel Tank	USEP2008
5.0L V8 302 CID	1988-1991	VIN N; 1.45 inch pump diameter; External Pump	USEP2000A
5.0L V8 302 CID	1988-1991	VIN N; 2 inch pump diameter; External Pump	USEP2000
5.0L V8 302 CID	1990-1991	VIN N; 20 Gallon Aft Axle Fuel Tank (22 Gallon Aft Axle Fuel Tank)	USEP2008

Engine	Years	Application Description	USMW
5.0L V8 302 CID	1990	VIN N; 16 Gallon Midship Fuel Tank	USEP2008
5.0L V8 302 CID	1991	VIN N; w/ 138.0 In. Wheelbase; 16 Gallon Midship Fuel Tank	USEP2008
5.0L V8 302 CID	1992-1996	VIN N; Aft Axle Fuel Tank	USEP2284
5.0L V8 302 CID	1992-1996	VIN N; Midship Fuel Tank	USEP2284
5.4L V8 5408cc 330 CID	1997-1999	VIN L; Midship Fuel Tank	USEP2380
5.4L V8 5408cc 330 CID	1998	BI-FUEL; (2 Tube Ports); Midship Fuel Tank	USEP2380
5.4L V8 5408cc 330 CID	1998	BI-FUEL; (3 Tube Ports); Midship Fuel Tank	USEP2380
5.4L V8 5408cc 330 CID	1998	BI-FUEL; VIN L; (3 Tube Ports); Aft Axle Fuel Tank	USEP2158
5.4L V8 5408cc 330 CID	1998	VIN L; (2 Tube Ports); Midship Fuel Tank	USEP2380
5.4L V8 5408cc 330 CID	1998	VIN L; (3 Tube Ports); Midship Fuel Tank	USEP2380
5.4L V8 5408cc 330 CID	2000-2002	VIN L; (2 Tube Ports); Except for Bosch, Carter, and Delphi; Midship Fuel Tank	USEP2377
5.4L V8 5408cc 330 CID	2000-2002	VIN L; (3 Tube Ports); Aft Axle Fuel Tank; Except for Bosch, Carter, and Delphi	USEP2377
5.4L V8 5408cc 330 CID	2000-2002	VIN L; (3 Tube Ports); Except for Bosch, Carter, and Delphi; Midship Fuel Tank	USEP2377
5.8L V8 5752cc 351 CID	1988-1991	VIN H; 1.45 inch pump diameter; External Pump	USEP2000A
5.8L V8 5752cc 351 CID	1988-1991	VIN H; 2 inch pump diameter; External Pump	USEP2000
5.8L V8 5752cc 351 CID	1990-1991	VIN H; 20 Gallon Aft Axle Fuel Tank (22 Gallon Aft Axle Fuel Tank)	USEP2008
5.8L V8 5752cc 351 CID	1990	VIN H; 16 Gallon Midship Fuel Tank	USEP2008
5.8L V8 5752cc 351 CID	1991	VIN H; w/ 138.0 In. Wheelbase; 16 Gallon Midship Fuel Tank	USEP2008
5.8L V8 5752cc 351 CID	1992-1996	VIN H; Aft Axle Fuel Tank	USEP2284
5.8L V8 5752cc 351 CID	1992-1996	VIN H; Midship Fuel Tank	USEP2284
E-250			
4.2L V6 256 CID	2003	VIN 2; (2 Tube Ports); Midship Fuel Tank	USEP2068
4.2L V6 256 CID	2003	VIN 2; (3 Tube Ports); Midship Fuel Tank	USEP2068
4.6L V8 4601cc 281 CID	2003	VIN W; (2 Tube Ports); Midship Fuel Tank	USEP2068
4.6L V8 4601cc 281 CID	2003	VIN W; (3 Tube Ports); Midship Fuel Tank	USEP2068
4.6L V8 4601cc 281 CID	2004-2005	VIN W; Aft Axle Fuel Tank; Except for Bosch, Carter, and Delphi	USEP2377
4.6L V8 4601cc 281 CID	2004	VIN W; (w/Secondary Fuel Ports); Except for Bosch, Carter, and Delphi; Midship Fuel Tank (35 Gallon Fuel Tank)	USEP2377
4.6L V8 4601cc 281 CID	2004	VIN W; (wo/Secondary Fuel Ports); Midship Fuel Tank (35 Gallon Fuel Tank)	USEP2515
4.6L V8 4601cc 281 CID	2005-2006	VIN W; (wo/Secondary Fuel Ports); Midship Fuel Tank	USEP2515
4.6L V8 4601cc 281 CID	2005	VIN W; (w/Secondary Fuel Ports); Except for Bosch, Carter, and Delphi; Midship Fuel Tank (From 01/10/05)	USEP2226
4.6L V8 4601cc 281 CID	2005	VIN W; (w/Secondary Fuel Ports); Except for Bosch, Carter, and Delphi; Midship Fuel Tank (To 01/10/05)	USEP2377
4.6L V8 4601cc 281 CID	2007-2008	VIN W; (Exc.Secondary Fuel Ports)	USEP2515
4.6L V8 4601cc 281 CID	2007-2008	VIN W; (Secondary Fuel Ports); Except for Bosch, Carter, and Delphi	USEP2377
5.4L V8 5408cc 330 CID	2006-2008	VIN L; Exc.Extended Range Fuel Tank (Aft Axle Fuel Tank); Except for Bosch, Carter, and Delphi	USEP2377
5.4L V8 5408cc 330 CID	2006-2008	VIN L; Except for Bosch, Carter, and Delphi; Extended Range Fuel Tank	USEP2377
5.4L V8 5408cc 330 CID	2006	VIN L; (w/Secondary Fuel Ports); Exc.Extended Range Fuel Tank (Midship Fuel Tank); Except for Bosch, Carter, and Delphi	USEP2377
5.4L V8 5408cc 330 CID	2006	VIN L; (wo/Secondary Fuel Ports); Exc.Extended Range Fuel Tank (Midship Fuel Tank)	USEP2515
5.4L V8 5408cc 330 CID	2007-2008	VIN L; (Exc.Secondary Fuel Ports); Exc.Extended Range Fuel Tank (Midship Fuel Tank)	USEP2515

Engine	Years	Application Description	USMW
FORD (CONT.)			
E-250 (CONT.)			
5.4L V8 5408cc 330 CID	2007-2008	VIN L; (Secondary Fuel Ports); Exc.Extended Range Fuel Tank (Midship Fuel Tank); Except for Bosch, Carter, and Delphi	USEP2377
E-250 ECONOLINE			
4.2L V6 256 CID	1997	VIN 2; (2 Tube Ports); Exc.Commercial Chassis	USEP2068
4.2L V6 256 CID	1997	VIN 2; (3 Tube Ports); Exc.Commercial Chassis	USEP2068
4.2L V6 256 CID	1997	VIN 2; Commercial chassis	USEP2068
4.2L V6 256 CID	1998	VIN 2; (2 Tube Ports); Midship Fuel Tank	USEP2379
4.2L V6 256 CID	1998	VIN 2; (3 Tube Ports); Aft Axle Fuel Tank	USEP2379
4.2L V6 256 CID	1998	VIN 2; (3 Tube Ports); Midship Fuel Tank	USEP2379
4.2L V6 256 CID	1999-2002	VIN 2; (2 Tube Ports); Midship Fuel Tank	USEP2068
5.0L V8 302 CID	1986-1987	F; VIN N; 1.45 inch pump diameter; External Pump	USEP2000A
5.0L V8 302 CID	1986-1987	F; VIN N; 2 inch pump diameter; External Pump	USEP2000
5.0L V8 302 CID	1986-1987	F; VIN N; Aft Axle Fuel Tank	USEP2008
5.0L V8 302 CID	1988-1991	VIN N; 1.45 inch pump diameter; External Pump	USEP2000A
5.0L V8 302 CID	1988-1991	VIN N; 2 inch pump diameter; External Pump	USEP2000
5.0L V8 302 CID	1990-1991	VIN N; 20 Gallon Aft Axle Fuel Tank (22 Gallon Aft Axle Fuel Tank)	USEP2008
5.0L V8 302 CID	1990	VIN N; 16 Gallon Midship Fuel Tank	USEP2008
5.0L V8 302 CID	1991	VIN N; w/ 138.0 In. Wheelbase; 16 Gallon Midship Fuel Tank	USEP2008
5.4L V8 5408cc 330 CID	1997-1999	VIN L; (2 Tube Ports); Midship Fuel Tank	USEP2380
5.4L V8 5408cc 330 CID	1997-1999	VIN L; (3 Tube Ports); Midship Fuel Tank	USEP2380
5.4L V8 5408cc 330 CID	1997	VIN L; (3 Tube Ports); Aft Axle Fuel Tank	USEP2158
5.4L V8 5408cc 330 CID	1998-1999	BI-FUEL; Midship Fuel Tank	USEP2380
5.4L V8 5408cc 330 CID	1998-1999	BI-FUEL; VIN L; (3 Tube Ports); Aft Axle Fuel Tank	USEP2158
5.4L V8 5408cc 330 CID	2000-2002	VIN L; (2 Tube Ports); Except for Bosch, Carter, and Delphi; Midship Fuel Tank	USEP2377
5.4L V8 5408cc 330 CID	2000-2002	VIN L; (3 Tube Ports); Aft Axle Fuel Tank; Except for Bosch, Carter, and Delphi	USEP2377
5.4L V8 5408cc 330 CID	2000-2002	VIN L; (3 Tube Ports); Except for Bosch, Carter, and Delphi; Midship Fuel Tank	USEP2377
5.8L V8 5752cc 351 CID	1988-1991	VIN H; 1.45 inch pump diameter; External Pump	USEP2000A
5.8L V8 5752cc 351 CID	1988-1991	VIN H; 2 inch pump diameter; External Pump	USEP2000
5.8L V8 5752cc 351 CID	1990-1991	VIN H; 20 Gallon Aft Axle Fuel Tank (22 Gallon Aft Axle Fuel Tank)	USEP2008
5.8L V8 5752cc 351 CID	1990	VIN H; 16 Gallon Midship Fuel Tank	USEP2008
5.8L V8 5752cc 351 CID	1991	VIN H; w/ 138.0 In. Wheelbase; 16 Gallon Midship Fuel Tank	USEP2008
5.8L V8 5752cc 351 CID	1992-1996	VIN H; Aft Axle Fuel Tank	USEP2284
5.8L V8 5752cc 351 CID	1992-1996	VIN H; Midship Fuel Tank	USEP2284
E-250 ECONOLINE CLUB WAGON			
5.8L V8 5752cc 351 CID	1988-1991	VIN H; 1.45 inch pump diameter; External Pump	USEP2000A
5.8L V8 5752cc 351 CID	1988-1991	VIN H; 2 inch pump diameter; External Pump	USEP2000
5.8L V8 5752cc 351 CID	1990-1991	VIN H; 20 Gallon Aft Axle Fuel Tank (22 Gallon Aft Axle Fuel Tank)	USEP2008
5.8L V8 5752cc 351 CID	1990	VIN H; 16 Gallon Midship Fuel Tank	USEP2008
5.8L V8 5752cc 351 CID	1991	VIN H; w/ 138.0 In. Wheelbase; 16 Gallon Midship Fuel Tank	USEP2008
7.5L V8 7538cc 460 CID	1985	CARB; VIN L; Aft Axle Fuel Tank	USEP2484
7.5L V8 7538cc 460 CID	1986-1987	CARB; VIN L; Aft Axle Fuel Tank	USEP2008
7.5L V8 7538cc 460 CID	1988-1991	VIN G; 1.45 inch pump diameter; External Pump	USEP2000A

Engine	Years	Application Description	USMW
7.5L V8 7538cc 460 CID	1988-1991	VIN G; 2 inch pump diameter; External Pump	USEP2000
7.5L V8 7538cc 460 CID	1990-1991	VIN G; 20 Gallon Aft Axle Fuel Tank (22 Gallon Aft Axle Fuel Tank)	USEP2008
7.5L V8 7538cc 460 CID	1990	VIN G; 16 Gallon Midship Fuel Tank	USEP2008
7.5L V8 7538cc 460 CID	1991	VIN G; w/ 138.0 In. Wheelbase; 16 Gallon Midship Fuel Tank	USEP2008
E-350 CLUB WAGON			
7.3L V8 7292 cc 445 CID	2003	DIESEL; VIN F; External Pump	USEP2236
E-350 ECONOLINE			
5.4L V8 5408cc 330 CID	1997-1998	Naturally Aspirated; VIN L; (2 Tube Ports); Midship Fuel Tank	USEP2380
5.4L V8 5408cc 330 CID	1997-1998	Naturally Aspirated; VIN L; (3 Tube Ports); Aft Axle Fuel Tank	USEP2158
5.4L V8 5408cc 330 CID	1997-1998	Naturally Aspirated; VIN L; (3 Tube Ports); Midship Fuel Tank	USEP2380
5.4L V8 5408cc 330 CID	1998	BI-FUEL; (2 Tube Ports); Midship Fuel Tank	USEP2380
5.4L V8 5408cc 330 CID	1998	BI-FUEL; (3 Tube Ports); Aft Axle Fuel Tank	USEP2158
5.4L V8 5408cc 330 CID	1998	BI-FUEL; (3 Tube Ports); Midship Fuel Tank	USEP2380
5.8L V8 5752cc 351 CID	1988-1991	VIN H; 1.45 inch pump diameter; External Pump	USEP2000A
5.8L V8 5752cc 351 CID	1988-1991	VIN H; 2 inch pump diameter; External Pump	USEP2000
5.8L V8 5752cc 351 CID	1988	VIN H; 16 Gallon Fuel Tank	USEP2008
5.8L V8 5752cc 351 CID	1988	VIN H; 20 Gallon Fuel Tank (22 Gallon Fuel Tank)	USEP2008
5.8L V8 5752cc 351 CID	1988	VIN H; 36 Gallon Fuel Tank	USEP2031
5.8L V8 5752cc 351 CID	1989	Cutaway Van; VIN H	USEP2031
5.8L V8 5752cc 351 CID	1989	Stripped Chassis; VIN H, Stripped Chassis; VIN H; 36 Gallon Fuel Tank (40 Gallon Fuel Tank)	USEP2484
5.8L V8 5752cc 351 CID	1990-1991	VIN H; 20 Gallon Aft Axle Fuel Tank (22 Gallon Aft Axle Fuel Tank)	USEP2008
5.8L V8 5752cc 351 CID	1990	Stripped Chassis; VIN H; 40 Gallon Fuel Tank (Incl. Commercial Chassis)	USEP2484
5.8L V8 5752cc 351 CID	1991	Stripped Chassis; VIN H; 36 Gallon Fuel Tank (Incl. Commercial Chassis)	USEP2484
5.8L V8 5752cc 351 CID	1992-1994	VIN H; Aft Axle Fuel Tank	USEP2284
5.8L V8 5752cc 351 CID	1992-1994	VIN H; Midship Fuel Tank	USEP2284
5.8L V8 5752cc 351 CID	1995-1996	Naturally Aspirated; VIN H, Aft Axle Fuel Tank	USEP2284
5.8L V8 5752cc 351 CID	1995-1996	Naturally Aspirated; VIN H; Midship Fuel Tank	USEP2284
6.8L V10 6800cc 415 CID	1997-1998	Naturally Aspirated; VIN S; (2 Tube Ports); Midship Fuel Tank	USEP2380
6.8L V10 6800cc 415 CID	1997-1998	Naturally Aspirated; VIN S; (3 Tube Ports); Aft Axle Fuel Tank	USEP2158
6.8L V10 6800cc 415 CID	1997-1998	Naturally Aspirated; VIN S; (3 Tube Ports); Midship Fuel Tank	USEP2380
7.3L V8 7292 cc 445 CID	1998	DIESEL; VIN F; External Pump	USEP2236
7.5L V8 7538cc 460 CID	1985	Extended Cargo Van; Extended Passenger Van; Standard Cargo Van; Standard Passenger Van; VIN L; Aft Axle Fuel Tank	USEP2484
7.5L V8 7538cc 460 CID	1986-1987	Cutaway Van; Extended Cargo Van; Extended Passenger Van; Standard Cargo Van; Standard Passenger Van; Stripped Chassis; VIN L; Aft Axle Fuel Tank	USEP2008
7.5L V8 7538cc 460 CID	1987	Cutaway Van; Extended Cargo Van; Extended Passenger Van; Standard Cargo Van; Standard Passenger Van; Stripped Chassis; VIN G; Aft Axle Fuel Tank	USEP2008
7.5L V8 7538cc 460 CID	1988-1991	VIN G; 1.45 inch pump diameter; External Pump	USEP2000A
7.5L V8 7538cc 460 CID	1988-1991	VIN G; 2 inch pump diameter; External Pump	USEP2000
7.5L V8 7538cc 460 CID	1988	VIN G; 16 Gallon Fuel Tank	USEP2008

**APPLICATIONS
KITS**

Engine	Years	Application Description	USMW
FORD (CONT.)			
E-350 ECONOLINE (CONT.)			
7.5L V8 7538cc 460 CID	1988	VIN G; 20 Gallon Fuel Tank (22 Gallon Fuel Tank)	USEP2008
7.5L V8 7538cc 460 CID	1988	VIN G; 36 Gallon Fuel Tank (40 Gallon Fuel Tank)	USEP2031
7.5L V8 7538cc 460 CID	1989	Cutaway Van; Stripped Chassis; VIN G; 36 Gallon Fuel Tank (40 Gallon Fuel Tank)	USEP2484
7.5L V8 7538cc 460 CID	1990-1991	VIN G; 20 Gallon Aft Axle Fuel Tank (22 Gallon Aft Axle Fuel Tank)	USEP2008
7.5L V8 7538cc 460 CID	1990	Stripped Chassis; VIN G; 40 Gallon Fuel Tank (Incl. Commercial Chassis)	USEP2484
7.5L V8 7538cc 460 CID	1991	Stripped Chassis; VIN G; 36 Gallon Fuel Tank (Incl. Commercial Chassis)	USEP2484
7.5L V8 7538cc 460 CID	1992-1994	VIN G; Aft Axle Fuel Tank	USEP2284
7.5L V8 7538cc 460 CID	1992-1994	VIN G; Midship Fuel Tank	USEP2284
7.5L V8 7538cc 460 CID	1995-1996	Naturally Aspirated; VIN G; Aft Axle Fuel Tank	USEP2284
7.5L V8 7538cc 460 CID	1995-1996	Naturally Aspirated; VIN G; Midship Fuel Tank	USEP2284
E-350 ECONOLINE CLUB WAGON			
5.4L V8 5408cc 330 CID	1997-1998	Naturally Aspirated; VIN L; XLT; (2 Tube Ports); Midship Fuel Tank	USEP2380
5.4L V8 5408cc 330 CID	1997-1998	Naturally Aspirated; VIN L; XLT; (3 Tube Ports); Aft Axle Fuel Tank	USEP2158
5.4L V8 5408cc 330 CID	1997-1998	Naturally Aspirated; VIN L; XLT; (3 Tube Ports); Midship Fuel Tank	USEP2380
5.4L V8 5408cc 330 CID	1997	Naturally Aspirated; VIN L; XL HD; (2 Tube Ports); Midship Fuel Tank	USEP2380
5.4L V8 5408cc 330 CID	1997	Naturally Aspirated; VIN L; XL HD; (3 Tube Ports); Aft Axle Fuel Tank	USEP2158
5.4L V8 5408cc 330 CID	1997	Naturally Aspirated; VIN L; XL HD; (3 Tube Ports); Midship Fuel Tank	USEP2380
5.4L V8 5408cc 330 CID	1998	BI-FUEL; XLT; VIN L; XLT HD; (3 Tube Ports); Aft Axle Fuel Tank	USEP2158
5.4L V8 5408cc 330 CID	1998	BI-FUEL; XLT; (2 Tube Ports); Midship Fuel Tank	USEP2380
5.4L V8 5408cc 330 CID	1998	BI-FUEL; XLT; (3 Tube Ports); Midship Fuel Tank	USEP2380
5.4L V8 5408cc 330 CID	1998	Naturally Aspirated; VIN L; XLT HD; (2 Tube Ports); Midship Fuel Tank	USEP2380
5.4L V8 5408cc 330 CID	1998	Naturally Aspirated; VIN L; XLT HD; (3 Tube Ports); Midship Fuel Tank	USEP2380
5.4L V8 5408cc 330 CID	1999	BI-FUEL; (2 Tube Ports); Midship Fuel Tank	USEP2380
5.4L V8 5408cc 330 CID	1999	BI-FUEL; (3 Tube Ports); Midship Fuel Tank	USEP2380
5.4L V8 5408cc 330 CID	1999	BI-FUEL; VIN L; (3 Tube Ports); Aft Axle Fuel Tank	USEP2158
5.4L V8 5408cc 330 CID	1999	Naturally Aspirated; VIN L; (2 Tube Ports); Midship Fuel Tank	USEP2380
5.4L V8 5408cc 330 CID	1999	Naturally Aspirated; VIN L; (3 Tube Ports); Midship Fuel Tank	USEP2380
5.4L V8 5408cc 330 CID	2000-2002	Naturally Aspirated; VIN L; (2 Tube Ports); Except for Bosch, Carter, and Delphi; Midship Fuel Tank	USEP2377
5.4L V8 5408cc 330 CID	2000-2002	Naturally Aspirated; VIN L; (3 Tube Ports); Aft Axle Fuel Tank; Except for Bosch, Carter, and Delphi	USEP2377
5.4L V8 5408cc 330 CID	2000-2002	Naturally Aspirated; VIN L; (3 Tube Ports); Except for Bosch, Carter, and Delphi; Midship Fuel Tank	USEP2377
5.8L V8 5752cc 351 CID	1988-1991	VIN H; 1.45 inch pump diameter; External Pump	USEP2000A
5.8L V8 5752cc 351 CID	1988-1991	VIN H; 2 inch pump diameter; External Pump	USEP2000
5.8L V8 5752cc 351 CID	1988	VIN H; 16 Gallon Fuel Tank	USEP2008

Engine	Years	Application Description	USMW
5.8L V8 5752cc 351 CID	1988	VIN H; 20 Gallon Fuel Tank (22 Gallon Fuel Tank)	USEP2008
5.8L V8 5752cc 351 CID	1988	VIN H; 36 Gallon Fuel Tank (40 Gallon Fuel Tank)	USEP2031
5.8L V8 5752cc 351 CID	1990-1991	VIN H; 20 Gallon Aft Axle Fuel Tank (22 Gallon Aft Axle Fuel Tank)	USEP2008
5.8L V8 5752cc 351 CID	1990	VIN H; 16 Gallon Midship Fuel Tank	USEP2008
5.8L V8 5752cc 351 CID	1991	VIN H; w/ 138.0 In. Wheelbase; 16 Gallon Midship Fuel Tank	USEP2008
5.8L V8 5752cc 351 CID	1992-1994	VIN H; XLT HD; Aft Axle Fuel Tank	USEP2284
5.8L V8 5752cc 351 CID	1992-1994	VIN H; XLT HD; Midship Fuel Tank	USEP2284
5.8L V8 5752cc 351 CID	1992-1994	VIN H; XLT, XLT HD, Aft Axle Fuel Tank	USEP2284
5.8L V8 5752cc 351 CID	1992-1994	VIN H; XLT; Midship Fuel Tank	USEP2284
5.8L V8 5752cc 351 CID	1995-1996	Naturally Aspirated; VIN H; XLT HD; Aft Axle Fuel Tank	USEP2284
5.8L V8 5752cc 351 CID	1995-1996	Naturally Aspirated; VIN H; XLT HD; Midship Fuel Tank	USEP2284
5.8L V8 5752cc 351 CID	1995-1996	Naturally Aspirated; VIN H; XLT; Aft Axle Fuel Tank	USEP2284
5.8L V8 5752cc 351 CID	1995-1996	Naturally Aspirated; VIN H; XLT; Midship Fuel Tank	USEP2284
6.8L V10 6800cc 415 CID	1997-1998	Naturally Aspirated; VIN S; XLT; (2 Tube Ports); Midship Fuel Tank	USEP2380
6.8L V10 6800cc 415 CID	1997-1998	Naturally Aspirated; VIN S; XLT; (3 Tube Ports); Aft Axle Fuel Tank	USEP2158
6.8L V10 6800cc 415 CID	1997-1998	Naturally Aspirated; VIN S; XLT; (3 Tube Ports); Midship Fuel Tank	USEP2380
6.8L V10 6800cc 415 CID	1997	Naturally Aspirated; VIN S; XL HD; (2 Tube Ports); Midship Fuel Tank	USEP2380
6.8L V10 6800cc 415 CID	1997	Naturally Aspirated; VIN S; XL HD; (3 Tube Ports); Aft Axle Fuel Tank	USEP2158
6.8L V10 6800cc 415 CID	1997	Naturally Aspirated; VIN S; XL HD; (3 Tube Ports); Midship Fuel Tank	USEP2380
6.8L V10 6800cc 415 CID	1998	Naturally Aspirated; VIN S; XLT HD; 2 Tube Ports; Midship Fuel Tank	USEP2380
6.8L V10 6800cc 415 CID	1998	Naturally Aspirated; VIN S; XLT HD; (3 Tube Ports); Aft Axle Fuel Tank	USEP2158
6.8L V10 6800cc 415 CID	1998	Naturally Aspirated; VIN S; XLT HD; (3 Tube Ports); Midship Fuel Tank	USEP2380
6.8L V10 6800cc 415 CID	1999	Naturally Aspirated; VIN S; (2 Tube Ports); Midship Fuel Tank	USEP2380
6.8L V10 6800cc 415 CID	1999	Naturally Aspirated; VIN S; (3 Tube Ports); Aft Axle Fuel Tank	USEP2158
6.8L V10 6800cc 415 CID	1999	Naturally Aspirated; VIN S; (3 Tube Ports); Midship Fuel Tank	USEP2380
6.8L V10 6800cc 415 CID	2000-2002	Naturally Aspirated; VIN S; (2 Tube Ports); Except for Bosch, Carter, and Delphi; Midship Fuel Tank	USEP2377
6.8L V10 6800cc 415 CID	2000-2002	Naturally Aspirated; VIN S; (3 Tube Ports); Aft Axle Fuel Tank; Except for Bosch, Carter, and Delphi	USEP2377
6.8L V10 6800cc 415 CID	2000-2002	Naturally Aspirated; VIN S; (3 Tube Ports); Except for Bosch, Carter, and Delphi; Midship Fuel Tank	USEP2377
7.3L V8 7292 cc 445 CID	1998	DIESEL; VIN F; XLT, DIESEL; VIN F; XLT HD; External Pump	USEP2236
7.3L V8 7292 cc 445 CID	1999-2002	DIESEL; VIN F; External Pump	USEP2236
7.5L V8 7538cc 460 CID	1985	CARB; VIN L; Aft Axle Fuel Tank	USEP2484
7.5L V8 7538cc 460 CID	1986-1987	CARB; VIN L; Aft Axle Fuel Tank	USEP2008
7.5L V8 7538cc 460 CID	1988-1991	VIN G; 1.45 inch pump diameter; External Pump	USEP2000A
7.5L V8 7538cc 460 CID	1988-1991	VIN G; 2 inch pump diameter; External Pump	USEP2000
7.5L V8 7538cc 460 CID	1988	VIN G; 16 Gallon Fuel Tank	USEP2008
7.5L V8 7538cc 460 CID	1988	VIN G; 20 Gallon Fuel Tank (22 Gallon Fuel Tank)	USEP2008
7.5L V8 7538cc 460 CID	1988	VIN G; 36 Gallon Fuel Tank (40 Gallon Fuel Tank)	USEP2031

Engine	Years	Application Description	USMW
FORD (CONT.)			
E-350 ECONOLINE CLUB WAGON (CONT.)			
7.5L V8 7538cc 460 CID	1990-1991	VIN G; 20 Gallon Aft Axle Fuel Tank (22 Gallon Aft Axle Fuel Tank)	USEP2008
7.5L V8 7538cc 460 CID	1990	VIN G; 16 Gallon Midship Fuel Tank	USEP2008
7.5L V8 7538cc 460 CID	1991	VIN G; w/ 138.0 In. Wheelbase; 16 Gallon Midship Fuel Tank	USEP2008
7.5L V8 7538cc 460 CID	1992-1994	VIN G; XLT Aft Axle Fuel Tank	USEP2284
7.5L V8 7538cc 460 CID	1992-1994	VIN G; XLT HD; Aft Axle Fuel Tank	USEP2284
7.5L V8 7538cc 460 CID	1992-1994	VIN G; XLT HD; Midship Fuel Tank	USEP2284
7.5L V8 7538cc 460 CID	1992-1994	VIN G; XLT; Midship Fuel Tank	USEP2284
7.5L V8 7538cc 460 CID	1995-1996	Naturally Aspirated; VIN G; XLT HD; Aft Axle Fuel Tank	USEP2284
7.5L V8 7538cc 460 CID	1995-1996	Naturally Aspirated; VIN G; XLT HD; Midship Fuel Tank	USEP2284
7.5L V8 7538cc 460 CID	1995-1996	Naturally Aspirated; VIN G; XLT, XLT HD, Aft Axle Fuel Tank	USEP2284
7.5L V8 7538cc 460 CID	1995-1996	Naturally Aspirated; VIN G; XLT; Midship Fuel Tank	USEP2284
E-350 SUPER DUTY			
5.4L V8 5408cc 330 CID	2004	Naturally Aspirated; VIN L; (wo/Secondary Fuel Ports); Midship Fuel Tank (35 Gallon Fuel Tank)	USEP2515
5.4L V8 5408cc 330 CID	2004	Naturally Aspirated; VIN L; Aft Axle Fuel Tank; Except for Bosch, Carter, and Delphi	USEP2377
5.4L V8 5408cc 330 CID	2004	VIN L; (w/Secondary Fuel Ports); Except for Bosch, Carter, and Delphi; Midship Fuel Tank (35 Gallon Fuel Tank)	USEP2377
5.4L V8 5408cc 330 CID	2005	Naturally Aspirated; VIN L; (wo/Secondary Fuel Ports); Exc.Extended Range Fuel Tank (Midship Fuel Tank) (35 Gallon Fuel Tank)	USEP2515
5.4L V8 5408cc 330 CID	2005	Naturally Aspirated; VIN L; Exc.Extended Range Fuel Tank (Aft Axle Fuel Tank); Except for Bosch, Carter, and Delphi	USEP2377
5.4L V8 5408cc 330 CID	2005	Naturally Aspirated; VIN L; Except for Bosch, Carter, and Delphi; Extended Range Fuel Tank	USEP2377
5.4L V8 5408cc 330 CID	2005	VIN L; (w/Secondary Fuel Ports); Exc.Extended Range Fuel Tank (Midship Fuel Tank) (35 Gallon Fuel Tank); Except for Bosch, Carter, and Delphi	USEP2377
5.4L V8 5408cc 330 CID	2006-2008	Base; VIN L; Exc.Extended Range Fuel Tank (Aft Axle Fuel Tank); Except for Bosch, Carter, and Delphi	USEP2377
5.4L V8 5408cc 330 CID	2006-2008	Base; VIN L; Except for Bosch, Carter, and Delphi; Extended Range Fuel Tank	USEP2377
5.4L V8 5408cc 330 CID	2006-2008	Naturally Aspirated; VIN L; XL; Exc.Extended Range Fuel Tank (Aft Axle Fuel Tank); Except for Bosch, Carter, and Delphi	USEP2377
5.4L V8 5408cc 330 CID	2006-2008	Naturally Aspirated; VIN L; XL; Except for Bosch, Carter, and Delphi; Extended Range Fuel Tank	USEP2377
5.4L V8 5408cc 330 CID	2006	Base; XL; XLT; (w/Secondary Fuel Ports); Exc.Extended Range Fuel Tank (Midship Fuel Tank); Except for Bosch, Carter, and Delphi	USEP2377
5.4L V8 5408cc 330 CID	2006	Base; XL; XLT; (wo/Secondary Fuel Ports); Exc.Extended Range Fuel Tank (Midship Fuel Tank); Except for Bosch, Carter, and Delphi	USEP2377
5.4L V8 5408cc 330 CID	2006	Naturally Aspirated; VIN L; XLT; Exc.Extended Range Fuel Tank (Aft Axle Fuel Tank); Except for Bosch, Carter, and Delphi	USEP2377

Engine	Years	Application Description	USMW
5.4L V8 5408cc 330 CID	2007-2008	Base; VIN L; (Secondary Fuel Ports); Exc.Extended Range Fuel Tank (Midship Fuel Tank); Except for Bosch, Carter, and Delphi	USEP2377
5.4L V8 5408cc 330 CID	2007-2008	Base; XL; XLT; (Exc.Secondary Fuel Ports); Exc.Extended Range Fuel Tank (Midship Fuel Tank)	USEP2515
5.4L V8 5408cc 330 CID	2007-2008	Naturally Aspirated; VIN L; XLT; (Secondary Fuel Ports); Exc.Extended Range Fuel Tank (Midship Fuel Tank); Except for Bosch, Carter, and Delphi	USEP2377
5.4L V8 5408cc 330 CID	2007	Naturally Aspirated; VIN L; XL; (Secondary Fuel Ports); Exc.Extended Range Fuel Tank (Midship Fuel Tank); Except for Bosch, Carter, and Delphi	USEP2377
5.4L V8 5408cc 330 CID	2008	XL; VIN L; (Secondary Fuel Ports); Exc.Extended Range Fuel Tank (Midship Fuel Tank); Except for Bosch, Carter, and Delphi	USEP2377
6.0L V8 5948cc 363 CID	2004-2005	DIESEL; VIN P; External Pump	USEP2340
6.0L V8 5948cc 363 CID	2006-2008	Base; XL; XLT; DIESEL; VIN P; External Pump	USEP2340
6.0L V8 5948cc 363 CID	2009	Base; XLT; DIESEL; VIN P; External Pump	USEP2340
6.8L V10 6800cc 415 CID	2004-2005	Naturally Aspirated; VIN S; (w/Secondary Fuel Ports); Except for Bosch, Carter, and Delphi; Midship Fuel Tank	USEP2377
6.8L V10 6800cc 415 CID	2004-2005	Naturally Aspirated; VIN S; (wo/Secondary Fuel Ports); Midship Fuel Tank	USEP2515
6.8L V10 6800cc 415 CID	2004-2005	Naturally Aspirated; VIN S; Aft Axle Fuel Tank; Except for Bosch, Carter, and Delphi	USEP2377
6.8L V10 6800cc 415 CID	2006	Base; XL; XLT; (w/Secondary Fuel Ports); Except for Bosch, Carter, and Delphi; Midship Fuel Tank	USEP2377
6.8L V10 6800cc 415 CID	2006	Base; XL; XLT; (wo/Secondary Fuel Ports); Midship Fuel Tank	USEP2515
6.8L V10 6800cc 415 CID	2006	Base; XL; XLT; Aft Axle Fuel Tank; Except for Bosch, Carter, and Delphi	USEP2377
6.8L V10 6800cc 415 CID	2007-2008	Base; VIN S; (Exc.Secondary Fuel Ports); Midship Fuel Tank	USEP2515
6.8L V10 6800cc 415 CID	2007-2008	Base; VIN S; (Secondary Fuel Ports); Except for Bosch, Carter, and Delphi; Midship Fuel Tank	USEP2377
6.8L V10 6800cc 415 CID	2007-2008	Base; VIN S; Aft Axle Fuel Tank; Except for Bosch, Carter, and Delphi	USEP2377
6.8L V10 6800cc 415 CID	2007	VIN S; XL; XLT; (Exc.Secondary Fuel Ports); Midship Fuel Tank	USEP2515
6.8L V10 6800cc 415 CID	2007	VIN S; XL; XLT; (Secondary Fuel Ports); Except for Bosch, Carter, and Delphi; Midship Fuel Tank	USEP2377
6.8L V10 6800cc 415 CID	2007	VIN S; XL; XLT; Aft Axle Fuel Tank; Except for Bosch, Carter, and Delphi	USEP2377
E-450 ECONOLINE SUPER DUTY			
6.8L V10 6800cc 415 CID	2002		USEP2377
E-450 SUPER DUTY			
5.4L V8 5408cc 330 CID	2004	Naturally Aspirated; VIN L; (wo/Secondary Fuel Ports); Midship Fuel Tank (35 Gallon Fuel Tank)	USEP2515
5.4L V8 5408cc 330 CID	2004	Naturally Aspirated; VIN L; Aft Axle Fuel Tank; Except for Bosch, Carter, and Delphi	USEP2377
5.4L V8 5408cc 330 CID	2004	VIN L; (w/Secondary Fuel Ports); Except for Bosch, Carter, and Delphi; Midship Fuel Tank (35 Gallon Fuel Tank)	USEP2377
5.4L V8 5408cc 330 CID	2006-2007	Naturally Aspirated; VIN L; Exc.Extended Range Fuel Tank (Aft Axle Fuel Tank); Except for Bosch, Carter, and Delphi	USEP2377

**APPLICATIONS
KITS**

Engine	Years	Application Description	USMW
FORD (CONT.)			
E-450 SUPER DUTY (CONT.)			
5.4L V8 5408cc 330 CID	2006-2007	Naturally Aspirated; VIN L; Except for Bosch, Carter, and Delphi; Extended Range Fuel Tank	USEP2377
5.4L V8 5408cc 330 CID	2006	Naturally Aspirated; VIN L; (wo/Secondary Fuel Ports); Exc.Extended Range Fuel Tank (Midship Fuel Tank)	USEP2515
5.4L V8 5408cc 330 CID	2006	VIN L; (w/Secondary Fuel Ports); Exc.Extended Range Fuel Tank (Midship Fuel Tank); Except for Bosch, Carter, and Delphi	USEP2377
5.4L V8 5408cc 330 CID	2007	Naturally Aspirated; VIN L; (Exc.Secondary Fuel Ports); Exc.Extended Range Fuel Tank (Midship Fuel Tank)	USEP2515
5.4L V8 5408cc 330 CID	2007	Naturally Aspirated; VIN L; (Secondary Fuel Ports); Exc.Extended Range Fuel Tank (Midship Fuel Tank); Except for Bosch, Carter, and Delphi	USEP2377
5.4L V8 5408cc 330 CID	2008	VIN L; (Exc.Secondary Fuel Ports); Exc.Extended Range Fuel Tank (Midship Fuel Tank)	USEP2515
5.4L V8 5408cc 330 CID	2008	VIN L; (Secondary Fuel Ports); Exc.Extended Range Fuel Tank (Midship Fuel Tank); Except for Bosch, Carter, and Delphi	USEP2377
5.4L V8 5408cc 330 CID	2008	VIN L; Exc.Extended Range Fuel Tank (Aft Axle Fuel Tank); Except for Bosch, Carter, and Delphi	USEP2377
5.4L V8 5408cc 330 CID	2008	VIN L; Except for Bosch, Carter, and Delphi; Extended Range Fuel Tank	USEP2377
6.0L V8 5948cc 363 CID	2004-2007	DIESEL; VIN P; External Pump	USEP2340
6.8L V10 6800cc 415 CID	2004-2006	Naturally Aspirated; VIN S; (w/Secondary Fuel Ports); Except for Bosch, Carter, and Delphi; Midship Fuel Tank	USEP2377
6.8L V10 6800cc 415 CID	2004-2006	Naturally Aspirated; VIN S; (wo/Secondary Fuel Ports); Midship Fuel Tank	USEP2515
6.8L V10 6800cc 415 CID	2004-2007	Naturally Aspirated; VIN S; Aft Axle Fuel Tank; Except for Bosch, Carter, and Delphi	USEP2377
6.8L V10 6800cc 415 CID	2007	Naturally Aspirated; VIN S; (Exc.Secondary Fuel Ports); Midship Fuel Tank	USEP2515
6.8L V10 6800cc 415 CID	2007	Naturally Aspirated; VIN S; (Secondary Fuel Ports); Except for Bosch, Carter, and Delphi; Midship Fuel Tank	USEP2377
6.8L V10 6800cc 415 CID	2008	VIN S; (Exc.Secondary Fuel Ports); Midship Fuel Tank	USEP2515
6.8L V10 6800cc 415 CID	2008	VIN S; (Secondary Fuel Ports); Except for Bosch, Carter, and Delphi; Midship Fuel Tank	USEP2377
6.8L V10 6800cc 415 CID	2008	VIN S; Aft Axle Fuel Tank; Except for Bosch, Carter, and Delphi	USEP2377
E-550 ECONOLINE SUPER DUTY			
6.8L V10 6800cc 415 CID	2002	Naturally Aspirated; VIN S; (2 Tube Ports); Except for Bosch, Carter, and Delphi; Midship Fuel Tank	USEP2377
6.8L V10 6800cc 415 CID	2002	Naturally Aspirated; VIN S; (3 Tube Ports); Aft Axle Fuel Tank; Except for Bosch, Carter, and Delphi	USEP2377
6.8L V10 6800cc 415 CID	2002	Naturally Aspirated; VIN S; (3 Tube Ports); Except for Bosch, Carter, and Delphi; Midship Fuel Tank	USEP2377
7.3L V8 7292 cc 445 CID	2002	DIESEL; VIN F; External Pump	USEP2236
E-550 SUPER DUTY			
6.8L V10 6800cc 415 CID	2003	Naturally Aspirated; VIN S	USEP2068

Engine	Years	Application Description	USMW
7.3L V8 7292 cc 445 CID	2003	DIESEL; VIN F; External Pump	USEP2236
ECONOLINE SUPER DUTY			
5.4L V8 5408cc 330 CID	1997-1998	Naturally Aspirated; VIN L; (2 Tube Ports); Midship Fuel Tank	USEP2380
5.4L V8 5408cc 330 CID	1997-1998	Naturally Aspirated; VIN L; (3 Tube Ports); Aft Axle Fuel Tank	USEP2158
5.4L V8 5408cc 330 CID	1997-1998	Naturally Aspirated; VIN L; (3 Tube Ports); Midship Fuel Tank	USEP2380
5.8L V8 5752cc 351 CID	1996	Naturally Aspirated; VIN H; Aft Axle Fuel Tank	USEP2284
5.8L V8 5752cc 351 CID	1996	Naturally Aspirated; VIN H; Midship Fuel Tank	USEP2284
6.8L V10 6800cc 415 CID	1997-1999	Naturally Aspirated; VIN S; (2 Tube Ports); Midship Fuel Tank	USEP2380
6.8L V10 6800cc 415 CID	1997-1999	Naturally Aspirated; VIN S; (3 Tube Ports); Aft Axle Fuel Tank	USEP2158
6.8L V10 6800cc 415 CID	1997-1999	Naturally Aspirated; VIN S; (3 Tube Ports); Midship Fuel Tank	USEP2380
7.3L V8 7292 cc 445 CID	1998-1999	DIESEL; VIN F; External Pump	USEP2236
7.5L V8 7538cc 460 CID	1996	Naturally Aspirated; VIN G; Aft Axle Fuel Tank	USEP2284
7.5L V8 7538cc 460 CID	1996	Naturally Aspirated; VIN G; Midship Fuel Tank	USEP2284
ECONOLINE WAGON (MEX)			
5.0L V8 5000cc	1999-2000	With center tank, With rear tank	USEP2377
5.0L V8 5000cc	2001-2002		USEP2377
ECOSPORT			
2.0L L4 121 CID	2004-2006	Sold in Mexico	USEP2226
ECOSPORT (MEX)			
2.0L L4 1984cc 121 CID	2004-2006		USEP2226
2.0L L4 1984cc 121 CID	2007-2009		USEP12087
ESCAPE			
2.3L L4 140 CID	2005	XLT No Boundaries; Exc.Onboard Refuel Vapor Recovery (From 02/28/05)	USEP2314
2.3L L4 140 CID	2007	XLS, XLT; Exc.Onboard Refuel Vapor Recovery (To 01/02/07)	USEP2314
2.3L L4 140 CID	2008	XLS, XLT	USEP2314
3.0L V6 183 CID	2008	Limited, XLT	USEP2314
ESCORT			
1.6L L4 1598cc 98 CID	1985	FI; GT Turbo; VIN 8; FI; GT; VIN 5; FI; LX; VIN 5; External Pump	USEP2315
1.9L L4 116 CID	1986	CARB; Pony; VIN 9; FI; GT; VIN J; External Pump	USEP2315
1.9L L4 116 CID	1988-1989	LX; VIN 9; 11 Gallon Fuel Tank	USEP2015
1.9L L4 116 CID	1988-1989	LX; VIN 9; 13 Gallon Fuel Tank	USEP2015
1.9L L4 116 CID	1988-1990	GT; VIN J	USEP2002
1.9L L4 116 CID	1988-1990	Pony; VIN 9; 11 Gallon Fuel Tank	USEP2015
1.9L L4 116 CID	1988-1990	Pony; VIN 9; 13 Gallon Fuel Tank	USEP2015
1.9L L4 116 CID	1988	GL; VIN 9; 11 Gallon Fuel Tank	USEP2015
1.9L L4 116 CID	1988	GL; VIN 9; 13 Gallon Fuel Tank	USEP2015
1.9L L4 116 CID	1990	LX Sport; VIN 9; 11 Gallon Fuel Tank	USEP2015
1.9L L4 116 CID	1990	LX Sport; VIN 9; 13 Gallon Fuel Tank	USEP2015
1.9L L4 1859cc 113 CID	1995-1996	Sold in Mexico	USEP2042
2.0L L4 1988cc 121 CID	1999	Sold in Mexico	USEP2246
2.0L L4 1989cc 121 CID	1999	VIN 3; ZX2 Hot Coupe	USEP2246
2.0L L4 1989cc 121 CID	2000	LX; VIN P	USEP2246
2.0L L4 1989cc 121 CID	2000	VIN 3; ZX2	USEP2246
2.0L L4 1989cc 121 CID	2001-2002	SE; VIN P, ZX2, SE	USEP2246
2.0L L4 1989cc 121 CID	2001	Sold in Mexico	USEP2246
2.0L L4 1989cc 121 CID	2003		USEP2246
EXCURSION			
5.4L V8 5408cc 330 CID	2000-2005	Naturally Aspirated; VIN L	USEP2318
6.0L V8 5948cc 363 CID	2003	DIESEL; External Pump	USEP2340
6.0L V8 5948cc 363 CID	2004-2005	DIESEL; VIN P; External Pump	USEP2340
6.8L V10 6800cc 415 CID	2000-2005	Naturally Aspirated; VIN S	USEP2318
7.3L V8 7292 cc 445 CID	2000-2003	DIESEL; VIN F; External Pump	USEP2236
EXP			
1.6L L4 1598cc 98 CID	1985	FI; Turbo; VIN 8; External Pump	USEP2315

Engine	Years	Application Description	USMW
FORD (CONT.)			
EXP (CONT.)			
1.9L L4 116 CID	1986	CARB; VIN 9, F; VIN J; External Pump	USEP2315
EXPEDITION			
4.6L V8 4601cc 281 CID	1997	Sold in Canada, Sold in United States	USEP2158
4.6L V8 4601cc 281 CID	1998	4WD; RWD; VIN W	USEP2201
4.6L V8 4601cc 281 CID	1999-2000	RWD; VIN 6; (Automatic Adjustable Suspension); Except for Bosch, Carter, and Delphi	USEP2226
4.6L V8 4601cc 281 CID	1999-2000	RWD; VIN 6; (Standard Suspension); Except for Bosch, Carter, and Delphi	USEP2226
4.6L V8 4601cc 281 CID	1999	4WD; VIN 6, VIN W; Except for Bosch, Carter, and Delphi	USEP2226
4.6L V8 4601cc 281 CID	1999	RWD; VIN W; (Automatic Adjustable Suspension); Except for Bosch, Carter, and Delphi	USEP2226
4.6L V8 4601cc 281 CID	1999	RWD; VIN W; (Standard Suspension); Except for Bosch, Carter, and Delphi	USEP2226
4.6L V8 4601cc 281 CID	2000	4WD; VIN 6; Except for Bosch, Carter, and Delphi	USEP2226
4.6L V8 4601cc 281 CID	2001-2002	4WD; VIN W; Except for Bosch, Carter, and Delphi	USEP2226
4.6L V8 4601cc 281 CID	2001-2002	RWD; VIN W; (Automatic Leveling Suspension); Except for Bosch, Carter, and Delphi	USEP2226
4.6L V8 4601cc 281 CID	2001-2002	RWD; VIN W; (Exc. Automatic Adjustable Suspension); Except for Bosch, Carter, and Delphi	USEP2226
5.4L V8 5408cc 330 CID	1997	Sold in Canada, Sold in United States	USEP2158
5.4L V8 5408cc 330 CID	1998	4WD; RWD, VIN L, Sold in Mexico	USEP2201
5.4L V8 5408cc 330 CID	1999-2000	RWD; VIN L; (Automatic Adjustable Suspension); Except for Bosch, Carter, and Delphi	USEP2226
5.4L V8 5408cc 330 CID	1999-2000	RWD; VIN L; (Standard Suspension); Except for Bosch, Carter, and Delphi	USEP2226
5.4L V8 5408cc 330 CID	1999-2001	SOHC; Sold in Mexico; Except for Bosch, Carter, and Delphi	USEP2226
5.4L V8 5408cc 330 CID	1999-2002	4WD; VIN L; Except for Bosch, Carter, and Delphi	USEP2226
5.4L V8 5408cc 330 CID	2001-2002	RWD; VIN L; (Automatic Leveling Suspension); Except for Bosch, Carter, and Delphi	USEP2226
5.4L V8 5408cc 330 CID	2001-2002	RWD; VIN L; (Exc. Automatic Adjustable Suspension); Except for Bosch, Carter, and Delphi	USEP2226
EXPLORER			
4.0L V6 245 CID	1995	4 Dr., 2 Dr.; (Mexico Built Vehicle)	USEP2379
4.0L V6 245 CID	1996	2 Dr.; 4 Dr.; VIN X; (Mexico Built Vehicle)	USEP2379
4.0L V6 245 CID	1997-2001	Sold in Mexico; Except for Bosch, Carter, and Delphi	USEP2226
4.0L V6 245 CID	1997	4 Dr.; VIN E; (Mexico Built Vehicle)	USEP2379
4.0L V6 245 CID	1997	VIN E, 2 Dr., VIN X, 4 Dr.; (Mexico Built Vehicle)	USEP2379
4.0L V6 245 CID	1997	VIN E, VIN X; USA Built (Canada Built Vehicle)	USEP2379
4.0L V6 245 CID	1998-2000	4 Dr.; VIN E, VIN X; (Exc. Mexico Built Vehicle)	USEP2379
4.0L V6 245 CID	1998-2000	VIN E, 2 Dr.; VIN X; (Mexico Built Vehicle)	USEP2379
4.0L V6 245 CID	2000	VIN E, VIN X, 0 Dr., (Exc. Mexico Built Vehicle)	USEP2379
4.0L V6 245 CID	2001	Sport; VIN E; (2 Ports); From 04/23/01	USEP2333
4.0L V6 245 CID	2001	VIN E, XLT; Except for Bosch, Carter, and Delphi	USEP2377
4.0L V6 245 CID	2002	VIN E, XLT	USEP2339
4.6L V8 4601cc 281 CID	2002	VIN W; XLT	USEP2339
5.0L V8 302 CID	1996	VIN P; XLT, Mexico Built Vehicle	USEP2379
5.0L V8 302 CID	1997	4 Dr.; VIN P; XLT; (Mexico Built Vehicle); Except for Bosch, Carter, and Delphi	USEP2377

Engine	Years	Application Description	USMW
5.0L V8 302 CID	1997	Sold in Mexico	USEP2068
5.0L V8 302 CID	1997	VIN P; XLT; Except for Bosch, Carter, and Delphi; USA Built (Canada Built Vehicle)	USEP2377
5.0L V8 302 CID	1998-2000	VIN P; XLT; Except for Bosch, Carter, and Delphi	USEP2377
5.0L V8 302 CID	1998-2001	Sold in Mexico; Except for Bosch, Carter, and Delphi	USEP2226
5.0L V8 302 CID	1999	Eddie Bauer, XLS, XLT	USEP2158
5.0L V8 302 CID	2001	VIN P; XLT; (1 Port); Except for Bosch, Carter, and Delphi	USEP2377
EXPLORER SPORT TRAC			
4.0L V6 245 CID	2001		USEP2333
EXPLORER XLT (MEX)			
4.6L V8 4604cc	2010		USEP2518
F SUPER DUTY			
7.5L V8 7538cc 460 CID	1990-1991	VIN G; 19 Gallon Midship Fuel Tank (Steel Fuel Tank)	USEP2059
7.5L V8 7538cc 460 CID	1990-1992	VIN G; 18 Gallon Aft Axle Fuel Tank (Steel Fuel Tank)	USEP2064
7.5L V8 7538cc 460 CID	1990-1997	VIN G; 17 Gallon Midship Fuel Tank (Steel Fuel Tank)	USEP2059
7.5L V8 7538cc 460 CID	1990-1997	VIN G; 18 Gallon Aft Axle Fuel Tank (Steel Fuel Tank)	USEP2059
7.5L V8 7538cc 460 CID	1990-1997	VIN G; 19 Gallon Aft Axle Fuel Tank (Plastic Fuel Tank)	USEP2059
7.5L V8 7538cc 460 CID	1992-1997	VIN G; (2 Tube Ports); 19 Gallon Midship Fuel Tank (Steel Fuel Tank)	USEP2059
7.5L V8 7538cc 460 CID	1992-1997	VIN G; (3 Tube Ports); 19 Gallon Midship Fuel Tank (Steel Fuel Tank)	USEP2059
7.5L V8 7538cc 460 CID	1993-1997	Naturally Aspirated; VIN G, 18 Gallon Aft Axle Fuel Tank (Steel Fuel Tank)	USEP2064
F-150			
4.2L V6 256 CID	1997	4WD; RWD; VIN 2	USEP2379
4.2L V6 256 CID	1998	Extended Cab Pickup; Standard Cab Pickup; XLT; VIN 2	USEP2379
4.2L V6 256 CID	1999-2003	4WD; Crew Cab Pickup; Extended Cab Pickup; Except for Bosch, Carter, and Delphi	USEP2377
4.6L V8 4601cc 281 CID	1997	XLT; Standard Cab Pickup; VIN 6	USEP2379
4.6L V8 4601cc 281 CID	1998	Extended Cab Pickup; Standard Cab Pickup; VIN 6	USEP2379
4.6L V8 4601cc 281 CID	1999	4WD; XLT; Extended Cab Pickup; Standard Cab Pickup; XLT; Except for Bosch, Carter, and Delphi	USEP2377
4.6L V8 4601cc 281 CID	2000	Extended Cab Pickup; Standard Cab Pickup; XLT; VIN W; Except for Bosch, Carter, and Delphi	USEP2377
4.6L V8 4601cc 281 CID	2001	Extended Cab Pickup; VIN W; XLT; w/ 139.0 In. Wheelbase; Except for Bosch, Carter, and Delphi	USEP2377
4.6L V8 4601cc 281 CID	2001	XLT; Standard Cab Pickup; Crew Cab Pickup; Extended Cab Pickup; VIN W; Except for Bosch, Carter, and Delphi	USEP2377
4.6L V8 4601cc 281 CID	2002-2003	4WD; XLT; w/ 120.0 In. Wheelbase, w/ 139.0 In. Wheelbase, w/ 157.0 In. Wheelbase; Except for Bosch, Carter, and Delphi	USEP2377
4.6L V8 4601cc 281 CID	2002	Crew Cab Pickup; VIN 6; XLT; Except for Bosch, Carter, and Delphi	USEP2377
4.9L L6 300 CID	1995-1996	Sold in Mexico, Sold in Mexico, ; 18 Gallon Aft Axle Fuel Tank (Steel Fuel Tank)	USEP2064
5.0L V8 302 CID	1985-1986	VIN N; Rear Fuel Tank	USEP2035
5.0L V8 302 CID	1985-1986	VIN N; w/ 117.0 In. Wheelbase; 17 Gallon Midship Fuel Tank	USEP2035
5.0L V8 302 CID	1985-1986	VIN N; w/ 117.0 In. Wheelbase; 19 Gallon Midship Fuel Tank	USEP2035
5.0L V8 302 CID	1985-1986	VIN N; w/ 139.0 In. Wheelbase; 17 Gallon Midship Fuel Tank	USEP2035

**APPLICATIONS
KITS**



FUEL PUMP KIT APPLICATION GUIDE

USMW
Professional Series

Engine	Years	Application Description	USMW
FORD (CONT.)			
F-150 (CONT.)			
5.0L V8 302 CID	1985-1986	VIN N; w/ 139.0 In. Wheelbase; 19 Gallon Midship Fuel Tank	USEP2035
5.0L V8 302 CID	1985-1987	F; VIN N; 1.45 inch pump diameter; External Pump	USEP2000A
5.0L V8 302 CID	1985-1987	F; VIN N; 2 inch pump diameter; External Pump	USEP2000
5.0L V8 302 CID	1987-1989	VIN N; Rear Fuel Tank (Steel Fuel Tank)	USEP2035
5.0L V8 302 CID	1987	F; VIN N; w/ 117.0 In. Wheelbase; 17 Gallon Midship Fuel Tank	USEP2008
5.0L V8 302 CID	1987	F; VIN N; w/ 133.0 In. Wheelbase; 19 Gallon Midship Fuel Tank	USEP2008
5.0L V8 302 CID	1987	F; VIN N; w/ 139.0 In. Wheelbase; 17 Gallon Midship Fuel Tank	USEP2008
5.0L V8 302 CID	1987	F; VIN N; w/ 155.0 In. Wheelbase; 19 Gallon Midship Fuel Tank	USEP2008
5.0L V8 302 CID	1988-1989	VIN N; 1.45 inch pump diameter; External Pump	USEP2000A
5.0L V8 302 CID	1988-1989	VIN N; 2 inch pump diameter; External Pump	USEP2000
5.0L V8 302 CID	1988-1989	VIN N; Rear Fuel Tank (Plastic Fuel Tank)	USEP2484
5.0L V8 302 CID	1988-1989	VIN N; w/ 117.0 In. Wheelbase; 17 Gallon Midship Fuel Tank	USEP2008
5.0L V8 302 CID	1988-1989	VIN N; w/ 133.0 In. Wheelbase; 19 Gallon Midship Fuel Tank	USEP2008
5.0L V8 302 CID	1988-1989	VIN N; w/ 139.0 In. Wheelbase; 17 Gallon Midship Fuel Tank	USEP2008
5.0L V8 302 CID	1988-1989	VIN N; w/ 155.0 In. Wheelbase; 19 Gallon Midship Fuel Tank	USEP2008
5.0L V8 302 CID	1990-1991	VIN N; 19 Gallon Midship Fuel Tank (Steel Fuel Tank)	USEP2059
5.0L V8 302 CID	1990-1992	VIN N; 18 Gallon Aft Axle Fuel Tank (Steel Fuel Tank)	USEP2064
5.0L V8 302 CID	1990-1996	VIN N; 17 Gallon Midship Fuel Tank (Steel Fuel Tank)	USEP2059
5.0L V8 302 CID	1990-1996	VIN N; 18 Gallon Aft Axle Fuel Tank (Steel Fuel Tank)	USEP2059
5.0L V8 302 CID	1990-1996	VIN N; 19 Gallon Aft Axle Fuel Tank (Plastic Fuel Tank)	USEP2059
5.0L V8 302 CID	1992-1996	VIN N; (2 Tube Ports); 19 Gallon Midship Fuel Tank (Steel Fuel Tank)	USEP2059
5.0L V8 302 CID	1992-1996	VIN N; (3 Tube Ports); 19 Gallon Midship Fuel Tank (Steel Fuel Tank)	USEP2059
5.0L V8 302 CID	1993-1994	VIN N; XLT; 18 Gallon Aft Axle Fuel Tank (Steel Fuel Tank)	USEP2064
5.0L V8 302 CID	1993-1995	VIN N; XLT; (2 Tube Ports); 19 Gallon Midship Fuel Tank (Steel Fuel Tank)	USEP2059
5.0L V8 302 CID	1993-1995	VIN N; XLT; (3 Tube Ports); 19 Gallon Midship Fuel Tank (Steel Fuel Tank)	USEP2059
5.0L V8 302 CID	1993-1995	VIN N; XLT; 17 Gallon Midship Fuel Tank (Steel Fuel Tank)	USEP2059
5.0L V8 302 CID	1993-1995	VIN N; XLT; 18 Gallon Aft Axle Fuel Tank (Steel Fuel Tank)	USEP2059
5.0L V8 302 CID	1993-1995	VIN N; XLT; 19 Gallon Aft Axle Fuel Tank (Plastic Fuel Tank)	USEP2059
5.0L V8 302 CID	1995	VIN N; XLT; VIN N; XLT; 18 Gallon Aft Axle Fuel Tank (Steel Fuel Tank)	USEP2064
5.0L V8 302 CID	1996	18 Gallon Aft Axle Fuel Tank (Steel Fuel Tank)	USEP2064
5.4L V8 5408cc 330 CID	1997-1998	Base, Lariat, XL, XLT	USEP2158
5.4L V8 5408cc 330 CID	1999-2000	Extended Cab Pickup; Standard Cab Pickup; XLT; VIN L; Except for Bosch, Carter, and Delphi	USEP2377

Engine	Years	Application Description	USMW
5.4L V8 5408cc 330 CID	2001-2003	Extended Cab Pickup; Standard Cab Pickup; XLT; BI-FUEL; VIN L; Except for Bosch, Carter, and Delphi	USEP2377
5.4L V8 5408cc 330 CID	2001-2003	Harley-Davidson Edition, King Ranch, Lariat, Lightning, XL, XLT	USEP2158
5.4L V8 5408cc 330 CID	2001	Crew Cab Pickup; Harley-Davidson Edition; VIN L; Except for Bosch, Carter, and Delphi	USEP2377
5.4L V8 5408cc 330 CID	2002	Harley-Davidson Edition, King Ranch, Lariat, Lightning, XL	USEP2158
5.4L V8 5408cc 330 CID	2004	FX4	USEP2158
5.8L V8 5752cc 351 CID	1988-1989	VIN H; 1.45 inch pump diameter; External Pump	USEP2000A
5.8L V8 5752cc 351 CID	1988-1989	VIN H; 2 inch pump diameter; External Pump	USEP2000
5.8L V8 5752cc 351 CID	1988-1989	VIN H; Rear Fuel Tank (Plastic Fuel Tank)	USEP2484
5.8L V8 5752cc 351 CID	1988-1989	VIN H; w/ 117.0 In. Wheelbase; 17 Gallon Midship Fuel Tank	USEP2008
5.8L V8 5752cc 351 CID	1988-1989	VIN H; w/ 133.0 In. Wheelbase; 19 Gallon Midship Fuel Tank	USEP2008
5.8L V8 5752cc 351 CID	1988-1989	VIN H; w/ 139.0 In. Wheelbase; 17 Gallon Midship Fuel Tank	USEP2008
5.8L V8 5752cc 351 CID	1988-1989	VIN H; w/ 155.0 In. Wheelbase; 19 Gallon Midship Fuel Tank	USEP2008
5.8L V8 5752cc 351 CID	1990-1991	VIN H; 19 Gallon Midship Fuel Tank (Steel Fuel Tank)	USEP2059
5.8L V8 5752cc 351 CID	1990-1996	VIN H; 17 Gallon Midship Fuel Tank (Steel Fuel Tank)	USEP2059
5.8L V8 5752cc 351 CID	1990-1996	VIN H; 18 Gallon Aft Axle Fuel Tank (Steel Fuel Tank)	USEP2059
5.8L V8 5752cc 351 CID	1990-1996	VIN H; 18 Gallon Aft Axle Fuel Tank (Steel Fuel Tank)	USEP2064
5.8L V8 5752cc 351 CID	1990-1996	VIN H; 19 Gallon Aft Axle Fuel Tank (Plastic Fuel Tank)	USEP2059
5.8L V8 5752cc 351 CID	1992-1996	VIN H; (2 Tube Ports); 19 Gallon Midship Fuel Tank (Steel Fuel Tank)	USEP2059
5.8L V8 5752cc 351 CID	1992-1996	VIN H; (3 Tube Ports); 19 Gallon Midship Fuel Tank (Steel Fuel Tank)	USEP2059
5.8L V8 5752cc 351 CID	1993-1994	Lightning; VIN R; VIN H; XLT, Lightning; 18 Gallon Aft Axle Fuel Tank (Steel Fuel Tank)	USEP2064
5.8L V8 5752cc 351 CID	1993-1995	Lightning; VIN R; (2 Tube Ports); 19 Gallon Midship Fuel Tank (Steel Fuel Tank)	USEP2059
5.8L V8 5752cc 351 CID	1993-1995	Lightning; VIN R; (3 Tube Ports); 19 Gallon Midship Fuel Tank (Steel Fuel Tank)	USEP2059
5.8L V8 5752cc 351 CID	1993-1995	Lightning; VIN R; 17 Gallon Midship Fuel Tank (Steel Fuel Tank)	USEP2059
5.8L V8 5752cc 351 CID	1993-1995	Lightning; VIN R; 18 Gallon Aft Axle Fuel Tank (Steel Fuel Tank)	USEP2059
5.8L V8 5752cc 351 CID	1993-1995	Lightning; VIN R; 19 Gallon Aft Axle Fuel Tank (Plastic Fuel Tank)	USEP2059
5.8L V8 5752cc 351 CID	1993-1995	VIN H; XLT; (2 Tube Ports); 19 Gallon Midship Fuel Tank (Steel Fuel Tank)	USEP2059
5.8L V8 5752cc 351 CID	1993-1995	VIN H; XLT; (3 Tube Ports); 19 Gallon Midship Fuel Tank (Steel Fuel Tank)	USEP2059
5.8L V8 5752cc 351 CID	1993-1995	VIN H; XLT; 17 Gallon Midship Fuel Tank (Steel Fuel Tank)	USEP2059
5.8L V8 5752cc 351 CID	1993-1995	VIN H; XLT; 18 Gallon Aft Axle Fuel Tank (Steel Fuel Tank)	USEP2059
5.8L V8 5752cc 351 CID	1993-1995	VIN H; XLT; 19 Gallon Aft Axle Fuel Tank (Plastic Fuel Tank)	USEP2059

Engine	Years	Application Description	USMW
FORD (CONT.)			
F-150 (CONT.)			
5.8L V8 5752cc 351 CID	1995	Lightning; VIN R, VIN H; XLT, Lightning; VIN R, VIN H; XLT; 18 Gallon Aft Axle Fuel Tank (Steel Fuel Tank)	USEP2064
F-150 HERITAGE			
4.2L V6 256 CID	2004	Extended Cab Pickup; Standard Cab Pickup; Except for Bosch, Carter, and Delphi	USEP2377
4.6L V8 4601cc 281 CID	2004	Extended Cab Pickup; Standard Cab Pickup; VIN W; Except for Bosch, Carter, and Delphi	USEP2377
5.4L V8 5408cc 330 CID	2004	Extended Cab Pickup; Standard Cab Pickup; BI-FUEL; Except for Bosch, Carter, and Delphi	USEP2377
F-200 (MEX)			
5.0L V8 5000cc	1990		USEP2059
5.8L V8 5800cc 353 CID	1990		USEP2059
F-250			
4.6L V8 4601cc 281 CID	1997	Naturally Aspirated; Standard Cab Pickup; VIN 6, VIN W	USEP2379
4.6L V8 4601cc 281 CID	1998	Extended Cab Pickup; VIN 6; Extended Cab Pickup; VIN W; Standard Cab Pickup	USEP2379
4.6L V8 4601cc 281 CID	1999	Extended Cab Pickup; VIN 6; Extended Cab Pickup; VIN W; Standard Cab Pickup; Except for Bosch, Carter, and Delphi	USEP2377
4.6L V8 4601cc 281 CID	1999	Lobo; Sold in Mexico	USEP2284
4.6L V8 4601cc 281 CID	2003-2004	Sold in Mexico	USEP2157
4.6L V8 4601cc 281 CID	2005	Sold in Mexico	USEP2068
4.6L V8 4601cc 281 CID	2005		USEP2157
5.0L V8 302 CID	1985-1986	VIN N; 17 Gallon Midship Fuel Tank	USEP2035
5.0L V8 302 CID	1985-1986	VIN N; 19 Gallon Midship Fuel Tank	USEP2035
5.0L V8 302 CID	1985-1987	F; VIN N; 1.45 inch pump diameter; External Pump	USEP2000A
5.0L V8 302 CID	1985-1987	F; VIN N; 2 inch pump diameter; External Pump	USEP2000
5.0L V8 302 CID	1987-1989	VIN N; Rear Fuel Tank (Steel Fuel Tank)	USEP2035
5.0L V8 302 CID	1987	F; VIN N; 17 Gallon Midship Fuel Tank	USEP2008
5.0L V8 302 CID	1987	F; VIN N; 19 Gallon Midship Fuel Tank	USEP2008
5.0L V8 302 CID	1988-1989	VIN N; 1.45 inch pump diameter; External Pump	USEP2000A
5.0L V8 302 CID	1988-1989	VIN N; 17 Gallon Midship Fuel Tank	USEP2008
5.0L V8 302 CID	1988-1989	VIN N; 19 Gallon Midship Fuel Tank	USEP2008
5.0L V8 302 CID	1988-1989	VIN N; 2 inch pump diameter; External Pump	USEP2000
5.0L V8 302 CID	1988-1989	VIN N; Rear Fuel Tank (Plastic Fuel Tank)	USEP2484
5.0L V8 302 CID	1991-1992	18 Gallon Aft Axle Fuel Tank (Steel Fuel Tank)	USEP2064
5.0L V8 302 CID	1991-1996	VIN N; 17 Gallon Midship Fuel Tank (Steel Fuel Tank)	USEP2059
5.0L V8 302 CID	1991-1996	VIN N; 18 Gallon Aft Axle Fuel Tank (Steel Fuel Tank)	USEP2059
5.0L V8 302 CID	1991-1996	VIN N; 19 Gallon Aft Axle Fuel Tank (Plastic Fuel Tank)	USEP2059
5.0L V8 302 CID	1992-1996	VIN N; (2 Tube Ports); 19 Gallon Midship Fuel Tank (Steel Fuel Tank)	USEP2059
5.0L V8 302 CID	1992-1996	VIN N; (3 Tube Ports); 19 Gallon Midship Fuel Tank (Steel Fuel Tank)	USEP2059
5.0L V8 302 CID	1993-1996	Naturally Aspirated, 18 Gallon Aft Axle Fuel Tank (Steel Fuel Tank)	USEP2064

Engine	Years	Application Description	USMW
5.4L V8 5408cc 330 CID	1999	BI-FUEL; Extended Cab Pickup; Standard Cab Pickup; Except for Bosch, Carter, and Delphi	USEP2377
5.4L V8 5408cc 330 CID	2000	Lobo; Sold in Mexico	USEP2284
5.8L V8 5752cc 351 CID	1988-1989	VIN H; 1.45 inch pump diameter; External Pump	USEP2000A
5.8L V8 5752cc 351 CID	1988-1989	VIN H; 17 Gallon Midship Fuel Tank	USEP2008
5.8L V8 5752cc 351 CID	1988-1989	VIN H; 19 Gallon Midship Fuel Tank	USEP2008
5.8L V8 5752cc 351 CID	1988-1989	VIN H; 2 inch pump diameter; External Pump	USEP2000
5.8L V8 5752cc 351 CID	1988-1989	VIN H; Rear Fuel Tank (Plastic Fuel Tank)	USEP2484
5.8L V8 5752cc 351 CID	1990-1991	VIN H; 19 Gallon Midship Fuel Tank (Steel Fuel Tank)	USEP2059
5.8L V8 5752cc 351 CID	1990-1992	VIN H; 18 Gallon Aft Axle Fuel Tank (Steel Fuel Tank)	USEP2064
5.8L V8 5752cc 351 CID	1990-1996	VIN H; 17 Gallon Midship Fuel Tank (Steel Fuel Tank)	USEP2059
5.8L V8 5752cc 351 CID	1990-1996	VIN H; 18 Gallon Aft Axle Fuel Tank (Steel Fuel Tank)	USEP2059
5.8L V8 5752cc 351 CID	1990-1996	VIN H; 19 Gallon Aft Axle Fuel Tank (Plastic Fuel Tank)	USEP2059
5.8L V8 5752cc 351 CID	1992-1996	VIN H; (2 Tube Ports); 19 Gallon Midship Fuel Tank (Steel Fuel Tank)	USEP2059
5.8L V8 5752cc 351 CID	1992-1996	VIN H; (3 Tube Ports); 19 Gallon Midship Fuel Tank (Steel Fuel Tank)	USEP2059
5.8L V8 5752cc 351 CID	1993-1996	Naturally Aspirated; VIN H, 18 Gallon Aft Axle Fuel Tank (Steel Fuel Tank)	USEP2064
7.5L V8 7538cc 460 CID	1985-1986	CARB; VIN L, CARB; VIN L; 18 Gallon Aft Axle Fuel Tank (Steel Fuel Tank)	USEP2484
7.5L V8 7538cc 460 CID	1985-1986	CARB; VIN L; 19 Gallon Aft Axle Fuel Tank (Plastic Fuel Tank)	USEP2484
7.5L V8 7538cc 460 CID	1985-1986	CARB; VIN L; Midship Fuel Tank	USEP2484
7.5L V8 7538cc 460 CID	1988-1989	VIN G; 17 Gallon Midship Fuel Tank	USEP2008
7.5L V8 7538cc 460 CID	1988-1989	VIN G; 19 Gallon Midship Fuel Tank	USEP2008
7.5L V8 7538cc 460 CID	1988	VIN G; 1.45 inch pump diameter; External Pump	USEP2000A
7.5L V8 7538cc 460 CID	1988	VIN G; 2 inch pump diameter; External Pump	USEP2000
7.5L V8 7538cc 460 CID	1988	VIN G; Rear Fuel Tank (Plastic Fuel Tank)	USEP2484
7.5L V8 7538cc 460 CID	1989	Extended Cab Pickup; VIN G, Standard Cab Pickup; 1.45 inch pump diameter; External Pump	USEP2000A
7.5L V8 7538cc 460 CID	1989	Extended Cab Pickup; VIN G, Standard Cab Pickup; 2 inch pump diameter; External Pump	USEP2000
7.5L V8 7538cc 460 CID	1989	VIN G; Aft Axle Fuel Tank (Plastic Fuel Tank)	USEP2484
7.5L V8 7538cc 460 CID	1990-1991	VIN G; 19 Gallon Midship Fuel Tank (Steel Fuel Tank)	USEP2059
7.5L V8 7538cc 460 CID	1990-1992	VIN G; 18 Gallon Aft Axle Fuel Tank (Steel Fuel Tank)	USEP2064
7.5L V8 7538cc 460 CID	1990-1996	VIN G; 17 Gallon Midship Fuel Tank (Steel Fuel Tank)	USEP2059
7.5L V8 7538cc 460 CID	1990-1996	VIN G; 18 Gallon Aft Axle Fuel Tank (Steel Fuel Tank)	USEP2059
7.5L V8 7538cc 460 CID	1990-1996	VIN G; 19 Gallon Aft Axle Fuel Tank (Plastic Fuel Tank)	USEP2059
7.5L V8 7538cc 460 CID	1992-1996	VIN G; (2 Tube Ports); 19 Gallon Midship Fuel Tank (Steel Fuel Tank)	USEP2059
7.5L V8 7538cc 460 CID	1992-1996	VIN G; (3 Tube Ports); 19 Gallon Midship Fuel Tank (Steel Fuel Tank)	USEP2059
7.5L V8 7538cc 460 CID	1993-1996	Naturally Aspirated; VIN G, 18 Gallon Aft Axle Fuel Tank (Steel Fuel Tank)	USEP2064
F-250 2WD (MEX)			
4.6L V8 4608cc 281 CID	2004		USEP2318

**APPLICATIONS
KITS**

Engine	Years	Application Description	USMW
FORD (CONT.)			
F-250 2WD (MEX) (CONT.)			
4.6L V8 4608cc 281 CID	2009		USEP2314
F-250 4WD (MEX)			
4.6L V8 4608cc 281 CID	2005		USEP2377
4.6L V8 4608cc 281 CID	2009		USEP2314
F-250 SUPER DUTY			
5.4L V8 5408cc 330 CID	1999-2003	Crew Cab Pickup; Extended Cab Pickup; Midship Fuel Tank	USEP2318
5.4L V8 5408cc 330 CID	1999-2003	Crew Cab Pickup; VIN L; w/ 158.0 In. Wheelbase; Midship Fuel Tank (Calif)	USEP2318
5.4L V8 5408cc 330 CID	1999-2003	Extended Cab Pickup; Standard Cab Pickup; Midship Fuel Tank	USEP2318
5.4L V8 5408cc 330 CID	1999-2003	Extended Cab Pickup; VIN L; w/ 158.0 In. Wheelbase; Midship Fuel Tank (Calif)	USEP2318
5.4L V8 5408cc 330 CID	1999-2003	Naturally Aspirated; Standard Cab Pickup; VIN L; w/ 158.0 In. Wheelbase; Midship Fuel Tank (Calif)	USEP2318
5.4L V8 5408cc 330 CID	1999-2003	Naturally Aspirated; Standard Cab Pickup; VIN L; w/ 172.0 In. Wheelbase; Midship Fuel Tank	USEP2318
5.4L V8 5408cc 330 CID	1999	Naturally Aspirated; VIN L; Aft Axle Fuel Tank	USEP2314
5.4L V8 5408cc 330 CID	2000-2003	Naturally Aspirated; VIN L; Aft Axle Fuel Tank (Exc.Calif)	USEP2312
5.4L V8 5408cc 330 CID	2004	Crew Cab Pickup; King Ranch; VIN L; Midship Fuel Tank	USEP2318
5.4L V8 5408cc 330 CID	2004	King Ranch; VIN L; King Ranch; VIN L; Aft Axle Fuel Tank	USEP2312
5.4L V8 5408cc 330 CID	2005	Naturally Aspirated; VIN 5; Aft Axle Fuel Tank	USEP2366
5.4L V8 5408cc 330 CID	2005	VIN 5; Midship Fuel Tank	USEP2386
5.4L V8 5408cc 330 CID	2006-2007	King Ranch; VIN 5; w/ 172.4 In. Wheelbase	USEP2386
5.4L V8 5408cc 330 CID	2006-2007	Lariat; XL, XLT; w/ 141.8 In. Wheelbase, w/ 141.8 In. Wheelbase; Aft Axle Fuel Tank	USEP2366
5.4L V8 5408cc 330 CID	2006-2007	Lariat; XL, XLT; w/ 158.0 In. Wheelbase, w/ 172.4 In. Wheelbase, Midship Fuel Tank	USEP2386
5.4L V8 5408cc 330 CID	2006	King Ranch; VIN 5; w/ 156.2 In. Wheelbase	USEP2364
5.4L V8 5408cc 330 CID	2006	King Ranch; VIN 5; w/ 156.2 In. Wheelbase; Except for Bosch, Carter, and Delphi	USEP2226
5.4L V8 5408cc 330 CID	2006	Lariat; XL, XLT; w/ 141.8 In. Wheelbase, w/ 156.2 In. Wheelbase, Except for Bosch, Carter, and Delphi; Midship Fuel Tank	USEP2226
5.4L V8 5408cc 330 CID	2006	Lariat; XL, XLT; w/ 141.8 In. Wheelbase, w/ 156.2 In. Wheelbase, Midship Fuel Tank	USEP2364
5.4L V8 5408cc 330 CID	2007	King Ranch; VIN 5; w/ 156.2 In. Wheelbase	USEP2386
5.4L V8 5408cc 330 CID	2007	Lariat; XL, XLT; w/ 141.8 In. Wheelbase, w/ 156.2 In. Wheelbase, Midship Fuel Tank	USEP2386
5.4L V8 5408cc 330 CID	2008-2009	FX4, King Ranch, Lariat, XL, XLT	USEP2314
5.4L V8 5408cc 330 CID	2010	King Ranch, Lariat, XL, XLT	USEP2314
6.0L V8 5948cc 363 CID	2003-2005	DIESEL; VIN P; External Pump	USEP2340
6.0L V8 5948cc 363 CID	2006-2007	DIESEL; Harley-Davidson Edition; King Ranch; Lariat; XL, VIN P; XLT; External Pump	USEP2340
6.4L V8 6400cc 391 CID	2008-2010	In-Line	USEP2519
6.8L V10 6800cc 415 CID	1999-2000	Crew Cab Pickup; Extended Cab Pickup; VIN S; Midship Fuel Tank	USEP2317
6.8L V10 6800cc 415 CID	1999-2000	Crew Cab Pickup; VIN S; w/ 156.0 In. Wheelbase; Midship Fuel Tank	USEP2317
6.8L V10 6800cc 415 CID	1999-2000	Crew Cab Pickup; VIN S; w/ 158.0 In. Wheelbase; Midship Fuel Tank (Calif)	USEP2317
6.8L V10 6800cc 415 CID	1999-2000	Crew Cab Pickup; w/ 137.0 In. Wheelbase, Crew Cab Pickup; w/ 142.0 In. Wheelbase; Midship Fuel Tank (Calif)	USEP2317

Engine	Years	Application Description	USMW
6.8L V10 6800cc 415 CID	1999-2000	Extended Cab Pickup; Standard Cab Pickup; Midship Fuel Tank	USEP2317
6.8L V10 6800cc 415 CID	1999-2000	Extended Cab Pickup; VIN S; w/ 158.0 In. Wheelbase; Midship Fuel Tank (Calif)	USEP2317
6.8L V10 6800cc 415 CID	1999-2000	Naturally Aspirated; Standard Cab Pickup; VIN S; w/ 158.0 In. Wheelbase; Midship Fuel Tank (Calif)	USEP2317
6.8L V10 6800cc 415 CID	1999-2000	Naturally Aspirated; Standard Cab Pickup; VIN S; w/ 172.0 In. Wheelbase; Midship Fuel Tank	USEP2317
6.8L V10 6800cc 415 CID	1999-2000	Naturally Aspirated; VIN S; Aft Axle Fuel Tank	USEP2317
6.8L V10 6800cc 415 CID	1999	Lariat, XL, XLT	USEP2314
6.8L V10 6800cc 415 CID	2000	Crew Cab Pickup; w/ 137.0 In. Wheelbase, Crew Cab Pickup; w/ 142.0 In. Wheelbase; Midship Fuel Tank (Exc.Calif)	USEP2317
6.8L V10 6800cc 415 CID	2001	Crew Cab Pickup; Extended Cab Pickup, Midship Fuel Tank	USEP2317
6.8L V10 6800cc 415 CID	2001	Naturally Aspirated; Aft Axle Fuel Tank	USEP2317
6.8L V10 6800cc 415 CID	2005	Naturally Aspirated; VIN Y; Aft Axle Fuel Tank	USEP2366
6.8L V10 6800cc 415 CID	2005	w/ 137.0 In. Wheelbase, w/ 141.8 In. Wheelbase, w/ 156.2 In. Wheelbase, w/ 158.0 In. Wheelbase, w/ 172.4 In. Wheelbase; Midship Fuel Tank	USEP2386
6.8L V10 6800cc 415 CID	2006-2007	King Ranch; VIN Y; w/ 172.4 In. Wheelbase	USEP2386
6.8L V10 6800cc 415 CID	2006-2007	Lariat; XL, XLT; Midship Fuel Tank	USEP2386
6.8L V10 6800cc 415 CID	2006-2007	Lariat; XL, XLT; w/ 141.8 In. Wheelbase, Aft Axle Fuel Tank	USEP2366
6.8L V10 6800cc 415 CID	2006	King Ranch; VIN Y; w/ 156.2 In. Wheelbase	USEP2364
6.8L V10 6800cc 415 CID	2006	King Ranch; VIN Y; w/ 156.2 In. Wheelbase; Except for Bosch, Carter, and Delphi	USEP2226
6.8L V10 6800cc 415 CID	2006	Lariat; XL, XLT; w/ 141.8 In. Wheelbase, Lariat; w/ 156.2 In. Wheelbase, Except for Bosch, Carter, and Delphi; Midship Fuel Tank	USEP2226
6.8L V10 6800cc 415 CID	2006-2009	FX4, Harley-Davidson Edition, King Ranch, Lariat, XL, XLT	USEP2314
6.8L V10 6800cc 415 CID	2010	King Ranch, Lariat, XL, XLT	USEP2314
7.3L V8 7292 cc 445 CID	1999-2003	DIESEL; VIN F; External Pump	USEP2236
F-350			
5.0L V8 302 CID	1997	Sold in Mexico	USEP2059
5.0L V8 4949cc 302 CID	1980-1990	Sold in Mexico	USEP8004
5.0L V8 4949cc 302 CID	1995	Sold in Mexico	USEP2059
5.8L V8 5752cc 351 CID	1988-1989	VIN H; Aft Axle Fuel Tank (Plastic Fuel Tank)	USEP2484
5.8L V8 5752cc 351 CID	1988-1989	VIN H; Aft Axle Fuel Tank (Steel Fuel Tank)	USEP2035
5.8L V8 5752cc 351 CID	1988-1989	VIN H; w/ 133.0 In. Wheelbase, w/ 137.0 In. Wheelbase, w/ 155.0 In. Wheelbase; 1.45 inch pump diameter; External Pump	USEP2000A
5.8L V8 5752cc 351 CID	1988-1989	VIN H; w/ 133.0 In. Wheelbase, w/ 137.0 In. Wheelbase, w/ 155.0 In. Wheelbase; 2 inch pump diameter; External Pump	USEP2000
5.8L V8 5752cc 351 CID	1988-1989	VIN H; w/ 133.0 In. Wheelbase, w/ 155.0 In. Wheelbase; 19 Gallon Midship Fuel Tank	USEP2008
5.8L V8 5752cc 351 CID	1990-1991	VIN H; 19 Gallon Midship Fuel Tank (Steel Fuel Tank)	USEP2059

Engine	Years	Application Description	USMW
FORD (CONT.)			
F-350 (CONT.)			
5.8L V8 5752cc 351 CID	1990-1992	VIN H; 18 Gallon Aft Axle Fuel Tank (Steel Fuel Tank)	USEP2064
5.8L V8 5752cc 351 CID	1990-1997	VIN H; 17 Gallon Midship Fuel Tank (Steel Fuel Tank)	USEP2059
5.8L V8 5752cc 351 CID	1990-1997	VIN H; 18 Gallon Aft Axle Fuel Tank (Steel Fuel Tank)	USEP2059
5.8L V8 5752cc 351 CID	1990-1997	VIN H; 19 Gallon Aft Axle Fuel Tank (Plastic Fuel Tank)	USEP2059
5.8L V8 5752cc 351 CID	1992-1997	VIN H; (2 Tube Ports); 19 Gallon Midship Fuel Tank (Steel Fuel Tank)	USEP2059
5.8L V8 5752cc 351 CID	1992-1997	VIN H; (3 Tube Ports); 19 Gallon Midship Fuel Tank (Steel Fuel Tank)	USEP2059
5.8L V8 5752cc 351 CID	1993-1997	Naturally Aspirated; VIN H, 18 Gallon Aft Axle Fuel Tank (Steel Fuel Tank)	USEP2064
5.8L V8 5752cc 351 CID	1996	Sold in Mexico	USEP2064
7.5L V8 7538cc 460 CID	1985-1986	CARB; VIN L, CARB; VIN L; 18 Gallon Aft Axle Fuel Tank (Steel Fuel Tank)	USEP2484
7.5L V8 7538cc 460 CID	1985-1986	CARB; VIN L; 19 Gallon Aft Axle Fuel Tank (Plastic Fuel Tank)	USEP2484
7.5L V8 7538cc 460 CID	1985-1986	CARB; VIN L; Midship Fuel Tank	USEP2484
7.5L V8 7538cc 460 CID	1988-1989	VIN G; Aft Axle Fuel Tank (Plastic Fuel Tank)	USEP2484
7.5L V8 7538cc 460 CID	1988-1989	VIN G; Aft Axle Fuel Tank (Steel Fuel Tank)	USEP2035
7.5L V8 7538cc 460 CID	1988-1989	VIN G; w/ 133.0 In. Wheelbase, w/ 137.0 In. Wheelbase, w/ 155.0 In. Wheelbase; 1.45 inch pump diameter; External Pump	USEP2000A
7.5L V8 7538cc 460 CID	1988-1989	VIN G; w/ 133.0 In. Wheelbase, w/ 137.0 In. Wheelbase, w/ 155.0 In. Wheelbase; 2 inch pump diameter; External Pump	USEP2000
7.5L V8 7538cc 460 CID	1988-1989	VIN G; w/ 133.0 In. Wheelbase, w/ 155.0 In. Wheelbase; 1 9 Gallon Midship Fuel Tank	USEP2008
7.5L V8 7538cc 460 CID	1990-1991	VIN G; 19 Gallon Midship Fuel Tank (Steel Fuel Tank)	USEP2059
7.5L V8 7538cc 460 CID	1990-1992	VIN G; 18 Gallon Aft Axle Fuel Tank (Steel Fuel Tank)	USEP2064
7.5L V8 7538cc 460 CID	1990-1997	VIN G; 17 Gallon Midship Fuel Tank (Steel Fuel Tank)	USEP2059
7.5L V8 7538cc 460 CID	1990-1997	VIN G; 18 Gallon Aft Axle Fuel Tank (Steel Fuel Tank)	USEP2059
7.5L V8 7538cc 460 CID	1990-1997	VIN G; 19 Gallon Aft Axle Fuel Tank (Plastic Fuel Tank)	USEP2059
7.5L V8 7538cc 460 CID	1992-1997	VIN G; (2 Tube Ports); 19 Gallon Midship Fuel Tank (Steel Fuel Tank)	USEP2059
7.5L V8 7538cc 460 CID	1992-1997	VIN G; (3 Tube Ports); 19 Gallon Midship Fuel Tank (Steel Fuel Tank)	USEP2059
7.5L V8 7538cc 460 CID	1993-1997	Naturally Aspirated; VIN G, 18 Gallon Aft Axle Fuel Tank (Steel Fuel Tank)	USEP2064
F-350 2WD (MEX)			
5.4L V8 5409cc 330 CID	2000		USEP2314
F-350 SUPER DUTY			
5.4L V8 5408cc 330 CID	1999-2002	Crew Cab Pickup; VIN L; w/ 137.0 In. Wheelbase; Midship Fuel Tank (Exc.Calif)	USEP2318
5.4L V8 5408cc 330 CID	1999-2002	Crew Cab Pickup; VIN L; w/ 158.0 In. Wheelbase; Midship Fuel Tank (Calif)	USEP2318

Engine	Years	Application Description	USMW
5.4L V8 5408cc 330 CID	1999-2002	Crew Cab Pickup; VIN L; w/ 172.0 In. Wheelbase; Midship Fuel Tank (Calif)	USEP2318
5.4L V8 5408cc 330 CID	1999-2002	Crew Cab Pickup; VIN L; w/ 172.0 In. Wheelbase; Midship Fuel Tank (Exc.Calif)	USEP2318
5.4L V8 5408cc 330 CID	1999-2002	Extended Cab Pickup; VIN L; w/ 137.0 In. Wheelbase; Midship Fuel Tank (Calif)	USEP2318
5.4L V8 5408cc 330 CID	1999-2002	Extended Cab Pickup; VIN L; w/ 137.0 In. Wheelbase; Midship Fuel Tank (Exc.Calif)	USEP2318
5.4L V8 5408cc 330 CID	1999-2002	Extended Cab Pickup; VIN L; w/ 158.0 In. Wheelbase; Midship Fuel Tank (Calif)	USEP2318
5.4L V8 5408cc 330 CID	1999-2002	Extended Cab Pickup; VIN L; w/ 172.0 In. Wheelbase; Midship Fuel Tank (Calif)	USEP2318
5.4L V8 5408cc 330 CID	1999-2002	Extended Cab Pickup; VIN L; w/ 172.0 In. Wheelbase; Midship Fuel Tank (Exc.Calif)	USEP2318
5.4L V8 5408cc 330 CID	1999-2002	Naturally Aspirated; Standard Cab Pickup; VIN L; w/ 137.0 In. Wheelbase; Midship Fuel Tank (Calif)	USEP2318
5.4L V8 5408cc 330 CID	1999-2002	Naturally Aspirated; Standard Cab Pickup; VIN L; w/ 137.0 In. Wheelbase; Midship Fuel Tank (Exc.Calif)	USEP2318
5.4L V8 5408cc 330 CID	1999-2002	Naturally Aspirated; Standard Cab Pickup; VIN L; w/ 158.0 In. Wheelbase; Midship Fuel Tank (Calif)	USEP2318
5.4L V8 5408cc 330 CID	1999-2002	Naturally Aspirated; Standard Cab Pickup; VIN L; w/ 172.0 In. Wheelbase; Midship Fuel Tank (Calif)	USEP2318
5.4L V8 5408cc 330 CID	1999-2002	Naturally Aspirated; Standard Cab Pickup; VIN L; w/ 172.0 In. Wheelbase; Midship Fuel Tank (Exc.Calif)	USEP2318
5.4L V8 5408cc 330 CID	1999-2003	Cab & Chassis; VIN L; Midship Fuel Tank	USEP2312
5.4L V8 5408cc 330 CID	1999-2003	Crew Cab Pickup; Extended Cab Pickup; Midship Fuel Tank	USEP2318
5.4L V8 5408cc 330 CID	1999-2003	Crew Cab Pickup; VIN L; w/ 137.0 In. Wheelbase; Midship Fuel Tank (Calif)	USEP2318
5.4L V8 5408cc 330 CID	1999-2003	Extended Cab Pickup; VIN L; w/ 142.0 In. Wheelbase, Extended Cab Pickup; VIN L; w/ 156.0 In. Wheelbase; Midship Fuel Tank	USEP2318
5.4L V8 5408cc 330 CID	1999-2003	Standard Cab Pickup; VIN L; Midship Fuel Tank	USEP2318
5.4L V8 5408cc 330 CID	2000-2003	Naturally Aspirated; VIN L; Aft Axle Fuel Tank (Exc.Calif)	USEP2312
5.4L V8 5408cc 330 CID	2003	Extended Cab Pickup; Standard Cab Pickup; VIN L; Midship Fuel Tank (Calif)	USEP2318
5.4L V8 5408cc 330 CID	2003	Naturally Aspirated; Standard Cab Pickup; VIN L; Midship Fuel Tank (Calif)	USEP2318
5.4L V8 5408cc 330 CID	2004	King Ranch; Crew Cab Pickup; King Ranch; VIN L	USEP2318
5.4L V8 5408cc 330 CID	2005	King Ranch; VIN 5; w/ 156.2 In. Wheelbase, King Ranch; VIN 5; w/ 172.4 In. Wheelbase; Midship Fuel Tank	USEP2386
5.4L V8 5408cc 330 CID	2005	Naturally Aspirated; VIN 5; Aft Axle Fuel Tank	USEP2366
5.4L V8 5408cc 330 CID	2006-2007	King Ranch; VIN 5; w/ 172.4 In. Wheelbase	USEP2386
5.4L V8 5408cc 330 CID	2006-2007	Lariat; XL, XLT; w/ 141.8 In. Wheelbase, Aft Axle Fuel Tank	USEP2366
5.4L V8 5408cc 330 CID	2006-2007	Lariat; XL, XLT; w/ 158.0 In. Wheelbase, w/ 172.4 In. Wheelbase, w/ 137.0 In. Wheelbase; Midship Fuel Tank	USEP2386
5.4L V8 5408cc 330 CID	2006	King Ranch; VIN 5; w/ 156.2 In. Wheelbase	USEP2364

**APPLICATIONS
KITS**

Engine	Years	Application Description	USMW
FORD (CONT.)			
F-350 SUPER DUTY (CONT.)			
5.4L V8 5408cc 330 CID	2006	King Ranch; VIN 5; w/ 156.2 In. Wheelbase; Except for Bosch, Carter, and Delphi	USEP2226
5.4L V8 5408cc 330 CID	2006	Lariat; XL, XLT; w/ 141.8 In. Wheelbase, w/ 156.2 In. Wheelbase, Except for Bosch, Carter, and Delphi; Midship Fuel Tank	USEP2226
5.4L V8 5408cc 330 CID	2006	Lariat; XL, XLT; w/ 141.8 In. Wheelbase, w/ 156.2 In. Wheelbase, Midship Fuel Tank	USEP2364
5.4L V8 5408cc 330 CID	2007	XL; XLT; VIN 5; w/ 162.0 In. Wheelbase, w/ 165.0 In. Wheelbase, w/ 176.0 In. Wheelbase, Aft Axle Fuel Tank	USEP2366
5.4L V8 5408cc 330 CID	2007	King Ranch; VIN 5; w/ 156.2 In. Wheelbase	USEP2386
5.4L V8 5408cc 330 CID	2007	Lariat; XL, XLT; Midship Fuel Tank	USEP2386
5.4L V8 5408cc 330 CID	2008	FX4, King Ranch, Lariat, XL	USEP2314
5.4L V8 5408cc 330 CID	2009	FX4, King Ranch, Lariat, XL, XLT	USEP2314
5.4L V8 5408cc 330 CID	2010	King Ranch, Lariat, XL, XLT	USEP2314
6.0L V8 5948cc 363 CID	2003-2004	DIESEL; VIN P; External Pump	USEP2340
6.0L V8 5948cc 363 CID	2005	DIESEL; Harley-Davidson Edition, King Ranch, Lariat, XL, XLT	USEP2340
6.0L V8 5948cc 363 CID	2006-2007	DIESEL; Harley-Davidson Edition; King Ranch; Lariat; XL, VIN P; XLT; External Pump	USEP2340
6.4L V8 6400cc 391 CID	2008-2010	In-Line	USEP2519
6.8L V10 6800cc 415 CID	1999-2000	Cab & Chassis; VIN S; Midship Fuel Tank (Exc. Calif)	USEP2317
6.8L V10 6800cc 415 CID	1999-2000	Crew Cab Pickup; Extended Cab Pickup; VIN S; Midship Fuel Tank	USEP2317
6.8L V10 6800cc 415 CID	1999-2000	Crew Cab Pickup; VIN S; w/ 158.0 In. Wheelbase; Midship Fuel Tank (Calif)	USEP2317
6.8L V10 6800cc 415 CID	1999-2000	Crew Cab Pickup; w/ 137.0 In. Wheelbase, w/ 142.0 In. Wheelbase, w/ 156.0 In. Wheelbase; Midship Fuel Tank	USEP2317
6.8L V10 6800cc 415 CID	1999-2000	Extended Cab Pickup; Standard Cab Pickup; Midship Fuel Tank	USEP2317
6.8L V10 6800cc 415 CID	1999-2000	Extended Cab Pickup; VIN S; w/ 158.0 In. Wheelbase; Midship Fuel Tank (Calif)	USEP2317
6.8L V10 6800cc 415 CID	1999-2000	Naturally Aspirated; Standard Cab Pickup; VIN S; w/ 158.0 In. Wheelbase; Midship Fuel Tank (Calif)	USEP2317
6.8L V10 6800cc 415 CID	1999-2000	Naturally Aspirated; Standard Cab Pickup; VIN S; w/ 172.0 In. Wheelbase; Midship Fuel Tank	USEP2317
6.8L V10 6800cc 415 CID	1999-2001	Cab & Chassis; VIN S; Midship Fuel Tank (Calif)	USEP2317
6.8L V10 6800cc 415 CID	1999-2001	Naturally Aspirated; VIN S; Aft Axle Fuel Tank	USEP2317
6.8L V10 6800cc 415 CID	2001	Cab & Chassis; Crew Cab Pickup; Extended Cab Pickup; Standard Cab Pickup; Midship Fuel Tank	USEP2317
6.8L V10 6800cc 415 CID	2005	Harley-Davidson Edition; Midship Fuel Tank	USEP2386
6.8L V10 6800cc 415 CID	2005	Naturally Aspirated; VIN Y; Aft Axle Fuel Tank	USEP2366
6.8L V10 6800cc 415 CID	2006-2007	King Ranch; VIN Y; w/ 172.4 In. Wheelbase	USEP2386
6.8L V10 6800cc 415 CID	2006-2007	Lariat; XL, XLT; Midship Fuel Tank	USEP2386
6.8L V10 6800cc 415 CID	2006-2007	Lariat; XL, XLT; w/ 141.8 In. Wheelbase, Aft Axle Fuel Tank	USEP2366
6.8L V10 6800cc 415 CID	2006	King Ranch; VIN Y; w/ 156.2 In. Wheelbase	USEP2364
6.8L V10 6800cc 415 CID	2006	King Ranch; VIN Y; w/ 156.2 In. Wheelbase; Except for Bosch, Carter, and Delphi	USEP2226
6.8L V10 6800cc 415 CID	2006	Lariat; XL, XLT; w/ 141.8 In. Wheelbase, w/ 156.2 In. Wheelbase; Except for Bosch, Carter, and Delphi; Midship Fuel Tank	USEP2226
6.8L V10 6800cc 415 CID	2006	Lariat; XL, XLT; w/ 141.8 In. Wheelbase, w/ 156.2 In. Wheelbase; Midship Fuel Tank	USEP2364
6.8L V10 6800cc 415 CID	2007	King Ranch; VIN Y; w/ 156.2 In. Wheelbase	USEP2386

Engine	Years	Application Description	USMW
6.8L V10 6800cc 415 CID	2007	XL; w/ 162.0 In. Wheelbase, w/ 165.0 In. Wheelbase, w/ 176.0 In. Wheelbase, Aft Axle Fuel Tank	USEP2366
6.8L V10 6800cc 415 CID	2008	FX4, Harley-Davidson Edition, King Ranch, Lariat, XL	USEP2314
6.8L V10 6800cc 415 CID	2009	FX4, Harley-Davidson Edition, King Ranch, Lariat, XL, XLT	USEP2314
6.8L V10 6800cc 415 CID	2010	King Ranch, Lariat, XL, XLT	USEP2314
7.3L V8 7292 cc 445 CID	1999-2003	DIESEL; VIN F; External Pump	USEP2236
F-450 SUPER DUTY			
6.0L V8 5948cc 363 CID	2003	DIESEL; External Pump	USEP2340
6.0L V8 5948cc 363 CID	2004	DIESEL; VIN P; External Pump	USEP2340
6.0L V8 5948cc 363 CID	2005	DIESEL; Lariat, XL, XLT	USEP2340
6.0L V8 5948cc 363 CID	2006-2007	DIESEL; Lariat; XL, VIN P; XLT; External Pump	USEP2340
6.4L V8 6400cc 391 CID	2008-2010	In-Line	USEP2519
6.8L V10 6800cc 415 CID	1999-2010	Lariat, XL, XLT	USEP2314
6.8L V10 6800cc 415 CID	1999	Naturally Aspirated; VIN S; Aft Axle Fuel Tank	USEP2317
6.8L V10 6800cc 415 CID	2000-2001	Naturally Aspirated; Aft Axle Fuel Tank	USEP2317
6.8L V10 6800cc 415 CID	2005-2007	Lariat; XL, XLT; VIN Y; Aft Axle Fuel Tank	USEP2366
6.8L V10 6800cc 415 CID	2005-2007	Lariat; XL, XLT; VIN Y; Midship Fuel Tank	USEP2386
6.8L V10 6800cc 415 CID	2008	King Ranch	USEP2314
7.3L V8 7292 cc 445 CID	1999-2003	DIESEL; VIN F; External Pump	USEP2236
F-550 SUPER DUTY			
6.0L V8 5948cc 363 CID	2003	DIESEL; External Pump	USEP2340
6.0L V8 5948cc 363 CID	2004	DIESEL; VIN P; External Pump	USEP2340
6.0L V8 5948cc 363 CID	2005	DIESEL; Lariat, XL, XLT	USEP2340
6.0L V8 5948cc 363 CID	2006-2007	DIESEL; Lariat; ; XL, VIN P; XLT; External Pump	USEP2340
6.4L V8 6400cc 391 CID	2008-2010	In-Line	USEP2519
6.8L V10 6800cc 415 CID	1999-2001	Naturally Aspirated; Aft Axle Fuel Tank	USEP2317
6.8L V10 6800cc 415 CID	2005-2007	Lariat; XL, XLT; VIN Y; Aft Axle Fuel Tank	USEP2366
6.8L V10 6800cc 415 CID	2005-2007	Lariat; XL, XLT; VIN Y; Midship Fuel Tank	USEP2386
7.3L V8 7292 cc 445 CID	1999-2003	DIESEL; VIN F; External Pump	USEP2236
FESTIVA			
1.3L L4 1295cc 79 CID	1989	FI; L; LX; VIN H	USEP8023
1.3L L4 1295cc 79 CID	1990	L	USEP8023
1.3L L4 1295cc 79 CID	1990	L Plus, LX	USEP8023
1.3L L4 1295cc 79 CID	1991-1993	GL, L	USEP8023
FIESTA			
1.3L L4 1299cc 79 CID	1998-2000	Sold in Mexico	USEP2157
1.6L L4 1596cc 97 CID	2001	Sold in Mexico	USEP2157
1.6L L4 1596cc 97 CID	2003-2009	Sold in Mexico	USEP2226
1.6L L4 1596cc 97 CID	2006	Sold in Mexico	USEP2471
1.6L L4 1596cc 97 CID	2010	Sold in Mexico	USEP2314
FIESTA (MEX)			
1.3L L4 1299cc 79 CID	1998-2001		USEP2157
1.4L L4 1388cc	1998-2000		USEP2157
1.6L L4 1587cc 97 CID	2003-2006		USEP2226
1.6L L4 1587cc 97 CID	2007		USEP12027
1.6L L4 1587cc 97 CID	2008-2009		USEP2314
1.6L L4 1596cc 97 CID	2001		USEP2157
FIESTA FIRST (MEX)			
1.6L L4 1597cc 97 CID	2010		USEP2314
FIESTA IKON			
1.6L L4 1596cc 97 CID	2002	Sold in Mexico	USEP2157
1.6L L4 1596cc 97 CID	2003-2004	Sold in Mexico	USEP2226
FIESTA IKON (MEX)			
1.6L L4 1587cc 97 CID	2003-2005		USEP2226
1.6L L4 1587cc 97 CID	2006-2007		USEP2471
1.6L L4 1596cc 97 CID	2002		USEP2157
FIVE HUNDRED			
3.0L V6 2968cc 181 CID	2005-2006	Limited, SE, SEL, Limited	USEP2522
3.0L V6 2968cc 181 CID	2007	Limited, SEL	USEP2522
FOCUS			
2.0L L4 121 CID	2005-2006	VIN N; ZX3,ZX4,ZX5,ZXW	USEP2314
2.0L L4 121 CID	2007	S; SE; SES; VIN N	USEP2314

Engine	Years	Application Description	USMW
FORD (CONT.)			
FOCUS (CONT.)			
2.0L L4 1989cc 121 CID	2000-2001	LX; SE; ZTS, ZX3	USEP2448
2.0L L4 1989cc 121 CID	2000	LX; SE; Sony Limited Edition; ZTS, ZX3, Sony Limited Edition; VIN 3	USEP2448
2.0L L4 1989cc 121 CID	2001	SE; VIN 3	USEP2448
2.0L L4 1989cc 121 CID	2002	LX; SE; SVT; ZTS, ZTW, ZX3, ZX5, From 05/22/02	USEP2386
2.0L L4 1989cc 121 CID	2002	LX; SE; SVT; ZTS, ZTW, ZX3, ZX5; To 05/22/02	USEP2448
2.0L L4 1989cc 121 CID	2003-2004	SE; SVT; ZTS, ZX3, ZX5	USEP2386
2.0L L4 1989cc 121 CID	2003	VIN 3; ZTW	USEP2386
2.3L L4 140 CID	2003-2004	LX; SE; ZTS, ZTW, ZX3, ZX5	USEP2369
2.3L L4 140 CID	2005-2006	VIN Z; ZX4 ST	USEP2314
2.3L L4 140 CID	2007	ST; VIN Z	USEP2314
FOCUS AMBIENTE (MEX)			
2.0L L4 1988cc 121 CID	2007-2009		USEP2229
FOCUS SPORT (MEX)			
2.0L L4 1988cc 121 CID	2007-2009		USEP2229
FOCUS ST (MEX)			
2.5L L5 2521cc	2007-2009		USEP2229
FREESTAR			
3.9L V6 238 CID	2004	SE; SES; (Incl.Tank Seal)	USEP2386
3.9L V6 238 CID	2005	S; VIN 6; (Incl.Tank Seal)	USEP2386
4.2L V6 256 CID	2004	Limited; VIN 2; (Incl.Tank Seal)	USEP2386
4.2L V6 256 CID	2005	SEL; VIN 2; (Incl.Tank Seal)	USEP2386
FUSION (MEX)			
3.0L V6 3000cc 181 CID	2010		USEP2518
FUSION SE (MEX)			
3.0L V6 2967cc 181 CID	2011-2012		USEP2518
FUSION SEL (MEX)			
3.0L V6 2967cc 181 CID	2011-2012		USEP2518
GHIA			
3.0L V6 182 CID	1992	Sold in Mexico	USEP2001
3.0L V6 182 CID	1994	Sold in Mexico	USEP2068
GHIA (MEX)			
2.3L L4 2300cc	1990		USEP2001
3.0L V6 2985cc	1994		USEP2068
GRAND MARQUIS			
4.6L V8 4601cc 281 CID	1998-2000	Sold in Mexico	USEP2157
4.6L V8 4601cc 281 CID	2003-2004	Sold in Mexico	USEP2337
GRAND MARQUIS (MEX)			
4.6L V8 4608cc 281 CID	1998-2001		USEP2157
4.6L V8 4608cc 281 CID	2003-2004		USEP2337
5.0L V8 5000cc	1991-1992		USEP2001
KA (MEX)			
1.6L L4 1596cc 97 CID	2001-2008	Sold in Mexico	USEP2157
LOBO 2WD (MEX)			
4.6L V8 4608cc 281 CID	1997-2005		USEP2284
4.6L V8 4608cc 281 CID	2009		USEP2314
5.4L V8 5409cc 330 CID	1999-2004		USEP2284
5.4L V8 5409cc 330 CID	2009		USEP2314
LOBO 4WD (MEX)			
4.6L V8 4608cc 281 CID	1998-2004		USEP2284
4.6L V8 4608cc 281 CID	2008-2009		USEP2314
5.4L V8 5409cc 330 CID	1999-2006		USEP2284
5.4L V8 5409cc 330 CID	2008-2009		USEP2314
LTD			
3.8L V6 232 CID	1985	Base; FI; Brougham; FI; VIN 3; 1.45 inch pump diameter; External Pump	USEP2000A
3.8L V6 232 CID	1985	Base; FI; Brougham; FI; VIN 3; 2 inch pump diameter; External Pump	USEP2000
3.8L V6 232 CID	1985	Base; Wagon; VIN 3; (Exc.Electronic Instrument Cluster)	USEP2003
3.8L V6 232 CID	1986	Base; Brougham; VIN 3; 1.45 inch pump diameter; External Pump	USEP2000A

Engine	Years	Application Description	USMW
3.8L V6 232 CID	1986	Base; Brougham; VIN 3; 2 inch pump diameter; External Pump	USEP2000
5.0L V8 302 CID	1985-1986	Country Squire LX; FI; Crown Victoria LX; FI; External Pump	USEP2182
5.0L V8 302 CID	1985	Base; CARB; Brougham; CARB; VIN M; 1.45 inch pump diameter; External Pump	USEP2000A
5.0L V8 302 CID	1985	Base; CARB; Brougham; CARB; VIN M; 2 inch pump diameter; External Pump	USEP2000
5.0L V8 302 CID	1985	Base; CARB; VIN M	USEP2035
5.0L V8 302 CID	1985	Brougham; CARB; VIN M; Extended Range Fuel Tank	USEP2003
5.0L V8 302 CID	1985	Brougham; CARB; VIN M; Standard Range Fuel Tank	USEP2035
LTD CROWN VICTORIA			
5.0L V8 302 CID	1987-1988	FI; S; VIN F; Wagon	USEP2182
5.0L V8 302 CID	1987-1989	Base; FI; Sedan; VIN F; External Pump	USEP2182
5.0L V8 302 CID	1987-1989	Base; FI; VIN F; Wagon	USEP2182
5.0L V8 302 CID	1987-1989	FI; LX; Sedan; VIN F; External Pump	USEP2182
5.0L V8 302 CID	1987-1989	FI; LX; VIN F; Wagon	USEP2182
5.0L V8 302 CID	1987-1989	FI; S; Sedan; VIN F; External Pump	USEP2182
MONDEO			
2.0L L4 121 CID	2001-2005	Sold in Mexico	USEP2226
2.5L V6 2540cc 155 CID	2001-2005	Sold in Mexico	USEP2226
MONDEO TREND (MEX)			
2.5L V6 2544cc 155 CID	2001		USEP2226
MUSTANG			
2.3L L4 140 CID	1983	1.45 inch pump diameter	USEP2000A
2.3L L4 140 CID	1983	2 inch pump diameter	USEP2000
2.3L L4 140 CID	1985	FI; SVO; VIN T; From 11/84	USEP2061
2.3L L4 140 CID	1986	FI; SVO; VIN T	USEP2061
2.3L L4 140 CID	1986	FI; SVO; VIN T; 1.45 inch pump diameter; External Pump	USEP2000A
2.3L L4 140 CID	1986	FI; SVO; VIN T; 2 inch pump diameter; External Pump	USEP2000
3.8L V6 232 CID	1985	FI; LX; VIN 3; From 11/84	USEP2061
3.8L V6 232 CID	1985		USEP2073
3.8L V6 232 CID	1986	FI; LX; FI; LX; VIN 3	USEP2073
3.8L V6 232 CID	1998	In-Tank; From 05/03/99	USEP2390
4.6L V8 4601cc 281 CID	1998	Sold in Mexico	USEP2073
5.0L V8 302 CID	1984	1.45 inch pump diameter	USEP2000A
5.0L V8 302 CID	1984	2 inch pump diameter	USEP2000
5.0L V8 302 CID	1985	FI; GT; VIN F; From 11/84	USEP2061
5.0L V8 302 CID	1986	FI; GT; FI; LX; FI; GT; FI; LX; VIN M	USEP2073
5.0L V8 302 CID	1995	Sold in Mexico	USEP2061
MUSTANG II			
5.0L V8 4950cc 302 CID	1975-1978	Sold in Mexico	USEP8004
MYSTIQUE			
2.5L V6 2540cc 155 CID	1997-1999	Sold in Mexico; Except for Bosch, Carter, and Delphi	USEP2226
2.5L V6 2540cc 155 CID	1997	Sold in Mexico, Sedan; Sold in Mexico	USEP2226
2.5L V6 2540cc 155 CID	1999-2000	In-Tank; From 05/03/99	USEP2390
2.5L V6 2544cc 155 CID	1999-2000	In-Tank; From 05/03/99	USEP2390
MYSTIQUE (MEX)			
2.0L L4 1984cc 121 CID	1994-1995		USEP2068
2.5L V6 2544cc 155 CID	1995-1996		USEP2068
2.5L V6 2544cc 155 CID	1997-1999		USEP2226
2.5L V6 2544cc 155 CID	2000		USEP2158
PROBE			
2.0L L4 1989cc 122 CID	1993-1996	SE; VIN A	USEP2068
2.2L L4 133 CID	1989-1992	GL; VIN C, GT; VIN L	USEP8023
2.2L L4 133 CID	1989	LX; VIN C	USEP8023
2.5L V6 2450cc 152 CID	1993-1995	GT; VIN B	USEP2068
3.0L V6 2986cc 182 CID	1991-1992	Naturally Aspirated; Sold in Canada, Sold in United States	USEP2051
RANGER			
2.3L L4 140 CID	1985-1987	DIESEL; FI; VIN E; External Pump	USEP2054
2.3L L4 140 CID	1985-1988	FI; VIN A; 1.45 inch pump diameter; External Pump	USEP2000A

**APPLICATIONS
KITS**

Engine	Years	Application Description	USMW
FORD (CONT.)			
RANGER (CONT.)			
2.3L L4 140 CID	1985-1988	FI; VIN A; 2 inch pump diameter; External Pump	USEP2000
2.3L L4 140 CID	1985	VIN A; Aft Axle Fuel Tank	USEP2036
2.3L L4 140 CID	1986-1987	XLT; Cab & Chassis; Standard Cab Pickup; Stripped Chassis; Midship Fuel Tank	USEP2036
2.3L L4 140 CID	1986-1988	VIN A; XLT; Rear Fuel Tank	USEP2036
2.3L L4 140 CID	1986	FI; VIN A; XLT; 1.45 inch pump diameter; External Pump	USEP2000A
2.3L L4 140 CID	1986	FI; VIN A; XLT; 2 inch pump diameter; External Pump	USEP2000
2.3L L4 140 CID	1988	Standard Cab Pickup; VIN A; XLT; Midship Fuel Tank	USEP2036
2.3L L4 140 CID	1989	Custom; S, STX, XLT, Standard Cab Pickup, Standard Cab Pickup	USEP2078
2.3L L4 140 CID	1989		USEP2002
2.3L L4 140 CID	1990-1992	XLT, S, STX, Custom ; Standard Cab Pickup; Extended Cab Pickup	USEP2106
2.3L L4 140 CID	1990	S Plus; Standard Cab Pickup	USEP2078
2.3L L4 140 CID	1993-1997	Splash; XL, XLT, STX; Standard Cab Pickup, Extended Cab Pickup	USEP2106
2.3L L4 140 CID	1995	Standard Cab Pickup; XL Sport	USEP2078
2.5L L4 153 CID	1999-2001	FI; VIN C; XLT; w/ 112.0 In. Wheelbase; Except for Bosch, Carter, and Delphi	USEP2226
2.5L L4 153 CID	1999	FI; VIN C; XLT; w/ 118.0 In. Wheelbase, w/ 126.0 In. Wheelbase; Except for Bosch, Carter, and Delphi	USEP2226
2.5L L4 153 CID	2000-2001	FI; VIN C; XLT; w/ 118.0 In. Wheelbase, w/ 126.0 In. Wheelbase	USEP2068
2.9L V6 177 CID	1986-1987	XLT; Cab & Chassis; Standard Cab Pickup; Stripped Chassis; Midship Fuel Tank	USEP2036
2.9L V6 177 CID	1986-1988	VIN T; XLT; Rear Fuel Tank	USEP2036
2.9L V6 177 CID	1986	FI; VIN T; XLT; 1.45 inch pump diameter; External Pump	USEP2000A
2.9L V6 177 CID	1986	FI; VIN T; XLT; 2 inch pump diameter; External Pump	USEP2000
2.9L V6 177 CID	1987-1988	FI; VIN T; 1.45 inch pump diameter; External Pump	USEP2000A
2.9L V6 177 CID	1987-1988	FI; VIN T; 2 inch pump diameter; External Pump	USEP2000
2.9L V6 177 CID	1988	Standard Cab Pickup; VIN T; XLT; Midship Fuel Tank	USEP2036
2.9L V6 177 CID	1989	Custom; S, STX, XLT, Standard Cab Pickup, Standard Cab Pickup	USEP2078
2.9L V6 177 CID	1989	GT; Standard Cab Pickup, GT; Standard Cab Pickup	USEP2078
2.9L V6 177 CID	1990-1992	XLT, S, STX, Custom ; Standard Cab Pickup; Extended Cab Pickup	USEP2106
2.9L V6 177 CID	1990	S Plus; Standard Cab Pickup	USEP2078
3.0L V6 182 CID	2002	Sold in Mexico; w/ 125.7 In. Wheelbase	USEP2293
3.0L V6 2986cc 182 CID	1999-2001	FLEX; Sold in Canada, FLEX; Sold in United States	USEP2258
4.0L V6 245 CID	1990-1992	XLT, S, STX, Custom ; Standard Cab Pickup; Extended Cab Pickup	USEP2106
4.0L V6 245 CID	1990	S Plus; Standard Cab Pickup	USEP2078
4.0L V6 245 CID	1993	Extended Cab Pickup; Standard Cab Pickup XLT, XL, STX, Sport;	USEP2106
4.0L V6 245 CID	1994-1997	Splash; XL, XLT, STX; Standard Cab Pickup, Extended Cab Pickup	USEP2106
4.0L V6 245 CID	1995	Standard Cab Pickup; XL Sport	USEP2078
4.0L V6 245 CID	1999-2000	FI; VIN X; XLT; w/ 112.0 In. Wheelbase; Except for Bosch, Carter, and Delphi	USEP2226
4.0L V6 245 CID	1999	FI; VIN X; XLT; w/ 118.0 In. Wheelbase, w/ 126.0 In. Wheelbase; Except for Bosch, Carter, and Delphi	USEP2226
RANGER XL 2WD (MEX)			
2.3L L4 2300cc	2012		USEP2293

Engine	Years	Application Description	USMW
2.5L L4 2488cc 152 CID	2013-2014		USEP2293
RANGER XLT 2WD (MEX)			
2.3L L4 2300cc	2012		USEP2293
2.5L L4 2488cc 152 CID	2013-2014		USEP2293
RAV4			
2.0L L4 1998cc 122 CID	1999	3SFE Desig.; FI; Naturally Aspirated	USEP8213
SABLE			
3.0L V6 183 CID	1996	Sold in Mexico	USEP2303
3.0L V6 2967cc 181 CID	1997	Sold in Mexico	USEP2303
3.0L V6 2967cc 181 CID	1998-1999	Sold in Mexico	USEP2284
3.0L V6 2967cc 181 CID	2000	Sold in Mexico	USEP2229
3.0L V6 2967cc 181 CID	2001	Sold in Mexico	USEP2497
3.8L V6 232 CID	1995	Sold in Mexico	USEP2068
3.8L V6 232 CID	1995	Sold in Mexico; 18.6 Gallon Fuel Tank	USEP2108
SABLE (MEX)			
3.0L V6 2966cc	1998-1999		USEP2284
3.0L V6 2966cc	2000		USEP2229
3.0L V6 2966cc	2001	With flex fuel	USEP2497
3.0L V6 2966cc	2002		USEP2314
3.0L V6 3000cc 181 CID	1996-1997		USEP2303
3.8L V6 3800cc 231 CID	1994	With 16 gallon tank, With 18.6 gallon tank	USEP2108
3.8L V6 3800cc 231 CID	1995	With 18.6 gallon tank, With 16 gallon tank, With 18.6 gallon tank	USEP2108
TAURUS			
2.5L L4 153 CID	1986	VIN D; 16 Gallon Fuel Tank	USEP2001
2.5L L4 153 CID	1986	VIN D; 18.6 Gallon Fuel Tank (Digital Instrument Cluster)	USEP2042
2.5L L4 153 CID	1987-1988	GL; L; MT5; VIN D; 16 Gallon Fuel Tank	USEP2001
2.5L L4 153 CID	1987-1988	L; VIN D, MT5; 18.6 Gallon Fuel Tank	USEP2042
2.5L L4 153 CID	1987-1990	GL; VIN D; 18.6 Gallon Fuel Tank	USEP2042
2.5L L4 153 CID	1987	LX; VIN D; 16 Gallon Fuel Tank	USEP2001
2.5L L4 153 CID	1987	LX; VIN D; 18.6 Gallon Fuel Tank	USEP2042
2.5L L4 153 CID	1989-1990	L; VIN D; 18.6 Gallon Fuel Tank	USEP2042
2.5L L4 153 CID	1989	GL; L; VIN D; 16 Gallon Fuel Tank	USEP2001
2.5L L4 153 CID	1990	GL; L; GL; L; VIN D; 18.6 Gallon Fuel Tank (Digital Instrument Cluster)	USEP2108
2.5L L4 153 CID	1990	GL; L; VIN D; 16 Gallon Fuel Tank	USEP2042
2.5L L4 153 CID	1991	GL; Exc.Digital Instrument Cluster	USEP2042
3.0L V6 2968cc 181 CID	2000	SVG; SVG; VIN S	USEP2284
3.0L V6 2968cc 181 CID	2003	VIN S	USEP2314
3.0L V6 2986cc 182 CID	2001	GAS	USEP2447
3.0L V6 2986cc 182 CID	2003	FLEX; VIN 2; Exc.Extended Range Fuel Tank	USEP2497
3.0L V6 2986cc 182 CID	2003	VIN U	USEP2314
3.0L V6 2986cc 182 CID	2004-2005	FLEX; VIN 2	USEP2497
3.0L V6 2986cc 182 CID	2006	SE; SEL; FLEX; VIN 2	USEP2497
3.4L V8 207 CID	1996	SHO; VIN N	USEP2303
3.4L V8 207 CID	1998-1999	SHO; VIN N	USEP2306
3.8L V6 232 CID	1988-1989	GL; LX; VIN 4; 16 Gallon Fuel Tank	USEP2001
3.8L V6 232 CID	1988-1992	GL; VIN 4; 18.6 Gallon Fuel Tank	USEP2042
3.8L V6 232 CID	1988-1992	LX; VIN 4; 18.6 Gallon Fuel Tank	USEP2042
3.8L V6 232 CID	1990-1995	GL; LX; VIN 4; 18.6 Gallon Fuel Tank (Digital Instrument Cluster)	USEP2108
3.8L V6 232 CID	1990-1995	GL; VIN 4; 16 Gallon Fuel Tank	USEP2042
3.8L V6 232 CID	1991	L; 18.6 Gallon Fuel Tank (Digital Instrument Cluster)	USEP2108
3.8L V6 232 CID	1991	L; VIN 4	USEP2042
3.8L V6 232 CID	1993-1995	GL; VIN 4; 18.6 Gallon Fuel Tank (Digital Instrument Cluster)	USEP2042
3.8L V6 232 CID	1993-1995	GL; VIN 4; 18.6 Gallon Fuel Tank (Exc.Digital Instrument Cluster)	USEP2042
3.8L V6 232 CID	1993-1995	LX; VIN 4; 18.6 Gallon Fuel Tank (Digital Instrument Cluster)	USEP2042
3.8L V6 232 CID	1993-1995	LX; VIN 4; 18.6 Gallon Fuel Tank (Exc.Digital Instrument Cluster)	USEP2042
3.8L V6 232 CID	1995	SE; VIN 4, SE; VIN 4; 18.6 Gallon Fuel Tank (Digital Instrument Cluster)	USEP2108
3.8L V6 232 CID	1995	SE; VIN 4; 16 Gallon Fuel Tank	USEP2042
3.8L V6 232 CID	1995	SE; VIN 4; 18.6 Gallon Fuel Tank (Digital Instrument Cluster)	USEP2042

Engine	Years	Application Description	USMW
FORD (CONT.)			
TAURUS (CONT.)			
3.8L V6 232 CID	1995	SE; VIN 4; 18.6 Gallon Fuel Tank (Exc.Digital Instrument Cluster)	USEP2042
TEMPO			
2.3L L4 140 CID	1989	AWD; VIN X	USEP2052
2.3L L4 140 CID	1990	LX AWD; Sport; VIN S	USEP2068
2.3L L4 140 CID	1991	FWD; Sport; GLS; L; VIN X	USEP2068
THUNDERBIRD			
2.3L L4 140 CID	1983-1984	1.45 inch pump diameter	USEP2000A
2.3L L4 140 CID	1983-1984	2 inch pump diameter	USEP2000
2.3L L4 140 CID	1987	Turbo; VIN W	USEP2044
2.3L L4 140 CID	1988	Turbo; VIN T	USEP2044
3.8L V6 232 CID	1987	Base; LX; VIN 3	USEP2024
3.8L V6 232 CID	1988	Base; LX; VIN 4	USEP2024
3.9L V8 242 CID	2002	Base; Electronic; FI; GAS	USEP2314
3.9L V8 242 CID	2003-2005	Except for Bosch, Carter, and Delphi	USEP2337
5.0L V8 302 CID	1983	1.45 inch pump diameter	USEP2000A
5.0L V8 302 CID	1983	2 inch pump diameter	USEP2000
5.0L V8 302 CID	1986	Naturally Aspirated; Sport; VIN F	USEP2024
5.0L V8 302 CID	1987-1988	Base; LX; Sport; VIN F	USEP2024
TOPAZ			
2.3L L4 2309cc 140 CID	1988-1993	Sold in Mexico	USEP2001
TOPAZ (MEX)			
2.3L L4 2294cc	1988-1993		USEP2001
VAGONETA (MEX)			
1.9L L4 1900cc	1996		USEP2001
WINDSTAR			
3.8L V6 232 CID	1995-1997	Sold in Mexico	USEP2044
3.8L V6 232 CID	1995		USEP2068
3.8L V6 232 CID	1998	VIN 4, Sold in Mexico	USEP2308
3.8L V6 232 CID	1998	VIN 4, Sold in USA	USEP2199
3.8L V6 232 CID	1999-2000	Sold in Mexico, VIN 4	USEP2284
WINDSTAR (MEX)			
3.8L V6 3800cc 231 CID	1994		USEP2044
FREIGHTLINER			
SPRINTER 2500			
2.7L L5 2687cc 165 CID	2002-2003	VIN 1, VIN 2	USEP8023
2.7L L5 2687cc 165 CID	2004-2006		USEP8023
3.0L V6 2987cc	2007-2008	DIESEL; EXM Desig.; VIN 5	USEP8023
3.5L V6 3498cc 213 CID	2007-2008	EG2 Desig.; VIN 6	USEP8023
SPRINTER 3500			
2.7L L5 2687cc 165 CID	2002-2003	VIN 1, VIN 2	USEP8023
2.7L L5 2687cc 165 CID	2004-2006		USEP8023
3.0L V6 2987cc	2007-2008	DIESEL; EXM Desig.; VIN 5	USEP8023
3.5L V6 3498cc 213 CID	2007-2008	EG2 Desig.; VIN 6	USEP8023
GEO			
METRO			
1.0L L3 993cc 61 CID	1989		USEP8076
1.0L L3 993cc 61 CID	1990-1991	Base, LSi, Xfi	USEP8076
1.0L L3 993cc 61 CID	1992	Base; VIN 6, Xfi	USEP8076
1.0L L3 993cc 61 CID	1993	Base; LSi; Xfi, VIN 6	USEP8076
1.0L L3 993cc 61 CID	1994	LSi; Xfi, VIN 6	USEP8076
1.0L L3 993cc 61 CID	1995	Base; VIN 6	USEP8076
1.0L L3 993cc 61 CID	1996	Base, LSi	USEP8229
1.0L L3 993cc 61 CID	1997	Base; VIN 6	USEP8229
1.3L L4 1295cc 79 CID	1995	Base; VIN 9	USEP8076
1.3L L4 1295cc 79 CID	1996	LSi	USEP8229
1.3L L4 1295cc 79 CID	1997	LSi; VIN 9	USEP8229
PRIZM			
1.6L L4 1587cc 97 CID	1990	4AFE Desig.; Base; VIN 6; From Chassis/VIN LZ090311	USEP8119
1.6L L4 1587cc 97 CID	1990	4AFE Desig.; Base; VIN 6; To Chassis/VIN LZ090310	USEP8023
1.6L L4 1587cc 97 CID	1990	4AGE Desig.; GSi; VIN 5	USEP8119

Engine	Years	Application Description	USMW
1.6L L4 1587cc 97 CID	1991-1992	4AFE Desig.; LSi; VIN 6, 4AGE Desig.; GSi; VIN 5	USEP8119
1.6L L4 1587cc 97 CID	1991	4AFE Desig.; Base; VIN 6	USEP8119
1.6L L4 1588cc 98 CID	1989		USEP8023
1.6L L4 1588cc 98 CID	1993-1997	Base; LSi; VIN 6	USEP8213
1.8L L4 1788cc 110 CID	1993-1997	LSi; VIN 8	USEP8213
TRACKER			
1.6L L4 1588cc 98 CID	1989-1997		USEP8229
1.6L L4 1588cc 98 CID	1996	Softtop	USEP8229
1.6L L4 1590cc 97 CID	1995	Sold in Mexico; 2 inch pump diameter	USEP3222
GMC			
C1500			
4.3L V6 262 CID	1988-1993	Sierra SLE, VIN Z	USEP3902
4.3L V6 262 CID	1994	Naturally Aspirated; Sierra SLT; Sierra Special; VIN Z	USEP3902
4.3L V6 262 CID	1995	Naturally Aspirated; VIN Z	USEP3902
4.3L V6 262 CID	1997	Naturally Aspirated; VIN W; Exc.Radio Frequency Interference Filter (Module Stamped GAV)	USEP3947
4.3L V6 262 CID	1997	Naturally Aspirated; VIN W; Radio Frequency Interference Filter (Module Stamped GDJ,GFK)	USEP3240R
4.3L V6 262 CID	1998	VIN W; Radio Frequency Interference Filter (Module Stamped GDJ,GFK)	USEP3240R
5.0L V8 305 CID	1988-1993	Sierra SLE, VIN H	USEP3902
5.0L V8 305 CID	1994	Naturally Aspirated; Sierra SLT; Sierra Special; VIN H	USEP3902
5.0L V8 305 CID	1995	Naturally Aspirated; VIN H	USEP3902
5.0L V8 305 CID	1996	Naturally Aspirated; VIN M	USEP3270
5.0L V8 305 CID	1998-1999	VIN M; Radio Frequency Interference Filter (Module Stamped GDJ,GFK)	USEP3240R
5.7L V8 5735cc 350 CID	1988-1993	Sierra SLE, VIN K	USEP3902
5.7L V8 5735cc 350 CID	1994	Naturally Aspirated; Sierra SLT; Sierra Special; VIN K	USEP3902
5.7L V8 5735cc 350 CID	1995	Naturally Aspirated; VIN K	USEP3902
5.7L V8 5735cc 350 CID	1996	Naturally Aspirated; VIN R	USEP3270
5.7L V8 5735cc 350 CID	1998-1999	VIN R; Radio Frequency Interference Filter (Module Stamped GDJ,GFK)	USEP3240R
6.2L V8 6210cc 379 CID	1988-1993	DIESEL; VIN C; External Pump	USEP3158
6.5L V8 6473cc 395 CID	1994-1996	DIESEL; Sierra SLT; DIESEL; Sierra Special; VIN S; External Pump	USEP3309
6.5L V8 6473cc 395 CID	1994	DIESEL; Sierra SLT; Sierra Special; VIN P; External Pump	USEP3309
6.5L V8 6473cc 395 CID	1997	DIESEL; VIN F; External Pump	USEP3309
C1500 SUBURBAN			
5.7L V8 5735cc 350 CID	1992-1994		USEP3902
5.7L V8 5735cc 350 CID	1996-1997	Naturally Aspirated; VIN R	USEP3270
6.5L V8 6473cc 395 CID	1995-1998	DIESEL; VIN F; External Pump	USEP3309
6.5L V8 6473cc 395 CID	1999	DIESEL; VIN F; External Pump	USEP3540
C2500			
4.3L V6 262 CID	1988-1993	Sierra SLE, VIN Z	USEP3902
4.3L V6 262 CID	1994-1995	Sierra SL, Sierra SLE, VIN Z	USEP3902
5.0L V8 305 CID	1988-1993	Sierra SLE, VIN H	USEP3902
5.0L V8 305 CID	1994	Sierra SL, Sierra SLE, Sierra SLT, VIN H	USEP3902
5.0L V8 305 CID	1995	Naturally Aspirated; Sierra SLE; Sierra SLT; VIN H	USEP3902
5.0L V8 305 CID	1998	Naturally Aspirated; VIN M; Radio Frequency Interference Filter (Module Stamped GDJ,GFK)	USEP3240R
5.7L V8 5735cc 350 CID	1988-1993	Sierra SLE, VIN K	USEP3902
5.7L V8 5735cc 350 CID	1994	Sierra SL, Sierra SLE, Sierra SLT, VIN K	USEP3902
5.7L V8 5735cc 350 CID	1995	Naturally Aspirated; Sierra SLT; VIN K	USEP3902
5.7L V8 5735cc 350 CID	1998-1999	Naturally Aspirated; VIN R; Radio Frequency Interference Filter (Module Stamped GDJ,GFK)	USEP3240R
5.7L V8 5735cc 350 CID	2000	Naturally Aspirated; VIN R; Radio Frequency Interference Filter	USEP3240R
6.2L V8 6210cc 379 CID	1988	DIESEL; VIN C; External Pump	USEP3158

**APPLICATIONS
KITS**

Engine	Years	Application Description	USMW
GMC (CONT.)			
C2500 (CONT.)			
6.2L V8 6210cc 379 CID	1989-1993	DIESEL; VIN C, VIN J; External Pump	USEP3158
6.5L V8 6473cc 395 CID	1992-1993	DIESEL; VIN F; External Pump	USEP3158
6.5L V8 6473cc 395 CID	1994-1998	DIESEL; VIN F, VIN S; External Pump	USEP3309
6.5L V8 6473cc 395 CID	1994	DIESEL; VIN P; External Pump	USEP3309
6.5L V8 6473cc 395 CID	1995	DIESEL; Sierra SLE; Sierra SLT; VIN S; External Pump	USEP3309
6.5L V8 6473cc 395 CID	1999-2000	DIESEL; VIN F; External Pump	USEP3540
7.4L V8 7440 cc 454 CID	1991	VIN N	USEP3567
7.4L V8 7440 cc 454 CID	1992-1993	Sierra, Sierra SLE, Sierra SLX, VIN N	USEP3902
7.4L V8 7440 cc 454 CID	1998-1999	Naturally Aspirated; VIN J; Radio Frequency Interference Filter (Module Stamped GDJ,GFK)	USEP3240R
7.4L V8 7440 cc 454 CID	2000	Naturally Aspirated; VIN J; Radio Frequency Interference Filter	USEP3240R
C2500 SUBURBAN			
5.7L V8 5735cc 350 CID	1992-1993		USEP3902
5.7L V8 5735cc 350 CID	1994-1995	Naturally Aspirated; VIN K	USEP3902
5.7L V8 5735cc 350 CID	1996-1997	Naturally Aspirated; VIN R	USEP3270
6.5L V8 6473cc 395 CID	1994-1998	DIESEL; VIN F; External Pump	USEP3309
6.5L V8 6473cc 395 CID	1999	DIESEL; VIN F; External Pump	USEP3540
7.4L V8 7440 cc 454 CID	1992-1993		USEP3902
7.4L V8 7440 cc 454 CID	1994-1995	Naturally Aspirated; VIN N	USEP3212
7.4L V8 7440 cc 454 CID	1996-1997	Naturally Aspirated; VIN J	USEP3270
C3500			
5.7L V8 5735cc 350 CID	1988-1993	Sierra SLE, VIN K	USEP3902
5.7L V8 5735cc 350 CID	1994	Sierra SL, Sierra SLE, Sierra SLT, VIN K	USEP3902
5.7L V8 5735cc 350 CID	1995	Naturally Aspirated; Sierra SLE; Sierra SLT; VIN K	USEP3902
5.7L V8 5735cc 350 CID	1998-1999	Naturally Aspirated; VIN R; Radio Frequency Interference Filter (Module Stamped GDJ,GFK)	USEP3240R
6.2L V8 6210cc 379 CID	1988-1993	DIESEL; VIN J; External Pump	USEP3158
6.5L V8 6473cc 395 CID	1992-1993	DIESEL; VIN F; External Pump	USEP3158
6.5L V8 6473cc 395 CID	1994-1995	DIESEL; Sierra SLE; Sierra SLT; VIN F; External Pump	USEP3309
6.5L V8 6473cc 395 CID	1996-1998	DIESEL; VIN F; External Pump	USEP3309
6.5L V8 6473cc 395 CID	1998	DIESEL; VIN S; External Pump	USEP3309
6.5L V8 6473cc 395 CID	1999-2000	DIESEL; VIN F; External Pump	USEP3540
7.4L V8 7440 cc 454 CID	1988-1991	VIN N	USEP3902
7.4L V8 7440 cc 454 CID	1992-1993	Naturally Aspirated; VIN N	USEP3902
7.4L V8 7440 cc 454 CID	1994	Naturally Aspirated; Sierra SLE; Sierra SLT; VIN N	USEP3212
7.4L V8 7440 cc 454 CID	1995	Naturally Aspirated; VIN N	USEP3212
7.4L V8 7440 cc 454 CID	1998	Naturally Aspirated; VIN J; Radio Frequency Interference Filter (Module Stamped GDJ,GFK)	USEP3240R
CABALLERO			
4.3L V6 262 CID	1985-1987	F; VIN Z	USEP3902
G1500			
4.3L V6 262 CID	1987-1993	Rally STX; Vandura	USEP3902
4.3L V6 262 CID	1994-1995	VIN Z; Vandura	USEP3902
5.0L V8 305 CID	1987-1995	Rally STX; Vandura, VIN H	USEP3902
5.7L V8 5735cc 350 CID	1987-1993	Rally STX; VIN K	USEP3902
G2500			
4.3L V6 262 CID	1987-1995	Rally STX; Vandura	USEP3902
5.0L V8 305 CID	1987	VIN H; Vandura	USEP3902
5.0L V8 305 CID	1988-1995	Rally STX; Vandura, VIN H	USEP3902
5.7L V8 5735cc 350 CID	1987-1995	Rally STX; Vandura, VIN K	USEP3902
6.2L V8 6210cc 379 CID	1988	DIESEL; Rally STX; VIN C,Vandura; External Pump	USEP3158
G3500			
4.3L V6 262 CID	1987-1988	F; Vandura Special	USEP3902
4.3L V6 262 CID	1989-1991	Vandura Special	USEP3902
4.3L V6 262 CID	1992-1995	Vandura	USEP3902
5.7L V8 5735cc 350 CID	1989-1991	Magnavan; VIN K, Rally STX; Vandura Special	USEP3902

Engine	Years	Application Description	USMW
5.7L V8 5735cc 350 CID	1992-1995	Magnavan; Rally STX; VIN K, Vandura	USEP3902
5.7L V8 5735cc 350 CID	1994	Magnavan; VIN K, Vandura	USEP3902
5.7L V8 5735cc 350 CID	1996	Magnavan; VIN K, Rally STX; Vandura, Vandura Special	USEP3268
6.2L V8 6210cc 379 CID	1988	DIESEL; Magnavan; Rally STX;VIN J; Vandura Special; External Pump	USEP3158
7.4L V8 7440 cc 454 CID	1988	F; Magnavan; VIN N	USEP3902
7.4L V8 7440 cc 454 CID	1989-1990	Magnavan; Rally STX; VIN N; Vandura Special	USEP3902
7.4L V8 7440 cc 454 CID	1991	Rally STX; VIN N; Vandura Special	USEP3902
7.4L V8 7440 cc 454 CID	1992-1993	Magnavan; Rally STX; VIN N; Vandura	USEP3902
7.4L V8 7440 cc 454 CID	1994-1996	Magnavan; Rally STX; VIN N; Vandura	USEP3212
7.4L V8 7440 cc 454 CID	1996	VIN N; Vandura Special	USEP3212
JIMMY			
4.3L V6 262 CID	1992-1994	VIN W, Base; SLE,SLS, SLT	USEP3902
4.3L V6 262 CID	1995		USEP3270
4.3L V6 262 CID	1996	4 Dr.	USEP3240R
4.3L V6 262 CID	1998	4 Dr.; SLT, Envoy	USEP3240R
5.0L V8 305 CID	1987	VIN H	USEP3902
5.7L V8 5735cc 350 CID	1987	VIN K	USEP3902
5.7L V8 5735cc 350 CID	1988-1990	Base, Sierra Classic, VIN K	USEP3902
5.7L V8 5735cc 350 CID	1991	Base, VIN K	USEP3902
K1500			
4.3L V6 262 CID	1988-1992	Sierra SLE, VIN Z	USEP3902
4.3L V6 262 CID	1993	Sierra SLX; Sierra Sport; VIN Z	USEP3902
4.3L V6 262 CID	1994	Naturally Aspirated; Sierra SLT; Sierra Special; VIN Z	USEP3902
4.3L V6 262 CID	1995	Sierra SLS, VIN Z	USEP3902
4.3L V6 262 CID	1997-1998	Naturally Aspirated; Sierra SLT; Sierra Special; VIN W; Radio Frequency Interference Filter (Module Stamped GDJ,GFK)	USEP3240R
5.0L V8 305 CID	1988-1992	Sierra SLE, VIN H	USEP3902
5.0L V8 305 CID	1993	Sierra SLX; VIN H, Sierra Sport; VIN H	USEP3902
5.0L V8 305 CID	1994	Naturally Aspirated; Sierra Special; VIN H	USEP3902
5.0L V8 305 CID	1995	Sierra SLS, VIN H	USEP3902
5.0L V8 305 CID	1998	Naturally Aspirated; Sierra SLT; Sierra Special; VIN M; Radio Frequency Interference Filter (Module Stamped GDJ,GFK)	USEP3240R
5.0L V8 305 CID	1999	VIN M; Radio Frequency Interference Filter (Module Stamped GDJ,GFK)	USEP3240R
5.7L V8 5735cc 350 CID	1988-1989	Sierra SLE, VIN K	USEP3902
5.7L V8 5735cc 350 CID	1993	Sierra SLX; VIN K, Sierra Sport; VIN K	USEP3902
5.7L V8 5735cc 350 CID	1994	Naturally Aspirated; Sierra SLT; Sierra Special; VIN K	USEP3902
5.7L V8 5735cc 350 CID	1995	Sierra SLS, VIN K	USEP3902
5.7L V8 5735cc 350 CID	1998	Naturally Aspirated; Sierra SLT; Sierra Special; VIN R; Radio Frequency Interference Filter (Module Stamped GDJ,GFK)	USEP3240R
5.7L V8 5735cc 350 CID	1999	VIN R; Radio Frequency Interference Filter (Module Stamped GDJ,GFK)	USEP3240R
6.2L V8 6210cc 379 CID	1988-1993	DIESEL; VIN C; External Pump	USEP3158
6.5L V8 6473cc 395 CID	1994-1998	DIESEL; Sierra SLT; DIESEL; Sierra Special; VIN S; External Pump	USEP3309
6.5L V8 6473cc 395 CID	1994	DIESEL; Sierra SLT; Sierra Special; VIN P; External Pump	USEP3309
6.5L V8 6473cc 395 CID	1996	DIESEL; VIN S; External Pump	USEP3309
6.5L V8 6473cc 395 CID	1997	DIESEL; Sierra SLT; VIN F; External Pump	USEP3309
6.5L V8 6473cc 395 CID	1997	DIESEL; Sierra SLT; VIN S; External Pump	USEP3309
K1500 SUBURBAN			
5.7L V8 5735cc 350 CID	1992-1994		USEP3902
5.7L V8 5735cc 350 CID	1995	Naturally Aspirated; VIN K	USEP3902
5.7L V8 5735cc 350 CID	1996-1997	Naturally Aspirated; VIN R	USEP3270
6.5L V8 6473cc 395 CID	1995-1998	DIESEL; VIN F; External Pump	USEP3309
6.5L V8 6473cc 395 CID	1999	DIESEL; VIN F; External Pump	USEP3540
K2500			
4.3L V6 262 CID	1988-1993	Sierra SLE, VIN Z	USEP3902

Engine	Years	Application Description	USMW
GMC (CONT.)			
K2500 (CONT.)			
4.3L V6 262 CID	1994-1995	Sierra SL, Sierra SLE, VIN Z	USEP3902
5.0L V8 305 CID	1988-1993	Sierra SLE, VIN H	USEP3902
5.0L V8 305 CID	1994-1995	Sierra SL, Sierra SLE, Sierra SLT, GAS	USEP3902
5.0L V8 305 CID	1998	Naturally Aspirated; VIN M; Radio Frequency Interference Filter (Module Stamped GDJ,GFK)	USEP3240R
5.7L V8 5735cc 350 CID	1988-1993	Sierra SLE, VIN K	USEP3902
5.7L V8 5735cc 350 CID	1994-1995	Sierra SL, Sierra SLE, Sierra SLT, GAS	USEP3902
5.7L V8 5735cc 350 CID	1998-1999	Naturally Aspirated; VIN R; Radio Frequency Interference Filter (Module Stamped GDJ,GFK)	USEP3240R
5.7L V8 5735cc 350 CID	2000	Naturally Aspirated; VIN R; Radio Frequency Interference Filter	USEP3240R
6.2L V8 6210cc 379 CID	1988	DIESEL; VIN C; External Pump	USEP3158
6.2L V8 6210cc 379 CID	1989-1993	DIESEL; VIN C, VIN J; External Pump	USEP3158
6.5L V8 6473cc 395 CID	1992-1993	DIESEL; VIN F; External Pump	USEP3158
6.5L V8 6473cc 395 CID	1994	DIESEL; Sierra SLE; Sierra SLT; VIN F, VIN S; External Pump	USEP3309
6.5L V8 6473cc 395 CID	1995-1998	DIESEL; VIN F, VIN S; External Pump	USEP3309
6.5L V8 6473cc 395 CID	1996-1997	DIESEL; VIN F; External Pump	USEP3309
6.5L V8 6473cc 395 CID	1999-2000	DIESEL; VIN F; External Pump	USEP3540
7.4L V8 7440 cc 454 CID	1991	VIN N	USEP3902
7.4L V8 7440 cc 454 CID	1992-1993	Sierra, Sierra SLE, Sierra SLX, VIN N	USEP3902
7.4L V8 7440 cc 454 CID	1998-1999	Naturally Aspirated; VIN J; Radio Frequency Interference Filter (Module Stamped GDJ,GFK)	USEP3240R
7.4L V8 7440 cc 454 CID	2000	Naturally Aspirated; VIN J; Radio Frequency Interference Filter	USEP3240R
K2500 SUBURBAN			
5.7L V8 5735cc 350 CID	1992		USEP3902
5.7L V8 5735cc 350 CID	1994-1995	Naturally Aspirated; VIN K	USEP3902
5.7L V8 5735cc 350 CID	1996-1997	Naturally Aspirated; VIN R	USEP3270
6.5L V8 6473cc 395 CID	1994-1998	DIESEL; VIN F; External Pump	USEP3309
6.5L V8 6473cc 395 CID	1999	DIESEL; VIN F; External Pump	USEP3540
7.4L V8 7440 cc 454 CID	1992-1993		USEP3902
7.4L V8 7440 cc 454 CID	1994-1995	Naturally Aspirated; VIN N	USEP3212
7.4L V8 7440 cc 454 CID	1996-1997	Naturally Aspirated; VIN J	USEP3270
K3500			
5.7L V8 5735cc 350 CID	1988-1993	Sierra SLE, VIN K	USEP3902
5.7L V8 5735cc 350 CID	1994	Naturally Aspirated; Sierra SLE; Sierra SLT; VIN K	USEP3902
5.7L V8 5735cc 350 CID	1995	Sierra SL, Sierra SLE, Sierra SLT, VIN K	USEP3902
5.7L V8 5735cc 350 CID	1998-1999	Naturally Aspirated; VIN R; Radio Frequency Interference Filter (Module Stamped GDJ,GFK)	USEP3240R
6.2L V8 6210cc 379 CID	1988-1993	DIESEL; VIN J; External Pump	USEP3158
6.5L V8 6473cc 395 CID	1992-1993	DIESEL; VIN F; External Pump	USEP3158
6.5L V8 6473cc 395 CID	1994	DIESEL; Sierra SLE; Sierra SLT; VIN F; External Pump	USEP3309
6.5L V8 6473cc 395 CID	1995-1998	DIESEL; VIN F; External Pump	USEP3309
6.5L V8 6473cc 395 CID	1999-2000	DIESEL; VIN F; External Pump	USEP3540
7.4L V8 7440 cc 454 CID	1988-1991	VIN N	USEP3902
7.4L V8 7440 cc 454 CID	1992-1993	Naturally Aspirated; VIN N	USEP3902
7.4L V8 7440 cc 454 CID	1994	Naturally Aspirated; VIN N	USEP3212
7.4L V8 7440 cc 454 CID	1995	Naturally Aspirated; Sierra SLE; Sierra SLT; VIN N	USEP3212
7.4L V8 7440 cc 454 CID	1998-1999	Naturally Aspirated; VIN J; Radio Frequency Interference Filter (Module Stamped GDJ,GFK)	USEP3240R
P2500			
5.7L V8 5735cc 350 CID	1988	VIN K	USEP3902
5.7L V8 5735cc 350 CID	1989	FI; VIN K	USEP3902
6.2L V8 6210cc 379 CID	1988	DIESEL; VIN J; External Pump	USEP3158
P3500			
4.3L V6 262 CID	1990-1991	Naturally Aspirated; VIN Z	USEP3268
4.3L V6 262 CID	1992-1995	VIN Z	USEP3268

Engine	Years	Application Description	USMW
4.3L V6 262 CID	1996	VIN W	USEP3270
4.3L V6 262 CID	1997	Naturally Aspirated; VIN W	USEP3270
5.7L V8 5735cc 350 CID	1987-1989	FI; VIN K	USEP3268
5.7L V8 5735cc 350 CID	1990-1991	Naturally Aspirated; VIN K	USEP3268
5.7L V8 5735cc 350 CID	1992-1995	VIN K	USEP3268
5.7L V8 5735cc 350 CID	1996	VIN R	USEP3270
5.7L V8 5735cc 350 CID	1997	Naturally Aspirated; VIN R	USEP3270
5.7L V8 5735cc 350 CID	1998-1999	Naturally Aspirated; VIN R; Exc.School Bus	USEP3240R
6.2L V8 6210cc 379 CID	1988	DIESEL; FI; VIN J; External Pump	USEP3158
6.5L V8 6473cc 395 CID	1994-1996	DIESEL; VIN Y; External Pump	USEP3309
6.5L V8 6473cc 395 CID	1997-1998	DIESEL; VIN F; External Pump	USEP3309
6.5L V8 6473cc 395 CID	1999	DIESEL; VIN F; External Pump	USEP3540
7.4L V8 7440 cc 454 CID	1990-1991	Naturally Aspirated; VIN N	USEP3268
7.4L V8 7440 cc 454 CID	1992-1993	VIN N	USEP3268
7.4L V8 7440 cc 454 CID	1994-1995	VIN N	USEP3212
7.4L V8 7440 cc 454 CID	1996	L19 Desig.; VIN J	USEP3270
7.4L V8 7440 cc 454 CID	1997	Naturally Aspirated;VIN J	USEP3270
R1500			
4.3L V6 262 CID	1987	VIN Z	USEP3902
5.0L V8 305 CID	1987	VIN H	USEP3902
5.7L V8 5735cc 350 CID	1987	VIN K	USEP3902
R1500 SUBURBAN			
5.0L V8 305 CID	1987	VIN H	USEP3902
5.7L V8 5735cc 350 CID	1987-1991	VIN K	USEP3902
R2500			
4.3L V6 262 CID	1987	FI; VIN Z	USEP3902
5.0L V8 305 CID	1987	FI; VIN H	USEP3902
5.7L V8 5735cc 350 CID	1987-1988	FI; VIN K	USEP3902
5.7L V8 5735cc 350 CID	1989	VIN K	USEP3902
7.4L V8 7440 cc 454 CID	1987-1988	FI; VIN N	USEP3902
7.4L V8 7440 cc 454 CID	1989	VIN N	USEP3902
R2500 SUBURBAN			
5.7L V8 5735cc 350 CID	1987-1991	VIN K	USEP3902
7.4L V8 7440 cc 454 CID	1987-1991	VIN N	USEP3902
R3500			
5.7L V8 5735cc 350 CID	1987-1989	FI; VIN K	USEP3902
5.7L V8 5735cc 350 CID	1990-1991	VIN K	USEP3902
6.2L V8 6210cc 379 CID	1988	DIESEL; FI; VIN J; External Pump	USEP3158
7.4L V8 7440 cc 454 CID	1987-1989	FI; VIN N	USEP3902
7.4L V8 7440 cc 454 CID	1990-1991	VIN N	USEP3902
S15			
2.5L L4 2474cc 151 CID	1985	FI; VIN E	USEP3567
2.5L L4 2474cc 151 CID	1986	VIN E; 50 Liter Fuel Tank	USEP3902
2.5L L4 2474cc 151 CID	1986	VIN E; 76 Liter Fuel Tank	USEP3902
2.5L L4 2474cc 151 CID	1987-1988	Gypsy, VIN E	USEP3902
2.5L L4 2474cc 151 CID	1989-1990	VIN E	USEP3902
2.8L V6 173 CID	1986	VIN R; 50 Liter Fuel Tank	USEP3902
2.8L V6 173 CID	1986	VIN R; 76 Liter Fuel Tank	USEP3902
2.8L V6 173 CID	1987-1988	Base, Gypsy, High Sierra, Sierra Classic, VIN R	USEP3902
2.8L V6 173 CID	1989-1990	Base, High Sierra, Sierra Classic, VIN R	USEP3902
4.3L V6 262 CID	1988-1990	Base, High Sierra, Sierra Classic, VIN Z	USEP3902
S15 JIMMY			
2.5L L4 2474cc 151 CID	1986	VIN E; 50 Liter Fuel Tank	USEP3902
2.5L L4 2474cc 151 CID	1986	VIN E; 76 Liter Fuel Tank	USEP3902
2.5L L4 2474cc 151 CID	1987-1988	VIN E	USEP3902
2.8L V6 173 CID	1986	VIN R; 50 Liter Fuel Tank	USEP3902
2.8L V6 173 CID	1986	VIN R; 76 Liter Fuel Tank	USEP3902
2.8L V6 173 CID	1987-1989	Base, Gypsy, Sierra Classic, VIN R	USEP3902
2.8L V6 173 CID	1988		USEP3902
4.3L V6 262 CID	1988	Base, VIN Z	USEP3902
4.3L V6 262 CID	1989		USEP3902
4.3L V6 262 CID	1991	SLE, SLS, SLT,	USEP3902
SAFARI			
2.5L L4 2474cc 151 CID	1985	FI; VIN E	USEP3567
2.5L L4 2474cc 151 CID	1986-1990		USEP3902
4.3L V6 262 CID	1986-1989		USEP3902
4.3L V6 262 CID	1990-1991	VIN B, VIN Z	USEP3902

**APPLICATIONS
KITS**

Engine	Years	Application Description	USMW
GMC (CONT.)			
SAFARI (CONT.)			
4.3L V6 262 CID	1992-1994	VIN W, Base, VIN Z	USEP3902
4.3L V6 262 CID	1993	Base, VIN Z	USEP3902
4.3L V6 262 CID	1996		USEP3270
SAVANA 1500			
4.3L V6 262 CID	1997	VIN W; (Exc.Fitting for Fuel Line)	USEP3240R
5.0L V8 305 CID	1997	VIN M; (Exc.Fitting for Fuel Line)	USEP3240R
5.7L V8 5735cc 350 CID	1997	VIN R; (Exc.Fitting for Fuel Line)	USEP3240R
SAVANA 2500			
4.3L V6 262 CID	1997-1998	Naturally Aspirated; VIN W; (Exc.Fitting for Fuel Line)	USEP3240R
4.3L V6 262 CID	1999-2002	Naturally Aspirated; VIN W; (Exc.Fitting for Fuel Line); Exc.Calif (Over GVW 8,500 Lbs.)	USEP3240R
5.0L V8 305 CID	1997-1998	Naturally Aspirated; VIN M; (Exc.Fitting for Fuel Line)	USEP3240R
5.0L V8 305 CID	1999-2002	Naturally Aspirated; VIN M; (Exc.Fitting for Fuel Line); Exc.Calif (Over GVW 8,500 Lbs.)	USEP3240R
5.7L V8 5735cc 350 CID	1998-2000	Naturally Aspirated; VIN R; (Exc.Fitting for Fuel Line); Exc.Calif (Over GVW 8,500 Lbs.)	USEP3240R
6.5L V8 6473cc 395 CID	1996-1998	DIESEL; VIN F; External Pump	USEP3309
6.5L V8 6473cc 395 CID	1999-2002	DIESEL; L65 Desig.; VIN F; External Pump	USEP3540
SAVANA 3500			
4.8L V8 294 CID	2005	Base	USEP12046
4.8L V8 294 CID	2005	SLE	USEP12046
4.8L V8 294 CID	2006	Base; Extended Cargo Van; VIN V	USEP12046
5.7L V8 5735cc 350 CID	1997-2002	Cutaway Van; VIN R; (55 Gallon Fuel Tank); (Exc.Fitting for Fuel Line)	USEP3240R
5.7L V8 5735cc 350 CID	1997	Extended Cargo Van; Extended Passenger Van; Standard Cargo Van; Standard Passenger Van; (Exc.Fitting for Fuel Line)	USEP3240R
5.7L V8 5735cc 350 CID	1998-1999	Cutaway Van; VIN R; (Exc.Calif) (55 Gallon Fuel Tank); (Exc.Fitting for Fuel Line)	USEP3240R
5.7L V8 5735cc 350 CID	1998-1999	Extended Cargo Van; Extended Passenger Van; Standard Cargo Van; Standard Passenger Van; (Exc.Calif); (Exc.Fitting for Fuel Line)	USEP3240R
5.7L V8 5735cc 350 CID	2000-2002	Extended Cargo Van; Extended Passenger Van; Standard Cargo Van; Standard Passenger Van; (Exc.Fitting for Fuel Line); (Federal)	USEP3240R
6.0L V8 5967cc 364 CID	2004-2005	Base	USEP12046
6.0L V8 5967cc 364 CID	2004	Extended Passenger Van; SLE	USEP12046
6.0L V8 5967cc 364 CID	2007-2008	Base, LS, LT	USEP12046
6.5L V8 6473cc 395 CID	1996-1998	DIESEL; VIN F; External Pump	USEP3309
6.5L V8 6473cc 395 CID	1999-2002	DIESEL; L65 Desig.; VIN F; External Pump	USEP3540
7.4L V8 7440 cc 454 CID	1997-2000	Cutaway Van; VIN J; (55 Gallon Fuel Tank); (Exc.Fitting for Fuel Line)	USEP3240R
7.4L V8 7440 cc 454 CID	1997	Extended Cargo Van; Extended Passenger Van; Standard Cargo Van; Standard Passenger Van; VIN J; (Exc.Fitting for Fuel Line)	USEP3240R
7.4L V8 7440 cc 454 CID	1998-1999	Cutaway Van; VIN J; (Exc.Calif) (55 Gallon Fuel Tank); (Exc.Fitting for Fuel Line)	USEP3240R

Engine	Years	Application Description	USMW
7.4L V8 7440 cc 454 CID	1998-1999	Extended Cargo Van; Extended Passenger Van; Standard Cargo Van; Standard Passenger Van; VIN J; (Exc.Calif); (Exc.Fitting for Fuel Line)	USEP3240R
7.4L V8 7440 cc 454 CID	2000	Extended Cargo Van; Extended Passenger Van; Standard Cargo Van; Standard Passenger Van; VIN J; (Exc.Fitting for Fuel Line); (Federal)	USEP3240R
8.1L V8 8128cc 496 CID	2001	Extended Cargo Van; Extended Passenger Van; Standard Cargo Van; Standard Passenger Van; VIN G; (Exc.Fitting for Fuel Line)	USEP3240R
8.1L V8 8128cc 496 CID	2002	Extended Cargo Van; Extended Passenger Van; Standard Cargo Van; Standard Passenger Van; VIN G; (Exc.Fitting for Fuel Line); (Federal)	USEP3240R
SIERRA 1500			
4.3L V6 262 CID	1999-2001	VIN W, Evaporative Emissions Control	USEP3500
4.3L V6 262 CID	2002-2004	VIN X; Evaporative Emissions Control	USEP3500
4.3L V6 262 CID	2002	VIN W; Evaporative Emissions Control	USEP3500
4.8L V8 294 CID	1999-2003	VIN V; Evaporative Emissions Control	USEP3500
4.8L V8 294 CID	2007-2008	SLE; WT; VIN C; w/ 143.5 In. Wheelbase; Except for Bosch, Carter, and Delphi	USEP12046
4.8L V8 294 CID	2008	SL; SLE w/ 143.5 In. Wheelbase, w/ 134.0 In. Wheelbase, Except for Bosch, Carter, and Delphi	USEP12046
6.0L V8 5967cc 364 CID	2007	SLE, SLT	USEP12046
6.0L V8 5967cc 364 CID	2008	L76 Desig.; SLE; SLT; VIN Y; Except for Bosch, Carter, and Delphi	USEP12046
SIERRA 1500 HD			
6.0L V8 5967cc 364 CID	2001-2003	Evaporative Emissions Control	USEP3500
SIERRA 2500			
6.0L V8 5967cc 364 CID	1999-2000	VIN U; Evaporative Emissions Control	USEP3500
6.0L V8 5967cc 364 CID	2001-2003	Evaporative Emissions Control	USEP3500
6.0L V8 5967cc 364 CID	2002	BI-FUEL, Evaporative Emissions Control	USEP3500
SIERRA 2500 HD			
6.0L V8 5967cc 364 CID	2001-2003	Naturally Aspirated; VIN U; Evaporative Emissions Control	USEP3500
6.0L V8 5967cc 364 CID	2002	BI-FUEL; BI-FUEL; VIN U; Evaporative Emissions Control	USEP3500
6.6L V8 6599cc 403 CID	2007-2008	In-Line	USEP3526
8.1L V8 8128cc 496 CID	2001-2003	Naturally Aspirated; VIN G; Evaporative Emissions Control	USEP3500
SIERRA 3500			
6.0L V8 5967cc 364 CID	2001	Naturally Aspirated; VIN U; Exc.Commercial Chassis (Evaporative Emissions Control)	USEP3500
6.0L V8 5967cc 364 CID	2002-2003	Naturally Aspirated; VIN U; Exc.Commercial Chassis (Calif)	USEP3500
6.6L V8 6599cc 403 CID	2001-2006	In-Line	USEP3526
8.1L V8 8128cc 496 CID	2001	Naturally Aspirated; VIN G, Exc.Commercial Chassis (Evaporative Emissions Control)	USEP3500
8.1L V8 8128cc 496 CID	2002-2003	Naturally Aspirated; VIN G, Exc.Commercial Chassis (Calif)	USEP3500
SIERRA 3500 HD			
6.6L V8 6599cc 403 CID	2007-2012	In-Line	USEP3526
SONOMA			
2.2L L4 2190cc 134 CID	1994-1995	VIN 4; 1.45 inch pump diameter; Except for Bosch, Carter, and Delphi	USEP3240
2.2L L4 2190cc 134 CID	1996		USEP3240R
2.5L L4 2474cc 151 CID	1991	Base, SLE, VIN E	USEP3902
2.5L L4 2474cc 151 CID	1991		USEP3902
2.5L L4 2474cc 151 CID	1992	SLE; VIN A	USEP3902

Engine	Years	Application Description	USMW
GMC (CONT.)			
SONOMA (CONT.)			
2.5L L4 2474cc 151 CID	1993	Base, SLE, VIN A	USEP3902
2.8L V6 173 CID	1991		USEP3902
2.8L V6 173 CID	1992	GT, SLE; VIN R	USEP3902
2.8L V6 173 CID	1993	Base, SLE, VIN R	USEP3902
4.3L V6 262 CID	1991		USEP3902
4.3L V6 262 CID	1993	VIN W, Base; SLE,SLS, SLT	USEP3902
4.3L V6 262 CID	1994	VIN W, SLE; SLS	USEP3902
4.3L V6 262 CID	1995	VIN W, MFI, VIN Z	USEP3902
4.3L V6 262 CID	1996	VIN W, VIN X	USEP3240R
4.3L V6 262 CID	2002	VIN W	USEP3240R
SYCLONE			
4.3L V6 262 CID	1991		USEP3270
V1500			
4.3L V6 262 CID	1987	VIN Z	USEP3902
5.0L V8 305 CID	1987	VIN H	USEP3902
5.7L V8 5735cc 350 CID	1987	VIN K	USEP3902
V1500 SUBURBAN			
5.7L V8 5735cc 350 CID	1987	VIN K	USEP3902
5.7L V8 5735cc 350 CID	1988-1989	Base, Sierra Classic, VIN K	USEP3902
5.7L V8 5735cc 350 CID	1990-1991	Base, VIN K	USEP3902
V2500			
5.7L V8 5735cc 350 CID	1987	FI; VIN K	USEP3902
V2500 SUBURBAN			
5.7L V8 5735cc 350 CID	1987	VIN K	USEP3902
5.7L V8 5735cc 350 CID	1988-1989	Base, Sierra Classic, VIN K	USEP3902
5.7L V8 5735cc 350 CID	1990-1991	Base, VIN K	USEP3902
V3500			
5.7L V8 5735cc 350 CID	1987-1989	FI; VIN K	USEP3902
5.7L V8 5735cc 350 CID	1990-1991	VIN K	USEP3902
6.2L V8 6210cc 379 CID	1988	DIESEL; FI; VIN J; External Pump	USEP3158
7.4L V8 7440 cc 454 CID	1987-1989	FI; VIN N	USEP3902
7.4L V8 7440 cc 454 CID	1990-1991	VIN N	USEP3902
YUKON			
5.7L V8 5735cc 350 CID	1992-1993		USEP3902
5.7L V8 5735cc 350 CID	1994	Naturally Aspirated; VIN K	USEP3902
5.7L V8 5735cc 350 CID	1996	Naturally Aspirated; VIN R	USEP3270
5.7L V8 5735cc 350 CID	1997	2 Dr.; 4 Dr.; VIN R	USEP3933
5.7L V8 5735cc 350 CID	1999	SLE, SLT	USEP3240R
6.5L V8 6473cc 395 CID	1994-1997	DIESEL; VIN S; External Pump	USEP3309
HONDA			
ACCORD			
1.8L L4 1829cc	1985	FI; SEI, Base; CARB, CARB; ES2 Desig.; S, CARB; LX; External Pump	USEP8316
2.0L L4 1955cc	1986	Lxi; DX; LX; CARB	USEP8371
2.0L L4 1955cc	1987-1989	LXi; DX; LX, A20A1 Desig.	USEP8371
2.2L L4 2156cc	1997	2 Dr.; F22B2 Desig.; SE	USEP8229
2.2L L4 2156cc	1997	4 Dr.; 4-Wheel ABS; F22B2 Desig.; LX; (USA Built)	USEP8229
2.2L L4 2156cc	1997	4 Dr.; F22B2 Desig.; LX; (Japan Built)	USEP8229
2.2L L4 2156cc	1997	4 Dr.; F22B2 Design, Value Package	USEP8229
2.3L L4 2254cc	1998-1999	DX; LX, EX; Sold in Mexico	USEP8229
2.3L L4 2254cc	2000-2002	DX; LX, EX; SE Sold in Mexico	USEP8229
2.3L L4 2254cc	2001	DX; LX, EX; Value package; Sold in Mexico	USEP8229
2.4L L4 2354cc 144 CID	2003-2004	DX; EX; LX, K24A4 Desig.; Calif	USEP8456
2.4L L4 2354cc 144 CID	2003-2004	DX; EX; LX, K24A4 Desig.; Exc.Calif	USEP8513
2.4L L4 2354cc 144 CID	2004	Sold in Mexico	USEP8456
2.4L L4 2354cc 144 CID	2005	DX; EX; LX; K24A4 Desig. Exc.Calif	USEP8513
2.4L L4 2354cc 144 CID	2005	DX; EX; LX; K24A4 Desig., Calif	USEP8456
2.4L L4 2354cc 144 CID	2006-2007	EX; LX, K24A8 Desig.; Value Package; Calif	USEP8456
2.4L L4 2354cc 144 CID	2006-2007	EX; LX, K24A8 Desig.; Value Package; Exc.Calif	USEP8513
2.4L L4 2354cc 144 CID	2006	K24A8 Desig.; LX Special Edition; Calif	USEP8456
2.4L L4 2354cc 144 CID	2006	K24A8 Desig.; LX Special Edition; Exc.Calif	USEP8513
2.4L L4 2354cc 144 CID	2007	K24A8 Desig.; Special Edition; Calif	USEP8456
2.4L L4 2354cc 144 CID	2007	K24A8 Desig.; Special Edition; Exc.Calif	USEP8513

Engine	Years	Application Description	USMW
2.7L V6 2675cc	1995	C27A4 Desig.; EX, LX	USEP8229
3.0L V6 2977cc	2003-2004	EX; LX; J30A4 Desig.	USEP8513
3.0L V6 2977cc	2005	EX; LX J30A4 Desig.	USEP8513
3.0L V6 2997cc	1998-2002	EX; LX; J30A1 Desig.	USEP8229
3.0L V6 2997cc	2005	ELECTRIC/ Hybrid; JNA1 Desig.	USEP8449
3.0L V6 2997cc	2006-2007	EX; LX J30A5 Desig.	USEP8513
3.0L V6 2997cc	2006	ELECTRIC/ Hybrid; JNA1 Desig.	USEP8513
3.0L V6 2997cc	2007	J30A5 Desig.; Special Edition	USEP8513
CIVIC			
1.3L L4 1339cc	2003-2004	ELECTRIC/ Hybrid; LDA1 Desig.; Calif	USEP8508
1.5L L4 1487cc	1985	CRX Si; FI; External Pump	USEP8000
1.5L L4 1487cc	1986-1987	CRX Si; FI, FI; Si; External Pump	USEP8000
1.5L L4 1493cc	1993-1995	2 Dr.; 3 Dr.; D15B7 Desig.; DX	USEP8229
1.5L L4 1493cc	1993-1995	4 Dr.; D15B7 Desig.; DX; (Japan Built)	USEP8335
1.5L L4 1493cc	1993-1995	4 Dr.; D15B7 Desig.; DX; (USA Built)	USEP8229
1.5L L4 1493cc	1993-1995	CX; D15B8 Desig.	USEP8229
1.5L L4 1493cc	1993-1995	D15B7 Desig.; LX; Japan Built	USEP8335
1.5L L4 1493cc	1993-1995	D15B7 Desig.; LX; USA Built	USEP8229
1.5L L4 1493cc	1993-1995	D15Z1 Desig.; VX	USEP8229
1.6L L4 1590cc 97 CID	1988	D16A6 Desig.; RT 4WD	USEP8023
1.6L L4 1590cc 97 CID	1992	D16Z6 Desig.; Si	USEP8335
1.6L L4 1590cc 97 CID	1995	4 Dr.; D16Z6 Desig.; EX; (Japan Built)	USEP8335
1.6L L4 1590cc 97 CID	1995	4 Dr.; D16Z6 Desig.; EX; (USA Built)	USEP8229
1.6L L4 1590cc 97 CID	1998-2000	D16Y5 Desig.; HX	USEP8229
1.6L L4 1590cc 97 CID	1998	EX, DX, CX; Sold in Mexico	USEP8229
1.6L L4 1590cc 97 CID	1999	2 Dr.; D16Y7 Desig.; D16Y8 Desig.; EX, DX, CX	USEP8229
1.6L L4 1590cc 97 CID	1999	Value Package, Sold in Mexico	USEP8335
1.6L L4 1590cc 97 CID	2000	CX; D16Y7 Desig.; GAS	USEP8229
1.6L L4 1590cc 97 CID	2000	DX; LX, EX; GAS	USEP8229
1.6L L4 1595cc 97 CID	1999-2000	B16A2 Desig.; Si	USEP8229
1.7L L4 1668cc	2001	DX; LX; EX; HX	USEP8229
1.7L L4 1668cc	2005	DX; LX, Value Package, EX; HX	USEP8456
1.7L L4 1700cc	2002-2003	DX; LX; EX; HX	USEP8229
1.7L L4 1700cc	2004	4 Dr.; D17A1 Desig.; DX; LX, D17A2 Desig.; EX; (Canada Built Vehicle)	USEP8456
1.7L L4 1700cc	2004	D17A1 Desig.; Value Package	USEP8456
1.7L L4 1700cc	2004	HX, DX; LX, EX	USEP8229
2.0L L4 1998cc 122 CID	2002-2005	K20A3 Desig.; Si	USEP8456
CIVIC DEL SOL			
1.5L L4 1493cc	1993-1995	D15B7 Desig.; S	USEP8335
1.6L L4 1590cc 97 CID	1993	D16Z6 Desig.; Si	USEP8335
1.6L L4 1590cc 97 CID	1994-1995	B16A3 Desig.; VTEC, D16Z6 Desig.; Si	USEP8335
1.6L L4 1590cc 97 CID	1996-1997	S, Si	USEP8229
CIVIC SIR (MEX)			
1.6L L4 1590cc 97 CID	1999-2000		USEP8229
CR-V			
2.0L L4 1972cc	1997		USEP8229
2.0L L4 1972cc	1998-1999	EX, LX	USEP8229
2.0L L4 1972cc	2001	EX, LX, SE	USEP8335
2.4L L4 2354cc 144 CID	2002-2003	EX, LX	USEP8335
2.4L L4 2354cc 144 CID	2004	EX, LX; Japan Built Vehicle	USEP8335
2.4L L4 2354cc 144 CID	2004	EX, LX; United Kingdom Built	USEP8456
2.4L L4 2354cc 144 CID	2005-2006	EX, LX, SE	USEP8335
2.4L L4 2354cc 144 CID	2007	EX, EX-L, LX	USEP8513
2.4L L4 2354cc 144 CID	2008-2009	EX, EX-L, LX; Japan Built	USEP8513
CRX			
1.5L L4 1493cc	1988	D15B2 Desig.; DX, HF	USEP8023
1.6L L4 1590cc 97 CID	1988	D16A6 Desig.; Si	USEP8023
INSIGHT			
1.0L L3 995cc 61 CID	2000-2003	In-Tank	USEP8456
ODYSSEY			
2.2L L4 2156cc	1995-1997	EX, LX	USEP8335
2.3L L4 2234cc	1998	EX, LX	USEP8335
3.5L V6 3474cc	1999-2000	Cargo, EX, LX	USEP8335
3.5L V6 3474cc	2001-2002	Cargo, EX, LX, Sold in Mexico	USEP8335
3.5L V6 3474cc	2003-2004	EX, LX, Sold in Mexico	USEP8335

**APPLICATIONS
KITS**

Engine	Years	Application Description	USMW
HONDA (CONT.)			
PASSPORT			
2.6L L4 2559cc	1994	4ZE1 Desig.; DX	USEP8235
2.6L L4 2559cc	1995	4ZE1 Desig.; DX; From 05/95	USEP8229
2.6L L4 2559cc	1995	4ZE1 Desig.; DX; To 04/95	USEP8235
2.6L L4 2559cc	1996	4ZE1 Desig.; DX	USEP8229
3.2L V6 3165cc	1994-1996	6VD1 Desig.; EX, LX	USEP8229
3.2L V6 3165cc	1997	EX, LX	USEP8229
PRELUDE			
1.8L L4 1829cc	1985	Base; CARB; ET2 Desig.; External Pump	USEP8310
1.8L L4 1829cc	1986	Base; CARB; ET2 Desig.; External Pump	USEP8158
1.8L L4 1829cc	1987	A18A1 Desig.; Base; CARB; External Pump	USEP8158
2.0L L4 1955cc	1985-1987	2.0 Si; FI; External Pump	USEP8000
2.0L L4 1958cc	1988-1989	2.0 Si 4WS; B20A5 Desig.; S	USEP8371
2.0L L4 1958cc	1990	2.0 Si; S B20A5 Desig. FI	USEP8371
2.2L L4 2156cc	1992	F22A1 Desig.; S	USEP8023
2.2L L4 2156cc	1993-1996	F22A1 Desig.; S; H22A1 Desig.; VTEC	USEP8023
2.3L L4 2259cc	1992-1994	H23A1 Desig.; Si 4WS	USEP8023
2.3L L4 2259cc	1992-1996	H23A1 Desig.; Si	USEP8023
2.3L L4 2259cc	1995	H23A1 Desig.; SE	USEP8023
S2000			
2.0L L4 1997cc 121 CID	2000-2003		USEP8335
2.2L L4 2157cc	2004-2005		USEP8335
HYUNDAI			
ACCENT			
1.5L L4 1495cc	1995	Base, L	USEP8229
1.5L L4 1495cc	1996	Base, GT, L	USEP8229
1.5L L4 1495cc	1997	GL, GS	USEP8229
1.5L L4 1495cc	1997	GT	USEP8229
1.5L L4 1495cc	1998-2000		USEP8229
1.5L L4 1495cc	2002	L	USEP8229
1.6L L4 1600cc 98 CID	2001	GL	USEP8229
1.6L L4 1600cc 98 CID	2002		USEP8229
1.6L L4 1600cc 98 CID	2003	GL; VIN C	USEP8335
1.6L L4 1600cc 98 CID	2004		USEP8335
1.6L L4 1600cc 98 CID	2005	GLS, GT	USEP8335
ELANTRA			
1.6L L4 1596cc 97 CID	1992	GL, GLS	USEP8229
1.6L L4 1596cc 97 CID	1993-1995	Base; VIN R	USEP8229
1.6L L4 1596cc 97 CID	1994		USEP8229
1.8L L4 1795cc	1996	GLS	USEP8229
1.8L L4 1795cc	1997	GLS, GL	USEP8229
1.8L L4 1796cc 110 CID	1998		USEP8229
1.8L L4 1836cc	1993-1995	Base; VIN M	USEP8229
1.8L L4 1836cc	1993	GLS; VIN M	USEP8229
2.0L L4 1975cc	1999-2000		USEP8229
2.0L L4 1975cc	2001	from 2/4/2008	USEP8804
2.0L L4 1975cc	2001	To 2/04/2008	USEP8335
2.0L L4 1975cc	2003	GLS, GT; Calif	USEP8335
2.0L L4 1975cc	2003	GLS, GT; Exc. Calif	USEP8804
2.0L L4 1975cc	2004-2005	GLS, GT	USEP8335
2.0L L4 1975cc	2007	Limited, Primary, GLS	USEP8804
2.0L L4 1975cc	2007	SE	USEP8804
2.0L L4 1975cc	2008	Primary, GLS	USEP8804
2.0L L4 1975cc	2008	SE	USEP8335
2.0L L4 1975cc	2009	Touring; VIN E, GLS; VIN D, SE	USEP8804
EXCEL			
1.5L L4 1468cc 90 CID	1992-1994	Base, GL, GS	USEP8335
SANTA FE			
2.4L L4 2351cc	2001	GL	USEP8335
2.4L L4 2351cc	2002-2004	Base	USEP8335
2.7L V6 2656cc	2001-2002	LX	USEP8335
2.7L V6 2656cc	2003-2005	GLS	USEP8335
2.7L V6 2656cc	2006	GLS; VIN D	USEP8335
3.5L V6 3467cc	2006	GLS; VIN E, Limited; VIN E	USEP8335
SCOUPÉ			
1.5L L4 1495cc	1993-1995	Base; LS; VIN N	USEP8335

Engine	Years	Application Description	USMW
SONATA			
2.0L L4 1997cc 121 CID	1993-1994	Base, GL; GLS; VIN F	USEP8229
2.0L L4 1997cc 121 CID	1995	Base, GL	USEP8229
2.0L L4 1997cc 121 CID	1996-1997	Base, GL; VIN F	USEP8229
2.0L L4 1997cc 121 CID	1998	G4CP Desig.; GL; VIN F	USEP8229
2.4L L4 2351cc	1999-2001	Base; VIN S	USEP8335
2.4L L4 2351cc	2002-2003	Base; VIN S	USEP8229
2.4L L4 2351cc	2004	Base	USEP8229
2.4L L4 2351cc	2005	GL	USEP8335
2.4L L4 2359cc	2006-2007	GLS; VIN C	USEP8335
2.4L L4 2359cc	2006	GL; VIN C	USEP8335
2.4L L4 2359cc	2008-2009	GLS; Limited; SE; VIN C	USEP8335
2.5L V6 2493cc	1999-2001	GLS; VIN V	USEP8335
2.7L V6 2656cc	2002-2004	GLS, LX	USEP8229
2.7L V6 2656cc	2005	GLS, LX, GL	USEP8229
3.0L V6 2972cc 181 CID	1993-1994	Base, GL; GLS; VIN T	USEP8229
3.0L V6 2972cc 181 CID	1995	GL, GLS	USEP8229
3.0L V6 2972cc 181 CID	1996-1997	GL; GLS; VIN T	USEP8229
3.0L V6 2972cc 181 CID	1998	G6AT Desig.; GLS; VIN T	USEP8229
3.3L V6 3342cc	2006	GLS; VIN F	USEP8335
3.3L V6 3342cc	2006	LX; VIN F	USEP8335
3.3L V6 3342cc	2007	Limited; SE; VIN F	USEP8335
3.3L V6 3342cc	2008-2009	GLS; Limited; SE; VIN F	USEP8335
TIBURON			
1.8L L4 1795cc	1997	Base; VIN M	USEP8229
2.0L L4 1975cc	1997	FX; VIN F	USEP8229
2.0L L4 1975cc	2003	Base	USEP8335
2.0L L4 1975cc	2004	Base	USEP8804
2.0L L4 1975cc	2005	GS	USEP8335
2.0L L4 1975cc	2006-2008	GS; VIN D	USEP8335
2.0L L4 1975cc	2008	GS; VIN D; To 2/04/2008	USEP8335
2.0L L4 1997cc 121 CID	1998	Base, FX	USEP8229
2.0L L4 1997cc 121 CID	1999-2001		USEP8229
2.7L V6 2656cc	2003	GT	USEP8335
2.7L V6 2656cc	2004-2005	GT	USEP8804
2.7L V6 2656cc	2005	GT; In-Tank	USEP8804
2.7L V6 2656cc	2006	GT; SE; VIN F	USEP8804
2.7L V6 2656cc	2007-2008	GT Limited; SE; VIN F	USEP8804
TUCSON			
2.0L L4 1975cc	2005	GL	USEP8335
2.0L L4 1975cc	2006	GL; VIN B	USEP8335
2.0L L4 1975cc	2007	GLS; VIN B	USEP8335
2.0L L4 1975cc	2008	Limited; VIN B	USEP8335
2.0L L4 1975cc	2009	GLS; Limited; VIN B	USEP8335
2.7L V6 2656cc	2005	GLS, LX	USEP8335
2.7L V6 2656cc	2006-2009	Limited; VIN D	USEP8335
2.7L V6 2656cc	2006	GLS; VIN D	USEP8335
2.7L V6 2656cc	2007-2008	Limited; SE; VIN D	USEP8335
XG300			
3.0L V6 2972cc 181 CID	2001		USEP8335
XG350			
3.5L V6 3500cc	2002	Base, L	USEP8335
3.5L V6 3500cc	2004	Base, L	USEP8229
3.5L V6 3500cc	2005		USEP8229
INFINITI			
G20			
2.0L L4 1998cc 122 CID	1991-1992		USEP8235
2.0L L4 1998cc 122 CID	1994	Base	USEP8235
2.0L L4 1998cc 122 CID	1994	T	USEP8247
2.0L L4 1998cc 122 CID	1995-1996	Base, T	USEP8247
2.0L L4 2000cc 122 CID	1999		USEP8229
2.0L L4 2000cc 122 CID	2000-2001		USEP8454
2.0L L4 2000cc 122 CID	2002	Base	USEP8454
G35			
3.5L V6 3498cc 213 CID	2003-2005		USEP8335
I30			
3.0L V6 2988cc 182 CID	1996-1999		USEP8229
3.0L V6 2988cc 182 CID	1998	Sold in Mexico	USEP8229

Engine	Years	Application Description	USMW
INFINITI (CONT.)			
I30 (CONT.)			
3.0L V6 2988cc 182 CID	2000-2001		USEP8335
I35			
3.5L V6 3498cc 213 CID	2002-2004		USEP8335
J30			
3.0L V6 2960cc 181 CID	1993-1997		USEP8235
M30			
3.0L V6 2960cc 181 CID	1990-1992		USEP8218
M45			
4.5L V8 4500cc	2003-2004		USEP8450
Q45			
4.1L V8 4130cc	1997-2001		USEP8392
4.5L V8 4494cc	1990-1996		USEP8219
4.5L V8 4494cc	2002-2005		USEP8450
4.5L V8 4494cc	2006	To 12/05	USEP8450
QX4			
3.3L V6 3275cc	1997-2000		USEP8229
3.5L V6 3498cc 213 CID	2001-2003		USEP8432
ISUZU			
AMIGO			
2.6L L4 2559cc	1989-1993	FI; VIN E	USEP8235
2.6L L4 2559cc	1994		USEP8235
I-MARK			
1.5L L4 1471cc 92 CID	1987	FI; VIN 9; 2 inch pump diameter	USEP3222
1.5L L4 1471cc 92 CID	1988	FI; S; VIN 9; 2 inch pump diameter	USEP3222
1.5L L4 1471cc 92 CID	1989	FI; LS; VIN 9; 2 inch pump diameter	USEP3222
1.6L L4 1588cc 98 CID	1989	FI; RS; VIN 5; 2 inch pump diameter	USEP3222
IMPULSE			
1.9L L4 1949cc	1985	Naturally Aspirated; VIN A; External Pump; From Chassis/VIN F0906660	USEP8235
1.9L L4 1949cc	1985	Naturally Aspirated; VIN A; External Pump; To Chassis/VIN F0906660	USEP8312
1.9L L4 1949cc	1986-1987	Naturally Aspirated; VIN A; External Pump	USEP8235
OASIS			
2.2L L4 2156cc	1996-1997	LS, S	USEP8229
2.3L L4 2234cc	1999		USEP8229
2.3L L4 2254cc	1998		USEP8229
PICKUP			
2.3L L4 2254cc	1995		USEP8235
2.6L L4 2559cc	1988	1 Ton; S; FI; VIN E	USEP8235
2.6L L4 2559cc	1989	1 Ton; FI; VIN E	USEP8235
2.6L L4 2559cc	1989	FI; VIN E; XS	USEP8235
2.6L L4 2559cc	1990	1 Ton; FI; LS; XS; VIN E	USEP8235
2.6L L4 2559cc	1991-1992	1 Ton; FI; LS; S; VIN E	USEP8235
2.6L L4 2559cc	1993-1994	FI; VIN E	USEP8235
2.6L L4 2559cc	1995		USEP8235
3.1L V6 3137cc	1991	FI; LS; VIN Z	USEP8321
3.1L V6 3137cc	1992	FI; S; VIN Z	USEP8321
3.1L V6 3137cc	1993-1994	FI; VIN Z	USEP8321
RODEO			
2.6L L4 2559cc	1991-1994		USEP8235
2.6L L4 2559cc	1995	VIN E; From 04/95	USEP8229
2.6L L4 2559cc	1995	VIN E; To 04/95	USEP8235
2.6L L4 2559cc	1996-1997		USEP8229
3.2L V6 3165cc	1993-1996		USEP8229
3.2L V6 3165cc	1997	VIN V; To 06/97	USEP8229
TROOPER			
2.6L L4 2559cc	1988-1991		USEP8235
3.2L V6 3165cc	1992-1993	LS; S; VIN V, LS	USEP8235
3.2L V6 3165cc	1993	RS; VIN W	USEP8235
3.2L V6 3165cc	1994		USEP8229
3.2L V6 3165cc	1995	RS; S; VIN V	USEP8229
3.2L V6 3165cc	1996-1997	LS, S	USEP8229
3.2L V6 3165cc	1996	SE	USEP8229
3.2L V6 3165cc	1997	Ltd	USEP8229

Engine	Years	Application Description	USMW
JAGUAR			
S-TYPE			
4.0L V8 3996cc 244 CID	2000-2002	Base, Sport	USEP2314
VANDEN PLAS			
3.6L L6 3590cc	1988	VIN 5, VIN 6; External Pump	USEP8002
3.6L L6 3590cc	1988	VIN 5, VIN 6; In Tank Pump	USEP8224
3.6L L6 3590cc	1989	Base, Majestic; External Pump	USEP8002
3.6L L6 3590cc	1989	Base, Majestic; In Tank Pump	USEP8224
4.0L L6 3980cc	1990-1992	Base, Majestic; External Pump	USEP8002
4.0L L6 3980cc	1990-1992	Base, Majestic; In Tank Pump	USEP8224
4.0L L6 3980cc	1991-1993	External Pump	USEP8002
4.0L L6 3980cc	1991-1993	In Tank Pump	USEP8224
4.0L L6 3980cc	1994		USEP8249
4.0L L6 3980cc	1995-1997		USEP8285
4.0L L6 3980cc	1996	VIN 2, VIN 7	USEP8285
4.2L L6 4235cc	1985-1987	External Pump	USEP8308
XJ12			
6.0L V12 5994cc 366 CID	1994		USEP8249
6.0L V12 5994cc 366 CID	1995-1996		USEP8285
XJ6			
3.6L L6 3590cc	1988	Base; VIN 5, VIN 6; External Pump	USEP8002
3.6L L6 3590cc	1988	Base; VIN 5, VIN 6; In Tank Pump	USEP8224
3.6L L6 3590cc	1989	Base; External Pump	USEP8002
3.6L L6 3590cc	1989	Base; In Tank Pump	USEP8224
4.0L L6 3980cc	1990-1992	Base; Sovereign; VIN 7; External Pump	USEP8002
4.0L L6 3980cc	1990-1992	Base; Sovereign; VIN 7; In Tank Pump	USEP8224
4.0L L6 3980cc	1993	AJ16 Desig.	USEP8249
4.0L L6 3980cc	1994		USEP8249
4.0L L6 3980cc	1995		USEP8285
4.0L L6 3980cc	1996	AJ16 Desig.; VIN 7, VIN 2	USEP8285
4.0L L6 3980cc	1997	Base, L	USEP8285
4.2L L6 4235cc	1985-1987	Base; VIN 3; External Pump	USEP8308
XJR			
4.0L L6 3980cc	1995-1997		USEP8285
XJRS			
6.0L V12 5994cc 366 CID	1993		USEP8285
XJS			
4.0L L6 3980cc	1993		USEP8249
4.0L L6 3980cc	1994	2+2; AJ16 Desig.; VIN 7	USEP8249
5.3L V12 5343cc	1985-1992	VIN 8; External Pump	USEP8308
5.3L V12 5343cc	1986	Base; VIN 8; External Pump	USEP8308
5.3L V12 5343cc	1987-1988	Base; C; VIN 8; External Pump	USEP8308
5.3L V12 5343cc	1989	Base, Collection Rouge; External Pump	USEP8308
5.3L V12 5343cc	1990	Base, Classic Collection, Collection Rouge; External Pump	USEP8308
5.3L V12 5343cc	1991	Classic Collection; External Pump	USEP8308
6.0L V12 5994cc 366 CID	1994	2+2; Base; VIN 3	USEP8249
XK8			
4.0L V8 3996cc 244 CID	1997-1998		USEP8285
JEEP			
CHEROKEE			
2.5L L4 150 CID	1986-1988	Base; Chief; Laredo; Pioneer; VIN H; Except for Bosch, Carter, and Delphi	USEP7001
2.5L L4 150 CID	1989	Laredo; Pioneer; Sport; VIN E; Except for Bosch, Carter, and Delphi	USEP7001
2.5L L4 150 CID	1990	Base; VIN E; Except for Bosch, Carter, and Delphi	USEP7001
2.5L L4 150 CID	1994-1995	SE; VIN P	USEP8229
2.5L L4 150 CID	1996	SE; VIN P	USEP8335
2.5L L4 150 CID	1997	SE; VIN P	USEP7154
2.5L L4 150 CID	1998-2000	FI; SE; VIN P	USEP7154
4.0L L6 242 CID	1987	Base; VIN M	USEP7006A
4.0L L6 242 CID	1988		USEP7006A
4.0L L6 242 CID	1990	Base; VIN L	USEP7006A
4.0L L6 242 CID	1994-1995	Country; SE; Sport; VIN S	USEP8229
4.0L L6 242 CID	1996	Classic; Country; SE; Sport; VIN S	USEP8335
4.0L L6 242 CID	1997	Country; SE; Sport; VIN S	USEP7154

**APPLICATIONS
KITS**

Engine	Years	Application Description	USMW
JEEP (CONT.)			
CHEROKEE (CONT.)			
4.0L L6 242 CID	1998-2000	Classic; Limited, SE, Sport; VIN S	USEP7154
4.0L L6 242 CID	2001		USEP7154
CJ10 (MEX)			
4.6L L6 4600cc	1984-1985		USEP8004
CJ5D (MEX)			
3.8L L6 3800cc	1965-1971		USEP8004
4.2L L6 4200cc	1965-1985		USEP8004
4.6L L6 4600cc	1973-1985		USEP8004
CJ5S (MEX)			
3.8L L6 3800cc	1965-1971		USEP8004
4.2L L6 4200cc	1965-1971		USEP8004
CJ7 (MEX)			
3.8L L6 3800cc	1965-1975		USEP8004
4.2L L6 4200cc	1965-1975		USEP8004
4.6L L6 4600cc	1973-1975		USEP8004
COMANCHE			
2.5L L4 150 CID	1986	Custom; X, XLS; Except for Bosch, Carter, and Delphi	USEP7001
2.5L L4 150 CID	1987	Base; Chief; Laredo; Pioneer; VIN H; Except for Bosch, Carter, and Delphi	USEP7001
2.5L L4 150 CID	1988	Chief; Laredo; Pioneer; VIN H; Except for Bosch, Carter, and Delphi	USEP7001
2.5L L4 150 CID	1989-1990	Base; Pioneer; VIN E; Except for Bosch, Carter, and Delphi	USEP7001
COMMANDER			
3.7L V6 226 CID	2006	65th Anniversary Edition; VIN K; Except for Bosch, Carter, and Delphi	USEP7206
3.7L V6 226 CID	2007	Base; VIN K; Except for Bosch, Carter, and Delphi	USEP7206
3.7L V6 226 CID	2008-2009	Sport; VIN K; Except for Bosch, Carter, and Delphi	USEP7206
4.7L V8 4670cc 285 CID	2006	65th Anniversary Edition; Limited; VIN N; Except for Bosch, Carter, and Delphi	USEP7206
4.7L V8 4670cc 285 CID	2007	Base; Limited; VIN P; Except for Bosch, Carter, and Delphi	USEP7207
4.7L V8 4670cc 285 CID	2007	Limited; VIN N; Except for Bosch, Carter, and Delphi	USEP7206
4.7L V8 4670cc 285 CID	2008-2009	Limited; Sport; VIN N; Except for Bosch, Carter, and Delphi	USEP7206
4.7L V8 4670cc 285 CID	2008	FLEX; Limited; FLEX; Sport; VIN N; Except for Bosch, Carter, and Delphi	USEP7207
4.7L V8 4670cc 285 CID	2009	FLEX; Limited; VIN P; FLEX; Sport; VIN P; Except for Bosch, Carter, and Delphi	USEP7206
5.7L V8 5653cc 345 CID	2006	Limited; VIN 2; Except for Bosch, Carter, and Delphi	USEP7206
5.7L V8 5653cc 345 CID	2007-2008	Limited; VIN 2, Overland; Except for Bosch, Carter, and Delphi	USEP7206
5.7L V8 5653cc 345 CID	2009	EZD Desig.; Limited; EZD Desig.; Overland; VIN T; Except for Bosch, Carter, and Delphi	USEP7206
GRAND CHEROKEE			
3.7L V6 226 CID	2005-2009	Laredo; VIN K; Except for Bosch, Carter, and Delphi	USEP7206
3.7L V6 226 CID	2006	65th Anniversary Edition; VIN K; Except for Bosch, Carter, and Delphi	USEP7206
4.0L L6 242 CID	1997-1998	Laredo; Limited; TS; VIN S	USEP7154
4.0L L6 242 CID	1997	Orvis; VIN S	USEP7154
4.0L L6 242 CID	1999-2000	Laredo; Limited; VIN S	USEP7154
4.0L L6 242 CID	2001-2004	Laredo; Limited	USEP7154
4.0L L6 242 CID	2002	Sport; VIN S	USEP7154
4.0L L6 242 CID	2004	Special Edition; Special Edition	USEP7154
4.0L L6 3956cc 241 CID	2004	SE	USEP7154
4.7L V8 4670cc 285 CID	2002-2004	VIN J, Laredo, Limited, Overland	USEP7154
4.7L V8 4670cc 285 CID	2002	Sport	USEP7154
4.7L V8 4670cc 285 CID	2004	Laredo; Special Edition	USEP7154
4.7L V8 4670cc 285 CID	2005-2008	Laredo; Limited; VIN N; Except for Bosch, Carter, and Delphi	USEP7206

Engine	Years	Application Description	USMW
4.7L V8 4670cc 285 CID	2006	65th Anniversary Edition; VIN N; Except for Bosch, Carter, and Delphi	USEP7206
4.7L V8 4670cc 285 CID	2007	FLEX; Laredo; VIN P; Limited; VIN P; Except for Bosch, Carter, and Delphi	USEP7207
4.7L V8 4670cc 285 CID	2008	FLEX; Laredo; Limited; Sold in Mexico	USEP7206
4.7L V8 4670cc 285 CID	2008	FLEX; Laredo; Limited; VIN N; Except for Bosch, Carter, and Delphi	USEP7207
4.7L V8 4670cc 285 CID	2009	FLEX; Laredo; VIN P; Limited; VIN P; Except for Bosch, Carter, and Delphi	USEP7206
4.7L V8 4703cc 287 CID	1999-2000	Laredo; Limited; VIN N	USEP7154
4.7L V8 4703cc 287 CID	2001	Laredo; Limited	USEP7154
5.2L V8 5211cc 318 CID	1997-1998	Laredo; Limited; TS; VIN Y	USEP7154
5.2L V8 5211cc 318 CID	1997	Orvis; VIN Y	USEP7154
5.7L V8 5653cc 345 CID	2005-2006	Limited; VIN 2; Except for Bosch, Carter, and Delphi	USEP7206
5.7L V8 5653cc 345 CID	2006	Overland; VIN 2; Except for Bosch, Carter, and Delphi	USEP7206
5.7L V8 5653cc 345 CID	2007-2008	Limited; Overland; VIN 2; Except for Bosch, Carter, and Delphi	USEP7206
5.7L V8 5653cc 345 CID	2009	EZD Desig.; Overland; VIN T; Except for Bosch, Carter, and Delphi	USEP7206
5.9L V8 5899cc 360 CID	1998	5.9 Limited; VIN Z	USEP7154
6.1L V8 6059cc 370 CID	2006	SRT8; VIN 3; Except for Bosch, Carter, and Delphi	USEP7206
6.1L V8 6059cc 370 CID	2007-2008	Naturally Aspirated; SRT8; VIN 3; Except for Bosch, Carter, and Delphi	USEP7206
6.1L V8 6059cc 370 CID	2009	Naturally Aspirated; SRT8; VIN W; Except for Bosch, Carter, and Delphi	USEP7206
GRAND CHEROKEE 2WD (MEX)			
4.7L V8 4700cc	2008		USEP7206
J100 (MEX)			
4.6L L6 4600cc	1980-1985		USEP8004
J162 (MEX)			
3.8L L6 3800cc	1968-1969		USEP8004
4.2L L6 4200cc	1965-1969		USEP8004
J164 (MEX)			
3.8L L6 3800cc	1967-1972		USEP8004
4.2L L6 4200cc	1965-1972		USEP8004
4.6L L6 4600cc	1973-1985		USEP8004
J164V (MEX)			
3.8L L6 3800cc	1967-1972		USEP8004
4.2L L6 4200cc	1965-1972		USEP8004
4.6L L6 4600cc	1973-1985		USEP8004
J262S (MEX)			
3.8L L6 3800cc	1968-1971		USEP8004
4.2L L6 4200cc	1968-1971		USEP8004
J264D (MEX)			
3.8L L6 3800cc	1967		USEP8004
4.2L L6 4200cc	1965-1967		USEP8004
J364R (MEX)			
3.8L L6 3800cc	1967-1972		USEP8004
4.2L L6 4200cc	1965-1972		USEP8004
4.6L L6 4600cc	1973-1984		USEP8004
LIBERTY			
2.4L L4 148 CID	2005	Naturally Aspirated; Sport; VIN 1; Except for Bosch, Carter, and Delphi	USEP7207
3.7L V6 226 CID	2005-2006	Limited; Renegade; Sport; Except for Bosch, Carter, and Delphi	USEP7207
3.7L V6 226 CID	2005	Naturally Aspirated; Rocky Mountain Edition; VIN K; Except for Bosch, Carter, and Delphi	USEP7207
3.7L V6 226 CID	2006	65th Anniversary Edition; VIN K; Except for Bosch, Carter, and Delphi	USEP7207
3.7L V6 226 CID	2007	Limited; Sport; Except for Bosch, Carter, and Delphi	USEP7207
PATRIOT 2WD (MEX)			
2.4L L4 2360cc 144 CID	2010-2013		USEP2518

Engine	Years	Application Description	USMW
JEEP (CONT.)			
WAGONEER			
2.5L L4 150 CID	1986	F; Limited; VIN H; Except for Bosch, Carter, and Delphi	USEP7001
2.5L L4 150 CID	1987	Base; Limited; VIN H; Except for Bosch, Carter, and Delphi	USEP7001
4.6L L6 4622cc 282 CID	1980	Sold in Mexico	USEP8004
WRANGLER			
2.4L L4 148 CID	2005-2006	SE; VIN 1; Except for Bosch, Carter, and Delphi	USEP7207
2.5L L4 150 CID	1987-1988	F; VIN H; 14.5 Gallon Fuel Tank; Except for Bosch, Carter, and Delphi	USEP7001
2.5L L4 150 CID	1987-1988	F; VIN H; 20 Gallon Fuel Tank; Except for Bosch, Carter, and Delphi	USEP7001
2.5L L4 150 CID	1989-1990	Base; VIN E; 20 Gallon Fuel Tank; Except for Bosch, Carter, and Delphi	USEP7001
2.5L L4 150 CID	1989-1990	F; VIN E; 14.5 Gallon Fuel Tank; Except for Bosch, Carter, and Delphi	USEP7001
2.5L L4 150 CID	1991-1994	VIN P; 20 Gallon Fuel Tank	USEP8335
2.5L L4 150 CID	1991	VIN P; 15 Gallon Fuel Tank	USEP8335
2.5L L4 150 CID	1992		USEP8335
2.5L L4 150 CID	1995	Rio Grande; VIN P; 15 Gallon Fuel Tank	USEP8335
2.5L L4 150 CID	1995	Rio Grande; VIN P; 20 Gallon Fuel Tank	USEP8335
2.5L L4 150 CID	1995	SE; VIN P; 15 Gallon Fuel Tank	USEP8335
2.5L L4 150 CID	1995	SE; VIN P; 20 Gallon Fuel Tank	USEP8335
2.5L L4 150 CID	1997-1998	SE; VIN P; 15 Gallon Fuel Tank	USEP7154
2.5L L4 150 CID	1997-1998	SE; VIN P; 19 Gallon Fuel Tank	USEP7154
2.5L L4 150 CID	1999-2002	SE; VIN P	USEP7154
2.5L L4 2466cc 150 CID	1997	Sold in Mexico	USEP7154
3.8L V6 3778cc 231 CID	2009	Rubicon, Sahara, Unlimited Rubicon, Unlimited Sahara, Unlimited X, X	USEP8450
4.0L L6 242 CID	1991-1995	VIN S; 15 Gallon Fuel Tank	USEP8335
4.0L L6 242 CID	1991-1995	VIN S; 20 Gallon Fuel Tank	USEP8335
4.0L L6 242 CID	1994-1995	SE; VIN S; 15 Gallon Fuel Tank	USEP8335
4.0L L6 242 CID	1994-1995	SE; VIN S; 20 Gallon Fuel Tank	USEP8335
4.0L L6 242 CID	1997-1999	Sport; VIN S; 19 Gallon Fuel Tank	USEP7154
4.0L L6 242 CID	1997-1999	Sport; VIN S15 Gallon Fuel Tank	USEP7154
4.0L L6 242 CID	1997	Sahara; VIN S; 15 Gallon Fuel Tank	USEP7154
4.0L L6 242 CID	1997	Sahara; VIN S; 19 Gallon Fuel Tank	USEP7154
4.0L L6 242 CID	2000-2001	Sport; VIN S	USEP7154
4.0L L6 242 CID	2002	Sport; Sahara;	USEP7154
4.0L L6 242 CID	2003-2004	Rubicon; Sahara; Sport; VIN S; X	USEP7154
4.0L L6 242 CID	2005-2006	Rubicon; Sport; Unlimited Rubicon; Unlimited; VIN S; X; Except for Bosch, Carter, and Delphi	USEP7207
4.0L L6 242 CID	2006	65th Anniversary Edition; SE; VIN S; Except for Bosch, Carter, and Delphi	USEP7207
4.0L L6 3958cc 242 CID	1998-2002	Sold in Mexico	USEP7154
WRANGLER UNLIMITED X 2WD (MEX)			
3.8L L6 3778cc	2010		USEP2518
WRANGLER UNLTD ALTIM. 4WD(MEX)			
3.6L L6 3604cc	2012		USEP2518
WRANGLER UNLTD MOUNT. 4WD(MEX)			
3.6L L6 3604cc	2012		USEP2518
WRANGLER X 4WD (MEX)			
3.8L L6 3778cc	2010		USEP2518
KIA			
AMANTI			
3.5L V6 3497cc 215 CID	2004-2006		USEP8335
3.8L V6 3778cc 231 CID	2007-2008		USEP8804
3.8L V6 3778cc 231 CID	2009	Base	USEP8804
BORREGO			
3.8L V6 3778cc 231 CID	2009	EX; LX; VIN 1	USEP8804
4.6L V8 4627cc 282 CID	2009	EX; LX; VIN 2	USEP8335
OPTIMA			
2.4L L4 2351cc	2001	VIN 6; From 06/01/01	USEP8229
2.4L L4 2351cc	2001	VIN 6; To 06/01/01	USEP8335

Engine	Years	Application Description	USMW
2.4L L4 2351cc	2002-2003		USEP8335
2.4L L4 2351cc	2004		USEP8229
2.4L L4 2351cc	2005-2006	EX; LX; VIN 6	USEP8229
2.4L L4 2359cc	2007-2008	EX; LX; VIN 3	USEP8804
2.4L L4 2359cc	2009	EX; LX; VIN 8	USEP8804
2.5L V6 2500cc	2001	From 06/01/01	USEP8229
2.5L V6 2500cc	2001	To 06/01/01	USEP8335
2.7L V6 2656cc	2002	VIN 8; From 08/13/02	USEP8229
2.7L V6 2656cc	2002	VIN 8; To 08/13/02	USEP8335
2.7L V6 2656cc	2003-2004	VIN 8	USEP8229
2.7L V6 2656cc	2005	EX; LX; VIN 8	USEP8229
2.7L V6 2656cc	2006-2009	EX; LX; VIN 4	USEP8804
2.7L V6 2656cc	2006	EX; LX; VIN 8	USEP8335
2.7L V6 2656cc	2009	SX; VIN 4	USEP8804
RIO			
1.6L L4 1599cc 98 CID	2007	SX	USEP8335
RIO5			
1.6L L4 1599cc 98 CID	2008	SX	USEP8335
RONDO			
2.4L L4 2359cc	2007	EX; LX; VIN 5	USEP8335
2.4L L4 2359cc	2008	EX; LX; EX Premium; VIN 5	USEP8335
2.4L L4 2359cc	2009	EX; VIN 8	USEP8335
2.7L V6 2656cc	2007-2009	EX; LX; VIN 6	USEP8804
SEPHIA			
1.6L L4 1597cc 97 CID	1995	GS; LS; RS; VIN 3	USEP8229
1.6L L4 1597cc 97 CID	1996-1997	LS; VIN 4, RS	USEP8229
1.6L L4 1597cc 97 CID	1996	GS; VIN 3	USEP8229
1.8L L4 1839cc	1996-1997	GS; LS; RS; VIN 5	USEP8229
SPECTRA			
2.0L L4 1975cc	2004	EX, LX	USEP8335
2.0L L4 1975cc	2005	EX, LX, SX	USEP8335
2.0L L4 1975cc	2006	EX, SX	USEP8335
2.0L L4 1975cc	2007	EX, LX, SX	USEP8804
2.0L L4 1975cc	2008-2009	LX; VIN 1, LX; VIN 2, SX	USEP8804
2.0L L4 1975cc	2008	SX; VIN 1, EX	USEP8804
2.0L L4 1975cc	2009	EX; VIN 1; from 2/4/2008	USEP8804
2.0L L4 1975cc	2009	EX; VIN 1; To 2/04/2008	USEP8335
2.0L L4 1975cc	2009	EX; VIN 2	USEP8335
2.0L L4 1975cc	2009	SX; VIN 1	USEP8804
SPECTRA5			
2.0L L4 1975cc	2005-2006		USEP8335
2.0L L4 1975cc	2007		USEP8804
2.0L L4 1975cc	2008-2009	SX; VIN 2	USEP8804
2.0L L4 1975cc	2008	SX; VIN 1; from 2/4/2008	USEP8804
2.0L L4 1975cc	2008	SX; VIN 1; To 2/04/2008	USEP8335
2.0L L4 1975cc	2009	SX; VIN 1	USEP8804
SPORTAGE			
2.0L L4 1975cc	2005-2008	LX	USEP8335
2.0L L4 1998cc 122 CID	1995-1996		USEP2068
2.0L L4 1998cc 122 CID	1997-1999		USEP8229
2.7L V6 2656cc	2005-2008	EX, LX	USEP8335
2.7L V6 2656cc	2009	EX; LX; VIN 3	USEP8335
LEXUS			
ES250			
2.5L V6 2508cc	1990-1991		USEP8023
ES300			
3.0L V6 2959cc	1992-1998		USEP8213
3.0L V6 2995cc	1994-2003		USEP8213
ES330			
3.3L V6 3300cc 202 CID	2004-2006		USEP8213
ES350			
3.5L V6 3456cc	2007-2009		USEP8213
GS300			
3.0L L6 2997cc	1993-1997		USEP8240
3.0L L6 2997cc	1998-2005		USEP8382
GS400			
4.0L V8 3969cc	1998-2000		USEP8382

**APPLICATIONS
KITS**

Engine	Years	Application Description	USMW
LEXUS (CONT.)			
GS430			
4.3L V8 4293cc	2001-2005		USEP8451
GX470			
4.7L V8 4663cc 285 CID	2003-2004		USEP8501
IS300			
3.0L L6 2997cc	2001		USEP8382
3.0L L6 2997cc	2002-2005	Base, Sportcross	USEP8382
LS400			
4.0L V8 3967cc	1990-1995		USEP8119
4.0L V8 3969cc	1996-2000		USEP8119
LS430			
4.3L V8 4293cc	2001-2005		USEP8451
LX450			
4.5L L6 4477cc	1996-1997		USEP8240
LX470			
4.7L V8 4663cc 285 CID	1998-2007		USEP8240
RX300			
3.0L V6 2995cc	1999-2003		USEP8404
RX330			
3.3L V6 3300cc 202 CID	2004-2006	Exc. Japan Built Vehicle	USEP8513
3.3L V6 3300cc 202 CID	2004-2006	Japan Built Vehicle	USEP8516
RX400H			
3.3L V6 3300cc 202 CID	2006-2007		USEP8404
SC300			
3.0L L6 2997cc	1992-2000		USEP8240
SC400			
4.0L V8 3967cc	1992-1995		USEP8240
4.0L V8 3969cc	1996-2000		USEP8240
SC430			
4.3L V8 4293cc	2002-2009		USEP8451
LINCOLN			
AVIATOR			
4.6L V8 4601cc 281 CID	2003	To 12/10/2002	USEP2068
CONTINENTAL			
2.4L L6 146 CID	1985	DIESEL; VIN L; External Pump	USEP2324
4.6L V8 4601cc 281 CID	1997		USEP2187
5.0L V8 302 CID	1980		USEP2182
5.0L V8 302 CID	1987		USEP2024
MARK VI			
5.0L V8 302 CID	1981-1983		USEP2182
MARK VII			
2.4L L6 146 CID	1985	DIESEL; VIN L; External Pump	USEP2324
5.0L V8 302 CID	1987	Base; VIN F	USEP2024
NAVIGATOR			
5.4L V8 5408cc 330 CID	1998	4WD, RWD	USEP2201
5.4L V8 5408cc 330 CID	1999	Base	USEP2158
5.4L V8 5408cc 330 CID	2000	4WD, RWD	USEP2254
TOWN CAR			
4.6L V8 4601cc 281 CID	1995-1996	Sold in Mexico, Cartier, Executive	USEP2378
4.6L V8 4601cc 281 CID	1995	Touring Edition, Touring Edition	USEP2378
4.6L V8 4601cc 281 CID	1996	Anniversary, Signature	USEP2378
4.6L V8 4601cc 281 CID	1997-1998	Cartier, Executive, Signature	USEP2374
4.6L V8 4601cc 281 CID	1997	Cartier, Executive, Signature, Touring Edition	USEP2374
4.6L V8 4601cc 281 CID	1999		USEP2374
4.6L V8 4601cc 281 CID	2000	Cartier, Executive, Signature, Standard	USEP2374
4.6L V8 4601cc 281 CID	2003	Cartier L, Executive Protection Series, Signature; Except for Bosch, Carter, and Delphi	USEP2337
4.6L V8 4601cc 281 CID	2004	Executive, Executive L, Signature, Ultimate, Ultimate L	USEP2157
5.0L V8 302 CID	1981-1984		USEP2182
5.0L V8 302 CID	1985		USEP2484
5.0L V8 302 CID	1986	External Pump	USEP2182
5.0L V8 302 CID	1987-1989	Base, Cartier, Signature; External Pump	USEP2182
5.0L V8 302 CID	1989	Signature SE; External Pump	USEP2182

Engine	Years	Application Description	USMW
5.0L V8 302 CID	1990	Cartier, Executive, Touring Edition; Campaign	USEP2044
MAZDA			
323			
1.6L L4 1597cc 97 CID	1986-1987		USEP8023
1.6L L4 1597cc 97 CID	1988	GT; DX	USEP8023
1.6L L4 1597cc 97 CID	1989	GTX; LX	USEP8023
1.6L L4 1597cc 97 CID	1990-1991	Base, SE	USEP8023
1.6L L4 1597cc 97 CID	1992-1993	Base, SE	USEP8229
1.6L L4 1597cc 97 CID	1994	Base	USEP8229
626			
2.0L L4 1991cc	1993	DX, LX	USEP8229
2.0L L4 1991cc	1994		USEP8229
2.0L L4 1991cc	1998-2002	LX	USEP2157
2.0L L4 1991cc	1998	DX	USEP2157
2.0L L4 1991cc	1999-2001		USEP2157
2.0L L4 1998cc 122 CID	1986-1987	GT; LX; Naturally Aspirated	USEP8023
2.2L L4 2184cc	1988-1990	DX; Naturally Aspirated	USEP8023
2.2L L4 2184cc	1988	Turbo 4WS; 2-Wheel Steering	USEP8023
2.2L L4 2184cc	1989	Turbo; Turbocharged	USEP8023
2.2L L4 2184cc	1990	GT; LX; Naturally Aspirated	USEP8023
2.2L L4 2184cc	1991	DX; GT; LX; Naturally Aspirated	USEP8023
2.2L L4 2184cc	1991	LE; Naturally Aspirated	USEP8023
2.2L L4 2184cc	1992	DX, LX	USEP8023
2.5L V6 2497cc 152 CID	1993	ES	USEP8229
2.5L V6 2497cc 152 CID	1994		USEP8229
2.5L V6 2497cc 152 CID	1998-2002	ES, LX	USEP2157
2.5L V6 2497cc 152 CID	1999-2001		USEP2157
929			
3.0L V6 2954cc 180 CID	1988-1989		USEP8023
3.0L V6 2954cc 180 CID	1990-1991	Base, S	USEP8023
3.0L V6 2954cc 180 CID	1992-1995		USEP8229
B2000			
2.0L L4 1970cc 120 CID	1979-1982	In-Line	USEP2019
2.0L L4 1970cc 120 CID	1981-1984	In-Line	USEP8016SP
B2200			
2.2L L4 2184cc	1987-1990	Extended Cab Pickup; Standard Cab Pickup; w/ Automatic Trans.	USEP8237
2.2L L4 2184cc	1990	Extended Cab Pickup; FI, Standard Cab Pickup	USEP8023
2.2L L4 2184cc	1991-1993	Extended Cab Pickup; FI, Standard Cab Pickup,	USEP8237
B2300			
2.3L L4 2295cc	1994	Standard Cab Pickup, Base; SE;	USEP2078
2.3L L4 2295cc	1994		USEP2002
2.3L L4 2295cc	1995-1997	Extended Cab Pickup, Standard Cab Pickup, Base; SE	USEP2106
B2500			
2.5L L4 2492cc	2001	Except for Bosch, Carter, and Delphi	USEP2226
B2600			
2.6L L4 2555cc 156 CID	1987-1988	Extended Cab Pickup, Standard Cab Pickup	USEP8237
2.6L L4 2606cc	1989-1993	Extended Cab Pickup, Standard Cab Pickup	USEP8023
B3000			
3.0L V6 2986cc 182 CID	1994	w/ 114.0 In. Wheelbase; (17 Gallon Fuel Tank)	USEP2002
3.0L V6 2986cc 182 CID	1994	w/ 114.0 In., 125.0 In., 108.0 In. Wheelbase	USEP2002
3.0L V6 2986cc 182 CID	1995-1996	Extended Cab Pickup	USEP2106
3.0L V6 2986cc 182 CID	1995	Standard Cab Pickup	USEP2002
3.0L V6 2986cc 182 CID	1998	Extended Cab Pickup, Standard Cab Pickup	USEP2068
3.0L V6 2986cc 182 CID	1999	Extended Cab Pickup; VIN V, FLEX; Standard Cab Pickup	USEP2068
3.0L V6 2986cc 182 CID	1999	FLEX; Sold in Canada, FLEX; Sold in United States	USEP2258
3.0L V6 2986cc 182 CID	2000	Extended Cab Pickup, Standard Cab Pickup, FLEX	USEP2258

Engine	Years	Application Description	USMW
MAZDA (CONT.)			
B3000 (CONT.)			
3.0L V6 2986cc 182 CID	2004	Extended Cab Pickup, Standard Cab Pickup	USEP2293
B4000			
4.0L V6 4016cc	1994	SE; Standard Cab Pickup,	USEP2078
4.0L V6 4016cc	1994	w/ 114.0 In. Wheelbase; (17 Gallon Fuel Tank)	USEP2002
4.0L V6 4016cc	1994	w/ 114.0 In., 125.0 In., 108.0 In. Wheelbase	USEP2002
4.0L V6 4016cc	1995-1996	Extended Cab Pickup, Standard Cab Pickup, SE	USEP2106
4.0L V6 4016cc	1997	Base; Standard Cab Pickup	USEP2078
4.0L V6 4016cc	1997	Extended Cab Pickup, Standard Cab Pickup	USEP2106
4.0L V6 4016cc	1998		USEP2068
4.0L V6 4016cc	1999	Extended Cab Pickup, Standard Cab Pickup	USEP2068
FAMILIA (MEX)			
1.5L L4 1490cc	1986		USEP8016SP
1.6L L4 1597cc 97 CID	1986		USEP8023
MAZDA6 I GRAND TOURING (MEX)			
2.5L L4 2488cc 152 CID	2014-2016		USEP2518
MAZDA6 I SPORT (MEX)			
2.5L L4 2488cc 152 CID	2014-2016		USEP2518
MIATA			
1.6L L4 1597cc 97 CID	1990-1993		USEP8229
1.8L L4 1839cc	1994-1997		USEP8229
1.8L L4 1839cc	1999-2001		USEP2111
1.8L L4 1839cc	2002-2003	LS	USEP2111
1.8L L4 1839cc	2002	SE	USEP2111
1.8L L4 1839cc	2003	Shinsen	USEP2111
1.8L L4 1839cc	2004-2005	LS; Naturally Aspirated	USEP2111
MILLENNIA			
2.3L V6 2254cc	1995-2002	S; Supercharged	USEP3285
2.3L V6 2254cc	1999-2001	Supercharged	USEP3285
2.5L V6 2497cc 152 CID	1995-1998	L; Naturally Aspirated	USEP8229
2.5L V6 2497cc 152 CID	1996-1997	Base; L	USEP8229
2.5L V6 2497cc 152 CID	1999-2001	Naturally Aspirated	USEP8229
2.5L V6 2497cc 152 CID	2002	Base; Naturally Aspirated	USEP8229
MPV			
2.5L V6 2497cc 152 CID	2000-2001		USEP8449
2.6L L4 2606cc	1989-1994		USEP8023
3.0L V6 2954cc 180 CID	1994	Passenger	USEP8023
3.0L V6 2954cc 180 CID	1995	L, LX, LXE,	USEP8023
3.0L V6 2954cc 180 CID	1996-1998	ES, LX,	USEP8229
3.0L V6 2954cc 180 CID	1996	DX	USEP8229
MX-3			
1.6L L4 1597cc 97 CID	1992-1995	Base	USEP8229
1.8L V6 1845cc	1992-1994	GS	USEP8229
1.8L V6 1845cc	1993	SE	USEP8229
MX-6			
2.0L L4 1991cc	1993	Base	USEP8229
2.0L L4 1991cc	1994		USEP8229
2.2L L4 2184cc	1988-1992	GT; 2-Wheel Steering	USEP8023
2.2L L4 2184cc	1988-1992	LX; Naturally Aspirated	USEP8023
2.2L L4 2184cc	1989	GT 4WS; 2-Wheel Steering	USEP8023
2.2L L4 2184cc	1991-1992	DX; Naturally Aspirated	USEP8023
2.2L L4 2184cc	1991	LE; Naturally Aspirated	USEP8023
2.5L V6 2497cc 152 CID	1993	LS	USEP8229
2.5L V6 2497cc 152 CID	1994		USEP8229
NAVAJO			
4.0L V6 4016cc	1991		USEP2002
4.0L V6 4016cc	1992-1994	DX, LX	USEP2002
PROTEGE			
1.5L L4 1489cc	1995	LX	USEP8229
1.5L L4 1489cc	1996-1998	DX, LX	USEP8229
1.6L L4 1589cc	1999-2001	LX	USEP8229

Engine	Years	Application Description	USMW
1.8L L4 1839cc	1990-1991	4WD	USEP8023
1.8L L4 1839cc	1990-1991	LX; with denso pump	USEP8023
1.8L L4 1839cc	1990-1991	LX; with mitsubishi pump	USEP8217
1.8L L4 1839cc	1990	SE; with denso pump	USEP8023
1.8L L4 1839cc	1990	SE; with mitsubishi pump	USEP8217
1.8L L4 1839cc	1991	DX; with denso pump	USEP8023
1.8L L4 1839cc	1991	DX; with mitsubishi pump	USEP8217
1.8L L4 1839cc	1991		USEP8023
1.8L L4 1839cc	1992-1994	DX, LX	USEP8229
1.8L L4 1839cc	1994	Base	USEP8229
1.8L L4 1839cc	1995-2000	ES	USEP8229
2.0L L4 2000cc 122 CID	2001-2002	LX	USEP8229
2.0L L4 2000cc 122 CID	2001	MP3	USEP8229
2.0L L4 2000cc 122 CID	2002	DX, ES	USEP8229
2.0L L4 2000cc 122 CID	2003	DX; ES; LX; Mazdaspeed; Turbocharged	USEP8229
PROTEGE5			
2.0L L4 2000cc 122 CID	2002-2003		USEP8229
RX-7			
1.1L R2 1146cc	1985	CARB; S; External Pump	USEP8124
1.3L R2 1308cc	1985	FI; GSL-SE; External Pump	USEP8000
1.3L R2 1308cc	1986	GXL;	USEP8023
1.3L R2 1308cc	1987-1988	Turbo; Turbocharged	USEP8023
1.3L R2 1308cc	1987	Naturally Aspirated; Sport	USEP8023
1.3L R2 1308cc	1988	Naturally Aspirated; SE 2+2	USEP8023
1.3L R2 1308cc	1989-1990	GXL 2+2; Turbo; Turbocharged	USEP8119
1.3L R2 1308cc	1990	GTUs; GXL; Naturally Aspirated	USEP8119
1.3L R2 1308cc	1991	Convertible; Naturally Aspirated	USEP8119
1.3L R2 1308cc	1991	Turbo; Turbocharged	USEP8119
1.3L R2 1308cc	1993-1995		USEP8119
TRIBUTE			
3.0L V6 2968cc 181 CID	2004	LX; VIN 1, LX; Sold in United States; Sold in Canada	USEP2291
MERCEDES-BENZ			
220E (MEX)			
2.2L L4 2199cc	1994		USEP8177
230E (MEX)			
2.3L L4 2300cc	1986-1991		USEP8289
260SE (MEX)			
2.6L V6 2599cc	1987-1989		USEP8177
280E (MEX)			
2.8L V6 2799cc	1993		USEP8177
400E (MEX)			
4.2L V8 4196cc	1994		USEP8177
400SE (MEX)			
4.2L V8 4196cc	1996		USEP8289
400SEL (MEX)			
4.2L V8 4196cc	1995		USEP8177
420SE (MEX)			
4.2L V8 4196cc	1986		USEP8177
420SL (MEX)			
4.2L V8 4196cc	1986		USEP8177
4.2L V8 4196cc	1996		USEP8289
500CL (MEX)			
5.0L V8 4973cc	1996-1997		USEP8289
500E (MEX)			
5.0L V8 4973cc	1991		USEP8177
500SE (MEX)			
5.0L V8 4973cc	1986		USEP8314
500SEC (MEX)			
5.0L V8 4973cc	1987		USEP8314
5.0L V8 4973cc	1996-1997		USEP8289
500SEL (MEX)			
5.0L V8 4973cc	1991-1995		USEP8177
5.0L V8 4973cc	1996-1997		USEP8289
500SL (MEX)			
5.0L V8 4973cc	1986-1989		USEP8177

**APPLICATIONS
KITS**

Engine	Years	Application Description	USMW
MERCEDES-BENZ (CONT.)			
560SE (MEX)			
5.6L V8 5547cc 338 CID	1986		USEP8177
560SEL (MEX)			
5.6L V8 5547cc 338 CID	1994		USEP8177
600CL (MEX)			
6.0L V12 5987cc 365 CID	1996-1997		USEP8289
600SEC (MEX)			
6.0L V12 5987cc 365 CID	1994-1995		USEP8177
6.0L V12 5987cc 365 CID	1996-1997		USEP8289
600SEL (MEX)			
6.0L V12 5987cc 365 CID	1991-1995		USEP8177
6.0L V12 5987cc 365 CID	1996-1997		USEP8289
A160 (MEX)			
1.6L L4 1587cc 97 CID	2000-2001		USEP12223
1.6L L4 1598cc 98 CID	2003		USEP12223
C230K (MEX)			
2.3L L4 2295cc	1996		USEP8289
CL600 (MEX)			
5.8L V12 5786cc 353 CID	2002		USEP8480
S430 (MEX)			
4.3L V8 4266cc	1998-1999		USEP8289
190E			
2.3L L4 2299cc	1985	Early; External Pump	USEP8177
2.3L L4 2299cc	1985	External Pump; Late	USEP8314
2.3L L4 2299cc	1986-1987	2.3-16; Early; External Pump	USEP8177
2.3L L4 2299cc	1986-1987	2.3-16; External Pump; Late	USEP8314
2.3L L4 2299cc	1988	2.3; Early; External Pump	USEP8177
2.3L L4 2299cc	1988	2.3; External Pump; Late	USEP8314
2.3L L4 2299cc	1991-1993	2.3; Early; External Pump	USEP8314
2.3L L4 2299cc	1991-1993	2.3; External Pump; Late	USEP8177
2.6L L6 2599cc	1987-1993	2.6; External Pump	USEP8177
2.6L L6 2599cc	1989-1990	External Pump	USEP8177
260E			
2.6L L6 2599cc	1987-1989	Early; External Pump	USEP8314
2.6L L6 2599cc	1987-1989	External Pump; Late	USEP8177
300CE			
3.0L L6 2962cc	1988-1992	External Pump	USEP8177
3.2L L6 3199cc	1993	External Pump	USEP8177
300E			
2.6L L6 2599cc	1990-1992	2.6; External Pump	USEP8177
2.8L L6 2799cc	1993	2.8; External Pump	USEP8177
3.0L L6 2962cc	1986-1989	Early; External Pump	USEP8314
3.0L L6 2962cc	1986-1989	External Pump; Late	USEP8177
3.0L L6 2962cc	1990-1992	4Matic; Base; External Pump	USEP8177
3.0L L6 2962cc	1993	4Matic; External Pump	USEP8177
3.2L L6 3199cc	1993	Base; External Pump	USEP8177
300SE			
3.0L L6 2962cc	1988-1991	External Pump	USEP8314
3.2L L6 3199cc	1992-1993	External Pump	USEP8177
300SEL			
3.0L L6 2962cc	1988-1991	External Pump	USEP8314
300SL			
3.0L L6 2962cc	1990-1993	External Pump	USEP8177
300TE			
3.0L L6 2962cc	1988-1989	External Pump	USEP8177
3.0L L6 2962cc	1990-1992	4Matic; Base; External Pump	USEP8177
3.0L L6 2962cc	1993	4Matic; External Pump	USEP8177
3.2L L6 3199cc	1993	Base; External Pump	USEP8177
380SE			
3.8L V8 3839cc	1985	External Pump	USEP8314
380SL			
3.8L V8 3839cc	1985	External Pump	USEP8314
400E			
4.2L V8 4196cc	1992-1993	External Pump	USEP8177

Engine	Years	Application Description	USMW
400SE			
4.2L V8 4196cc	1992	External Pump	USEP8177
400SEL			
4.2L V8 4196cc	1993	External Pump	USEP8177
420SEL			
4.2L V8 4196cc	1986-1991	External Pump	USEP8177
500E			
5.0L V8 4973cc	1992-1993	External Pump	USEP8177
500SEC			
5.0L V8 4973cc	1985	External Pump	USEP8314
5.0L V8 4973cc	1993	External Pump	USEP8177
500SEL			
5.0L V8 4973cc	1985	External Pump	USEP8314
5.0L V8 4973cc	1992-1993	External Pump	USEP8177
500SL			
5.0L V8 4973cc	1990-1993	External Pump	USEP8177
560SEC			
5.6L V8 5547cc 338 CID	1986-1991	External Pump	USEP8177
560SEL			
5.6L V8 5547cc 338 CID	1986-1991	External Pump	USEP8177
560SL			
5.6L V8 5547cc 338 CID	1986-1989	External Pump	USEP8177
600SEC			
6.0L V12 5987cc 365 CID	1993	External Pump	USEP8177
600SEL			
6.0L V12 5987cc 365 CID	1992-1993	External Pump	USEP8177
600SL			
6.0L V12 5987cc 365 CID	1993	External Pump	USEP8177
A160			
1.6L L4 1598cc 98 CID	2000-2001	Sold in Mexico	USEP12223
C220			
2.2L L4 2199cc	1994-1996	External Pump	USEP8177
C230			
2.3L L4 2295cc	1997-2000	External Pump	USEP8286
C280			
2.8L L6 2799cc	1994	External Pump	USEP8177
2.8L L6 2799cc	1995-1997	External Pump	USEP8286
2.8L V6 2799cc	1998-2000	External Pump	USEP8286
C36 AMG			
3.6L L6 3606cc	1995	External Pump	USEP8286
3.6L L6 3606cc	1996-1997	External Pump	USEP8289
C43 AMG			
4.3L V8 4266cc	1998-2000	External Pump	USEP8286
CL500			
5.0L V8 4966cc	2006	External Pump	USEP8480
5.0L V8 4973cc	1998-1999	External Pump	USEP8289
5.0L V8 4973cc	2000-2002	External Pump; From Chassis/VIN A016837	USEP8480
5.0L V8 4973cc	2000-2002	External Pump; To Chassis/VIN A016836	USEP8286
5.0L V8 4973cc	2003-2005	External Pump	USEP8480
CL55 AMG			
5.5L V8 5439cc 335 CID	2001-2002	External Pump; From Chassis/VIN A016837	USEP8480
5.5L V8 5439cc 335 CID	2001-2002	External Pump; To Chassis/VIN A016836	USEP8286
CL600			
5.8L V12 5786cc 353 CID	2001	External Pump; From 06/30/01	USEP8480
5.8L V12 5786cc 353 CID	2001	External Pump; To 06/30/01	USEP8286
5.8L V12 5786cc 353 CID	2002	External Pump	USEP8480
5.8L V12 5786cc 353 CID	2002	Sold in Mexico	USEP8480
6.0L V12 5987cc 365 CID	1998-1999	External Pump	USEP8289
CLK320			
3.2L V6 3199cc	1998-2000	Convertible, Coupe; External Pump	USEP8286
3.2L V6 3199cc	2001-2002	External Pump	USEP8286
3.2L V6 3199cc	2003	112.940 Desig.; External Pump	USEP8286
CLK430			
4.3L V8 4266cc	1999-2003	External Pump	USEP8286
CLK55 AMG			
5.5L V8 5439cc 335 CID	2001	External Pump; To Chassis/VIN A 018859	USEP8286

Engine	Years	Application Description	USMW
MERCEDES-BENZ (CONT.)			
E320			
3.2L L6 3199cc	1994-1995	External Pump	USEP8177
3.2L L6 3199cc	1996-1997	External Pump	USEP8289
3.2L V6 3199cc	1998-1999	4Matic, Base; External Pump	USEP8289
3.2L V6 3199cc	2001-2002	4Matic, Base; External Pump	USEP8286
3.2L V6 3199cc	2003	112.941 Desig.; 4Matic, Base; External Pump	USEP8286
E420			
4.2L V8 4196cc	1995-1997	External Pump	USEP8289
E430			
4.3L V8 4266cc	1998-1999	External Pump	USEP8289
4.3L V8 4266cc	2000	4Matic; External Pump	USEP8286
4.3L V8 4266cc	2000	Base; External Pump	USEP8289
4.3L V8 4266cc	2001-2002	4Matic, Base; External Pump	USEP8286
E500			
5.0L V8 4973cc	1994	External Pump	USEP8177
E55 AMG			
5.5L V8 5439cc 335 CID	1999	External Pump	USEP8289
5.5L V8 5439cc 335 CID	2000-2002	External Pump	USEP8286
G500			
5.0L V8 4966cc	2002-2008	External Pump	USEP8286
5.0L V8 4973cc	2005	External Pump	USEP8286
G55 AMG			
5.5L V8 5439cc 335 CID	2003-2004	External Pump	USEP8286
G550			
5.5L V8 5461cc 333 CID	2009	External Pump	USEP8286
S320			
3.2L L6 3199cc	1994-1996	External Pump; From Chassis/VIN A220245	USEP8289
3.2L L6 3199cc	1994-1996	External Pump; To Chassis/VIN A220244	USEP8177
3.2L L6 3199cc	1997-1999	External Pump	USEP8289
S350			
3.7L V6 3724cc	2006	External Pump	USEP8480
S420			
4.2L V8 4196cc	1994-1995	External Pump; From Chassis/VIN A220245	USEP8289
4.2L V8 4196cc	1994-1995	External Pump; To Chassis/VIN A220244	USEP8177
4.2L V8 4196cc	1996-1999	External Pump	USEP8289
S430			
4.3L V8 4266cc	2000	External Pump	USEP8289
4.3L V8 4266cc	2001-2002	External Pump; From Chassis/VIN A272608	USEP8480
4.3L V8 4266cc	2001-2002	External Pump; To Chassis/VIN A272607	USEP8286
4.3L V8 4266cc	2003	113.941 Desig.; Base; External Pump	USEP8480
4.3L V8 4266cc	2003	113.948 Desig.; 4Matic; External Pump	USEP8480
4.3L V8 4266cc	2004-2006	113.948 Desig.; 4Matic, Base; External Pump	USEP8480
S500			
5.0L V8 4966cc	2000	External Pump	USEP8286
5.0L V8 4966cc	2001	External Pump; From 06/30/2001	USEP8480
5.0L V8 4966cc	2001	External Pump; To 06/30/2001	USEP8286
5.0L V8 4966cc	2002	External Pump	USEP8480
5.0L V8 4966cc	2003-2006	113.960 Desig.; Base, 113.966 Desig.; 4Matic; External Pump	USEP8480
5.0L V8 4973cc	1994-1995	Coupe, Sedan; (From Chassis/VIN A22579); External Pump	USEP8289
5.0L V8 4973cc	1994-1995	Coupe; (To Chassis/VIN A22579); External Pump	USEP8177
5.0L V8 4973cc	1994-1995	Sedan; (To Chassis/VIN A22578); External Pump	USEP8177
5.0L V8 4973cc	1996-1997	Coupe, Sedan; External Pump	USEP8289
5.0L V8 4973cc	1998-1999	External Pump	USEP8289
S55 AMG			
5.5L V8 5439cc 335 CID	2001-2002	External Pump; From Chassis/VIN A272608	USEP8480
5.5L V8 5439cc 335 CID	2001-2002	External Pump; To Chassis/VIN A272607	USEP8286
S600			
5.8L V12 5786cc 353 CID	2001-2002	External Pump; From Chassis/VIN A272608	USEP8480
5.8L V12 5786cc 353 CID	2001-2002	External Pump; To Chassis/VIN A272607	USEP8286
6.0L V12 5987cc 365 CID	1994-1995	Coupe, Sedan; (From Chassis/VIN A22579); External Pump	USEP8289

Engine	Years	Application Description	USMW
6.0L V12 5987cc 365 CID	1994-1995	Coupe; (To Chassis/VIN A22579); External Pump	USEP8177
6.0L V12 5987cc 365 CID	1994-1995	Sedan; (To Chassis/VIN A22578); External Pump	USEP8177
6.0L V12 5987cc 365 CID	1996-1997	Coupe, Sedan; External Pump	USEP8289
6.0L V12 5987cc 365 CID	1998-1999	External Pump	USEP8289
SL320			
3.2L L6 3199cc	1994	External Pump	USEP8177
3.2L L6 3199cc	1995	External Pump; From Chassis/VIN F110985	USEP8289
3.2L L6 3199cc	1995	External Pump; To Chassis/VIN F110984	USEP8177
3.2L L6 3199cc	1996-1997	External Pump	USEP8289
SL500			
5.0L V8 4966cc	2006	External Pump	USEP8480
5.0L V8 4973cc	1994-1995	External Pump; From Chassis/VIN F110985	USEP8289
5.0L V8 4973cc	1994-1995	External Pump; To Chassis/VIN F110984	USEP8177
5.0L V8 4973cc	1996-1998	External Pump	USEP8289
5.0L V8 4973cc	1999-2002	External Pump	USEP8286
5.0L V8 4973cc	2003-2005	External Pump	USEP8480
SL550			
5.5L V8 5461cc 333 CID	2007-2009	External Pump	USEP8480
SL600			
6.0L V12 5987cc 365 CID	1995-1998	External Pump	USEP8289
6.0L V12 5987cc 365 CID	1999-2002	External Pump	USEP8286
SLK230			
2.3L L4 2295cc	1998-2004	External Pump	USEP8286
SLK32 AMG			
3.2L V6 3199cc	2002-2004	External Pump	USEP8286
SLK320			
3.2L V6 3199cc	2001-2004	External Pump	USEP8286
MERCURY			
CAPRI			
1.6L L4 1598cc 98 CID	1991-1994	Base; VIN 6; XR2	USEP8023
3.8L V6 232 CID	1985	FI; GS; VIN 3; From 11/84	USEP2061
3.8L V6 232 CID	1985		USEP2073
3.8L V6 232 CID	1986	FI; GS; VIN 3	USEP2073
5.0L V8 302 CID	1985	FI; RS; VIN F; From 11/84	USEP2061
COLONY PARK			
5.0L V8 302 CID	1987-1991		USEP2182
COUGAR			
2.0L L4 1989cc 121 CID	1999-2002	In-Tank; From 05/03/99	USEP2390
2.0L L4 1989cc 121 CID	1999	Base; VIN 3	USEP2372
2.3L L4 140 CID	1984	1.45 inch pump diameter	USEP2000A
2.3L L4 140 CID	1984	2 inch pump diameter	USEP2000
2.5L V6 2450cc 155 CID	1999-2002	In-Tank; From 05/03/99	USEP2390
2.5L V6 2450cc 155 CID	1999	V6; VIN L	USEP2372
3.8L V6 232 CID	1987-1988	LS; VIN 4	USEP2024
3.8L V6 232 CID	1987	LS; VIN 3	USEP2024
5.0L V8 302 CID	1983	1.45 inch pump diameter	USEP2000A
5.0L V8 302 CID	1983	2 inch pump diameter	USEP2000
5.0L V8 302 CID	1987-1988	LS; WT; VIN V; w/ 119.0 In. Wheelbase; w/ 133.0 In. Wheelbase; w/ 143.5 In. Wheelbase; w/ 157.5 In. Wheelbase	USEP2024
GRAND MARQUIS			
4.6L V8 4601cc 281 CID	1995		USEP2378
4.6L V8 4601cc 281 CID	1996	VIN 6, VIN W	USEP2378
4.6L V8 4601cc 281 CID	1997		USEP2375
4.6L V8 4601cc 281 CID	1998-2000		USEP2374
4.6L V8 4601cc 281 CID	2003-2004	Except for Bosch, Carter, and Delphi	USEP2337
5.0L V8 302 CID	1985-1986	Colony Park; FI; VIN F; External Pump	USEP2182
5.0L V8 302 CID	1985-1989	FI; LS; Sedan; VIN F; External Pump	USEP2182
5.0L V8 302 CID	1986	FI; Sedan; VIN F; (From 05/86); External Pump	USEP2182
5.0L V8 302 CID	1986	FI; Sedan; VIN F; (To 05/86)	USEP2484
5.0L V8 302 CID	1986	FI; VIN F; Wagon; External Pump	USEP2182
LYNX			
1.9L L4 116 CID	1986	FI; VIN J; XR3; External Pump	USEP2315

**APPLICATIONS
KITS**

Engine	Years	Application Description	USMW
MERCURY (CONT.)			
MARAUDER			
4.6L V8 4601cc 281 CID	2003-2004	Except for Bosch, Carter, and Delphi	USEP2337
MARINER			
2.3L L4 140 CID	2005	Base; Exc.Onboard Refuel Vapor Recovery (From 02/28/05)	USEP2314
2.3L L4 140 CID	2006-2008	Hybrid	USEP2314
2.3L L4 140 CID	2007	Convenience; Exc.Onboard Refuel Vapor Recovery (To 01/02/07)	USEP2314
2.3L L4 140 CID	2008	Base	USEP2314
3.0L V6 183 CID	2008	Premier	USEP2314
MARQUIS			
3.8L V6 232 CID	1985-1986	Brougham; FI; VIN 3; 1.45 inch pump diameter; External Pump	USEP2000A
3.8L V6 232 CID	1985-1986	Brougham; FI; VIN 3; 2 inch pump diameter; External Pump	USEP2000
3.8L V6 232 CID	1985	Base; VIN 3; 1.45 inch pump diameter; External Pump	USEP2000A
3.8L V6 232 CID	1985	Base; VIN 3; 2 inch pump diameter; External Pump	USEP2000
3.8L V6 232 CID	1985	Base; Wagon; (Exc.Electronic Instrument Cluster)	USEP2003
3.8L V6 232 CID	1986	Sedan; VIN 3; (Extended Range Fuel Tank)	USEP2035
MONTEGO			
3.0L V6 2968cc 181 CID	2005		USEP2522
3.0L V6 2968cc 181 CID	2006-2007	Luxury, Premier, Luxury, Premier	USEP2522
MONTEREY			
4.2L V6 256 CID	2004	Base, Premier, Base, Premier; (Incl.Tank Seal)	USEP2386
4.2L V6 256 CID	2005	(Incl.Tank Seal)	USEP2386
MOUNTAINEER			
4.0L V6 245 CID	1998-2000	VIN E; Except for Bosch, Carter, and Delphi	USEP2377
4.0L V6 245 CID	2001	VIN E; (1 Port); Except for Bosch, Carter, and Delphi	USEP2377
4.6L V8 4601cc 281 CID	2002	VIN W	USEP2339
5.0L V8 302 CID	1997	From 07/29/96	USEP2059
5.0L V8 302 CID	1997	To 07/29/96	USEP2059
5.0L V8 302 CID	1998-2000	VIN P; Except for Bosch, Carter, and Delphi	USEP2377
5.0L V8 302 CID	2001	VIN P; (1 Port); Except for Bosch, Carter, and Delphi	USEP2377
MYSTIQUE			
2.0L L4 1989cc 121 CID	1997-1998	GS; VIN 3; Fuel Tank Concern	USEP2373
2.0L L4 1989cc 121 CID	1997	GS; LS; VIN 3; Exc.Fuel Tank Concern	USEP2373
2.0L L4 1989cc 121 CID	1997	LS; VIN 3; Fuel Tank Concern	USEP2373
2.0L L4 1989cc 121 CID	1998	GS; Exc.Fuel Tank Concern (From 02/09/98)	USEP2372
2.0L L4 1989cc 121 CID	1998	GS; VIN 3; Exc.Fuel Tank Concern (To 02/09/98)	USEP2373
2.0L L4 1989cc 121 CID	1999-2000	In-Tank; From 05/03/99	USEP2390
2.0L L4 1989cc 121 CID	1999		USEP2372
2.5L V6 2450cc 155 CID	1997-1998	LS; VIN L; Fuel Tank Concern	USEP2373
2.5L V6 2450cc 155 CID	1997	GS; VIN L; Fuel Tank Concern	USEP2373
2.5L V6 2450cc 155 CID	1997	LS; GS; VIN L; Exc.Fuel Tank Concern	USEP2373
2.5L V6 2450cc 155 CID	1997	LS; VIN L; Exc.Fuel Tank Concern	USEP2373
2.5L V6 2450cc 155 CID	1999-2000	In-Tank; From 05/03/99	USEP2390
2.5L V6 2450cc 155 CID	1999		USEP2372
SABLE			
2.5L L4 153 CID	1986	VIN D; 16 Gallon Fuel Tank	USEP2001
2.5L L4 153 CID	1986	VIN D; 18.6 Gallon Fuel Tank (Digital Instrument Cluster)	USEP2042
2.5L L4 153 CID	1986	VIN D; 18.6 Gallon Fuel Tank (Exc.Digital Instrument Cluster)	USEP2001
3.0L V6 2968cc 181 CID	1996		USEP2303
3.0L V6 2968cc 181 CID	1997	VIN S; 16 Gallon Fuel Tank	USEP2284
3.0L V6 2968cc 181 CID	1997	VIN S; 18 Gallon Fuel Tank	USEP2284
3.0L V6 2968cc 181 CID	1998		USEP2305
3.0L V6 2968cc 181 CID	1999-2000		USEP2284
3.0L V6 2968cc 181 CID	2002		USEP2314
3.0L V6 2968cc 181 CID	2003	VIN S	USEP2314
3.0L V6 2968cc 182 CID	1987	16 Gallon Fuel Tank	USEP2001

Engine	Years	Application Description	USMW
3.0L V6 2986cc 182 CID	1987	18.6 Gallon Fuel Tank	USEP2042
3.0L V6 2986cc 182 CID	1997	VIN U; Extended Range Fuel Tank	USEP2303
3.0L V6 2986cc 182 CID	1997	VIN U; Standard Range Fuel Tank	USEP2303
3.0L V6 2986cc 182 CID	1998-2000		USEP2284
3.0L V6 2986cc 182 CID	2001	FLEX; LS; VIN 2	USEP2497
3.0L V6 2986cc 182 CID	2002		USEP2314
3.0L V6 2986cc 182 CID	2003	FLEX; GS; VIN 2	USEP2497
3.0L V6 2986cc 182 CID	2004-2005	GS; FLEX; GS; VIN 2, FLEX	USEP2497
3.8L V6 232 CID	1988-1989	VIN 4; 16 Gallon Fuel Tank	USEP2001
3.8L V6 232 CID	1988-1995	VIN 4; 18.6 Gallon Fuel Tank	USEP2042
3.8L V6 232 CID	1990-1995	VIN 4; 18.6 Gallon Fuel Tank (Digital Instrument Cluster)	USEP2108
3.8L V6 232 CID	1994	VIN 4; 18.6 Gallon Fuel Tank (Digital Instrument Cluster)	USEP2042
TOPAZ			
2.3L L4 140 CID	1988	VIN X; XR5	USEP2065
TRACER			
1.6L L4 1598cc 98 CID	1988-1989		USEP8023
2.0L L4 1989cc 121 CID	1999		USEP2246
VILLAGER			
3.3L V6 3275cc	1999-2002		USEP2319
MERKUR			
XR4TI			
2.3L L4 140 CID	1985-1989	1.45 inch pump diameter; External Pump	USEP2000A
2.3L L4 140 CID	1985-1989	2 inch pump diameter; External Pump	USEP2000
2.3L L4 140 CID	1985-1989		USEP2484
MG			
MIDGET			
1.1L L4 1098cc 67 CID	1964-1966	In-Line	USEP8016SP
1.3L L4 1275cc 78 CID	1967-1974	In-Line	USEP8016SP
MITSUBISHI			
3000GT			
3.0L V6 2972cc 181 CID	1991-1998	VR-4, SL; VIN K; VIN J	USEP8229
3.0L V6 2972cc 181 CID	1999	VR-4, SL; VIN K; VIN J	USEP8119
DIAMANTE			
3.0L V6 2972cc 181 CID	1992-1995	ES, LS	USEP8229
3.0L V6 2972cc 181 CID	1996	ES	USEP8229
3.5L V6 3497cc 215 CID	1997-2001	ES, LS	USEP8229
3.5L V6 3497cc 215 CID	1999	Base	USEP8229
3.5L V6 3497cc 215 CID	2002-2004	ES, LS, VR-X	USEP8229
ECLIPSE			
1.8L L4 1755cc 107 CID	1990	Base; GS; VIN T	USEP8023
1.8L L4 1755cc 107 CID	1991	Base; GS; VIN T; From 02/91	USEP8229
1.8L L4 1755cc 107 CID	1991	Base; GS; VIN T; To 01/91	USEP8023
1.8L L4 1755cc 107 CID	1992	Base; GS; VIN T	USEP8229
1.8L L4 1755cc 107 CID	1993-1994	Base; GS; VIN B	USEP8229
2.0L L4 1997cc 122 CID	1990-1992	GSX; VIN U	USEP8023
2.0L L4 1997cc 122 CID	1990	GS; VIN R, GST; VIN U	USEP8023
2.0L L4 1997cc 122 CID	1991-1994	GSX; Turbocharged	USEP8023
2.0L L4 1997cc 122 CID	1991	GS; VIN R; From 02/91	USEP8229
2.0L L4 1997cc 122 CID	1991	GS; VIN R; To 01/91	USEP8023
2.0L L4 1997cc 122 CID	1992	GS; VIN R	USEP8229
2.0L L4 1997cc 122 CID	1993	GS; VIN E; Exc.Calif	USEP8229
2.0L L4 1997cc 122 CID	1994	GS; VIN E	USEP8229
2.0L L4 1997cc 122 CID	1995	4G63 Desig.	USEP8271
2.0L L4 1997cc 122 CID	1995	RS; GS	USEP8229
2.0L L4 1997cc 122 CID	1996	4G63 Desig.420A Desig	USEP8271
2.0L L4 1997cc 122 CID	1997-1998	420A Desig.; 4G63 Desig.	USEP8271
2.0L L4 1997cc 122 CID	1999	420A Desig.; 4G63 Desig.	USEP8229
2.0L L4 1997cc 122 CID	1999	4G63T Desig.; Spyder GST; Turbocharged	USEP8271
2.4L L4 2351cc	1996	4G64 Desig.; Spyder GS; VIN G	USEP8229
2.4L L4 2351cc	1997-1999		USEP8229
2.4L L4 2351cc	2000-2001	4G64 Desig.; GS; VIN G	USEP8455
2.4L L4 2351cc	2001-2002	4G64 Desig.; Spyder GS; VIN G	USEP8455
2.4L L4 2351cc	2002	4G64 Desig.; Spyder GS; GS; VIN G	USEP8455
2.4L L4 2351cc	2003-2005	4G64 Desig.; GS; Spyder GS; VIN G	USEP8229
2.4L L4 2351cc	2004	4G64 Desig.; RS; Spyder GS; VIN G	USEP8456

Engine	Years	Application Description	USMW
MITSUBISHI (CONT.)			
ECLIPSE (CONT.)			
3.0L V6 2972cc 181 CID	2000	GT; VIN L	USEP8456
3.0L V6 2972cc 181 CID	2001-2005	GT; Spyder GT; Spyder GTS; VIN H	USEP8456
3.0L V6 2972cc 181 CID	2003	GTS	USEP8456
EXPO			
2.4L L4 2351cc	1992-1993	FWD; SP	USEP8229
2.4L L4 2351cc	1992	Base	USEP8229
2.4L L4 2351cc	1993	Base; FWD	USEP8229
2.4L L4 2351cc	1994-1995	FWD	USEP8229
EXPO LRV			
1.8L L4 1834cc 112 CID	1992	Base, FWD; Sport	USEP8229
1.8L L4 1834cc 112 CID	1993	4G93 Desig.; AWD; FWD; base; VIN C	USEP8229
1.8L L4 1834cc 112 CID	1994	Base; VIN C	USEP8229
2.4L L4 2351cc	1993-1994	Base; VIN G	USEP8229
2.4L L4 2351cc	1993-1994	Sport; VIN G	USEP8229
GALANT			
2.0L L4 1997cc 122 CID	1989-1990	Base; GS; LS; VIN V	USEP8023
2.0L L4 1997cc 122 CID	1991-1992	Base; GS; GSR; LS	USEP8229
2.0L L4 1997cc 122 CID	1993	ES, LS, S	USEP8229
2.4L L4 2351cc	1985-1987		USEP8023
2.4L L4 2351cc	1994	ES; GS, LS; S; VIN G, From 11/93	USEP8229
2.4L L4 2351cc	1995	ES; (From 03/95) (DSM Plant Built)	USEP8229
2.4L L4 2351cc	1995	ES; To 02/95	USEP8229
2.4L L4 2351cc	1995	ES; w/ Standard Trans.; (From 03/95)	USEP8229
2.4L L4 2351cc	1995	LS	USEP8229
2.4L L4 2351cc	1995	S; (From 03/95) (DSM Plant Built)	USEP8229
2.4L L4 2351cc	1995	S; To 02/95	USEP8229
2.4L L4 2351cc	1995	S; w/ Standard Trans.; (From 03/95)	USEP8229
2.4L L4 2351cc	1996	ES, LS, S; Exc.Calif (USA Built)	USEP8229
2.4L L4 2351cc	1997-1998	DE, ES, LS, DE, ES, LS; Exc.Calif	USEP8229
2.4L L4 2351cc	2000	4G64 Desig.; ES; VIN G	USEP8229
2.4L L4 2351cc	2001	4G64 Desig.; ES; VIN G	USEP8455
2.4L L4 2351cc	2002-2003	4G64 Desig.; LS; VIN G	USEP8455
2.4L L4 2378cc	2004	Sold in Mexico	USEP8455
3.0L V6 2972cc 181 CID	1988		USEP8023
3.0L V6 2972cc 181 CID	2000-2002	GTZ; VIN L	USEP8456
3.0L V6 2972cc 181 CID	2003	GTZ; VIN H	USEP8456
LANCER			
2.0L L4 1997cc 122 CID	2005	4G63 Desig.	USEP8465
2.0L L4 1997cc 122 CID	2006	4G63 Desig	USEP8465
MIGHTY MAX			
2.4L L4 2351cc	1990	VIN W; w/ 105.1 in., 116.1 in. Wheelbase; 2 inch pump diameter	USEP3222
2.4L L4 2351cc	1991	VIN W; w/ 105.1 in. Wheelbase	USEP8229
2.4L L4 2351cc	1992	1 Ton; Base; w/ 105.1 in. Wheelbase; w/ 116.1 in. Wheelbase	USEP8229
2.4L L4 2351cc	1993	VIN G; w/ 105.1 in. Wheelbase, w/ 116.1 in. Wheelbase	USEP8229
2.4L L4 2351cc	1994	VIN G; w/ 105.1 in. Wheelbase	USEP8229
2.4L L4 2351cc	1995-1996		USEP8229
3.0L V6 2972cc 181 CID	1990	VIN S; w/ 105.1 in. Wheelbase; 2 inch pump diameter	USEP3222
3.0L V6 2972cc 181 CID	1991	VIN S; w/ 105.1 in. Wheelbase	USEP8229
3.0L V6 2972cc 181 CID	1992	Base; VIN S; w/ 105.1 in. Wheelbase	USEP8229
3.0L V6 2972cc 181 CID	1993-1994	VIN H; w/ 105.1 in. Wheelbase	USEP8229
MIRAGE			
1.5L L4 1468cc 90 CID	1989	Base; LS; VIN X	USEP8023
1.5L L4 1468cc 90 CID	1990-2002		USEP8229
1.5L L4 1468cc 90 CID	1993-1995	4G15 Desig.; ES; S; VIN A	USEP8229
1.5L L4 1468cc 90 CID	1993	4G15 Desig.; LS; VIN A	USEP8229
1.5L L4 1468cc 90 CID	1996	4G15 Desig.; S; VIN A	USEP8229
1.6L L4 1597cc 98 CID	1985-1988	FI; Turbo; VIN F; 2 inch pump diameter	USEP3222
1.6L L4 1597cc 98 CID	1989	Turbo; VIN Z	USEP8023
1.6L L4 1597cc 98 CID	1991-1992		USEP8229
1.8L L4 1834cc 112 CID	1993-1995	4G93 Desig.; ES; LS; VIN C	USEP8229
1.8L L4 1834cc 112 CID	1996	4G93 Desig.; LS; VIN C	USEP8229
1.8L L4 1834cc 112 CID	1997-2002		USEP8229

Engine	Years	Application Description	USMW
MONTERO			
3.0L V6 2972cc 181 CID	1989	2 Dr.; SP; Sport; VIN S; 2 inch pump diameter	USEP3222
3.0L V6 2972cc 181 CID	1990	2 Dr.; SP, Sport; 2 inch pump diameter	USEP3222
3.0L V6 2972cc 181 CID	1992-1996		USEP8229
3.5L V6 3497cc 215 CID	1994-1998		USEP8229
3.5L V6 3497cc 215 CID	1999-2000	Base	USEP2158
3.5L V6 3497cc 215 CID	2001-2002	In-Tank	USEP8229
3.8L V6 3797cc 230 CID	2003-2005	In-Tank	USEP12019
3.8L V6 3828cc 230 CID	2006		USEP12019
MONTERO SPORT			
2.4L L4 2351cc	1997-1998	ES	USEP8229
2.4L L4 2351cc	1999	ES	USEP2158
3.0L V6 2972cc 181 CID	1997-1998	LS, XLS	USEP8229
3.0L V6 2972cc 181 CID	1999	LS, XLS	USEP2158
3.0L V6 2972cc 181 CID	2000	LS, XLS, ES	USEP2158
3.5L V6 3497cc 215 CID	1999-2000	Limited	USEP2158
3.5L V6 3497cc 215 CID	2005-2008	Sold in Mexico	USEP2158
OUTLANDER			
2.4L L4 2351cc	2003-2004		USEP8503
2.4L L4 2378cc	2005-2006	Limited, LS	USEP8503
2.4L L4 2378cc	2005	XLS	USEP8503
2.4L L4 2378cc	2006	SE	USEP8503
OUTLANDER LIMITED (MEX)			
3.0L V6 3000cc 181 CID	2010-2011		USEP8818
OUTLANDER LS (MEX)			
2.4L L4 2429cc 148 CID	2011		USEP8818
OUTLANDER XLS (MEX)			
2.4L L4 2360cc 144 CID	2011		USEP8818
PRECIS			
1.5L L4 1468cc 90 CID	1990-1991	Base, RS	USEP8211
1.5L L4 1468cc 90 CID	1992-1994		USEP8211
RAIDER			
3.7L V6 226 CID	2007	DuroCross; VIN K, LS; Except for Bosch, Carter, and Delphi	USEP7206
3.7L V6 226 CID	2008-2009	Except for Bosch, Carter, and Delphi	USEP7206
4.7L V8 4670cc 285 CID	2007	LS; SE; VIN N; Except for Bosch, Carter, and Delphi	USEP7206
SIGMA			
3.0L V6 2972cc 181 CID	1989-1990		USEP8023
STARION			
2.6L L4 2555cc 156 CID	1985-1989	External Pump	USEP8000
2.6L L4 2555cc 156 CID	1986-1987	ESi-R; LE; VIN H; External Pump	USEP8000
VAN			
2.4L L4 2351cc	1987-1990	2 inch pump diameter	USEP3222
NISSAN			
720			
2.0L L4 1952cc	1985	CARB; VIN F; Z20 Desig.; External Pump	USEP8318
2.0L L4 1952cc	1986	Base; CARB; VIN F; Z20 Desig.; External Pump	USEP8318
2.4L L4 2389cc	1985	CARB; VIN N; Z24 Desig.; External Pump	USEP8318
2.4L L4 2389cc	1986	FI; VIN N; Z24 Desig.	USEP8376
200SX			
1.6L L4 1597cc 97 CID	1995-1998	Base; SE; GA16DE Desig.; VIN A	USEP8229
1.8L L4 1809cc	1985-1986	CA18ET Desig.; Turbo; VIN C	USEP8375
2.0L L4 1974cc	1985-1988	CA20E Desig.; VIN P; XE	USEP8375
2.0L L4 1974cc	1987	CA20E Desig.; VIN H; XE	USEP8375
2.0L L4 1998cc 122 CID	1995-1998	SE-R; SR20DE Desig.; VIN B	USEP8229
2.0L L4 1998cc 122 CID	1995	Base; SR20DE Desig.; VIN B	USEP8229
3.0L V6 2960cc 181 CID	1987	Naturally Aspirated; SE; VG30E Desig.; VIN H	USEP8375
3.0L V6 2960cc 181 CID	1988	SE; VG30E Desig.; VIN H	USEP8375
240SX			
2.4L L4 2389cc	1989-1990	XE	USEP8235
2.4L L4 2389cc	1991-1997	Base, LE, SE	USEP8235
2.4L L4 2389cc	1993-1996	Base, SE	USEP8235
2.4L L4 2389cc	1994		USEP8235

APPLICATIONS
KITS

Engine	Years	Application Description	USMW
NISSAN (CONT.)			
240SX (CONT.)			
2.4L L4 2389cc	1998	Sold in Mexico	USEP8235
300ZX			
3.0L V6 2960cc 181 CID	1985-1989	2+2; VG30 Desig.; VIN H, Base; VG30 Desig.; VIN H, Turbo; VG30T Desig.; VIN C	USEP8375
3.0L V6 2960cc 181 CID	1990-1996	2+2; VG30DE Desig.; VIN R, Turbo; VG30DETT Desig.; VIN C	USEP8114
3.0L V6 2960cc 181 CID	1990-1996	Base; VG30DE Desig.; VIN R; 2 Passenger Seating	USEP8111
ALMERA (MEX)			
1.8L L4 1769cc	2000-2005		USEP8229
1.8L L4 1781cc 109 CID	2002-2004		USEP8229
ALTIMA			
2.4L L4 2389cc	1994-1995	GLE, GXE, SE, XE	USEP8247
2.4L L4 2389cc	1996	GLE, GXE, SE, XE; to 10/95	USEP8247
2.4L L4 2389cc	1997-1999	Sold in Mexico	USEP8229
2.4L L4 2389cc	1997	GLE, GXE, SE, XE	USEP8229
2.4L L4 2389cc	2000-2001		USEP8229
2.4L L4 2400cc 146 CID	1996	Sold in Mexico	USEP8229
AXXESS			
2.4L L4 2389cc	1990	AWD	USEP8235
2.4L L4 2389cc	1991	Sold in Canada	USEP8235
CEFIRO (MEX)			
3.0L V6 2988cc	1997		USEP8229
CIMA (MEX)			
4.1L V8 4130cc	1996		USEP8219
D21			
2.4L L4 2389cc	1986-1987	Extended Cab Pickup; VIN N; XE; Z24 Desig.	USEP8376
2.4L L4 2389cc	1988-1989	VIN N; XE; Z24 Desig.; USA Built	USEP8032
2.4L L4 2389cc	1988-1989	VIN N; XE; Z24 Desig.; XE; Z24 Desig.; Japan Built	USEP8376
2.4L L4 2389cc	1990-1992	Base; KA24E Desig.; VIN S; USA Built	USEP8032
2.4L L4 2389cc	1990-1993	Base; KA24E Desig.; VIN S; Japan Built	USEP8376
2.4L L4 2389cc	1993		USEP8032
2.4L L4 2389cc	1994	Base; KA24E Desig.; VIN S; Exc.Japan Built	USEP8032
2.4L L4 2389cc	1994	KA24E Desig.; VIN S; XE; Exc.Japan Built Vehicle	USEP8032
2.4L L4 2389cc	1994	KA24E Desig.; VIN S; XE; Japan Built	USEP8376
3.0L V6 2960cc 181 CID	1986-1987	Extended Cab Pickup; SE; VG30 Desig.; VIN H	USEP8376
3.0L V6 2960cc 181 CID	1988-1989	SE; VG30 Desig.; VIN H	USEP8376
3.0L V6 2960cc 181 CID	1990-1991	VG30E Desig.; VIN H	USEP8376
3.0L V6 2960cc 181 CID	1990	Standard Cab Pickup; VG30E Desig.; VIN H	USEP8032
3.0L V6 2960cc 181 CID	1990	Standard Cab Pickup; VG30E Desig.; VIN H; w/ 104.3 In. Wheelbase; (Exc.Japan Built Vehicle)	USEP8032
3.0L V6 2960cc 181 CID	1990	Standard Cab Pickup; VG30E Desig.; VIN H; w/ 104.3 In. Wheelbase; (Japan Built)	USEP8376
3.0L V6 2960cc 181 CID	1990	Standard Cab Pickup; VG30E Desig.; VIN H; w/ 116.1 In. Wheelbase	USEP8032
3.0L V6 2960cc 181 CID	1990	VG30E Desig.; VIN H; Exc.Japan Built Vehicle	USEP8032
3.0L V6 2960cc 181 CID	1991	Extended Cab Pickup; SE; VG30E Desig.; VIN H; (Japan Built)	USEP8376
3.0L V6 2960cc 181 CID	1991	SE; VG30E Desig.; VIN H; Exc.Japan Built Vehicle	USEP8032
3.0L V6 2960cc 181 CID	1992	4WD; SE; VG30E Desig.; VIN H; From 01/1992 (Exc.Heavy Duty) (Japan Built Vehicle)	USEP8376
3.0L V6 2960cc 181 CID	1992	Extended Cab Pickup; RWD; SE; VG30E Desig.; VIN H, 4WD; Extended Cab Pickup; SE; VG30E Desig.; VIN H; To 01/1992 (Japan Built Vehicle)	USEP8376

Engine	Years	Application Description	USMW
3.0L V6 2960cc 181 CID	1992	Extended Cab Pickup; RWD; SE; VG30E Desig.; VIN H; To 01/1992 (Japan Built Vehicle)	USEP8376
3.0L V6 2960cc 181 CID	1992	RWD; SE; VG30E Desig.; VIN H; From 01/1992 (Exc.Heavy Duty) (Japan Built Vehicle)	USEP8229
3.0L V6 2960cc 181 CID	1992	SE; VG30E Desig.; VIN H	USEP8376
3.0L V6 2960cc 181 CID	1992	SE; VG30E Desig.; VIN H; To 01/1992 (Exc.Japan Built Vehicle)	USEP8032
3.0L V6 2960cc 181 CID	1993	SE; VG30E Desig.; VIN H; Japan Built	USEP8376
3.0L V6 2960cc 181 CID	1994	4WD; SE; XE; VG30E Desig.; VIN H, Exc.Heavy Duty	USEP8376
3.0L V6 2960cc 181 CID	1994	Base; VG30E Desig.; VIN H	USEP8376
3.0L V6 2960cc 181 CID	1994	RWD; SE; VG30E Desig.; VIN H; Exc.Heavy Duty	USEP8376
3.0L V6 2960cc 181 CID	1994	SE; XE; VG30E Desig.; VG30E Desig.; VIN H	USEP8376
FRONTIER			
2.4L L4 2389cc	1998	Exc.Low Fuel Warning	USEP8229
2.4L L4 2389cc	1998	Low Fuel Warning	USEP8537
2.4L L4 2389cc	1999	KA24DE Desig.; Exc.Low Fuel Warning	USEP8229
2.4L L4 2389cc	1999	KA24DE Desig.; Low Fuel Warning	USEP8537
2.4L L4 2389cc	2000	KA24DE Desig.; XE; Exc.Low Fuel Warning	USEP8229
2.4L L4 2389cc	2000	KA24DE Desig.; XE; Low Fuel Warning	USEP8537
2.4L L4 2389cc	2001-2004	KA24DE Desig.; XE	USEP8229
2.4L L4 2389cc	2007	Sold in Mexico	USEP8229
3.3L V6 3275cc	1999-2000	VG33E Desig.	USEP8458
3.3L V6 3275cc	2001-2004		USEP8499
FRONTIER PICKUP 2WD (MEX)			
2.4L L4 2389cc	2007		USEP8229
HIKARI (MEX)			
1.6L L4 1597cc 97 CID	1987-1991		USEP8097
1.6L L4 1597cc 97 CID	1992		USEP8272
ICHI VAN (MEX)			
1.8L L4 1800cc 110 CID	1987-1992		USEP8016SP
2.4L L4 2389cc	1991-1993		USEP8229
2.4L L4 2389cc	1994		USEP8098
LUCINO (MEX)			
1.6L L4 1597cc 97 CID	1995-2000	Sold in Mexico	USEP8229
2.0L L4 1998cc 122 CID	1996-2000	Sold in Mexico	USEP8229
MAXIMA			
3.0L V6 2960cc 181 CID	1985-1988		USEP8075
3.0L V6 2960cc 181 CID	1989-1991		USEP8190
3.0L V6 2960cc 181 CID	1992	GXE; VG30E Desig.; VIN H	USEP8190
3.0L V6 2960cc 181 CID	1993	GXE; VG30E Desig.; VIN H, SE; VE30DE Desig.; VIN E	USEP8235
3.0L V6 2960cc 181 CID	1994	SE; VE30DE Desig.; VIN E, GXE; VG30E Desig.; VIN H	USEP8190
3.0L V6 2988cc 182 CID	1995	24 Valve; DOHC; Sold in Mexico, GLE, GXE, SE	USEP8229
3.0L V6 2988cc 182 CID	1996	24 Valve; DOHC; Sold in Mexico	USEP8229
3.0L V6 2988cc 182 CID	1996	GLE, GXE, SE	USEP8229
3.0L V6 2988cc 182 CID	1997-1998	GLE, GXE, SE, Sold in Mexico	USEP8229
3.0L V6 2988cc 182 CID	1999		USEP8229
3.0L V6 2988cc 182 CID	2000-2001		USEP8335
3.5L V6 3498cc 213 CID	2002-2003		USEP8335
MICRA			
1.4L L4 1386cc 85 CID	2005	Sold in Mexico	USEP8229
MICRA (MEX)			
1.4L L4 1386cc 85 CID	2005		USEP8229
NISSAN SEDAN (MEX)			
1.6L L4 1597cc 97 CID	1965-1966		USEP8012SP
1.6L L4 1597cc 97 CID	1967-1983		USEP8016SP
1.6L L4 1597cc 97 CID	1978-1984		USEP8318
1.8L L4 1750cc	1982-1983		USEP8016SP
1.8L L4 1750cc	1984		USEP8318
NP300 2WD (MEX)			
2.4L L4 2389cc	2009-2010		USEP8229
2.4L L4 2389cc	2011-2014		USEP12080

Engine	Years	Application Description	USMW
NISSAN (CONT.)			
NP300 4WD (MEX)			
2.4L L4 2389cc	2013-2014		USEP12080
NX			
1.6L L4 1597cc 97 CID	1991-1993	GA16DE Desig.; VIN E	USEP8272
2.0L L4 1998cc 122 CID	1991-1993	SR20DE Desig.; VIN G	USEP8272
PATHFINDER			
2.4L L4 2389cc	1987	E; VIN N; Z24I Desig.	USEP8116
3.0L V6 2960cc 181 CID	1987-1988	VG30I Desig.; VIN H; XE	USEP8116
3.0L V6 2960cc 181 CID	1989		USEP8116
3.0L V6 2960cc 181 CID	1990-1993	SE, XE	USEP8116
3.0L V6 2960cc 181 CID	1994-1995	LE, SE, XE	USEP8116
3.3L V6 3275cc	1996-1997	LE, SE, XE	USEP8229
3.3L V6 3275cc	1997-1999	Sold in Mexico	USEP8229
3.3L V6 3275cc	1999-2000		USEP8229
3.5L V6 3498cc 213 CID	2001-2003		USEP8432
3.5L V6 3498cc 213 CID	2004	SE; VQ35DE Desig.	USEP8432
PICKUP			
2.4L L4 2389cc	1995	Crew Cab Pickup; Sold in Mexico; To 12/94	USEP8032
2.4L L4 2389cc	1995	KA24E Desig.; RWD; VIN S	USEP8229
2.4L L4 2389cc	1995	Sold in Mexico; Standard Cab Pickup; from 12/94	USEP8229
2.4L L4 2389cc	1996-1997	Crew Cab Pickup; Standard Cab Pickup; Sold in Mexico,	USEP8229
2.4L L4 2389cc	1996	Base; SE; XE; KA24E Desig.; VIN S	USEP8229
2.4L L4 2389cc	1997	Base, Extended Cab Pickup; Sold in Mexico, SE, XE	USEP8229
2.4L L4 2389cc	1998-2004	Sold in Mexico	USEP8229
3.0L V6 2960cc 181 CID	1995	RWD; SE; XE, SE; VG30E Desig.; VIN H	USEP8376
PICKUP (MEX)			
1.3L L4 1300cc	1965-1968		USEP8012SP
1.3L L4 1300cc	1969		USEP8016SP
1.6L L4 1600cc 98 CID	1976-1983		USEP8016SP
1.6L L4 1600cc 98 CID	1981		USEP8318
1.8L L4 1800cc 110 CID	1981-1989		USEP8016SP
1.8L L4 1800cc 110 CID	1984-1988		USEP8318
1.8L L4 1800cc 110 CID	1990-1993		USEP8376
2.4L L4 2389cc	1991-1993		USEP8376
2.4L L4 2389cc	1998-2008		USEP8229
PLATINA (MEX)			
1.6L L4 1598cc 98 CID	2002-2010		USEP12027
PRIMERA (MEX)			
2.0L L4 1998cc 122 CID	1992		USEP8235
PULSAR NX			
1.6L L4 1597cc 97 CID	1987-1988	E16I Desig.; VIN P; XE	USEP8097
1.6L L4 1597cc 97 CID	1987	CA16DE Desig.; SE	USEP8098
1.6L L4 1597cc 97 CID	1989	GA16I Desig.; VIN G; XE	USEP8098
1.6L L4 1597cc 97 CID	1990	XE	USEP8098
1.8L L4 1809cc	1988-1989	CA18DE Desig.; SE; VIN C	USEP8098
QUEST			
3.0L V6 2960cc 181 CID	1993-1996	GXE, XE	USEP2067
3.0L V6 2960cc 181 CID	1997-1998	GXE, Sold in Mexico, XE	USEP2067
3.3L V6 3275cc	1999-2002		USEP2068
ROGUE			
2.5L L4 2488cc 152 CID	2010-2013		USEP8854
SAKURA (MEX)			
1.8L L4 1750cc	1982-1987		USEP8016SP
SAMURAI (MEX)			
1.8L L4 1750cc	1980-1984		USEP8016SP
SENTRA			
1.6L L4 1597cc 97 CID	1987	E16I Desig.; FI; VIN P	USEP8097
1.6L L4 1597cc 97 CID	1988	4WD	USEP8118
1.6L L4 1597cc 97 CID	1988	FWD; (USA Built)	USEP8097
1.6L L4 1597cc 97 CID	1989	FWD	USEP8098
1.6L L4 1597cc 97 CID	1990	XE	USEP8098
1.6L L4 1597cc 97 CID	1991-1992	GA16DE Desig.; VIN E; XE	USEP8272

Engine	Years	Application Description	USMW
1.6L L4 1597cc 97 CID	1993-1994	E; GXE; GA16DE Desig.; VIN E; Japan Built	USEP8272
1.6L L4 1597cc 97 CID	1993-1994	GA16DE Desig.; SE; VIN E, GA16DE Desig.; VIN E; XE	USEP8272
1.6L L4 1597cc 97 CID	1993	GA16DE Desig.; GXE; VIN E; USA Built	USEP8272
1.6L L4 1597cc 97 CID	1994	E; GA16DE Desig.; VIN E; USA Built	USEP8272
1.6L L4 1597cc 97 CID	1994	GA16DE Desig.; Limited Edition; VIN E	USEP8272
1.6L L4 1597cc 97 CID	1995		USEP8229
1.6L L4 1597cc 97 CID	1996-2000	Sold in Mexico	USEP8229
1.6L L4 1597cc 97 CID	1997	Base, GLE, GXE	USEP8229
1.6L L4 1597cc 97 CID	1998	GA16DE Desig.; VIN A; XE	USEP8229
1.6L L4 1597cc 97 CID	1999	GA16DE Desig.; XE	USEP8229
1.8L L4 1809cc	2000-2001	QG18DE Desig.; XE	USEP2068
2.0L L4 1998cc 122 CID	1991-1994	SE-R; SR20DE Desig.; VIN G	USEP8272
2.0L L4 1998cc 122 CID	1996-1997	Sold in Mexico	USEP8235
2.0L L4 1998cc 122 CID	1998	SE; SR20DE Desig.; VIN B	USEP8229
2.0L L4 1998cc 122 CID	1999	SE; SR20DE Desig.	USEP8229
STANZA			
2.0L L4 1974cc	1985	GL, XE; External Pump	USEP8312
2.0L L4 1974cc	1986	External Pump	USEP8312
2.0L L4 1974cc	1987-1989		USEP8048
2.4L L4 2389cc	1990-1992		USEP8235
STATION WAGON (MEX)			
1.6L L4 1597cc 97 CID	1965-1968		USEP8012SP
1.6L L4 1597cc 97 CID	1969-1984		USEP8016SP
1.8L L4 1750cc	1982-1984		USEP8016SP
TIIDA (MEX)			
1.8L L4 1797cc 110 CID	2007	Sold in Mexico	USEP12019
1.8L L4 1798cc 110 CID	2008-2009		USEP12019
1.8L L4 1800cc 110 CID	2007		USEP12019
TIIDA COMFORT (MEX)			
1.8L L4 1798cc 110 CID	2010		USEP12019
TIIDA CUSTOM (MEX)			
1.8L L4 1798cc 110 CID	2010		USEP12019
TSUBAME (MEX)			
1.6L L4 1597cc 97 CID	1993-2004	Sold in Mexico	USEP8235
1.6L L4 1597cc 97 CID	1998-2000	Sold in Mexico	USEP8229
TSURU (MEX)			
1.6L L4 1597cc 97 CID	1992		USEP12014
1.6L L4 1597cc 97 CID	1993-1994		USEP8272
1.6L L4 1597cc 97 CID	1995		USEP8235
1.6L L4 1597cc 97 CID	1996-1997		USEP8229
1.6L L4 1598cc 98 CID	1995-1997		USEP8235
2.0L L4 1998cc 122 CID	1993-1996		USEP8272
TSURU GS (MEX)			
1.6L L4 1597cc 97 CID	1998-2009		USEP8229
TSURU GSI (MEX)			
1.6L L4 1597cc 97 CID	2010-2011		USEP8229
1.6L L4 1597cc 97 CID	2012-2015		USEP8272
TSURU GSI MILLON Y MEDIO (MEX)			
1.6L L4 1597cc 97 CID	2015		USEP8272
TSURU GSII (MEX)			
1.6L L4 1597cc 97 CID	2010-2011		USEP8229
1.6L L4 1597cc 97 CID	2012-2015		USEP8272
URVAN (MEX)			
2.4L L4 2389cc	2000-2005		USEP8229
2.4L L4 2392cc	2006-2007		USEP8229
2.5L L4 2500cc 153 CID	2008-2009		USEP8229
VAN			
2.4L L4 2389cc	1987-1988		USEP8118
XTERRA			
2.4L L4 2389cc	2000-2001	KA24DE Desig.	USEP8458
2.4L L4 2389cc	2002	KA24DE Desig.; Naturally Aspirated	USEP8458
2.4L L4 2389cc	2003-2004	KA24DE Desig.; XE	USEP8458
3.3L V6 3275cc	2000-2001	VG33E Desig.	USEP8458
3.3L V6 3275cc	2002	VG33E Desig., Supercharged; VG33ER Desig.	USEP8458
3.3L V6 3275cc	2003-2004	VG33E Desig.; XE, SE; Supercharged; VG33ER Desig.	USEP8458

**APPLICATIONS
KITS**

Engine	Years	Application Description	USMW
X-TRAIL (MEX)			
2.5L L4 2500cc 153 CID	2002-2008		USEP8458
2.5L L4 2500cc 153 CID	2003-2006		USEP8213
OLDSMOBILE			
88			
3.8L V6 3800cc 231 CID	1992	Royale, Royale LS; 2 inch pump diameter	USEP3222
3.8L V6 3800cc 231 CID	1993-1994	Royale, Royale LS	USEP3305
3.8L V6 3800cc 231 CID	1994	Royale, Royale LS; DOUBLE INLET; Harness Stamped CRC	USEP3290
3.8L V6 3800cc 231 CID	1994	Royale, Royale LS; Harness Stamped CRC; SINGLE INLET	USEP3290A
3.8L V6 3800cc 231 CID	1995	Naturally Aspirated; Royale LS; Royale LSS; Royale; VIN K; DOUBLE INLET	USEP3290
3.8L V6 3800cc 231 CID	1995	Naturally Aspirated; Royale LS; Royale LSS; Royale; VIN K; SINGLE INLET	USEP3290A
3.8L V6 3800cc 231 CID	1995	Royale LSS; Supercharged; VIN 1	USEP3285
3.8L V6 3800cc 231 CID	1996-1998	Royale, Royale LS; DOUBLE INLET	USEP3290
3.8L V6 3800cc 231 CID	1996-1998	Royale, Royale LS; SINGLE INLET	USEP3290A
3.8L V6 3800cc 231 CID	1999	DOUBLE INLET	USEP3290
3.8L V6 3800cc 231 CID	1999	SINGLE INLET	USEP3290A
98			
3.0L V6 181 CID	1985	CARB; Regency; VIN E	USEP3900
3.8L V6 3800cc 231 CID	1985	F; Regency Brougham; F; Regency; VIN 3; 1.45 inch pump diameter; Except for Bosch, Carter, and Delphi	USEP3240
3.8L V6 3800cc 231 CID	1986-1987	Regency Brougham; 1.45 inch pump diameter; Except for Bosch, Carter, and Delphi	USEP3240
3.8L V6 3800cc 231 CID	1986	Regency; 1.45 inch pump diameter; Except for Bosch, Carter, and Delphi	USEP3240
3.8L V6 3800cc 231 CID	1987	Regency Grande; 1.45 inch pump diameter; Except for Bosch, Carter, and Delphi	USEP3240
3.8L V6 3800cc 231 CID	1988	Regency, Regency Brougham, Regency Touring; 1.45 inch pump diameter; Except for Bosch, Carter, and Delphi; Harness Stamped HEL,HEM	USEP3240
3.8L V6 3800cc 231 CID	1988	Regency, Regency Brougham, Regency Touring; 2 inch pump diameter; Harness Stamped CPB,CPC	USEP3222
3.8L V6 3800cc 231 CID	1989-1990	Regency, Regency Brougham, Regency Touring; 2 inch pump diameter	USEP3222
3.8L V6 3800cc 231 CID	1991	Regency Elite, Touring; 2 inch pump diameter	USEP3222
3.8L V6 3800cc 231 CID	1992-1993	Supercharged; Touring; VIN 1	USEP3285
3.8L V6 3800cc 231 CID	1992	Naturally Aspirated; Regency Elite; Regency; Touring; VIN L; 2 inch pump diameter	USEP3222
3.8L V6 3800cc 231 CID	1993-1994	Naturally Aspirated; Regency Elite; Regency; VIN L	USEP3305
3.8L V6 3800cc 231 CID	1993	Naturally Aspirated; Touring; VIN L	USEP3305
3.8L V6 3800cc 231 CID	1994	Naturally Aspirated; Regency Elite; Regency; VIN L; DOUBLE INLET; Harness Stamped CRC	USEP3290
3.8L V6 3800cc 231 CID	1994	Naturally Aspirated; Regency Elite; Regency; VIN L; Harness Stamped CRC; SINGLE INLET	USEP3290A
3.8L V6 3800cc 231 CID	1994	Regency Elite; Supercharged; VIN 1	USEP3285
3.8L V6 3800cc 231 CID	1995	Naturally Aspirated; VIN K; DOUBLE INLET	USEP3290
3.8L V6 3800cc 231 CID	1995	Naturally Aspirated; VIN K; SINGLE INLET	USEP3290A
3.8L V6 3800cc 231 CID	1995	Supercharged; VIN 1	USEP3285
3.8L V6 3800cc 231 CID	1996	DOUBLE INLET	USEP3290
3.8L V6 3800cc 231 CID	1996	SINGLE INLET	USEP3290A
4.3L V6 260 CID	1985	DIESEL; Regency Brougham; Regency; VIN T; Exc.External EGR Valve; External Pump	USEP3073
4.3L V6 260 CID	1985	DIESEL; Regency Brougham; Regency; VIN T; External EGR Valve; External Pump	USEP3076
4.3L V6 260 CID	1985	In-Line; Regency	USEP8012SP
5.7L V8 5735cc 350 CID	1984	In-Line; Regency Brougham	USEP8012SP

Engine	Years	Application Description	USMW
ACHIEVA			
2.3L L4 138 CID	1992	S; SL; VIN D	USEP3313
2.3L L4 140 CID	1992	S; SC; SCX; VIN A	USEP3313
2.3L L4 140 CID	1993	S; SCX; VIN A	USEP3313
2.3L L4 140 CID	1994	SC; VIN A	USEP3313
3.3L V6 204 CID	1992-1993	S; SL; VIN N	USEP3313
ALERO			
2.2L L4 2198cc 134 CID	2002-2003	L61 Desig.; VIN F; Except for Bosch, Carter, and Delphi	USEP3507
2.2L L4 2198cc 134 CID	2004	GL; L61 Desig.; VIN F; Except for Bosch, Carter, and Delphi	USEP3507
2.4L L4 2392cc 146 CID	2000-2001	VIN T; Except for Bosch, Carter, and Delphi	USEP3507
3.4L V6 207 CID	2000-2003	VIN E; Except for Bosch, Carter, and Delphi	USEP3507
3.4L V6 207 CID	2004	GL; VIN E; Except for Bosch, Carter, and Delphi	USEP3507
BRAVADA			
4.3L V6 262 CID	1991	Base	USEP3902
4.3L V6 262 CID	1992	VIN W, VIN Z	USEP3902
4.3L V6 262 CID	1996-1998		USEP3240R
CALAIS			
2.3L L4 138 CID	1987	GT; VIN D; 1.45 inch pump diameter; 1st Design; Except for Bosch, Carter, and Delphi	USEP3240
2.3L L4 138 CID	1987	GT; VIN D; 2nd Design	USEP3265
2.5L L4 2474cc 151 CID	1985	Base; VIN U	USEP3902
2.5L L4 2474cc 151 CID	1985	Supreme; VIN U	USEP3902
2.5L L4 2474cc 151 CID	1986-1987	GT; Supreme; VIN U	USEP3902
3.0L V6 181 CID	1985	Base; VIN L; 1.45 inch pump diameter; Except for Bosch, Carter, and Delphi	USEP3240
3.0L V6 181 CID	1985	Supreme; VIN L; 1.45 inch pump diameter; Except for Bosch, Carter, and Delphi	USEP3240
3.0L V6 181 CID	1986-1987	GT; Supreme; VIN L; 1.45 inch pump diameter; Except for Bosch, Carter, and Delphi	USEP3240
CUSTOM CRUISER			
5.0L V8 305 CID	1991-1992		USEP3268
5.7L V8 5735cc 350 CID	1984	Base; In-Line	USEP8012SP
5.7L V8 5735cc 350 CID	1985	DIESEL; F; VIN N; External Pump	USEP3076
5.7L V8 5735cc 350 CID	1992		USEP3268
CUTLASS CALAIS			
2.3L L4 138 CID	1988	GT; VIN D	USEP3265
2.3L L4 138 CID	1989-1990	S; VIN D	USEP3265
2.3L L4 138 CID	1990	1.45 inch pump diameter	USEP3240
2.3L L4 138 CID	1991	GT; S; VIN D	USEP3265
2.3L L4 140 CID	1989-1991	1.45 inch pump diameter	USEP3240
2.3L L4 140 CID	1989	International; VIN A	USEP3265
2.3L L4 140 CID	1991	S; VIN A	USEP3265
2.5L L4 2474cc 151 CID	1988	GT; SL; VIN U	USEP3212
2.5L L4 2474cc 151 CID	1989-1991	GT; S; VIN U	USEP3212
3.0L V6 181 CID	1988	Base, GT, SL; 1.45 inch pump diameter	USEP3240
3.3L V6 204 CID	1989-1991	SL; VIN N	USEP3265
3.3L V6 204 CID	1989	S; VIN N	USEP3265
4.3L V6 260 CID	1982-1984	In-Line	USEP8012SP
CUTLASS CIERA			
2.2L L4 2190cc 134 CID	1993-1994	S; VIN 4; DOUBLE INLET	USEP3290
2.2L L4 2190cc 134 CID	1993-1994	S; VIN 4; SINGLE INLET	USEP3290A
2.2L L4 2190cc 134 CID	1993	Base; VIN 4; DOUBLE INLET	USEP3290
2.2L L4 2190cc 134 CID	1993	Base; VIN 4; SINGLE INLET	USEP3290A
2.2L L4 2190cc 134 CID	1995-1996	VIN 4; DOUBLE INLET	USEP3290
2.2L L4 2190cc 134 CID	1995-1996	VIN 4; SINGLE INLET	USEP3290A
2.5L L4 2474cc 151 CID	1985	Brougham; Cruiser LS; Holiday; LS; VIN R	USEP3901
2.5L L4 2474cc 151 CID	1986	Brougham; Holiday; VIN R	USEP3902
2.5L L4 2474cc 151 CID	1987	Brougham; LS; S; SL; VIN R	USEP3902
2.5L L4 2474cc 151 CID	1988	LS; SL; VIN R; Harness Stamped APH	USEP3902
2.5L L4 2474cc 151 CID	1988	LS; SL; VIN R; Harness Stamped ARA	USEP3212
2.5L L4 2474cc 151 CID	1989-1990	Base; SL; VIN R	USEP3212
2.5L L4 2474cc 151 CID	1991-1992	Base; VIN R	USEP3212
2.5L L4 2474cc 151 CID	1991	S; VIN R	USEP3212

Engine	Years	Application Description	USMW
OLDSMOBILE (CONT.)			
CUTLASS CIERA (CONT.)			
2.8L V6 173 CID	1987-1988	Coupe; Sedan; S; SL; LS; VIN W; 1.45 inch pump diameter; Except for Bosch, Carter, and Delphi	USEP3240
2.8L V6 173 CID	1987	Brougham; Sedan; VIN W; 1.45 inch pump diameter; Except for Bosch, Carter, and Delphi	USEP3240
2.8L V6 173 CID	1989	Base; Coupe; Sedan; SL; VIN W; 1.45 inch pump diameter; Except for Bosch, Carter, and Delphi	USEP3240
2.8L V6 173 CID	1989	Coupe; SL; VIN W; 1.45 inch pump diameter; Except for Bosch, Carter, and Delphi	USEP3240
3.1L V6 189 CID	1994	SL; VIN M; DOUBLE INLET	USEP3290
3.1L V6 189 CID	1994	SL; VIN M; SINGLE INLET	USEP3290A
3.1L V6 189 CID	1995-1996	VIN M; DOUBLE INLET	USEP3290
3.1L V6 189 CID	1995-1996	VIN M; SINGLE INLET	USEP3290A
3.3L V6 204 CID	1989-1990	Base; Coupe; Sedan; GT; SL; VIN N; 1.45 inch pump diameter; Except for Bosch, Carter, and Delphi	USEP3240
3.3L V6 204 CID	1991-1992	Base; Coupe; Sedan; S; SL; VIN N; 1.45 inch pump diameter; Except for Bosch, Carter, and Delphi	USEP3240
3.3L V6 204 CID	1991-1992	Base; VIN N; Wagon; 2 inch pump diameter	USEP3222
3.3L V6 204 CID	1991	Coupe; S; VIN N; 1.45 inch pump diameter; Except for Bosch, Carter, and Delphi	USEP3240
3.3L V6 204 CID	1991	S; VIN N; Wagon; 2 inch pump diameter	USEP3222
3.3L V6 204 CID	1993	Base; SL; VIN N; DOUBLE INLET	USEP3290
3.3L V6 204 CID	1993	Base; SL; VIN N; SINGLE INLET	USEP3290A
3.8L V6 3800cc 231 CID	1984-1986	LS; 1.45 inch pump diameter	USEP3240
3.8L V6 3800cc 231 CID	1984	Cruiser LS; 1.45 inch pump diameter	USEP3240
3.8L V6 3800cc 231 CID	1985	Brougham; Cruiser LS; Holiday; LS; VIN 3; 1.45 inch pump diameter; Except for Bosch, Carter, and Delphi	USEP3240
3.8L V6 3800cc 231 CID	1986	Coupe; Holiday; VIN 3; 1.45 inch pump diameter; Except for Bosch, Carter, and Delphi	USEP3240
3.8L V6 3800cc 231 CID	1986	S; SL; 1.45 inch pump diameter	USEP3240
3.8L V6 3800cc 231 CID	1987-1988	Coupe; Sedan; S; SL; LS; VIN 3; 1.45 inch pump diameter; Except for Bosch, Carter, and Delphi	USEP3240
3.8L V6 3800cc 231 CID	1987	Brougham; Sedan; VIN 3; 1.45 inch pump diameter; Except for Bosch, Carter, and Delphi	USEP3240
3.8L V6 3800cc 231 CID	1988	International; Sedan; VIN 3; 1.45 inch pump diameter; Except for Bosch, Carter, and Delphi	USEP3240
4.3L V6 260 CID	1982-1985	In-Line	USEP8012SP
4.3L V6 260 CID	1985	Brougham; DIESEL; FI; Cruiser LS; LS; VIN T; External Pump	USEP3076
4.3L V6 260 CID	1985	Cruiser LS; LS; In-Line	USEP8012SP
CUTLASS CRUISER			
2.5L L4 2474cc 151 CID	1987	Brougham; LS; VIN R	USEP3902
2.5L L4 2474cc 151 CID	1988	LS; SL; VIN R; Harness Stamped APH	USEP3902
2.5L L4 2474cc 151 CID	1988	LS; SL; VIN R; Harness Stamped ARA	USEP3212
2.5L L4 2474cc 151 CID	1989-1990	Base; VIN R	USEP3212
2.5L L4 2474cc 151 CID	1989	SL; VIN R	USEP3212
2.8L V6 173 CID	1987	Brougham; VIN W; Wagon; 2 inch pump diameter	USEP3222
2.8L V6 173 CID	1987	LS; VIN W; Wagon; 2 inch pump diameter	USEP3222
2.8L V6 173 CID	1988	LS; SL; VIN W; Wagon; 2 inch pump diameter	USEP3222
2.8L V6 173 CID	1989	Base; VIN W; Wagon; 2 inch pump diameter	USEP3222
2.8L V6 173 CID	1989	SL; VIN W; Wagon; 2 inch pump diameter	USEP3222
3.1L V6 189 CID	1994	Base, S, Special Edition; DOUBLE INLET	USEP3290
3.1L V6 189 CID	1994	Base, S, Special Edition; SINGLE INLET	USEP3290A

Engine	Years	Application Description	USMW
3.3L V6 204 CID	1989-1990	Base; Wagon; SL; VIN N; 2 inch pump diameter	USEP3222
3.3L V6 204 CID	1991-1992	S; Wagon; SL; Wagon; 2 inch pump diameter	USEP3222
3.3L V6 204 CID	1993	Base, S; DOUBLE INLET	USEP3290
3.3L V6 204 CID	1993	Base, S; SINGLE INLET	USEP3290A
3.8L V6 3800cc 231 CID	1987-1988	LS; VIN 3; Wagon; 2 inch pump diameter	USEP3222
3.8L V6 3800cc 231 CID	1987	Brougham; VIN 3; Wagon; 2 inch pump diameter	USEP3222
3.8L V6 3800cc 231 CID	1988	SL; VIN 3; Wagon; 2 inch pump diameter	USEP3222
CUTLASS SALON			
5.7L V8 5735cc 350 CID	1985	Base; DIESEL; FI; VIN N; External Pump	USEP3076
5.7L V8 5735cc 350 CID	1985	Base; In-Line	USEP8012SP
CUTLASS SUPREME			
2.3L L4 138 CID	1990	Base; VIN D; 1.45 inch pump diameter; Except for Bosch, Carter, and Delphi; Prom Stamped WEL, WER	USEP3240
2.3L L4 138 CID	1990	Base; VIN D; Prom Stamped WEM	USEP3265
2.3L L4 138 CID	1991	1.45 inch pump diameter	USEP3240
2.3L L4 140 CID	1990	Base; International; VIN A; 1.45 inch pump diameter; Except for Bosch, Carter, and Delphi; Prom Stamped WEL, WER	USEP3240
2.3L L4 140 CID	1990	Base; International; VIN A; Prom Stamped WEM	USEP3265
2.8L V6 173 CID	1988	FI; Indy 500 Pace Car; FI; International; FI; SL; VIN W; Prom Stamped WEC22	USEP3265
2.8L V6 173 CID	1988	FI; VIN W; 1.45 inch pump diameter; Except for Bosch, Carter, and Delphi	USEP3240
2.8L V6 173 CID	1989	Base; International; SL; 1.45 inch pump diameter; Except for Bosch, Carter, and Delphi; Prom Stamped WEL	USEP3240
2.8L V6 173 CID	1989	Base; International; SL; Prom Stamped WEM	USEP3265
3.1L V6 189 CID	1989-1990	Base; International; SL; VIN T; Prom Stamped WEM	USEP3265
3.1L V6 189 CID	1989	Base; International; SL; VIN T; 1.45 inch pump diameter; Except for Bosch, Carter, and Delphi; Prom Stamped WEL	USEP3240
3.1L V6 189 CID	1990	Base; International; SL; VIN T; 1.45 inch pump diameter; Except for Bosch, Carter, and Delphi; Prom Stamped WEL, WER	USEP3240
3.1L V6 189 CID	1991	International; VIN T	USEP3265
3.1L V6 189 CID	1991	SL; VIN T	USEP3265
3.1L V6 189 CID	1992-1993	Base; International; S; VIN T	USEP3265
3.1L V6 189 CID	1994	Base; S; VIN M	USEP3265
3.1L V6 189 CID	1995	Base; VIN M	USEP3265
3.1L V6 189 CID	1995	SL; VIN M	USEP3265
3.1L V6 189 CID	1996	VIN M	USEP3265
3.1L V6 189 CID	1997	Base, SL	USEP3265
3.4L V6 207 CID	1991-1996	1.45 inch pump diameter	USEP3240
3.4L V6 207 CID	1992	International; VIN X	USEP3265
3.4L V6 207 CID	1994-1995	Base; VIN X	USEP3265
3.4L V6 207 CID	1995	SL; VIN X	USEP3265
4.3L V6 260 CID	1982-1983	In-Line	USEP8012SP
4.3L V6 260 CID	1984	Brougham; In-Line	USEP8012SP
5.7L V8 5735cc 350 CID	1984	Brougham; In-Line	USEP8012SP
5.7L V8 5735cc 350 CID	1985	Brougham; DIESEL; LS; VIN N; External Pump	USEP3076
5.7L V8 5735cc 350 CID	1985	In-Line; LS	USEP8012SP
DELTA 88			
3.0L V6 181 CID	1986	Royale Brougham; VIN L, Royale; VIN L; 1.45 inch pump diameter; Except for Bosch, Carter, and Delphi	USEP3240

**APPLICATIONS
KITS**

Engine	Years	Application Description	USMW
OLDSMOBILE (CONT.)			
DELTA 88 (CONT.)			
3.8L V6 3800cc 231 CID	1986	Royale Brougham; Royale; VIN 3; 1.45 inch pump diameter; Except for Bosch, Carter, and Delphi	USEP3240
3.8L V6 3800cc 231 CID	1987-1989	Royale, Royale Brougham; 1.45 inch pump diameter; Except for Bosch, Carter, and Delphi	USEP3240
3.8L V6 3800cc 231 CID	1988	Royale Brougham; Royale; VIN C; 2 inch pump diameter; Harness Stamped CPB,CPC	USEP3222
3.8L V6 3800cc 231 CID	1988	VIN C; 1.45 inch pump diameter; Except for Bosch, Carter, and Delphi	USEP3240
3.8L V6 3800cc 231 CID	1989	Royale, Royale Brougham; 2 inch pump diameter; Harness Stamped CPL	USEP3222
3.8L V6 3800cc 231 CID	1990-1991	Royale, Royale Brougham; 2 inch pump diameter	USEP3222
5.7L V8 5735cc 350 CID	1984	In-Line	USEP8012SP
5.7L V8 5735cc 350 CID	1985	DIESEL; Royale Brougham LS; Royale; VIN N; External Pump	USEP3076
5.7L V8 5735cc 350 CID	1985	In-Line; Royale	USEP8012SP
FIRENZA			
1.8L L4 112 CID	1985	Base; Cruiser LX; Cruiser SX; GT; VIN 0	USEP3902
1.8L L4 112 CID	1986	Cruiser; LC; LX; S; VIN 0	USEP3902
2.0L L4 121 CID	1987	Cruiser; LC; LX; S; VIN 1	USEP3212
2.0L L4 121 CID	1988		USEP3212
2.0L L4 122 CID	1985	Base; Cruiser LX; Cruiser SX; GT; VIN P	USEP3902
2.0L L4 122 CID	1986	Cruiser; LC; LX; S; VIN P	USEP3902
2.0L L4 122 CID	1987	Cruiser; LC; LX; S; VIN K	USEP3902
2.0L L4 122 CID	1988		USEP3212
2.8L V6 173 CID	1985-1987	GT; VIN W; 1.45 inch pump diameter; Except for Bosch, Carter, and Delphi	USEP3240
2.8L V6 173 CID	1985	Base; Cruiser LX; Cruiser SX; 1.45 inch pump diameter; Except for Bosch, Carter, and Delphi	USEP3240
LSS			
3.8L V6 3800cc 231 CID	1996-1999	Naturally Aspirated; VIN K; DOUBLE INLET	USEP3290
3.8L V6 3800cc 231 CID	1996-1999	Naturally Aspirated; VIN K; SINGLE INLET	USEP3290A
3.8L V6 3800cc 231 CID	1996-1999	Supercharged; VIN 1	USEP3367
REGENCY			
3.8L V6 3800cc 231 CID	1997-1998	DOUBLE INLET	USEP3290
3.8L V6 3800cc 231 CID	1997-1998	SINGLE INLET	USEP3290A
SILHOUETTE			
3.1L V6 189 CID	1990-1994		USEP3902
3.4L V6 207 CID	1996	1.45 inch pump diameter; Except for Bosch, Carter, and Delphi	USEP3240
3.4L V6 207 CID	1998-2001		USEP3372
3.8L V6 3800cc 231 CID	1992-1995		USEP3265
TORONADO			
3.8L V6 3800cc 231 CID	1986	1.45 inch pump diameter; Except for Bosch, Carter, and Delphi	USEP3240
3.8L V6 3800cc 231 CID	1987	Brougham; 1.45 inch pump diameter; Except for Bosch, Carter, and Delphi	USEP3240
3.8L V6 3800cc 231 CID	1987	Trofeo; 1.45 inch pump diameter; Except for Bosch, Carter, and Delphi	USEP3240
3.8L V6 3800cc 231 CID	1988-1989	Base, Trofeo; 1.45 inch pump diameter; Except for Bosch, Carter, and Delphi	USEP3240
3.8L V6 3800cc 231 CID	1990	Trofeo	USEP3265
3.8L V6 3800cc 231 CID	1991-1992	Base, Trofeo	USEP3265
5.7L V8 5735cc 350 CID	1984-1985	Brougham; In-Line	USEP8012SP
5.7L V8 5735cc 350 CID	1985	Brougham; DIESEL; FI; Caliente; VIN N; External Pump	USEP3076
PEUGEOT			
206			
1.4L L4 1360cc 83 CID	2000-2008	Sold in Mexico	USEP12027
1.6L L4 1587cc 97 CID	2001-2008	Sold in Mexico	USEP12027

Engine	Years	Application Description	USMW
307			
2.0L L4 1997cc 122 CID	2003-2005	Sold in Mexico	USEP12027
2.0L L4 1997cc 122 CID	2006-2009	Sold in Mexico	USEP12224
405			
1.9L L4 1905cc	1989	DL; Mi 16; S; VIN 1; External Pump	USEP8260
1.9L L4 1905cc	1990-1991	DL; S; Mi 16; External Pump	USEP8260
1.9L L4 1905cc	1991	Mi 16; VIN D; External Pump	USEP8260
406			
2.0L L4 1998cc 122 CID	2000-2004	Sold in Mexico	USEP12027
2.0L L4 1998cc 122 CID	2005	Sold in Mexico	USEP12224
3.0L V6 2950cc 180 CID	2001	Sold in Mexico	USEP12224
3.0L V6 2950cc 180 CID	2002	Sold in Mexico	USEP12027
505			
2.0L L4 1971cc	1985-1986	GL; VIN 1, S; VIN 1; External Pump	USEP8150
2.0L L4 1971cc	1985-1986	Naturally Aspirated	USEP8149
2.0L L4 1971cc	1986	Naturally Aspirated; STI; Sedan; VIN 1	USEP8149
2.0L L4 1971cc	1986	Naturally Aspirated; STI; VIN 1; External Pump	USEP8150
2.0L L4 1971cc	1987	Liberte; Sedan; VIN 1, Liberte; VIN 1; Wagon	USEP8149
2.0L L4 1971cc	1987	Liberte; VIN 1; External Pump	USEP8150
2.2L L4 2155cc	1985	Sedan; Turbo; VIN 5	USEP8149
2.2L L4 2155cc	1985	Turbo; VIN 5; External Pump	USEP8149
2.2L L4 2155cc	1986-1989	Base; Sedan; VIN 7	USEP8149
2.2L L4 2155cc	1986-1989	Base; VIN 7; External Pump	USEP8149
2.2L L4 2155cc	1986-1989	Base; VIN 7; Wagon	USEP8149
2.2L L4 2155cc	1987-1988	S; Sedan; VIN 7	USEP8149
2.2L L4 2155cc	1987-1988	S; VIN 7; External Pump	USEP8149
2.2L L4 2155cc	1987-1988	S; VIN 7; Wagon	USEP8149
2.2L L4 2155cc	1989	SW8; VIN 7; External Pump	USEP8149
2.2L L4 2155cc	1989	SW8; VIN 7; Wagon	USEP8149
2.2L L4 2155cc	1991	SW8; VIN E; External Pump	USEP8149
2.2L L4 2155cc	1991	SW8; VIN E; Wagon	USEP8149
2.2L L4 2165cc	1987-1988	GLS; Sedan; VIN 8	USEP8149
2.2L L4 2165cc	1987-1988	GLS; VIN 8; External Pump	USEP8149
2.2L L4 2165cc	1987-1988	GLS; VIN 8; Wagon, STI; Sedan; VIN 8	USEP8149
2.2L L4 2165cc	1987-1988	Naturally Aspirated; STI; VIN 8; External Pump	USEP8149
2.2L L4 2165cc	1987	GL; Sedan; VIN 8	USEP8149
2.2L L4 2165cc	1987	GL; VIN 8; External Pump	USEP8149
2.2L L4 2165cc	1988-1989	DL; VIN 8; External Pump	USEP8149
2.2L L4 2165cc	1988	DL; Sedan; VIN 8	USEP8149
2.2L L4 2165cc	1988	DL; VIN 8; Wagon	USEP8149
2.2L L4 2165cc	1989	DL; S; VIN 8	USEP8149
2.2L L4 2165cc	1989	Naturally Aspirated; S; VIN 8, SW8; External Pump	USEP8149
2.2L L4 2165cc	1989	Naturally Aspirated; SW8; VIN 8; Wagon	USEP8149
2.8L V6 2849cc	1987-1989	Naturally Aspirated; STX; Sedan; VIN 9	USEP8149
2.8L V6 2849cc	1987-1989	Naturally Aspirated; STX; VIN 9; External Pump	USEP8149
2.8L V6 2849cc	1987	Naturally Aspirated; STI; Sedan; VIN 9	USEP8149
2.8L V6 2849cc	1987	Naturally Aspirated; STI; VIN 9; External Pump	USEP8149
2.8L V6 2849cc	1988	GLX; Sedan; VIN 9	USEP8149
2.8L V6 2849cc	1988	GLX; VIN 9; External Pump	USEP8149
2.8L V6 2849cc	1989	Naturally Aspirated; S; Sedan; VIN 9	USEP8149
2.8L V6 2849cc	1989	Naturally Aspirated; S; VIN 9; External Pump	USEP8149
607			
2.9L V6 2946cc 180 CID	2002-2006	Sold in Mexico	USEP12027
206 (MEX)			
1.4L L4 1360cc 83 CID	2000-2008		USEP12027
1.6L L4 1587cc 97 CID	2001-2008		USEP12027
306 (MEX)			
2.0L L4 1998cc 122 CID	2001-2002		USEP12027
307 (MEX)			
2.0L L4 1998cc 122 CID	2003-2005		USEP12027
2.0L L4 1998cc 122 CID	2006-2009		USEP12224

Engine	Years	Application Description	USMW
PEUGEOT (CONT.)			
406 (MEX)			
2.0L L4 1998cc 122 CID	2000-2004		USEP12027
2.0L L4 1998cc 122 CID	2005		USEP12224
3.0L V6 2946cc	2000-2001		USEP12224
3.0L V6 2950cc	2002-2004		USEP12027
3.0L V6 2950cc	2005		USEP12224
607 (MEX)			
3.0L V6 2950cc	2002-2006		USEP12027
GRAND RAID			
1.6L L4 1587cc 97 CID	2007	Sold in Mexico	USEP12027
GRAND RAID (MEX)			
1.6L L4 1587cc 97 CID	2007		USEP12027
PARTNER (MEX)			
1.6L L4 1584cc	2004		USEP12027
1.6L L4 1587cc 97 CID	2005-2008		USEP12027
PLYMOUTH			
ACCLAIM			
2.5L L4 2507cc 153 CID	1991	Base; LE; VIN K	USEP7041
2.5L L4 2507cc 153 CID	1992-1995		USEP7041
3.0L V6 2972cc 181 CID	1991	Base; LE; LX; Base; LE; LX; VIN 3	USEP7041
3.0L V6 2972cc 181 CID	1992-1995		USEP7041
3.0L V6 2972cc 181 CID	1993-1994	VIN 3	USEP7041
BREEZE			
2.0L L4 1996cc 122 CID	1998	ECB Desig.; VIN C	USEP7041
CARAVELLE			
2.2L L4 135 CID	1985	F; SE; VIN D	USEP7031
COLT			
1.5L L4 1468cc 90 CID	1988	DL; F; VIN P; 2 inch pump diameter	USEP3222
1.5L L4 1468cc 90 CID	1989-1990	Base; DL; GT; VIN X	USEP8023
1.5L L4 1468cc 90 CID	1989	E; F; VIN X	USEP8023
1.5L L4 1468cc 90 CID	1990	F; GL; VIN X	USEP8023
1.5L L4 1468cc 90 CID	1991-1993	Base; VIN A, GL	USEP8229
1.5L L4 1468cc 90 CID	1994	GL; VIN A	USEP8229
1.5L L4 1468cc 90 CID	1994	VIN A; Vista SE	USEP8229
1.6L L4 1597cc 98 CID	1985-1988	DL; Premier; VIN F; 2 inch pump diameter	USEP3222
1.6L L4 1597cc 98 CID	1987	F; Premier; VIN F; 2 inch pump diameter	USEP3222
1.6L L4 1597cc 98 CID	1989	F; GT; VIN Z	USEP8023
1.6L L4 1597cc 98 CID	1990	F; GT; VIN Y	USEP8023
1.8L L4 1754cc 107 CID	1989-1990	DL; F; VIN T; 2 inch pump diameter	USEP3222
1.8L L4 1834cc 112 CID	1992	Vista, Vista SE; VIN D	USEP8229
1.8L L4 1834cc 112 CID	1993-1994	Vista, GL; VIN C	USEP8229
1.8L L4 1834cc 112 CID	1993	Vista, Base; VIN C	USEP8229
1.8L L4 1834cc 112 CID	1994	VIN C; Vista SE	USEP8229
2.0L L4 1997cc 122 CID	1988	Vista; VIN D; 2 inch pump diameter	USEP3222
2.0L L4 1997cc 122 CID	1989	Vista; VIN V; 2 inch pump diameter	USEP3222
2.0L L4 1997cc 122 CID	1990	F; VIN V; Vista; 2 inch pump diameter	USEP3222
2.0L L4 1997cc 122 CID	1991	4WD; FWD; VIN V; Vista; 2 inch pump diameter	USEP3222
2.4L L4 2351cc	1992	Vista, Vista SE; VIN W	USEP8229
2.4L L4 2351cc	1993-1994	Base; Vista, Vista SE; VIN G	USEP8229
CONQUEST			
2.6L L4 2555cc 156 CID	1985-1986	VIN H, VIN N; External Pump	USEP8000
GRAND VOYAGER			
3.0L V6 2972cc 181 CID	1992-1993	Base, LE, SE; VIN 3	USEP7041
3.0L V6 2972cc 181 CID	1993	LE; VIN 3	USEP7041
3.0L V6 2972cc 181 CID	1997	Base; SE; VIN 3	USEP7041
3.3L V6 3301cc 201 CID	1991	FWD; LE, FWD; SE	USEP7041
3.3L V6 3301cc 201 CID	1992-1993	LE, SE, FWD; VIN R	USEP7041
3.3L V6 3301cc 201 CID	1993	FWD; LE; VIN R	USEP7041
3.8L V6 230 CID	1994	FWD; LE; VIN L	USEP7041
LASER			
1.8L L4 1755cc 107 CID	1990-1991	Base; VIN T	USEP8023
1.8L L4 1755cc 107 CID	1990	Naturally Aspirated; RS; VIN T	USEP8023
1.8L L4 1755cc 107 CID	1992	Base; VIN T	USEP8229
1.8L L4 1755cc 107 CID	1993-1994	Base; VIN B	USEP8229
2.0L L4 1997cc 122 CID	1990-1991	RS; VIN R, RS; VIN U	USEP8023

Engine	Years	Application Description	USMW
2.0L L4 1997cc 122 CID	1992	RS; VIN R; VIN U	USEP8229
2.0L L4 1997cc 122 CID	1993-1994	RS; VIN F	USEP8023
2.0L L4 1997cc 122 CID	1993	Naturally Aspirated; RS; VIN E; Exc. Calif	USEP8229
2.0L L4 1997cc 122 CID	1994	Naturally Aspirated; RS; VIN E	USEP8229
NEON			
2.0L L4 1996cc 122 CID	1996	Base; High Line; Sport ; Except for Bosch, Carter, and Delphi;	USEP7097
2.0L L4 1996cc 122 CID	1997	ECB Desig.; VIN C, ECC Desig.; VIN Y; Except for Bosch, Carter, and Delphi	USEP7097
2.0L L4 1996cc 122 CID	1998	ECB Desig.; Style; VIN C, ECC Desig.; High Line; VIN Y; Except for Bosch, Carter, and Delphi	USEP7097
2.0L L4 1996cc 122 CID	1999	High Line; Style; VIN C; Except for Bosch, Carter, and Delphi	USEP7097
RELIANT			
2.2L L4 135 CID	1985	Base; LE; SE; VIN D	USEP7031
2.2L L4 135 CID	1986	SE; VIN D	USEP7000
SUNDANCE			
2.2L L4 135 CID	1991-1992	America; High Line; VIN D	USEP7041
2.2L L4 135 CID	1993-1994	Base; VIN D	USEP7041
2.5L L4 2507cc 153 CID	1991	High Line; RS	USEP7041
2.5L L4 2507cc 153 CID	1992	Duster; VIN K	USEP7041
2.5L L4 2507cc 153 CID	1992	High Line; VIN K	USEP7041
2.5L L4 2507cc 153 CID	1993-1994	Base; Duster; VIN K	USEP7041
3.0L V6 2972cc 181 CID	1992-1994	Duster; Duster; VIN 3	USEP7041
VALIANT (MEX)			
3.7L V6 3700cc	1981		USEP8004
VALIANT DUSTER (MEX)			
3.7L V6 3700cc	1974-1976		USEP8004
VOLARE (MEX)			
3.7L V6 3700cc	1981		USEP8004
VOLARE K (MEX)			
2.2L L4 2200cc 134 CID	1982-1988		USEP3127
VOYAGER			
2.5L L4 2507cc 153 CID	1991-1993	Base, SE VIN K	USEP7041
2.5L L4 2507cc 153 CID	1991	LE, LX, LE; VIN K	USEP7041
3.0L V6 2972cc 181 CID	1991-1993	Base, LE, LX, SE, LE; LX; SE; VIN 3	USEP7041
3.3L V6 3301cc 201 CID	1991-1993	LE, SE, VIN R	USEP7041
3.3L V6 3301cc 201 CID	1993	LE; SE; VIN R	USEP7041
PONTIAC			
6000			
2.5L L4 2474cc 151 CID	1985	Base; LE; VIN R	USEP3901
2.5L L4 2474cc 151 CID	1986-1987	Base; LE; VIN R	USEP3902
2.5L L4 2474cc 151 CID	1988	Base; LE; VIN R; Harness Stamped APH	USEP3902
2.5L L4 2474cc 151 CID	1988	Base; LE; VIN R; Harness Stamped ARA	USEP3212
2.5L L4 2474cc 151 CID	1989	Base; VIN R	USEP3212
2.5L L4 2474cc 151 CID	1990-1991	LE; VIN R	USEP3212
2.8L V6 173 CID	1985	Base; LE; STE; VIN W; 1.45 inch pump diameter; Except for Bosch, Carter, and Delphi	USEP3240
2.8L V6 173 CID	1986-1988	Base; LE; SE; STE; VIN W; 1.45 inch pump diameter; Except for Bosch, Carter, and Delphi	USEP3240
2.8L V6 173 CID	1987-1988	Base; Wagon, LE; SE; 2 inch pump diameter	USEP3222
2.8L V6 173 CID	1987	Base; Coupe; VIN W; 1.45 inch pump diameter; Except for Bosch, Carter, and Delphi	USEP3240
2.8L V6 173 CID	1989	LE; Sedan; VIN W; 1.45 inch pump diameter; Except for Bosch, Carter, and Delphi	USEP3240
2.8L V6 173 CID	1989	LE; VIN W; Wagon; 2 inch pump diameter	USEP3222
2.8L V6 173 CID	1989	Sedan, Special Edition; VIN W; 1.45 inch pump diameter; Except for Bosch, Carter, and Delphi	USEP3240
2.8L V6 173 CID	1989	Special Edition; VIN W; Wagon; 2 inch pump diameter	USEP3222

**APPLICATIONS
KITS**

Engine	Years	Application Description	USMW
PONTIAC (CONT.)			
6000 (CONT.)			
3.1L V6 189 CID	1988	STE; Sedan; VIN T; 1.45 inch pump diameter; Except for Bosch, Carter, and Delphi	USEP3240
3.1L V6 189 CID	1989	FWD; Sedan; Touring; VIN T; 1.45 inch pump diameter; Except for Bosch, Carter, and Delphi	USEP3240
3.1L V6 189 CID	1990-1991	LE; Sedan; VIN T; 1.45 inch pump diameter; Except for Bosch, Carter, and Delphi	USEP3240
3.1L V6 189 CID	1990-1991	LE; VIN T; Wagon; 2 inch pump diameter	USEP3222
3.1L V6 189 CID	1990	AWD; Sedan; Special Edition; VIN T	USEP3210
3.1L V6 189 CID	1990	FWD; Sedan; Special Edition; VIN T; 1.45 inch pump diameter; Except for Bosch, Carter, and Delphi	USEP3240
3.1L V6 189 CID	1990	Special Edition; VIN T; Wagon; 2 inch pump diameter	USEP3222
3.1L V6 189 CID	1991	Sedan; Special Edition; VIN T; 1.45 inch pump diameter; Except for Bosch, Carter, and Delphi	USEP3240
4.3L V6 260 CID	1982-1985	In-Line	USEP8012SP
4.3L V6 260 CID	1985	Base; DIESEL; FI; DIESEL; FI; LE; VIN T; External Pump	USEP3076
4.3L V6 260 CID	1985	Base; In-Line	USEP8012SP
BONNEVILLE			
3.8L V6 3800cc 231 CID	1987	Base, LE; 1.45 inch pump diameter; Except for Bosch, Carter, and Delphi	USEP3240
3.8L V6 3800cc 231 CID	1988	LE; SE; SSE; VIN C; 2 inch pump diameter; Harness Stamped CPB,CPC	USEP3222
3.8L V6 3800cc 231 CID	1988	SSE; ; 1.45 inch pump diameter; Except for Bosch, Carter, and Delphi	USEP3240
3.8L V6 3800cc 231 CID	1989	1.45 inch pump diameter; Except for Bosch, Carter, and Delphi	USEP3240
3.8L V6 3800cc 231 CID	1990-1991	LE, SE, SSE; 2 inch pump diameter	USEP3222
3.8L V6 3800cc 231 CID	1992	Naturally Aspirated; SE; VIN L; 2 inch pump diameter	USEP3222
3.8L V6 3800cc 231 CID	1992	SSE; Supercharged; VIN 1	USEP3285
3.8L V6 3800cc 231 CID	1993	SSE; Supercharged; VIN 1, SSE; Supercharged; VIN 1, SE; VIN L	USEP3305
3.8L V6 3800cc 231 CID	1994	Naturally Aspirated; SE; VIN L; DOUBLE INLET; Harness Stamped CRC	USEP3290
3.8L V6 3800cc 231 CID	1994	Naturally Aspirated; SE; VIN L; Harness Stamped CRC; SINGLE INLET	USEP3290A
3.8L V6 3800cc 231 CID	1994	SSE; Supercharged; VIN 1, SE; VIN L	USEP3305
3.8L V6 3800cc 231 CID	1995-1999	Naturally Aspirated; SE; VIN K; DOUBLE INLET	USEP3290
3.8L V6 3800cc 231 CID	1995-1999	Naturally Aspirated; SE; VIN K; SINGLE INLET	USEP3290A
3.8L V6 3800cc 231 CID	1995	Sold in Mexico; 2 inch pump diameter	USEP3222
3.8L V6 3800cc 231 CID	1995	SSE; Supercharged; VIN 1	USEP3285
3.8L V6 3800cc 231 CID	1996-1999	SSE; Supercharged; VIN 1	USEP3367
3.8L V6 3800cc 231 CID	2000	Supercharged; VIN 1; To Chassis/VIN Y4120965	USEP3240R
4.3L V6 262 CID	1986	Base; Brougham; LE; VIN Z	USEP3211
FIERO			
2.5L L4 2474cc 151 CID	1985	Base; VIN R	USEP3902
2.5L L4 2474cc 151 CID	1985	SE; Sport; VIN R	USEP3902
2.5L L4 2474cc 151 CID	1986-1987	SE; Sport; VIN R; Value Leader	USEP3902
2.5L L4 2474cc 151 CID	1988	VIN R; Value Leader	USEP3902
2.8L V6 173 CID	1985-1987	GT; SE; VIN 9; 1.45 inch pump diameter; Except for Bosch, Carter, and Delphi	USEP3240
2.8L V6 173 CID	1985	Sport; VIN 9; 1.45 inch pump diameter; Except for Bosch, Carter, and Delphi	USEP3240
2.8L V6 173 CID	1988	GT; VIN 9; 1.45 inch pump diameter; Except for Bosch, Carter, and Delphi	USEP3240

Engine	Years	Application Description	USMW
2.8L V6 173 CID	1988	VIN 9; Value Leader; 1.45 inch pump diameter; Except for Bosch, Carter, and Delphi	USEP3240
FIREBIRD			
2.5L L4 2474cc 151 CID	1985	Base; FI; VIN 2	USEP3901
2.5L L4 2474cc 151 CID	1986	Base; FI; VIN 2	USEP3902
2.8L V6 173 CID	1985	FI; S/E; VIN S; 1.45 inch pump diameter; Except for Bosch, Carter, and Delphi	USEP3240
2.8L V6 173 CID	1986	FI; VIN S; 1.45 inch pump diameter; Except for Bosch, Carter, and Delphi	USEP3240
2.8L V6 173 CID	1987-1989	Base; VIN S; 1.45 inch pump diameter; Except for Bosch, Carter, and Delphi	USEP3240
3.1L V6 189 CID	1990-1992	Base; VIN T; 1.45 inch pump diameter; Except for Bosch, Carter, and Delphi	USEP3240
3.4L V6 207 CID	1993-1995	Base; VIN S	USEP3907
3.8L V6 3800cc 231 CID	1989	Trans Am GTA SE; VIN 7	USEP3210
3.8L V6 3800cc 231 CID	1995	Base; VIN K	USEP3907
5.0L V8 305 CID	1985-1987	FI; Trans Am; VIN F	USEP3210
5.0L V8 305 CID	1986	CARB; Trans Am; VIN G	USEP3903
5.0L V8 305 CID	1987	Base; FI; VIN F	USEP3210
5.0L V8 305 CID	1988	Base; VIN F; Trans Am; VIN E	USEP3902
5.0L V8 305 CID	1988	Trans Am; VIN F; Base; VIN E	USEP3902
5.0L V8 305 CID	1989	Formula; Trans Am GTA; Trans Am; Base; VIN E; Formula; VIN E; Trans Am; VIN E	USEP3902
5.0L V8 305 CID	1990-1992	Formula; Trans Am GTA; Trans Am; Base; VIN E; Formula; VIN E	USEP3902
5.7L V8 5735cc 350 CID	1987	Base; Trans Am; VIN 8	USEP3210
5.7L V8 5735cc 350 CID	1988	Trans Am; VIN 8	USEP3210
5.7L V8 5735cc 350 CID	1989-1992	Formula; Trans Am GTA; Trans Am; VIN 8	USEP3210
5.7L V8 5735cc 350 CID	1993	Trans Am; VIN P	USEP3908
5.7L V8 5735cc 350 CID	1994-1995	Formula; Trans Am; VIN P	USEP3908
5.7L V8 5735cc 350 CID	1994	Trans Am GT; VIN P	USEP3908
5.7L V8 5735cc 350 CID	1995	Sold in Mexico	USEP3908
5.7L V8 5735cc 350 CID	1998	Formula; Trans Am; VIN G	USEP3961
GRAND AM			
2.0L L4 122 CID	1987-1988	LE; SE; VIN M; 1.45 inch pump diameter; Except for Bosch, Carter, and Delphi	USEP3240
2.0L L4 122 CID	1989	1.45 inch pump diameter	USEP3240
2.0L L4 122 CID	1989	SE; VIN M; 1.45 inch pump diameter; Except for Bosch, Carter, and Delphi	USEP3240
2.2L L4 2198cc 134 CID	2002-2003	L61 Desig.; VIN F; Except for Bosch, Carter, and Delphi	USEP3507
2.2L L4 2198cc 134 CID	2004-2005	L61 Desig.; SE; VIN F; Except for Bosch, Carter, and Delphi	USEP3507
2.3L L4 138 CID	1988-1989	Naturally Aspirated; SE; VIN D; 1.45 inch pump diameter; Except for Bosch, Carter, and Delphi	USEP3240
2.3L L4 138 CID	1988	Base; LE; VIN D; 1.45 inch pump diameter; Except for Bosch, Carter, and Delphi	USEP3240
2.3L L4 138 CID	1990-1991	1.45 inch pump diameter	USEP3240
2.3L L4 138 CID	1992	GT; SE; VIN 3	USEP3313
2.3L L4 140 CID	1989	Naturally Aspirated; SE; VIN A; 1.45 inch pump diameter; Except for Bosch, Carter, and Delphi	USEP3240
2.3L L4 140 CID	1990-1991	1.45 inch pump diameter	USEP3240
2.3L L4 140 CID	1991	LE; VIN A	USEP3285
2.3L L4 140 CID	1992	GT; VIN A	USEP3313
2.4L L4 2392cc 146 CID	2000-2001	VIN T; Except for Bosch, Carter, and Delphi	USEP3507
2.5L L4 2474cc 151 CID	1985-1986	Base; LE; VIN U	USEP3902
2.5L L4 2474cc 151 CID	1987	Base; LE; SE; VIN U	USEP3902
2.5L L4 2474cc 151 CID	1988-1991	LE; VIN U	USEP3212
2.5L L4 2474cc 151 CID	1988	Base; VIN U	USEP3212
2.5L L4 2474cc 151 CID	1991	VIN U; Value Leader	USEP3212
3.0L V6 181 CID	1985	Base; LE; 1.45 inch pump diameter; Except for Bosch, Carter, and Delphi	USEP3240
3.0L V6 181 CID	1986	Base; LE; SE; 1.45 inch pump diameter; Except for Bosch, Carter, and Delphi	USEP3240

Engine	Years	Application Description	USMW
PONTIAC (CONT.)			
GRAND AM (CONT.)			
3.0L V6 181 CID	1987	Base; LE; SE; VIN L; 1.45 inch pump diameter; Except for Bosch, Carter, and Delphi	USEP3240
3.3L V6 204 CID	1992-1993	GT; SE; VIN N	USEP3313
3.4L V6 207 CID	2000-2003	VIN E; Except for Bosch, Carter, and Delphi	USEP3507
3.4L V6 207 CID	2004	SE2; VIN E; Except for Bosch, Carter, and Delphi	USEP3507
3.4L V6 207 CID	2005	GT; GT1; SE; VIN E; Except for Bosch, Carter, and Delphi	USEP3507
3.4L V6 3350cc 204 CID	2001-2004	Sold in Mexico	USEP12016
GRAND PRIX			
2.3L L4 138 CID	1990	LE; VIN D; 1.45 inch pump diameter; Except for Bosch, Carter, and Delphi; Prom Stamped WEC,WER	USEP3240
2.3L L4 138 CID	1990	LE; VIN D; Prom Stamped WEM	USEP3265
2.3L L4 138 CID	1991	LE; SE; VIN D	USEP3265
2.8L V6 173 CID	1988	1.45 inch pump diameter; Except for Bosch, Carter, and Delphi	USEP3240
2.8L V6 173 CID	1988	Base, LE, SE; Prom Stamped WEC	USEP3265
2.8L V6 173 CID	1989	Base; LE; SE; VIN W	USEP3265
2.8L V6 173 CID	1989	Base; LE; SE; VIN W; 1.45 inch pump diameter; Except for Bosch, Carter, and Delphi	USEP3240
3.1L V6 189 CID	1989-1990	LE; SE; VIN T; Prom Stamped WEM	USEP3265
3.1L V6 189 CID	1989	Base; LE; SE; VIN T; 1.45 inch pump diameter; Except for Bosch, Carter, and Delphi; Prom Stamped WEL,WER	USEP3240
3.1L V6 189 CID	1989	Base; VIN T; Prom Stamped WEM	USEP3265
3.1L V6 189 CID	1989	SE; VIN V	USEP3210
3.1L V6 189 CID	1990	LE; SE; STE; VIN T; 1.45 inch pump diameter; Except for Bosch, Carter, and Delphi; Prom Stamped WEC,WER	USEP3240
3.1L V6 189 CID	1990	Mclaren; VIN V, STE; Prom Stamped WEG	USEP3210
3.1L V6 189 CID	1990	Mclaren; VIN V; Prom Stamped WEK,WAA	USEP3265
3.1L V6 189 CID	1990	Naturally Aspirated; STE; VIN T; Prom Stamped WEM	USEP3265
3.1L V6 189 CID	1990	STE; VIN V; Prom Stamped WEK,WAA	USEP3265
3.1L V6 189 CID	1991-1993	GT; LE; STE; VIN T	USEP3265
3.1L V6 189 CID	1994	VIN M	USEP3265
3.1L V6 189 CID	1995-1996	SE; VIN M	USEP3265
3.1L V6 189 CID	1996	Base; VIN M	USEP3265
3.4L V6 207 CID	1991	GT, SE, STE; 1.45 inch pump diameter	USEP3240
3.4L V6 207 CID	1992-1993	GT, GTP, LE, SE, STE; 1.45 inch pump diameter	USEP3240
3.4L V6 207 CID	1994	SE; 1.45 inch pump diameter	USEP3240
3.4L V6 207 CID	1994	GT, GTP; 1.45 inch pump diameter	USEP3265
3.4L V6 207 CID	1995-1996	GT, GTP; 1.45 inch pump diameter	USEP3240
4.3L V6 262 CID	1986	Base; Brougham; LE; VIN Z	USEP3901
4.3L V6 262 CID	1987	Base; Brougham; LE; VIN Z	USEP3902
J2000 SUNBIRD			
1.8L L4 112 CID	1984	1.45 inch pump diameter	USEP3240
1.8L L4 112 CID	1985	Base; LE; SE; VIN J; 1.45 inch pump diameter; Except for Bosch, Carter, and Delphi	USEP3240
1.8L L4 112 CID	1985	Base; LE; VIN O	USEP3567
2.0L L4 122 CID	1985	Base; LE; VIN P	USEP3567
LEMANS			
1.6L L4 1588cc 98 CID	1988-1993	SE, Value Leader	USEP3567
1.6L L4 1588cc 98 CID	1988	Aerocoupe, Aerocoupe YL	USEP3567
1.6L L4 1588cc 98 CID	1989-1990		USEP3567
1.6L L4 1588cc 98 CID	1991-1992	LE, Value Leader	USEP3567
2.0L L4 122 CID	1989-1990		USEP3567
2.0L L4 122 CID	1989	LE; SE; VIN K	USEP3567

Engine	Years	Application Description	USMW
MATIZ			
1.0L L4 995cc 61 CID	2004-2009	Sold in Mexico	USEP12020
MATIZ (MEX)			
1.0L L4 987cc 60 CID	2004-2009		USEP12020
MONTANA			
3.4L V6 207 CID	1999-2000		USEP3372
3.4L V6 207 CID	2001	w/ 120.0 In. Wheelbase, w/ 120.0 In. Wheelbase	USEP3372
PARISIENNE			
4.3L V6 262 CID	1985	Base; FI; Brougham; FI; VIN Z	USEP3902
4.3L V6 262 CID	1986	FI; VIN Z	USEP3902
5.7L V8 5735cc 350 CID	1984	In-Line	USEP8012SP
5.7L V8 5735cc 350 CID	1985	Base; DIESEL; FI; Brougham; DIESEL; FI; VIN N; External Pump	USEP3076
SUNBIRD			
1.8L L4 112 CID	1986	GT; SE; VIN O	USEP3902
1.8L L4 112 CID	1986	GT; SE; 1.45 inch pump diameter; Except for Bosch, Carter, and Delphi	USEP3240
2.0L L4 122 CID	1986	Naturally Aspirated; SE; VIN P	USEP3902
2.0L L4 122 CID	1987	Base; GT; SE; VIN K	USEP3902
2.0L L4 122 CID	1987	GT; SE; VIN M; 1.45 inch pump diameter; Except for Bosch, Carter, and Delphi	USEP3240
2.0L L4 122 CID	1988	Base, GT, SE; 1.45 inch pump diameter	USEP3240
2.0L L4 122 CID	1988	Base; VIN K	USEP3212
2.0L L4 122 CID	1988	GT; SE; VIN K	USEP3265
2.0L L4 122 CID	1989-1990	1.45 inch pump diameter	USEP3240
2.0L L4 122 CID	1989-1990	GT; SE; VIN K,	USEP3212
2.0L L4 122 CID	1989	GT; SE; VIN M	USEP3265
2.0L L4 122 CID	1990	GT; VIN M	USEP3265
2.0L L4 122 CID	1990	LE; VIN M	USEP3265
2.0L L4 122 CID	1991	LE; SE; Value Leader	USEP3212
2.0L L4 122 CID	1992-1993	LE Value Leader; SE; VIN H	USEP3313
3.1L V6 189 CID	1991	GT; LE; SE; VIN T	USEP3265
3.1L V6 189 CID	1992	GT; SE; VIN T	USEP3313
SUNFIRE			
2.2L L4 2190cc 134 CID	1995	SE; VIN 4	USEP3240R
2.2L L4 2190cc 134 CID	2000	VIN 4; Except for Bosch, Carter, and Delphi; Plastic Fuel Tank	USEP3507
2.2L L4 2190cc 134 CID	2001-2002	VIN 4; Except for Bosch, Carter, and Delphi	USEP3507
2.2L L4 2198cc 134 CID	2002	L61 Desig.; VIN F; Except for Bosch, Carter, and Delphi	USEP3507
2.2L L4 2198cc 134 CID	2003-2005	Except for Bosch, Carter, and Delphi	USEP3507
2.2L L4 2198cc 134 CID	2004	Sold in Mexico; Except for Bosch, Carter, and Delphi	USEP3507
2.2L L4 2200cc 134 CID	2002	Sold in Mexico; Except for Bosch, Carter, and Delphi	USEP3507
2.4L L4 2392cc 146 CID	2000	Sold in Mexico; Except for Bosch, Carter, and Delphi	USEP3507
2.4L L4 2392cc 146 CID	2000	VIN T; Except for Bosch, Carter, and Delphi; Plastic Fuel Tank	USEP3507
2.4L L4 2392cc 146 CID	2001	Sold in Mexico	USEP12016
2.4L L4 2392cc 146 CID	2001	Sold in Mexico, VIN T; Except for Bosch, Carter, and Delphi	USEP3507
2.4L L4 2392cc 146 CID	2002	VIN T; Except for Bosch, Carter, and Delphi	USEP3507
TRANS SPORT			
3.1L V6 189 CID	1990-1995		USEP3902
3.4L V6 207 CID	1996	1.45 inch pump diameter; Except for Bosch, Carter, and Delphi	USEP3240
3.4L V6 207 CID	1998	Base, Montana, Base, Montana	USEP3372
3.8L V6 3800cc 231 CID	1992-1995		USEP3265
VIBE			
1.8L L4 1794cc	2003-2006	1ZZFE Desig.; Base; VIN 8	USEP8213
1.8L L4 1794cc	2005	1ZZFE Desig.; AWD; Base; VIN 8	USEP8213
1.8L L4 1795cc	2003-2006	2ZZGE Desig.; GT; VIN L	USEP8213

**APPLICATIONS
KITS**

Engine	Years	Application Description	USMW
RENAULT			
ALLIANCE			
1.4L L4 1397cc 85 CID	1983-1984		USEP7006A
1.4L L4 1397cc 85 CID	1983	MT	USEP7006A
1.4L L4 1397cc 85 CID	1985	Base; DL; L; VIN D	USEP7010
1.4L L4 1397cc 85 CID	1985	Base; VIN E	USEP7010
1.4L L4 1397cc 85 CID	1986-1987	Base; DL; L; VIN D; Digital Instrument Cluster; Except for Bosch, Carter, and Delphi	USEP7001
1.4L L4 1397cc 85 CID	1986	Base; DL; L; VIN D; Exc.Digital Instrument Cluster	USEP7010
1.4L L4 1397cc 85 CID	1986	Base; VIN E; Digital Instrument Cluster; Except for Bosch, Carter, and Delphi	USEP7001
1.4L L4 1397cc 85 CID	1986	Base; VIN E; Exc.Digital Instrument Cluster	USEP7010
1.4L L4 1397cc 85 CID	1987	Base; DL; L; VIN D; Exc.Digital Instrument Cluster; Except for Bosch, Carter, and Delphi	USEP7001
1.7L L4 105 CID	1985	DL; L; Limited; VIN A	USEP7010
1.7L L4 105 CID	1986-1987	Base; DL; L; VIN A; Digital Instrument Cluster; Except for Bosch, Carter, and Delphi	USEP7001
1.7L L4 105 CID	1986	Base; DL; L; VIN A; Exc.Digital Instrument Cluster	USEP7010
1.7L L4 105 CID	1987	Base; DL; VIN A; Exc.Digital Instrument Cluster; Except for Bosch, Carter, and Delphi	USEP7001
1.7L L4 105 CID	1987	GS; VIN A; Except for Bosch, Carter, and Delphi	USEP7001
1.7L L4 105 CID	1987	L; VIN A; Exc.Digital Instrument Cluster; Except for Bosch, Carter, and Delphi	USEP7001
2.0L L4 1965cc 120 CID	1987	F3R Desig.; GTA; VIN V; Except for Bosch, Carter, and Delphi	USEP7001
ALLIANCE (MEX)			
1.4L L4 1397cc 85 CID	1986		USEP7010
CLIO			
1.6L L4 1598cc 98 CID	2002-2009	Sold in Mexico	USEP12027
2.0L L4 1998cc 122 CID	2004	Sold in Mexico	USEP12027
CLIO (MEX)			
1.6L L4 1598cc 98 CID	2003-2009		USEP12027
1.6L L4 1600cc 98 CID	2001-2002		USEP12027
CLIO SPORT (MEX)			
2.0L L4 1998cc 122 CID	2003-2006		USEP12027
2.0L L4 2000cc 122 CID	2001-2002		USEP12027
ENCORE			
1.4L L4 1397cc 85 CID	1984		USEP7006A
1.4L L4 1397cc 85 CID	1985-1986	LS; S; VIN D	USEP7010
1.4L L4 1397cc 85 CID	1985	Base; VIN D	USEP7010
1.4L L4 1397cc 85 CID	1985	Base; VIN E	USEP7010
1.7L L4 105 CID	1985	GS; LS; S; VIN A	USEP7010
1.7L L4 105 CID	1986	GS; LS; S; VIN A,	USEP7010
ENCORE (MEX)			
1.4L L4 1397cc 85 CID	1986		USEP7010
FUEGO			
2.2L L4 2152cc 131 CID	1985	External Pump	USEP7334
KANGOO (MEX)			
1.6L L4 1598cc 98 CID	2004-2006		USEP12027
1.6L L4 1598cc 98 CID	2007-2009	Sold in Mexico	USEP12027
MEGANE (MEX)			
2.0L L4 1998cc 122 CID	2003		USEP12026
2.0L L4 2000cc 122 CID	2001-2002		USEP12026
R10 (MEX)			
1.1L L4 1100cc	1966		USEP8012SP
R12			
1.6L L4 1647cc 100 CID	1980	Sold in Mexico; TS	USEP7333
R12 TS (MEX)			
1.6L L4 1600cc 98 CID	1980		USEP7333

Engine	Years	Application Description	USMW
R18 (MEX)			
1.6L L4 1600cc 98 CID	1980-1985		USEP7333
2.0L L4 1995cc 122 CID	1984-1986		USEP7001
R18I			
2.2L L4 2152cc 131 CID	1985-1986	External Pump	USEP7334
R4L (MEX)			
0.8L L4 845cc	1965-1969		USEP8012SP
R8S (MEX)			
1.1L L4 1100cc	1965-1968		USEP8012SP
1.1L L4 1100cc	1969		USEP8016SP
SCENIC (MEX)			
2.0L L4 1998cc 122 CID	2003-2004		USEP12026
2.0L L4 2000cc 122 CID	2001-2002		USEP12026
SAAB			
900			
2.0L L4 1985cc 121 CID	1981-1984	FJ; GAS	USEP8061
2.0L L4 1985cc 121 CID	1985-1986	Base; S; VIN J	USEP8778
2.0L L4 1985cc 121 CID	1985-1986	Base; S; VIN J; External Pump	USEP8061
2.0L L4 1985cc 121 CID	1985	B202L Desig.; Turbo; VIN L	USEP8778
2.0L L4 1985cc 121 CID	1985	B202L Desig.; Turbo; VIN L; External Pump	USEP8099
2.0L L4 1985cc 121 CID	1986-1989	S; SPG; VIN D; VIN L	USEP8778
2.0L L4 1985cc 121 CID	1986	S; SPG; VIN L; VIN D; External Pump	USEP8099
2.0L L4 1985cc 121 CID	1987-1988	Base; S; SPG; VIN D; VIN L	USEP8778
2.0L L4 1985cc 121 CID	1987	Base; S; VIN D; SPG; VIN L; External Pump	USEP8096
2.0L L4 1985cc 121 CID	1988	B202L Desig.; SPG; VIN L; External Pump	USEP8060
2.0L L4 1985cc 121 CID	1988	Base; S; VIN D; External Pump	USEP8096
2.0L L4 1985cc 121 CID	1989	B202I Desig.; Base; VIN D	USEP8778
2.0L L4 1985cc 121 CID	1989	B202I Desig.; Base; VIN D; External Pump	USEP8096
2.0L L4 1985cc 121 CID	1989	S; SPG; VIN L; VIN D; External Pump	USEP8096
2.0L L4 1985cc 121 CID	1990-1993	In-Tank	USEP8077
2.0L L4 1985cc 121 CID	1994-1998	B204L Desig.; SE Turbo; VIN N	USEP8077
2.0L L4 1985cc 121 CID	1994	Turbo; Turbo Commemorative Edition; VIN L; VIN T	USEP8077
2.0L L4 1985cc 121 CID	1998	B204L Desig.; S Turbo; VIN N	USEP8077
2.1L L4 2119cc	1991-1993	In-Tank	USEP8077
2.1L L4 2119cc	1994	B212I Desig.; S; VIN E	USEP8077
2.3L L4 2290cc 140 CID	1994-1998	B234I Desig.; S; VIN B	USEP8077
2.5L V6 2498cc	1994-1997	B258I Desig.; SE; VIN V	USEP8077
9000			
2.0L L4 1985cc 121 CID	1986	External Pump	USEP8099
2.0L L4 1985cc 121 CID	1987	B202L Desig.; Turbo; VIN L; External Pump	USEP8096
2.0L L4 1985cc 121 CID	1988	B202L Desig.; Turbo; VIN L; External Pump; To Chassis/VIN J1026229	USEP8096
2.0L L4 1985cc 121 CID	1988	B202L Desig.; Turbo; VIN L; From Chassis/VIN J1026230	USEP8077
2.0L L4 1985cc 121 CID	1989	S; Base; CD; VIN L	USEP8077
2.3L L4 2290cc 140 CID	1993-1994	CDE; CS; CSE; VIN B	USEP8077
2.3L L4 2290cc 140 CID	1993	Aero; CD Turbo, CDE Turbo, CS Turbo, CSE Turbo	USEP8077
2.3L L4 2290cc 140 CID	1993	B234I Desig.; CD; VIN B	USEP8077
2.3L L4 2290cc 140 CID	1994-1995	Aero; CSE Turbo; VIN M; VIN R	USEP8077
2.3L L4 2290cc 140 CID	1995	B234E Desig.; CS; VIN U	USEP8077
2.3L L4 2290cc 140 CID	1996-1997	Aero; CS; CSE Turbo; VIN M	USEP8077
2.3L L4 2290cc 140 CID	1998	B234L Desig.; B234R Desig.; VIN R	USEP8077
3.0L V6 2961cc 181 CID	1995	B308I Desig.; CSE; CDE; VIN W	USEP8077
3.0L V6 2961cc 181 CID	1996-1997	B308I Desig.; CSE; VIN W	USEP8077
3-SEP			
2.3L L4 2290cc 140 CID	1999	B235E Desig.	USEP8077
2.3L L4 2290cc 140 CID	2000	2.3i; B235E Desig.; VIN E, Aero; B235R Desig.	USEP8077
3.0L V6 2961cc 181 CID	1999	B308E Desig.	USEP8077
3.0L V6 2961cc 181 CID	2000	B308E Desig.; SE; VIN Z	USEP8077
SATURN			
SC			
1.9L L4 116 CID	1991-1992		USEP3910
SC1			
1.9L L4 116 CID	1993-1996		USEP3910

Engine	Years	Application Description	USMW
SATURN (CONT.)			
SC1 (CONT.)			
1.9L L4 116 CID	1997		USEP3545
SC2			
1.9L L4 116 CID	1993-1996		USEP3910
1.9L L4 116 CID	1997		USEP3545
SL1			
1.9L L4 116 CID	1991-1996		USEP3910
1.9L L4 116 CID	1997		USEP3545
SL2			
1.9L L4 116 CID	1991-1996		USEP3910
1.9L L4 116 CID	1997		USEP3545
SW1			
1.9L L4 116 CID	1993-1996		USEP3910
1.9L L4 116 CID	1997		USEP3545
SW2			
1.9L L4 116 CID	1993-1996		USEP3910
1.9L L4 116 CID	1997		USEP3545
SCION			
TC			
2.4L L4 2398cc	2005-2009		USEP8404
2.4L L4 2398cc	2007-2008	Base, Spec	USEP8404
XA			
1.5L L4 1497cc	2004-2006	Base	USEP8213
XB			
1.5L L4 1497cc	2004-2006	Base	USEP8213
SEAT			
ALHAMBRA (MEX)			
1.8L L4 1781cc 109 CID	2005		USEP12024
1.8L L4 1798cc 110 CID	2003		USEP12024
2.8L V6 2792cc 170 CID	2002-2005		USEP12024
ALTEA (MEX)			
2.0L L4 1984cc 121 CID	2006-2008		USEP12024
CORDOBA (MEX)			
1.6L L4 1600cc 98 CID	2004-2008		USEP12024
2.0L L4 1984cc 121 CID	2006-2008		USEP12024
IBIZA (MEX)			
1.6L L4 1600cc 98 CID	2004-2008		USEP12024
1.8L L4 1781cc 109 CID	2006-2008		USEP12024
1.8L L4 1798cc 110 CID	2005		USEP12024
2.0L L4 1984cc 121 CID	2007-2008		USEP12024
LEON (MEX)			
1.8L L4 1781cc 109 CID	2006	Sold in Mexico	USEP12024
2.0L L4 1998cc 122 CID	2008	Sold in Mexico	USEP12024
2.0L L4 2000cc 122 CID	2006-2007	Sold in Mexico	USEP12024
TOLEDO (MEX)			
1.8L L4 1781cc 109 CID	2001-2004	Sold in Mexico	USEP12024
1.8L L4 1798cc 110 CID	2004	Sold in Mexico	USEP12024
2.0L L4 1984cc 121 CID	2006	Sold in Mexico	USEP12024
STERLING			
825			
2.5L V6 2494cc	1987-1988		USEP8023
827			
2.7L V6 2675cc	1989	VIN J	USEP8023
2.7L V6 2675cc	1990-1991		USEP8023
SUBARU			
BRAT			
1.8L H4 1781cc	1985-1987	External Pump	USEP8095
DL			
1.8L H4 1781cc	1985-1986	VIN 4, VIN 5; External Pump	USEP8016S
1.8L H4 1781cc	1987	CARB; VIN 5, F; VIN 4; External Pump	USEP8059
1.8L H4 1781cc	1988-1989	VIN 4, VIN 5; External Pump	USEP8059
FORESTER			
2.5L H4 2458cc	1998	Base, L, S	USEP8229
2.5L H4 2458cc	1999-2002		USEP8229

Engine	Years	Application Description	USMW
2.5L H4 2458cc	2003	X, XS	USEP8335
2.5L H4 2458cc	2004	EJ251 Desig.; X, EJ251 Desig.; XS, EJ255 Desig.; XT	USEP8450
2.5L H4 2458cc	2005	EJ253 Desig.; X, EJ253 Desig.; XS L.L. Bean Edition, EJ255 Desig.; XT Premium	USEP8450
2.5L H4 2458cc	2006-2008	EJ253 Desig.; X, EJ253 Desig.; X L.L. Bean Edition, EJ255 Desig.; XT Limited	USEP8450
2.5L H4 2458cc	2008	EJ253 Desig.; Sports 2.5 X	USEP8335
2.5L H4 2458cc	2008	EJ253 Desig.; X, EJ253 Desig.; X L.L. Bean Edition; Federal	USEP8335
2.5L H4 2458cc	2008	EJ255 Desig.; Sports 2.5 XT; Turbocharged	USEP8450
GL			
1.6L H4 1595cc	1986	Base; CARB; VIN 2; External Pump	USEP8095
1.6L H4 1595cc	1987	CARB; VIN 2; External Pump	USEP8095
1.8L H4 1781cc	1985-1986	Base; VIN 5; External Pump	USEP8312
1.8L H4 1781cc	1985	FI; Turbo; VIN 7; External Pump	USEP8312
1.8L H4 1781cc	1986	Base; VIN 4; VIN 5; External Pump	USEP8095
1.8L H4 1781cc	1987	FI; VIN 4; CARB; VIN 5; External Pump	USEP8095
1.8L H4 1781cc	1988-1989	Base; VIN 4; VIN 5; CARB; External Pump	USEP8095
GL-10			
1.8L H4 1781cc	1985-1989	Turbo	USEP8312
1.8L H4 1781cc	1985	External Pump	USEP8059
1.8L H4 1781cc	1986-1989	Base; VIN 4; External Pump	USEP8059
IMPREZA			
1.8L H4 1781cc	1993-1994	Base, FWD; L, AWD; L	USEP8235
1.8L H4 1781cc	1993	FWD; LS, AWD; LS	USEP8235
1.8L H4 1781cc	1994	LS	USEP8235
1.8L H4 1781cc	1995	AWD; L; VIN 2	USEP8235
1.8L H4 1781cc	1995	Base; Outback; VIN 2	USEP8235
1.8L H4 1781cc	1996	AWD; L; VIN 1	USEP8235
1.8L H4 1781cc	1996	AWD; L; VIN 2, Brighton; VIN 2	USEP8235
1.8L H4 1781cc	1997	Brighton; VIN 2	USEP8235
2.0L H4 1994cc	2002-2005	EJ205 Desig.; WRX	USEP8450
2.2L H4 2212cc	1995	L; LX; VIN 6	USEP8229
2.2L H4 2212cc	1996	L; LX; Outback	USEP8229
2.2L H4 2212cc	1998	EJ22EZ Desig.; L; Outback; VIN 4	USEP8229
2.2L H4 2212cc	1999-2001	EJ222 Desig.; L; Outback; VIN 4	USEP8229
2.2L H4 2212cc	1999	EJ223 Desig.; L, EJ223 Desig.; Outback	USEP8229
2.5L H4 2458cc	1998	EJ25D Desig.; RS; VIN 6	USEP8229
2.5L H4 2458cc	1999	EJ253 Desig.; RS	USEP8229
2.5L H4 2458cc	2000	EJ251 Desig.; RS; VIN 6	USEP8229
2.5L H4 2458cc	2001	EJ251 Desig.; RS	USEP8229
2.5L H4 2458cc	2002-2003	EJ251 Desig.; Outback, EJ251 Desig.; RS, EJ251 Desig.; TS	USEP8335
2.5L H4 2458cc	2004	EJ251 Desig.; Outback, EJ251 Desig.; RS, EJ251 Desig.; TS, EJ257 Desig.; WRX STI	USEP8450
2.5L H4 2458cc	2005	EJ253 Desig.; Outback Sport, EJ253 Desig.; RS	USEP8229
2.5L H4 2458cc	2005	EJ257 Desig.; WRX STI	USEP8450
2.5L H4 2458cc	2006-2007	2.5i; EJ253 Desig.; Outback Sport, EJ255 Desig.; WRX, WRX Limited, WRX TR, EJ257 Desig.; WRX STI	USEP8450
2.5L H4 2458cc	2007	EJ257 Desig.; WRX STI Limited	USEP8450
JUSTY			
1.2L L3 1189cc	1987	DL, GL; External Pump	USEP8016S
1.2L L3 1189cc	1988	DL; VIN 7, GL; VIN 8, External Pump	USEP8016S
1.2L L3 1189cc	1989	DL; VIN 7, GL; RS, VIN 8, RS; External Pump	USEP8192
1.2L L3 1189cc	1990	DL; VIN 7, GL; VIN 8; External Pump	USEP8192
1.2L L3 1189cc	1990	FI; GL; VIN 7, FI; GL; VIN 8	USEP8229
1.2L L3 1189cc	1991	CARB; VIN 8; External Pump	USEP8192
1.2L L3 1189cc	1991	FI; VIN 7, FI; VIN 8	USEP8229
1.2L L3 1189cc	1992-1993	VIN 7, VIN 8	USEP8229
1.2L L3 1189cc	1994	DL; VIN 7, GL; VIN 8	USEP8229
LEGACY			
2.2L H4 2212cc	1990-1995	Base, L	USEP8235
2.2L H4 2212cc	1990	LS, L	USEP8235

**APPLICATIONS
KITS**

Engine	Years	Application Description	USMW
SUBARU (CONT.)			
LEGACY (CONT.)			
2.2L H4 2212cc	1991	L; LS; Sport;	USEP8235
2.2L H4 2212cc	1991	Sport; Turbocharged	USEP8235
2.2L H4 2212cc	1992-1994	L; LS; LS; Sport; Turbocharged	USEP8235
2.2L H4 2212cc	1993	FWD; L; LS; Lsi; sport; Turbocharged	USEP8235
2.2L H4 2212cc	1994	Alpine Sport; GT; Outdoor, Sun Sport, Touring	USEP8235
2.2L H4 2212cc	1995	Brighton, LS, LS; Outback, Postal	USEP8235
2.2L H4 2212cc	1996	Brighton; L; LS; Outback; Postal; VIN 4	USEP8235
2.2L H4 2212cc	1996	L; VIN 4; (From 01/96)	USEP8235
2.2L H4 2212cc	1999	EJ22E Desig.; GT; VIN 4	USEP8229
2.5L H4 2458cc	1996-1997	GT; LS; VIN 6	USEP8235
2.5L H4 2458cc	1997	Outback Limited; VIN 6	USEP8235
2.5L H4 2458cc	1998	GT Limited; VIN 6	USEP8235
2.5L H4 2458cc	1998	GT; Outback; VIN 6	USEP8235
2.5L H4 2458cc	1999	EJ25D Desig.; Outback Limited, SUS 30th Anniversary	USEP8229
LEGACY AWD (MEX)			
2.0L H4 1987cc	2008-2009		USEP8513
LOYALE			
1.8L H4 1781cc	1990	Base; RS; RS Turbo; Turbo; VIN 4; VIN 5; External Pump	USEP8312
1.8L H4 1781cc	1991-1993	VIN 4, VIN 5; External Pump	USEP8059
1.8L H4 1781cc	1994	External Pump	USEP8059
OUTBACK			
3.0L H6 3000cc 183CID	2004	EZ30D Desig.; H6 VDC	USEP8335
RX			
1.8L H4 1781cc	1986	External Pump	USEP8059
1.8L H4 1781cc	1987-1989	External Pump	USEP8312
STANDARD			
1.6L H4 1595cc	1985-1986	External Pump	USEP8095
1.6L H4 1595cc	1987	VIN 2; External Pump	USEP8095
1.8L H4 1781cc	1987	VIN 5; External Pump	USEP8016S
SVX			
3.3L H6 3318cc	1992	LS	USEP8235
3.3L H6 3318cc	1992	LSL	USEP8235
3.3L H6 3318cc	1993		USEP8235
3.3L H6 3318cc	1994-1995	L, LS, LSi	USEP8235
3.3L H6 3318cc	1996-1997	L, LSi	USEP8235
XT			
1.8L H4 1781cc	1985-1987	External Pump	USEP8312
1.8L H4 1781cc	1986	DL; GL; GL-10 Turbo; VIN 4, VIN 7; External Pump	USEP8312
1.8L H4 1781cc	1987	GL; VIN 7, GL; VIN 4, GL-10; VIN 4; External Pump	USEP8312
1.8L H4 1781cc	1988-1989	GL; VIN 7; External Pump	USEP8312
1.8L H4 1781cc	1988	DL; VIN 4; External Pump	USEP8312
1.8L H4 1781cc	1990-1991	GL; VIN 4; External Pump	USEP8312
2.7L H6 2672cc	1988-1991	VIN 8; XT6; External Pump	USEP8312
2.7L H6 2672cc	1989-1990	VIN 8; XT6; VIN 9; XT6; External Pump	USEP8312
SUZUKI			
AERIO			
2.0L L4 2000cc 122 CID	2002-2003	GS, SX	USEP8229
2.3L L4 2290cc 140 CID	2004-2005	LX, SX	USEP8229
2.3L L4 2290cc 140 CID	2005	S	USEP8229
2.3L L4 2290cc 140 CID	2006	Base, Premium, SX	USEP8229
2.3L L4 2290cc 140 CID	2006	SX Premium	USEP8229
2.3L L4 2290cc 140 CID	2007	Base, Premium	USEP8229
ESTEEM			
1.6L L4 1590cc 97 CID	1995-1998	GL, GLX Plus	USEP8229
1.6L L4 1590cc 97 CID	1999	G16S Desig.	USEP8229
1.8L L4 1790cc	1999		USEP8229
GRAND VITARA			
2.5L V6 2500cc	1999-2004		USEP8229
2.5L V6 2500cc	2001	Limited	USEP8229
2.5L V6 2500cc	2005	EX, LX	USEP8229

Engine	Years	Application Description	USMW
SIDEKICK			
1.6L L4 1590cc 97 CID	1990	JLX, JS, JX	USEP8023
1.6L L4 1590cc 97 CID	1992-1995	JLX, JS, JX	USEP2111
1.6L L4 1590cc 97 CID	1993	Base	USEP2111
1.6L L4 1590cc 97 CID	1996-1997	JA, JS, JX	USEP8229
1.6L L4 1590cc 97 CID	1998	JS, JX	USEP8229
SWIFT			
1.3L L4 1298cc 79 CID	1989	DOHC; GTI,	USEP8076
1.3L L4 1298cc 79 CID	1990-1991	DOHC; GT, GA; GS, SOHC	USEP8076
1.3L L4 1298cc 79 CID	1990	GL; L; S	USEP8076
1.3L L4 1298cc 79 CID	1992-1994	DOHC; GT; GA; GS; SOHC; VIN 3	USEP8076
1.3L L4 1298cc 79 CID	1995-2001		USEP8229
VITARA			
1.6L L4 1590cc 97 CID	1999-2001		USEP8229
2.0L L4 2000cc 122 CID	1999-2000		USEP8229
2.5L V6 2500cc	2004		USEP8229
X-90			
1.6L L4 1590cc 97 CID	1996-1998		USEP8229
TOYOTA			
4RUNNER			
2.4L L4 2366cc	1985-1987	22REC Desig.; DLX; SR5, 22RTEC Desig.; SR5	USEP8023
2.4L L4 2366cc	1988	22REC Desig.; DLX; SR5; VIN R, 22RTEC Desig.; SR5; VIN R	USEP8023
2.4L L4 2366cc	1989	22REC Desig.; DLX; SR5; VIN R	USEP8023
2.4L L4 2366cc	1990-1991	22RE Desig.; VIN R	USEP8023
2.4L L4 2366cc	1992-1995	22RE Desig.; VIN R	USEP8213
2.7L L4 2694cc	1996-1998	3RZFE Desig.; Base; VIN M	USEP8213
2.7L L4 2694cc	1999	3RZFE Desig.	USEP8213
2.7L L4 2694cc	2000	3RZFE Desig.; Base	USEP8213
3.0L V6 2959cc	1988	3VZE Desig.; SR5; VIN V	USEP8023
3.0L V6 2959cc	1989	3VZE Desig.; DLX; SR5; VIN V	USEP8023
3.0L V6 2959cc	1990-1991	3VZE Desig.; VIN V	USEP8023
3.0L V6 2959cc	1992-1995	3VZE Desig.; VIN V	USEP8213
3.4L V6 3378cc	1996-1997	Limited; VIN N	USEP8213
3.4L V6 3378cc	1998	5VZFE Desig.; SR5; VIN N	USEP8213
3.4L V6 3378cc	1999	5VZFE Desig.	USEP8213
3.4L V6 3378cc	2000	5VZFE Desig.; SR5	USEP8213
3.4L V6 3378cc	2001-2002		USEP8213
4.0L V6 3956cc 241 CID	2003-2004	1GRFE Desig.	USEP8501
4.0L V6 3956cc 241 CID	2005-2009	1GRFE Desig.; Limited, Sport, SR5	USEP8501
4.7L V8 4663cc 285 CID	2003-2004	2UZFE Desig.	USEP8501
4.7L V8 4663cc 285 CID	2005	2UZFE Desig.; Limited, Sport, 2UZFE Desig.; SR5; To 11/04	USEP8501
4.7L V8 4663cc 285 CID	2006	2UZFE Desig.; Sport	USEP8501
AVALON			
3.0L V6 2995cc	1995-2004	XL, XLS	USEP8213
3.0L V6 2995cc	1996	XL	USEP8213
3.0L V6 2995cc	1998-1999		USEP8213
3.0L V6 2995cc	2000		USEP8404
3.0L V6 2995cc	2001		USEP8418
3.5L V6 3456cc	2005-2008	Limited, Touring, XL, XLS	USEP8213
3.5L V6 3456cc	2009	Limited, XL, XLS	USEP8213
CAMRY			
2.0L L4 1995cc 122 CID	1985-1986	2SELG Desig.; DLX; LE; VIN S	USEP8023
2.0L L4 1998cc 122 CID	1987	DLX, LE	USEP8023
2.0L L4 1998cc 122 CID	1988	3SFE Desig.; VIN S	USEP8023
2.0L L4 1998cc 122 CID	1989-1991	3SFE Desig.; Base; DLX All Trac; DLX; LE All Trac; LE; VIN S	USEP8023
2.2L L4 2164cc	1992-1994	5SFE Desig.; LE; VIN S; Japan Built	USEP8213
2.2L L4 2164cc	1992-1994	5SFE Desig.; LE; VIN S; USA Built	USEP8213
2.2L L4 2164cc	1992-1994	5SFE Desig.; VIN S	USEP8213
2.2L L4 2164cc	1992	5SFE Desig.; DLX; VIN S	USEP8213
2.2L L4 2164cc	1993-1994	5SFE Desig.; DX; VIN S	USEP8213
2.2L L4 2164cc	1995-1996	DX; LE; XLE; VIN S	USEP8213
2.2L L4 2164cc	1997-1998	5SFE Desig.; VIN G	USEP8213
2.2L L4 2164cc	1999	5SFE Desig.	USEP8213
2.2L L4 2164cc	2000	5SFE Desig.; GAS	USEP8213

Engine	Years	Application Description	USMW
TOYOTA (CONT.)			
CAMRY (CONT.)			
2.2L L4 2164cc	2001	5SFE Desig.; XLE; Japan Built	USEP8213
2.2L L4 2164cc	2001	5SFE Desig.; XLE; USA Built	USEP8419
2.4L L4 2357cc 144 CID	2002-2005	Sold in Mexico	USEP8213
2.4L L4 2357cc 144 CID	2007-2008		USEP8727
2.4L L4 2362cc 144 CID	2002-2006	2AZFE Desig.	USEP8404
2.4L L4 2362cc 144 CID	2009		USEP8727
2.5L L4 2494cc 152 CID	2010-2011		USEP8727
2.5L L4 2500cc 153 CID	2010		USEP8727
2.5L V6 2508cc	1988-1991	2VZFE Desig.; DLX; LE; VIN V	USEP8023
2.5L V6 2508cc	1990	2VZFE Desig.; LE; VIN V	USEP8023
3.0L V6 2959cc	1992-1993	3VZFE Desig.; VIN V	USEP8213
3.0L V6 2959cc	1992	3VZFE Desig.; DLX; VIN V	USEP8213
3.0L V6 2959cc	1993	3VZFE Desig.; VIN V	USEP8213
3.0L V6 2995cc	1994	1MZFE Desig.; VIN G	USEP8213
3.0L V6 2995cc	1995	1MZFE Desig.; LE; VIN G, SE; XLE	USEP8213
3.0L V6 2995cc	1996	1MZFE Desig.; SE; VIN F, XLE	USEP8213
3.0L V6 2995cc	1997-1998	1MZFE Desig.; VIN F	USEP8213
3.0L V6 2995cc	1997	1MZFE Desig.; LE; VIN F; Japan Built	USEP8213
3.0L V6 2995cc	1999	1MZFE Desig.	USEP8213
3.0L V6 2995cc	2000	1MZFE Desig.; GAS	USEP8213
3.0L V6 2995cc	2001	1MZFE Desig.; XLE; Japan Built	USEP8213
3.0L V6 2995cc	2001	1MZFE Desig.; XLE; USA Built	USEP8419
3.0L V6 2995cc	2002-2003	1MZFE Desig.	USEP8404
3.0L V6 2995cc	2004	1MZFE Desig.; XLE	USEP8404
3.0L V6 2995cc	2005-2006	1MZFE Desig.; LE	USEP8213
3.0L V6 2995cc	2006	1MZFE Desig.; XLE	USEP8213
3.3L V6 3300cc 202 CID	2004-2006	3MZFE Desig.; SE	USEP8213
3.5L V6 3456cc	2007-2009	2GRFE Desig.; LE, SE, XLE	USEP8213
CELICA			
1.6L L4 1587cc 97 CID	1990-1993	4AFE Desig.; ST; VIN A	USEP8119
1.8L L4 1794cc	2000-2005	1ZZFE Desig.; GT; VIN R	USEP8213
1.8L L4 1795cc	2000-2005	2ZZGE Desig.; GTS	USEP8213
2.0L L4 1995cc 122 CID	1986	2SELC Desig.; VIN S	USEP8023
2.0L L4 1998cc 122 CID	1986	2SELC Desig.; GT; 3SGELC Desig.; GTS; VIN S	USEP8023
2.0L L4 1998cc 122 CID	1987	3SFE Desig.; GT, ST	USEP8023
2.0L L4 1998cc 122 CID	1987	3SGELC Desig.; GTS	USEP8023
2.0L L4 1998cc 122 CID	1988-1989	3SFE Desig.; GT; ST, All Trac	USEP8023
2.0L L4 1998cc 122 CID	1988-1989	3SGELC Desig.; GTS; Naturally Aspirated	USEP8023
2.0L L4 1998cc 122 CID	1990-1992	3SGTE Desig.; All Trac; VIN S	USEP8119
2.0L L4 1998cc 122 CID	1993	3SGTE Desig.; GTS All Trac; VIN S	USEP8119
2.2L L4 2164cc	1990-1992	GT; GTS; VIN S	USEP8119
2.2L L4 2164cc	1993-1995	5SFE Desig.; GT; VIN S	USEP8213
2.2L L4 2164cc	1993	5SFE Desig.; GTS; VIN S	USEP8119
2.2L L4 2164cc	1996-1997	5SFE Desig.; GT; VIN G	USEP8213
2.2L L4 2164cc	1998-1999		USEP8213
2.4L L4 2366cc	1984		USEP8023
2.4L L4 2366cc	1985	22REC Desig.; GT; GTS; ST; VIN R	USEP8023
2.8L L6 2754cc	1985-1986	5MGE Desig.; Supra; VIN M	USEP8023
COROLLA			
1.6L L4 1587cc 97 CID	1985	4AGEC Desig.; F; Sport GTS; VIN A	USEP8023
1.6L L4 1587cc 97 CID	1986	4AGEC Desig.; F; Sport GTS	USEP8023
1.6L L4 1587cc 97 CID	1987	4AGEC Desig.; Sport GTS, 4AGELC Desig.; FX16, FX16 GTS	USEP8023
1.6L L4 1587cc 97 CID	1988	4AFE Desig.; DLX All Trac; SR5 All Trac, 4AGE Desig.; GTS, 4AGELC Desig.; FX16 GTS	USEP8023
1.6L L4 1587cc 97 CID	1989	4AFE Desig.; DLX All Trac; SR5 All Trac, 4AGE Desig.; GTS	USEP8023
1.6L L4 1587cc 97 CID	1990-1991	4AFE Desig.; Base, 4AFE Desig.; DLX, DLX All Trac, LE, SR5; 4AGE Desig.; GTS	USEP8119
1.6L L4 1587cc 97 CID	1990	4AFE Desig.; SR5 All Trac	USEP8119
1.6L L4 1587cc 97 CID	1992	4AFE Desig.; Base, DLX, DLX All Trac, LE	USEP8119
1.6L L4 1587cc 97 CID	1993	4AFE Desig.; Sedan	USEP8213
1.6L L4 1587cc 97 CID	1994-1995	4AFE Desig.; Base; Japan Built	USEP8213
1.6L L4 1587cc 97 CID	1994-1995	4AFE Desig.; Base; USA Built	USEP8271

Engine	Years	Application Description	USMW
1.6L L4 1587cc 97 CID	1996-1997	4AFE Desig.; Base; VIN A; USA Built	USEP8271
1.6L L4 1587cc 97 CID	1996-1997	4AFE Desig.; Base; VIN J; Japan Built	USEP8213
1.6L L4 1587cc 97 CID	1997	CE	USEP8213
1.8L L4 1762cc 107 CID	1994	7AFE Desig.; DX; Wagon	USEP8213
1.8L L4 1794cc	1998-2002		USEP8213
1.8L L4 1794cc	2003-2004	Sold in Mexico	USEP8404
1.8L L4 1794cc	2006	1ZZFE Desig.; LE; S; VIN R	USEP8404
COROLLA XLE (MEX)			
1.8L L4 1800cc 110 CID	2011-2013		USEP12083
COROLLA XRS (MEX)			
2.4L L4 2400cc 146 CID	2011-2013		USEP12083
CRESSIDA			
2.8L L6 2754cc	1985	Sedan, Wagon	USEP8023
2.8L L6 2754cc	1986-1988		USEP8023
3.0L L6 2954cc	1989-1992	Luxury	USEP8023
ECHO			
1.5L L4 1497cc	2000-2004		USEP8213
1.5L L4 1497cc	2002-2005	Base	USEP8213
HIACE (MEX)			
2.7L L4 2694cc	2006-2014		USEP12083
HIACE 2WD (MEX)			
2.7L L4 2694cc	2012		USEP12083
HIACE DX (MEX)			
2.7L L4 2694cc	2010		USEP12083
HIACE GL (MEX)			
2.7L L4 2694cc	2010		USEP12083
HIGHLANDER			
2.4L L4 2362cc 144 CID	2001-2003	2AZFE Desig.	USEP8404
2.4L L4 2362cc 144 CID	2004-2007	2AZFE Desig.; Base	USEP8571
3.0L V6 2995cc	2001-2003	1MZFE Desig.	USEP8404
3.3L V6 3300cc 202 CID	2004-2005	3MZFE Desig.	USEP8516
3.3L V6 3300cc 202 CID	2006-2007	3MZFE Desig.; ELECTRIC/ Hybrid, Limited; Sport	USEP8516
3.3L V6 3300cc 202 CID	2007	3MZFE Desig.; Base; GAS	USEP8516
HIGHLANDER PREMIUM 2WD (MEX)			
3.5L V6 3499cc	2011		USEP12083
HILUX (MEX)			
2.7L L4 2694cc	2004-2010		USEP12083
HILUX 2WD (MEX)			
2.7L L4 2694cc	2011-2014		USEP12083
HILUX SR 2WD (MEX)			
2.7L L4 2694cc	2014		USEP12083
LAND CRUISER			
4.0L L6 3956cc 241 CID	1988-1992		USEP8023
4.5L L6 4477cc	1993-1997		USEP8240
4.7L V8 4663cc 285 CID	1999-2007		USEP8240
MATRIX			
1.8L L4 1794cc	2003-2004	Sold in Mexico, 1ZZFE Desig.; Base; VIN R, 1ZZFE Desig.; VIN R; XR	USEP8404
1.8L L4 1794cc	2007	Base, XR	USEP8404
1.8L L4 1795cc	2003-2004	2ZZGE Desig.; XRS	USEP8404
MR2			
1.6L L4 1587cc 97 CID	1985-1987		USEP8023
1.6L L4 1587cc 97 CID	1988-1989	4AGELC Desig.; GT; 4AGZE Desig.; Super Charged	USEP8023
2.0L L4 1998cc 122 CID	1991-1994	3SGTE Desig.; Turbo; Turbocharged	USEP8119
2.2L L4 2164cc	1991-1995	5SFE Desig.; Base; Naturally Aspirated	USEP8023
MR2 SPYDER			
1.8L L4 1794cc	2000-2005		USEP8419
PASEO			
1.5L L4 1497cc	1992-1998		USEP8213
1.5L L4 1497cc	1997	Base, Convertible	USEP8213
PICKUP			
2.4L L4 2366cc	1985-1987	22REC Desig.; Base; SR5; 22RTEC Desig.; SR5 Turbo; VIN R	USEP8023
2.4L L4 2366cc	1987	22REC Desig.; DLX; VIN R	USEP8023

**APPLICATIONS
KITS**

Engine	Years	Application Description	USMW
TOYOTA (CONT.)			
PICKUP (CONT.)			
2.4L L4 2366cc	1988	22REC Desig.; Base; DLX; SR5; 22RTEC Desig.; SR5 Turbo; VIN R	USEP8023
2.4L L4 2366cc	1989-1990	22RE Desig.; Base; DLX; SR5; VIN R	USEP8023
2.4L L4 2366cc	1991	22RE Desig.; Base; DLX; VIN R	USEP8023
2.4L L4 2366cc	1992-1993	22RE Desig.; DLX; SR5; VIN R	USEP8213
2.4L L4 2366cc	1994-1995	22RE Desig.; Base; DLX; VIN R	USEP8213
3.0L V6 2959cc	1988	3VZE Desig.; Base; DLX; SR5; VIN V	USEP8023
3.0L V6 2959cc	1989-1991	3VZE Desig.; DLX; SR5; VIN V	USEP8023
3.0L V6 2959cc	1992-1995	3VZE Desig.; DLX; SR5; VIN V	USEP8213
PREVIA			
2.4L L4 2438cc	1991-1993	DX, LE	USEP8023
2.4L L4 2438cc	1994-1995	2TZFE Desig.; LE; Supercharged	USEP8240
2.4L L4 2438cc	1994	2TZFE Desig.; DX; From 01/94	USEP8213
2.4L L4 2438cc	1994	2TZFE Desig.; DX; To 01/94	USEP8023
2.4L L4 2438cc	1995	2TZFE Desig.; DX; LE; Naturally Aspirated	USEP8213
2.4L L4 2438cc	1996-1997	DX, LE	USEP8240
RAV4			
2.0L L4 1998cc 122 CID	1996-1997		USEP8213
2.0L L4 1998cc 122 CID	1998	3SFE Desig.; FI; VIN P	USEP8213
2.0L L4 1998cc 122 CID	2000	3SFE Desig.; FI; Naturally Aspirated	USEP8213
2.0L L4 1998cc 122 CID	2001-2003	1AZFE Desig.; FI; Naturally Aspirated	USEP8419
2.4L L4 2362cc 144 CID	2004-2005		USEP8419
2.4L L4 2362cc 144 CID	2006-2007	Base; Limited, Sport	USEP12083
RAV4 LTD PLATINUM 2WD (MEX)			
2.5L L4 2500cc 153 CID	2013	Japan Built.	USEP9086
RAV4 LTD PLATINUM AWD (MEX)			
2.5L L4 2500cc 153 CID	2014-2015	Japan Built.	USEP9086
RUSH (MEX)			
1.5L L4 1497cc	2009		USEP12083
SEQUOIA			
4.7L V8 4663cc 285 CID	2001-2002		USEP8240
4.7L V8 4663cc 285 CID	2003	From 08/02	USEP8505
4.7L V8 4663cc 285 CID	2003	To 08/02	USEP8240
4.7L V8 4663cc 285 CID	2004		USEP8505
SIENNA			
3.0L V6 2995cc	1998-2000		USEP8213
3.0L V6 2995cc	2001-2003		USEP8418
3.3L V6 3300cc 202 CID	2004		USEP8513
3.3L V6 3300cc 202 CID	2005-2006	CE, LE, XLE	USEP8513
3.3L V6 3300cc 202 CID	2005	XLE Limited	USEP8513
3.3L V6 3300cc 202 CID	2006	Limited	USEP8513
SIENNA 2WD (MEX)			
3.3L V6 3311cc	2007		USEP12083
SIENNA CE 2WD (MEX)			
3.5L V6 3499cc	2013		USEP12083
SOLARA			
2.2L L4 2164cc	1999	5SFE Desig.; SE	USEP8419
2.2L L4 2164cc	2000-2001	5SFE Desig.	USEP8419
2.4L L4 2362cc 144 CID	2002-2003	2AZFE Desig.; SE	USEP8404
2.4L L4 2362cc 144 CID	2004	2AZFE Desig.	USEP8404
2.4L L4 2362cc 144 CID	2005-2006	2AZFE Desig.; SE, 2AZFE Desig.; SLE	USEP8404
2.4L L4 2362cc 144 CID	2006	2AZFE Desig.; SE Sport	USEP8404
2.4L L4 2362cc 144 CID	2007-2008		USEP8404
3.0L V6 2995cc	1999	1MZFE Desig.; SLE	USEP8419
3.0L V6 2995cc	2000-2003	1MZFE Desig.	USEP8419
3.3L V6 3300cc 202 CID	2004	3MZFE Desig.	USEP8213
3.3L V6 3300cc 202 CID	2005-2006	3MZFE Desig.; SE, SLE	USEP8213
3.3L V6 3300cc 202 CID	2006	3MZFE Desig.; SE Sport	USEP8213
3.3L V6 3300cc 202 CID	2007-2008	3MZFE Desig.; SE, SLE, Sport	USEP8213
SUPRA			
3.0L L6 2954cc	1986		USEP8023
3.0L L6 2954cc	1987	7MGE Desig.; Base; Naturally Aspirated	USEP8119
3.0L L6 2954cc	1988-1992	7MGE Desig.; Base; 7MGE Desig.; Turbo; Turbocharged	USEP8119
3.0L L6 2954cc	1991	7MGE Desig.; Base; Naturally Aspirated	USEP8023

Engine	Years	Application Description	USMW
3.0L L6 2954cc	1991	7MGE Desig.; Turbocharged	USEP8119
3.0L L6 2997cc	1993	2JZGE Desig.; Twin Turbo	USEP8255
3.0L L6 2997cc	1994-1995	2JZGE Desig.; Base, 2JZGE Desig.; Twin Turbo	USEP8255
3.0L L6 2997cc	1996-1997	2JZGE Desig.; Base; VIN D, 2JZGE Desig.; Twin Turbo; VIN E	USEP8255
3.0L L6 2997cc	1998	2JZGE Desig.; Twin Turbo; VIN E, 2JZGE Desig.; Base; VIN D	USEP8240
T100			
2.7L L4 2694cc	1994-1995	3RZFE Desig.; Base; VIN U	USEP8213
2.7L L4 2694cc	1996-1997	3RZFE Desig.; Base; VIN M	USEP8213
2.7L L4 2694cc	1998	3RZFE Desig.; VIN M	USEP8213
3.0L V6 2959cc	1993	Base, One-Ton, SR5	USEP8213
3.0L V6 2959cc	1994	3VZE Desig.; SR5; VIN V	USEP8213
3.4L V6 3378cc	1995	Base; One-Ton DLX; SR5; VIN V	USEP8213
3.4L V6 3378cc	1996-1997	5VZFE Desig.; SR5; VIN N	USEP8213
3.4L V6 3378cc	1997	5VZFE Desig.; DLX; VIN N	USEP8213
3.4L V6 3378cc	1998	5VZFE Desig.; VIN N	USEP8213
TACOMA			
2.4L L4 2438cc	1995	2RZFE Desig.; DLX; VIN U	USEP8213
2.4L L4 2438cc	1996-1997	2RZFE Desig.; DLX; VIN L	USEP8213
2.4L L4 2438cc	1998-2002	DLX	USEP8213
2.4L L4 2438cc	1999-2003	2RZFE Desig.	USEP8213
2.4L L4 2438cc	2004	Base	USEP8213
2.7L L4 2694cc	1995	3RZFE Desig.; DLX; VIN U	USEP8213
2.7L L4 2694cc	1996-1997	3RZFE Desig.; DLX; VIN M	USEP8213
2.7L L4 2694cc	1998	3RZFE Desig.; Pre Runner; VIN M	USEP8213
2.7L L4 2694cc	1998	DLX	USEP8213
2.7L L4 2694cc	1999-2003	3RZFE Desig.	USEP8213
2.7L L4 2694cc	2001-2002	DLX, Pre Runner	USEP8213
2.7L L4 2694cc	2004	Base	USEP8213
2.7L L4 2694cc	2004	Pre Runner	USEP8213
3.4L V6 3378cc	1995	DLX; SR5; VIN V	USEP8213
3.4L V6 3378cc	1996-1997	5VZFE Desig.; SR5; VIN N	USEP8213
3.4L V6 3378cc	1996	5VZFE Desig.; DLX; VIN N	USEP8213
3.4L V6 3378cc	1997	4WD; 5VZFE Desig.; DLX; RWD; VIN N	USEP8213
3.4L V6 3378cc	1998	4WD; RWD; 5VZFE Desig.; VIN N	USEP8213
3.4L V6 3378cc	1999-2003	5VZFE Desig.	USEP8213
3.4L V6 3378cc	2001-2002	DLX, Pre Runner, S-Runner	USEP8213
3.4L V6 3378cc	2004	Base	USEP8213
3.4L V6 3378cc	2004	Pre Runner, S-Runner	USEP8213
TACOMA TRD SPORT 2WD (MEX)			
4.0L V6 4000cc	2011-2014		USEP12083
TACOMA TRD SPORT 4WD (MEX)			
4.0L V6 4000cc	2011-2014		USEP12083
TERCEL			
1.5L L4 1456cc	1990	3EE Desig.; DX; FI, EZ, FI	USEP8213
1.5L L4 1456cc	1991-1993	3EE Desig.; DLX, LE, STD	USEP8213
1.5L L4 1456cc	1994	3EE Desig.; DLX, STD	USEP8213
1.5L L4 1497cc	1995-1996	DX, STD	USEP8213
1.5L L4 1497cc	1997-1998		USEP8213
TUNDRA			
3.4L V6 3378cc	2000-2004	5VZFE Desig.; SR5	USEP8404
4.7L V8 4663cc 285 CID	2000-2002	2UZFE Desig.; SR5	USEP8240
4.7L V8 4663cc 285 CID	2003-2004	2UZFE Desig.; SR5	USEP8505
VAN			
2.0L L4 1998cc 122 CID	1985	Wagon Crg, Wagon DX, Wagon LE	USEP8023
2.2L L4 2237cc	1986	Wagon Crg	USEP8023
2.2L L4 2237cc	1986	Wagon DX, Wagon LE	USEP8023
2.2L L4 2237cc	1987	4WD; RWD; Wagon Crg, Wagon DX, Wagon LE	USEP8023
2.2L L4 2237cc	1988	4WD; RWD; Wagon Crg, Wagon LE, Wagon DX	USEP8023
2.2L L4 2237cc	1989	4WD; RWD; Wagon Crg, Wagon LE	USEP8023
2.2L L4 2237cc	1989	4WD; RWD; Wagon DX	USEP8023
YARIS			
1.5L L4 1497cc	2007-2009	Base, S	USEP12083

Engine	Years	Application Description	USMW
TOYOTA (CONT.)			
YARIS (MEX)			
1.3L L4 1295cc 79 CID	2004-2005		USEP12083
1.5L L4 1497cc	2006		USEP12083
YARIS CORE (MEX)			
1.5L L4 1497cc	2011-2014		USEP12083
YARIS PREMIUM (MEX)			
1.5L L4 1497cc	2011-2014		USEP12083
VOLKSWAGEN			
ATLANTIC (MEX)			
1.8L L4 1800cc 110 CID	1985-1987		USEP8016SP
1.8L L4 1800cc 110 CID	1986		USEP8030
CABRIOLET			
1.8L L4 1780cc	1985-1989	External Pump	USEP8305
1.8L L4 1780cc	1985-1990		USEP8200
1.8L L4 1780cc	1990	External Pump	USEP8202
1.8L L4 1780cc	1991	Base; Carat; VIN B, VIN C	USEP8200
1.8L L4 1780cc	1991	Base; Carat; VIN B, VIN C; External Pump	USEP8202
1.8L L4 1780cc	1991	Etienne Aigner; VIN B, Etienne Aigner; VIN C	USEP8200
1.8L L4 1780cc	1991	Etienne Aigner; VIN B, Etienne Aigner; VIN C; External Pump	USEP8202
1.8L L4 1780cc	1992	Carat; Classic; VIN B, VIN C	USEP8200
1.8L L4 1780cc	1992	Carat; Classic; VIN B, VIN C; External Pump	USEP8202
1.8L L4 1780cc	1993	Base; Classic; VIN B, VIN C; External Pump	USEP8200
1.8L L4 1780cc	1993	Base; Classic; VIN B, VIN C; External Pump	USEP8202
CARIBE			
1.8L L4 1780cc	1985	Sold in Mexico	USEP8016SP
CARIBE (MEX)			
1.6L L4 1600cc 98 CID	1979-1980		USEP8305
1.8L L4 1800cc 110 CID	1984-1987		USEP8428
1.8L L4 1800cc 110 CID	1985		USEP8016SP
COMBI			
1.8L L4 1780cc	1990	Sold in Mexico	USEP8016SP
1.8L L4 1781cc 109 CID	2000-2001	Sold in Mexico	USEP8244
COMBI (MEX)			
1.8L L4 1780cc	2000-2001		USEP8244
1.8L L4 1800cc 110 CID	1990		USEP8016SP
CORRADO			
1.8L L4 1780cc	1990	External Pump; To Chassis/VIN 50-L-005732	USEP8030
CORSAR			
1.8L L4 1780cc	1984	Sold in Mexico	USEP8016SP
1.8L L4 1781cc 109 CID	1985-1988	Sold in Mexico	USEP8016SP
CORSAR (MEX)			
1.8L L4 1800cc 110 CID	1988		USEP8016SP
CROSSFOX (MEX)			
1.6L L4 1600cc 98 CID	2008-2009		USEP12044
DERBY (MEX)			
1.8L L4 1781cc 109 CID	2008-2009		USEP12024
EUROVAN			
2.5L L5 2461cc 150 CID	2001-2003	Sold in Mexico	USEP8244
FOX			
1.8L L4 1780cc	1987	Base; GL; JN Desig.	USEP8200
1.8L L4 1780cc	1987	Base; GL; UM Desig.; JN Desig.; External Pump	USEP8307
1.8L L4 1780cc	1988-1989	Base, GL	USEP8200
1.8L L4 1780cc	1988-1989	Base, GL; External Pump	USEP8307
1.8L L4 1780cc	1989	GL Sport	USEP8200
1.8L L4 1780cc	1989	GL Sport; External Pump	USEP8307
1.8L L4 1780cc	1990-1993	Base; GL; VIN A, VIN B,	USEP8200
1.8L L4 1780cc	1990	Base; GL; VIN A, VIN B; External Pump	USEP8307
1.8L L4 1780cc	1990	GL Sport; VIN A, GL Sport; VIN B	USEP8200
1.8L L4 1780cc	1991	Base; GL; VIN A, VIN B, External Pump; To 10/90	USEP8307
1.8L L4 1780cc	1991	Base; GL; VIN A, VIN B, External Pump; From 11/90	USEP8202

Engine	Years	Application Description	USMW
1.8L L4 1780cc	1991	GL; VIN A; From 11/90	USEP8200
1.8L L4 1780cc	1991		USEP8200
1.8L L4 1780cc	1992-1993	Base; GL; VIN A, VIN B, External Pump	USEP8202
GLI (MEX)			
2.0L L4 1984cc 121 CID	2007		USEP12024
GOL (MEX)			
1.6L L4 1600cc 98 CID	2009-2010		USEP12024
GOL COMFORTLINE (MEX)			
1.6L L4 1599cc 98 CID	2011		USEP12024
GOLF			
1.8L L4 1780cc	1985-1986	Base; GTI; VIN A, VIN B	USEP8200
1.8L L4 1780cc	1985	Base; GTI; VIN A; VIN B; EXTERNAL PUMP (50mm)	USEP8343
1.8L L4 1780cc	1985	Base; GTI; VIN A; VIN B; External Pump (60mm)	USEP8428
1.8L L4 1780cc	1986	GX Desig.; VIN A, HT Desig.; VIN B, RD Desig.; VIN B; EXTERNAL PUMP (50mm)	USEP8343
1.8L L4 1780cc	1986	RD Desig.; VIN B, GX Desig.; VIN A, HT Desig.; VIN B; External Pump(60mm)	USEP8428
1.8L L4 1780cc	1987	GL; GX Desig.; VIN A, GT; RD Desig.; VIN B	USEP8200
1.8L L4 1780cc	1987	Sold in Mexico, GTI 16-Valve; PL Desig.; RD Desig.; VIN B	USEP8200
1.8L L4 1780cc	1988	Base; RV; GL; VIN A; External Pump	USEP8030
1.8L L4 1780cc	1988	GT; PF Desig.; VIN B	USEP8200
1.8L L4 1780cc	1988	Sold in Mexico, Base; PF Desig.; RV Desig.; GL; GTI 16-Valve; PL Desig.	USEP8200
1.8L L4 1780cc	1989	Base; GL; GTI 16-Valve; VIN A; VIN C	USEP8200
1.8L L4 1780cc	1989	Base; GL; VIN A; VIN B; External Pump	USEP8030
1.8L L4 1780cc	1989	Base; GL; VIN B	USEP8200
1.8L L4 1780cc	1989	Base; RV Desig.; VIN A; External Pump	USEP8030
1.8L L4 1780cc	1990-1992	GL; GTI 8-Valve; VIN B; VIN K	USEP8200
1.8L L4 1780cc	1990	GL; RV Desig.; VIN A, GTI 8-Valve; PF Desig.; VIN B, GTI 8-Valve; PF Desig.; VIN K; External Pump	USEP8030
1.8L L4 1780cc	1990	GL; RV Desig.; VIN K; External Pump	USEP8030
1.8L L4 1780cc	1992	GTI 8-Valve; PF Desig.; VIN B, GTI 8-Valve; PF Desig.; VIN K; External Pump	USEP8030
1.8L L4 1781cc 109 CID	1989-1992	Sold in Mexico	USEP8030
2.0L L4 1984cc 121 CID	1990-1992	9A Desig.; GTI 16-Valve; VIN E, VIN J	USEP8200
2.0L L4 1984cc 121 CID	1990-1992	9A Desig.; GTI 16-Valve; VIN E, VIN J; EXTERNAL PUMP (50mm)	USEP8343
2.0L L4 1984cc 121 CID	1990-1992	9A Desig.; GTI 16-Valve; VIN E, VIN J; External Pump(60mm)	USEP8428
2.0L L4 1984cc 121 CID	1999	ABA Desig.; GTI; Mexico Built Vehicle	USEP8244
2.0L L4 1984cc 121 CID	1999	GL; GLS	USEP8244
JETTA			
1.8L L4 1780cc	1985	Base; GX Desig.; VIN A	USEP8200
1.8L L4 1780cc	1985	Base; VIN A; EXTERNAL PUMP (50mm)	USEP8343
1.8L L4 1780cc	1985	Base; VIN A; External Pump(60mm)	USEP8428
1.8L L4 1780cc	1985	GLI; HT Desig.; VIN B	USEP8200
1.8L L4 1780cc	1985	GLI; HT Desig.; VIN B; EXTERNAL PUMP (50mm)	USEP8343
1.8L L4 1780cc	1985	GLI; HT Desig.; VIN B; External Pump (60mm)	USEP8428
1.8L L4 1780cc	1986	Base; GL; GLI; VIN A; VIN B	USEP8200
1.8L L4 1780cc	1986	Base; GL; GLI; VIN A; VIN B; EXTERNAL PUMP (50mm)	USEP8343
1.8L L4 1780cc	1986	Base; GL; GLI; VIN A; VIN B; External Pump(60mm)	USEP8428
1.8L L4 1780cc	1987	Bosch KE-Jetronic Fuel Design; GLI 16-Valve; PL Desig.; VIN C; EXTERNAL PUMP (50mm)	USEP8343
1.8L L4 1780cc	1987	Bosch KE-Jetronic Fuel Design; GLI 16-Valve; PL Desig.; VIN C; External Pump(60mm)	USEP8428
1.8L L4 1780cc	1987	GL; GX Desig.; VIN A, GLI 16-Valve; PL Desig.; VIN C, GLI; RD Desig.; VIN B	USEP8200

**APPLICATIONS
KITS**

Engine	Years	Application Description	USMW
VOLKSWAGON (CONT.)			
JETTA (CONT.)			
1.8L L4 1780cc	1987	GL; GX Desig.; VIN A, GLI; RD Desig.; VIN B; EXTERNAL PUMP (50mm)	USEP8343
1.8L L4 1780cc	1987	GL; GX Desig.; VIN A, GLI; RD Desig.; VIN B; External Pump(60mm)	USEP8428
1.8L L4 1780cc	1987	GLI; PF Desig.; VIN B	USEP8200
1.8L L4 1780cc	1988	Base; GL; GLI 16-Valve; VIN A; VIN B; VIN C	USEP8200
1.8L L4 1780cc	1988	Base; GL; VIN A; VIN B; External Pump	USEP8030
1.8L L4 1780cc	1988	Carat; GL; VIN A, VIN B, VIN K	USEP8200
1.8L L4 1780cc	1988	Carat; GL; VIN A, VIN B, VIN K; External Pump	USEP8030
1.8L L4 1780cc	1988	GLI 16-Valve; PL Desig.; VIN C; EXTERNAL PUMP (50mm)	USEP8343
1.8L L4 1780cc	1988	GLI 16-Valve; PL Desig.; VIN C; External Pump(60mm)	USEP8428
1.8L L4 1780cc	1989	Base; Carat; GL; GLI 16-Valve; VIN A; VIN B; VIN C	USEP8200
1.8L L4 1780cc	1989	Base; Carat; GL; VIN B; VIN C; External Pump	USEP8030
1.8L L4 1780cc	1989	Base; GLI 16-Valve; VIN A; VIN B; VIN C; External Pump	USEP8030
1.8L L4 1780cc	1989	Base; VIN A, VIN B	USEP8200
1.8L L4 1780cc	1990-1992	Carat; GL; RV; VIN A, VIN B, VIN K	USEP8200
1.8L L4 1780cc	1990-1992	Carat; GL; RV; VIN A, VIN B, VIN K; External Pump	USEP8030
1.8L L4 1781cc 109 CID	1987-1992	Sold in Mexico	USEP8200
1.8L L4 1781cc 109 CID	1994	Sold in Mexico	USEP8244
2.0L L4 1984cc 121 CID	1990-1992	9A Desig.; GLI 16-Valve; VIN E, VIN J	USEP8200
2.0L L4 1984cc 121 CID	1990-1992	9A Desig.; GLI 16-Valve; VIN E, VIN J; EXTERNAL PUMP (50mm)	USEP8343
2.0L L4 1984cc 121 CID	1990-1992	9A Desig.; GLI 16-Valve; VIN E, VIN J; External Pump(60mm)	USEP8428
PANEL (MEX)			
1.8L L4 1780cc	1988-1999		USEP8244
1.8L L4 1800cc 110 CID	1988-1990		USEP8016SP
1.8L L4 1800cc 110 CID	1991-1997		USEP8244
PASSAT			
2.0L L4 1984cc 121 CID	1990	GL	USEP8200
2.0L L4 1984cc 121 CID	1990	GL; EXTERNAL PUMP (50mm)	USEP8343
2.0L L4 1984cc 121 CID	1990	GL; External Pump(60mm)	USEP8428
2.0L L4 1984cc 121 CID	1991-1992	9A Desig.; GL; VIN B; External Pump(50mm)	USEP8343
2.0L L4 1984cc 121 CID	1991-1993	9A Desig.; GL; VIN B; VIN C	USEP8200
2.0L L4 1984cc 121 CID	1991-1993	9A Desig.; GL; VIN B; VIN C; External Pump(60mm)	USEP8428
2.0L L4 1984cc 121 CID	1991	9A Desig.; GL; VIN C; EXTERNAL PUMP (50mm)	USEP8343
2.0L L4 1984cc 121 CID	1992	9A Desig.; CL; VIN B, CL; VIN C, 9A Desig.; GL; VIN C; EXTERNAL PUMP (50mm)	USEP8343
2.0L L4 1984cc 121 CID	1992	9A Desig.; CL; VIN B, CL; VIN C; External Pump(60mm)	USEP8428
2.0L L4 1984cc 121 CID	1992	9A Desig.; CL; VIN B, VIN C	USEP8200
2.0L L4 1984cc 121 CID	1993	9A Desig.; GL; VIN B; VIN C; EXTERNAL PUMP (50mm)	USEP8343
POINTER			
1.8L L4 1781cc 109 CID	2000-2009	Sold in Mexico	USEP12067
POINTER (MEX)			
1.8L L4 1781cc 109 CID	2000-2009		USEP12067
POINTER P/U (MEX)			
1.8L L4 1780cc	2000-2002		USEP12067
1.8L L4 1781cc 109 CID	2003-2009		USEP12067
POINTER TRUCK			
1.8L L4 1781cc 109 CID	1999-2007	Sold in Mexico	USEP12067

Engine	Years	Application Description	USMW
QUANTUM			
1.8L L4 1780cc	1985	Base; GL; VIN A; VIN B	USEP8309
2.2L L5 2226cc	1985	Base; GL; VIN B; VIN E	USEP8309
2.2L L5 2226cc	1986	Base; GL; Syncro; VIN B	USEP8309
2.2L L5 2226cc	1987	GL; KX Desig.; JT Desig.; Syncro	USEP8309
2.2L L5 2226cc	1988	GL, Syncro	USEP8309
SCIROCCO			
1.8L L4 1780cc	1985-1986	VIN A, VIN C	USEP8200
1.8L L4 1780cc	1985-1986	VIN A, VIN C; External Pump	USEP8305
1.8L L4 1780cc	1987-1988	16-Valve; PL Desig.; VIN B, VIN C	USEP8200
1.8L L4 1780cc	1987-1988	16-Valve; PL Desig.; VIN B, VIN C; External Pump	USEP8305
1.8L L4 1780cc	1987	Base; JH Desig.; VIN A, VIN C	USEP8200
1.8L L4 1780cc	1987	Base; JH Desig.; VIN A, VIN C; External Pump	USEP8305
SEDAN (MEX)			
1.6L H4 1584cc 97 CID	1993-2004	Sold in Mexico, pump only	USEP12004
1.6L H4 1584cc 97 CID	1993-2004	Sold in Mexico, sub module	USEP12003
SPORTVAN (MEX)			
1.6L L4 1600cc 98 CID	2007-2009		USEP12024
VANAGON			
1.9L H4 1915cc	1985	Campmobile; GL; VIN B; External Pump	USEP8308
2.1L H4 2109cc	1986-1991	Campmobile, GL, Syncro; External Pump	USEP8308
VW VAN (MEX)			
1.8L L4 1781cc 109 CID	2003-2004		USEP12024
VOLVO			
240			
2.3L L4 2316cc	1990-1991	Base; External Pump	USEP8002
2.3L L4 2316cc	1990-1991	Base; In Tank Pump	USEP8224
2.3L L4 2316cc	1990	DL; External Pump	USEP8002
2.3L L4 2316cc	1990	DL; In Tank Pump	USEP8224
2.3L L4 2316cc	1991	SE; External Pump	USEP8002
2.3L L4 2316cc	1991	SE; In Tank Pump	USEP8224
2.3L L4 2316cc	1992-1993	External Pump	USEP8002
2.3L L4 2316cc	1992-1993	In Tank Pump	USEP8224
242			
2.1L L4 2127cc	1981-1983	DL; FI, FI; GLT; External Pump	USEP8123
2.1L L4 2127cc	1981-1983	DL; FI, FI; GLT; In Tank Pump	USEP3044
2.1L L4 2127cc	1981	FI; In Tank Pump	USEP3044
2.1L L4 2127cc	1984	FI; GLT; External Pump	USEP8123
2.1L L4 2127cc	1984	FI; GLT; In Tank Pump	USEP3044
244			
2.1L L4 2127cc	1985	B21FT Desig.; Turbo; VIN 4	USEP2487
2.1L L4 2127cc	1985	External Pump	USEP8123
2.3L L4 2316cc	1985	DL; GL; VIN 8; External Pump	USEP8002
2.3L L4 2316cc	1985	DL; GL; VIN 8; In Tank Pump	USEP8224
2.3L L4 2316cc	1986-1989	DL, GL; External Pump	USEP8002
2.3L L4 2316cc	1986-1989	DL, GL; In Tank Pump	USEP8224
245			
2.1L L4 2127cc	1985	B21FT Desig.; VIN 4	USEP2487
2.1L L4 2127cc	1985	B21FT Desig.; VIN 4; In Tank Pump	USEP3044
2.3L L4 2316cc	1985	B230F Desig.; VIN 8; External Pump	USEP8002
2.3L L4 2316cc	1985	B230F Desig.; VIN 8; In Tank Pump	USEP8224
2.3L L4 2316cc	1986-1989	DL, GL; External Pump	USEP8002
2.3L L4 2316cc	1986-1989	DL, GL; In Tank Pump	USEP8224
262			
2.8L V6 2849cc	1981	FI; GL; External Pump	USEP8123
2.8L V6 2849cc	1981	FI; GL; In Tank Pump	USEP3044
264			
2.1L L4 2127cc	1981	FI; External Pump	USEP8123
2.1L L4 2127cc	1981	FI; In Tank Pump	USEP3044
2.8L V6 2849cc	1981-1982	FI; GLE; External Pump	USEP8123
2.8L V6 2849cc	1981-1982	FI; GLE; In Tank Pump	USEP3044
265			
2.8L V6 2849cc	1981	FI; GLE; External Pump	USEP8123
2.8L V6 2849cc	1981	FI; GLE; In Tank Pump	USEP3044

Engine	Years	Application Description	USMW
VOLVO (CONT.)			
740			
2.3L L4 2316cc	1985-1986	B230F Desig.; VIN 8, B230FT Desig.; VIN 8; External Pump	USEP8147
2.3L L4 2316cc	1985-1986	B230F Desig.; VIN 8, B230FT Desig.; VIN 8; In Tank Pump	USEP8381
2.3L L4 2316cc	1987	B230F Desig.; B230FT Desig.; External Pump	USEP8147
2.3L L4 2316cc	1987	B230F Desig.; B230FT Desig.; In Tank Pump	USEP8381
2.3L L4 2316cc	1988	B230F Desig.; B230FT Desig.; External Pump	USEP8002
2.3L L4 2316cc	1988	B230F Desig.; B230FT Desig.; In Tank Pump	USEP8224
2.3L L4 2316cc	1989-1990	B230FT Desig.; Base; In Tank Pump	USEP8224
2.3L L4 2316cc	1989-1990	Base; GLE; External Pump	USEP8002
2.3L L4 2316cc	1989	GL; GLE; External Pump	USEP8002
2.3L L4 2316cc	1989	GL; GLE; In Tank Pump	USEP8224
2.3L L4 2316cc	1990-1991	B230F Desig.; Base; Exc.REX Ignition (Calif); External Pump	USEP8002
2.3L L4 2316cc	1990-1991	B230F Desig.; Base; Naturally Aspirated	USEP8224
2.3L L4 2316cc	1990	B230F Desig.; Base; Exc.REX Ignition (Exc.Calif); In Tank Pump	USEP8224
2.3L L4 2316cc	1990	B230F Desig.; GL; B234F Desig.; GLE; In Tank Pump	USEP8224
2.3L L4 2316cc	1990	B230F Desig.; GL; External Pump	USEP8002
2.3L L4 2316cc	1990	B230FT Desig.; Base; Turbocharged	USEP8186
2.3L L4 2316cc	1990	B234F Desig.; GLE; Naturally Aspirated	USEP2487
2.3L L4 2316cc	1991-1992	B230FT Desig.; T; External Pump	USEP8002
2.3L L4 2316cc	1991-1992	B230FT Desig.; T; In Tank Pump	USEP8224
2.3L L4 2316cc	1991-1992	B230FT Desig.; T; Turbocharged	USEP8186
2.3L L4 2316cc	1991	B230F Desig.; Base; REX Ignition	USEP8002
2.3L L4 2316cc	1992	B230F Desig.; Base; External Pump	USEP8002
2.3L L4 2316cc	1992	B230F Desig.; Base; In Tank Pump	USEP8224
745			
2.3L L4 2316cc	1985	B230F Desig.; VIN 8, B230FT Desig.; VIN 8; External Pump	USEP8147
2.3L L4 2316cc	1985	B230F Desig.; VIN 8, B230FT Desig.; VIN 8; In Tank Pump	USEP8381
760			
2.3L L4 2316cc	1985	Base; GLE; VIN 8; External Pump	USEP8147
2.3L L4 2316cc	1985	Base; GLE; VIN 8; In Tank Pump	USEP8381
2.3L L4 2316cc	1986-1987	B230FT Desig.; VIN 8; External Pump	USEP8147
2.3L L4 2316cc	1986-1987	B230FT Desig.; VIN 8; External Pump; In Tank Pump	USEP8381
2.3L L4 2316cc	1986-1987	B230FT Desig.; VIN 8; In Tank Pump	USEP8381
2.3L L4 2316cc	1988	B230FT Desig.; VIN 8	USEP8186
2.3L L4 2316cc	1988	B230FT Desig.; VIN 8; External Pump	USEP8002
2.3L L4 2316cc	1988	B230FT Desig.; VIN 8; In Tank Pump	USEP8224
2.3L L4 2316cc	1989-1990	B230FT Desig.; Base; VIN 8; External Pump	USEP8002
2.3L L4 2316cc	1989-1990	B230FT Desig.; Base; VIN 8; In Tank Pump	USEP8224
2.8L V6 2849cc	1985	B28F Desig.; GLE; VIN 6; External Pump	USEP8147
2.8L V6 2849cc	1985	B28F Desig.; GLE; VIN 6; External Pump; In Tank Pump	USEP8381
2.8L V6 2849cc	1986	B28F Desig.; VIN 6; External Pump	USEP8147
2.8L V6 2849cc	1986	B28F Desig.; VIN 6; In Tank Pump	USEP8381
2.8L V6 2849cc	1988	B280F Desig.; VIN 6; External Pump	USEP8002
2.8L V6 2849cc	1988	B280F Desig.; VIN 6; In Tank Pump	USEP8224
2.8L V6 2849cc	1989-1990	B280F Desig.; GLE; VIN 6; External Pump	USEP8002
2.8L V6 2849cc	1989-1990	B280F Desig.; GLE; VIN 6; In Tank Pump	USEP8224
780			
2.3L L4 2316cc	1989-1990	B230FT Desig.; VIN 8; External Pump	USEP8002
2.3L L4 2316cc	1989-1990	B230FT Desig.; VIN 8; In Tank Pump	USEP8224
2.3L L4 2316cc	1989	B230FT Desig.; VIN 8	USEP8186
2.3L L4 2316cc	1991	External Pump	USEP8002
2.3L L4 2316cc	1991	In Tank Pump	USEP8224
2.8L V6 2849cc	1987-1988	External Pump	USEP8002
2.8L V6 2849cc	1987-1988	In Tank Pump	USEP8224
2.8L V6 2849cc	1989-1990	B280F Desig.; VIN 6; External Pump	USEP8002
2.8L V6 2849cc	1989-1990	B280F Desig.; VIN 6; In Tank Pump	USEP8224
850			
2.3L L5 2319cc	1994	B5234FT Desig.; Turbo; VIN 5	USEP8643

Engine	Years	Application Description	USMW
2.3L L5 2319cc	1995	B5234T5 Desig.; T-5R; VIN 58	USEP8643
2.3L L5 2319cc	1996-1997	B5234T5 Desig.; R; VIN 58	USEP8643
2.3L L5 2319cc	1997	B5234T1 Desig.; T-5; VIN 57	USEP8643
2.4L L5 2435cc	1993		USEP8643
2.4L L5 2435cc	1997	B5254T Desig.; GLT; VIN 56	USEP8643
940			
2.3L L4 2316cc	1991-1995	B230FT Desig.; T; In Tank Pump	USEP8224
2.3L L4 2316cc	1991	B234F Desig.; GLE; Naturally Aspirated	USEP2487
2.3L L4 2316cc	1991	SE; GLE; In Tank Pump	USEP8224
2.3L L4 2316cc	1991	SE; T; GLE; External Pump	USEP8002
2.3L L4 2316cc	1992-1993	B230FT Desig.; T; VIN 8; External Pump	USEP8002
2.3L L4 2316cc	1992-1993	B230FT Desig.; T; VIN 8; In Tank Pump	USEP8224
2.3L L4 2316cc	1992	B230F Desig.; GL; VIN 88	USEP8279
2.3L L4 2316cc	1992	B230F Desig.; GL; VIN 88; External Pump	USEP8002
2.3L L4 2316cc	1992	B230F Desig.; GL; VIN 88; In Tank Pump	USEP8224
2.3L L4 2316cc	1993	B230F Desig.; Base; VIN 88	USEP8279
2.3L L4 2316cc	1993	B230F Desig.; Base; VIN 88; External Pump	USEP8002
2.3L L4 2316cc	1993	B230F Desig.; Base; VIN 88; In Tank Pump	USEP8224
2.3L L4 2316cc	1994	Base; T; VIN 8; External Pump	USEP8002
2.3L L4 2316cc	1994	Base; T; VIN 8; In Tank Pump	USEP8224
2.3L L4 2316cc	1995	B230FD Desig.; Base; Naturally Aspirated	USEP8250
960			
2.9L L6 2922cc	1992-1994	External Pump	USEP8002
2.9L L6 2922cc	1992-1994	In Tank Pump	USEP8224
2.9L L6 2922cc	1994		USEP8186

**APPLICATIONS
KITS**

USMW	Years	Application	Engine
USEP2000	1983-1984	FORD THUNDERBIRD	2.3L L4 140 CID
	1983	FORD MUSTANG	2.3L L4 140 CID
	1983	FORD THUNDERBIRD	5.0L V8 302 CID
	1983	MERCURY COUGAR	5.0L V8 302 CID
	1984	FORD MUSTANG	5.0L V8 302 CID
	1984	MERCURY COUGAR	2.3L L4 140 CID
	1985-1986	MERCURY MARQUIS	3.8L V6 232 CID
	1985-1987	FORD BRONCO	5.0L V8 302 CID
	1985-1987	FORD F-150	5.0L V8 302 CID
	1985-1987	FORD F-250	5.0L V8 302 CID
	1985-1988	FORD RANGER	2.3L L4 140 CID
	1985-1989	MERKUR XR4TI	2.3L L4 140 CID
	1985	FORD LTD	3.8L V6 232 CID
	1985	FORD LTD	5.0L V8 302 CID
	1985	MERCURY MARQUIS	3.8L V6 232 CID
	1986-1987	FORD E-150 ECONOLINE	5.0L V8 302 CID
	1986-1987	FORD E-150 ECONOLINE CLUB WAGON	5.0L V8 302 CID
	1986-1987	FORD E-250 ECONOLINE	5.0L V8 302 CID
	1986-1989	FORD BRONCO II	2.9L V6 177 CID
	1986	FORD AEROSTAR	2.3L L4 140 CID
	1986	FORD LTD	3.8L V6 232 CID
	1986	FORD MUSTANG	2.3L L4 140 CID
	1986	FORD RANGER	2.3L L4 140 CID
	1986	FORD RANGER	2.9L V6 177 CID
	1987-1988	FORD RANGER	2.9L V6 177 CID
	1987	FORD AEROSTAR	2.3L L4 140 CID
	1988-1989	FORD BRONCO	5.0L V8 302 CID
	1988-1989	FORD BRONCO	5.8L V8 5752cc 351 CID
	1988-1989	FORD F-150	5.0L V8 302 CID
	1988-1989	FORD F-150	5.8L V8 5752cc 351 CID
	1988-1989	FORD F-250	5.0L V8 302 CID
	1988-1989	FORD F-250	5.8L V8 5752cc 351 CID
	1988-1989	FORD F-250	5.8L V8 5752cc 351 CID
	1988-1989	FORD F-350	7.5L V8 7538cc 460 CID
	1988-1991	FORD E-150 ECONOLINE	5.0L V8 302 CID
	1988-1991	FORD E-150 ECONOLINE	5.8L V8 5752cc 351 CID
	1988-1991	FORD E-150 ECONOLINE CLUB WAGON	5.0L V8 302 CID
	1988-1991	FORD E-150 ECONOLINE CLUB WAGON	5.8L V8 5752cc 351 CID
	1988-1991	FORD E-250 ECONOLINE	5.0L V8 302 CID
	1988-1991	FORD E-250 ECONOLINE	5.8L V8 5752cc 351 CID
	1988-1991	FORD E-250 ECONOLINE CLUB WAGON	5.8L V8 5752cc 351 CID
	1988-1991	FORD E-250 ECONOLINE CLUB WAGON	7.5L V8 7538cc 460 CID
	1988-1991	FORD E-350 ECONOLINE	5.8L V8 5752cc 351 CID
	1988-1991	FORD E-350 ECONOLINE	7.5L V8 7538cc 460 CID
	1988-1991	FORD E-350 ECONOLINE CLUB WAGON	5.8L V8 5752cc 351 CID
	1988-1991	FORD E-350 ECONOLINE CLUB WAGON	7.5L V8 7538cc 460 CID
1988	FORD F-250	7.5L V8 7538cc 460 CID	
1989	FORD F-250	7.5L V8 7538cc 460 CID	
USEP2000A	1983-1984	FORD THUNDERBIRD	2.3L L4 140 CID
	1983	FORD MUSTANG	2.3L L4 140 CID
	1983	FORD THUNDERBIRD	5.0L V8 302 CID
	1983	MERCURY COUGAR	5.0L V8 302 CID
	1984	FORD MUSTANG	5.0L V8 302 CID
	1984	MERCURY COUGAR	2.3L L4 140 CID
	1985-1986	MERCURY MARQUIS	3.8L V6 232 CID
	1985-1987	FORD BRONCO	5.0L V8 302 CID
	1985-1987	FORD F-150	5.0L V8 302 CID
	1985-1987	FORD F-250	5.0L V8 302 CID
	1985-1988	FORD RANGER	2.3L L4 140 CID
	1985-1989	MERKUR XR4TI	2.3L L4 140 CID
	1985	FORD LTD	3.8L V6 232 CID
	1985	FORD LTD	5.0L V8 302 CID
	1985	MERCURY MARQUIS	3.8L V6 232 CID
	1986-1987	FORD E-150 ECONOLINE	5.0L V8 302 CID
	1986-1987	FORD E-150 ECONOLINE CLUB WAGON	5.0L V8 302 CID
	1986-1987	FORD E-250 ECONOLINE	5.0L V8 302 CID
	1986-1989	FORD BRONCO II	2.9L V6 177 CID
	1986	FORD AEROSTAR	2.3L L4 140 CID

USMW	Years	Application	Engine	
USEP2000A	1986	FORD LTD	3.8L V6 232 CID	
	1986	FORD MUSTANG	2.3L L4 140 CID	
	1986	FORD RANGER	2.3L L4 140 CID	
	1986	FORD RANGER	2.9L V6 177 CID	
	1987-1988	FORD RANGER	2.9L V6 177 CID	
	1987	FORD AEROSTAR	2.3L L4 140 CID	
	1987	FORD BRONCO	4.9L L6 4917cc 300 CID	
	1987	FORD E-150 ECONOLINE	4.9L L6 4917cc 300 CID	
	1988-1989	FORD BRONCO	5.0L V8 302 CID	
	1988-1989	FORD BRONCO	5.8L V8 5752cc 351 CID	
	1988-1989	FORD F-150	5.0L V8 302 CID	
	1988-1989	FORD F-150	5.8L V8 5752cc 351 CID	
	1988-1989	FORD F-250	5.0L V8 302 CID	
	1988-1989	FORD F-250	5.8L V8 5752cc 351 CID	
	1988-1989	FORD F-350	7.5L V8 7538cc 460 CID	
	1988-1991	FORD E-150 ECONOLINE	5.0L V8 302 CID	
	1988-1991	FORD E-150 ECONOLINE	5.8L V8 5752cc 351 CID	
	1988-1991	FORD E-150 ECONOLINE CLUB WAGON	5.0L V8 302 CID	
	1988-1991	FORD E-150 ECONOLINE CLUB WAGON	5.8L V8 5752cc 351 CID	
	1988-1991	FORD E-250 ECONOLINE	5.0L V8 302 CID	
	1988-1991	FORD E-250 ECONOLINE	5.8L V8 5752cc 351 CID	
	1988-1991	FORD E-250 ECONOLINE CLUB WAGON	5.8L V8 5752cc 351 CID	
	1988-1991	FORD E-250 ECONOLINE CLUB WAGON	7.5L V8 7538cc 460 CID	
	1988-1991	FORD E-350 ECONOLINE	5.8L V8 5752cc 351 CID	
	1988-1991	FORD E-350 ECONOLINE	7.5L V8 7538cc 460 CID	
	1988-1991	FORD E-350 ECONOLINE CLUB WAGON	5.8L V8 5752cc 351 CID	
	1988-1991	FORD E-350 ECONOLINE CLUB WAGON	7.5L V8 7538cc 460 CID	
	1988	FORD F-250	7.5L V8 7538cc 460 CID	
	1989	FORD F-250	7.5L V8 7538cc 460 CID	
	USEP2001	1985-1988	FORD COUGAR	3.8L V6 232 CID
		1985-1988	FORD COUGAR (MEX)	3.8L V6 3800cc 231 CID
		1985	FORD B150 1/2 TON (MEX)	5.0L V8 5000cc
		1986	FORD TAURUS	2.5L L4 153 CID
		1986	MERCURY SABLE	2.5L L4 153 CID
		1986	MERCURY SABLE	2.5L L4 153 CID
		1987-1988	FORD TAURUS	2.5L L4 153 CID
		1987	FORD TAURUS	2.5L L4 153 CID
		1987	MERCURY SABLE	3.0L V6 2986cc 182 CID
		1988-1989	FORD TAURUS	3.8L V6 232 CID
		1988-1989	MERCURY SABLE	3.8L V6 232 CID
		1988-1993	FORD TOPAZ	2.3L L4 2309cc 140 CID
		1988-1993	FORD TOPAZ (MEX)	2.3L L4 2294cc
		1989	FORD TAURUS	2.5L L4 153 CID
		1990	FORD AEROSTAR	4.0L V6 245 CID
		1990	FORD GHIA (MEX)	2.3L L4 2300cc
		1991-1992	FORD GRAND MARQUIS (MEX)	5.0L V8 5000cc
1992		FORD GHIA	3.0L V6 182 CID	
1996		FORD VAGONETA (MEX)	1.9L L4 1900cc	
1997		FORD AEROSTAR	3.0L V6 2986cc 182 CID	
USEP2002		1986	FORD AEROSTAR	2.3L L4 140 CID
		1988-1990	FORD ESCORT	1.9L L4 116 CID
		1989	FORD RANGER	2.3L L4 140 CID
		1991	MAZDA NAVAJO	4.0L V6 4016cc
		1992-1994	MAZDA NAVAJO	4.0L V6 4016cc
		1994	MAZDA B2300	2.3L L4 2295cc
		1994	MAZDA B3000	3.0L V6 2986cc 182 CID
		1994	MAZDA B3000	3.0L V6 2986cc 182 CID
		1994	MAZDA B4000	4.0L V6 4016cc
		1994	MAZDA B4000	4.0L V6 4016cc
	1995	MAZDA B3000	3.0L V6 2986cc 182 CID	
	USEP2003	1985	FORD LTD	3.8L V6 232 CID
		1985	FORD LTD	5.0L V8 302 CID
		1985	MERCURY MARQUIS	3.8L V6 232 CID
	USEP2008	1986-1987	FORD E-150 ECONOLINE	5.0L V8 302 CID
1986-1987		FORD E-150 ECONOLINE CLUB WAGON	5.0L V8 302 CID	
1986-1987		FORD E-250 ECONOLINE	5.0L V8 302 CID	
1986-1987		FORD E-250 ECONOLINE CLUB WAGON	7.5L V8 7538cc 460 CID	
1986-1987		FORD E-350 ECONOLINE	7.5L V8 7538cc 460 CID	

USMW	Years	Application	Engine
USEP2008	1986-1987	FORD E-350 ECONOLINE CLUB WAGON	7.5L V8 7538cc 460 CID
	1987	FORD E-150 ECONOLINE	4.9L L6 4917cc 300 CID
	1987	FORD E-350 ECONOLINE	7.5L V8 7538cc 460 CID
	1987	FORD F-150	5.0L V8 302 CID
	1987	FORD F-150	5.0L V8 302 CID
	1987	FORD F-150	5.0L V8 302 CID
	1987	FORD F-150	5.0L V8 302 CID
	1987	FORD F-250	5.0L V8 302 CID
	1987	FORD F-250	5.0L V8 302 CID
	1988-1989	FORD E-150 ECONOLINE	5.0L V8 302 CID
	1988-1989	FORD E-150 ECONOLINE	5.0L V8 302 CID
	1988-1989	FORD E-150 ECONOLINE	5.8L V8 5752cc 351 CID
	1988-1989	FORD E-150 ECONOLINE	5.8L V8 5752cc 351 CID
	1988-1989	FORD F-150	5.0L V8 302 CID
	1988-1989	FORD F-150	5.0L V8 302 CID
	1988-1989	FORD F-150	5.0L V8 302 CID
	1988-1989	FORD F-150	5.0L V8 302 CID
	1988-1989	FORD F-150	5.8L V8 5752cc 351 CID
	1988-1989	FORD F-150	5.8L V8 5752cc 351 CID
	1988-1989	FORD F-150	5.8L V8 5752cc 351 CID
	1988-1989	FORD F-250	5.0L V8 302 CID
	1988-1989	FORD F-250	5.8L V8 5752cc 351 CID
	1988-1989	FORD F-250	5.8L V8 5752cc 351 CID
	1988-1989	FORD F-250	5.8L V8 5752cc 351 CID
	1988-1989	FORD F-250	7.5L V8 7538cc 460 CID
	1988-1989	FORD F-350	5.8L V8 5752cc 351 CID
	1988-1989	FORD F-350	7.5L V8 7538cc 460 CID
	1988	FORD E-350 ECONOLINE	5.8L V8 5752cc 351 CID
	1988	FORD E-350 ECONOLINE	5.8L V8 5752cc 351 CID
	1988	FORD E-350 ECONOLINE	7.5L V8 7538cc 460 CID
	1988	FORD E-350 ECONOLINE	7.5L V8 7538cc 460 CID
	1988	FORD E-350 ECONOLINE CLUB WAGON	5.8L V8 5752cc 351 CID
	1988	FORD E-350 ECONOLINE CLUB WAGON	5.8L V8 5752cc 351 CID
	1988	FORD E-350 ECONOLINE CLUB WAGON	7.5L V8 7538cc 460 CID
	1988	FORD E-350 ECONOLINE CLUB WAGON	7.5L V8 7538cc 460 CID
	1990-1991	FORD E-150 ECONOLINE CLUB WAGON	5.0L V8 302 CID
	1990-1991	FORD E-150 ECONOLINE CLUB WAGON	5.8L V8 5752cc 351 CID
	1990-1991	FORD E-250 ECONOLINE	5.0L V8 302 CID
	1990-1991	FORD E-250 ECONOLINE	5.8L V8 5752cc 351 CID
	1990-1991	FORD E-250 ECONOLINE CLUB WAGON	5.8L V8 5752cc 351 CID
	1990-1991	FORD E-250 ECONOLINE CLUB WAGON	7.5L V8 7538cc 460 CID
	1990-1991	FORD E-350 ECONOLINE	5.8L V8 5752cc 351 CID
	1990-1991	FORD E-350 ECONOLINE	7.5L V8 7538cc 460 CID
	1990-1991	FORD E-350 ECONOLINE CLUB WAGON	5.8L V8 5752cc 351 CID
	1990-1991	FORD E-350 ECONOLINE CLUB WAGON	7.5L V8 7538cc 460 CID
	1990	FORD E-150 ECONOLINE	5.0L V8 302 CID
1990	FORD E-150 ECONOLINE	5.8L V8 5752cc 351 CID	
1990	FORD E-150 ECONOLINE CLUB WAGON	4.9L L6 4917cc 300 CID	
1990	FORD E-150 ECONOLINE CLUB WAGON	5.0L V8 302 CID	
1990	FORD E-150 ECONOLINE CLUB WAGON	5.8L V8 5752cc 351 CID	
1990	FORD E-250 ECONOLINE	5.0L V8 302 CID	
1990	FORD E-250 ECONOLINE	5.8L V8 5752cc 351 CID	
1990	FORD E-250 ECONOLINE CLUB WAGON	5.8L V8 5752cc 351 CID	
1990	FORD E-250 ECONOLINE CLUB WAGON	7.5L V8 7538cc 460 CID	
1990	FORD E-350 ECONOLINE CLUB WAGON	5.8L V8 5752cc 351 CID	
1990	FORD E-350 ECONOLINE CLUB WAGON	7.5L V8 7538cc 460 CID	
1991	FORD E-150 ECONOLINE CLUB WAGON	5.0L V8 302 CID	
1991	FORD E-150 ECONOLINE CLUB WAGON	5.8L V8 5752cc 351 CID	
1991	FORD E-250 ECONOLINE	5.0L V8 302 CID	
1991	FORD E-250 ECONOLINE	5.8L V8 5752cc 351 CID	
1991	FORD E-250 ECONOLINE CLUB WAGON	5.8L V8 5752cc 351 CID	
1991	FORD E-250 ECONOLINE CLUB WAGON	7.5L V8 7538cc 460 CID	
1991	FORD E-350 ECONOLINE CLUB WAGON	5.8L V8 5752cc 351 CID	
1991	FORD E-350 ECONOLINE CLUB WAGON	7.5L V8 7538cc 460 CID	
USEP2014	1972-1974	FORD COURIER	1.8L L4 1796cc 110 CID
USEP2015	1988-1989	FORD ESCORT	1.9L L4 116 CID
	1988-1989	FORD ESCORT	1.9L L4 116 CID

USMW	Years	Application	Engine	
	1988-1990	FORD ESCORT	1.9L L4 116 CID	
	1988-1990	FORD ESCORT	1.9L L4 116 CID	
	1988	FORD ESCORT	1.9L L4 116 CID	
	1988	FORD ESCORT	1.9L L4 116 CID	
	1990	FORD ESCORT	1.9L L4 116 CID	
	1990	FORD ESCORT	1.9L L4 116 CID	
USEP2019	1979-1982	FORD COURIER	2.0L L4 1989cc 122 CID	
	1979-1982	FORD COURIER	2.3L L4 140 CID	
	1979-1982	MAZDA B2000	2.0L L4 1970cc 120 CID	
	1979	FORD COURIER	1.8L L4 110 CID	
USEP2024	1986	FORD THUNDERBIRD	5.0L V8 302 CID	
	1987-1988	FORD THUNDERBIRD	5.0L V8 302 CID	
	1987-1988	MERCURY COUGAR	3.8L V6 232 CID	
	1987-1988	MERCURY COUGAR	5.0L V8 302 CID	
	1987	FORD THUNDERBIRD	3.8L V6 232 CID	
	1987	LINCOLN CONTINENTAL	5.0L V8 302 CID	
	1987	LINCOLN MARK VII	5.0L V8 302 CID	
	1987	MERCURY COUGAR	3.8L V6 232 CID	
USEP2031	1988	FORD E-350 ECONOLINE	5.8L V8 5752cc 351 CID	
	1988	FORD E-350 ECONOLINE	7.5L V8 7538cc 460 CID	
	1988	FORD E-350 ECONOLINE CLUB WAGON	5.8L V8 5752cc 351 CID	
	1988	FORD E-350 ECONOLINE CLUB WAGON	7.5L V8 7538cc 460 CID	
	1989	FORD E-350 ECONOLINE	5.8L V8 5752cc 351 CID	
USEP2035	1985-1986	FORD F-150	5.0L V8 302 CID	
	1985-1986	FORD F-150	5.0L V8 302 CID	
	1985-1986	FORD F-150	5.0L V8 302 CID	
	1985-1986	FORD F-150	5.0L V8 302 CID	
	1985-1986	FORD F-150	5.0L V8 302 CID	
	1985-1986	FORD F-150	5.0L V8 302 CID	
	1985-1986	FORD F-250	5.0L V8 302 CID	
	1985-1986	FORD F-250	5.0L V8 302 CID	
	1985	FORD LTD	5.0L V8 302 CID	
	1985	FORD LTD	5.0L V8 302 CID	
	1986	FORD AEROSTAR	2.3L L4 140 CID	
	1986	FORD AEROSTAR	2.3L L4 140 CID	
	1986	FORD AEROSTAR	2.3L L4 140 CID	
	1986	MERCURY MARQUIS	3.8L V6 232 CID	
	1987-1989	FORD F-150	5.0L V8 302 CID	
	1987-1989	FORD F-250	5.0L V8 302 CID	
USEP2036	1985	FORD RANGER	2.3L L4 140 CID	
	1986-1987	FORD RANGER	2.3L L4 140 CID	
	1986-1987	FORD RANGER	2.9L V6 177 CID	
	1986-1988	FORD RANGER	2.3L L4 140 CID	
	1986-1988	FORD RANGER	2.9L V6 177 CID	
	1988	FORD RANGER	2.3L L4 140 CID	
	1988	FORD RANGER	2.9L V6 177 CID	
	USEP2042	1986	FORD TAURUS	2.5L L4 153 CID
		1986	MERCURY SABLE	2.5L L4 153 CID
		1987-1988	FORD TAURUS	2.5L L4 153 CID
1987-1990		FORD TAURUS	2.5L L4 153 CID	
1987		FORD TAURUS	2.5L L4 153 CID	
1987		MERCURY SABLE	3.0L V6 2986cc 182 CID	
1988-1992		FORD TAURUS	3.8L V6 232 CID	
1988-1992		FORD TAURUS	3.8L V6 232 CID	
1988-1995		MERCURY SABLE	3.8L V6 232 CID	
1989-1990		FORD TAURUS	2.5L L4 153 CID	
1990-1995		FORD TAURUS	3.8L V6 232 CID	
1990		FORD TAURUS	2.5L L4 153 CID	
1991		FORD TAURUS	2.5L L4 153 CID	
1991		FORD TAURUS	3.8L V6 232 CID	
1993-1995	FORD TAURUS	3.8L V6 232 CID		
1993-1995	FORD TAURUS	3.8L V6 232 CID		
1993-1995	FORD TAURUS	3.8L V6 232 CID		
1993-1995	FORD TAURUS	3.8L V6 232 CID		
1994	MERCURY SABLE	3.8L V6 232 CID		
1995-1996	FORD ESCORT	1.9L L4 1859cc 113 CID		
1995	FORD TAURUS	3.8L V6 232 CID		

BUYER'S GUIDE

USMW	Years	Application	Engine
USEP2042	1995	FORD TAURUS	3.8L V6 232 CID
	1995	FORD TAURUS	3.8L V6 232 CID
USEP2044	1987	FORD THUNDERBIRD	2.3L L4 140 CID
	1988	FORD THUNDERBIRD	2.3L L4 140 CID
	1989-1996	FORD COUGAR (MEX)	3.8L V6 3802cc
	1989	FORD COUGAR (MEX)	3.8L V6 3800cc 231 CID
	1990-1993	FORD COUGAR	3.8L V6 3797cc 232 CID
	1990	LINCOLN TOWN CAR	5.0L V8 302 CID
	1994	FORD COUGAR	3.8L V6 3797cc 232 CID
	1994	FORD WINDSTAR (MEX)	3.8L V6 3800cc 231 CID
1995-1997	FORD WINDSTAR	3.8L V6 232 CID	
USEP2051	1991-1992	FORD PROBE	3.0L V6 2986cc 182 CID
USEP2052	1989	FORD TEMPO	2.3L L4 140 CID
USEP2054	1985-1987	FORD RANGER	2.3L L4 140 CID
USEP2059	1990-1991	FORD F SUPER DUTY	7.5L V8 7538cc 460 CID
	1990-1991	FORD F-150	5.0L V8 302 CID
	1990-1991	FORD F-150	5.8L V8 5752cc 351 CID
	1990-1991	FORD F-250	5.8L V8 5752cc 351 CID
	1990-1991	FORD F-250	7.5L V8 7538cc 460 CID
	1990-1991	FORD F-350	5.8L V8 5752cc 351 CID
	1990-1991	FORD F-350	7.5L V8 7538cc 460 CID
	1990-1996	FORD F-150	5.0L V8 302 CID
	1990-1996	FORD F-150	5.0L V8 302 CID
	1990-1996	FORD F-150	5.8L V8 5752cc 351 CID
	1990-1996	FORD F-150	5.8L V8 5752cc 351 CID
	1990-1996	FORD F-150	5.8L V8 5752cc 351 CID
	1990-1996	FORD F-250	5.8L V8 5752cc 351 CID
	1990-1996	FORD F-250	5.8L V8 5752cc 351 CID
	1990-1996	FORD F-250	5.8L V8 5752cc 351 CID
	1990-1996	FORD F-250	7.5L V8 7538cc 460 CID
	1990-1996	FORD F-250	7.5L V8 7538cc 460 CID
	1990-1996	FORD F-250	7.5L V8 7538cc 460 CID
	1990-1997	FORD F SUPER DUTY	7.5L V8 7538cc 460 CID
	1990-1997	FORD F SUPER DUTY	7.5L V8 7538cc 460 CID
	1990-1997	FORD F SUPER DUTY	7.5L V8 7538cc 460 CID
	1990-1997	FORD F-350	5.8L V8 5752cc 351 CID
	1990-1997	FORD F-350	5.8L V8 5752cc 351 CID
	1990-1997	FORD F-350	7.5L V8 7538cc 460 CID
	1990-1997	FORD F-350	7.5L V8 7538cc 460 CID
	1990	FORD F-200 (MEX)	5.0L V8 5000cc
	1990	FORD F-200 (MEX)	5.8L V8 5800cc 353 CID
	1991-1996	FORD F-250	5.0L V8 302 CID
	1991-1996	FORD F-250	5.0L V8 302 CID
	1991-1996	FORD F-250	5.0L V8 302 CID
	1992-1996	FORD F-150	5.0L V8 302 CID
	1992-1996	FORD F-150	5.0L V8 302 CID
	1992-1996	FORD F-150	5.8L V8 5752cc 351 CID
	1992-1996	FORD F-150	5.8L V8 5752cc 351 CID
	1992-1996	FORD F-250	5.0L V8 302 CID
	1992-1996	FORD F-250	5.0L V8 302 CID
	1992-1996	FORD F-250	5.8L V8 5752cc 351 CID
	1992-1996	FORD F-250	5.8L V8 5752cc 351 CID
	1992-1996	FORD F-250	7.5L V8 7538cc 460 CID
	1992-1996	FORD F-250	7.5L V8 7538cc 460 CID
	1992-1997	FORD F SUPER DUTY	7.5L V8 7538cc 460 CID
	1992-1997	FORD F SUPER DUTY	7.5L V8 7538cc 460 CID
	1992-1997	FORD F-350	5.8L V8 5752cc 351 CID
	1992-1997	FORD F-350	5.8L V8 5752cc 351 CID
	1992-1997	FORD F-350	7.5L V8 7538cc 460 CID
	1992-1997	FORD F-350	7.5L V8 7538cc 460 CID
	1993-1995	FORD F-150	5.0L V8 302 CID
1993-1995	FORD F-150	5.0L V8 302 CID	
1993-1995	FORD F-150	5.0L V8 302 CID	
1993-1995	FORD F-150	5.0L V8 302 CID	
1993-1995	FORD F-150	5.0L V8 302 CID	

USMW	Years	Application	Engine
1993-1995	1993-1995	FORD F-150	5.8L V8 5752cc 351 CID
	1993-1995	FORD F-150	5.8L V8 5752cc 351 CID
1993-1995	1993-1995	FORD F-150	5.8L V8 5752cc 351 CID
	1993-1995	FORD F-150	5.8L V8 5752cc 351 CID
1993-1995	1993-1995	FORD F-150	5.8L V8 5752cc 351 CID
	1993-1995	FORD F-150	5.8L V8 5752cc 351 CID
1993-1995	1993-1995	FORD F-150	5.8L V8 5752cc 351 CID
	1993-1995	FORD F-150	5.8L V8 5752cc 351 CID
1993-1995	1993-1995	FORD F-150	5.8L V8 5752cc 351 CID
	1993-1995	FORD F-150	5.8L V8 5752cc 351 CID
1995	1995	FORD F-350	5.0L V8 4949cc 302 CID
	1997	FORD F-350	5.0L V8 302 CID
1997	1997	MERCURY MOUNTAINEER	5.0L V8 302 CID
	1997	MERCURY MOUNTAINEER	5.0L V8 302 CID
USEP2059MN	1989-1990	FORD BRONCO II	2.9L V6 177 CID
	1990-1991	FORD F SUPER DUTY	7.5L V8 7538cc 460 CID
	1990-1991	FORD F-150	5.0L V8 302 CID
	1990-1991	FORD F-150	5.8L V8 5752cc 351 CID
	1990-1991	FORD F-250	5.8L V8 5752cc 351 CID
	1990-1991	FORD F-250	7.5L V8 7538cc 460 CID
	1990-1991	FORD F-350	5.8L V8 5752cc 351 CID
	1990-1991	FORD F-350	7.5L V8 7538cc 460 CID
	1990-1992	FORD F SUPER DUTY	7.5L V8 7538cc 460 CID
	1990-1992	FORD F SUPER DUTY	7.5L V8 7538cc 460 CID
	1990-1992	FORD F-250	5.8L V8 5752cc 351 CID
	1990-1992	FORD F-250	5.8L V8 5752cc 351 CID
	1990-1992	FORD F-250	7.5L V8 7538cc 460 CID
	1990-1992	FORD F-250	7.5L V8 7538cc 460 CID
	1990-1992	FORD F-250	7.5L V8 7538cc 460 CID
	1990-1992	FORD F-350	5.8L V8 5752cc 351 CID
	1990-1992	FORD F-350	5.8L V8 5752cc 351 CID
	1990-1992	FORD F-350	7.5L V8 7538cc 460 CID
	1990-1992	FORD F-350	7.5L V8 7538cc 460 CID
	1990-1996	FORD BRONCO	5.0L V8 302 CID
	1990-1996	FORD BRONCO	5.8L V8 5752cc 351 CID
	1990-1996	FORD F-150	5.0L V8 302 CID
	1990-1996	FORD F-150	5.0L V8 302 CID
	1990-1996	FORD F-150	5.8L V8 5752cc 351 CID
	1990-1996	FORD F-150	5.8L V8 5752cc 351 CID
	1990	LINCOLN TOWN CAR	5.0L V8 302 CID
	1991-1992	FORD F-250	5.0L V8 302 CID
	1991-1992	FORD F-250	5.0L V8 302 CID
	1991-1992	FORD F-350	5.0L V8 4949cc 302 CID
	1991-1997	FORD P350 MICROBUS (MEX)	5.8L V8 5800cc 353 CID
	1991	FORD BRONCO	4.9L L6 4917cc 300 CID
	1991	FORD F-250	5.0L V8 302 CID
	1992-1996	FORD F-150	5.0L V8 302 CID
	1992-1996	FORD F-150	5.0L V8 302 CID
	1992-1996	FORD F-150	5.8L V8 5752cc 351 CID
	1992-1996	FORD F-150	5.8L V8 5752cc 351 CID
	1992	FORD F SUPER DUTY	7.5L V8 7538cc 460 CID
	1992	FORD F SUPER DUTY	7.5L V8 7538cc 460 CID
	1992	FORD F-250	5.0L V8 302 CID
	1992	FORD F-250	5.0L V8 302 CID
	1992	FORD F-250	5.8L V8 5752cc 351 CID
	1992	FORD F-250	5.8L V8 5752cc 351 CID
	1992	FORD F-250	7.5L V8 7538cc 460 CID
	1992	FORD F-250	7.5L V8 7538cc 460 CID
	1992	FORD F-350	5.8L V8 5752cc 351 CID
	1992	FORD F-350	5.8L V8 5752cc 351 CID
	1993-1995	FORD F-150	5.0L V8 302 CID
1993-1995	FORD F-150	5.0L V8 302 CID	
1993-1995	FORD F-150	5.8L V8 5752cc 351 CID	
1993-1995	FORD F-150	5.8L V8 5752cc 351 CID	
1993-1995	FORD F-150	5.8L V8 5752cc 351 CID	
1993-1995	FORD F-150	5.8L V8 5752cc 351 CID	
1993-1995	FORD F-150	5.8L V8 5752cc 351 CID	

USMW	Years	Application	Engine
USEP2059MN	1993-1995	FORD F-150	5.8L V8 5752cc 351 CID
	1993-1995	FORD F-150	5.8L V8 5752cc 351 CID
	1993-1995	FORD F-150	5.8L V8 5752cc 351 CID
	1993-1996	FORD F-250	5.0L V8 302 CID
	1993-1996	FORD F-250	5.0L V8 302 CID
	1993-1996	FORD F-250	5.0L V8 302 CID
	1993-1996	FORD F-250	5.0L V8 302 CID
	1993-1996	FORD F-250	5.8L V8 5752cc 351 CID
	1993-1996	FORD F-250	5.8L V8 5752cc 351 CID
	1993-1996	FORD F-250	5.8L V8 5752cc 351 CID
	1993-1996	FORD F-250	7.5L V8 7538cc 460 CID
	1993-1996	FORD F-250	7.5L V8 7538cc 460 CID
	1993-1996	FORD F-250	7.5L V8 7538cc 460 CID
	1993-1997	FORD F SUPER DUTY	7.5L V8 7538cc 460 CID
	1993-1997	FORD F SUPER DUTY	7.5L V8 7538cc 460 CID
	1993-1997	FORD F SUPER DUTY	7.5L V8 7538cc 460 CID
	1993-1997	FORD F SUPER DUTY	7.5L V8 7538cc 460 CID
	1993-1997	FORD F SUPER DUTY	7.5L V8 7538cc 460 CID
	1993-1997	FORD F-350	5.8L V8 5752cc 351 CID
	1993-1997	FORD F-350	5.8L V8 5752cc 351 CID
	1993-1997	FORD F-350	5.8L V8 5752cc 351 CID
	1993-1997	FORD F-350	5.8L V8 5752cc 351 CID
	1993-1997	FORD F-350	7.5L V8 7538cc 460 CID
	1993-1997	FORD F-350	7.5L V8 7538cc 460 CID
	1993-1997	FORD F-350	7.5L V8 7538cc 460 CID
	1993-1997	FORD P-350	5.8L V8 5752cc 351 CID
	1995-1996	FORD EXPLORER	4.0L V6 245 CID
	1995	FORD EXPLORER	4.0L V6 245 CID
	1996	FORD EXPLORER	4.0L V6 245 CID
	1996	FORD EXPLORER	5.0L V8 302 CID
	1997	FORD BRONCO (MEX)	2.9L V6 2901cc
	1997	FORD F-250	5.0L V8 4949cc 302 CID
	1997	MERCURY MOUNTAINEER	5.0L V8 302 CID
1997	MERCURY MOUNTAINEER	5.0L V8 302 CID	
USEP2060S	1990	FORD E-350 ECONOLINE	5.8L V8 5752cc 351 CID
	1990	FORD E-350 ECONOLINE	7.5L V8 7538cc 460 CID
	1991	FORD E-350 ECONOLINE	5.8L V8 5752cc 351 CID
	1991	FORD E-350 ECONOLINE	7.5L V8 7538cc 460 CID
USEP2061	1985	FORD MUSTANG	2.3L L4 140 CID
	1985	FORD MUSTANG	3.8L V6 232 CID
	1985	FORD MUSTANG	5.0L V8 302 CID
	1985	MERCURY CAPRI	3.8L V6 232 CID
	1985	MERCURY CAPRI	5.0L V8 302 CID
	1986	FORD MUSTANG	2.3L L4 140 CID
	1995	FORD MUSTANG	5.0L V8 302 CID
USEP2063M	1988-1989	FORD F53	7.5L V8 7538cc 460 CID
	1995-1996	FORD F-250	5.0L V8 302 CID
	1995-1996	FORD F-350	5.0L V8 302 CID
USEP2064	1990-1992	FORD F SUPER DUTY	7.5L V8 7538cc 460 CID
	1990-1992	FORD F-150	5.0L V8 302 CID
	1990-1992	FORD F-250	5.8L V8 5752cc 351 CID
	1990-1992	FORD F-250	7.5L V8 7538cc 460 CID
	1990-1992	FORD F-350	5.8L V8 5752cc 351 CID
	1990-1992	FORD F-350	7.5L V8 7538cc 460 CID
	1990-1992	FORD F-150	5.8L V8 5752cc 351 CID
	1990-1992	FORD F-250	5.0L V8 302 CID
	1990-1992	FORD F-250	5.8L V8 5752cc 351 CID
	1990-1992	FORD F-250	5.8L V8 5752cc 351 CID
	1991-1992	FORD F-250	5.0L V8 302 CID
	1993-1994	FORD F-150	5.0L V8 302 CID
	1993-1994	FORD F-150	5.8L V8 5752cc 351 CID
	1993-1996	FORD F-250	5.0L V8 302 CID
	1993-1996	FORD F-250	5.8L V8 5752cc 351 CID
	1993-1996	FORD F-250	7.5L V8 7538cc 460 CID
	1993-1997	FORD F SUPER DUTY	7.5L V8 7538cc 460 CID
	1993-1997	FORD F-350	5.8L V8 5752cc 351 CID
	1993-1997	FORD F-350	7.5L V8 7538cc 460 CID
	1995-1996	FORD F-150	4.9L L6 300 CID
	1995	FORD F-150	5.0L V8 302 CID
1995	FORD F-150	5.8L V8 5752cc 351 CID	

USMW	Years	Application	Engine
1996	FORD F-150	5.0L V8 302 CID	
	FORD F-350	5.8L V8 5752cc 351 CID	
USEP2064MN	1990-1992	FORD F SUPER DUTY	7.5L V8 7538cc 460 CID
	1990-1992	FORD F-150	5.0L V8 302 CID
	1990-1992	FORD F-250	5.8L V8 5752cc 351 CID
	1990-1992	FORD F-250	7.5L V8 7538cc 460 CID
	1990-1992	FORD F-350	5.8L V8 5752cc 351 CID
	1990-1992	FORD F-350	7.5L V8 7538cc 460 CID
	1990-1996	FORD F-150	5.8L V8 5752cc 351 CID
	1991-1992	FORD F-250	5.0L V8 302 CID
	1993-1994	FORD F-150	5.0L V8 302 CID
	1993-1994	FORD F-150	5.8L V8 5752cc 351 CID
	1993-1996	FORD F-250	5.0L V8 302 CID
	1993-1996	FORD F-250	5.8L V8 5752cc 351 CID
	1993-1996	FORD F-250	7.5L V8 7538cc 460 CID
	1993-1996	FORD F-250	5.8L V8 5752cc 351 CID
	1993-1996	FORD F-250	7.5L V8 7538cc 460 CID
	1993-1997	FORD F SUPER DUTY	7.5L V8 7538cc 460 CID
	1993-1997	FORD F-350	5.8L V8 5752cc 351 CID
	1993-1997	FORD F-350	7.5L V8 7538cc 460 CID
1995-1996	FORD F-150	4.9L L6 300 CID	
1995	FORD F-150	5.0L V8 302 CID	
1995	FORD F-150	5.8L V8 5752cc 351 CID	
1996	FORD F-150	5.0L V8 302 CID	
1996	FORD F-350	5.8L V8 5752cc 351 CID	
USEP2065	1988	MERCURY TOPAZ	2.3L L4 140 CID
USEP2067	1993-1996	NISSAN QUEST	3.0L V6 2960cc 181 CID
	1997-1998	NISSAN QUEST	3.0L V6 2960cc 181 CID
USEP2068	1990	FORD TEMPO	2.3L L4 140 CID
	1991	FORD TEMPO	2.3L L4 140 CID
	1993-1995	FORD PROBE	2.5L V6 2450cc 152 CID
	1993-1996	FORD PROBE	2.0L L4 1989cc 122 CID
	1994-1995	FORD MYSTIQUE (MEX)	2.0L L4 1984cc 121 CID
	1994	FORD GHIA	3.0L V6 182 CID
	1994	FORD GHIA (MEX)	3.0L V6 2985cc
	1995-1996	FORD MYSTIQUE (MEX)	2.5L V6 2544cc 155 CID
	1995-1996	KIA SPORTAGE	2.0L L4 1998cc 122 CID
	1995	FORD SABLE	3.8L V6 232 CID
	1995	FORD WINDSTAR	3.8L V6 232 CID
	1997	FORD E-250 ECONOLINE	4.2L V6 256 CID
	1997	FORD E-250 ECONOLINE	4.2L V6 256 CID
	1997	FORD E-250 ECONOLINE	4.2L V6 256 CID
	1997	FORD EXPLORER	5.0L V8 302 CID
	1998	MAZDA B3000	3.0L V6 2986cc 182 CID
	1998	MAZDA B4000	4.0L V6 4016cc
	1999-2002	FORD E-250 ECONOLINE	4.2L V6 256 CID
	1999-2002	NISSAN QUEST	3.3L V6 3275cc
	1999	MAZDA B3000	3.0L V6 2986cc 182 CID
	1999	MAZDA B4000	4.0L V6 4016cc
2000-2001	FORD RANGER	2.5L L4 153 CID	
2000-2001	NISSAN SENTRA	1.8L L4 1809cc	
2003	FORD E-150 CLUB WAGON	4.2L V6 256 CID	
2003	FORD E-150 CLUB WAGON	4.2L V6 256 CID	
2003	FORD E-150 CLUB WAGON	4.6L V8 4601cc 281 CID	
2003	FORD E-250	4.2L V6 256 CID	
2003	FORD E-250	4.2L V6 256 CID	
2003	FORD E-250	4.6L V8 4601cc 281 CID	
2003	FORD E-250	4.6L V8 4601cc 281 CID	
2003	FORD E-550 SUPER DUTY	6.8L V10 6800cc 415 CID	
2003	LINCOLN AVIATOR	4.6L V8 4601cc 281 CID	
2005	FORD F-250	4.6L V8 4601cc 281 CID	
USEP2070H	1993-1996	LINCOLN MARK VIII	4.6L V8 4601cc 281 CID
	1995	LINCOLN MARK VIII	4.6L V8 4601cc 281 CID
USEP2071S	1990	FORD E-350 ECONOLINE	5.8L V8 5752cc 351 CID
	1990	FORD E-350 ECONOLINE	7.5L V8 7538cc 460 CID
	1991	FORD E-350 ECONOLINE	5.8L V8 5752cc 351 CID
	1991	FORD E-350 ECONOLINE	7.5L V8 7538cc 460 CID
USEP2073	1985	FORD MUSTANG	3.8L V6 232 CID
	1985	MERCURY CAPRI	3.8L V6 232 CID
	1986	FORD MUSTANG	3.8L V6 232 CID
	1986	FORD MUSTANG	3.8L V6 232 CID

USMW	Years	Application	Engine	
USEP2073	1986	FORD MUSTANG	5.0L V8 302 CID	
	1986	MERCURY CAPRI	3.8L V6 232 CID	
	1988	FORD MUSTANG	4.6L V8 4601cc 281 CID	
USEP2076S	1986-1987	FORD TAURUS	2.5L L4 153 CID	
	1986	MERCURY SABLE	2.5L L4 153 CID	
	1988-1989	MERCURY SABLE	3.8L V6 232 CID	
	1988-1994	FORD TAURUS	3.8L V6 232 CID	
	1988	FORD TAURUS	2.5L L4 153 CID	
	1989-1990	FORD TAURUS	2.5L L4 153 CID	
	1990-1995	FORD TAURUS	3.8L V6 232 CID	
	1990-1995	MERCURY SABLE	3.8L V6 232 CID	
	1991	FORD TAURUS	2.5L L4 153 CID	
	1991	FORD TAURUS	3.8L V6 232 CID	
	1995	FORD SABLE	3.8L V6 232 CID	
	1995	FORD TAURUS	3.8L V6 232 CID	
	USEP2077S	1986	FORD TAURUS	2.5L L4 153 CID
1986		FORD TAURUS	3.0L V6 2986cc 182 CID	
1987-1988		FORD TAURUS	2.5L L4 153 CID	
1987		FORD TAURUS	2.5L L4 153 CID	
1987		MERCURY SABLE	3.0L V6 2986cc 182 CID	
1988-1990		LINCOLN CONTINENTAL	3.8L V6 232 CID	
1988-1995		FORD TAURUS	3.8L V6 232 CID	
1988-1995		MERCURY SABLE	3.8L V6 232 CID	
1989-1990		FORD TAURUS	2.5L L4 153 CID	
1991-1993		LINCOLN CONTINENTAL	3.8L V6 232 CID	
1991		FORD TAURUS	3.8L V6 232 CID	
1994		FORD TAURUS	3.8L V6 232 CID	
1994		FORD TAURUS	3.8L V6 232 CID	
1994		LINCOLN CONTINENTAL	3.8L V6 232 CID	
1995		FORD TAURUS	3.8L V6 232 CID	
USEP2078	1989	FORD RANGER	2.3L L4 140 CID	
	1989	FORD RANGER	2.9L V6 177 CID	
	1989	FORD RANGER	2.9L V6 177 CID	
	1990	FORD RANGER	2.3L L4 140 CID	
	1990	FORD RANGER	2.9L V6 177 CID	
	1990	FORD RANGER	4.0L V6 245 CID	
	1994	MAZDA B2300	2.3L L4 2295cc	
	1994	MAZDA B4000	4.0L V6 4016cc	
	1995	FORD RANGER	2.3L L4 140 CID	
	1995	FORD RANGER	4.0L V6 245 CID	
	1997	MAZDA B4000	4.0L V6 4016cc	
	USEP2078S	1989	FORD RANGER	2.3L L4 140 CID
		1989	FORD RANGER	2.9L V6 177 CID
1989		FORD RANGER	2.9L V6 177 CID	
1990		FORD RANGER	2.3L L4 140 CID	
1990		FORD RANGER	2.9L V6 177 CID	
1990		FORD RANGER	4.0L V6 245 CID	
1994		MAZDA B2300	2.3L L4 2295cc	
1994		MAZDA B4000	4.0L V6 4016cc	
1995		FORD RANGER	2.3L L4 140 CID	
1995		FORD RANGER	4.0L V6 245 CID	
1997	MAZDA B4000	4.0L V6 4016cc		
USEP2079S	1986	FORD TAURUS	2.5L L4 153 CID	
	1986	MERCURY SABLE	2.5L L4 153 CID	
	1987-1988	FORD TAURUS	2.5L L4 153 CID	
	1987	FORD TAURUS	2.5L L4 153 CID	
	1987	MERCURY SABLE	3.0L V6 2986cc 182 CID	
	1988-1989	FORD TAURUS	3.8L V6 232 CID	
	1988-1989	MERCURY SABLE	3.8L V6 232 CID	
	1989	FORD TAURUS	2.5L L4 153 CID	
USEP2080S	1986	FORD AEROSTAR	2.3L L4 140 CID	
	1987	FORD AEROSTAR	2.3L L4 140 CID	
	1988	FORD AEROSTAR	3.0L V6 2986cc 182 CID	
	1989	FORD AEROSTAR	3.0L V6 2986cc 182 CID	
USEP2081S	1985-1986	FORD TEMPO	2.3L L4 140 CID	
	1985-1986	MERCURY TOPAZ	2.3L L4 140 CID	
	1985	FORD TEMPO	2.3L L4 140 CID	
	1987	FORD TEMPO	2.3L L4 140 CID	
	1987	MERCURY TOPAZ	2.3L L4 140 CID	

USMW	Years	Application	Engine	
USEP2082S	1988-1989	FORD ESCORT	1.9L L4 116 CID	
	1988-1989	FORD ESCORT	1.9L L4 116 CID	
	1988-1990	FORD ESCORT	1.9L L4 116 CID	
	1988-1990	FORD ESCORT	1.9L L4 116 CID	
	1988	FORD ESCORT	1.9L L4 116 CID	
	1988	FORD ESCORT	1.9L L4 116 CID	
	1990	FORD ESCORT	1.9L L4 116 CID	
	1990	FORD ESCORT	1.9L L4 116 CID	
	USEP2084H	1985-1986	FORD THUNDERBIRD	2.3L L4 140 CID
		1985-1986	MERCURY COUGAR	2.3L L4 140 CID
1986-1987		LINCOLN MARK VII	5.0L V8 302 CID	
1988-1992		LINCOLN MARK VII	5.0L V8 302 CID	
USEP2087H	1987-1989	FORD LTD CROWN VICTORIA	5.0L V8 302 CID	
USEP2088S	1985-1986	FORD F-250	7.5L V8 7538cc 460 CID	
	1985-1986	FORD F-350	7.5L V8 7538cc 460 CID	
USEP2091S	1985-1986	FORD F-250	7.5L V8 7538cc 460 CID	
	1985-1986	FORD F-350	7.5L V8 7538cc 460 CID	
USEP2093S	1985-1986	FORD F-150	5.0L V8 302 CID	
	1985-1986	FORD F-250	5.0L V8 302 CID	
USEP2094S	1986-1988	FORD RANGER	2.3L L4 140 CID	
	1986-1988	FORD RANGER	2.9L V6 177 CID	
USEP2095S	1985	FORD RANGER	2.3L L4 140 CID	
	1986-1987	FORD RANGER	2.3L L4 140 CID	
	1986-1987	FORD RANGER	2.9L V6 177 CID	
	1988	FORD RANGER	2.3L L4 140 CID	
USEP2096S	1985	FORD RANGER	2.9L V6 177 CID	
	1986-1988	FORD RANGER	2.3L L4 140 CID	
	1986-1988	FORD RANGER	2.9L V6 177 CID	
	1986-1988	FORD RANGER	2.9L V6 177 CID	
USEP2097S	1986-1988	FORD BRONCO II	2.9L V6 177 CID	
USEP2098S	1989-1990	MERCURY COUGAR	3.8L V6 232 CID	
	1989-1992	FORD THUNDERBIRD	3.8L V6 232 CID	
	1991-1992	FORD THUNDERBIRD	5.0L V8 302 CID	
	1991-1992	MERCURY COUGAR	3.8L V6 232 CID	
	1991-1992	MERCURY COUGAR	5.0L V8 302 CID	
	1993-1995	FORD THUNDERBIRD	3.8L V6 232 CID	
	1993-1997	MERCURY COUGAR	3.8L V6 232 CID	
	1993	FORD GHIA	3.0L V6 182 CID	
	1993	FORD THUNDERBIRD	5.0L V8 302 CID	
	1993	MERCURY COUGAR	5.0L V8 302 CID	
1994-1995	FORD THUNDERBIRD	4.6L V8 4601cc 281 CID		
1994-1997	MERCURY COUGAR	4.6L V8 4601cc 281 CID		
1994	FORD COUGAR (MEX)	4.9L V8 4900cc		
1996-1997	FORD THUNDERBIRD	3.8L V6 232 CID		
1996-1997	FORD THUNDERBIRD	4.6L V8 4601cc 281 CID		
USEP2099M	1985	FORD THUNDERBIRD	3.8L V6 232 CID	
	1985	FORD THUNDERBIRD	5.0L V8 302 CID	
	1985	MERCURY COUGAR	3.8L V6 232 CID	
	1985	MERCURY COUGAR	5.0L V8 302 CID	
USEP2100H	1985	LINCOLN CONTINENTAL	5.0L V8 302 CID	
	1985	LINCOLN MARK VII	5.0L V8 302 CID	
	1986	FORD THUNDERBIRD	3.8L V6 232 CID	
	1986	FORD THUNDERBIRD	5.0L V8 302 CID	
	1986	LINCOLN CONTINENTAL	5.0L V8 302 CID	
	1986	LINCOLN MARK VII	5.0L V8 302 CID	
	1986	MERCURY COUGAR	3.8L V6 232 CID	
1986	MERCURY COUGAR	5.0L V8 302 CID		
USEP2101S	1988-1989	FORD TEMPO	2.3L L4 140 CID	
	1988-1991	MERCURY TOPAZ	2.3L L4 140 CID	
	1990-1991	FORD TEMPO	2.3L L4 140 CID	
	1991-1992	FORD GHIA (MEX)	2.3L L4 2300cc	
	1992-1993	FORD GHIA (MEX)	3.0L V6 2985cc	
	1992-1993	FORD TOPAZ (MEX)	3.0L V6 2985cc	
	1992-1994	FORD TEMPO	2.3L L4 140 CID	
	1992	MERCURY TOPAZ	2.3L L4 140 CID	
	1992	MERCURY TOPAZ	3.0L V6 2986cc 182 CID	
	1993-1994	MERCURY TOPAZ	2.3L L4 140 CID	
1994	FORD TOPAZ	2.3L L4 2309cc 140 CID		
1994	FORD TOPAZ (MEX)	2.3L L4 2294cc		

USMW	Years	Application	Engine
USEP2102S	1987	FORD F-150	5.0L V8 302 CID
	1987	FORD F-250	5.0L V8 302 CID
	1988-1989	FORD F-150	5.0L V8 302 CID
	1988-1989	FORD F-150	5.8L V8 5752cc 351 CID
	1988-1989	FORD F-250	5.0L V8 302 CID
	1988-1989	FORD F-250	5.8L V8 5752cc 351 CID
	1988-1989	FORD F-250	7.5L V8 7538cc 460 CID
USEP2103S	1987	FORD F-150	5.0L V8 302 CID
	1987	FORD F-250	5.0L V8 302 CID
	1988-1989	FORD F-150	5.0L V8 302 CID
	1988-1989	FORD F-150	5.8L V8 5752cc 351 CID
	1988-1989	FORD F-250	5.0L V8 302 CID
	1988-1989	FORD F-250	5.8L V8 5752cc 351 CID
	1988-1989	FORD F-250	7.5L V8 7538cc 460 CID
	1988-1989	FORD F-350	5.8L V8 5752cc 351 CID
	1988-1989	FORD F-350	7.5L V8 7538cc 460 CID
USEP2104S	1987	FORD F-150	5.0L V8 302 CID
	1987	FORD F-250	5.0L V8 302 CID
	1988-1989	FORD F-150	5.0L V8 302 CID
	1988-1989	FORD F-250	5.0L V8 302 CID
	1988-1989	FORD F-350	5.8L V8 5752cc 351 CID
	1988-1989	FORD F-350	7.5L V8 7538cc 460 CID
	1988	FORD F-150	5.8L V8 5752cc 351 CID
	1988	FORD F-250	5.8L V8 5752cc 351 CID
	1988	FORD F-250	7.5L V8 7538cc 460 CID
	1989	FORD F-250	7.5L V8 7538cc 460 CID
	USEP2105S	1991-1992	FORD ESCORT
1991-1993		MERCURY TRACER	1.8L L4 112 CID
1991-1993		MERCURY TRACER	1.9L L4 116 CID
1991		FORD ESCORT	1.8L L4 112 CID
1992-1993		FORD ESCORT	1.8L L4 112 CID
1993		FORD ESCORT	1.9L L4 116 CID
USEP2106		1990-1992	FORD RANGER
	1990-1992	FORD RANGER	2.9L V6 177 CID
	1990-1992	FORD RANGER	4.0L V6 245 CID
	1993-1997	FORD RANGER	2.3L L4 140 CID
	1993	FORD RANGER	4.0L V6 245 CID
	1994-1997	FORD RANGER	4.0L V6 245 CID
	1995-1996	MAZDA B3000	3.0L V6 2986cc 182 CID
	1995-1996	MAZDA B4000	4.0L V6 4016cc
	1995-1997	MAZDA B2300	2.3L L4 2295cc
1997	MAZDA B4000	4.0L V6 4016cc	
USEP2106S	1990-1992	FORD RANGER	2.3L L4 140 CID
	1990-1992	FORD RANGER	2.9L V6 177 CID
	1990-1992	FORD RANGER	4.0L V6 245 CID
	1993-1997	FORD RANGER	2.3L L4 140 CID
	1993	FORD RANGER	4.0L V6 245 CID
	1994-1997	FORD RANGER	4.0L V6 245 CID
	1995-1996	MAZDA B3000	3.0L V6 2986cc 182 CID
	1995-1996	MAZDA B4000	4.0L V6 4016cc
	1995-1997	MAZDA B2300	2.3L L4 2295cc
	1997	MAZDA B4000	4.0L V6 4016cc
	USEP2108	1990-1995	FORD TAURUS
1990-1995		MERCURY SABLE	3.8L V6 232 CID
1990		FORD TAURUS	2.5L L4 153 CID
1991		FORD TAURUS	3.8L V6 232 CID
1994		FORD SABLE (MEX)	3.8L V6 3800cc 231 CID
1995		FORD SABLE	3.8L V6 232 CID
1995		FORD SABLE (MEX)	3.8L V6 3800cc 231 CID
1995		FORD TAURUS	3.8L V6 232 CID
USEP2108S	1990-1995	FORD TAURUS	3.8L V6 232 CID
	1990-1995	MERCURY SABLE	3.8L V6 232 CID
	1990	FORD TAURUS	2.5L L4 153 CID
	1991	FORD TAURUS	3.8L V6 232 CID
	1994	FORD SABLE (MEX)	3.8L V6 3800cc 231 CID
	1995	FORD SABLE	3.8L V6 232 CID
	1995	FORD SABLE (MEX)	3.8L V6 3800cc 231 CID
1995	FORD TAURUS	3.8L V6 232 CID	
USEP2110H	1985-1986	FORD MUSTANG	2.3L L4 140 CID

USMW	Years	Application	Engine
USEP2111	1985-1986	FORD MUSTANG	3.8L V6 232 CID
	1985-1986	FORD MUSTANG	5.0L V8 302 CID
	1985-1986	MERCURY CAPRI	3.8L V6 232 CID
	1985	MERCURY CAPRI	5.0L V8 302 CID
	1986	MERCURY CAPRI	5.0L V8 302 CID
	1987-1990	FORD MUSTANG	2.3L L4 140 CID
	1987	FORD MUSTANG	5.0L V8 302 CID
	1988-1990	FORD MUSTANG	5.0L V8 302 CID
	1991-1993	FORD MUSTANG	2.3L L4 140 CID
	1991-1993	FORD MUSTANG	5.0L V8 302 CID
	1993	FORD MUSTANG	5.0L V8 302 CID
	1992-1995	SUZUKI SIDEKICK	1.6L L4 1590cc 97 CID
	1993	SUZUKI SIDEKICK	1.6L L4 1590cc 97 CID
	1994-1995	FORD ASPIRE	1.3L L4 1295cc 79 CID
1996-1997	FORD ASPIRE	1.3L L4 1295cc 79 CID	
1999-2001	MAZDA MIATA	1.8L L4 1839cc	
2002-2003	MAZDA MIATA	1.8L L4 1839cc	
2002	MAZDA MIATA	1.8L L4 1839cc	
2003	MAZDA MIATA	1.8L L4 1839cc	
2004-2005	MAZDA MIATA	1.8L L4 1839cc	
USEP2115S	1993-1995	FORD TAURUS	3.2L V6 195 CID
USEP2116H	1996	FORD WINDSTAR	3.8L V6 232 CID
USEP2117S	1995-1996	MERCURY MYSTIQUE	2.0L L4 1989cc 121 CID
	1995	FORD CONTOUR	2.0L L4 1989cc 121 CID
	1995	FORD CONTOUR	2.5L V6 2450cc 155 CID
	1995	MERCURY MYSTIQUE	2.0L L4 1989cc 121 CID
	1995	MERCURY MYSTIQUE	2.5L V6 2450cc 155 CID
	1996	FORD CONTOUR	2.0L L4 1989cc 121 CID
	1996	FORD CONTOUR	2.5L V6 2450cc 155 CID
	1996	MERCURY MYSTIQUE	2.0L L4 1989cc 121 CID
1996	MERCURY MYSTIQUE	2.5L V6 2450cc 155 CID	
USEP2118H	1995	FORD PROBE	2.0L L4 1989cc 122 CID
	1995	FORD PROBE	2.5L V6 2450cc 152 CID
	1996-1997	FORD PROBE	2.5L V6 2450cc 152 CID
	1996-1997	MAZDA 626	2.0L L4 1991cc
	1996-1997	MAZDA 626	2.5L V6 2497cc 152 CID
	1996-1997	MAZDA MX-6	2.0L L4 1991cc
	1996	FORD PROBE	2.0L L4 1989cc 122 CID
	1996	MAZDA MX-6	2.5L V6 2497cc 152 CID
	1997	FORD PROBE	2.0L L4 1989cc 122 CID
	1997	MAZDA MX-6	2.5L V6 2497cc 152 CID
USEP2120S	1990-1991	FORD LTD CROWN VICTORIA	5.0L V8 302 CID
	1990-1991	MERCURY GRAND MARQUIS	5.0L V8 302 CID
USEP2121H	1991-1992	LINCOLN TOWN CAR	4.6L V8 4601cc 281 CID
	1992	FORD CROWN VICTORIA	4.6L V8 4601cc 281 CID
	1992	MERCURY GRAND MARQUIS	4.6L V8 4601cc 281 CID
USEP2122H	1991-1997	FORD GRAND MARQUIS	4.6L V8 4601cc 281 CID
	1993-1994	FORD CROWN VICTORIA	4.6L V8 4601cc 281 CID
	1993-1994	LINCOLN TOWN CAR	4.6L V8 4601cc 281 CID
	1993-1994	MERCURY GRAND MARQUIS	4.6L V8 4601cc 281 CID
	1993-1997	FORD GRAND MARQUIS (MEX)	4.6L V8 4608cc 281 CID
	1993	LINCOLN TOWN CAR	4.6L V8 4601cc 281 CID
	1994	LINCOLN TOWN CAR	4.6L V8 4601cc 281 CID
USEP2123S	1990	LINCOLN TOWN CAR	5.0L V8 302 CID
USEP2131S	1985	FORD LTD	3.8L V6 232 CID
	1985	FORD LTD	5.0L V8 302 CID
	1985	FORD LTD	5.0L V8 302 CID
	1985	MERCURY MARQUIS	3.8L V6 232 CID
USEP2132S	1985	FORD LTD	3.8L V6 232 CID
	1985	MERCURY MARQUIS	3.8L V6 232 CID
USEP2133S	1986-1987	FORD E-150 ECONOLINE	5.0L V8 302 CID
	1986-1987	FORD E-150 ECONOLINE CLUB WAGON	5.0L V8 302 CID
	1986-1987	FORD E-250 ECONOLINE	5.0L V8 302 CID
	1986-1987	FORD E-250 ECONOLINE CLUB WAGON	7.5L V8 7538cc 460 CID
	1986-1987	FORD E-350 ECONOLINE	7.5L V8 7538cc 460 CID
	1986-1987	FORD E-350 ECONOLINE CLUB WAGON	7.5L V8 7538cc 460 CID
	1987	FORD E-350 ECONOLINE	7.5L V8 7538cc 460 CID
	1988-1989	FORD E-150 ECONOLINE	5.0L V8 302 CID
1988-1989	FORD E-150 ECONOLINE	5.8L V8 5752cc 351 CID	

USMW	Years	Application	Engine	
USEP2133S	1988	FORD E-150 ECONOLINE	5.0L V8 302 CID	
	1988	FORD E-150 ECONOLINE	5.8L V8 5752cc 351 CID	
	1988	FORD E-150 ECONOLINE CLUB WAGON	5.0L V8 302 CID	
	1988	FORD E-150 ECONOLINE CLUB WAGON	5.8L V8 5752cc 351 CID	
	1988	FORD E-250 ECONOLINE	5.0L V8 302 CID	
	1988	FORD E-250 ECONOLINE	5.8L V8 5752cc 351 CID	
	1988	FORD E-250 ECONOLINE CLUB WAGON	5.8L V8 5752cc 351 CID	
	1988	FORD E-250 ECONOLINE CLUB WAGON	7.5L V8 7538cc 460 CID	
	1988	FORD E-350 ECONOLINE	5.8L V8 5752cc 351 CID	
	1988	FORD E-350 ECONOLINE	7.5L V8 7538cc 460 CID	
	1988	FORD E-350 ECONOLINE CLUB WAGON	5.8L V8 5752cc 351 CID	
	1988	FORD E-350 ECONOLINE CLUB WAGON	7.5L V8 7538cc 460 CID	
	1990	FORD E-150 ECONOLINE	5.0L V8 302 CID	
	1990	FORD E-150 ECONOLINE	5.8L V8 5752cc 351 CID	
	USEP2135S	1986-1987	FORD E-150 ECONOLINE	5.0L V8 302 CID
		1986-1987	FORD E-150 ECONOLINE CLUB WAGON	5.0L V8 302 CID
		1986-1987	FORD E-250 ECONOLINE	5.0L V8 302 CID
1986-1987		FORD E-250 ECONOLINE CLUB WAGON	7.5L V8 7538cc 460 CID	
1986-1987		FORD E-350 ECONOLINE	7.5L V8 7538cc 460 CID	
1986-1987		FORD E-350 ECONOLINE CLUB WAGON	7.5L V8 7538cc 460 CID	
1987		FORD E-350 ECONOLINE	7.5L V8 7538cc 460 CID	
1988-1989		FORD E-150 ECONOLINE	5.0L V8 302 CID	
1988-1989		FORD E-150 ECONOLINE	5.8L V8 5752cc 351 CID	
1988-1989		FORD E-150 ECONOLINE CLUB WAGON	5.0L V8 302 CID	
1988-1989		FORD E-150 ECONOLINE CLUB WAGON	5.8L V8 5752cc 351 CID	
1988-1989		FORD E-250 ECONOLINE	5.0L V8 302 CID	
1988-1989		FORD E-250 ECONOLINE	5.8L V8 5752cc 351 CID	
1988-1989		FORD E-250 ECONOLINE CLUB WAGON	5.8L V8 5752cc 351 CID	
1988-1989		FORD E-250 ECONOLINE CLUB WAGON	7.5L V8 7538cc 460 CID	
1988		FORD E-350 ECONOLINE	5.8L V8 5752cc 351 CID	
1988		FORD E-350 ECONOLINE	7.5L V8 7538cc 460 CID	
1988		FORD E-350 ECONOLINE CLUB WAGON	5.8L V8 5752cc 351 CID	
1988		FORD E-350 ECONOLINE CLUB WAGON	7.5L V8 7538cc 460 CID	
1990		FORD E-150 ECONOLINE	5.0L V8 302 CID	
1990		FORD E-150 ECONOLINE	5.8L V8 5752cc 351 CID	
1990		FORD E-150 ECONOLINE CLUB WAGON	5.0L V8 302 CID	
1990		FORD E-150 ECONOLINE CLUB WAGON	5.8L V8 5752cc 351 CID	
1990		FORD E-250 ECONOLINE	5.0L V8 302 CID	
1990		FORD E-250 ECONOLINE	5.8L V8 5752cc 351 CID	
1990		FORD E-250 ECONOLINE CLUB WAGON	5.8L V8 5752cc 351 CID	
1990		FORD E-250 ECONOLINE CLUB WAGON	7.5L V8 7538cc 460 CID	
1990	FORD E-350 ECONOLINE	5.8L V8 5752cc 351 CID		
1990	FORD E-350 ECONOLINE	7.5L V8 7538cc 460 CID		
1990	FORD E-350 ECONOLINE CLUB WAGON	5.8L V8 5752cc 351 CID		
1990	FORD E-350 ECONOLINE CLUB WAGON	7.5L V8 7538cc 460 CID		
USEP2136S	1987	FORD ESCORT	1.9L L4 116 CID	
	1987	FORD EXP	1.9L L4 116 CID	
	1987	MERCURY LYNX	1.9L L4 116 CID	
	1988-1990	FORD ESCORT	1.9L L4 116 CID	
	1988	FORD EXP	1.9L L4 116 CID	
	USEP2141S	1987	FORD BRONCO	5.0L V8 302 CID
USEP2144S	1990	FORD EXPLORER (MEX)	4.0L V6 4018cc	
	1991-1994	FORD EXPLORER	4.0L V6 245 CID	
USEP2146S	1985-1986	MERCURY MARQUIS	3.8L V6 232 CID	
	1985	FORD LTD	3.8L V6 232 CID	
	1985	FORD LTD	5.0L V8 302 CID	
	1985	MERCURY MARQUIS	3.8L V6 232 CID	
	1986	FORD LTD	3.8L V6 232 CID	
USEP2147S	1990-1991	FORD E-150 ECONOLINE	5.0L V8 302 CID	
	1990-1991	FORD E-150 ECONOLINE	5.8L V8 5752cc 351 CID	
	1990-1991	FORD E-150 ECONOLINE CLUB WAGON	5.0L V8 302 CID	
	1990-1991	FORD E-150 ECONOLINE CLUB WAGON	5.8L V8 5752cc 351 CID	
	1990-1991	FORD E-250 ECONOLINE	5.8L V8 5752cc 351 CID	
	1990-1991	FORD E-250 ECONOLINE CLUB WAGON	5.8L V8 5752cc 351 CID	
	1990-1991	FORD E-350 ECONOLINE	5.8L V8 5752cc 351 CID	
	1990-1991	FORD E-350 ECONOLINE	7.5L V8 7538cc 460 CID	
	1990-1991	FORD E-350 ECONOLINE CLUB WAGON	5.8L V8 5752cc 351 CID	
	1990-1991	FORD E-350 ECONOLINE CLUB WAGON	7.5L V8 7538cc 460 CID	
	1990-1991	FORD E-350 ECONOLINE CLUB WAGON	5.8L V8 5752cc 351 CID	
	1990-1991	FORD E-350 ECONOLINE CLUB WAGON	7.5L V8 7538cc 460 CID	
	1990	FORD E-150 ECONOLINE	5.0L V8 302 CID	

USMW	Years	Application	Engine
	1990	FORD E-150 ECONOLINE	5.8L V8 5752cc 351 CID
	1990	FORD E-150 ECONOLINE CLUB WAGON	4.9L L6 4917cc 300 CID
	1990	FORD E-150 ECONOLINE CLUB WAGON	5.0L V8 302 CID
	1990	FORD E-150 ECONOLINE CLUB WAGON	5.8L V8 5752cc 351 CID
	1990	FORD E-250 ECONOLINE	5.0L V8 302 CID
	1990	FORD E-250 ECONOLINE	5.8L V8 5752cc 351 CID
	1990	FORD E-250 ECONOLINE CLUB WAGON	5.8L V8 5752cc 351 CID
	1990	FORD E-250 ECONOLINE CLUB WAGON	7.5L V8 7538cc 460 CID
	1990	FORD E-250 ECONOLINE CLUB WAGON	7.5L V8 7538cc 460 CID
	1990	FORD E-350 ECONOLINE	5.8L V8 5752cc 351 CID
	1990	FORD E-350 ECONOLINE	7.5L V8 7538cc 460 CID
	1990	FORD E-350 ECONOLINE CLUB WAGON	5.8L V8 5752cc 351 CID
	1990	FORD E-350 ECONOLINE CLUB WAGON	7.5L V8 7538cc 460 CID
	1991	FORD E-150 ECONOLINE	5.0L V8 302 CID
	1991	FORD E-150 ECONOLINE CLUB WAGON	5.8L V8 5752cc 351 CID
	1991	FORD E-150 ECONOLINE CLUB WAGON	5.0L V8 302 CID
	1991	FORD E-150 ECONOLINE CLUB WAGON	5.8L V8 5752cc 351 CID
	1991	FORD E-250 ECONOLINE	5.0L V8 302 CID
	1991	FORD E-250 ECONOLINE	5.8L V8 5752cc 351 CID
	1991	FORD E-250 ECONOLINE CLUB WAGON	5.8L V8 5752cc 351 CID
	1991	FORD E-250 ECONOLINE CLUB WAGON	7.5L V8 7538cc 460 CID
	1991	FORD E-250 ECONOLINE CLUB WAGON	7.5L V8 7538cc 460 CID
	1991	FORD E-350 ECONOLINE	5.8L V8 5752cc 351 CID
	1991	FORD E-350 ECONOLINE	7.5L V8 7538cc 460 CID
	1991	FORD E-350 ECONOLINE CLUB WAGON	5.8L V8 5752cc 351 CID
	1991	FORD E-350 ECONOLINE CLUB WAGON	7.5L V8 7538cc 460 CID
USEP2148S	1985-1986	FORD F-150	5.0L V8 302 CID
	1985	FORD F-250	5.0L V8 302 CID
USEP2149S	1985-1986	FORD F-150	5.0L V8 302 CID
	1985-1986	FORD F-250	5.0L V8 302 CID
	1986	FORD F-250	5.0L V8 302 CID
USEP2151H	1994-1995	FORD ESCORT	1.9L L4 116 CID
	1994-1996	FORD ESCORT	1.8L L4 112 CID
	1994-1996	MERCURY TRACER	1.8L L4 112 CID
	1994-1996	MERCURY TRACER	1.9L L4 116 CID
	1994	FORD ESCORT	1.9L L4 116 CID
	1995	FORD ESCORT	1.9L L4 116 CID
	1996	FORD ESCORT	1.9L L4 116 CID
	1996	FORD ESCORT	1.9L L4 116 CID
	1997	FORD VAGONETA (MEX)	1.9L L4 1900cc
	USEP2155S	1988-1989	MERKUR SCORPIO
USEP2156H	1993-1994	FORD PROBE	2.0L L4 1989cc 122 CID
	1993-1994	FORD PROBE	2.5L V6 2450cc 152 CID
	1995	FORD PROBE	2.0L L4 1989cc 122 CID
	1995	FORD PROBE	2.5L V6 2450cc 152 CID
	1995	MAZDA 626	2.0L L4 1991cc
	1995	MAZDA MX-6	2.0L L4 1991cc
USEP2157	1998-2000	FORD FIESTA	1.3L L4 1299cc 79 CID
	1998-2000	FORD FIESTA (MEX)	1.4L L4 1388cc
	1998-2000	FORD GRAND MARQUIS	4.6L V8 4601cc 281 CID
	1998-2001	FORD FIESTA (MEX)	1.3L L4 1299cc 79 CID
	1998-2001	FORD GRAND MARQUIS (MEX)	4.6L V8 4608cc 281 CID
	1998-2002	MAZDA 626	2.0L L4 1991cc
	1998-2002	MAZDA 626	2.5L V6 2497cc 152 CID
	1998	MAZDA 626	2.0L L4 1991cc
	1999-2001	MAZDA 626	2.0L L4 1991cc
	1999-2001	MAZDA 626	2.5L V6 2497cc 152 CID
	2001-2008	FORD KA (MEX)	1.6L L4 1596cc 97 CID
	2001	FORD FIESTA	1.6L L4 1596cc 97 CID
	2001	FORD FIESTA (MEX)	1.6L L4 1596cc 97 CID
	2002	FORD FIESTA IKON	1.6L L4 1596cc 97 CID
2002	FORD FIESTA IKON (MEX)	1.6L L4 1596cc 97 CID	
2003-2004	FORD F-250	4.6L V8 4601cc 281 CID	
2004	LINCOLN TOWN CAR	4.6L V8 4601cc 281 CID	
2005	FORD F-250	4.6L V8 4601cc 281 CID	
USEP2158	1997-1998	FORD E-350 ECONOLINE	5.4L V8 5408cc 330 CID
	1997-1998	FORD E-350 ECONOLINE	6.8L V10 6800cc 415 CID

USMW	Years	Application	Engine
USEP2158	1997-1998	FORD E-350 ECONOLINE CLUB WAGON	5.4L V8 5408cc 330 CID
	1997-1998	FORD E-350 ECONOLINE CLUB WAGON	6.8L V10 6800cc 415 CID
	1997-1998	FORD ECONOLINE SUPER DUTY	5.4L V8 5408cc 330 CID
	1997-1998	FORD F-150	5.4L V8 5408cc 330 CID
	1997-1999	FORD ECONOLINE SUPER DUTY	6.8L V10 6800cc 415 CID
	1997	FORD E-150 ECONOLINE	5.4L V8 5408cc 330 CID
	1997	FORD E-250 ECONOLINE	5.4L V8 5408cc 330 CID
	1997	FORD E-350 ECONOLINE CLUB WAGON	5.4L V8 5408cc 330 CID
	1997	FORD E-350 ECONOLINE CLUB WAGON	6.8L V10 6800cc 415 CID
	1997	FORD EXPEDITION	4.6L V8 4601cc 281 CID
	1997	FORD EXPEDITION	5.4L V8 5408cc 330 CID
	1998-1999	FORD E-250 ECONOLINE	5.4L V8 5408cc 330 CID
	1998	FORD E-150 ECONOLINE	5.4L V8 5408cc 330 CID
	1998	FORD E-150 ECONOLINE CLUB WAGON	5.4L V8 5408cc 330 CID
	1998	FORD E-350 ECONOLINE	5.4L V8 5408cc 330 CID
	1998	FORD E-350 ECONOLINE CLUB WAGON	5.4L V8 5408cc 330 CID
	1998	FORD E-350 ECONOLINE CLUB WAGON	6.8L V10 6800cc 415 CID
	1999-2000	MINI COOPER	3.5L V6 3497cc 215 CID
	1999-2000	MINI COOPER S	3.5L V6 3497cc 215 CID
	1999	FORD E-350 ECONOLINE CLUB WAGON	5.4L V8 5408cc 330 CID
	1999	FORD E-350 ECONOLINE CLUB WAGON	6.8L V10 6800cc 415 CID
	1999	FORD EXPLORER	5.0L V8 302 CID
	1999	LINCOLN NAVIGATOR	5.4L V8 5408cc 330 CID
	1999	MINI COOPER S	2.4L L4 2351cc
	1999	MINI COOPER	3.0L V6 2972cc 181 CID
	2000	FORD MYSTIQUE (MEX)	2.5L V6 2544cc 155 CID
	2000	MINI COOPER S	3.0L V6 2972cc 181 CID
	2001-2003	ACURA CL	3.2L V6 3210cc
	2001-2003	FORD F-150	5.4L V8 5408cc 330 CID
	2002-2003	ACURA TL	3.2L V6 3210cc
	2002	FORD F-150	5.4L V8 5408cc 330 CID
	2003	ACURA CL	3.2L V6 3210cc
	2004	FORD F-150	5.4L V8 5408cc 330 CID
	2005-2008	MINI COOPER S	3.5L V6 3497cc 215 CID
USEP2159M	1996	FORD SABLE	3.0L V6 183 CID
USEP2164H	1997	FORD ESCORT	2.0L L4 1989cc 121 CID
	1997	MERCURY TRACER	2.0L L4 1989cc 121 CID
USEP2164M	1997	FORD ESCORT	2.0L L4 1988cc 121 CID
USEP2165M	1997	FORD TAURUS	3.4L V8 207 CID
USEP2182	1980	LINCOLN CONTINENTAL	5.0L V8 302 CID
	1981-1983	LINCOLN MARK VI	5.0L V8 302 CID
	1981-1984	LINCOLN TOWN CAR	5.0L V8 302 CID
	1985-1986	FORD LTD	5.0L V8 302 CID
	1985-1986	MERCURY GRAND MARQUIS	5.0L V8 302 CID
	1985-1989	MERCURY GRAND MARQUIS	5.0L V8 302 CID
	1986	LINCOLN TOWN CAR	5.0L V8 302 CID
	1986	MERCURY GRAND MARQUIS	5.0L V8 302 CID
	1986	MERCURY GRAND MARQUIS	5.0L V8 302 CID
	1987-1988	FORD LTD CROWN VICTORIA	5.0L V8 302 CID
	1987-1989	FORD LTD CROWN VICTORIA	5.0L V8 302 CID
	1987-1989	FORD LTD CROWN VICTORIA	5.0L V8 302 CID
	1987-1989	FORD LTD CROWN VICTORIA	5.0L V8 302 CID
	1987-1989	FORD LTD CROWN VICTORIA	5.0L V8 302 CID
	1987-1989	FORD LTD CROWN VICTORIA	5.0L V8 302 CID
	1987-1989	FORD LTD CROWN VICTORIA	5.0L V8 302 CID
	1987-1989	LINCOLN TOWN CAR	5.0L V8 302 CID
	1987-1991	FORD COUNTRY SQUIRE	5.0L V8 302 CID
	1987-1991	MERCURY COLONY PARK	5.0L V8 302 CID
	1989	LINCOLN TOWN CAR	5.0L V8 302 CID
USEP2184M	1997	FORD SABLE	3.0L V6 2968cc 181 CID
	1997	FORD TAURUS	3.0L V6 2968cc 181 CID
	1997	FORD TAURUS	3.0L V6 2986cc 182 CID
	1997	MERCURY SABLE	3.0L V6 2968cc 181 CID
	1997	MERCURY SABLE	3.0L V6 2986cc 182 CID
USEP2185M	1997	MERCURY SABLE	3.0L V6 2968cc 181 CID
	1997	MERCURY SABLE	3.0L V6 2968cc 181 CID
USEP2186M	1995	LINCOLN CONTINENTAL	4.6L V8 4601cc 281 CID
	1996	LINCOLN CONTINENTAL	4.6L V8 4601cc 281 CID
USEP2187	1997	LINCOLN CONTINENTAL	4.6L V8 4601cc 281 CID
USEP2187M	1997	LINCOLN CONTINENTAL	4.6L V8 4601cc 281 CID

USMW	Years	Application	Engine
USEP2188S	1997	FORD CONTOUR	2.5L V6 2450cc 155 CID
	1997	FORD CONTOUR	2.5L V6 2450cc 155 CID
	1997	FORD CONTOUR	2.5L V6 2540cc 155 CID
	1997	MERCURY MYSTIQUE	2.0L L4 1989cc 121 CID
	1997	MERCURY MYSTIQUE	2.0L L4 1989cc 121 CID
	1997	MERCURY MYSTIQUE	2.5L V6 2450cc 155 CID
	1997	MERCURY MYSTIQUE	2.5L V6 2450cc 155 CID
	1998	FORD CONTOUR	2.0L L4 1989cc 121 CID
	1998	FORD CONTOUR	2.0L L4 1989cc 121 CID
	1998	FORD CONTOUR	2.0L L4 1989cc 121 CID
	1998	MERCURY MYSTIQUE	2.0L L4 1989cc 121 CID
USEP2190S	1997	FORD EXPLORER	4.0L V6 245 CID
	1997	FORD EXPLORER	4.0L V6 245 CID
	1997	FORD EXPLORER	4.0L V6 245 CID
	1998-2000	FORD EXPLORER	4.0L V6 245 CID
	1998-2000	FORD EXPLORER	4.0L V6 245 CID
USEP2191H	1994-1997	FORD MUSTANG	3.8L V6 232 CID
	1996-1997	FORD MUSTANG	4.6L V8 4601cc 281 CID
USEP2194M	1997-1998	LINCOLN MARK VIII	4.6L V8 4601cc 281 CID
USEP2197M	1998	FORD ESCORT	2.0L L4 1988cc 121 CID
	1998	FORD ESCORT	2.0L L4 1989cc 121 CID
	1998	MERCURY TRACER	2.0L L4 1989cc 121 CID
USEP2198M	1998	MERCURY SABLE	3.0L V6 2986cc 182 CID
USEP2199	1998	FORD WINDSTAR	3.8L V6 232 CID
USEP2199M	1998	FORD WINDSTAR	3.8L V6 232 CID
USEP2200M	1998	FORD MUSTANG	4.6L V8 4601cc 281 CID
	1998	FORD MUSTANG	4.6L V8 4601cc 281 CID
USEP2201	1998	FORD EXPEDITION	4.6L V8 4601cc 281 CID
	1998	FORD EXPEDITION	5.4L V8 5408cc 330 CID
	1998	LINCOLN NAVIGATOR	5.4L V8 5408cc 330 CID
USEP2201S	1998	FORD EXPEDITION	4.6L V8 4601cc 281 CID
	1998	FORD EXPEDITION	5.4L V8 5408cc 330 CID
	1998	LINCOLN NAVIGATOR	5.4L V8 5408cc 330 CID
USEP2203M	1998	FORD MUSTANG	4.6L V8 4601cc 281 CID
USEP2206S	1997-1998	FORD E-350 ECONOLINE	5.4L V8 5408cc 330 CID
	1997-1998	FORD E-350 ECONOLINE	6.8L V10 6800cc 415 CID
	1997-1998	FORD E-350 ECONOLINE CLUB WAGON	5.4L V8 5408cc 330 CID
	1997-1998	FORD E-350 ECONOLINE CLUB WAGON	6.8L V10 6800cc 415 CID
	1997-1998	FORD ECONOLINE SUPER DUTY	5.4L V8 5408cc 330 CID
	1997-1999	FORD E-150 ECONOLINE CLUB WAGON	5.4L V8 5408cc 330 CID
	1997-1999	FORD ECONOLINE SUPER DUTY	6.8L V10 6800cc 415 CID
	1997	FORD E-150 ECONOLINE	5.4L V8 5408cc 330 CID
	1997	FORD E-250 ECONOLINE	5.4L V8 5408cc 330 CID
	1997	FORD E-350 ECONOLINE CLUB WAGON	5.4L V8 5408cc 330 CID
	1997	FORD E-350 ECONOLINE CLUB WAGON	6.8L V10 6800cc 415 CID
	1998-1999	FORD E-250 ECONOLINE	5.4L V8 5408cc 330 CID
	1998	FORD E-150 ECONOLINE	5.4L V8 5408cc 330 CID
	1998	FORD E-150 ECONOLINE CLUB WAGON	5.4L V8 5408cc 330 CID
	1998	FORD E-350 ECONOLINE	5.4L V8 5408cc 330 CID
	1998	FORD E-350 ECONOLINE CLUB WAGON	5.4L V8 5408cc 330 CID
	1998	FORD E-350 ECONOLINE CLUB WAGON	6.8L V10 6800cc 415 CID
	1999	FORD E-350 ECONOLINE CLUB WAGON	5.4L V8 5408cc 330 CID
	1999	FORD E-350 ECONOLINE CLUB WAGON	6.8L V10 6800cc 415 CID
USEP2207S	1998-2000	MAZDA B2500	2.5L L4 2492cc
	1998	MAZDA B3000	3.0L V6 2986cc 182 CID
USEP2208S	1998	FORD RANGER	2.5L L4 153 CID
	1998	FORD RANGER	4.0L V6 245 CID
USEP2209S	1997	FORD E-150 ECONOLINE	4.2L V6 256 CID
	1997	FORD E-150 ECONOLINE	4.2L V6 256 CID
	1997	FORD E-150 ECONOLINE	4.6L V8 4601cc 281 CID
	1997	FORD E-150 ECONOLINE	4.6L V8 4601cc 281 CID
	1997	FORD E-150 ECONOLINE	4.6L V8 4601cc 281 CID
	1997	FORD E-150 ECONOLINE CLUB WAGON	4.2L V6 256 CID
	1997	FORD E-150 ECONOLINE CLUB WAGON	4.2L V6 256 CID
	1997	FORD E-150 ECONOLINE CLUB WAGON	4.2L V6 256 CID
	1997	FORD E-150 ECONOLINE CLUB WAGON	4.6L V8 4601cc 281 CID
	1997	FORD E-150 ECONOLINE CLUB WAGON	4.6L V8 4601cc 281 CID
	1997	FORD E-150 ECONOLINE CLUB WAGON	4.6L V8 4601cc 281 CID

USMW	Years	Application	Engine
USEP2210S	1997	FORD E-250 ECONOLINE	4.2L V6 256 CID
	1997	FORD E-250 ECONOLINE	4.2L V6 256 CID
USEP2213S	1997	FORD E-250 ECONOLINE	4.2L V6 256 CID
	1997	FORD E-250 ECONOLINE	4.2L V6 256 CID
USEP2218M	1998	FORD MUSTANG	3.8L V6 232 CID
USEP2220M	1992-1994	FORD E-350 ECONOLINE	5.8L V8 5752cc 351 CID
	1992-1994	FORD E-350 ECONOLINE	7.5L V8 7538cc 460 CID
	1992-1994	FORD E-350 ECONOLINE CLUB WAGON	5.8L V8 5752cc 351 CID
	1992-1994	FORD E-350 ECONOLINE CLUB WAGON	7.5L V8 7538cc 460 CID
	1992-1996	FORD E-150 ECONOLINE	5.0L V8 302 CID
	1992-1996	FORD E-150 ECONOLINE	5.8L V8 5752cc 351 CID
	1992-1996	FORD E-150 ECONOLINE CLUB WAGON	5.0L V8 302 CID
	1992-1996	FORD E-150 ECONOLINE CLUB WAGON	5.8L V8 5752cc 351 CID
	1992-1996	FORD E-250 ECONOLINE	5.8L V8 5752cc 351 CID
	1995-1996	FORD E-350 ECONOLINE	5.8L V8 5752cc 351 CID
	1995-1996	FORD E-350 ECONOLINE	7.5L V8 7538cc 460 CID
	1995-1996	FORD E-350 ECONOLINE CLUB WAGON	5.8L V8 5752cc 351 CID
	1995-1996	FORD E-350 ECONOLINE CLUB WAGON	7.5L V8 7538cc 460 CID
	1996	FORD ECONOLINE SUPER DUTY	5.8L V8 5752cc 351 CID
	1996	FORD ECONOLINE SUPER DUTY	7.5L V8 7538cc 460 CID
	USEP2221S	1997-1998	FORD F-150
1997-1998		FORD F-150	4.2L V6 256 CID
1997-1998		FORD F-150	4.2L V6 256 CID
1997-1998		FORD F-150	4.6L V8 4601cc 281 CID
1997-1998		FORD F-150	4.6L V8 4601cc 281 CID
1997-1998		FORD F-150	4.6L V8 4601cc 281 CID
1997		FORD F-150	4.6L V8 4601cc 281 CID
1998		FORD F-150	4.6L V8 4601cc 281 CID
1998		FORD F-150	4.6L V8 4601cc 281 CID
1998		FORD F-150	4.6L V8 4601cc 281 CID
USEP2222S	1997	MERCURY GRAND MARQUIS	4.6L V8 4601cc 281 CID
USEP2223S	1997-1998	FORD E-350 ECONOLINE	5.4L V8 5408cc 330 CID
	1997-1998	FORD E-350 ECONOLINE	6.8L V10 6800cc 415 CID
	1997-1998	FORD E-350 ECONOLINE CLUB WAGON	5.4L V8 5408cc 330 CID
	1997-1998	FORD E-350 ECONOLINE CLUB WAGON	6.8L V10 6800cc 415 CID
	1997-1998	FORD ECONOLINE SUPER DUTY	5.4L V8 5408cc 330 CID
	1997-1999	FORD E-150 ECONOLINE CLUB WAGON	5.4L V8 5408cc 330 CID
	1997-1999	FORD ECONOLINE SUPER DUTY	6.8L V10 6800cc 415 CID
	1997	FORD E-150 ECONOLINE	5.4L V8 5408cc 330 CID
	1997	FORD E-250 ECONOLINE	5.4L V8 5408cc 330 CID
	1997	FORD E-350 ECONOLINE CLUB WAGON	5.4L V8 5408cc 330 CID
	1997	FORD E-350 ECONOLINE CLUB WAGON	6.8L V10 6800cc 415 CID
	1998-1999	FORD E-250 ECONOLINE	5.4L V8 5408cc 330 CID
	1998	FORD E-150 ECONOLINE	5.4L V8 5408cc 330 CID
	1998	FORD E-150 ECONOLINE CLUB WAGON	5.4L V8 5408cc 330 CID
	1998	FORD E-350 ECONOLINE	5.4L V8 5408cc 330 CID
	1998	FORD E-350 ECONOLINE CLUB WAGON	5.4L V8 5408cc 330 CID
	1998	FORD E-350 ECONOLINE CLUB WAGON	6.8L V10 6800cc 415 CID
	1999	FORD E-350 ECONOLINE CLUB WAGON	5.4L V8 5408cc 330 CID
	1999	FORD E-350 ECONOLINE CLUB WAGON	6.8L V10 6800cc 415 CID
USEP2224S	1997-1998	FORD E-350 ECONOLINE	5.4L V8 5408cc 330 CID
	1997-1998	FORD E-350 ECONOLINE	6.8L V10 6800cc 415 CID
	1997-1998	FORD E-350 ECONOLINE CLUB WAGON	5.4L V8 5408cc 330 CID
	1997-1998	FORD E-350 ECONOLINE CLUB WAGON	6.8L V10 6800cc 415 CID
	1997-1998	FORD ECONOLINE SUPER DUTY	5.4L V8 5408cc 330 CID
	1997-1999	FORD ECONOLINE SUPER DUTY	6.8L V10 6800cc 415 CID
	1997	FORD E-150 ECONOLINE	5.4L V8 5408cc 330 CID
	1997	FORD E-150 ECONOLINE CLUB WAGON	5.4L V8 5408cc 330 CID
	1997	FORD E-250 ECONOLINE	5.4L V8 5408cc 330 CID
	1997	FORD E-350 ECONOLINE CLUB WAGON	5.4L V8 5408cc 330 CID
	1997	FORD E-350 ECONOLINE CLUB WAGON	6.8L V10 6800cc 415 CID
	1998-1999	FORD E-250 ECONOLINE	5.4L V8 5408cc 330 CID
	1998	FORD E-150 ECONOLINE	5.4L V8 5408cc 330 CID
	1998	FORD E-150 ECONOLINE CLUB WAGON	5.4L V8 5408cc 330 CID
	1998	FORD E-350 ECONOLINE	5.4L V8 5408cc 330 CID
1998	FORD E-350 ECONOLINE CLUB WAGON	5.4L V8 5408cc 330 CID	
1998	FORD E-350 ECONOLINE CLUB WAGON	6.8L V10 6800cc 415 CID	
1999	FORD E-350 ECONOLINE CLUB WAGON	5.4L V8 5408cc 330 CID	
1999	FORD E-350 ECONOLINE CLUB WAGON	6.8L V10 6800cc 415 CID	
USEP2226	1997-1999	FORD CONTOUR	2.5L V6 2540cc 155 CID

USMW	Years	Application	Engine
1997-1999	1997-1999	FORD MYSTIQUE	2.5L V6 2540cc 155 CID
	1997-1999	FORD MYSTIQUE (MEX)	2.5L V6 2544cc 155 CID
1997-2001	1997-2001	FORD EXPLORER	4.0L V6 245 CID
	1997	FORD MYSTIQUE	2.5L V6 2540cc 155 CID
1998-2001	1998-2001	FORD EXPLORER	5.0L V8 302 CID
	1999-2000	FORD EXPEDITION	4.6L V8 4601cc 281 CID
1999-2000	1999-2000	FORD EXPEDITION	4.6L V8 4601cc 281 CID
	1999-2000	FORD EXPEDITION	5.4L V8 5408cc 330 CID
1999-2000	1999-2000	FORD EXPEDITION	5.4L V8 5408cc 330 CID
	1999-2000	FORD RANGER	4.0L V6 245 CID
1999-2001	1999-2001	FORD EXPEDITION	5.4L V8 5408cc 330 CID
	1999-2001	FORD RANGER	2.5L L4 153 CID
1999-2002	1999-2002	FORD EXPEDITION	5.4L V8 5408cc 330 CID
	1999	FORD EXPEDITION	4.6L V8 4601cc 281 CID
1999	1999	FORD EXPEDITION	4.6L V8 4601cc 281 CID
	1999	FORD EXPEDITION	4.6L V8 4601cc 281 CID
1999	1999	FORD RANGER	2.5L L4 153 CID
	1999	FORD RANGER	4.0L V6 245 CID
2000	2000	FORD EXPEDITION	4.6L V8 4601cc 281 CID
	2001-2002	FORD EXPEDITION	4.6L V8 4601cc 281 CID
2001-2002	2001-2002	FORD EXPEDITION	4.6L V8 4601cc 281 CID
	2001-2002	FORD EXPEDITION	5.4L V8 5408cc 330 CID
2001-2002	2001-2002	FORD EXPEDITION	5.4L V8 5408cc 330 CID
	2001-2005	FORD MONDEO	2.0L L4 121 CID
2001-2005	2001-2005	FORD MONDEO	2.5L V6 2540cc 155 CID
	2001	FORD MONDEO TREND (MEX)	2.5L V6 2544cc 155 CID
2001	2001	MAZDA B2500	2.5L L4 2492cc
	2003-2004	FORD FIESTA IKON	1.6L L4 1596cc 97 CID
2003-2005	2003-2005	FORD FIESTA IKON (MEX)	1.6L L4 1587cc 97 CID
	2003-2006	FORD FIESTA (MEX)	1.6L L4 1587cc 97 CID
2003-2009	2003-2009	FORD FIESTA	1.6L L4 1596cc 97 CID
	2004-2006	FORD ECOSPORT	2.0L L4 121 CID
2004-2006	2004-2006	FORD ECOSPORT (MEX)	2.0L L4 1984cc 121 CID
	2005	FORD E-250	4.6L V8 4601cc 281 CID
2006	2006	FORD COURIER	1.6L L4 1600cc 98 CID
	2006	FORD COURIER (MEX)	1.6L L4 1596cc 97 CID
2006	2006	FORD F-250 SUPER DUTY	5.4L V8 5408cc 330 CID
	2006	FORD F-250 SUPER DUTY	5.4L V8 5408cc 330 CID
2006	2006	FORD F-250 SUPER DUTY	6.8L V10 6800cc 415 CID
	2006	FORD F-250 SUPER DUTY	6.8L V10 6800cc 415 CID
2006	2006	FORD F-350 SUPER DUTY	5.4L V8 5408cc 330 CID
	2006	FORD F-350 SUPER DUTY	5.4L V8 5408cc 330 CID
2006	2006	FORD F-350 SUPER DUTY	6.8L V10 6800cc 415 CID
	2006	FORD F-350 SUPER DUTY	6.8L V10 6800cc 415 CID
USEP2227S	1998	FORD CONTOUR	2.0L L4 1989cc 121 CID
1998	1998	FORD CONTOUR	2.0L L4 1989cc 121 CID
	2000	FORD SABLE	3.0L V6 2967cc 181 CID
2000	2000	FORD SABLE (MEX)	3.0L V6 2966cc
	2001-2005	FORD COURIER (MEX)	1.6L L4 1596cc 97 CID
2003-2005	2003-2005	FORD COURIER	1.6L L4 1600cc 98 CID
	2007-2009	FORD FOCUS AMBIENTE (MEX)	2.0L L4 1988cc 121 CID
2007-2009	2007-2009	FORD FOCUS SPORT (MEX)	2.0L L4 1988cc 121 CID
	2007-2009	FORD FOCUS ST (MEX)	2.5L L5 2521cc
USEP2229S	2002-2004	FORD F-250 4WD (MEX)	4.6L V8 4608cc 281 CID
USEP2230M	2004	FORD F-250 SUPER DUTY	5.4L V8 5408cc 330 CID
	2004	FORD F-250 SUPER DUTY	6.8L V10 6800cc 415 CID
	2004	FORD F-350 SUPER DUTY	5.4L V8 5408cc 330 CID
	2004	FORD F-350 SUPER DUTY	6.8L V10 6800cc 415 CID
USEP2233M	1999	FORD F-350 2WD (MEX)	5.4L V8 5409cc 330 CID
USEP2234M	2000	FORD F-350	5.4L V8 5408cc 330 CID
	2001-2002	FORD F-450 SUPER DUTY	6.8L V10 6800cc 415 CID
	2002	FORD F-350 SUPER DUTY	5.4L V8 5408cc 330 CID
	2003	FORD F-550 SUPER DUTY	6.8L V10 6800cc 415 CID
USEP2235M	1999-2004	FORD F-250 SUPER DUTY	5.4L V8 5408cc 330 CID
	1999-2004	FORD F-250 SUPER DUTY	6.8L V10 6800cc 415 CID
	1999-2004	FORD F-350 SUPER DUTY	5.4L V8 5408cc 330 CID
	1999-2004	FORD F-350 SUPER DUTY	6.8L V10 6800cc 415 CID
	1999-2004	FORD F-450 SUPER DUTY	6.8L V10 6800cc 415 CID
	2002	FORD F-450 SUPER DUTY	6.8L V10 6800cc 415 CID

USMW	Years	Application	Engine	
USEP2236	1998-1999	FORD ECONOLINE SUPER DUTY	7.3L V8 7292 cc 445 CID	
	1998	FORD E-350 ECONOLINE	7.3L V8 7292 cc 445 CID	
	1998	FORD E-350 ECONOLINE CLUB WAGON	7.3L V8 7292 cc 445 CID	
	1999-2002	FORD E-350 ECONOLINE CLUB WAGON	7.3L V8 7292 cc 445 CID	
	1999-2003	FORD F-250 SUPER DUTY	7.3L V8 7292 cc 445 CID	
	1999-2003	FORD F-350 SUPER DUTY	7.3L V8 7292 cc 445 CID	
	1999-2003	FORD F-450 SUPER DUTY	7.3L V8 7292 cc 445 CID	
	1999-2003	FORD F-550 SUPER DUTY	7.3L V8 7292 cc 445 CID	
	2000-2003	FORD EXCURSION	7.3L V8 7292 cc 445 CID	
	2002	FORD E-550 ECONOLINE SUPER DUTY	7.3L V8 7292 cc 445 CID	
	2003	FORD E-350 CLUB WAGON	7.3L V8 7292 cc 445 CID	
	2003	FORD E-550 SUPER DUTY	7.3L V8 7292 cc 445 CID	
	USEP2237S	1999-2002	FORD F-150	4.6L V8 4601cc 281 CID
		1999	FORD F-150	4.2L V6 256 CID
1999		FORD F-150	4.6L V8 4601cc 281 CID	
1999		FORD F-150	5.4L V8 5408cc 330 CID	
1999		FORD F-250	4.6L V8 4601cc 281 CID	
1999		FORD F-250	5.4L V8 5408cc 330 CID	
2000-2001		FORD F-250	4.6L V8 4601cc 281 CID	
2000-2003		FORD F-150	4.2L V6 256 CID	
2000-2003		FORD F-150	4.6L V8 4601cc 281 CID	
2000		FORD F-150	5.4L V8 5408cc 330 CID	
2000		FORD F-250 (MEX)	4.6L V8 4608cc 281 CID	
2001-2005		FORD F-250 2WD (MEX)	4.6L V8 4608cc 281 CID	
2001		FORD F-250 4WD (MEX)	4.6L V8 4608cc 281 CID	
2002		FORD F-250	4.6L V8 4601cc 281 CID	
2003	LINCOLN BLACKWOOD 2WD (MEX)	5.4L V8 5409cc 330 CID		
2004	FORD F-150 HERITAGE	5.4L V8 5408cc 330 CID		
USEP2238M	2003	FORD F-450 SUPER DUTY	6.8L V10 6800cc 415 CID	
USEP2239S	1999-2002	FORD E-250 ECONOLINE	4.2L V6 256 CID	
USEP2240S	1999-2002	FORD ECONOLINE WAGON (MEX)	4.2L V6 4195cc	
USEP2241S	1999-2002	FORD E-150 ECONOLINE CLUB WAGON	4.2L V6 256 CID	
	1999-2002	FORD E-150 ECONOLINE CLUB WAGON	4.6L V8 4601cc 281 CID	
	1999-2002	FORD E-250 ECONOLINE	4.2L V6 256 CID	
	1999	FORD E-150 ECONOLINE	4.6L V8 4601cc 281 CID	
	2003	FORD E-150 CLUB WAGON	4.2L V6 256 CID	
	2003	FORD E-150 CLUB WAGON	4.6L V8 4601cc 281 CID	
	2003	FORD E-250	4.2L V6 256 CID	
	2003	FORD E-250	4.6L V8 4601cc 281 CID	
	USEP2243M	1999	FORD SABLE	3.0L V6 2967cc 181 CID
1999		MERCURY SABLE	3.0L V6 2986cc 182 CID	
USEP2244M	1999-2000	FORD MUSTANG	3.8L V6 232 CID	
	1999-2000	FORD MUSTANG	4.6L V8 4601cc 281 CID	
	1999	FORD MUSTANG	4.6L V8 4601cc 281 CID	
USEP2245M	1999-2000	FORD F-250 SUPER DUTY	6.8L V10 6800cc 415 CID	
	1999-2000	FORD F-250 SUPER DUTY	6.8L V10 6800cc 415 CID	
	1999-2000	FORD F-250 SUPER DUTY	6.8L V10 6800cc 415 CID	
	1999-2000	FORD F-250 SUPER DUTY	6.8L V10 6800cc 415 CID	
	1999-2000	FORD F-250 SUPER DUTY	6.8L V10 6800cc 415 CID	
	1999-2000	FORD F-250 SUPER DUTY	6.8L V10 6800cc 415 CID	
	1999-2000	FORD F-250 SUPER DUTY	6.8L V10 6800cc 415 CID	
	1999-2000	FORD F-250 SUPER DUTY	6.8L V10 6800cc 415 CID	
	1999-2000	FORD F-250 SUPER DUTY	6.8L V10 6800cc 415 CID	
	1999-2000	FORD F-250 SUPER DUTY	6.8L V10 6800cc 415 CID	
	1999-2000	FORD F-250 SUPER DUTY	6.8L V10 6800cc 415 CID	
	1999-2000	FORD F-350 SUPER DUTY	6.8L V10 6800cc 415 CID	
	1999-2000	FORD F-350 SUPER DUTY	6.8L V10 6800cc 415 CID	
	1999-2000	FORD F-350 SUPER DUTY	6.8L V10 6800cc 415 CID	
	1999-2000	FORD F-350 SUPER DUTY	6.8L V10 6800cc 415 CID	
	1999-2000	FORD F-350 SUPER DUTY	6.8L V10 6800cc 415 CID	
	1999-2000	FORD F-350 SUPER DUTY	6.8L V10 6800cc 415 CID	
	1999-2001	FORD F-350 SUPER DUTY	6.8L V10 6800cc 415 CID	
	1999	FORD F-450 SUPER DUTY	6.8L V10 6800cc 415 CID	
	USEP2246	1999	FORD ESCORT	2.0L L4 1988cc 121 CID
1999		FORD ESCORT	2.0L L4 1989cc 121 CID	
1999		MERCURY TRACER	2.0L L4 1989cc 121 CID	
2000		FORD ESCORT	2.0L L4 1989cc 121 CID	
2000		FORD ESCORT	2.0L L4 1989cc 121 CID	
2001-2002		FORD ESCORT	2.0L L4 1989cc 121 CID	

USMW	Years	Application	Engine
	2001	FORD ESCORT	2.0L L4 1989cc 121 CID
	2003	FORD ESCORT	2.0L L4 1989cc 121 CID
USEP2246M	1999	FORD ESCORT	2.0L L4 1988cc 121 CID
	1999	FORD ESCORT	2.0L L4 1989cc 121 CID
	1999	MERCURY TRACER	2.0L L4 1989cc 121 CID
	2000	FORD ESCORT	2.0L L4 1989cc 121 CID
	2000	FORD ESCORT	2.0L L4 1989cc 121 CID
	2001-2002	FORD ESCORT	2.0L L4 1989cc 121 CID
	2001	FORD ESCORT	2.0L L4 1989cc 121 CID
	2003	FORD ESCORT	2.0L L4 1989cc 121 CID
USEP2247M	1990-1997	FORD F53	7.5L V8 7538cc 460 CID
USEP2248M	1999	FORD WINDSTAR	3.8L V6 232 CID
	2000	FORD WINDSTAR	3.8L V6 232 CID
USEP2249M	1999-2002	LINCOLN CONTINENTAL	4.6L V8 4601cc 281 CID
USEP2252S	1998	FORD EXPEDITION	5.4L V8 5408cc 330 CID
USEP2253S	1999-2001	LINCOLN NAVIGATOR	5.4L V8 5408cc 330 CID
	2000-2002	LINCOLN NAVIGATOR	5.4L V8 5408cc 330 CID
USEP2254	2001	LINCOLN NAVIGATOR	5.4L V8 5408cc 330 CID
	2000	LINCOLN NAVIGATOR	5.4L V8 5408cc 330 CID
USEP2258	1999-2001	FORD RANGER	3.0L V6 2986cc 182 CID
	1999	MAZDA B3000	3.0L V6 2986cc 182 CID
	2000	MAZDA B3000	3.0L V6 2986cc 182 CID
USEP2261S	1999	FORD RANGER	2.5L L4 153 CID
	1999	FORD RANGER	4.0L V6 245 CID
USEP2266S	1999	FORD F-150	5.4L V8 5408cc 330 CID
USEP2266S	1997-1998	FORD EXPLORER	4.0L V6 245 CID
	1997-1998	FORD EXPLORER	5.0L V8 302 CID
	1997-1998	MERCURY MOUNTAINEER	5.0L V8 302 CID
USEP2269S	1998	MERCURY MOUNTAINEER	4.0L V6 245 CID
	2001	MAZDA B2500	2.5L L4 2492cc
USEP2272S	1998	LINCOLN TOWN CAR	4.6L V8 4601cc 281 CID
USEP2274M	2000-2002	LINCOLN LS	3.9L V8 242 CID
USEP2278S	2000-2001	FORD RANGER	2.5L L4 153 CID
	2000	FORD RANGER	4.0L V6 245 CID
USEP2280M	2000-2003	FORD F-250 SUPER DUTY	5.4L V8 5408cc 330 CID
	2000-2003	FORD F-350 SUPER DUTY	5.4L V8 5408cc 330 CID
USEP2281M	2003	FORD F-350 SUPER DUTY	5.4L V8 5408cc 330 CID
	2003	FORD F-450 SUPER DUTY	6.8L V10 6800cc 415 CID
	2003	FORD F-550 SUPER DUTY	6.8L V10 6800cc 415 CID
USEP2282M	1992-1994	FORD E-250 ECONOLINE	5.8L V8 5752cc 351 CID
	1992-1996	FORD E-150 ECONOLINE	5.0L V8 302 CID
	1992-1996	FORD E-150 ECONOLINE	5.8L V8 5752cc 351 CID
	1992-1996	FORD E-150 ECONOLINE CLUB WAGON	5.0L V8 302 CID
	1992-1996	FORD E-150 ECONOLINE CLUB WAGON	5.8L V8 5752cc 351 CID
	1992-1996	FORD E-350 ECONOLINE	5.8L V8 5752cc 351 CID
	1992-1996	FORD E-350 ECONOLINE	7.5L V8 7538cc 460 CID
	1992-1996	FORD E-350 ECONOLINE CLUB WAGON	5.8L V8 5752cc 351 CID
	1992-1996	FORD E-350 ECONOLINE CLUB WAGON	5.8L V8 5752cc 351 CID
	1992-1996	FORD E-350 ECONOLINE CLUB WAGON	7.5L V8 7538cc 460 CID
	1992-1996	FORD E-350 ECONOLINE CLUB WAGON	7.5L V8 7538cc 460 CID
	1995-1996	FORD E-250 ECONOLINE	5.8L V8 5752cc 351 CID
	1996	FORD ECONOLINE SUPER DUTY	5.8L V8 5752cc 351 CID
	1996	FORD ECONOLINE SUPER DUTY	7.5L V8 7538cc 460 CID
	USEP2284	1992-1994	FORD E-350 ECONOLINE
1992-1994		FORD E-350 ECONOLINE	5.8L V8 5752cc 351 CID
1992-1994		FORD E-350 ECONOLINE	7.5L V8 7538cc 460 CID
1992-1994		FORD E-350 ECONOLINE	7.5L V8 7538cc 460 CID
1992-1994		FORD E-350 ECONOLINE CLUB WAGON	5.8L V8 5752cc 351 CID
1992-1994		FORD E-350 ECONOLINE CLUB WAGON	5.8L V8 5752cc 351 CID
1992-1994		FORD E-350 ECONOLINE CLUB WAGON	5.8L V8 5752cc 351 CID
1992-1994		FORD E-350 ECONOLINE CLUB WAGON	5.8L V8 5752cc 351 CID
1992-1994		FORD E-350 ECONOLINE CLUB WAGON	5.8L V8 5752cc 351 CID
1992-1994		FORD E-350 ECONOLINE CLUB WAGON	5.8L V8 5752cc 351 CID
1992-1994		FORD E-350 ECONOLINE CLUB WAGON	5.8L V8 5752cc 351 CID
1992-1994		FORD E-350 ECONOLINE CLUB WAGON	5.8L V8 5752cc 351 CID
1992-1994		FORD E-350 ECONOLINE CLUB WAGON	5.8L V8 5752cc 351 CID
1992-1994		FORD E-350 ECONOLINE CLUB WAGON	5.8L V8 5752cc 351 CID
1992-1996		FORD E-150 ECONOLINE	5.0L V8 302 CID
1992-1996	FORD E-150 ECONOLINE	5.0L V8 302 CID	
1992-1996	FORD E-150 ECONOLINE	5.8L V8 5752cc 351 CID	
1992-1996	FORD E-150 ECONOLINE	5.8L V8 5752cc 351 CID	

BUYER'S GUIDE

USMW	Years	Application	Engine
USEP2284	1992-1996	FORD E-150 ECONOLINE CLUB WAGON	5.0L V8 302 CID
	1992-1996	FORD E-150 ECONOLINE CLUB WAGON	5.0L V8 302 CID
	1992-1996	FORD E-150 ECONOLINE CLUB WAGON	5.8L V8 5752cc 351 CID
	1992-1996	FORD E-150 ECONOLINE CLUB WAGON	5.8L V8 5752cc 351 CID
	1992-1996	FORD E-250 ECONOLINE	5.8L V8 5752cc 351 CID
	1992-1996	FORD E-250 ECONOLINE	5.8L V8 5752cc 351 CID
	1995-1996	FORD E-350 ECONOLINE	5.8L V8 5752cc 351 CID
	1995-1996	FORD E-350 ECONOLINE	5.8L V8 5752cc 351 CID
	1995-1996	FORD E-350 ECONOLINE	7.5L V8 7538cc 460 CID
	1995-1996	FORD E-350 ECONOLINE	7.5L V8 7538cc 460 CID
	1995-1996	FORD E-350 ECONOLINE CLUB WAGON	5.8L V8 5752cc 351 CID
	1995-1996	FORD E-350 ECONOLINE CLUB WAGON	5.8L V8 5752cc 351 CID
	1995-1996	FORD E-350 ECONOLINE CLUB WAGON	5.8L V8 5752cc 351 CID
	1995-1996	FORD E-350 ECONOLINE CLUB WAGON	7.5L V8 7538cc 460 CID
	1995-1996	FORD E-350 ECONOLINE CLUB WAGON	7.5L V8 7538cc 460 CID
	1995-1996	FORD E-350 ECONOLINE CLUB WAGON	7.5L V8 7538cc 460 CID
	1995-1996	FORD E-350 ECONOLINE CLUB WAGON	7.5L V8 7538cc 460 CID
	1996	FORD ECONOLINE SUPER DUTY	5.8L V8 5752cc 351 CID
	1996	FORD ECONOLINE SUPER DUTY	5.8L V8 5752cc 351 CID
	1996	FORD ECONOLINE SUPER DUTY	7.5L V8 7538cc 460 CID
	1996	FORD ECONOLINE SUPER DUTY	7.5L V8 7538cc 460 CID
	1997-2005	FORD LOBO 2WD (MEX)	4.6L V8 4608cc 281 CID
	1997	MERCURY SABLE	3.0L V6 2968cc 181 CID
	1997	MERCURY SABLE	3.0L V6 2968cc 181 CID
	1998-1999	FORD SABLE	3.0L V6 2967cc 181 CID
	1998-1999	FORD SABLE (MEX)	3.0L V6 2966cc
	1998-2000	MERCURY SABLE	3.0L V6 2986cc 182 CID
	1998-2004	FORD LOBO 4WD (MEX)	4.6L V8 4608cc 281 CID
	1999-2000	FORD WINDSTAR	3.8L V6 232 CID
	1999-2000	MERCURY SABLE	3.0L V6 2968cc 181 CID
	1999-2004	FORD LOBO 2WD (MEX)	5.4L V8 5409cc 330 CID
	1999-2006	FORD LOBO 4WD (MEX)	5.4L V8 5409cc 330 CID
	1999	FORD F-250	4.6L V8 4601cc 281 CID
2000	FORD F-250	5.4L V8 5408cc 330 CID	
2000	FORD TAURUS	3.0L V6 2968cc 181 CID	
USEP2285M	2000	FORD TAURUS	3.0L V6 2986cc 182 CID
USEP2286S	2000-2002	FORD E-150 ECONOLINE CLUB WAGON	5.4L V8 5408cc 330 CID
	2000-2002	FORD E-150 ECONOLINE CLUB WAGON	5.4L V8 5408cc 330 CID
	2000-2002	FORD E-250 ECONOLINE	5.4L V8 5408cc 330 CID
	2000-2002	FORD E-250 ECONOLINE	5.4L V8 5408cc 330 CID
	2000-2002	FORD E-250 ECONOLINE	5.4L V8 5408cc 330 CID
	2000-2002	FORD E-350 ECONOLINE CLUB WAGON	5.4L V8 5408cc 330 CID
	2000-2002	FORD E-350 ECONOLINE CLUB WAGON	5.4L V8 5408cc 330 CID
	2000-2002	FORD E-350 ECONOLINE CLUB WAGON	5.4L V8 5408cc 330 CID
	2000-2002	FORD E-350 ECONOLINE CLUB WAGON	6.8L V10 6800cc 415 CID
	2000-2002	FORD E-350 ECONOLINE CLUB WAGON	6.8L V10 6800cc 415 CID
	2000-2002	FORD E-350 ECONOLINE CLUB WAGON	6.8L V10 6800cc 415 CID
	2001-2002	FORD E-150 ECONOLINE CLUB WAGON	5.4L V8 5408cc 330 CID
	2002	FORD E-550 ECONOLINE SUPER DUTY	6.8L V10 6800cc 415 CID
	2002	FORD E-550 ECONOLINE SUPER DUTY	6.8L V10 6800cc 415 CID
	2002	FORD E-550 ECONOLINE SUPER DUTY	6.8L V10 6800cc 415 CID
USEP2287M	2000-2005	FORD EXCURSION	5.4L V8 5408cc 330 CID
	2000-2005	FORD EXCURSION	6.8L V10 6800cc 415 CID
	2001-2004	FORD EXCURSION	6.8L V10 6800cc 415 CID
USEP2288M	2000-2005	FORD EXCURSION	5.4L V8 5408cc 330 CID
	2000-2005	FORD EXCURSION	6.8L V10 6800cc 415 CID
USEP2290M	2001-2003	FORD WINDSTAR	3.8L V6 232 CID
USEP2291	2004	MAZDA TRIBUTE	3.0L V6 2968cc 181 CID
USEP2291M	2001-2004	FORD ESCAPE	2.0L L4 1989cc 121 CID
	2001-2004	MAZDA TRIBUTE	2.0L L4 1991cc
USEP2293	2002	FORD RANGER	3.0L V6 182 CID
	2004	MAZDA B3000	3.0L V6 2986cc 182 CID
	2012	FORD RANGER XL 2WD (MEX)	2.3L L4 2300cc
	2012	FORD RANGER XLT 2WD (MEX)	2.3L L4 2300cc
	2013-2014	FORD RANGER XL 2WD (MEX)	2.5L L4 2488cc 152 CID
	2013-2014	FORD RANGER XLT 2WD (MEX)	2.5L L4 2488cc 152 CID
USEP2293M	2001-2003	MAZDA B4000	4.0L V6 4016cc
	2001	MAZDA B2300	2.3L L4 2294cc

USMW	Years	Application	Engine	
	2002-2003	MAZDA B2300	2.3L L4 2300cc	
USEP2294M	2001	MERCURY SABLE	3.0L V6 2968cc 181 CID	
USEP2295M	2001-2002	FORD RANGER	2.3L L4 140 CID	
	2001-2002	FORD RANGER	4.0L V6 245 CID	
	2003	FORD RANGER	2.3L L4 140 CID	
	2003	FORD RANGER	4.0L V6 245 CID	
USEP2296S	1999-2000	MERCURY MOUNTAINEER	4.0L V6 245 CID	
	1999-2000	MERCURY MOUNTAINEER	5.0L V8 302 CID	
	2000	FORD EXPLORER	5.0L V8 302 CID	
	2001	FORD EXPLORER	5.0L V8 302 CID	
	2001	MERCURY MOUNTAINEER	4.0L V6 245 CID	
	2001	MERCURY MOUNTAINEER	5.0L V8 302 CID	
USEP2297S	1999-2000	FORD EXPEDITION	4.6L V8 4601cc 281 CID	
	1999-2000	FORD EXPEDITION	5.4L V8 5408cc 330 CID	
	1999-2002	FORD EXPEDITION	5.4L V8 5408cc 330 CID	
	1999	FORD EXPEDITION	4.6L V8 4601cc 281 CID	
	1999	FORD EXPEDITION	4.6L V8 4601cc 281 CID	
	1999	FORD EXPEDITION	4.6L V8 4601cc 281 CID	
	2000	FORD EXPEDITION	4.6L V8 4601cc 281 CID	
	2001-2002	FORD EXPEDITION	4.6L V8 4601cc 281 CID	
	2001-2002	FORD EXPEDITION	4.6L V8 4601cc 281 CID	
	2001-2002	FORD EXPEDITION	5.4L V8 5408cc 330 CID	
	2001-2002	FORD EXPEDITION	5.4L V8 5408cc 330 CID	
	2001	FORD EXPEDITION	4.6L V8 4601cc 281 CID	
	2002	FORD EXPEDITION	4.6L V8 4601cc 281 CID	
	USEP2298S	1999-2000	FORD EXPEDITION	4.6L V8 4601cc 281 CID
		1999-2000	FORD EXPEDITION	5.4L V8 5408cc 330 CID
2001-2002		FORD EXPEDITION	4.6L V8 4601cc 281 CID	
2001-2002		FORD EXPEDITION	5.4L V8 5408cc 330 CID	
USEP2299M	2000	FORD FOCUS	2.0L L4 1989cc 121 CID	
	2000	FORD FOCUS	2.0L L4 1989cc 121 CID	
	2000	FORD FOCUS	2.0L L4 1989cc 121 CID	
	2000	FORD FOCUS	2.0L L4 1989cc 121 CID	
	2000	FORD FOCUS	2.0L L4 1989cc 121 CID	
USEP2301M	2001-2002	FORD MUSTANG	4.6L V8 4601cc 281 CID	
	2001-2004	FORD MUSTANG	3.8L V6 232 CID	
	2001	FORD MUSTANG	4.6L V8 4601cc 281 CID	
	2003-2004	FORD MUSTANG	4.6L V8 4601cc 281 CID	
	2003	FORD MUSTANG	4.6L V8 4601cc 281 CID	
USEP2303	1996-1997	FORD SABLE (MEX)	3.0L V6 3000cc 181 CID	
	1996	FORD SABLE	3.0L V6 183 CID	
	1996	FORD TAURUS	3.4L V8 207 CID	
	1996	MERCURY SABLE	3.0L V6 2968cc 181 CID	
	1997	FORD SABLE	3.0L V6 2967cc 181 CID	
	1997	MERCURY SABLE	3.0L V6 2986cc 182 CID	
	1997	MERCURY SABLE	3.0L V6 2986cc 182 CID	
USEP2305	1998	MERCURY SABLE	3.0L V6 2968cc 181 CID	
USEP2306	1998-1999	FORD TAURUS	3.4L V8 207 CID	
USEP2308	1998	FORD WINDSTAR	3.8L V6 232 CID	
USEP2312	1999-2003	FORD F-350 SUPER DUTY	5.4L V8 5408cc 330 CID	
	2000-2003	FORD F-250 SUPER DUTY	5.4L V8 5408cc 330 CID	
	2000-2003	FORD F-350 SUPER DUTY	5.4L V8 5408cc 330 CID	
USEP2313M	2003	FORD TAURUS	3.0L V6 2968cc 181 CID	
	2003	FORD TAURUS	3.0L V6 2986cc 182 CID	
	1999-2010	FORD F-450 SUPER DUTY	6.8L V10 6800cc 415 CID	
USEP2314	1999	FORD F-250 SUPER DUTY	5.4L V8 5408cc 330 CID	
	1999	FORD F-250 SUPER DUTY	6.8L V10 6800cc 415 CID	
	2000-2002	JAGUAR S-TYPE	4.0L V8 3996cc 244 CID	
	2000	FORD F-350 2WD (MEX)	5.4L V8 5409cc 330 CID	
	2002	FORD SABLE (MEX)	3.0L V6 2966cc	
	2002	FORD THUNDERBIRD	3.9L V8 242 CID	
	2002	MERCURY SABLE	3.0L V6 2968cc 181 CID	
	2002	MERCURY SABLE	3.0L V6 2986cc 182 CID	
	2003	FORD TAURUS	3.0L V6 2988cc 181 CID	
	2003	FORD TAURUS	3.0L V6 2986cc 182 CID	
2003	MERCURY SABLE	3.0L V6 2968cc 181 CID		
2005-2006	FORD FOCUS	2.0L L4 121 CID		

USMW	Years	Application	Engine	USMW	Years	Application	Engine
USEP2314	2005-2006	FORD FOCUS	2.3L L4 140 CID	1999-2002	FORD F-350 SUPER DUTY	5.4L V8 5408cc 330 CID	
	2005	FORD ESCAPE	2.3L L4 140 CID	1999-2002	FORD F-350 SUPER DUTY	5.4L V8 5408cc 330 CID	
	2005	MERCURY MARINER	2.3L L4 140 CID	1999-2002	FORD F-350 SUPER DUTY	5.4L V8 5408cc 330 CID	
	2006-2008	MERCURY MARINER	2.3L L4 140 CID	1999-2002	FORD F-350 SUPER DUTY	5.4L V8 5408cc 330 CID	
	2007	FORD ESCAPE	2.3L L4 140 CID	1999-2002	FORD F-350 SUPER DUTY	5.4L V8 5408cc 330 CID	
	2007	FORD FOCUS	2.0L L4 121 CID	1999-2002	FORD F-350 SUPER DUTY	5.4L V8 5408cc 330 CID	
	2007	FORD FOCUS	2.3L L4 140 CID	1999-2002	FORD F-350 SUPER DUTY	5.4L V8 5408cc 330 CID	
	2007	MERCURY MARINER	2.3L L4 140 CID	1999-2002	FORD F-350 SUPER DUTY	5.4L V8 5408cc 330 CID	
	2008-2009	FORD F-250 SUPER DUTY	5.4L V8 5408cc 330 CID	1999-2002	FORD F-350 SUPER DUTY	5.4L V8 5408cc 330 CID	
	2008-2009	FORD F-250 SUPER DUTY	6.8L V10 6800cc 415 CID	1999-2002	FORD F-350 SUPER DUTY	5.4L V8 5408cc 330 CID	
	2008-2009	FORD FIESTA (MEX)	1.6L L4 1587cc 97 CID	1999-2003	FORD F-250 SUPER DUTY	5.4L V8 5408cc 330 CID	
	2008-2009	FORD LOBO 4WD (MEX)	4.6L V8 4608cc 281 CID	1999-2003	FORD F-250 SUPER DUTY	5.4L V8 5408cc 330 CID	
	2008-2009	FORD LOBO 4WD (MEX)	5.4L V8 5409cc 330 CID	1999-2003	FORD F-250 SUPER DUTY	5.4L V8 5408cc 330 CID	
	2008	FORD ESCAPE	2.3L L4 140 CID	1999-2003	FORD F-250 SUPER DUTY	5.4L V8 5408cc 330 CID	
	2008	FORD ESCAPE	3.0L V6 183 CID	1999-2003	FORD F-250 SUPER DUTY	5.4L V8 5408cc 330 CID	
	2008	FORD F-350 SUPER DUTY	5.4L V8 5408cc 330 CID	1999-2003	FORD F-350 SUPER DUTY	5.4L V8 5408cc 330 CID	
	2008	FORD F-350 SUPER DUTY	6.8L V10 6800cc 415 CID	1999-2003	FORD F-350 SUPER DUTY	5.4L V8 5408cc 330 CID	
	2008	FORD F-450 SUPER DUTY	6.8L V10 6800cc 415 CID	1999-2003	FORD F-350 SUPER DUTY	5.4L V8 5408cc 330 CID	
	2008	MERCURY MARINER	2.3L L4 140 CID	1999-2003	FORD F-350 SUPER DUTY	5.4L V8 5408cc 330 CID	
	2008	MERCURY MARINER	3.0L V6 183 CID	2000-2005	FORD EXCURSION	5.4L V8 5408cc 330 CID	
	2009	FORD F-250 2WD (MEX)	4.6L V8 4608cc 281 CID	2000-2005	FORD EXCURSION	6.8L V10 6800cc 415 CID	
	2009	FORD F-250 4WD (MEX)	4.6L V8 4608cc 281 CID	2003	FORD F-350 SUPER DUTY	5.4L V8 5408cc 330 CID	
	2009	FORD F-350 SUPER DUTY	5.4L V8 5408cc 330 CID	2003	FORD F-350 SUPER DUTY	5.4L V8 5408cc 330 CID	
	2009	FORD F-350 SUPER DUTY	6.8L V10 6800cc 415 CID	2004	FORD F-250 2WD (MEX)	4.6L V8 4608cc 281 CID	
	2009	FORD LOBO 2WD (MEX)	4.6L V8 4608cc 281 CID	2004	FORD F-250 SUPER DUTY	5.4L V8 5408cc 330 CID	
	2009	FORD LOBO 2WD (MEX)	5.4L V8 5409cc 330 CID	2004	FORD F-350 SUPER DUTY	5.4L V8 5408cc 330 CID	
	2010	FORD F-250 SUPER DUTY	5.4L V8 5408cc 330 CID	USEP2319	1999-2002	MERCURY VILLAGER	3.3L V6 3275cc
	2010	FORD F-250 SUPER DUTY	6.8L V10 6800cc 415 CID	USEP2324	1985	LINCOLN CONTINENTAL	2.4L L6 146 CID
	2010	FORD F-350 SUPER DUTY	5.4L V8 5408cc 330 CID	1985	LINCOLN MARK VII	2.4L L6 146 CID	
	2010	FORD F-350 SUPER DUTY	6.8L V10 6800cc 415 CID	USEP2325M	2002	FORD FOCUS	2.0L L4 1989cc 121 CID
	2010	FORD FIESTA	1.6L L4 1596cc 97 CID	2002	FORD FOCUS	2.0L L4 1989cc 121 CID	
	2010	FORD FIESTA FIRST (MEX)	1.6L L4 1597cc 97 CID	2002	FORD FOCUS	2.0L L4 1989cc 121 CID	
	USEP2315	1985	FORD ESCORT	1.6L L4 1598cc 98 CID	2002	FORD FOCUS	2.0L L4 1989cc 121 CID
		1985	FORD EXP	1.6L L4 1598cc 98 CID	2002	FORD FOCUS	2.0L L4 1989cc 121 CID
1986		FORD ESCORT	1.9L L4 116 CID	2002	FORD FOCUS	2.0L L4 1989cc 121 CID	
1986		FORD EXP	1.9L L4 116 CID	2002	FORD FOCUS	2.0L L4 1989cc 121 CID	
1986		MERCURY LYNX	1.9L L4 116 CID	2002	FORD FOCUS	2.0L L4 1989cc 121 CID	
USEP2316S	2002	LINCOLN BLACKWOOD	5.4L V8 5408cc 330 CID	USEP2326M	2003-2004	FORD FOCUS	2.0L L4 1989cc 121 CID
USEP2317	1999-2000	FORD F-250 SUPER DUTY	6.8L V10 6800cc 415 CID	2003-2004	FORD FOCUS	2.0L L4 1989cc 121 CID	
	1999-2000	FORD F-250 SUPER DUTY	6.8L V10 6800cc 415 CID	2003-2004	FORD FOCUS	2.0L L4 1989cc 121 CID	
	1999-2000	FORD F-250 SUPER DUTY	6.8L V10 6800cc 415 CID	2003-2004	FORD FOCUS	2.0L L4 1989cc 121 CID	
	1999-2000	FORD F-250 SUPER DUTY	6.8L V10 6800cc 415 CID	2003-2004	FORD FOCUS	2.0L L4 1989cc 121 CID	
	1999-2000	FORD F-250 SUPER DUTY	6.8L V10 6800cc 415 CID	2003	FORD FOCUS	2.0L L4 1989cc 121 CID	
	1999-2000	FORD F-250 SUPER DUTY	6.8L V10 6800cc 415 CID	USEP2329M	2001	MERCURY SABLE	3.0L V6 2986cc 182 CID
	1999-2000	FORD F-250 SUPER DUTY	6.8L V10 6800cc 415 CID	USEP2330M	2003	MERCURY SABLE	3.0L V6 2986cc 182 CID
	1999-2000	FORD F-250 SUPER DUTY	6.8L V10 6800cc 415 CID	USEP2332S	2001	FORD EXPLORER	4.0L V6 245 CID
	1999-2000	FORD F-250 SUPER DUTY	6.8L V10 6800cc 415 CID	2001	FORD EXPLORER SPORT TRAC	4.0L V6 245 CID	
	1999-2000	FORD F-350 SUPER DUTY	6.8L V10 6800cc 415 CID	2001	FORD EXPLORER SPORT TRAC	4.0L V6 245 CID	
	1999-2000	FORD F-350 SUPER DUTY	6.8L V10 6800cc 415 CID	2002	FORD EXPLORER	4.0L V6 245 CID	
	1999-2000	FORD F-350 SUPER DUTY	6.8L V10 6800cc 415 CID	2002	FORD EXPLORER SPORT TRAC	4.0L V6 245 CID	
	1999-2000	FORD F-350 SUPER DUTY	6.8L V10 6800cc 415 CID	USEP2333	2001	FORD EXPLORER	4.0L V6 245 CID
	1999-2000	FORD F-350 SUPER DUTY	6.8L V10 6800cc 415 CID	2001	FORD EXPLORER SPORT TRAC	4.0L V6 245 CID	
	1999-2000	FORD F-350 SUPER DUTY	6.8L V10 6800cc 415 CID	USEP2334M	2002-2003	FORD EXPLORER	4.0L V6 245 CID
	1999-2000	FORD F-350 SUPER DUTY	6.8L V10 6800cc 415 CID	2002-2003	FORD EXPLORER	4.6L V8 4601cc 281 CID	
	1999-2000	FORD F-350 SUPER DUTY	6.8L V10 6800cc 415 CID	2002-2003	MERCURY MOUNTAINEER	4.0L V6 245 CID	
	1999-2001	FORD F-350 SUPER DUTY	6.8L V10 6800cc 415 CID	2002-2003	MERCURY MOUNTAINEER	4.6L V8 4601cc 281 CID	
	1999-2001	FORD F-350 SUPER DUTY	6.8L V10 6800cc 415 CID	USEP2336S	2003-2004	MERCURY GRAND MARQUIS	4.6L V8 4601cc 281 CID
	1999-2001	FORD F-350 SUPER DUTY	6.8L V10 6800cc 415 CID	2003-2004	MERCURY MARAUDER	4.6L V8 4601cc 281 CID	
	1999	FORD F-450 SUPER DUTY	6.8L V10 6800cc 415 CID	2003	FORD CROWN VICTORIA	4.6L V8 4601cc 281 CID	
	2000-2001	FORD F-450 SUPER DUTY	6.8L V10 6800cc 415 CID	2003	LINCOLN TOWN CAR	4.6L V8 4601cc 281 CID	
	2000	FORD F-250 SUPER DUTY	6.8L V10 6800cc 415 CID	USEP2337	2003-2004	FORD CROWN VICTORIA	4.6L V8 4601cc 281 CID
	2001	FORD F-250 SUPER DUTY	6.8L V10 6800cc 415 CID	2003-2004	FORD GRAND MARQUIS	4.6L V8 4601cc 281 CID	
	2001	FORD F-250 SUPER DUTY	6.8L V10 6800cc 415 CID	2003-2004	FORD GRAND MARQUIS (MEX)	4.6L V8 4608cc 281 CID	
	2001	FORD F-350 SUPER DUTY	6.8L V10 6800cc 415 CID	2003-2004	MERCURY GRAND MARQUIS	4.6L V8 4601cc 281 CID	
	USEP2318	1999-2002	FORD F-350 SUPER DUTY	5.4L V8 5408cc 330 CID	2003-2004	MERCURY MARAUDER	4.6L V8 4601cc 281 CID
1999-2002		FORD F-350 SUPER DUTY	5.4L V8 5408cc 330 CID	2003-2005	FORD THUNDERBIRD	3.9L V8 242 CID	
1999-2002		FORD F-350 SUPER DUTY	5.4L V8 5408cc 330 CID	2003	LINCOLN TOWN CAR	4.6L V8 4601cc 281 CID	
1999-2002		FORD F-350 SUPER DUTY	5.4L V8 5408cc 330 CID	USEP2338M	2002-2003	FORD EXPLORER	4.0L V6 245 CID
1999-2002		FORD F-350 SUPER DUTY	5.4L V8 5408cc 330 CID	2002-2003	FORD EXPLORER	4.6L V8 4601cc 281 CID	

USMW	Years	Application	Engine
USEP2338M	2002-2003	MERCURY MOUNTAINEER	4.0L V6 245 CID
	2002-2003	MERCURY MOUNTAINEER	4.6L V8 4601cc 281 CID
USEP2339	2002	FORD EXPLORER	4.0L V6 245 CID
	2002	FORD EXPLORER	4.6L V8 4601cc 281 CID
	2002	MERCURY MOUNTAINEER	4.6L V8 4601cc 281 CID
USEP2340	2003-2004	FORD F-350 SUPER DUTY	6.0L V8 5948cc 363 CID
	2003-2005	FORD F-250 SUPER DUTY	6.0L V8 5948cc 363 CID
	2003	FORD EXCURSION	6.0L V8 5948cc 363 CID
	2003	FORD F-450 SUPER DUTY	6.0L V8 5948cc 363 CID
	2003	FORD F-550 SUPER DUTY	6.0L V8 5948cc 363 CID
	2004-2005	FORD E-350 SUPER DUTY	6.0L V8 5948cc 363 CID
	2004-2005	FORD EXCURSION	6.0L V8 5948cc 363 CID
	2004-2007	FORD E-450 SUPER DUTY	6.0L V8 5948cc 363 CID
	2004	FORD F-450 SUPER DUTY	6.0L V8 5948cc 363 CID
	2004	FORD F-550 SUPER DUTY	6.0L V8 5948cc 363 CID
	2005	FORD F-350 SUPER DUTY	6.0L V8 5948cc 363 CID
	2005	FORD F-450 SUPER DUTY	6.0L V8 5948cc 363 CID
	2005	FORD F-550 SUPER DUTY	6.0L V8 5948cc 363 CID
	2006-2007	FORD F-250 SUPER DUTY	6.0L V8 5948cc 363 CID
	2006-2007	FORD F-350 SUPER DUTY	6.0L V8 5948cc 363 CID
	2006-2007	FORD F-450 SUPER DUTY	6.0L V8 5948cc 363 CID
	2006-2007	FORD F-550 SUPER DUTY	6.0L V8 5948cc 363 CID
	2006-2008	FORD E-350 SUPER DUTY	6.0L V8 5948cc 363 CID
	2009	FORD E-350 SUPER DUTY	6.0L V8 5948cc 363 CID
	USEP2341S	2003	FORD E-150 CLUB WAGON
2003		FORD E-150 CLUB WAGON	4.6L V8 4601cc 281 CID
2003		FORD E-250	4.2L V6 256 CID
2003		FORD E-250	4.6L V8 4601cc 281 CID
USEP2348M	2002	FORD EXPLORER	4.0L V6 245 CID
	2002	FORD EXPLORER SPORT TRAC	4.0L V6 245 CID
	2003	FORD EXPLORER SPORT TRAC	4.0L V6 245 CID
USEP2349M	2001-2003	MAZDA B3000	3.0L V6 2986cc 182 CID
	2002-2003	FORD RANGER	3.0L V6 2986cc 182 CID
USEP2350M	2003	FORD EXPLORER	4.0L V6 245 CID
USEP2351M	2003	FORD EXPLORER	4.0L V6 245 CID
USEP2352M	2002	MERCURY MOUNTAINEER	4.0L V6 245 CID
USEP2353M	2002	FORD EXPLORER	4.0L V6 245 CID
	2003	FORD EXPLORER	4.0L V6 245 CID
USEP2354M	2003	LINCOLN AVIATOR	4.6L V8 4601cc 281 CID
	2004-2005	LINCOLN AVIATOR	4.6L V8 4601cc 281 CID
USEP2355M	2004-2005	FORD EXPLORER	4.0L V6 245 CID
	2004	FORD EXPLORER	4.0L V6 245 CID
	2004	MERCURY MOUNTAINEER	4.0L V6 245 CID
	2005	MERCURY MOUNTAINEER	4.0L V6 245 CID
USEP2356M	2004	FORD RANGER	2.3L L4 140 CID
	2004	FORD RANGER	2.3L L4 140 CID
	2006	FORD RANGER	2.3L L4 140 CID
	2006	FORD RANGER	2.3L L4 140 CID
	2006	FORD RANGER	2.3L L4 140 CID
	2006	FORD RANGER	2.3L L4 140 CID
	2006	FORD RANGER	4.0L V6 245 CID
	2006	FORD RANGER	4.0L V6 245 CID
	2006	FORD RANGER	4.0L V6 245 CID
	2006	FORD RANGER	4.0L V6 245 CID
	2006	FORD RANGER	4.0L V6 245 CID
	2006	FORD RANGER	4.0L V6 245 CID
USEP2357M	2004-2006	MAZDA B2300	2.3L L4 2300cc
	2004-2006	MAZDA B3000	3.0L V6 2986cc 182 CID
USEP2358M	2003	FORD EXPLORER SPORT TRAC	4.0L V6 245 CID
	2004-2005	FORD EXPLORER SPORT TRAC	4.0L V6 245 CID
USEP2359M	2004-2005	FORD EXPLORER	4.6L V8 4601cc 281 CID
	2004	MERCURY MOUNTAINEER	4.6L V8 4601cc 281 CID
	2005	MERCURY MOUNTAINEER	4.6L V8 4601cc 281 CID
USEP2360M	2003-2004	FORD EXPEDITION	5.4L V8 5408cc 330 CID
	2005	FORD EXPEDITION	5.4L V8 5408cc 330 CID
USEP2361M	2003-2004	FORD EXPEDITION	4.6L V8 4601cc 281 CID
USEP2362M	2003-2004	LINCOLN NAVIGATOR	5.4L V8 5408cc 330 CID
USEP2363M	2004	FORD RANGER	2.3L L4 140 CID
	2004	FORD RANGER	4.0L V6 245 CID
	2004	MAZDA B4000	4.0L V6 4016cc
	2005-2006	FORD RANGER	2.3L L4 140 CID

USMW	Years	Application	Engine
	2005-2006	FORD RANGER	4.0L V6 245 CID
	2005	FORD RANGER	4.0L V6 245 CID
	2006	FORD RANGER	2.3L L4 140 CID
	2006	FORD RANGER	4.0L V6 245 CID
	2006	MAZDA B2300	2.3L L4 2300cc
	2006	MAZDA B3000	3.0L V6 2986cc 182 CID
	2006	MAZDA B4000	4.0L V6 4016cc
USEP2364	2006	FORD F-250 SUPER DUTY	5.4L V8 5408cc 330 CID
	2006	FORD F-250 SUPER DUTY	5.4L V8 5408cc 330 CID
	2006	FORD F-250 SUPER DUTY	6.8L V10 6800cc 415 CID
	2006	FORD F-250 SUPER DUTY	6.8L V10 6800cc 415 CID
	2006	FORD F-350 SUPER DUTY	5.4L V8 5408cc 330 CID
	2006	FORD F-350 SUPER DUTY	5.4L V8 5408cc 330 CID
	2006	FORD F-350 SUPER DUTY	6.8L V10 6800cc 415 CID
USEP2364S	2004-2005	FORD E-150 CLUB WAGON	4.6L V8 4601cc 281 CID
	2004-2005	FORD E-350 SUPER DUTY	6.8L V10 6800cc 415 CID
	2004-2006	FORD E-450 SUPER DUTY	6.8L V10 6800cc 415 CID
	2004	FORD E-150 CLUB WAGON	5.4L V8 5408cc 330 CID
	2004	FORD E-250	4.6L V8 4601cc 281 CID
	2004	FORD E-350 SUPER DUTY	5.4L V8 5408cc 330 CID
	2004	FORD E-450 SUPER DUTY	5.4L V8 5408cc 330 CID
	2005	FORD E-150 CLUB WAGON	5.4L V8 5408cc 330 CID
	2005	FORD E-250	4.6L V8 4601cc 281 CID
	2005	FORD E-350 SUPER DUTY	5.4L V8 5408cc 330 CID
	2006	FORD E-150	4.6L V8 4601cc 281 CID
	2006	FORD E-150	5.4L V8 5408cc 330 CID
	2006	FORD E-250	4.6L V8 4601cc 281 CID
	2006	FORD E-250	5.4L V8 5408cc 330 CID
	2006	FORD E-350 SUPER DUTY	5.4L V8 5408cc 330 CID
	2006	FORD E-350 SUPER DUTY	6.8L V10 6800cc 415 CID
	2006	FORD F-250 SUPER DUTY	5.4L V8 5408cc 330 CID
	2006	FORD F-250 SUPER DUTY	5.4L V8 5408cc 330 CID
	2006	FORD F-250 SUPER DUTY	6.8L V10 6800cc 415 CID
	USEP2365S	2006	FORD F-350 SUPER DUTY
2006		FORD F-350 SUPER DUTY	5.4L V8 5408cc 330 CID
2006		FORD F-350 SUPER DUTY	6.8L V10 6800cc 415 CID
2006		FORD F-350 SUPER DUTY	6.8L V10 6800cc 415 CID
2006		FORD F-350 SUPER DUTY	6.8L V10 6800cc 415 CID
2007-2008		FORD E-150	4.6L V8 4601cc 281 CID
2007-2008		FORD E-150	5.4L V8 5408cc 330 CID
2007-2008		FORD E-250	4.6L V8 4601cc 281 CID
2007-2008		FORD E-250	5.4L V8 5408cc 330 CID
2007-2008		FORD E-350 SUPER DUTY	5.4L V8 5408cc 330 CID
2007-2008		FORD E-350 SUPER DUTY	6.8L V10 6800cc 415 CID
2007		FORD E-150	4.6L V8 4601cc 281 CID
2007		FORD E-150	5.4L V8 5408cc 330 CID
2007		FORD E-350 SUPER DUTY	6.8L V10 6800cc 415 CID
2007		FORD E-450 SUPER DUTY	5.4L V8 5408cc 330 CID
2007	FORD E-450 SUPER DUTY	6.8L V10 6800cc 415 CID	
2008	FORD E-450 SUPER DUTY	5.4L V8 5408cc 330 CID	
2008	FORD E-450 SUPER DUTY	6.8L V10 6800cc 415 CID	
	2005	FORD E-250	4.6L V8 4601cc 281 CID
	2006	FORD E-150	4.6L V8 4601cc 281 CID
	2006	FORD E-150	5.4L V8 5408cc 330 CID
	2006	FORD E-250	4.6L V8 4601cc 281 CID
	2006	FORD E-250	5.4L V8 5408cc 330 CID
	2006	FORD E-350 SUPER DUTY	5.4L V8 5408cc 330 CID
	2006	FORD E-350 SUPER DUTY	6.8L V10 6800cc 415 CID
	2006	FORD E-450 SUPER DUTY	5.4L V8 5408cc 330 CID
	2006	FORD E-450 SUPER DUTY	6.8L V10 6800cc 415 CID
	2007-2008	FORD E-150	4.6L V8 4601cc 281 CID
2007-2008	FORD E-150	5.4L V8 5408cc 330 CID	
2007-2008	FORD E-250	4.6L V8 4601cc 281 CID	
2007-2008	FORD E-250	5.4L V8 5408cc 330 CID	
2007-2008	FORD E-350 SUPER DUTY	5.4L V8 5408cc 330 CID	
2007-2008	FORD E-350 SUPER DUTY	6.8L V10 6800cc 415 CID	
2007	FORD E-150	4.6L V8 4601cc 281 CID	

USMW	Years	Application	Engine	
USEP2365S	2007	FORD E-150	5.4L V8 5408cc 330 CID	
	2007	FORD E-350 SUPER DUTY	6.8L V10 6800cc 415 CID	
	2007	FORD E-450 SUPER DUTY	5.4L V8 5408cc 330 CID	
	2007	FORD E-450 SUPER DUTY	6.8L V10 6800cc 415 CID	
	2008	FORD E-450 SUPER DUTY	5.4L V8 5408cc 330 CID	
	2008	FORD E-450 SUPER DUTY	6.8L V10 6800cc 415 CID	
USEP2366	2005-2007	FORD F-450 SUPER DUTY	6.8L V10 6800cc 415 CID	
	2005-2007	FORD F-550 SUPER DUTY	6.8L V10 6800cc 415 CID	
	2005	FORD F-250 SUPER DUTY	5.4L V8 5408cc 330 CID	
	2005	FORD F-250 SUPER DUTY	6.8L V10 6800cc 415 CID	
	2005	FORD F-350 SUPER DUTY	5.4L V8 5408cc 330 CID	
	2005	FORD F-350 SUPER DUTY	6.8L V10 6800cc 415 CID	
	2006-2007	FORD F-250 SUPER DUTY	5.4L V8 5408cc 330 CID	
	2006-2007	FORD F-250 SUPER DUTY	6.8L V10 6800cc 415 CID	
	2006-2007	FORD F-350 SUPER DUTY	5.4L V8 5408cc 330 CID	
	2006-2007	FORD F-350 SUPER DUTY	6.8L V10 6800cc 415 CID	
	2007	FORD F-350 SUPER DUTY	5.4L V8 5408cc 330 CID	
	2007	FORD F-350 SUPER DUTY	6.8L V10 6800cc 415 CID	
	USEP2368M	2003-2004	FORD FOCUS	2.3L L4 140 CID
2003-2004		FORD FOCUS	2.3L L4 140 CID	
2003-2004		FORD FOCUS	2.3L L4 140 CID	
2003-2004		FORD FOCUS	2.3L L4 140 CID	
2003-2004		FORD FOCUS	2.3L L4 140 CID	
2003-2004		FORD FOCUS	2.3L L4 140 CID	
USEP2369	2003-2004	FORD FOCUS	2.3L L4 140 CID	
USEP2372	1998	FORD CONTOUR	2.0L L4 1989cc 121 CID	
	1998	FORD CONTOUR	2.0L L4 1989cc 121 CID	
	1998	FORD CONTOUR	2.0L L4 1989cc 121 CID	
	1998	MERCURY MYSTIQUE	2.0L L4 1989cc 121 CID	
	1999	FORD CONTOUR	2.0L L4 1989cc 121 CID	
	1999	FORD CONTOUR	2.5L V6 2450cc 155 CID	
	1999	MERCURY COUGAR	2.0L L4 1989cc 121 CID	
	1999	MERCURY COUGAR	2.5L V6 2450cc 155 CID	
	1999	MERCURY MYSTIQUE	2.0L L4 1989cc 121 CID	
	1999	MERCURY MYSTIQUE	2.5L V6 2450cc 155 CID	
	USEP2373	1997-1998	FORD CONTOUR	2.0L L4 1989cc 121 CID
1997-1998		FORD CONTOUR	2.5L V6 2450cc 155 CID	
1997-1998		MERCURY MYSTIQUE	2.0L L4 1989cc 121 CID	
1997-1998		MERCURY MYSTIQUE	2.5L V6 2450cc 155 CID	
1997		FORD CONTOUR	2.0L L4 1989cc 121 CID	
1997		FORD CONTOUR	2.5L V6 2450cc 155 CID	
1997		FORD CONTOUR	2.5L V6 2450cc 155 CID	
1997		MERCURY MYSTIQUE	2.0L L4 1989cc 121 CID	
1997		MERCURY MYSTIQUE	2.0L L4 1989cc 121 CID	
1997		MERCURY MYSTIQUE	2.5L V6 2450cc 155 CID	
1997		MERCURY MYSTIQUE	2.5L V6 2450cc 155 CID	
1997		MERCURY MYSTIQUE	2.5L V6 2450cc 155 CID	
1997		MERCURY MYSTIQUE	2.5L V6 2450cc 155 CID	
1998		FORD CONTOUR	2.0L L4 1989cc 121 CID	
1998		FORD CONTOUR	2.0L L4 1989cc 121 CID	
1998		FORD CONTOUR	2.0L L4 1989cc 121 CID	
1998		FORD CONTOUR	2.5L V6 2450cc 155 CID	
1998		MERCURY MYSTIQUE	2.0L L4 1989cc 121 CID	
USEP2374		1997-1998	LINCOLN TOWN CAR	4.6L V8 4601cc 281 CID
		1997	LINCOLN TOWN CAR	4.6L V8 4601cc 281 CID
	1998-2000	MERCURY GRAND MARQUIS	4.6L V8 4601cc 281 CID	
	1998	FORD CROWN VICTORIA	4.6L V8 4601cc 281 CID	
	1999-2000	FORD CROWN VICTORIA	4.6L V8 4601cc 281 CID	
	1999	LINCOLN TOWN CAR	4.6L V8 4601cc 281 CID	
	2000	LINCOLN TOWN CAR	4.6L V8 4601cc 281 CID	
	USEP2375	1997	FORD CROWN VICTORIA	4.6L V8 4601cc 281 CID
		1997	MERCURY GRAND MARQUIS	4.6L V8 4601cc 281 CID
	USEP2376	1999-2002	FORD E-150 ECONOLINE CLUB WAGON	4.6L V8 4601cc 281 CID
1999		FORD E-150 ECONOLINE	4.6L V8 4601cc 281 CID	
USEP2377	1997	FORD EXPLORER	5.0L V8 302 CID	
	1997	FORD EXPLORER	5.0L V8 302 CID	
	1998-2000	FORD EXPLORER	5.0L V8 302 CID	
	1998-2000	MERCURY MOUNTAINEER	4.0L V6 245 CID	
	1998-2000	MERCURY MOUNTAINEER	5.0L V8 302 CID	
	1999-2000	FORD ECONOLINE WAGON (MEX)	5.0L V8 5000cc	

USMW	Years	Application	Engine
1999-2000	1999-2000	FORD F-150	5.4L V8 5408cc 330 CID
	1999-2003	FORD F-150	4.2L V6 256 CID
1999	1999	FORD F-150	4.6L V8 4601cc 281 CID
	1999	FORD F-250	4.6L V8 4601cc 281 CID
1999	1999	FORD F-250	5.4L V8 5408cc 330 CID
	1999	FORD F-250	5.4L V8 5408cc 330 CID
2000-2002	2000-2002	FORD E-150 ECONOLINE CLUB WAGON	5.4L V8 5408cc 330 CID
	2000-2002	FORD E-150 ECONOLINE CLUB WAGON	5.4L V8 5408cc 330 CID
2000-2002	2000-2002	FORD E-150 ECONOLINE CLUB WAGON	5.4L V8 5408cc 330 CID
	2000-2002	FORD E-250 ECONOLINE	5.4L V8 5408cc 330 CID
2000-2002	2000-2002	FORD E-250 ECONOLINE	5.4L V8 5408cc 330 CID
	2000-2002	FORD E-250 ECONOLINE	5.4L V8 5408cc 330 CID
2000-2002	2000-2002	FORD E-350 ECONOLINE CLUB WAGON	5.4L V8 5408cc 330 CID
	2000-2002	FORD E-350 ECONOLINE CLUB WAGON	5.4L V8 5408cc 330 CID
2000-2002	2000-2002	FORD E-350 ECONOLINE CLUB WAGON	5.4L V8 5408cc 330 CID
	2000-2002	FORD E-350 ECONOLINE CLUB WAGON	6.8L V10 6800cc 415 CID
2000-2002	2000-2002	FORD E-350 ECONOLINE CLUB WAGON	6.8L V10 6800cc 415 CID
	2000-2002	FORD E-350 ECONOLINE CLUB WAGON	6.8L V10 6800cc 415 CID
2000	2000	FORD F-150	4.6L V8 4601cc 281 CID
	2001-2002	FORD ECONOLINE WAGON (MEX)	5.0L V8 5000cc
2001-2003	2001-2003	FORD F-150	5.4L V8 5408cc 330 CID
	2001	FORD EXPLORER	4.0L V6 245 CID
2001	2001	FORD EXPLORER	5.0L V8 302 CID
	2001	FORD F-150	4.6L V8 4601cc 281 CID
2001	2001	FORD F-150	4.6L V8 4601cc 281 CID
	2001	FORD F-150	5.4L V8 5408cc 330 CID
2001	2001	MERCURY MOUNTAINEER	4.0L V6 245 CID
	2001	MERCURY MOUNTAINEER	5.0L V8 302 CID
2002-2003	2002-2003	FORD F-150	4.6L V8 4601cc 281 CID
	2002	FORD E-450 ECONOLINE SUPER DUTY	6.8L V10 6800cc 415 CID
2002	2002	FORD E-550 ECONOLINE SUPER DUTY	6.8L V10 6800cc 415 CID
	2002	FORD E-550 ECONOLINE SUPER DUTY	6.8L V10 6800cc 415 CID
2002	2002	FORD F-150	4.6L V8 4601cc 281 CID
	2002	FORD F-150	4.6L V8 4601cc 281 CID
2004-2005	2004-2005	FORD E-150 CLUB WAGON	4.6L V8 4601cc 281 CID
	2004-2005	FORD E-150 CLUB WAGON	4.6L V8 4601cc 281 CID
2004-2005	2004-2005	FORD E-250	4.6L V8 4601cc 281 CID
	2004-2005	FORD E-350 SUPER DUTY	6.8L V10 6800cc 415 CID
2004-2005	2004-2005	FORD E-350 SUPER DUTY	6.8L V10 6800cc 415 CID
	2004-2006	FORD E-450 SUPER DUTY	6.8L V10 6800cc 415 CID
2004-2007	2004-2007	FORD E-450 SUPER DUTY	6.8L V10 6800cc 415 CID
	2004	FORD E-150 CLUB WAGON	5.4L V8 5408cc 330 CID
2004	2004	FORD E-150 CLUB WAGON	5.4L V8 5408cc 330 CID
	2004	FORD E-250	4.6L V8 4601cc 281 CID
2004	2004	FORD E-350 SUPER DUTY	5.4L V8 5408cc 330 CID
	2004	FORD E-350 SUPER DUTY	5.4L V8 5408cc 330 CID
2004	2004	FORD E-450 SUPER DUTY	5.4L V8 5408cc 330 CID
	2004	FORD E-450 SUPER DUTY	5.4L V8 5408cc 330 CID
2004	2004	FORD F-150 HERITAGE	4.2L V6 256 CID
	2004	FORD F-150 HERITAGE	4.6L V8 4601cc 281 CID
2004	2004	FORD F-150 HERITAGE	5.4L V8 5408cc 330 CID
	2004	FORD F-150 HERITAGE	5.4L V8 5408cc 330 CID
2005	2005	FORD E-150 CLUB WAGON	5.4L V8 5408cc 330 CID
	2005	FORD E-150 CLUB WAGON	5.4L V8 5408cc 330 CID
2005	2005	FORD E-150 CLUB WAGON	5.4L V8 5408cc 330 CID
	2005	FORD E-250	4.6L V8 4601cc 281 CID
2005	2005	FORD E-350 SUPER DUTY	5.4L V8 5408cc 330 CID
	2005	FORD E-350 SUPER DUTY	5.4L V8 5408cc 330 CID
2005	2005	FORD E-350 SUPER DUTY	5.4L V8 5408cc 330 CID
	2005	FORD F-250 4WD (MEX)	4.6L V8 4608cc 281 CID
2006-2007	2006-2007	FORD E-150	5.4L V8 5408cc 330 CID
	2006-2007	FORD E-150	5.4L V8 5408cc 330 CID
2006-2007	2006-2007	FORD E-450 SUPER DUTY	5.4L V8 5408cc 330 CID
	2006-2007	FORD E-450 SUPER DUTY	5.4L V8 5408cc 330 CID
2006-2008	2006-2008	FORD E-150	5.4L V8 5408cc 330 CID
	2006-2008	FORD E-150	5.4L V8 5408cc 330 CID
2006-2008	2006-2008	FORD E-150	5.4L V8 5408cc 330 CID
	2006-2008	FORD E-150	5.4L V8 5408cc 330 CID
2006-2008	2006-2008	FORD E-150	5.4L V8 5408cc 330 CID
	2006-2008	FORD E-150	5.4L V8 5408cc 330 CID
2006-2008	2006-2008	FORD E-250	5.4L V8 5408cc 330 CID
	2006-2008	FORD E-250	5.4L V8 5408cc 330 CID

USMW	Years	Application	Engine	USMW	Years	Application	Engine
USEP2386	2006-2007	FORD F-250 SUPER DUTY	5.4L V8 5408cc 330 CID		2005	FORD E-350 SUPER DUTY	5.4L V8 5408cc 330 CID
	2006-2007	FORD F-250 SUPER DUTY	6.8L V10 6800cc 415 CID		2005	FORD E-350 SUPER DUTY	5.4L V8 5408cc 330 CID
	2006-2007	FORD F-250 SUPER DUTY	6.8L V10 6800cc 415 CID		2006-2007	FORD E-150	5.4L V8 5408cc 330 CID
	2006-2007	FORD F-350 SUPER DUTY	5.4L V8 5408cc 330 CID		2006-2007	FORD E-150	5.4L V8 5408cc 330 CID
	2006-2007	FORD F-350 SUPER DUTY	5.4L V8 5408cc 330 CID		2006-2007	FORD E-350 SUPER DUTY	6.8L V10 6800cc 415 CID
	2006-2007	FORD F-350 SUPER DUTY	6.8L V10 6800cc 415 CID		2006-2007	FORD E-450 SUPER DUTY	5.4L V8 5408cc 330 CID
	2006-2007	FORD F-350 SUPER DUTY	6.8L V10 6800cc 415 CID		2006-2007	FORD E-450 SUPER DUTY	5.4L V8 5408cc 330 CID
	2007	FORD F-250 SUPER DUTY	5.4L V8 5408cc 330 CID		2006-2008	FORD E-150	5.4L V8 5408cc 330 CID
	2007	FORD F-250 SUPER DUTY	5.4L V8 5408cc 330 CID		2006-2008	FORD E-150	5.4L V8 5408cc 330 CID
	2007	FORD F-250 SUPER DUTY	6.8L V10 6800cc 415 CID		2006-2008	FORD E-150	5.4L V8 5408cc 330 CID
	2007	FORD F-250 SUPER DUTY	6.8L V10 6800cc 415 CID		2006-2008	FORD E-150	5.4L V8 5408cc 330 CID
	2007	FORD F-350 SUPER DUTY	5.4L V8 5408cc 330 CID		2006-2008	FORD E-150	5.4L V8 5408cc 330 CID
	2007	FORD F-350 SUPER DUTY	5.4L V8 5408cc 330 CID		2006-2008	FORD E-150	5.4L V8 5408cc 330 CID
	2007	FORD F-350 SUPER DUTY	6.8L V10 6800cc 415 CID		2006-2008	FORD E-250	5.4L V8 5408cc 330 CID
	2007	FORD F-350 SUPER DUTY	6.8L V10 6800cc 415 CID		2006-2008	FORD E-250	5.4L V8 5408cc 330 CID
	USEP2388M	2003-2004	LINCOLN LS		3.9L V8 242 CID	2006-2008	FORD E-350 SUPER DUTY
2005		LINCOLN LS	3.9L V8 242 CID	2006-2008	FORD E-350 SUPER DUTY	5.4L V8 5408cc 330 CID	
USEP2390	1998	FORD MUSTANG	3.8L V6 232 CID	2006-2008	FORD E-350 SUPER DUTY	5.4L V8 5408cc 330 CID	
	1999-2000	FORD CONTOUR	2.0L L4 1989cc 121 CID	2006-2008	FORD E-350 SUPER DUTY	5.4L V8 5408cc 330 CID	
	1999-2000	FORD CONTOUR	2.5L V6 2450cc 155 CID	2006-2008	FORD E-350 SUPER DUTY	5.4L V8 5408cc 330 CID	
	1999-2000	FORD CONTOUR	2.5L V6 2540cc 155 CID	2006-2008	FORD E-350 SUPER DUTY	5.4L V8 5408cc 330 CID	
	1999-2000	FORD MYSTIQUE	2.5L V6 2540cc 155 CID	2006-2008	FORD E-350 SUPER DUTY	5.4L V8 5408cc 330 CID	
	1999-2000	FORD MYSTIQUE	2.5L V6 2544cc 155 CID	2006	FORD E-150	4.6L V8 4601cc 281 CID	
	1999-2000	MERCURY MYSTIQUE	2.0L L4 1989cc 121 CID	2008	FORD E-350 SUPER DUTY	6.8L V10 6800cc 415 CID	
	1999-2000	MERCURY MYSTIQUE	2.5L V6 2450cc 155 CID	2008	FORD E-450 SUPER DUTY	5.4L V8 5408cc 330 CID	
	1999-2002	MERCURY COUGAR	2.0L L4 1989cc 121 CID	2008	FORD E-450 SUPER DUTY	5.4L V8 5408cc 330 CID	
	1999-2002	MERCURY COUGAR	2.5L V6 2450cc 155 CID	2008	FORD E-450 SUPER DUTY	6.8L V10 6800cc 415 CID	
	USEP2434M	2004	FORD F-150	4.6L V8 4601cc 281 CID	USEP2439M	2004-2005	FORD EXPLORER
2004		FORD F-150	4.6L V8 4601cc 281 CID	2004		FORD EXPLORER	4.0L V6 245 CID
2004		FORD F-150	5.4L V8 5408cc 330 CID	2004	MERCURY MOUNTAINEER	4.0L V6 245 CID	
2005		FORD F-150	4.2L V6 256 CID	2005	MERCURY MOUNTAINEER	4.0L V6 245 CID	
2005		FORD F-150	5.4L V8 5408cc 330 CID	USEP2440M	2005	FORD ESCAPE	2.3L L4 140 CID
2006		FORD F-150	4.2L V6 256 CID		2005	MERCURY MARINER	2.3L L4 140 CID
2007-2008		FORD F-150	4.2L V6 256 CID		2007	FORD ESCAPE	2.3L L4 140 CID
2007		FORD F-150	4.2L V6 256 CID	2007	MERCURY MARINER	2.3L L4 140 CID	
2007		FORD F-150	4.6L V8 4601cc 281 CID	USEP2441M	2005	FORD F-150	4.2L V6 256 CID
2007		FORD F-150	5.4L V8 5408cc 330 CID		2005	FORD F-150	4.6L V8 4601cc 281 CID
2008		FORD F-150	4.2L V6 256 CID		2005	FORD F-150	5.4L V8 5408cc 330 CID
2008		LINCOLN MARK LT	5.4L V8 5408cc 330 CID		2006-2007	FORD F-150	5.4L V8 5408cc 330 CID
USEP2435M		2004-2005	FORD TAURUS		3.0L V6 2968cc 181 CID	2006-2008	FORD F-150
	2004	MERCURY SABLE	3.0L V6 2968cc 181 CID		2006-2008	FORD LOBO 2WD (MEX)	4.6L V8 4608cc 281 CID
	2005	MERCURY SABLE	3.0L V6 2968cc 181 CID		2006	FORD F-150	4.2L V6 256 CID
	2007	FORD TAURUS	3.0L V6 2986cc 182 CID		2006	FORD F-150	5.4L V8 5408cc 330 CID
USEP2436M	2004	FORD F-150	4.6L V8 4601cc 281 CID	2006	FORD F-150	5.4L V8 5408cc 330 CID	
	2004	FORD F-150	5.4L V8 5408cc 330 CID	2007-2008	FORD F-150	4.2L V6 256 CID	
	2005	FORD F-150	5.4L V8 5408cc 330 CID	2007-2008	FORD LOBO 2WD (MEX)	5.4L V8 5408cc 330 CID	
	2006-2007	FORD F-150	5.4L V8 5408cc 330 CID	2007	FORD F-150	5.4L V8 5408cc 330 CID	
	2006-2007	FORD F-150	5.4L V8 5408cc 330 CID	2007	FORD F-150	5.4L V8 5408cc 330 CID	
	2006-2008	FORD F-150	4.6L V8 4601cc 281 CID	2007	FORD F-150	5.4L V8 5408cc 330 CID	
	2006	FORD F-150	5.4L V8 5408cc 330 CID	2007	FORD LOBO 4WD (MEX)	4.6L V8 4608cc 281 CID	
	2006	FORD F-150	5.4L V8 5408cc 330 CID	2007	FORD LOBO 4WD (MEX)	5.4L V8 5408cc 330 CID	
	2006	FORD F-150	5.4L V8 5408cc 330 CID	2008	FORD F-150	4.6L V8 4601cc 281 CID	
	2007-2008	FORD F-150	4.2L V6 256 CID	2008	FORD F-150	5.4L V8 5408cc 330 CID	
	2007	FORD F-150	5.4L V8 5408cc 330 CID	2008	FORD F-150	5.4L V8 5408cc 330 CID	
	2007	FORD F-150	5.4L V8 5408cc 330 CID	2008	LINCOLN MARK LT	5.4L V8 5408cc 330 CID	
	2007	FORD F-150	5.4L V8 5408cc 330 CID	USEP2442M	2005-2007	FORD F-450 SUPER DUTY	6.8L V10 6800cc 415 CID
	2007	FORD F-150	5.4L V8 5408cc 330 CID		2005-2007	FORD F-550 SUPER DUTY	6.8L V10 6800cc 415 CID
	2008	FORD F-150	4.6L V8 4601cc 281 CID		2005	FORD F-250 SUPER DUTY	5.4L V8 5408cc 330 CID
	2008	FORD F-150	5.4L V8 5408cc 330 CID		2005	FORD F-250 SUPER DUTY	6.8L V10 6800cc 415 CID
	2008	FORD F-150	5.4L V8 5408cc 330 CID		2005	FORD F-350 SUPER DUTY	5.4L V8 5408cc 330 CID
	2008	FORD F-150	5.4L V8 5408cc 330 CID		2005	FORD F-350 SUPER DUTY	6.8L V10 6800cc 415 CID
USEP2437S	2004-2005	FORD E-150 CLUB WAGON	4.6L V8 4601cc 281 CID	2006-2007	FORD F-250 SUPER DUTY	5.4L V8 5408cc 330 CID	
	2004-2005	FORD E-350 SUPER DUTY	6.8L V10 6800cc 415 CID	2006-2007	FORD F-250 SUPER DUTY	6.8L V10 6800cc 415 CID	
	2004-2006	FORD E-250	4.6L V8 4601cc 281 CID	2006-2007	FORD F-350 SUPER DUTY	5.4L V8 5408cc 330 CID	
	2004-2007	FORD E-450 SUPER DUTY	6.8L V10 6800cc 415 CID	2006-2007	FORD F-350 SUPER DUTY	6.8L V10 6800cc 415 CID	
	2004	FORD E-150 CLUB WAGON	5.4L V8 5408cc 330 CID	2006	FORD LOBO 2WD (MEX)	5.4L V8 5408cc 330 CID	
	2004	FORD E-350 SUPER DUTY	5.4L V8 5408cc 330 CID	2007	FORD F-350 SUPER DUTY	5.4L V8 5408cc 330 CID	
	2004	FORD E-450 SUPER DUTY	5.4L V8 5408cc 330 CID	2007	FORD F-350 SUPER DUTY	6.8L V10 6800cc 415 CID	
	2005	FORD E-150 CLUB WAGON	5.4L V8 5408cc 330 CID	USEP2443M	2005	FORD EXPEDITION	5.4L V8 5408cc 330 CID
	2005	FORD E-150 CLUB WAGON	5.4L V8 5408cc 330 CID		2005	LINCOLN NAVIGATOR	5.4L V8 5408cc 330 CID

USMW	Years	Application	Engine
USEP2443M	2006-2007	FORD EXPEDITION	5.4L V8 5408cc 330 CID
	2006	FORD EXPEDITION	5.4L V8 5408cc 330 CID
	2006	LINCOLN NAVIGATOR	5.4L V8 5408cc 330 CID
	2007	FORD EXPEDITION	5.4L V8 5408cc 330 CID
USEP2447	2001	FORD TAURUS	3.0L V6 2986cc 182 CID
USEP2448	2000-2001	FORD FOCUS	2.0L L4 1989cc 121 CID
	2000	FORD FOCUS	2.0L L4 1989cc 121 CID
	2001	FORD FOCUS	2.0L L4 1989cc 121 CID
	2002	FORD FOCUS	2.0L L4 1989cc 121 CID
USEP2449S	2005	FORD CROWN VICTORIA	4.6L V8 4601cc 281 CID
	2005	LINCOLN TOWN CAR	4.6L V8 4601cc 281 CID
	2005	MERCURY GRAND MARQUIS	4.6L V8 4601cc 281 CID
	2006-2007	LINCOLN TOWN CAR	4.6L V8 4601cc 281 CID
	2006-2007	MERCURY GRAND MARQUIS	4.6L V8 4601cc 281 CID
	2006-2008	FORD CROWN VICTORIA	4.6L V8 4601cc 281 CID
	2006	FORD CROWN VICTORIA	4.6L V8 4601cc 281 CID
	2008	FORD CROWN VICTORIA	4.6L V8 4601cc 281 CID
	2008	LINCOLN TOWN CAR	4.6L V8 4601cc 281 CID
	2008	MERCURY GRAND MARQUIS	4.6L V8 4601cc 281 CID
USEP2453M	2005	FORD ESCAPE	2.3L L4 140 CID
	2005	MERCURY MARINER	2.3L L4 140 CID
	2006	FORD ESCAPE	2.3L L4 140 CID
	2006	MERCURY MARINER	2.3L L4 140 CID
	2007	FORD ESCAPE	2.3L L4 140 CID
	2007	MERCURY MARINER	2.3L L4 140 CID
USEP2454M	2006-2009	FORD EXPLORER	4.0L V6 245 CID
	2006-2009	FORD EXPLORER	4.6L V8 4601cc 281 CID
	2006-2009	MERCURY MOUNTAINEER	4.6L V8 4601cc 281 CID
	2006	FORD EXPLORER	4.0L V6 245 CID
	2006	MERCURY MOUNTAINEER	4.0L V6 245 CID
	2006	MERCURY MOUNTAINEER	4.6L V8 4601cc 281 CID
	2007-2008	FORD EXPLORER SPORT TRAC	4.0L V6 245 CID
	2007-2009	FORD EXPLORER SPORT TRAC	4.6L V8 4601cc 281 CID
2007-2009	MERCURY MOUNTAINEER	4.0L V6 245 CID	
USEP2455M	2004-2005	FORD TAURUS	3.0L V6 2986cc 182 CID
	2004-2005	MERCURY SABLE	3.0L V6 2986cc 182 CID
	2006	FORD TAURUS	3.0L V6 2986cc 182 CID
	2006	FORD TAURUS	3.0L V6 2986cc 182 CID
USEP2457M	2005	FORD MUSTANG	4.0L V6 245 CID
	2005	FORD MUSTANG	4.6L V8 4601cc 281 CID
USEP2458M	2006	LINCOLN ZEPHYR	3.0L V6 2968cc 181 CID
USEP2459M	2006-2007	FORD FUSION	2.3L L4 140 CID
	2006-2007	MERCURY MILAN	2.3L L4 140 CID
USEP2465M	2005-2006	FORD FREESTYLE	3.0L V6 2968cc 181 CID
	2007	FORD FREESTYLE	3.0L V6 2968cc 181 CID
USEP2466M	2006-2007	FORD FREESTAR	3.9L V6 238 CID
	2006-2007	FORD FREESTAR	4.2L V6 256 CID
	2006-2007	MERCURY MONTEREY	4.2L V6 256 CID
USEP2469M	2006-2009	FORD MUSTANG	4.0L V6 245 CID
	2006-2009	FORD MUSTANG	4.6L V8 4601cc 281 CID
	2007-2009	FORD MUSTANG	4.0L V6 4009cc 245 CID
	2007-2009	FORD MUSTANG	4.6L V8 4606cc 281 CID
USEP2470M	2007-2010	FORD EDGE	3.5L V6 3496cc 213 CID
	2007-2010	LINCOLN MKX	3.5L V6 3496cc 213 CID
USEP2471	2006-2007	FORD FIESTA IKON (MEX)	1.6L L4 1587cc 97 CID
	2006	FORD FIESTA	1.6L L4 1596cc 97 CID
USEP2472M	2006-2009	FORD FUSION	3.0L V6 183 CID
	2007-2009	LINCOLN MKZ	3.5L V6 3490cc 213 CID
	2007-2009	LINCOLN MKZ	3.5L V6 3496cc 213 CID
	2008	MERCURY MILAN	3.0L V6 183 CID
USEP2474M	2007-2012	FORD FUSION	3.0L V6 2968cc 181 CID
	2010-2012	FORD FUSION	3.5L V6 3496cc 213 CID
USEP2476M	2007-2008	FORD EXPEDITION	5.4L V8 5409cc 330 CID
	2009-2010	FORD FOCUS	2.0L L4 1989cc 121 CID
USEP2484	1985-1986	FORD BRONCO	5.0L V8 302 CID
	1985-1986	FORD F-250	7.5L V8 7538cc 460 CID
	1985-1986	FORD F-250	7.5L V8 7538cc 460 CID
	1985-1986	FORD F-250	7.5L V8 7538cc 460 CID
	1985-1986	FORD F-350	7.5L V8 7538cc 460 CID

USMW	Years	Application	Engine
	1985-1986	FORD F-350	7.5L V8 7538cc 460 CID
	1985-1986	FORD F-350	7.5L V8 7538cc 460 CID
	1985-1989	MERKUR XR4TI	2.3L L4 140 CID
	1985	FORD E-250 ECONOLINE CLUB WAGON	7.5L V8 7538cc 460 CID
	1985	FORD E-350 ECONOLINE	7.5L V8 7538cc 460 CID
	1985	FORD E-350 ECONOLINE CLUB WAGON	7.5L V8 7538cc 460 CID
	1985	LINCOLN TOWN CAR	5.0L V8 302 CID
	1986	MERCURY GRAND MARQUIS	5.0L V8 302 CID
	1987	FORD BRONCO	5.0L V8 302 CID
	1988-1989	FORD BRONCO	5.0L V8 302 CID
	1988-1989	FORD BRONCO	5.8L V8 5752cc 351 CID
	1988-1989	FORD F-150	5.0L V8 302 CID
	1988-1989	FORD F-150	5.8L V8 5752cc 351 CID
	1988-1989	FORD F-250	5.0L V8 302 CID
	1988-1989	FORD F-250	5.8L V8 5752cc 351 CID
	1988-1989	FORD F-350	5.8L V8 5752cc 351 CID
	1988-1989	FORD F-350	7.5L V8 7538cc 460 CID
	1988	FORD F-250	7.5L V8 7538cc 460 CID
	1989	FORD E-350 ECONOLINE	5.8L V8 5752cc 351 CID
	1989	FORD E-350 ECONOLINE	7.5L V8 7538cc 460 CID
	1989	FORD F-250	7.5L V8 7538cc 460 CID
	1990	FORD E-350 ECONOLINE	5.8L V8 5752cc 351 CID
	1990	FORD E-350 ECONOLINE	7.5L V8 7538cc 460 CID
	1991	FORD E-350 ECONOLINE	5.8L V8 5752cc 351 CID
	1991	FORD E-350 ECONOLINE	7.5L V8 7538cc 460 CID
USEP2486	1983	DODGE MAGNUM	2.2L L4 2213cc 135 CID
	1984	CHRYSLER LEBARON	2.2L L4 2213cc 135 CID
USEP2487	1985	VOLVO 244	2.1L L4 2127cc
	1985	VOLVO 245	2.1L L4 2127cc
	1990	VOLVO 740	2.3L L4 2316cc
	1991	VOLVO 940	2.3L L4 2316cc
USEP2493S	1993-1997	MERCURY VILLAGER	3.0L V6 182 CID
USEP2497	2001	FORD SABLE	3.0L V6 2967cc 181 CID
	2001	FORD SABLE (MEX)	3.0L V6 2966cc
	2001	MERCURY SABLE	3.0L V6 2986cc 182 CID
	2003	FORD TAURUS	3.0L V6 2986cc 182 CID
	2003	MERCURY SABLE	3.0L V6 2986cc 182 CID
	2004-2005	FORD TAURUS	3.0L V6 2986cc 182 CID
2004-2005	MERCURY SABLE	3.0L V6 2986cc 182 CID	
2006	FORD TAURUS	3.0L V6 2986cc 182 CID	
USEP2501M	2006-2007	FORD F-150	5.4L V8 5408cc 330 CID
	2006	FORD F-150	5.4L V8 5408cc 330 CID
	2007	FORD F-150	5.4L V8 5408cc 330 CID
USEP2509M	2008-2010	FORD F-250 SUPER DUTY	5.4L V8 5408cc 330 CID
	2008-2010	FORD F-250 SUPER DUTY	6.8L V10 6800cc 415 CID
	2008-2010	FORD F-350 SUPER DUTY	5.4L V8 5408cc 330 CID
	2008-2010	FORD F-350 SUPER DUTY	6.8L V10 6800cc 415 CID
	2008-2010	FORD F-450 SUPER DUTY	6.8L V10 6800cc 415 CID
	2008-2010	FORD F-450 SUPER DUTY	6.8L V10 6800cc 415 CID
USEP2515	2004-2005	FORD E-350 SUPER DUTY	6.8L V10 6800cc 415 CID
	2004-2006	FORD E-450 SUPER DUTY	6.8L V10 6800cc 415 CID
	2004	FORD E-150 CLUB WAGON	4.6L V8 4601cc 281 CID
	2004	FORD E-150 CLUB WAGON	5.4L V8 5408cc 330 CID
	2004	FORD E-250	4.6L V8 4601cc 281 CID
	2004	FORD E-350 SUPER DUTY	5.4L V8 5408cc 330 CID
	2004	FORD E-450 SUPER DUTY	5.4L V8 5408cc 330 CID
	2005-2006	FORD E-250	4.6L V8 4601cc 281 CID
	2005	FORD E-150 CLUB WAGON	4.6L V8 4601cc 281 CID
	2005	FORD E-150 CLUB WAGON	5.4L V8 5408cc 330 CID
	2005	FORD E-350 SUPER DUTY	5.4L V8 5408cc 330 CID
	2006	FORD E-150	4.6L V8 4601cc 281 CID
	2006	FORD E-150	5.4L V8 5408cc 330 CID
	2006	FORD E-250	5.4L V8 5408cc 330 CID
	2006	FORD E-350 SUPER DUTY	5.4L V8 5408cc 330 CID
2006	FORD E-350 SUPER DUTY	6.8L V10 6800cc 415 CID	
2006	FORD E-450 SUPER DUTY	5.4L V8 5408cc 330 CID	
2007-2008	FORD E-150	4.6L V8 4601cc 281 CID	
2007-2008	FORD E-150	5.4L V8 5408cc 330 CID	
2007-2008	FORD E-250	4.6L V8 4601cc 281 CID	
2007-2008	FORD E-250	5.4L V8 5408cc 330 CID	

USMW	Years	Application	Engine	
USEP2515	2007-2008	FORD E-350 SUPER DUTY	5.4L V8 5408cc 330 CID	
	2007-2008	FORD E-350 SUPER DUTY	6.8L V10 6800cc 415 CID	
	2007	FORD E-150	4.6L V8 4601cc 281 CID	
	2007	FORD E-150	5.4L V8 5408cc 330 CID	
	2007	FORD E-350 SUPER DUTY	6.8L V10 6800cc 415 CID	
	2007	FORD E-450 SUPER DUTY	5.4L V8 5408cc 330 CID	
	2007	FORD E-450 SUPER DUTY	6.8L V10 6800cc 415 CID	
	2008	FORD E-450 SUPER DUTY	5.4L V8 5408cc 330 CID	
	2008	FORD E-450 SUPER DUTY	6.8L V10 6800cc 415 CID	
USEP2518	2010-2013	JEEP PATRIOT 2WD (MEX)	2.4L L4 2360cc 144 CID	
	2010	FORD EXPLORER XLT (MEX)	4.6L V8 4604cc	
	2010	FORD FUSION (MEX)	3.0L V6 3000cc 181 CID	
	2010	JEEP WRANGLER UNLIMITED X (MEX)	3.8L L6 3778cc	
	2010	JEEP WRANGLER X 4WD (MEX)	3.8L L6 3778cc	
	2011-2012	FORD FUSION SE (MEX)	3.0L V6 2967cc 181 CID	
	2011-2012	FORD FUSION SEL (MEX)	3.0L V6 2967cc 181 CID	
	2011	DODGE JOURNEY R/T (MEX)	3.6L V6 3604cc 220 CID	
	2011	DODGE JOURNEY SE (MEX)	2.4L L4 2360cc 144 CID	
	2011	DODGE JOURNEY SXT (MEX)	2.4L L4 2360cc 144 CID	
	2011	DODGE JOURNEY SXT (MEX)	3.6L V6 3604cc 220 CID	
	2012-2013	DODGE JOURNEY R/T 2WD (MEX)	3.6L V6 3604cc 220 CID	
	2012	DODGE JOURNEY SXT 2WD (MEX)	3.6L V6 3604cc 220 CID	
	2012	JEEP WRANGLER UNLTD ALTIM. 4WD(MEX)	3.6L L6 3604cc	
	2012	JEEP WRANGLER UNLTD MOUNT. (MEX)	3.6L L6 3604cc	
	2014-2016	MAZDA MAZDA6 I GRAND TOURING (MEX)	2.5L L4 2488cc 152 CID	
	2014-2016	MAZDA MAZDA6 I SPORT (MEX)	2.5L L4 2488cc 152 CID	
	2014	DODGE JOURNEY R/T 2WD (MEX)	3.6L V6 3605cc	
	USEP2519	2008-2010	FORD F-250 SUPER DUTY	6.4L V8 6400cc 391 CID
		2008-2010	FORD F-350 SUPER DUTY	6.4L V8 6400cc 391 CID
2008-2010		FORD F-450 SUPER DUTY	6.4L V8 6400cc 391 CID	
2008-2010		FORD F-550 SUPER DUTY	6.4L V8 6400cc 391 CID	
USEP2522	2005-2006	FORD FIVE HUNDRED	3.0L V6 2968cc 181 CID	
	2005	MERCURY MONTEGO	3.0L V6 2968cc 181 CID	
	2006-2007	MERCURY MONTEGO	3.0L V6 2968cc 181 CID	
	2007	FORD FIVE HUNDRED	3.0L V6 2968cc 181 CID	
USEP2533M	2004	FORD F-150	5.4L V8 5408cc 330 CID	
	2005-2008	FORD F-150	4.6L V8 4601cc 281 CID	
	2006-2007	LINCOLN MARK LT	5.4L V8 5408cc 330 CID	
	2006-2008	FORD F-150	5.4L V8 5408cc 330 CID	
	2006-2008	FORD F-250 2WD (MEX)	4.6L V8 4608cc 281 CID	
	2006-2008	FORD F-250 4WD (MEX)	4.6L V8 4608cc 281 CID	
	2007	FORD F-250 4WD (MEX)	4.6L V8 4608cc 281 CID	
USEP2545M	2009	FORD F150 (MEX)	4.2L V6 4197cc	
USEP3044	1981-1982	VOLVO 264	2.8L V6 2849cc	
	1981-1983	VOLVO 242	2.1L L4 2127cc	
	1981	VOLVO 242	2.1L L4 2127cc	
	1981	VOLVO 262	2.8L V6 2849cc	
	1981	VOLVO 264	2.1L L4 2127cc	
	1981	VOLVO 265	2.8L V6 2849cc	
	1984	VOLVO 242	2.1L L4 2127cc	
	1985	VOLVO 245	2.1L L4 2127cc	
	USEP3073	1985	BUICK ELECTRA	4.3L V6 260 CID
1985		CADILLAC DEVILLE	4.3L V6 260 CID	
1985		CADILLAC FLEETWOOD	4.3L V6 260 CID	
1985		OLDSMOBILE 98	4.3L V6 260 CID	
USEP3076	1985	BUICK CENTURY	4.3L V6 260 CID	
	1985	BUICK ELECTRA	4.3L V6 260 CID	
	1985	BUICK ELECTRA	5.7L V8 5735cc 350 CID	
	1985	BUICK LESABRE	5.7L V8 5735cc 350 CID	
	1985	BUICK REGAL	5.7L V8 5735cc 350 CID	
	1985	BUICK RIVIERA	5.7L V8 5735cc 350 CID	
	1985	CADILLAC DEVILLE	4.3L V6 260 CID	
	1985	CADILLAC ELDORADO	5.7L V8 5735cc 350 CID	
	1985	CADILLAC FLEETWOOD	4.3L V6 260 CID	
	1985	CADILLAC FLEETWOOD	5.7L V8 5735cc 350 CID	
	1985	CADILLAC SEVILLE	5.7L V8 5735cc 350 CID	
	1985	CHEVROLET CAPRICE	5.7L V8 5735cc 350 CID	
	1985	CHEVROLET CELEBRITY	4.3L V6 260 CID	
	1985	CHEVROLET IMPALA	5.7L V8 5735cc 350 CID	

USMW	Years	Application	Engine	
	1985	OLDSMOBILE 98	4.3L V6 260 CID	
	1985	OLDSMOBILE CUSTOM CRUISER	5.7L V8 5735cc 350 CID	
	1985	OLDSMOBILE CUTLASS CIERA	4.3L V6 260 CID	
	1985	OLDSMOBILE CUTLASS SALON	5.7L V8 5735cc 350 CID	
	1985	OLDSMOBILE CUTLASS SUPREME	5.7L V8 5735cc 350 CID	
	1985	OLDSMOBILE DELTA 88	5.7L V8 5735cc 350 CID	
	1985	OLDSMOBILE TORONADO	5.7L V8 5735cc 350 CID	
	1985	PONTIAC 6000	4.3L V6 260 CID	
	1985	PONTIAC PARISIENNE	5.7L V8 5735cc 350 CID	
	USEP3111	1985	BUICK CENTURY	3.0L V6 181 CID
	USEP3127	1982-1988	PLYMOUTH VOLARE K (MEX)	2.2L L4 2200cc 134 CID
1983-1987		DODGE DART	2.2L L4 2213cc 135 CID	
1983-1989		DODGE DART K (MEX)	2.2L L4 2200cc 134 CID	
1986-1989		CHRYSLER DART (MEX)	2.2L L4 2200cc 134 CID	
USEP3158	1988-1989	CHEVROLET C1500	6.2L V8 6210cc 379 CID	
	1988-1993	CHEVROLET C3500	6.2L V8 6210cc 379 CID	
	1988-1993	CHEVROLET K1500	6.2L V8 6210cc 379 CID	
	1988-1993	CHEVROLET K3500	6.2L V8 6210cc 379 CID	
	1988-1993	GMC C1500	6.2L V8 6210cc 379 CID	
	1988-1993	GMC C3500	6.2L V8 6210cc 379 CID	
	1988-1993	GMC K1500	6.2L V8 6210cc 379 CID	
	1988-1993	GMC K3500	6.2L V8 6210cc 379 CID	
	1988	CHEVROLET C2500	6.2L V8 6210cc 379 CID	
	1988	CHEVROLET K2500	6.2L V8 6210cc 379 CID	
	1988	CHEVROLET R30	6.2L V8 6210cc 379 CID	
	1988	CHEVROLET V30	6.2L V8 6210cc 379 CID	
	1988	GMC C2500	6.2L V8 6210cc 379 CID	
	1988	GMC G2500	6.2L V8 6210cc 379 CID	
	1988	GMC G3500	6.2L V8 6210cc 379 CID	
	1988	GMC K2500	6.2L V8 6210cc 379 CID	
	1988	GMC P2500	6.2L V8 6210cc 379 CID	
	1988	GMC P3500	6.2L V8 6210cc 379 CID	
	1988	GMC R3500	6.2L V8 6210cc 379 CID	
	1988	GMC V3500	6.2L V8 6210cc 379 CID	
	1989-1993	CHEVROLET C2500	6.2L V8 6210cc 379 CID	
	1989-1993	CHEVROLET K2500	6.2L V8 6210cc 379 CID	
	1989-1993	GMC C2500	6.2L V8 6210cc 379 CID	
	1989-1993	GMC K2500	6.2L V8 6210cc 379 CID	
	1990-1993	CHEVROLET C1500	6.2L V8 6210cc 379 CID	
	1992-1993	CHEVROLET C2500	6.5L V8 6473cc 395 CID	
	1992-1993	CHEVROLET C3500	6.5L V8 6473cc 395 CID	
	1992-1993	CHEVROLET K2500	6.5L V8 6473cc 395 CID	
	1992-1993	CHEVROLET K3500	6.5L V8 6473cc 395 CID	
	1992-1993	GMC C2500	6.5L V8 6473cc 395 CID	
1992-1993	GMC C3500	6.5L V8 6473cc 395 CID		
1992-1993	GMC K2500	6.5L V8 6473cc 395 CID		
1992-1993	GMC K3500	6.5L V8 6473cc 395 CID		
USEP3210	1985-1987	CHEVROLET CAMARO	5.0L V8 305 CID	
	1985-1987	PONTIAC FIREBIRD	5.0L V8 305 CID	
	1985-1989	CHEVROLET CORVETTE	5.7L V8 5735cc 350 CID	
	1985	CHEVROLET CAMARO	2.8L V6 173 CID	
	1985	CHEVROLET CAMARO	5.0L V8 305 CID	
	1987	CHEVROLET CAMARO	5.7L V8 5735cc 350 CID	
	1987	PONTIAC FIREBIRD	5.0L V8 305 CID	
	1987	PONTIAC FIREBIRD	5.7L V8 5735cc 350 CID	
	1988-1990	CHEVROLET CAMARO	5.7L V8 5735cc 350 CID	
	1988	PONTIAC FIREBIRD	5.7L V8 5735cc 350 CID	
	1989-1992	PONTIAC FIREBIRD	5.7L V8 5735cc 350 CID	
	1989	PONTIAC FIREBIRD	3.8L V6 3800cc 231 CID	
	1989	PONTIAC GRAND PRIX	3.1L V6 189 CID	
	1990	PONTIAC 6000	3.1L V6 189 CID	
	1990	PONTIAC GRAND PRIX	3.1L V6 189 CID	
	1991	CHEVROLET CAMARO	5.0L V8 305 CID	
	1991	CHEVROLET CAMARO	5.7L V8 5735cc 350 CID	
	1992	CHEVROLET CAMARO	5.7L V8 5735cc 350 CID	
	1994	CHEVROLET CAPRICE	4.3L V8 265 CID	
	1995-1996	CHEVROLET CAPRICE	4.3L V8 265 CID	
	1995	CADILLAC FLEETWOOD	5.7L V8 5735cc 350 CID	
	1996	BUICK REGAL	3.8L V6 3800cc 231 CID	

USMW	Years	Application	Engine
USEP3211	1985	BUICK REGAL	3.8L V6 3800cc 231 CID
	1985	BUICK RIVIERA	3.8L V6 3800cc 231 CID
	1986-1987	BUICK REGAL	3.8L V6 3800cc 231 CID
	1986	BUICK REGAL	3.8L V6 3800cc 231 CID
	1986	PONTIAC BONNEVILLE	4.3L V6 262 CID
1987	BUICK REGAL	3.8L V6 3800cc 231 CID	
USEP3212	1986-1987	CADILLAC ELDORADO	4.1L V8 250 CID
	1986-1987	CADILLAC SEVILLE	4.1L V8 250 CID
	1986	CADILLAC DEVILLE	4.1L V8 250 CID
	1986	CADILLAC FLEETWOOD	4.1L V8 250 CID
	1987-1988	CHEVROLET BERETTA	2.0L L4 122 CID
	1987-1988	CHEVROLET CORSICA	2.0L L4 122 CID
	1987	BUICK SKYHAWK	2.0L L4 122 CID
	1987	CADILLAC COMMERCIAL CHASSIS	4.1L V8 250 CID
	1987	CADILLAC DEVILLE	4.1L V8 250 CID
	1987	CADILLAC FLEETWOOD	4.1L V8 250 CID
	1987	CHEVROLET CAVALIER	2.0L L4 122 CID
	1987	CHEVROLET CAVALIER	2.0L L4 122 CID
	1987	OLDSMOBILE FIRENZA	2.0L L4 121 CID
	1988-1989	BUICK SKYLARK	2.5L L4 2474cc 151 CID
	1988-1989	CADILLAC COMMERCIAL CHASSIS	4.5L V8 273 CID
	1988-1989	CADILLAC DEVILLE	4.5L V8 273 CID
	1988-1989	CADILLAC ELDORADO	4.5L V8 273 CID
	1988-1989	CADILLAC FLEETWOOD	4.5L V8 273 CID
	1988-1989	CADILLAC SEVILLE	4.5L V8 273 CID
	1988-1991	PONTIAC GRAND AM	2.5L L4 2474cc 151 CID
	1988	BUICK CENTURY	2.5L L4 2474cc 151 CID
	1988	BUICK SKYHAWK	2.0L L4 122 CID
	1988	CADILLAC FLEETWOOD	4.5L V8 273 CID
	1988	CHEVROLET CAVALIER	2.0L L4 122 CID
	1988	CHEVROLET CELEBRITY	2.5L L4 2474cc 151 CID
	1988	OLDSMOBILE CUTLASS CALAIS	2.5L L4 2474cc 151 CID
	1988	OLDSMOBILE CUTLASS CIERA	2.5L L4 2474cc 151 CID
	1988	OLDSMOBILE CUTLASS CRUISER	2.5L L4 2474cc 151 CID
	1988	OLDSMOBILE FIRENZA	2.0L L4 121 CID
	1988	OLDSMOBILE FIRENZA	2.0L L4 122 CID
	1988	PONTIAC 6000	2.5L L4 2474cc 151 CID
	1988	PONTIAC GRAND AM	2.5L L4 2474cc 151 CID
	1988	PONTIAC SUNBIRD	2.0L L4 122 CID
	1989-1990	BUICK CENTURY	2.5L L4 2474cc 151 CID
	1989-1990	CHEVROLET CELEBRITY	2.5L L4 2474cc 151 CID
	1989-1990	OLDSMOBILE CUTLASS CIERA	2.5L L4 2474cc 151 CID
	1989-1990	OLDSMOBILE CUTLASS CRUISER	2.5L L4 2474cc 151 CID
	1989-1990	PONTIAC SUNBIRD	2.0L L4 122 CID
	1989-1991	OLDSMOBILE CUTLASS CALAIS	2.5L L4 2474cc 151 CID
	1989	BUICK CENTURY	2.5L L4 2474cc 151 CID
	1989	BUICK SKYHAWK	2.0L L4 122 CID
	1989	CHEVROLET BERETTA	2.0L L4 122 CID
	1989	CHEVROLET CAVALIER	2.0L L4 122 CID
	1989	CHEVROLET CORSICA	2.0L L4 122 CID
	1989	OLDSMOBILE CUTLASS CRUISER	2.5L L4 2474cc 151 CID
	1989	PONTIAC 6000	2.5L L4 2474cc 151 CID
	1990-1991	BUICK SKYLARK	2.5L L4 2474cc 151 CID
	1990-1991	CHEVROLET CAVALIER	2.2L L4 134 CID
	1990-1991	PONTIAC 6000	2.5L L4 2474cc 151 CID
	1990-1992	CHEVROLET LUMINA	2.5L L4 2474cc 151 CID
	1990	CHEVROLET BERETTA	2.2L L4 134 CID
	1990	CHEVROLET CORSICA	2.2L L4 134 CID
	1991-1992	BUICK CENTURY	2.5L L4 2474cc 151 CID
1991-1992	OLDSMOBILE CUTLASS CIERA	2.5L L4 2474cc 151 CID	
1991	CHEVROLET BERETTA	2.2L L4 134 CID	
1991	CHEVROLET CORSICA	2.2L L4 134 CID	
1991	OLDSMOBILE CUTLASS CIERA	2.5L L4 2474cc 151 CID	
1991	PONTIAC GRAND AM	2.5L L4 2474cc 151 CID	
1991	PONTIAC SUNBIRD	2.0L L4 122 CID	
1994-1995	CHEVROLET C2500 SUBURBAN	7.4L V8 7440 cc 454 CID	
1994-1995	CHEVROLET K2500 SUBURBAN	7.4L V8 7440 cc 454 CID	
1994-1995	CHEVROLET P30	7.4L V8 7440 cc 454 CID	
1994-1995	GMC C2500 SUBURBAN	7.4L V8 7440 cc 454 CID	

USMW	Years	Application	Engine	
	1994-1995	GMC K2500 SUBURBAN	7.4L V8 7440 cc 454 CID	
	1994-1995	GMC P3500	7.4L V8 7440 cc 454 CID	
	1994-1996	CHEVROLET G30	7.4L V8 7440 cc 454 CID	
	1994-1996	GMC G3500	7.4L V8 7440 cc 454 CID	
	1994	GMC C3500	7.4L V8 7440 cc 454 CID	
	1994	GMC K3500	7.4L V8 7440 cc 454 CID	
	1995	GMC C3500	7.4L V8 7440 cc 454 CID	
	1995	GMC K3500	7.4L V8 7440 cc 454 CID	
	1996	GMC G3500	7.4L V8 7440 cc 454 CID	
	USEP3222	1985-1986	DODGE COLT	1.6L L4 1597cc 98 CID
		1985-1988	MITSUBISHI MIRAGE	1.6L L4 1597cc 98 CID
1985-1988		PLYMOUTH COLT	1.6L L4 1597cc 98 CID	
1987-1988		BUICK CENTURY	2.8L V6 173 CID	
1987-1988		BUICK CENTURY	3.8L V6 3800cc 231 CID	
1987-1988		CHEVROLET SPECTRUM	1.5L L4 1471cc 92 CID	
1987-1988		DODGE COLT	1.6L L4 1597cc 98 CID	
1987-1988		OLDSMOBILE CUTLASS CRUISER	3.8L V6 3800cc 231 CID	
1987-1988		PONTIAC 6000	2.8L V6 173 CID	
1987-1989		CHEVROLET CELEBRITY	2.8L V6 173 CID	
1987-1990		MITSUBISHI VAN	2.4L L4 2351cc	
1987		ISUZU I-MARK	1.5L L4 1471cc 92 CID	
1987		OLDSMOBILE CUTLASS CRUISER	2.8L V6 173 CID	
1987		OLDSMOBILE CUTLASS CRUISER	2.8L V6 173 CID	
1987		OLDSMOBILE CUTLASS CRUISER	3.8L V6 3800cc 231 CID	
1987		PLYMOUTH COLT	1.6L L4 1597cc 98 CID	
1988-1989		BUICK LESABRE	3.8L V6 3800cc 231 CID	
1988		BUICK ELECTRA	3.8L V6 3800cc 231 CID	
1988		BUICK LESABRE	3.8L V6 3800cc 231 CID	
1988		DODGE COLT	1.5L L4 1468cc 90 CID	
1988		DODGE COLT	2.0L L4 1997cc 122 CID	
1988		ISUZU I-MARK	1.5L L4 1471cc 92 CID	
1988		OLDSMOBILE 98	3.8L V6 3800cc 231 CID	
1988		OLDSMOBILE CUTLASS CRUISER	2.8L V6 173 CID	
1988		OLDSMOBILE CUTLASS CRUISER	3.8L V6 3800cc 231 CID	
1988		OLDSMOBILE CUTLASS CRUISER	3.8L V6 3800cc 231 CID	
1988		OLDSMOBILE DELTA 88	3.8L V6 3800cc 231 CID	
1988		PLYMOUTH COLT	1.5L L4 1468cc 90 CID	
1988		PLYMOUTH COLT	2.0L L4 1997cc 122 CID	
1988		PONTIAC BONNEVILLE	3.8L V6 3800cc 231 CID	
1989-1990		BUICK ELECTRA	3.8L V6 3800cc 231 CID	
1989-1990		DODGE COLT	1.8L L4 1754cc 107 CID	
1989-1990		DODGE COLT	2.0L L4 1997cc 122 CID	
1989-1990		OLDSMOBILE 98	3.8L V6 3800cc 231 CID	
1989-1990		OLDSMOBILE CUTLASS CRUISER	3.3L V6 204 CID	
1989-1990	PLYMOUTH COLT	1.8L L4 1754cc 107 CID		
1989	BUICK CENTURY	2.8L V6 173 CID		
1989	BUICK CENTURY	3.3L V6 204 CID		
1989	BUICK CENTURY	3.3L V6 204 CID		
1989	DODGE RAIDER	3.0L V6 2972cc 181 CID		
1989	ISUZU I-MARK	1.5L L4 1471cc 92 CID		
1989	ISUZU I-MARK	1.6L L4 1588cc 98 CID		
1989	MITSUBISHI MONTERO	3.0L V6 2972cc 181 CID		
1989	OLDSMOBILE CUTLASS CRUISER	2.8L V6 173 CID		
1989	OLDSMOBILE CUTLASS CRUISER	2.8L V6 173 CID		
1989	OLDSMOBILE DELTA 88	3.8L V6 3800cc 231 CID		
1989	PLYMOUTH COLT	2.0L L4 1997cc 122 CID		
1989	PONTIAC 6000	2.8L V6 173 CID		
1989	PONTIAC 6000	2.8L V6 173 CID		
1990-1991	OLDSMOBILE DELTA 88	3.8L V6 3800cc 231 CID		
1990-1991	PONTIAC 6000	3.1L V6 189 CID		
1990-1991	PONTIAC BONNEVILLE	3.8L V6 3800cc 231 CID		
1990-1992	BUICK CENTURY	3.3L V6 204 CID		
1990	BUICK LESABRE	3.8L V6 3800cc 231 CID		
1990	CHEVROLET CELEBRITY	3.1L V6 189 CID		
1990	DODGE RAM 50	2.4L L4 2351cc		
1990	DODGE RAM 50	3.0L V6 2972cc 181 CID		
1990	MITSUBISHI MIGHTY MAX	2.4L L4 2351cc		
1990	MITSUBISHI MIGHTY MAX	3.0L V6 2972cc 181 CID		
1990	MITSUBISHI MONTERO	3.0L V6 2972cc 181 CID		
1990	PLYMOUTH COLT	2.0L L4 1997cc 122 CID		

USMW	Years	Application	Engine	
USEP3222	1990	PONTIAC 6000	3.1L V6 189 CID	
	1991-1992	BUICK LESABRE	3.8L V6 3800cc 231 CID	
	1991-1992	BUICK PARK AVENUE	3.8L V6 3800cc 231 CID	
	1991-1992	OLDSMOBILE CUTLASS CIERA	3.3L V6 204 CID	
	1991-1992	OLDSMOBILE CUTLASS CRUISER	3.3L V6 204 CID	
	1991	BUICK LESABRE	3.8L V6 3800cc 231 CID	
	1991	BUICK PARK AVENUE	3.8L V6 3800cc 231 CID	
	1991	CADILLAC DEVILLE	4.9L V8 300 CID	
	1991	DODGE COLT	2.0L L4 1997cc 122 CID	
	1991	OLDSMOBILE 98	3.8L V6 3800cc 231 CID	
	1991	OLDSMOBILE CUTLASS CIERA	3.3L V6 204 CID	
	1991	PLYMOUTH COLT	2.0L L4 1997cc 122 CID	
	1992-1993	CADILLAC COMMERCIAL CHASSIS	4.9L V8 300 CID	
	1992-1993	CADILLAC DEVILLE	4.9L V8 300 CID	
	1992	BUICK CENTURY	3.3L V6 204 CID	
	1992	CADILLAC DEVILLE	4.9L V8 300 CID	
	1992	CADILLAC FLEETWOOD	4.9L V8 300 CID	
	1992	OLDSMOBILE 88	3.8L V6 3800cc 231 CID	
	1992	OLDSMOBILE 98	3.8L V6 3800cc 231 CID	
	1992	PONTIAC BONNEVILLE	3.8L V6 3800cc 231 CID	
	1993	CADILLAC 60 SPECIAL	4.9L V8 300 CID	
	1993	CADILLAC DEVILLE	4.9L V8 300 CID	
	1995	GEO TRACKER	1.6L L4 1590cc 97 CID	
	1995	PONTIAC BONNEVILLE	3.8L V6 3800cc 231 CID	
	1996	CADILLAC DEVILLE	4.6L V8 4565cc 279 CID	
	USEP3240	1982-1984	CHEVROLET CELEBRITY	2.8L V6 2835cc 173 CID
		1984-1986	OLDSMOBILE CUTLASS CIERA	3.8L V6 3800cc 231 CID
		1984-1989	BUICK RIVIERA	3.8L V6 3800cc 231 CID
		1984	BUICK RIVIERA	3.8L V6 3800cc 231 CID
		1984	BUICK SKYHAWK	1.8L L4 112 CID
		1984	OLDSMOBILE CUTLASS CIERA	3.8L V6 3800cc 231 CID
		1984	PONTIAC J2000 SUNBIRD	1.8L L4 112 CID
		1985-1986	BUICK SKYHAWK	1.8L L4 112 CID
1985-1986		CADILLAC CIMARRON	2.8L V6 173 CID	
1985-1986		CHEVROLET CELEBRITY	2.8L V6 173 CID	
1985-1987		CHEVROLET CAMARO	2.8L V6 173 CID	
1985-1987		OLDSMOBILE FIRENZA	2.8L V6 173 CID	
1985-1987		PONTIAC FIERO	2.8L V6 173 CID	
1985		BUICK CENTURY	3.8L V6 3800cc 231 CID	
1985		BUICK ELECTRA	3.8L V6 3800cc 231 CID	
1985		BUICK SKYLARK	2.8L V6 173 CID	
1985		BUICK SOMERSET REGAL	3.0L V6 181 CID	
1985		CHEVROLET CAVALIER	2.8L V6 173 CID	
1985		CHEVROLET CAVALIER	2.8L V6 173 CID	
1985		OLDSMOBILE 98	3.8L V6 3800cc 231 CID	
1985		OLDSMOBILE CALAIS	3.0L V6 181 CID	
1985		OLDSMOBILE CALAIS	3.0L V6 181 CID	
1985		OLDSMOBILE CUTLASS CIERA	3.8L V6 3800cc 231 CID	
1985		OLDSMOBILE FIRENZA	2.8L V6 173 CID	
1985		PONTIAC 6000	2.8L V6 173 CID	
1985		PONTIAC FIERO	2.8L V6 173 CID	
1985		PONTIAC FIREBIRD	2.8L V6 173 CID	
1985		PONTIAC GRAND AM	3.0L V6 181 CID	
1985		PONTIAC J2000 SUNBIRD	1.8L L4 112 CID	
1986-1987		BUICK SOMERSET	3.0L V6 181 CID	
1986-1987		OLDSMOBILE 98	3.8L V6 3800cc 231 CID	
1986-1987		OLDSMOBILE CALAIS	3.0L V6 181 CID	
1986-1988		BUICK SKYLARK	3.0L V6 181 CID	
1986-1988		PONTIAC 6000	2.8L V6 173 CID	
1986-1989		CHEVROLET CUTLASS (MEX)	2.8L V6 2835cc 173 CID	
1986-1990		CHEVROLET CENTURY (MEX)	2.8L V6 2800cc	
1986-1993		CHEVROLET CUTLASS (MEX)	3.1L V6 3130cc	
1986		BUICK CENTURY	3.8L V6 3800cc 231 CID	
1986		BUICK ELECTRA	3.8L V6 3800cc 231 CID	
1986		BUICK LESABRE	3.0L V6 181 CID	
1986		BUICK LESABRE	3.8L V6 3800cc 231 CID	
1986		BUICK RIVIERA	3.8L V6 3800cc 231 CID	
1986		BUICK SOMERSET	3.0L V6 181 CID	
1986		CHEVROLET CAMARO	2.8L V6 173 CID	

USMW	Years	Application	Engine
	1986	CHEVROLET CAVALIER	2.8L V6 173 CID
	1986	OLDSMOBILE 98	3.8L V6 3800cc 231 CID
	1986	OLDSMOBILE CUTLASS CIERA	3.8L V6 3800cc 231 CID
	1986	OLDSMOBILE CUTLASS CIERA	3.8L V6 3800cc 231 CID
	1986	OLDSMOBILE DELTA 88	3.0L V6 181 CID
	1986	OLDSMOBILE DELTA 88	3.8L V6 3800cc 231 CID
	1986	OLDSMOBILE TORONADO	3.8L V6 3800cc 231 CID
	1986	PONTIAC FIREBIRD	2.8L V6 173 CID
	1986	PONTIAC GRAND AM	3.0L V6 181 CID
	1986	PONTIAC SUNBIRD	1.8L L4 112 CID
	1987-1988	BUICK CENTURY	3.8L V6 3800cc 231 CID
	1987-1988	CADILLAC CIMARRON	2.8L V6 173 CID
	1987-1988	CHEVROLET CELEBRITY	2.8L V6 173 CID
	1987-1988	CHEVROLET CITATION (MEX)	2.8L V6 2800cc
	1987-1988	OLDSMOBILE CUTLASS CIERA	2.8L V6 173 CID
	1987-1988	OLDSMOBILE CUTLASS CIERA	3.8L V6 3800cc 231 CID
	1987-1988	PONTIAC GRAND AM	2.0L L4 122 CID
	1987-1989	BUICK CENTURY	2.8L V6 173 CID
	1987-1989	BUICK RIVIERA	3.8L V6 3800cc 231 CID
	1987-1989	OLDSMOBILE DELTA 88	3.8L V6 3800cc 231 CID
	1987-1989	PONTIAC FIREBIRD	2.8L V6 173 CID
	1987	BUICK ELECTRA	3.8L V6 3800cc 231 CID
	1987	BUICK LESABRE	3.8L V6 3800cc 231 CID
	1987	BUICK SKYHAWK	2.0L L4 122 CID
	1987	CADILLAC ALLANTE	4.1L V8 250 CID
	1987	CHEVROLET BERETTA	2.8L V6 173 CID
	1987	CHEVROLET CAVALIER	2.8L V6 173 CID
	1987	CHEVROLET CORSICA	2.8L V6 173 CID
	1987	OLDSMOBILE 98	3.8L V6 3800cc 231 CID
	1987	OLDSMOBILE CALAIS	2.3L L4 138 CID
	1987	OLDSMOBILE CUTLASS CIERA	2.8L V6 173 CID
	1987	OLDSMOBILE CUTLASS CIERA	3.8L V6 3800cc 231 CID
	1987	OLDSMOBILE TORONADO	3.8L V6 3800cc 231 CID
	1987	OLDSMOBILE TORONADO	3.8L V6 3800cc 231 CID
	1987	PONTIAC 6000	2.8L V6 173 CID
	1987	PONTIAC BONNEVILLE	3.8L V6 3800cc 231 CID
	1987	PONTIAC GRAND AM	3.0L V6 181 CID
	1987	PONTIAC SUNBIRD	2.0L L4 122 CID
	1988-1989	BUICK REATTA	3.8L V6 3800cc 231 CID
	1988-1989	OLDSMOBILE TORONADO	3.8L V6 3800cc 231 CID
	1988-1989	PONTIAC GRAND AM	2.3L L4 138 CID
	1988	BUICK ELECTRA	3.8L V6 3800cc 231 CID
	1988	BUICK LESABRE	3.8L V6 3800cc 231 CID
	1988	BUICK REGAL	2.8L V6 173 CID
	1988	BUICK SKYLARK	2.3L L4 138 CID
	1988	CADILLAC ALLANTE	4.1L V8 250 CID
	1988	CHEVROLET BERETTA	2.8L V6 173 CID
	1988	CHEVROLET CAMARO	2.8L V6 173 CID
	1988	CHEVROLET CAVALIER	2.8L V6 173 CID
	1988	CHEVROLET CORSICA	2.8L V6 173 CID
	1988	OLDSMOBILE 98	3.8L V6 3800cc 231 CID
	1988	OLDSMOBILE CUTLASS CALAIS	3.0L V6 181 CID
	1988	OLDSMOBILE CUTLASS CIERA	3.8L V6 3800cc 231 CID
	1988	OLDSMOBILE CUTLASS SUPREME	2.8L V6 173 CID
	1988	OLDSMOBILE DELTA 88	3.8L V6 3800cc 231 CID
	1988	PONTIAC 6000	3.1L V6 189 CID
	1988	PONTIAC BONNEVILLE	3.8L V6 3800cc 231 CID
	1988	PONTIAC FIERO	2.8L V6 173 CID
	1988	PONTIAC FIERO	2.8L V6 173 CID
	1988	PONTIAC GRAND AM	2.3L L4 138 CID
	1988	PONTIAC GRAND PRX	2.8L V6 173 CID
	1988	PONTIAC SUNBIRD	2.0L L4 122 CID
	1989-1990	BUICK CENTURY	3.5L V6 204 CID
	1989-1990	OLDSMOBILE CUTLASS CIERA	3.3L V6 204 CID
	1989-1990	PONTIAC SUNBIRD	2.0L L4 122 CID
	1989-1991	OLDSMOBILE CUTLASS CALAIS	2.3L L4 140 CID
	1989-1993	BUICK SKYLARK	2.3L L4 138 CID
	1989-1993	CHEVROLET CENTURY (MEX)	3.1L V6 3130cc
	1989	BUICK CENTURY	3.3L V6 204 CID

USMW	Years	Application	Engine
USEP3240	1989	BUICK LESABRE	3.8L V6 3800cc 231 CID
	1989	BUICK REGAL	2.8L V6 173 CID
	1989	BUICK REGAL	3.1L V6 189 CID
	1989	BUICK SKYLARK	3.3L V6 204 CID
	1989	CADILLAC ALLANTE	4.5L V8 273 CID
	1989	CHEVROLET BERETTA	2.8L V6 173 CID
	1989	CHEVROLET CAMARO	2.8L V6 173 CID
	1989	CHEVROLET CAVALIER	2.8L V6 173 CID
	1989	CHEVROLET CELEBRITY	2.8L V6 173 CID
	1989	OLDSMOBILE CUTLASS CIERA	2.8L V6 173 CID
	1989	OLDSMOBILE CUTLASS CIERA	2.8L V6 173 CID
	1989	OLDSMOBILE CUTLASS SUPREME	2.8L V6 173 CID
	1989	OLDSMOBILE CUTLASS SUPREME	3.1L V6 189 CID
	1989	PONTIAC 6000	2.8L V6 173 CID
	1989	PONTIAC 6000	2.8L V6 173 CID
	1989	PONTIAC 6000	3.1L V6 189 CID
	1989	PONTIAC BONNEVILLE	3.8L V6 3800cc 231 CID
	1989	PONTIAC GRAND AM	2.0L L4 122 CID
	1989	PONTIAC GRAND AM	2.0L L4 122 CID
	1989	PONTIAC GRAND AM	2.3L L4 140 CID
	1989	PONTIAC GRAND PRIX	2.8L V6 173 CID
	1989	PONTIAC GRAND PRIX	3.1L V6 189 CID
	1990-1991	BUICK REATTA	3.8L V6 3800cc 231 CID
	1990-1991	BUICK SKYLARK	2.3L L4 138 CID
	1990-1991	BUICK SKYLARK	3.3L V6 204 CID
	1990-1991	CHEVROLET CAMARO	3.1L V6 189 CID
	1990-1991	PONTIAC 6000	3.1L V6 189 CID
	1990-1991	PONTIAC GRAND AM	2.3L L4 138 CID
	1990-1991	PONTIAC GRAND AM	2.3L L4 140 CID
	1990-1992	CADILLAC ALLANTE	4.5L V8 273 CID
	1990-1992	PONTIAC FIREBIRD	3.1L V6 189 CID
	1990-1993	BUICK RIVIERA	3.8L V6 3800cc 231 CID
	1990-1994	CHEVROLET CAVALIER	2.8L V6 173 CID
	1990	BUICK REGAL	3.1L V6 189 CID
	1990	BUICK REGAL	3.8L V6 3800cc 231 CID
	1990	BUICK SKYLARK	2.3L L4 138 CID
	1990	CADILLAC ELDORADO	4.5L V8 273 CID
	1990	CADILLAC SEVILLE	4.5L V8 273 CID
	1990	CHEVROLET LUMINA	3.1L V6 189 CID
	1990	OLDSMOBILE CUTLASS CALAIS	2.3L L4 138 CID
	1990	OLDSMOBILE CUTLASS SUPREME	2.3L L4 138 CID
	1990	OLDSMOBILE CUTLASS SUPREME	2.3L L4 140 CID
	1990	OLDSMOBILE CUTLASS SUPREME	3.1L V6 189 CID
	1990	PONTIAC 6000	3.1L V6 189 CID
	1990	PONTIAC GRAND PRIX	2.3L L4 138 CID
	1990	PONTIAC GRAND PRIX	3.1L V6 189 CID
	1991-1992	BUICK CENTURY	3.3L V6 204 CID
	1991-1992	CADILLAC ELDORADO	4.9L V8 300 CID
	1991-1992	CADILLAC SEVILLE	4.9L V8 300 CID
	1991-1992	OLDSMOBILE CUTLASS CIERA	3.3L V6 204 CID
	1991-1993	BUICK REGAL	3.1L V6 189 CID
	1991-1995	BUICK REGAL	3.8L V6 3800cc 231 CID
	1991-1996	OLDSMOBILE CUTLASS SUPREME	3.4L V6 207 CID
	1991	BMW 318i	1.8L L4 1796cc 110 CID
	1991	BMW 318iS	1.8L L4 1796cc 110 CID
1991	BUICK SKYLARK	2.3L L4 138 CID	
1991	BUICK SKYLARK	3.3L V6 204 CID	
1991	CADILLAC ELDORADO	4.9L V8 300 CID	
1991	CHEVROLET LUMINA	3.4L V6 207 CID	
1991	OLDSMOBILE CUTLASS CIERA	3.3L V6 204 CID	
1991	OLDSMOBILE CUTLASS SUPREME	2.3L L4 138 CID	
1991	PONTIAC 6000	3.1L V6 189 CID	
1991	PONTIAC GRAND PRIX	3.4L V6 207 CID	
1992-1993	PONTIAC GRAND PRIX	3.4L V6 207 CID	
1992-1994	CHEVROLET LUMINA	3.4L V6 207 CID	
1992	BUICK SKYLARK	2.3L L4 138 CID	
1992	BUICK SKYLARK	3.3L V6 204 CID	
1992	CHEVROLET BERETTA	2.2L L4 2190cc 134 CID	
1992	CHEVROLET BERETTA	2.3L L4 140 CID	

USMW	Years	Application	Engine	
	1992	CHEVROLET BERETTA	3.1L V6 189 CID	
	1993	BUICK SKYLARK	3.3L V6 204 CID	
	1994-1995	CHEVROLET LLV	2.2L L4 2190cc 134 CID	
	1994-1995	CHEVROLET S10	2.2L L4 2190cc 134 CID	
	1994-1995	GMC SONOMA	2.2L L4 2190cc 134 CID	
	1994-1996	BUICK REGAL	3.1L V6 189 CID	
	1994	BUICK REGAL	3.8L V6 3800cc 231 CID	
	1994	PONTIAC GRAND PRIX	3.4L V6 207 CID	
	1995-1996	CHEVROLET LUMINA	3.4L V6 207 CID	
	1995-1996	CHEVROLET MONTE CARLO	3.4L V6 207 CID	
	1995-1996	PONTIAC GRAND PRIX	3.4L V6 207 CID	
	1996	BUICK REGAL	3.8L V6 3800cc 231 CID	
	1996	CHEVROLET LUMINA APV	3.4L V6 207 CID	
	1996	OLDSMOBILE SILHOUETTE	3.4L V6 207 CID	
	1996	PONTIAC TRANS SPORT	3.4L V6 207 CID	
	1997	CHEVROLET LUMINA VAN (MEX)	3.3L V6 3343cc	
	1998	CHEVROLET FIREBIRD TRANS AM (MEX)	5.7L V8 5737cc 350 CID	
	2001-2002	CHEVROLET P30 VAN (MEX)	4.1L V6 4100cc	
	2002	CHEVROLET GRAND AM (MEX)	3.8L V6 3800cc 231 CID	
	USEP3240R	1995	CHEVROLET CAVALIER	2.2L L4 2190cc 134 CID
		1995	PONTIAC SUNFIRE	2.2L L4 2190cc 134 CID
		1996-1998	OLDSMOBILE BRAVADA	4.3L V6 262 CID
		1996	CHEVROLET BLAZER	4.3L V6 262 CID
		1996	CHEVROLET CAVALIER	2.4L L4 2392cc 146 CID
		1996	GMC JIMMY	4.3L V6 262 CID
		1996	GMC SONOMA	2.2L L4 2190cc 134 CID
		1996	GMC SONOMA	4.3L V6 262 CID
		1997-1998	CHEVROLET BLAZER	4.3L V6 262 CID
		1997-1998	CHEVROLET C1500	4.3L V6 262 CID
		1997-1998	CHEVROLET EXPRESS 2500	4.3L V6 262 CID
		1997-1998	CHEVROLET EXPRESS 2500	5.0L V8 305 CID
		1997-1998	CHEVROLET K1500	4.3L V6 262 CID
		1997-1998	GMC K1500	4.3L V6 262 CID
		1997-1998	GMC SAVANA 2500	4.3L V6 262 CID
1997-1998		GMC SAVANA 2500	5.0L V8 305 CID	
1997-2000		CHEVROLET EXPRESS 3500	7.4L V8 7440 cc 454 CID	
1997-2000		GMC SAVANA 3500	7.4L V8 7440 cc 454 CID	
1997-2001		CHEVROLET BLAZER	4.3L V6 262 CID	
1997-2002		CHEVROLET EXPRESS 3500	5.7L V8 5735cc 350 CID	
1997-2002		GMC SAVANA 3500	5.7L V8 5735cc 350 CID	
1997		BUICK PARK AVENUE	3.8L V6 3800cc 231 CID	
1997		BUICK REGAL	3.8L V6 3800cc 231 CID	
1997		BUICK RIVIERA	3.8L V6 3800cc 231 CID	
1997		CHEVROLET BLAZER	4.3L V6 262 CID	
1997		CHEVROLET EXPRESS 1500	4.3L V6 262 CID	
1997		CHEVROLET EXPRESS 1500	5.0L V8 305 CID	
1997		CHEVROLET EXPRESS 1500	5.7L V8 5735cc 350 CID	
1997		CHEVROLET EXPRESS 3500	5.7L V8 5735cc 350 CID	
1997		CHEVROLET EXPRESS 3500	7.4L V8 7440 cc 454 CID	
1997		GMC C1500	4.3L V6 262 CID	
1997		GMC SAVANA 1500	4.3L V6 262 CID	
1997		GMC SAVANA 1500	5.0L V8 305 CID	
1997		GMC SAVANA 1500	5.7L V8 5735cc 350 CID	
1997		GMC SAVANA 3500	5.7L V8 5735cc 350 CID	
1997		GMC SAVANA 3500	7.4L V8 7440 cc 454 CID	
1998-1999		CHEVROLET C2500	5.7L V8 5735cc 350 CID	
1998-1999		CHEVROLET C2500	7.4L V8 7440 cc 454 CID	
1998-1999		CHEVROLET C3500	5.7L V8 5735cc 350 CID	
1998-1999		CHEVROLET C3500	7.4L V8 7440 cc 454 CID	
1998-1999		CHEVROLET EXPRESS 3500	5.7L V8 5735cc 350 CID	
1998-1999		CHEVROLET EXPRESS 3500	5.7L V8 5735cc 350 CID	
1998-1999		CHEVROLET EXPRESS 3500	7.4L V8 7440 cc 454 CID	
1998-1999		CHEVROLET EXPRESS 3500	7.4L V8 7440 cc 454 CID	
1998-1999		CHEVROLET EXPRESS 3500	7.4L V8 7440 cc 454 CID	
1998-1999	CHEVROLET K2500	5.7L V8 5735cc 350 CID		
1998-1999	CHEVROLET K2500	7.4L V8 7440 cc 454 CID		
1998-1999	CHEVROLET K3500	5.7L V8 5735cc 350 CID		
1998-1999	CHEVROLET K3500	7.4L V8 7440 cc 454 CID		
1998-1999	CHEVROLET P30	5.7L V8 5735cc 350 CID		
1998-1999	GMC C1500	5.0L V8 305 CID		

USMW	Years	Application	Engine
U5EP3240R	1998-1999	GMC C1500	5.7L V8 5735cc 350 CID
	1998-1999	GMC C2500	5.7L V8 5735cc 350 CID
	1998-1999	GMC C2500	7.4L V8 7440 cc 454 CID
	1998-1999	GMC C3500	5.7L V8 5735cc 350 CID
	1998-1999	GMC K2500	5.7L V8 5735cc 350 CID
	1998-1999	GMC K2500	7.4L V8 7440 cc 454 CID
	1998-1999	GMC K3500	5.7L V8 5735cc 350 CID
	1998-1999	GMC K3500	7.4L V8 7440 cc 454 CID
	1998-1999	GMC P3500	5.7L V8 5735cc 350 CID
	1998-1999	GMC SAVANA 3500	5.7L V8 5735cc 350 CID
	1998-1999	GMC SAVANA 3500	5.7L V8 5735cc 350 CID
	1998-1999	GMC SAVANA 3500	7.4L V8 7440 cc 454 CID
	1998-1999	GMC SAVANA 3500	7.4L V8 7440 cc 454 CID
	1998-2000	GMC SAVANA 2500	5.7L V8 5735cc 350 CID
	1998-2002	CHEVROLET EXPRESS 2500	5.7L V8 5735cc 350 CID
	1998	CHEVROLET BLAZER	4.3L V6 262 CID
	1998	CHEVROLET BLAZER	4.3L V6 262 CID
	1998	CHEVROLET BLAZER	4.3L V6 262 CID
	1998	CHEVROLET C1500	5.0L V8 305 CID
	1998	CHEVROLET C1500	5.7L V8 5735cc 350 CID
	1998	CHEVROLET C2500	5.0L V8 305 CID
	1998	CHEVROLET K1500	5.0L V8 305 CID
	1998	CHEVROLET K1500	5.7L V8 5735cc 350 CID
	1998	CHEVROLET K2500	5.0L V8 305 CID
	1998	GMC C1500	4.3L V6 262 CID
	1998	GMC C2500	5.0L V8 305 CID
	1998	GMC C3500	7.4L V8 7440 cc 454 CID
	1998	GMC JIMMY	4.3L V6 262 CID
	1998	GMC K1500	5.0L V8 305 CID
	1998	GMC K1500	5.7L V8 5735cc 350 CID
	1998	GMC K2500	5.0L V8 305 CID
	1999-2001	CHEVROLET BLAZER	4.3L V6 262 CID
	1999-2002	CHEVROLET EXPRESS 2500	4.3L V6 262 CID
	1999-2002	CHEVROLET EXPRESS 2500	5.0L V8 305 CID
	1999-2002	CHEVROLET EXPRESS 3500	5.7L V8 5735cc 350 CID
	1999-2002	GMC SAVANA 2500	4.3L V6 262 CID
	1999-2002	GMC SAVANA 2500	5.0L V8 305 CID
	1999	BUICK PARK AVENUE	3.8L V6 3800cc 231 CID
	1999	CHEVROLET C1500	5.0L V8 305 CID
	1999	CHEVROLET C1500	5.7L V8 5735cc 350 CID
	1999	CHEVROLET K1500	5.0L V8 305 CID
	1999	CHEVROLET K1500	5.7L V8 5735cc 350 CID
	1999	GMC K1500	5.0L V8 305 CID
	1999	GMC K1500	5.7L V8 5735cc 350 CID
	1999	GMC YUKON	5.7L V8 5735cc 350 CID
	2000-2002	CHEVROLET EXPRESS 3500	5.7L V8 5735cc 350 CID
	2000-2002	GMC SAVANA 3500	5.7L V8 5735cc 350 CID
	2000	BUICK PARK AVENUE	3.8L V6 3800cc 231 CID
	2000	CHEVROLET C2500	5.7L V8 5735cc 350 CID
	2000	CHEVROLET EXPRESS 3500	7.4L V8 7440 cc 454 CID
	2000	CHEVROLET K2500	5.7L V8 5735cc 350 CID
	2000	CHEVROLET K2500	7.4L V8 7440 cc 454 CID
	2000	GMC C2500	5.7L V8 5735cc 350 CID
	2000	GMC C2500	7.4L V8 7440 cc 454 CID
2000	GMC K2500	5.7L V8 5735cc 350 CID	
2000	GMC K2500	7.4L V8 7440 cc 454 CID	
2000	GMC SAVANA 3500	7.4L V8 7440 cc 454 CID	
2000	PONTIAC BONNEVILLE	3.8L V6 3800cc 231 CID	
2001	CHEVROLET EXPRESS 2500	5.7L V8 5735cc 350 CID	
2001	CHEVROLET EXPRESS 3500	8.1L V8 8128cc 496 CID	
2001	CHEVROLET P30	4.3L V6 4300cc 262 CID	
2001	CHEVROLET SUBURBAN 1500	5.7L V8 5735cc 350 CID	
2001	GMC SAVANA 3500	8.1L V8 8128cc 496 CID	
2002	CHEVROLET EXPRESS 2500	5.7L V8 5735cc 350 CID	
2002	CHEVROLET EXPRESS 3500	5.7L V8 5735cc 350 CID	
2002	CHEVROLET EXPRESS 3500	5.7L V8 5735cc 350 CID	
2002	CHEVROLET EXPRESS 3500	5.7L V8 5735cc 350 CID	
2002	CHEVROLET EXPRESS 3500	8.1L V8 8128cc 496 CID	
2002	GMC SAVANA 3500	8.1L V8 8128cc 496 CID	

USMW	Years	Application	Engine
U5EP3265	2002	GMC SONOMA	4.3L V6 262 CID
	2008	CHEVROLET EXPRESS 1500	5.3L V8 5328cc 325 CID
	1987	OLDSMOBILE CALAIS	2.3L L4 138 CID
	1988	BUICK CENTURY	2.8L V6 173 CID
	1988	CADILLAC ALLANTE	4.1L V8 250 CID
	1988	CHEVROLET BERETTA	2.8L V6 173 CID
	1988	CHEVROLET CORSICA	2.8L V6 173 CID
	1988	OLDSMOBILE CUTLASS CALAIS	2.3L L4 138 CID
	1988	OLDSMOBILE CUTLASS SUPREME	2.8L V6 173 CID
	1988	PONTIAC GRAND PRIX	2.8L V6 173 CID
	1988	PONTIAC SUNBIRD	2.0L L4 122 CID
	1989-1990	OLDSMOBILE CUTLASS CALAIS	2.3L L4 138 CID
	1989-1990	OLDSMOBILE CUTLASS SUPREME	3.1L V6 189 CID
	1989-1990	PONTIAC GRAND PRIX	3.1L V6 189 CID
	1989-1991	OLDSMOBILE CUTLASS CALAIS	3.3L V6 204 CID
	1989-1992	CADILLAC ALLANTE	4.5L V8 273 CID
	1989	CHEVROLET CORSICA	2.8L V6 173 CID
	1989	OLDSMOBILE CUTLASS CALAIS	2.3L L4 140 CID
	1989	OLDSMOBILE CUTLASS CALAIS	3.3L V6 204 CID
	1989	OLDSMOBILE CUTLASS SUPREME	2.8L V6 173 CID
	1989	PONTIAC GRAND PRIX	2.8L V6 173 CID
	1989	PONTIAC GRAND PRIX	3.1L V6 189 CID
	1989	PONTIAC SUNBIRD	2.0L L4 122 CID
	1990-1991	BUICK REATTA	3.8L V6 3800cc 231 CID
	1990-1991	CHEVROLET BERETTA	2.3L L4 140 CID
	1990-1991	CHEVROLET BERETTA	3.1L V6 189 CID
	1990-1991	CHEVROLET CAVALIER	3.1L V6 189 CID
	1990-1993	BUICK RIVIERA	3.8L V6 3800cc 231 CID
	1990	BUICK REGAL	3.1L V6 189 CID
	1990	BUICK REGAL	3.8L V6 3800cc 231 CID
	1990	CADILLAC COMMERCIAL CHASSIS	4.5L V8 273 CID
	1990	CADILLAC DEVILLE	4.5L V8 273 CID
	1990	CADILLAC ELTORADO	4.5L V8 273 CID
	1990	CADILLAC FLEETWOOD	4.5L V8 273 CID
	1990	CADILLAC SEVILLE	4.5L V8 273 CID
	1990	CHEVROLET BERETTA	3.1L V6 189 CID
	1990	CHEVROLET CORSICA	3.1L V6 189 CID
	1990	CHEVROLET LUMINA	3.1L V6 189 CID
	1990	OLDSMOBILE CUTLASS SUPREME	2.3L L4 138 CID
	1990	OLDSMOBILE CUTLASS SUPREME	2.3L L4 140 CID
	1990	OLDSMOBILE TORONADO	3.8L V6 3800cc 231 CID
	1990	PONTIAC GRAND PRIX	2.3L L4 138 CID
	1990	PONTIAC GRAND PRIX	3.1L V6 189 CID
	1990	PONTIAC GRAND PRIX	3.1L V6 189 CID
	1990	PONTIAC GRAND PRIX	3.1L V6 189 CID
	1990	PONTIAC GRAND PRIX	3.1L V6 189 CID
	1990	PONTIAC SUNBIRD	2.0L L4 122 CID
	1990	PONTIAC SUNBIRD	2.0L L4 122 CID
	1991-1992	CADILLAC ELTORADO	4.9L V8 300 CID
	1991-1992	CADILLAC SEVILLE	4.9L V8 300 CID
	1991-1992	CHEVROLET CORSICA	3.1L V6 189 CID
	1991-1992	CHEVROLET LUMINA	3.1L V6 189 CID
	1991-1992	OLDSMOBILE TORONADO	3.8L V6 3800cc 231 CID
	1991-1993	PONTIAC GRAND PRIX	3.1L V6 189 CID
1991	BUICK SKYLARK	2.3L L4 138 CID	
1991	CADILLAC COMMERCIAL CHASSIS	4.9L V8 300 CID	
1991	CADILLAC DEVILLE	4.9L V8 300 CID	
1991	CADILLAC FLEETWOOD	4.9L V8 300 CID	
1991	CHEVROLET BERETTA	3.1L V6 189 CID	
1991	OLDSMOBILE CUTLASS CALAIS	2.3L L4 138 CID	
1991	OLDSMOBILE CUTLASS CALAIS	2.3L L4 140 CID	
1991	OLDSMOBILE CUTLASS SUPREME	3.1L V6 189 CID	
1991	OLDSMOBILE CUTLASS SUPREME	3.1L V6 189 CID	
1991	PONTIAC GRAND AM	2.3L L4 140 CID	
1991	PONTIAC GRAND PRIX	2.3L L4 138 CID	
1991	PONTIAC SUNBIRD	3.1L V6 189 CID	
1992-1993	OLDSMOBILE CUTLASS SUPREME	3.1L V6 189 CID	
1992-1995	CHEVROLET LUMINA APV	3.8L V6 3800cc 231 CID	
1992-1995	OLDSMOBILE SILHOUETTE	3.8L V6 3800cc 231 CID	
1992-1995	PONTIAC TRANS SPORT	3.8L V6 3800cc 231 CID	

USMW	Years	Application	Engine
USEP3265	1992	CHEVROLET CORSICA	2.2L L4 2190cc 134 CID
	1992	OLDSMOBILE CUTLASS SUPREME	3.4L V6 207 CID
	1993	CHEVROLET LUMINA	3.1L V6 189 CID
	1994-1995	OLDSMOBILE CUTLASS SUPREME	3.4L V6 207 CID
	1994	CHEVROLET LUMINA	3.1L V6 189 CID
	1994	CHEVROLET LUMINA	3.1L V6 189 CID
	1994	OLDSMOBILE CUTLASS SUPREME	3.1L V6 189 CID
	1994	PONTIAC GRAND PRIX	3.1L V6 189 CID
	1994	PONTIAC GRAND PRIX	3.4L V6 207 CID
	1995-1996	CHEVROLET LUMINA	3.1L V6 189 CID
	1995-1996	CHEVROLET MONTE CARLO	3.1L V6 189 CID
	1995-1996	PONTIAC GRAND PRIX	3.1L V6 189 CID
	1995	OLDSMOBILE CUTLASS SUPREME	3.1L V6 189 CID
	1995	OLDSMOBILE CUTLASS SUPREME	3.1L V6 189 CID
	1995	OLDSMOBILE CUTLASS SUPREME	3.4L V6 207 CID
	1996	OLDSMOBILE CUTLASS SUPREME	3.1L V6 189 CID
	1996	PONTIAC GRAND PRIX	3.1L V6 189 CID
1997	OLDSMOBILE CUTLASS SUPREME	3.1L V6 189 CID	
USEP3268	1987-1989	CHEVROLET P30	5.7L V8 5735cc 350 CID
	1987-1989	GMC P3500	5.7L V8 5735cc 350 CID
	1990-1991	CHEVROLET P30	7.4L V8 7440 cc 454 CID
	1990-1991	GMC P3500	4.3L V6 262 CID
	1990-1991	GMC P3500	5.7L V8 5735cc 350 CID
	1990-1991	GMC P3500	7.4L V8 7440 cc 454 CID
	1990-1995	CHEVROLET P30	4.3L V6 262 CID
	1990-1996	CHEVROLET P30	5.7L V8 5735cc 350 CID
	1991-1992	CHEVROLET CAPRICE	5.0L V8 305 CID
	1991-1992	CHEVROLET CAPRICE	5.7L V8 5735cc 350 CID
	1991-1992	OLDSMOBILE CUSTOM CRUISER	5.0L V8 305 CID
	1991-1996	CHEVROLET P31 VAN (MEX)	5.7L V8 5737cc 350 CID
	1991	BUICK COMMERCIAL CHASSIS	5.0L V8 305 CID
	1991	BUICK ROADMASTER	5.0L V8 305 CID
	1992-1993	BUICK COMMERCIAL CHASSIS	5.7L V8 5735cc 350 CID
	1992-1993	BUICK ROADMASTER	5.7L V8 5735cc 350 CID
	1992-1993	CHEVROLET P30	4.3L V6 262 CID
	1992-1993	CHEVROLET P30	5.7L V8 5735cc 350 CID
	1992-1993	CHEVROLET P30	7.4L V8 7440 cc 454 CID
	1992-1993	GMC P3500	7.4L V8 7440 cc 454 CID
	1992-1995	GMC P3500	4.3L V6 262 CID
	1992-1995	GMC P3500	5.7L V8 5735cc 350 CID
	1992-1996	CHEVROLET MICROBUS (MEX)	5.7L V8 5700cc 348 CID
	1992	OLDSMOBILE CUSTOM CRUISER	5.7L V8 5735cc 350 CID
	1993	CADILLAC COMMERCIAL CHASSIS	5.7L V8 5735cc 350 CID
	1993	CADILLAC FLEETWOOD	5.7L V8 5735cc 350 CID
	1993	CHEVROLET CAPRICE	4.3L V6 262 CID
	1993	CHEVROLET CAPRICE	5.0L V8 305 CID
	1993	CHEVROLET CAPRICE	5.7L V8 5735cc 350 CID
1996	CHEVROLET G30	5.7L V8 5735cc 350 CID	
1996	GMC G3500	5.7L V8 5735cc 350 CID	
USEP3270	1991	GMC SYCLONE	4.3L V6 262 CID
	1994-1995	BUICK ROADMASTER	5.7L V8 5735cc 350 CID
	1994-1996	BUICK COMMERCIAL CHASSIS	5.7L V8 5735cc 350 CID
	1994-1996	CADILLAC COMMERCIAL CHASSIS	5.7L V8 5735cc 350 CID
	1994-1996	CADILLAC FLEETWOOD	5.7L V8 5735cc 350 CID
	1994-1996	CHEVROLET IMPALA	5.7L V8 5735cc 350 CID
	1994	CHEVROLET CAPRICE	5.7L V8 5735cc 350 CID
	1995-1996	CHEVROLET CAPRICE	5.7L V8 5735cc 350 CID
	1995	CHEVROLET BLAZER	4.3L V6 262 CID
	1995	CHEVROLET S10	4.3L V6 262 CID
	1995	GMC JIMMY	4.3L V6 262 CID
	1996-1997	CHEVROLET C1500 SUBURBAN	5.7L V8 5735cc 350 CID
	1996-1997	CHEVROLET C2500 SUBURBAN	5.7L V8 5735cc 350 CID
	1996-1997	CHEVROLET C2500 SUBURBAN	7.4L V8 7440 cc 454 CID
	1996-1997	CHEVROLET K1500 SUBURBAN	5.7L V8 5735cc 350 CID
	1996-1997	CHEVROLET K2500 SUBURBAN	5.7L V8 5735cc 350 CID
	1996-1997	CHEVROLET K2500 SUBURBAN	7.4L V8 7440 cc 454 CID
	1996-1997	CHEVROLET P30	4.3L V6 262 CID
	1996-1997	CHEVROLET P30	7.4L V8 7440 cc 454 CID
	1996-1997	GMC C1500 SUBURBAN	5.7L V8 5735cc 350 CID

USMW	Years	Application	Engine
USEP3271	1996-1997	GMC C2500 SUBURBAN	5.7L V8 5735cc 350 CID
	1996-1997	GMC C2500 SUBURBAN	7.4L V8 7440 cc 454 CID
	1996-1997	GMC K1500 SUBURBAN	5.7L V8 5735cc 350 CID
	1996-1997	GMC K2500 SUBURBAN	5.7L V8 5735cc 350 CID
	1996-1997	GMC K2500 SUBURBAN	7.4L V8 7440 cc 454 CID
	1996	BUICK ROADMASTER	5.7L V8 5735cc 350 CID
	1996	CHEVROLET ASTRO	4.3L V6 262 CID
	1996	CHEVROLET C25 P/U 2WD (MEX)	5.7L V8 5700cc 348 CID
	1996	CHEVROLET P30	5.7L V8 5735cc 350 CID
	1996	CHEVROLET TAHOE	5.7L V8 5735cc 350 CID
	1996	GMC C1500	5.0L V8 305 CID
	1996	GMC C1500	5.7L V8 5735cc 350 CID
	1996	GMC P3500	4.3L V6 262 CID
	1996	GMC P3500	5.7L V8 5735cc 350 CID
	1996	GMC P3500	7.4L V8 7440 cc 454 CID
	1996	GMC SAFARI	4.3L V6 262 CID
	1996	GMC YUKON	5.7L V8 5735cc 350 CID
1997	CHEVROLET K2500	5.0L V8 305 CID	
1997	CHEVROLET P30	5.7L V8 5735cc 350 CID	
1997	GMC P3500	4.3L V6 262 CID	
1997	GMC P3500	5.7L V8 5735cc 350 CID	
1997	GMC P3500	7.4L V8 7440 cc 454 CID	
USEP3271	1995	CHEVROLET CORVETTE	5.7L V8 5735cc 350 CID
	1996	CHEVROLET CORVETTE	5.7L V8 5735cc 350 CID
USEP3285	1991-1995	BUICK PARK AVENUE	3.8L V6 3800cc 231 CID
	1992-1993	OLDSMOBILE 98	3.8L V6 3800cc 231 CID
	1992	PONTIAC BONNEVILLE	3.8L V6 3800cc 231 CID
	1994	OLDSMOBILE 98	3.8L V6 3800cc 231 CID
	1995-2002	MAZDA MILLENIA	2.3L V6 2254cc
	1995	OLDSMOBILE 88	3.8L V6 3800cc 231 CID
	1995	OLDSMOBILE 98	3.8L V6 3800cc 231 CID
1995	PONTIAC BONNEVILLE	3.8L V6 3800cc 231 CID	
1999-2001	MAZDA MILLENIA	2.3L V6 2254cc	
USEP3290	1991-1996	CHEVROLET EUROSPORT (MEX)	3.1L V6 3135cc
	1993-1994	BUICK CENTURY	2.2L L4 2190cc 134 CID
	1993-1994	OLDSMOBILE CUTLASS CIERA	2.2L L4 2190cc 134 CID
	1993	BUICK CENTURY	2.2L L4 2190cc 134 CID
	1993	BUICK CENTURY	3.3L V6 204 CID
	1993	OLDSMOBILE CUTLASS CIERA	2.2L L4 2190cc 134 CID
	1993	OLDSMOBILE CUTLASS CIERA	3.3L V6 204 CID
	1993	OLDSMOBILE CUTLASS CRUISER	3.3L V6 204 CID
	1994-1996	BUICK CENTURY	3.1L V6 189 CID
	1994-1996	CHEVROLET CUTLASS (MEX)	2.2L L4 2196cc
	1994-1997	CHEVROLET CENTURY (MEX)	3.1L V6 3130cc
	1994-1997	CHEVROLET CUTLASS (MEX)	3.1L V6 3130cc
	1994	BUICK LESABRE	3.8L V6 3800cc 231 CID
	1994	BUICK PARK AVENUE	3.8L V6 3800cc 231 CID
	1994	OLDSMOBILE 88	3.8L V6 3800cc 231 CID
	1994	OLDSMOBILE 98	3.8L V6 3800cc 231 CID
	1994	OLDSMOBILE CUTLASS CIERA	3.1L V6 189 CID
	1994	OLDSMOBILE CUTLASS CRUISER	3.1L V6 189 CID
	1994	PONTIAC BONNEVILLE	3.8L V6 3800cc 231 CID
	1995-1996	BUICK CENTURY	2.2L L4 2190cc 134 CID
	1995-1996	BUICK PARK AVENUE	3.8L V6 3800cc 231 CID
	1995-1996	OLDSMOBILE CUTLASS CIERA	2.2L L4 2190cc 134 CID
	1995-1996	OLDSMOBILE CUTLASS CIERA	3.1L V6 189 CID
	1995-1998	BUICK LESABRE	3.8L V6 3800cc 231 CID
	1995-1999	PONTIAC BONNEVILLE	3.8L V6 3800cc 231 CID
	1995	CHEVROLET CENTURY (MEX)	2.2L L4 2196cc
	1995	OLDSMOBILE 88	3.8L V6 3800cc 231 CID
1995	OLDSMOBILE 98	3.8L V6 3800cc 231 CID	
1996-1998	OLDSMOBILE 88	3.8L V6 3800cc 231 CID	
1996-1999	OLDSMOBILE LSS	3.8L V6 3800cc 231 CID	
1996	OLDSMOBILE 98	3.8L V6 3800cc 231 CID	
1997-1998	OLDSMOBILE REGENCY	3.8L V6 3800cc 231 CID	
1999	BUICK LESABRE	3.8L V6 3800cc 231 CID	
1999	OLDSMOBILE 88	3.8L V6 3800cc 231 CID	
USEP3290A	1993-1994	BUICK CENTURY	2.2L L4 2190cc 134 CID
	1993-1994	OLDSMOBILE CUTLASS CIERA	2.2L L4 2190cc 134 CID

USMW	Years	Application	Engine	USMW	Years	Application	Engine
USEP3290A	1993	BUICK CENTURY	2.2L L4 2190cc 134 CID	1995-1998	GMC K1500 SUBURBAN	6.5L V8 6473cc 395 CID	
	1993	BUICK CENTURY	3.3L V6 204 CID	1995-1998	GMC K2500	6.5L V8 6473cc 395 CID	
	1993	OLDSMOBILE CUTLASS CIERA	2.2L L4 2190cc 134 CID	1995-1998	GMC K3500	6.5L V8 6473cc 395 CID	
	1993	OLDSMOBILE CUTLASS CIERA	3.3L V6 204 CID	1995	GMC C2500	6.5L V8 6473cc 395 CID	
	1993	OLDSMOBILE CUTLASS CRUISER	3.3L V6 204 CID	1996-1997	GMC K2500	6.5L V8 6473cc 395 CID	
	1994-1996	BUICK CENTURY	3.1L V6 189 CID	1996-1998	CHEVROLET C2500	6.5L V8 6473cc 395 CID	
	1994	BUICK LESABRE	3.8L V6 3800cc 231 CID	1996-1998	CHEVROLET EXPRESS 3500	6.5L V8 6473cc 395 CID	
	1994	BUICK PARK AVENUE	3.8L V6 3800cc 231 CID	1996-1998	GMC C3500	6.5L V8 6473cc 395 CID	
	1994	OLDSMOBILE 88	3.8L V6 3800cc 231 CID	1996-1998	GMC SAVANA 2500	6.5L V8 6473cc 395 CID	
	1994	OLDSMOBILE 98	3.8L V6 3800cc 231 CID	1996-1998	GMC SAVANA 3500	6.5L V8 6473cc 395 CID	
	1994	OLDSMOBILE CUTLASS CIERA	3.1L V6 189 CID	1996	CHEVROLET C1500	6.5L V8 6473cc 395 CID	
	1994	OLDSMOBILE CUTLASS CRUISER	3.1L V6 189 CID	1996	CHEVROLET EXPRESS 2500	6.5L V8 6473cc 395 CID	
	1994	PONTIAC BONNEVILLE	3.8L V6 3800cc 231 CID	1996	CHEVROLET K1500	6.5L V8 6473cc 395 CID	
	1995-1996	BUICK CENTURY	2.2L L4 2190cc 134 CID	1996	CHEVROLET K2500	6.5L V8 6473cc 395 CID	
	1995-1996	BUICK PARK AVENUE	3.8L V6 3800cc 231 CID	1996	GMC K1500	6.5L V8 6473cc 395 CID	
	1995-1996	OLDSMOBILE CUTLASS CIERA	2.2L L4 2190cc 134 CID	1997-1998	CHEVROLET C1500	6.5L V8 6473cc 395 CID	
	1995-1996	OLDSMOBILE CUTLASS CIERA	3.1L V6 189 CID	1997-1998	CHEVROLET EXPRESS 2500	6.5L V8 6473cc 395 CID	
	1995-1998	BUICK LESABRE	3.8L V6 3800cc 231 CID	1997-1998	CHEVROLET K1500	6.5L V8 6473cc 395 CID	
	1995-1999	PONTIAC BONNEVILLE	3.8L V6 3800cc 231 CID	1997-1998	CHEVROLET K2500	6.5L V8 6473cc 395 CID	
	1995	OLDSMOBILE 88	3.8L V6 3800cc 231 CID	1997-1998	GMC P3500	6.5L V8 6473cc 395 CID	
	1995	OLDSMOBILE 98	3.8L V6 3800cc 231 CID	1997	GMC C1500	6.5L V8 6473cc 395 CID	
	1996-1998	OLDSMOBILE 88	3.8L V6 3800cc 231 CID	1997	GMC K1500	6.5L V8 6473cc 395 CID	
	1996-1999	OLDSMOBILE LSS	3.8L V6 3800cc 231 CID	1997	GMC K1500	6.5L V8 6473cc 395 CID	
	1996	OLDSMOBILE 98	3.8L V6 3800cc 231 CID	1998	CHEVROLET P30	6.5L V8 6473cc 395 CID	
	1997-1998	OLDSMOBILE REGENCY	3.8L V6 3800cc 231 CID	1998	GMC C3500	6.5L V8 6473cc 395 CID	
	1999	BUICK LESABRE	3.8L V6 3800cc 231 CID	1999	CHEVROLET C2500	6.5L V8 6473cc 395 CID	
	1999	OLDSMOBILE 88	3.8L V6 3800cc 231 CID				
	USEP3305	1993-1994	BUICK LESABRE	3.8L V6 3800cc 231 CID	1992-1993	OLDSMOBILE ACHIEVA	3.3L V6 204 CID
		1993-1994	BUICK PARK AVENUE	3.8L V6 3800cc 231 CID	1992-1993	PONTIAC GRAND AM	3.3L V6 204 CID
		1993-1994	OLDSMOBILE 88	3.8L V6 3800cc 231 CID	1992-1993	PONTIAC SUNBIRD	2.0L L4 122 CID
		1993-1994	OLDSMOBILE 98	3.8L V6 3800cc 231 CID	1992	CHEVROLET CAVALIER	2.2L L4 2190cc 134 CID
		1993	OLDSMOBILE 98	3.8L V6 3800cc 231 CID	1992	CHEVROLET CAVALIER	3.1L V6 189 CID
		1993	PONTIAC BONNEVILLE	3.8L V6 3800cc 231 CID	1992	OLDSMOBILE ACHIEVA	2.3L L4 138 CID
1994		PONTIAC BONNEVILLE	3.8L V6 3800cc 231 CID	1992	OLDSMOBILE ACHIEVA	2.3L L4 140 CID	
				1992	PONTIAC GRAND AM	2.3L L4 138 CID	
				1992	PONTIAC GRAND AM	2.3L L4 140 CID	
				1992	PONTIAC SUNBIRD	3.1L V6 189 CID	
				1993	CHEVROLET LUMINA	2.2L L4 2180cc 133 CID	
USEP3307	1993	CADILLAC ELDORADO	4.6L V8 4601cc 281 CID	1993	OLDSMOBILE ACHIEVA	2.3L L4 140 CID	
	1993	CADILLAC ELDORADO	4.9L V8 300 CID	1994	BUICK SKYLARK	2.3L L4 138 CID	
	1993	CADILLAC SEVILLE	4.6L V8 4601cc 281 CID	1994	OLDSMOBILE ACHIEVA	2.3L L4 140 CID	
	1993	CADILLAC SEVILLE	4.9L V8 300 CID				
	1994	CADILLAC DEVILLE	4.6L V8 4601cc 281 CID				
	1994	CADILLAC DEVILLE	4.9L V8 300 CID				
	1994	CADILLAC ELDORADO	4.6L V8 4601cc 281 CID				
	1994	CADILLAC SEVILLE	4.6L V8 4601cc 281 CID				
USEP3309	1994-1995	CHEVROLET C1500	6.5L V8 6473cc 395 CID	1996-1999	OLDSMOBILE LSS	3.8L V6 3800cc 231 CID	
	1994-1995	CHEVROLET C2500	6.5L V8 6473cc 395 CID	1996-1999	PONTIAC BONNEVILLE	3.8L V6 3800cc 231 CID	
	1994-1995	CHEVROLET K1500	6.5L V8 6473cc 395 CID	1996	BUICK PARK AVENUE	3.8L V6 3800cc 231 CID	
	1994-1995	CHEVROLET K2500	6.5L V8 6473cc 395 CID	1996-1999	CHEVROLET CAMARO	5.7L V8 5735cc 350 CID	
	1994-1995	GMC C3500	6.5L V8 6473cc 395 CID	1999-2002	PONTIAC FIREBIRD	5.7L V8 5735cc 350 CID	
	1994-1996	GMC C1500	6.5L V8 6473cc 395 CID	1999-2002	CHEVROLET CAMARO	3.8L V6 3800cc 231 CID	
	1994-1996	GMC P3500	6.5L V8 6473cc 395 CID	1999-2002	PONTIAC FIREBIRD	3.8L V6 3800cc 231 CID	
	1994-1997	CHEVROLET P30	6.5L V8 6473cc 395 CID	1998-1999	CHEVROLET EXPRESS 3500	5.7L V8 5735cc 350 CID	
	1994-1997	GMC YUKON	6.5L V8 6473cc 395 CID	1998-1999	CHEVROLET EXPRESS 3500	7.4L V8 7440 cc 454 CID	
	1994-1998	CHEVROLET C3500	6.5L V8 6473cc 395 CID	1998-1999	GMC SAVANA 3500	5.7L V8 5735cc 350 CID	
	1994-1998	CHEVROLET K2500 SUBURBAN	6.5L V8 6473cc 395 CID	1998-1999	GMC SAVANA 3500	7.4L V8 7440 cc 454 CID	
	1994-1998	CHEVROLET K3500	6.5L V8 6473cc 395 CID	1998-2000	GMC SAVANA 2500	5.7L V8 5735cc 350 CID	
	1994-1998	GMC C2500	6.5L V8 6473cc 395 CID	1998-2002	CHEVROLET EXPRESS 2500	5.7L V8 5735cc 350 CID	
	1994-1998	GMC C2500 SUBURBAN	6.5L V8 6473cc 395 CID	1999-2002	CHEVROLET EXPRESS 2500	4.3L V6 262 CID	
	1994-1998	GMC K1500	6.5L V8 6473cc 395 CID	1999-2002	CHEVROLET EXPRESS 2500	5.0L V8 305 CID	
	1994-1998	GMC K2500 SUBURBAN	6.5L V8 6473cc 395 CID	1999-2002	GMC SAVANA 2500	4.3L V6 262 CID	
	1994-1999	CHEVROLET C2500 SUBURBAN	6.5L V8 6473cc 395 CID	1999-2002	GMC SAVANA 2500	5.0L V8 305 CID	
1994	CHEVROLET BLAZER	6.5L V8 6473cc 395 CID	2001	CHEVROLET EXPRESS 2500	5.7L V8 5735cc 350 CID		
1994	GMC C1500	6.5L V8 6473cc 395 CID	2002	CHEVROLET EXPRESS 2500	5.7L V8 5735cc 350 CID		
1994	GMC C2500	6.5L V8 6473cc 395 CID					
1994	GMC K1500	6.5L V8 6473cc 395 CID	1998-2000	CHEVROLET VENTURE	3.4L V6 207 CID		
1994	GMC K2500	6.5L V8 6473cc 395 CID	1998-2000	CHEVROLET VENTURE	3.4L V6 3350cc 204 CID		
1994	GMC K3500	6.5L V8 6473cc 395 CID	1998-2001	OLDSMOBILE SILHOUETTE	3.4L V6 207 CID		
1995-1998	CHEVROLET C1500 SUBURBAN	6.5L V8 6473cc 395 CID	1998	PONTIAC TRANS SPORT	3.4L V6 207 CID		
1995-1998	CHEVROLET K1500 SUBURBAN	6.5L V8 6473cc 395 CID	1999-2000	PONTIAC MONTANA	3.4L V6 207 CID		
1995-1998	CHEVROLET TAHOE	6.5L V8 6473cc 395 CID	2001	CHEVROLET VENTURE	3.4L V6 207 CID		
1995-1998	GMC C1500 SUBURBAN	6.5L V8 6473cc 395 CID	2001	PONTIAC MONTANA	3.4L V6 207 CID		
			1998-2000	CHEVROLET VENTURE	3.4L V6 207 CID		
			1998-2000	CHEVROLET VENTURE	3.4L V6 3350cc 204 CID		
			1998-2001	OLDSMOBILE SILHOUETTE	3.4L V6 207 CID		
			1998-2001	OLDSMOBILE SILHOUETTE	3.4L V6 207 CID		

BUYER'S GUIDE

USMW	Years	Application	Engine	
USEP3372M	1998	PONTIAC TRANS SPORT	3.4L V6 207 CID	
	1999-2000	PONTIAC MONTANA	3.4L V6 207 CID	
	2001	CHEVROLET VENTURE	3.4L V6 207 CID	
	2001	PONTIAC MONTANA	3.4L V6 207 CID	
USEP3500	1999-2000	CHEVROLET SILVERADO 2500	6.0L V8 5967cc 364 CID	
	1999-2000	GMC SIERRA 2500	6.0L V8 5967cc 364 CID	
	1999-2001	CHEVROLET SILVERADO 1500	4.3L V6 262 CID	
	1999-2001	GMC SIERRA 1500	4.3L V6 262 CID	
	1999-2002	CHEVROLET SILVERADO 1500	4.8L V8 294 CID	
	1999-2003	GMC SIERRA 1500	4.8L V8 294 CID	
	2001-2003	CHEVROLET SILVERADO 1500 HD	6.0L V8 5967cc 364 CID	
	2001-2003	CHEVROLET SILVERADO 2500	6.0L V8 5967cc 364 CID	
	2001-2003	CHEVROLET SILVERADO 2500 HD	6.0L V8 5967cc 364 CID	
	2001-2003	CHEVROLET SILVERADO 2500 HD	8.1L V8 8128cc 496 CID	
	2001-2003	GMC SIERRA 1500 HD	6.0L V8 5967cc 364 CID	
	2001-2003	GMC SIERRA 2500	6.0L V8 5967cc 364 CID	
	2001-2003	GMC SIERRA 2500 HD	6.0L V8 5967cc 364 CID	
	2001-2003	GMC SIERRA 2500 HD	8.1L V8 8128cc 496 CID	
	2001-2005	CHEVROLET SILVERADO 2500	5.3L V8 323 CID	
	2001	CHEVROLET C3500	5.7L V8 5735cc 350 CID	
	2001	CHEVROLET SILVERADO 3500	6.0L V8 5967cc 364 CID	
	2001	CHEVROLET SILVERADO 3500	8.1L V8 8128cc 496 CID	
	2001	GMC SIERRA 3500	6.0L V8 5967cc 364 CID	
	2001	GMC SIERRA 3500	8.1L V8 8128cc 496 CID	
	2002-2003	CHEVROLET SILVERADO 1500	4.3L V6 262 CID	
	2002-2003	CHEVROLET SILVERADO 1500	6.0L V8 5967cc 364 CID	
	2002-2003	CHEVROLET SILVERADO 3500	8.1L V8 8128cc 496 CID	
	2002-2003	GMC SIERRA 3500	6.0L V8 5967cc 364 CID	
	2002-2003	GMC SIERRA 3500	8.1L V8 8128cc 496 CID	
	2002-2004	GMC SIERRA 1500	4.3L V6 262 CID	
	2002	CHEVROLET SILVERADO 1500	4.3L V6 262 CID	
	2002	CHEVROLET SILVERADO 2500	6.0L V8 5967cc 364 CID	
	2002	CHEVROLET SILVERADO 2500 HD	6.0L V8 5967cc 364 CID	
	2002	GMC SIERRA 1500	4.3L V6 262 CID	
	2002	GMC SIERRA 2500	6.0L V8 5967cc 364 CID	
	2002	GMC SIERRA 2500 HD	6.0L V8 5967cc 364 CID	
	2003	CHEVROLET SILVERADO 1500	4.3L V6 262 CID	
	2003	CHEVROLET SILVERADO 1500	4.8L V8 294 CID	
	2003	CHEVROLET SILVERADO 1500	6.0L V8 5967cc 364 CID	
	2004-2006	CHEVROLET SILVERADO 2500 2WD (MEX)	5.3L V8 5300cc 325 CID	
	2004	CHEVROLET SILVERADO 1500	4.3L V6 262 CID	
	2006	CHEVROLET SILVERADO 2500	5.3L V8 5300cc 325 CID	
	2006	CHEVROLET SILVERADO 2500 2WD (MEX)	4.8L V8 4800cc	
	USEP3500M	1999-2000	CHEVROLET SILVERADO 2500	6.0L V8 5967cc 364 CID
		1999-2000	GMC SIERRA 2500	6.0L V8 5967cc 364 CID
		1999-2001	CHEVROLET SILVERADO 1500	4.3L V6 262 CID
1999-2001		GMC SIERRA 1500	4.3L V6 262 CID	
1999-2002		CHEVROLET SILVERADO 1500	4.8L V8 294 CID	
1999-2003		GMC SIERRA 1500	4.8L V8 294 CID	
2001-2003		CHEVROLET SILVERADO 1500 HD	6.0L V8 5967cc 364 CID	
2001-2003		CHEVROLET SILVERADO 2500	6.0L V8 5967cc 364 CID	
2001-2003		CHEVROLET SILVERADO 2500 HD	6.0L V8 5967cc 364 CID	
2001-2003		CHEVROLET SILVERADO 2500 HD	8.1L V8 8128cc 496 CID	
2001-2003		GMC SIERRA 1500 HD	6.0L V8 5967cc 364 CID	
2001-2003		GMC SIERRA 2500	6.0L V8 5967cc 364 CID	
2001-2003		GMC SIERRA 2500 HD	6.0L V8 5967cc 364 CID	
2001-2003		GMC SIERRA 2500 HD	8.1L V8 8128cc 496 CID	
2001-2005		CHEVROLET SILVERADO 2500	5.3L V8 323 CID	
2001		CHEVROLET C3500	5.7L V8 5735cc 350 CID	
2001		CHEVROLET SILVERADO 3500	6.0L V8 5967cc 364 CID	
2001		CHEVROLET SILVERADO 3500	8.1L V8 8128cc 496 CID	
2001		GMC SIERRA 3500	6.0L V8 5967cc 364 CID	
2001		GMC SIERRA 3500	8.1L V8 8128cc 496 CID	
2002-2003		CHEVROLET SILVERADO 1500	4.3L V6 262 CID	
2002-2003		CHEVROLET SILVERADO 3500	6.0L V8 5967cc 364 CID	
2002-2003		CHEVROLET SILVERADO 3500	8.1L V8 8128cc 496 CID	
2002-2003		GMC SIERRA 3500	6.0L V8 5967cc 364 CID	
2002-2003		GMC SIERRA 3500	8.1L V8 8128cc 496 CID	
2002-2004		GMC SIERRA 1500	4.3L V6 262 CID	

USMW	Years	Application	Engine	
	2002	CHEVROLET SILVERADO 1500	4.3L V6 262 CID	
	2002	CHEVROLET SILVERADO 2500	6.0L V8 5967cc 364 CID	
	2002	CHEVROLET SILVERADO 2500 HD	6.0L V8 5967cc 364 CID	
	2002	GMC SIERRA 1500	4.3L V6 262 CID	
	2002	GMC SIERRA 2500	6.0L V8 5967cc 364 CID	
	2002	GMC SIERRA 2500 HD	6.0L V8 5967cc 364 CID	
	2003	CHEVROLET SILVERADO 1500	4.3L V6 262 CID	
	2003	CHEVROLET SILVERADO 1500	4.8L V8 294 CID	
	2003	CHEVROLET SILVERADO 1500	6.0L V8 5967cc 364 CID	
	2004-2006	CHEVROLET SILVERADO 2500 2WD (MEX)	5.3L V8 5300cc 325 CID	
	2004	CHEVROLET SILVERADO 1500	4.3L V6 262 CID	
	2006	CHEVROLET SILVERADO 2500	5.3L V8 5300cc 325 CID	
	2006	CHEVROLET SILVERADO 2500 2WD (MEX)	4.8L V8 4800cc	
USEP3501	2003	CHEVROLET SILVERADO 2500	5.3L V8 323 CID	
USEP3501M	1999-2000	CHEVROLET SILVERADO 2500	6.0L V8 5967cc 364 CID	
	1999-2000	GMC SIERRA 2500	6.0L V8 5967cc 364 CID	
	1999-2001	CHEVROLET SILVERADO 1500	4.3L V6 262 CID	
	1999-2001	GMC SIERRA 1500	4.3L V6 262 CID	
	1999-2002	CHEVROLET SILVERADO 1500	4.8L V8 294 CID	
	1999-2003	GMC SIERRA 1500	4.8L V8 294 CID	
	2001-2002	CHEVROLET SILVERADO 2500	5.7L V8 5735cc 350 CID	
	2001-2003	CHEVROLET SILVERADO 1500 HD	6.0L V8 5967cc 364 CID	
	2001-2003	CHEVROLET SILVERADO 2500	6.0L V8 5967cc 364 CID	
	2001-2003	CHEVROLET SILVERADO 2500 HD	6.0L V8 5967cc 364 CID	
	2001-2003	CHEVROLET SILVERADO 2500 HD	8.1L V8 8128cc 496 CID	
	2001-2003	GMC SIERRA 1500 HD	6.0L V8 5967cc 364 CID	
	2001-2003	GMC SIERRA 2500	6.0L V8 5967cc 364 CID	
	2001-2003	GMC SIERRA 2500 HD	6.0L V8 5967cc 364 CID	
	2001-2003	GMC SIERRA 2500 HD	8.1L V8 8128cc 496 CID	
	2001	CHEVROLET SILVERADO 3500	6.0L V8 5967cc 364 CID	
	2001	CHEVROLET SILVERADO 3500	8.1L V8 8128cc 496 CID	
	2001	GMC SIERRA 3500	6.0L V8 5967cc 364 CID	
	2001	GMC SIERRA 3500	8.1L V8 8128cc 496 CID	
	2002-2003	CHEVROLET SILVERADO 1500	4.3L V6 262 CID	
	2002-2003	CHEVROLET SILVERADO 3500	6.0L V8 5967cc 364 CID	
	2002-2003	CHEVROLET SILVERADO 3500	8.1L V8 8128cc 496 CID	
	2002-2003	GMC SIERRA 1500	4.3L V6 262 CID	
	2002-2003	GMC SIERRA 3500	6.0L V8 5967cc 364 CID	
	2002-2003	GMC SIERRA 3500	8.1L V8 8128cc 496 CID	
	2002	CHEVROLET SILVERADO 1500	4.3L V6 262 CID	
	2002	CHEVROLET SILVERADO 2500	5.3L V8 323 CID	
	2002	CHEVROLET SILVERADO 2500	6.0L V8 5967cc 364 CID	
	2002	CHEVROLET SILVERADO 2500 2WD (MEX)	5.7L V8 5737cc 350 CID	
	2002	CHEVROLET SILVERADO 2500 HD	6.0L V8 5967cc 364 CID	
	2002	GMC SIERRA 1500	4.3L V6 262 CID	
	2002	GMC SIERRA 2500	6.0L V8 5967cc 364 CID	
	2002	GMC SIERRA 2500 HD	6.0L V8 5967cc 364 CID	
	2003	CHEVROLET SILVERADO 1500	4.3L V6 262 CID	
	2003	CHEVROLET SILVERADO 1500	4.8L V8 294 CID	
	2003	CHEVROLET SILVERADO 1500	6.0L V8 5967cc 364 CID	
	2003	CHEVROLET SILVERADO 2500	5.3L V8 323 CID	
	2003	CHEVROLET SILVERADO 2500	5.3L V8 323 CID	
	2003	CHEVROLET SILVERADO 2500 2WD (MEX)	5.3L V8 5300cc 325 CID	
	USEP3506M	2000-2005	CHEVROLET ASTRO	4.3L V6 262 CID
		2000-2005	GMC SAFARI	4.3L V6 262 CID
	USEP3507	1999-2001	CHEVROLET FIREBIRD TRANS AM (MEX)	5.7L V8 5737cc 350 CID
2000-2001		OLDSMOBILE ALERO	2.4L L4 2392cc 146 CID	
2000-2001		PONTIAC GRAND AM	2.4L L4 2392cc 146 CID	
2000-2003		CHEVROLET MALIBU	3.1L V6 189 CID	
2000-2003		CHEVROLET MALIBU	3.1L V6 3136cc 191 CID	
2000-2003		OLDSMOBILE ALERO	3.4L V6 207 CID	
2000-2003		PONTIAC GRAND AM	3.4L V6 207 CID	
2000-2004		CHEVROLET CAVALIER	2.2L L4 2190cc 134 CID	
2000		CHEVROLET CAVALIER	2.2L L4 2190cc 134 CID	
2000		CHEVROLET CAVALIER	2.4L L4 2392cc 146 CID	
2000		PONTIAC SUNFIRE	2.2L L4 2190cc 134 CID	
2000		PONTIAC SUNFIRE	2.4L L4 2392cc 146 CID	
2000		PONTIAC SUNFIRE	2.4L L4 2392cc 146 CID	
2001-2002		CHEVROLET CAVALIER	2.4L L4 2392cc 146 CID	

USMW	Years	Application	Engine	
USEP3507	2001-2002	PONTIAC SUNFIRE	2.2L L4 2190cc 134 CID	
	2001	CHEVROLET CAVALIER	2.2L L4 2190cc 134 CID	
	2001	PONTIAC SUNFIRE	2.4L L4 2392cc 146 CID	
	2002-2003	OLDSMOBILE ALERO	2.2L L4 2198cc 134 CID	
	2002-2003	PONTIAC GRAND AM	2.2L L4 2198cc 134 CID	
	2002-2004	CHEVROLET CAVALIER	2.2L L4 2198cc 134 CID	
	2002	CHEVROLET CAVALIER	2.2L L4 2190cc 134 CID	
	2002	PONTIAC SUNFIRE	2.2L L4 2198cc 134 CID	
	2002	PONTIAC SUNFIRE	2.2L L4 2200cc 134 CID	
	2002	PONTIAC SUNFIRE	2.4L L4 2392cc 146 CID	
	2003-2004	CHEVROLET CAVALIER	2.2L L4 134 CID	
	2003-2005	PONTIAC SUNFIRE	2.2L L4 2198cc 134 CID	
	2004-2005	PONTIAC GRAND AM	2.2L L4 2198cc 134 CID	
	2004	CHEVROLET CLASSIC	2.2L L4 2198cc 134 CID	
	2004	CHEVROLET MALIBU	2.2L L4 2198cc 134 CID	
	2004	OLDSMOBILE ALERO	2.2L L4 2198cc 134 CID	
	2004	OLDSMOBILE ALERO	3.4L V6 207 CID	
	2004	PONTIAC GRAND AM	3.4L V6 207 CID	
	2004	PONTIAC SUNFIRE	2.2L L4 2198cc 134 CID	
	2005	CHEVROLET CAVALIER	2.2L L4 2198cc 134 CID	
	2005	PONTIAC GRAND AM	3.4L V6 207 CID	
	USEP3507M	2000-2001	OLDSMOBILE ALERO	2.4L L4 2392cc 146 CID
		2000-2001	PONTIAC GRAND AM	2.4L L4 2392cc 146 CID
		2000-2002	CHEVROLET GRAND AM (MEX)	3.4L V6 3400cc
		2000-2003	CHEVROLET MALIBU	3.1L V6 189 CID
2000-2003		CHEVROLET MALIBU	3.1L V6 3136cc 191 CID	
2000-2003		OLDSMOBILE ALERO	3.4L V6 207 CID	
2000-2003		PONTIAC GRAND AM	3.4L V6 207 CID	
2000-2004		CHEVROLET CAVALIER	2.2L L4 2190cc 134 CID	
2000		CHEVROLET CAVALIER	2.2L L4 2190cc 134 CID	
2000		CHEVROLET CAVALIER	2.4L L4 2392cc 146 CID	
2000		PONTIAC SUNFIRE	2.2L L4 2190cc 134 CID	
2000		PONTIAC SUNFIRE	2.4L L4 2392cc 146 CID	
2000		PONTIAC SUNFIRE	2.4L L4 2392cc 146 CID	
2000		PONTIAC SUNFIRE	2.4L L4 2392cc 146 CID	
2001-2002		PONTIAC SUNFIRE	2.2L L4 2190cc 134 CID	
2001		CHEVROLET CAVALIER	2.2L L4 2190cc 134 CID	
2001		CHEVROLET CAVALIER	2.4L L4 2392cc 146 CID	
2001		PONTIAC SUNFIRE	2.4L L4 2392cc 146 CID	
2002-2003		OLDSMOBILE ALERO	2.2L L4 2198cc 134 CID	
2002-2003		PONTIAC GRAND AM	2.2L L4 2198cc 134 CID	
2002-2004		CHEVROLET CAVALIER	2.2L L4 2198cc 134 CID	
2002		CHEVROLET CAVALIER	2.2L L4 2190cc 134 CID	
2002		CHEVROLET CAVALIER	2.4L L4 2392cc 146 CID	
2002		PONTIAC SUNFIRE	2.2L L4 2198cc 134 CID	
2002		PONTIAC SUNFIRE	2.2L L4 2200cc 134 CID	
2002		PONTIAC SUNFIRE	2.4L L4 2392cc 146 CID	
2003-2004		CHEVROLET CAVALIER	2.2L L4 134 CID	
2003-2005		PONTIAC SUNFIRE	2.2L L4 2198cc 134 CID	
2004-2005		PONTIAC GRAND AM	2.2L L4 2198cc 134 CID	
2004		CHEVROLET CLASSIC	2.2L L4 2198cc 134 CID	
2004		CHEVROLET MALIBU	2.2L L4 2198cc 134 CID	
2004		OLDSMOBILE ALERO	2.2L L4 2198cc 134 CID	
2004		OLDSMOBILE ALERO	3.4L V6 207 CID	
2004	PONTIAC GRAND AM	3.4L V6 207 CID		
2004	PONTIAC SUNFIRE	2.2L L4 2198cc 134 CID		
2005	CHEVROLET CAVALIER	2.2L L4 2198cc 134 CID		
2005	PONTIAC GRAND AM	3.4L V6 207 CID		
USEP3507R	2002-2003	CHEVROLET AVALANCHE 1500	5.3L V8 323 CID	
USEP3508M	2000	CHEVROLET TAHOE	4.8L V8 294 CID	
	2000	GMC YUKON	4.8L V8 294 CID	
	2001	CHEVROLET TAHOE	4.8L V8 294 CID	
	2001	GMC YUKON	4.8L V8 294 CID	
	2002-2003	CADILLAC ESCALADE	6.0L V8 5967cc 364 CID	
	2002-2003	CHEVROLET AVALANCHE 1500	5.3L V8 323 CID	
	2002-2003	CHEVROLET TAHOE	4.8L V8 294 CID	
	2002-2003	GMC YUKON	4.8L V8 294 CID	
	2003-2004	CHEVROLET SONORA (MEX)	5.3L V8 5300cc 325 CID	
	2003	CHEVROLET SONORA	5.3L V8 323 CID	
	USEP3509M	2000-2001	CHEVROLET SUBURBAN 1500	5.3L V8 5328cc 325 CID

USMW	Years	Application	Engine
	2000-2001	GMC YUKON XL 1500	5.3L V8 5328cc 325 CID
	2001	GMC YUKON XL 1500	6.0L V8 5967cc 364 CID
USEP3510M	2000	CHEVROLET SUBURBAN 2500	6.0L V8 5967cc 364 CID
	2000	GMC YUKON XL 2500	6.0L V8 5967cc 364 CID
	2001	CHEVROLET SUBURBAN 2500	6.0L V8 5967cc 364 CID
	2001	CHEVROLET SUBURBAN 2500	8.1L V8 8128cc 496 CID
	2001	GMC YUKON XL 2500	6.0L V8 5967cc 364 CID
USEP3511M	2001	GMC YUKON XL 2500	8.1L V8 8128cc 496 CID
	1998-1999	CHEVROLET EXPRESS 3500	5.7L V8 5735cc 350 CID
	1998-1999	CHEVROLET EXPRESS 3500	7.4L V8 7440 cc 454 CID
	1998-1999	GMC SAVANA 3500	5.7L V8 5735cc 350 CID
USEP3512M	1998-1999	GMC SAVANA 3500	7.4L V8 7440 cc 454 CID
	2000	CHEVROLET SUBURBAN 2500	6.0L V8 5967cc 364 CID
	2000	GMC YUKON XL 2500	6.0L V8 5967cc 364 CID
	2001	CHEVROLET SUBURBAN 2500	6.0L V8 5967cc 364 CID
USEP3513M	2001	CHEVROLET SUBURBAN 2500	8.1L V8 8128cc 496 CID
	2001	GMC YUKON XL 2500	6.0L V8 5967cc 364 CID
	2001	GMC YUKON XL 2500	8.1L V8 8128cc 496 CID
	2000	CHEVROLET SUBURBAN 2500	6.0L V8 5967cc 364 CID
	2000	GMC YUKON XL 2500	6.0L V8 5967cc 364 CID
USEP3514M	2001	CHEVROLET SUBURBAN 2500	6.0L V8 5967cc 364 CID
	2001	CHEVROLET SUBURBAN 2500	8.1L V8 8128cc 496 CID
	2001	GMC YUKON XL 2500	6.0L V8 5967cc 364 CID
	2001	GMC YUKON XL 2500	8.1L V8 8128cc 496 CID
	2000-2001	CHEVROLET LUMINA	3.1L V6 189 CID
USEP3518M	2000-2004	CADILLAC SEVILLE	4.6L V8 4601cc 281 CID
	2000-2005	BUICK LESABRE	3.8L V6 3800cc 231 CID
	2000-2005	CADILLAC DEVILLE	4.6L V8 4601cc 281 CID
	2001-2002	OLDSMOBILE AURORA	3.5L V6 214 CID
	2001-2003	OLDSMOBILE AURORA	4.0L V8 244 CID
USEP3519M	2001-2003	PONTIAC GRAND PRIX	3.8L V6 3800cc 231 CID
	2004-2005	PONTIAC BONNEVILLE	4.6L V8 4601cc 281 CID
	2004-2005	PONTIAC BONNEVILLE	4.6L V8 4601cc 281 CID
	2001-2003	PONTIAC GRAND PRIX	3.8L V6 3800cc 231 CID
USEP3521M	2001-2003	PONTIAC AZTEK	3.4L V6 207 CID
	2002-2003	BUICK RENDEZVOUS	3.4L V6 207 CID
USEP3522M	2004	BUICK RENDEZVOUS	3.4L V6 207 CID
	2004	PONTIAC AZTEK	3.4L V6 207 CID
	2001-2003	CHEVROLET SILVERADO 3500	6.0L V8 5967cc 364 CID
	2001-2003	CHEVROLET SILVERADO 3500	8.1L V8 8128cc 496 CID
USEP3526	2001-2003	GMC SIERRA 3500	6.0L V8 5967cc 364 CID
	2001-2003	GMC SIERRA 3500	8.1L V8 8128cc 496 CID
	2001-2003	GMC SIERRA 3500	6.0L V8 5967cc 364 CID
	2001-2003	GMC SIERRA 3500	8.1L V8 8128cc 496 CID
	1989-1997	FORD AEROSTAR	3.0L V6 2986cc 182 CID
	1990-1994	FORD AEROSTAR	4.0L V6 245 CID
	1991-1995	FORD AEROSTAR	4.0L V6 245 CID
	1993-1997	FORD AEROSTAR	4.0L V6 245 CID
	2001-2006	CHEVROLET SILVERADO 3500	6.6L V8 6599cc 403 CID
	2001-2006	GMC SIERRA 3500	6.6L V8 6599cc 403 CID
	2007-2008	CHEVROLET SILVERADO 2500 HD	6.6L V8 6599cc 403 CID
	2007-2008	GMC SIERRA 2500 HD	6.6L V8 6599cc 403 CID
	2007-2012	CHEVROLET SILVERADO 3500 HD	6.6L V8 6599cc 403 CID
	2007-2012	GMC SIERRA 3500 HD	6.6L V8 6599cc 403 CID
	USEP3527M	2000-2002	GMC SONOMA
2000		CHEVROLET S10	2.2L L4 2190cc 134 CID
2001-2002		CHEVROLET S10	2.2L L4 2190cc 134 CID
USEP3529M	1999	CHEVROLET LUMINA	3.1L V6 189 CID
	1999	CHEVROLET MONTE CARLO	3.1L V6 189 CID
USEP3530M	2001-2003	CHEVROLET SILVERADO 3500	6.0L V8 5967cc 364 CID
	2001-2003	CHEVROLET SILVERADO 3500	8.1L V8 8128cc 496 CID
	2001-2003	GMC SIERRA 3500	6.0L V8 5967cc 364 CID
USEP3533M	2001-2003	GMC SIERRA 3500	8.1L V8 8128cc 496 CID
	1998-1999	CADILLAC SEVILLE	4.6L V8 4601cc 281 CID
	1998-1999	OLDSMOBILE AURORA	4.0L V8 244 CID
	2000	BUICK LESABRE	3.8L V6 3800cc 231 CID
	2000	BUICK PARK AVENUE	3.8L V6 3800cc 231 CID
USEP3534M	2000	PONTIAC BONNEVILLE	3.8L V6 3800cc 231 CID
	1998-1999	CHEVROLET TAHOE	5.7L V8 5735cc 350 CID
	1998	GMC YUKON	5.7L V8 5735cc 350 CID
	1999	CADILLAC ESCALADE	5.7L V8 5735cc 350 CID
	1999	GMC YUKON	5.7L V8 5735cc 350 CID

USMW	Years	Application	Engine
USEP3535M	2000	BUICK PARK AVENUE	3.8L V6 3800cc 231 CID
	2000	PONTIAC BONNEVILLE	3.8L V6 3800cc 231 CID
USEP3536M	1998-1999	BUICK RIVIERA	3.8L V6 3800cc 231 CID
	1998-2005	BUICK PARK AVENUE	3.8L V6 3800cc 231 CID
	1999-2004	BUICK PARK AVENUE	3.8L V6 3800cc 231 CID
	2000-2002	PONTIAC BONNEVILLE	3.8L V6 3800cc 231 CID
	2001-2003	PONTIAC BONNEVILLE	3.8L V6 3800cc 231 CID
USEP3537M	1998-1999	BUICK CENTURY	3.1L V6 189 CID
	1998-1999	OLDSMOBILE INTRIGUE	3.8L V6 3800cc 231 CID
	1998-1999	PONTIAC GRAND PRIX	3.1L V6 189 CID
	1998-2000	PONTIAC GRAND PRIX	3.8L V6 3791cc 231 CID
	1998	BUICK REGAL	3.8L V6 3800cc 231 CID
	1998	PONTIAC GRAND PRIX	3.1L V6 3136cc 191 CID
	1998	PONTIAC GRAND PRIX	3.8L V6 3800cc 231 CID
	1999-2000	OLDSMOBILE INTRIGUE	3.5L V6 214 CID
	1999	BUICK REGAL	3.8L V6 3800cc 231 CID
	1999	CHEVROLET GRAND AM (MEX)	3.8L V6 3800cc 231 CID
	2000	PONTIAC GRAND PRIX	3.1L V6 189 CID
USEP3538M	2000	CADILLAC DEVILLE	4.6L V8 4601cc 281 CID
	2000	CADILLAC SEVILLE	4.6L V8 4601cc 281 CID
USEP3539M	2001-2003	CHEVROLET VENTURE	3.4L V6 207 CID
	2001	CHEVROLET VENTURE	3.4L V6 3350cc 204 CID
	2001	PONTIAC MONTANA	3.4L V6 207 CID
	2002-2004	CHEVROLET VENTURE	3.4L V6 207 CID
USEP3540	1999-2000	CHEVROLET C3500	6.5L V8 6473cc 395 CID
	1999-2000	CHEVROLET K2500	6.5L V8 6473cc 395 CID
	1999-2000	CHEVROLET K3500	6.5L V8 6473cc 395 CID
	1999-2000	GMC C2500	6.5L V8 6473cc 395 CID
	1999-2000	GMC C3500	6.5L V8 6473cc 395 CID
	1999-2000	GMC K2500	6.5L V8 6473cc 395 CID
	1999-2000	GMC K3500	6.5L V8 6473cc 395 CID
	1999-2002	CHEVROLET EXPRESS 2500	6.5L V8 6473cc 395 CID
	1999-2002	CHEVROLET EXPRESS 3500	6.5L V8 6473cc 395 CID
	1999-2002	GMC SAVANA 2500	6.5L V8 6473cc 395 CID
	1999-2002	GMC SAVANA 3500	6.5L V8 6473cc 395 CID
	1999	CHEVROLET C1500 SUBURBAN	6.5L V8 6473cc 395 CID
	1999	CHEVROLET K1500 SUBURBAN	6.5L V8 6473cc 395 CID
	1999	CHEVROLET K2500 SUBURBAN	6.5L V8 6473cc 395 CID
	1999	CHEVROLET P30	6.5L V8 6473cc 395 CID
	1999	CHEVROLET TAHOE	6.5L V8 6473cc 395 CID
	1999	GMC C1500 SUBURBAN	6.5L V8 6473cc 395 CID
	1999	GMC C2500 SUBURBAN	6.5L V8 6473cc 395 CID
	1999	GMC K1500 SUBURBAN	6.5L V8 6473cc 395 CID
	1999	GMC K2500 SUBURBAN	6.5L V8 6473cc 395 CID
1999	GMC P3500	6.5L V8 6473cc 395 CID	
2000	CHEVROLET C2500	6.5L V8 6473cc 395 CID	
USEP3542M	2000-2001	CHEVROLET MONTE CARLO	3.8L V6 3800cc 231 CID
	2000-2002	CHEVROLET IMPALA	3.8L V6 3800cc 231 CID
	2000-2002	CHEVROLET MONTE CARLO	3.4L V6 207 CID
	2000-2003	CHEVROLET IMPALA	3.8L V6 3791cc 231 CID
	2000-2005	BUICK CENTURY	3.1L V6 189 CID
	2000-2005	CHEVROLET IMPALA	3.4L V6 207 CID
	2000	BUICK REGAL	3.8L V6 3800cc 231 CID
	2000	CHEVROLET IMPALA	3.8L V6 3800cc 231 CID
	2001-2002	OLDSMOBILE INTRIGUE	3.5L V6 214 CID
	2001-2004	BUICK REGAL	3.8L V6 3800cc 231 CID
	2001	CHEVROLET GRAND AM (MEX)	3.1L V6 3100cc
	2001	CHEVROLET GRAND AM (MEX)	3.8L V6 3800cc 231 CID
	2001	PONTIAC GRAND PRIX	3.1L V6 189 CID
	2001	PONTIAC GRAND PRIX	3.8L V6 3800cc 231 CID
	2002-2003	PONTIAC GRAND PRIX	3.1L V6 189 CID
	2002	CHEVROLET MONTE CARLO	3.8L V6 3800cc 231 CID
	2002	PONTIAC GRAND PRIX	3.8L V6 3800cc 231 CID
	2003	BUICK CENTURY	3.1L V6 189 CID
	2003	CHEVROLET IMPALA	3.8L V6 3800cc 231 CID
	2003	CHEVROLET IMPALA	3.8L V6 3800cc 231 CID
2003	CHEVROLET MONTE CARLO	3.4L V6 207 CID	
2003	CHEVROLET MONTE CARLO	3.8L V6 3800cc 231 CID	
2003	PONTIAC GRAND PRIX	3.8L V6 3800cc 231 CID	

USMW	Years	Application	Engine
	2004-2005	CHEVROLET MONTE CARLO	3.4L V6 207 CID
	2004	CHEVROLET MONTE CARLO	3.8L V6 3800cc 231 CID
	2005	BUICK CENTURY	3.1L V6 189 CID
	2005	CHEVROLET MONTE CARLO	3.8L V6 3800cc 231 CID
USEP3543M	1997	BUICK REGAL	3.8L V6 3800cc 231 CID
USEP3545	1997	SATURN SC1	1.9L L4 116 CID
	1997	SATURN SC2	1.9L L4 116 CID
	1997	SATURN SL1	1.9L L4 116 CID
	1997	SATURN SL2	1.9L L4 116 CID
	1997	SATURN SW1	1.9L L4 116 CID
1997	SATURN SW2	1.9L L4 116 CID	
USEP3549M	2002-2004	OLDSMOBILE BRAVADA	4.2L L6 256 CID
	2002	CHEVROLET TRAILBLAZER	4.2L L6 256 CID
	2002	GMC ENVOY	4.2L L6 256 CID
	2003-2004	CHEVROLET SSR	5.3L V8 5328cc 325 CID
	2003-2004	CHEVROLET TRAILBLAZER	4.2L L6 256 CID
	2003-2004	GMC ENVOY	4.2L L6 256 CID
	2003	ISUZU ASCENDER	4.2L L6 256 CID
	2004	BUICK RAINIER	4.2L L6 256 CID
2004	ISUZU ASCENDER	4.2L L6 256 CID	
USEP3551M	2001-2002	CHEVROLET EXPRESS 3500	5.7L V8 5735cc 350 CID
	2001-2002	CHEVROLET EXPRESS 3500	5.7L V8 5735cc 350 CID
	2001-2002	CHEVROLET EXPRESS 3500	8.1L V8 8128cc 496 CID
	2001-2002	GMC SAVANA 3500	8.1L V8 8128cc 496 CID
	2002	CHEVROLET EXPRESS 3500	5.7L V8 5735cc 350 CID
	2002	GMC SAVANA 3500	5.7L V8 5735cc 350 CID
USEP3552M	2002-2003	CHEVROLET VENTURE	3.4L V6 207 CID
	2002-2003	PONTIAC MONTANA	3.4L V6 207 CID
	2002-2004	CHEVROLET VENTURE	3.4L V6 207 CID
	2002-2004	OLDSMOBILE SILHOUETTE	3.4L V6 207 CID
	2004	PONTIAC MONTANA	3.4L V6 207 CID
2005	CHEVROLET VENTURE	3.4L V6 207 CID	
USEP3553M	2002-2003	CHEVROLET AVALANCHE 2500	8.1L V8 8128cc 496 CID
	2002-2003	CHEVROLET SUBURBAN 2500	6.0L V8 5967cc 364 CID
	2002-2003	CHEVROLET SUBURBAN 2500	8.1L V8 8128cc 496 CID
	2002-2003	GMC YUKON XL 2500	6.0L V8 5967cc 364 CID
	2002-2003	GMC YUKON XL 2500	8.1L V8 8128cc 496 CID
USEP3554M	2002-2003	CHEVROLET AVALANCHE 2500	8.1L V8 8128cc 496 CID
	2002-2003	CHEVROLET SUBURBAN 2500	6.0L V8 5967cc 364 CID
	2002-2003	CHEVROLET SUBURBAN 2500	8.1L V8 8128cc 496 CID
	2002-2003	GMC YUKON XL 2500	6.0L V8 5967cc 364 CID
	2002-2003	GMC YUKON XL 2500	8.1L V8 8128cc 496 CID
	2002-2003	CHEVROLET AVALANCHE 2500	8.1L V8 8128cc 496 CID
USEP3555M	2002-2003	CHEVROLET AVALANCHE 2500	8.1L V8 8128cc 496 CID
	2002-2003	CHEVROLET SUBURBAN 2500	6.0L V8 5967cc 364 CID
	2002-2003	CHEVROLET SUBURBAN 2500	8.1L V8 8128cc 496 CID
	2002-2003	GMC YUKON XL 2500	6.0L V8 5967cc 364 CID
	2002-2003	GMC YUKON XL 2500	8.1L V8 8128cc 496 CID
USEP3556M	2002-2003	CHEVROLET AVALANCHE 1500	5.3L V8 323 CID
	2002-2003	CHEVROLET AVALANCHE 1500	5.3L V8 5328cc 325 CID
USEP3557M	2001-2002	SATURN L100	2.2L L4 2198cc 134 CID
	2001-2003	SATURN L200	2.2L L4 2198cc 134 CID
	2001-2003	SATURN LW200	2.2L L4 2198cc 134 CID
	2001-2003	SATURN LW300	3.0L V6 3000cc 181 CID
	2001-2005	SATURN L300	3.0L V6 3000cc 181 CID
2004	SATURN L300	2.2L L4 2198cc 134 CID	
USEP3559M	2002-2004	CHEVROLET TAHOE	5.3L V8 5328cc 325 CID
	2002-2004	GMC YUKON	5.3L V8 5328cc 325 CID
USEP3560M	2002-2003	GMC YUKON XL 1500	5.3L V8 5328cc 325 CID
	2002-2004	CHEVROLET SUBURBAN 1500	5.3L V8 5328cc 325 CID
2004	GMC YUKON XL 1500	5.3L V8 5328cc 325 CID	
USEP3563M	2002	GMC SONOMA	4.3L V6 262 CID
USEP3564M	2004	PONTIAC GRAND PRIX	3.8L V6 3800cc 231 CID
USEP3566M	2003	CHEVROLET S10	4.3L V6 262 CID
	2003	GMC SONOMA	4.3L V6 262 CID
	2004	CHEVROLET S10	4.3L V6 262 CID
	2004	GMC SONOMA	4.3L V6 262 CID
USEP3567	1985	CADILLAC DEVILLE	4.1L V8 250 CID
	1985	CADILLAC FLEETWOOD	4.1L V8 250 CID
	1985	CHEVROLET ASTRO	2.5L L4 2474cc 151 CID

USMW	Years	Application	Engine
USEP3567	1985	CHEVROLET CAVALIER	2.0L L4 122 CID
	1985	CHEVROLET S10	2.5L L4 2474cc 151 CID
	1985	CHEVROLET S10 BLAZER	2.5L L4 2474cc 151 CID
	1985	GMC S15	2.5L L4 2474cc 151 CID
	1985	GMC SAFARI	2.5L L4 2474cc 151 CID
	1985	PONTIAC J2000 SUNBIRD	1.8L L4 112 CID
	1985	PONTIAC J2000 SUNBIRD	2.0L L4 122 CID
	1988-1993	PONTIAC LEMANS	1.6L L4 1588cc 98 CID
	1988	PONTIAC LEMANS	1.6L L4 1588cc 98 CID
	1989-1990	PONTIAC LEMANS	1.6L L4 1588cc 98 CID
	1989-1990	PONTIAC LEMANS	2.0L L4 122 CID
	1989	PONTIAC LEMANS	2.0L L4 122 CID
	1990	CADILLAC BROUGHAM	5.7L V8 5735cc 350 CID
	1990	CHEVROLET C1500	4.3L V6 262 CID
	1990	CHEVROLET C1500	5.0L V8 305 CID
	1990	CHEVROLET C1500	5.7L V8 5735cc 350 CID
	1990	CHEVROLET V2500 SUBURBAN	7.4L V8 7440 cc 454 CID
	1991-1992	PONTIAC LEMANS	1.6L L4 1588cc 98 CID
	1991	CADILLAC BROUGHAM	5.0L V8 305 CID
	1991	CADILLAC BROUGHAM	5.7L V8 5735cc 350 CID
	1991	CHEVROLET C1500	4.3L V6 262 CID
	1991	CHEVROLET C1500	5.0L V8 305 CID
	1991	CHEVROLET C1500	5.7L V8 5735cc 350 CID
1991	CHEVROLET C1500	7.4L V8 7440 cc 454 CID	
1991	CHEVROLET C2500	7.4L V8 7440 cc 454 CID	
1991	CHEVROLET K2500	7.4L V8 7440 cc 454 CID	
1991	GMC C2500	7.4L V8 7440 cc 454 CID	
USEP3568M	2001-2002	CHEVROLET EXPRESS 3500	5.7L V8 5735cc 350 CID
	2001-2002	CHEVROLET EXPRESS 3500	8.1L V8 8128cc 496 CID
	2001-2002	GMC SAVANA 3500	8.1L V8 8128cc 496 CID
	2002	GMC SAVANA 3500	5.7L V8 5735cc 350 CID
USEP3569M	2003-2004	CHEVROLET BLAZER	4.3L V6 262 CID
USEP3572M	2002-2004	CHEVROLET SILVERADO 1500	5.3L V8 5328cc 325 CID
	2002-2004	GMC SIERRA 1500	5.3L V8 5328cc 325 CID
USEP3573M	1997-2000	CHEVROLET EXPRESS 3500	7.4L V8 7440 cc 454 CID
	1997-2000	GMC SAVANA 2500	5.7L V8 5735cc 350 CID
	1997-2000	GMC SAVANA 3500	7.4L V8 7440 cc 454 CID
	1997-2002	CHEVROLET EXPRESS 2500	4.3L V6 262 CID
	1997-2002	CHEVROLET EXPRESS 2500	5.0L V8 305 CID
	1997-2002	CHEVROLET EXPRESS 2500	5.7L V8 5735cc 350 CID
	1997-2002	CHEVROLET EXPRESS 3500	5.7L V8 5735cc 350 CID
	1997-2002	GMC SAVANA 2500	4.3L V6 262 CID
	1997-2002	GMC SAVANA 2500	5.0L V8 305 CID
	1997-2002	GMC SAVANA 3500	5.7L V8 5735cc 350 CID
	1997	CHEVROLET EXPRESS 1500	4.3L V6 262 CID
	1997	CHEVROLET EXPRESS 1500	5.0L V8 305 CID
	1997	CHEVROLET EXPRESS 1500	5.7L V8 5735cc 350 CID
	1997	CHEVROLET EXPRESS 3500	5.7L V8 5735cc 350 CID
	1997	CHEVROLET EXPRESS 3500	7.4L V8 7440 cc 454 CID
	1997	GMC SAVANA 1500	4.3L V6 262 CID
	1997	GMC SAVANA 1500	5.0L V8 305 CID
	1997	GMC SAVANA 1500	5.7L V8 5735cc 350 CID
	1997	GMC SAVANA 3500	5.7L V8 5735cc 350 CID
	1997	GMC SAVANA 3500	7.4L V8 7440 cc 454 CID
	1997	GMC SAVANA 3500	7.4L V8 7440 cc 454 CID
	1998-1999	CHEVROLET EXPRESS 3500	5.7L V8 5735cc 350 CID
	1998-1999	CHEVROLET EXPRESS 3500	5.7L V8 5735cc 350 CID
	1998-1999	CHEVROLET EXPRESS 3500	7.4L V8 7440 cc 454 CID
	1998-1999	CHEVROLET EXPRESS 3500	7.4L V8 7440 cc 454 CID
	1998-1999	GMC SAVANA 3500	5.7L V8 5735cc 350 CID
	1998-1999	GMC SAVANA 3500	5.7L V8 5735cc 350 CID
	1998-1999	GMC SAVANA 3500	7.4L V8 7440 cc 454 CID
	1998-1999	GMC SAVANA 3500	7.4L V8 7440 cc 454 CID
	1998-1999	GMC SAVANA 3500	7.4L V8 7440 cc 454 CID
	1999-2002	CHEVROLET EXPRESS 3500	5.7L V8 5735cc 350 CID
	2000-2002	CHEVROLET EXPRESS 3500	5.7L V8 5735cc 350 CID
	2000-2002	GMC SAVANA 3500	5.7L V8 5735cc 350 CID
	2000	CHEVROLET EXPRESS 3500	7.4L V8 7440 cc 454 CID
	2000	GMC SAVANA 3500	7.4L V8 7440 cc 454 CID
	2001-2002	CHEVROLET EXPRESS 3500	8.1L V8 8128cc 496 CID
	2001-2002	GMC SAVANA 3500	8.1L V8 8128cc 496 CID

USMW	Years	Application	Engine	
	2001	CHEVROLET EXPRESS 2500	5.7L V8 5735cc 350 CID	
	2001	CHEVROLET P30	4.3L V6 4300cc 262 CID	
	2002	CHEVROLET EXPRESS 2500	5.7L V8 5735cc 350 CID	
	2002	CHEVROLET EXPRESS 3500	5.7L V8 5735cc 350 CID	
	2002	CHEVROLET EXPRESS 3500	5.7L V8 5735cc 350 CID	
	2002	CHEVROLET EXPRESS 3500	5.7L V8 5735cc 350 CID	
USEP3574M	2003	CHEVROLET EXPRESS 3500	6.0L V8 5967cc 364 CID	
	2003	GMC SAVANA 3500	6.0L V8 5967cc 364 CID	
USEP3575M	2003	CHEVROLET EXPRESS 3500	6.0L V8 5967cc 364 CID	
	2003	GMC SAVANA 3500	6.0L V8 5967cc 364 CID	
USEP3577M	2000	CHEVROLET CORVETTE	5.7L V8 5735cc 350 CID	
	2001-2002	CHEVROLET CORVETTE	5.7L V8 5735cc 350 CID	
	2003	CHEVROLET CORVETTE	5.7L V8 5735cc 350 CID	
USEP3578M	1997-1999	CHEVROLET CORVETTE	5.7L V8 5735cc 350 CID	
USEP3579M	2003	CHEVROLET CORVETTE	5.7L V8 5735cc 350 CID	
	2004-2005	CADILLAC XLR	4.6L V8 4601cc 281 CID	
	2004	CHEVROLET CORVETTE	5.7L V8 5735cc 350 CID	
	2005	CHEVROLET CORVETTE	6.0L V8 5965cc 364 CID	
	2006-2007	CADILLAC XLR	4.6L V8 4601cc 281 CID	
	2006-2007	CHEVROLET CORVETTE	6.0L V8 5967cc 364 CID	
	2006-2007	CHEVROLET CORVETTE	7.0L V8 7011cc 427 CID	
	2006-2008	CADILLAC XLR	4.4L V8 4371cc 267 CID	
	2008	CADILLAC XLR	4.6L V8 4601cc 281 CID	
	2008	CHEVROLET CORVETTE	7.0L V8 7011cc 427 CID	
	USEP3581M	2004	GMC YUKON	4.8L V8 294 CID
		2005-2006	CHEVROLET SONORA	5.3L V8 323 CID
2005-2006		CHEVROLET SONORA (MEX)	5.3L V8 5300cc 325 CID	
USEP3583M	2004-2005	GMC SAVANA 3500	6.0L V8 5967cc 364 CID	
	2004	CHEVROLET EXPRESS 3500	6.0L V8 5967cc 364 CID	
	2005	CHEVROLET EXPRESS 3500	6.0L V8 5967cc 364 CID	
	2006-2007	CHEVROLET EXPRESS 3500	4.8L V8 294 CID	
	2006-2007	CHEVROLET EXPRESS 3500	6.0L V8 5967cc 364 CID	
	2006-2007	GMC SAVANA 3500	4.8L V8 294 CID	
	2006-2007	GMC SAVANA 3500	6.0L V8 5967cc 364 CID	
	2008	CHEVROLET EXPRESS 3500	4.8L V8 294 CID	
	2008	CHEVROLET EXPRESS 3500	6.0L V8 5967cc 364 CID	
	2008	GMC SAVANA 3500	4.8L V8 294 CID	
USEP3584M	2008	GMC SAVANA 3500	6.0L V8 5967cc 364 CID	
	USEP3584M	2003	CHEVROLET EXPRESS 1500	4.3L V6 262 CID
		2003	CHEVROLET EXPRESS 2500	4.3L V6 262 CID
		2003	CHEVROLET EXPRESS 2500	4.8L V8 294 CID
		2003	CHEVROLET EXPRESS 2500	6.0L V8 5967cc 364 CID
	2003	GMC SAVANA 1500	4.3L V6 262 CID	
	2003	GMC SAVANA 2500	4.3L V6 262 CID	
	2003	GMC SAVANA 2500	4.8L V8 294 CID	
	2003	GMC SAVANA 2500	6.0L V8 5967cc 364 CID	
	USEP3585M	2002-2003	SATURN VUE	2.2L L4 134 CID
2002-2003		SATURN VUE	3.0L V6 3000cc 181 CID	
USEP3587M	2004	CHEVROLET AVALANCHE 2500	8.1L V8 8128cc 496 CID	
	2004	CHEVROLET SUBURBAN 2500	6.0L V8 5967cc 364 CID	
	2004	CHEVROLET SUBURBAN 2500	8.1L V8 8128cc 496 CID	
	2004	GMC YUKON XL 2500	6.0L V8 5967cc 364 CID	
	2004	GMC YUKON XL 2500	8.1L V8 8128cc 496 CID	
	2005-2006	CHEVROLET AVALANCHE 2500	8.1L V8 8128cc 496 CID	
	2005-2006	CHEVROLET SUBURBAN 2500	6.0L V8 5967cc 364 CID	
	2005-2006	CHEVROLET SUBURBAN 2500	8.1L V8 8128cc 496 CID	
	2005-2006	GMC YUKON XL 2500	6.0L V8 5967cc 364 CID	
	2005-2006	GMC YUKON XL 2500	8.1L V8 8128cc 496 CID	
	2007	CHEVROLET SILVERADO 2500 HD	6.0L V8 5967cc 364 CID	
	2007	CHEVROLET SUBURBAN 2500	6.0L V8 5967cc 364 CID	
	2007	GMC SIERRA 2500 HD	6.0L V8 5967cc 364 CID	
	2007	GMC YUKON XL 2500	6.0L V8 5967cc 364 CID	
USEP3588M	2004	CHEVROLET EXPRESS 1500	4.3L V6 262 CID	
	2004	CHEVROLET EXPRESS 2500	4.3L V6 262 CID	
	2004	GMC SAVANA 1500	4.3L V6 262 CID	
	2004	GMC SAVANA 2500	4.3L V6 262 CID	
USEP3590M	2003-2005	SATURN ION	2.2L L4 2198cc 134 CID	
	2005	CHEVROLET COBALT	2.2L L4 2198cc 134 CID	
USEP3591M	2005	CHEVROLET MALIBU	3.5L V6 213 CID	

BUYER'S GUIDE

USMW	Years	Application	Engine	
USEP3591M	2005	PONTIAC G6	3.5L V6 211 CID	
	2006-2008	PONTIAC G6	2.4L L4 2384cc 145 CID	
	2006	PONTIAC G6	3.5L V6 214 CID	
	2006	PONTIAC G6	3.9L V6 3880cc 237 CID	
	2007-2008	PONTIAC G6	3.5L V6 3490cc 213 CID	
	2007-2008	PONTIAC G6	3.9L V6 3880cc 237 CID	
	2007-2008	SATURN AURA	3.5L V6 3490cc 213 CID	
	2007	CHEVROLET MALIBU	2.2L L4 2198cc 134 CID	
	2007	CHEVROLET MALIBU	3.5L V6 3490cc 213 CID	
	2007	CHEVROLET MALIBU	3.9L V6 3880cc 237 CID	
	2007	PONTIAC G6	3.6L V6 217 CID	
	2007	SATURN AURA	2.4L L4 145 CID	
	2008	PONTIAC G6	3.6L V6 217 CID	
	2008	SATURN AURA	2.4L L4 145 CID	
	2008	SATURN AURA	3.6L V6 217 CID	
	USEP3592M	2004-2005	CHEVROLET MALIBU	2.2L L4 2198cc 134 CID
		2004	CHEVROLET MALIBU	3.5L V6 213 CID
		2006	CHEVROLET MALIBU	2.2L L4 2198cc 134 CID
2006		CHEVROLET MALIBU	3.5L V6 213 CID	
2006		CHEVROLET MALIBU	3.5L V6 3498cc 213 CID	
USEP3598M	2004	CHEVROLET VENTURE	3.4L V6 207 CID	
	2004	PONTIAC MONTANA	3.4L V6 207 CID	
	2005	PONTIAC MONTANA	3.4L V6 207 CID	
USEP3599M	2001-2003	CHEVROLET SILVERADO 3500	6.0L V8 5967cc 364 CID	
	2001-2003	CHEVROLET SILVERADO 3500	8.1L V8 8128cc 496 CID	
	2001-2003	GMC SIERRA 3500	6.0L V8 5967cc 364 CID	
	2001-2003	GMC SIERRA 3500	8.1L V8 8128cc 496 CID	
	2004	CHEVROLET SILVERADO 3500 2WD (MEX)	5.7L V8 5733cc 350 CID	
USEP3601M	2004-2005	CHEVROLET IMPALA	3.8L V6 3800cc 231 CID	
	2004-2005	CHEVROLET MONTE CARLO	3.8L V6 3800cc 231 CID	
USEP3602M	2003	CHEVROLET EXPRESS 3500	6.0L V8 5967cc 364 CID	
	2003	GMC SAVANA 3500	6.0L V8 5967cc 364 CID	
USEP3604M	2004-2005	CHEVROLET SILVERADO 2500 HD	8.1L V8 8128cc 496 CID	
	2004-2005	CHEVROLET SILVERADO 3500	8.1L V8 8128cc 496 CID	
	2004-2005	GMC SIERRA 2500 HD	8.1L V8 8128cc 496 CID	
	2004-2005	GMC SIERRA 3500	8.1L V8 8128cc 496 CID	
	2004	CHEVROLET SILVERADO 2500	6.0L V8 5967cc 364 CID	
	2004	CHEVROLET SILVERADO 2500 HD	6.0L V8 5967cc 364 CID	
	2004	CHEVROLET SILVERADO 3500	6.0L V8 5967cc 364 CID	
	2004	GMC SIERRA 2500	6.0L V8 5967cc 364 CID	
	2004	GMC SIERRA 2500 HD	6.0L V8 5967cc 364 CID	
	2004	GMC SIERRA 3500	6.0L V8 5967cc 364 CID	
	2005-2006	CHEVROLET SILVERADO 1500 HD	6.0L V8 5967cc 364 CID	
	2005-2006	GMC SIERRA 1500 HD	6.0L V8 5967cc 364 CID	
	2005	CHEVROLET SILVERADO 2500 HD	6.0L V8 5967cc 364 CID	
	2005	CHEVROLET SILVERADO 3500	6.0L V8 5967cc 364 CID	
	2005	GMC SIERRA 2500 HD	6.0L V8 5967cc 364 CID	
	2005	GMC SIERRA 2500 HD	8.1L V8 8128cc 496 CID	
	2005	GMC SIERRA 3500	6.0L V8 5967cc 364 CID	
	2006	CHEVROLET SILVERADO 2500 HD	6.0L V8 5967cc 364 CID	
	2006	CHEVROLET SILVERADO 2500 HD	8.1L V8 8128cc 496 CID	
	2006	CHEVROLET SILVERADO 3500	6.0L V8 5967cc 364 CID	
	2006	CHEVROLET SILVERADO 3500	8.1L V8 8128cc 496 CID	
	2006	GMC SIERRA 2500 HD	6.0L V8 5967cc 364 CID	
2006	GMC SIERRA 2500 HD	8.1L V8 8128cc 496 CID		
2006	GMC SIERRA 3500	6.0L V8 5967cc 364 CID		
2006	GMC SIERRA 3500	8.1L V8 8128cc 496 CID		
USEP3605M	2004-2009	CADILLAC SRX	3.6L V6 217 CID	
	2004-2009	CADILLAC SRX	4.6L V8 4601cc 281 CID	
USEP3606M	2003	CADILLAC CTS	3.2L V6 197 CID	
	2004	CADILLAC CTS	3.2L V6 197 CID	
USEP3609M	2004-2005	CHEVROLET SILVERADO 1500	6.0L V8 5967cc 364 CID	
	2004-2005	CHEVROLET SILVERADO 2500 HD	8.1L V8 8128cc 496 CID	
	2004-2005	CHEVROLET SILVERADO 3500	8.1L V8 8128cc 496 CID	
	2004-2005	GMC SIERRA 2500 HD	8.1L V8 8128cc 496 CID	
	2004-2005	GMC SIERRA 3500	8.1L V8 8128cc 496 CID	
	2004	CHEVROLET SILVERADO 2500	6.0L V8 5967cc 364 CID	
	2004	CHEVROLET SILVERADO 2500 HD	6.0L V8 5967cc 364 CID	
	2004	CHEVROLET SILVERADO 3500	6.0L V8 5967cc 364 CID	

USMW	Years	Application	Engine	
USEP3610M	2004	GMC SIERRA 2500	6.0L V8 5967cc 364 CID	
	2004	GMC SIERRA 2500 HD	6.0L V8 5967cc 364 CID	
	2004	GMC SIERRA 3500	6.0L V8 5967cc 364 CID	
	2005-2006	CHEVROLET SILVERADO 1500 HD	6.0L V8 5967cc 364 CID	
	2005-2006	GMC SIERRA 1500	4.3L V6 262 CID	
	2005-2006	GMC SIERRA 1500 HD	6.0L V8 5967cc 364 CID	
	2005	CHEVROLET SILVERADO 1500	4.3L V6 262 CID	
	2005	CHEVROLET SILVERADO 2500 HD	6.0L V8 5967cc 364 CID	
	2005	CHEVROLET SILVERADO 3500	6.0L V8 5967cc 364 CID	
	2005	GMC SIERRA 2500 HD	6.0L V8 5967cc 364 CID	
	2005	GMC SIERRA 2500 HD	8.1L V8 8128cc 496 CID	
	2005	GMC SIERRA 3500	6.0L V8 5967cc 364 CID	
	2006	CHEVROLET SILVERADO 1500	4.3L V6 262 CID	
	2006	CHEVROLET SILVERADO 1500	4.8L V8 294 CID	
	2006	CHEVROLET SILVERADO 2500 HD	6.0L V8 5967cc 364 CID	
	2006	CHEVROLET SILVERADO 2500 HD	8.1L V8 8128cc 496 CID	
	2006	CHEVROLET SILVERADO 3500	6.0L V8 5967cc 364 CID	
	2006	CHEVROLET SILVERADO 3500	8.1L V8 8128cc 496 CID	
	2006	GMC SIERRA 1500	4.3L V6 262 CID	
	2006	GMC SIERRA 1500	6.0L V8 5967cc 364 CID	
	2006	GMC SIERRA 2500 HD	6.0L V8 5967cc 364 CID	
	2006	GMC SIERRA 2500 HD	8.1L V8 8128cc 496 CID	
	2006	GMC SIERRA 3500	6.0L V8 5967cc 364 CID	
	2006	GMC SIERRA 3500	8.1L V8 8128cc 496 CID	
	2007-2009	CHEVROLET SILVERADO 2500	5.3L V8 5328cc 325 CID	
	2007-2009	CHEVROLET SILVERADO 2500 2WD (MEX)	5.3L V8 5300cc 325 CID	
	2007-2009	CHEVROLET SILVERADO 2500 4WD (MEX)	5.3L V8 5300cc 325 CID	
	2008-2009	CHEVROLET SILVERADO 2500 2WD (MEX)	4.8L V8 4800cc	
USEP3611M	2007	CHEVROLET AVALANCHE	6.0L V8 5967cc 364 CID	
	2007	CHEVROLET SUBURBAN 1500	6.0L V8 5967cc 364 CID	
USEP3611M	2004	PONTIAC GTO	5.7L V8 5735cc 350 CID	
	2005-2006	PONTIAC GTO	6.0L V8 5967cc 364 CID	
USEP3614M	2004-2005	GMC CANYON	2.8L L4 2770cc 169 CID	
	2004-2005	GMC CANYON	3.5L L5 3460cc 211 CID	
	2004	CHEVROLET COLORADO	2.8L L4 2770cc 169 CID	
	2004	CHEVROLET COLORADO	3.5L L5 3460cc 211 CID	
	2004	GMC CANYON	2.8L L4 2770cc 169 CID	
	2004	GMC CANYON	3.5L L5 3460cc 211 CID	
	2005	CHEVROLET COLORADO	2.8L L4 2770cc 169 CID	
	2005	CHEVROLET COLORADO	3.5L L5 3460cc 211 CID	
	USEP3615M	2004	BUICK RENDEZVOUS	3.6L V6 217 CID
		2005	BUICK RENDEZVOUS	3.6L V6 217 CID
2005		BUICK RENDEZVOUS	3.6L V6 217 CID	
2006		BUICK RENDEZVOUS	3.5L V6 213 CID	
2006		BUICK RENDEZVOUS	3.6L V6 217 CID	
2006		BUICK RENDEZVOUS	3.6L V6 217 CID	
2007		BUICK RENDEZVOUS	3.5L V6 213 CID	
USEP3616M	2004	GMC SIERRA 3500	6.0L V8 5967cc 364 CID	
	2005-2006	GMC SIERRA 3500	6.0L V8 5967cc 364 CID	
	2005-2006	GMC SIERRA 3500	8.1L V8 8128cc 496 CID	
	2005	CHEVROLET SILVERADO 3500	6.0L V8 5967cc 364 CID	
	2006	CHEVROLET SILVERADO 3500	6.0L V8 5967cc 364 CID	
	2006	CHEVROLET SILVERADO 3500	8.1L V8 8128cc 496 CID	
	2006	CHEVROLET SILVERADO 3500	8.1L V8 8128cc 496 CID	
USEP3617M	2004-2005	CHEVROLET SILVERADO 3500	8.1L V8 8128cc 496 CID	
	2004-2005	GMC SIERRA 3500	8.1L V8 8128cc 496 CID	
	2005	CHEVROLET SILVERADO 3500	6.0L V8 5967cc 364 CID	
	2005	GMC SIERRA 3500	6.0L V8 5967cc 364 CID	
	2006	CHEVROLET SILVERADO 3500	6.0L V8 5967cc 364 CID	
	2006	CHEVROLET SILVERADO 3500	8.1L V8 8128cc 496 CID	
	2006	GMC SIERRA 3500	8.1L V8 8128cc 496 CID	
USEP3621S	1989	CHEVROLET C3500	7.4L V8 7440 cc 454 CID	
	1989	CHEVROLET K3500	7.4L V8 7440 cc 454 CID	
	1990-1991	CHEVROLET C1500	7.4L V8 7440 cc 454 CID	
	1990-1991	GMC C1500	4.3L V6 262 CID	
	1990-1991	GMC C1500	5.0L V8 305 CID	
	1990-1991	GMC C1500	5.7L V8 5735cc 350 CID	
	1990-1991	GMC C2500	4.3L V6 262 CID	
1990-1991	GMC C2500	5.0L V8 305 CID		

USMW	Years	Application	Engine
USEP3621S	1990-1991	GMC C2500	5.7L V8 5735cc 350 CID
	1990-1991	GMC K1500	5.0L V8 305 CID
	1990-1991	GMC K1500	5.7L V8 5735cc 350 CID
	1990-1991	GMC K2500	4.3L V6 262 CID
	1990-1991	GMC K2500	5.0L V8 305 CID
	1990-1991	GMC K2500	5.7L V8 5735cc 350 CID
	1990-1993	GMC K1500	4.3L V6 262 CID
	1990	CHEVROLET C1500	4.3L V6 262 CID
	1990	CHEVROLET C1500	5.0L V8 305 CID
	1990	CHEVROLET C1500	5.7L V8 5735cc 350 CID
	1990	CHEVROLET C1500	7.4L V8 7440 cc 454 CID
	1990	CHEVROLET C2500	4.3L V6 262 CID
	1990	CHEVROLET C2500	5.0L V8 305 CID
	1990	CHEVROLET C2500	5.7L V8 5735cc 350 CID
	1990	CHEVROLET K1500	4.3L V6 262 CID
	1990	CHEVROLET K1500	5.0L V8 305 CID
	1990	CHEVROLET K1500	5.7L V8 5735cc 350 CID
	1990	CHEVROLET K2500	4.3L V6 262 CID
	1990	CHEVROLET K2500	5.0L V8 305 CID
	1990	CHEVROLET K2500	5.7L V8 5735cc 350 CID
	1991	CHEVROLET C1500	4.3L V6 262 CID
	1991	CHEVROLET C1500	5.0L V8 305 CID
	1991	CHEVROLET C1500	5.7L V8 5735cc 350 CID
	1991	CHEVROLET C2500	4.3L V6 262 CID
	1991	CHEVROLET C2500	5.0L V8 305 CID
	1991	CHEVROLET C2500	5.7L V8 5735cc 350 CID
	1991	CHEVROLET C2500	7.4L V8 7440 cc 454 CID
	1991	CHEVROLET K1500	4.3L V6 262 CID
	1991	CHEVROLET K1500	4.3L V6 262 CID
	1991	CHEVROLET K1500	5.0L V8 305 CID
	1991	CHEVROLET K1500	5.0L V8 305 CID
	1991	CHEVROLET K1500	5.7L V8 5735cc 350 CID
	1991	CHEVROLET K1500	5.7L V8 5735cc 350 CID
	1991	CHEVROLET K2500	4.3L V6 262 CID
	1991	CHEVROLET K2500	5.0L V8 305 CID
	1991	CHEVROLET K2500	5.7L V8 5735cc 350 CID
	1991	CHEVROLET K2500	7.4L V8 7440 cc 454 CID
	1991	GMC C2500	7.4L V8 7440 cc 454 CID
	1991	GMC K2500	7.4L V8 7440 cc 454 CID
	1992-1993	GMC K1500	5.7L V8 5735cc 350 CID
	1993	CHEVROLET C2500	5.0L V8 305 CID
	1993	GMC K1500	5.0L V8 305 CID
	1994-1995	GMC C1500	4.3L V6 262 CID
	1994-1995	GMC C1500	5.0L V8 305 CID
	1994-1995	GMC C1500	5.7L V8 5735cc 350 CID
	1994-1995	GMC K1500	4.3L V6 262 CID
	1994-1995	GMC K1500	5.0L V8 305 CID
	1994-1995	GMC K1500	5.7L V8 5735cc 350 CID
	1994	GMC K3500	5.7L V8 5735cc 350 CID
	1995	CHEVROLET C35	5.7L V8 5735cc 350 CID
	1995	GMC C2500	5.0L V8 305 CID
	1995	GMC C2500	5.7L V8 5735cc 350 CID
	1995	GMC C3500	5.7L V8 5735cc 350 CID
	USEP3622S	1996-1997	CHEVROLET C1500
1996-1997		CHEVROLET C1500	5.7L V8 5735cc 350 CID
1996-1997		CHEVROLET C2500	5.0L V8 305 CID
1996-1997		CHEVROLET C2500	5.7L V8 5735cc 350 CID
1996-1997		CHEVROLET C2500	7.4L V8 7440 cc 454 CID
1996-1997		CHEVROLET C3500	5.7L V8 5735cc 350 CID
1996-1997		CHEVROLET C3500	7.4L V8 7440 cc 454 CID
1996-1997		CHEVROLET K1500	5.0L V8 305 CID
1996-1997		CHEVROLET K1500	5.7L V8 5735cc 350 CID
1996-1997		CHEVROLET K2500	5.7L V8 5735cc 350 CID
1996-1997		CHEVROLET K2500	7.4L V8 7440 cc 454 CID
1996-1997		CHEVROLET K3500	5.7L V8 5735cc 350 CID
1996-1997		CHEVROLET K3500	7.4L V8 7440 cc 454 CID
1996-1997		CHEVROLET SILVERADO	5.7L V8 5735cc 350 CID
1996-1997		GMC C1500	5.0L V8 305 CID
1996-1997		GMC C1500	5.7L V8 5735cc 350 CID

USMW	Years	Application	Engine	
	1996-1997	GMC C2500	5.0L V8 305 CID	
	1996-1997	GMC C2500	5.7L V8 5735cc 350 CID	
	1996-1997	GMC C2500	7.4L V8 7440 cc 454 CID	
	1996-1997	GMC C3500	5.7L V8 5735cc 350 CID	
	1996-1997	GMC C3500	7.4L V8 7440 cc 454 CID	
	1996-1997	GMC K1500	5.0L V8 305 CID	
	1996-1997	GMC K1500	5.7L V8 5735cc 350 CID	
	1996-1997	GMC K2500	5.7L V8 5735cc 350 CID	
	1996-1997	GMC K2500	7.4L V8 7440 cc 454 CID	
	1996-1997	GMC K3500	5.7L V8 5735cc 350 CID	
	1996-1997	GMC K3500	7.4L V8 7440 cc 454 CID	
	1996	CHEVROLET C1500	4.3L V6 262 CID	
	1996	CHEVROLET C2500	5.0L V8 305 CID	
	1996	CHEVROLET K1500	4.3L V6 262 CID	
	1996	GMC C1500	4.3L V6 262 CID	
	1996	GMC K1500	4.3L V6 262 CID	
	1997	CHEVROLET C2500	5.7L V8 5735cc 350 CID	
	1997	CHEVROLET SILVERADO	5.7L V8 5735cc 350 CID	
	1997	GMC C1500	5.0L V8 305 CID	
	1997	GMC C1500	5.7L V8 5735cc 350 CID	
USEP3623S	1994-1995	CHEVROLET C2500	7.4L V8 7440 cc 454 CID	
	1994-1995	CHEVROLET C3500	7.4L V8 7440 cc 454 CID	
	1994-1995	CHEVROLET K2500	7.4L V8 7440 cc 454 CID	
	1994-1995	CHEVROLET K3500	7.4L V8 7440 cc 454 CID	
	1994-1995	GMC C2500	7.4L V8 7440 cc 454 CID	
	1994-1995	GMC C3500	7.4L V8 7440 cc 454 CID	
	1994-1995	GMC K2500	7.4L V8 7440 cc 454 CID	
1994-1995	GMC K3500	7.4L V8 7440 cc 454 CID		
USEP3624S	1994	CHEVROLET S10	4.3L V6 262 CID	
	1994	GMC SONOMA	4.3L V6 262 CID	
USEP3625S	1992-1993	GMC TYPHOON	4.3L V6 262 CID	
	1992	CHEVROLET S10 BLAZER	4.3L V6 262 CID	
	1992	OLDSMOBILE BRAVADA	4.3L V6 262 CID	
	1993-1994	OLDSMOBILE BRAVADA	4.3L V6 262 CID	
	1994	CHEVROLET S10 BLAZER	4.3L V6 262 CID	
USEP3626M	2004-2005	SATURN VUE	2.2L I4 134 CID	
	2004-2005	SATURN VUE	3.5L V6 3474cc	
	2004	SATURN VUE	2.2L I4 134 CID	
	2004	SATURN VUE	3.5L V6 3475cc	
	2005	CHEVROLET EQUINOX	3.4L V6 207 CID	
	2006	SATURN VUE	2.2L I4 2198cc 134 CID	
	2006	SATURN VUE	3.5L V6 3471cc	
USEP3632S	1985-1986	CHEVROLET S10 BLAZER	2.5L I4 2474cc 151 CID	
	1985-1986	GMC S15 JIMMY	2.5L I4 2474cc 151 CID	
	1985	GMC S15 JIMMY	2.5L I4 2474cc 151 CID	
	1986	CHEVROLET S10 BLAZER	2.8L V6 173 CID	
	1986	CHEVROLET S10 BLAZER	2.8L V6 173 CID	
	1986	GMC S15 JIMMY	2.8L V6 173 CID	
	1988	GMC S15 JIMMY	2.5L I4 2474cc 151 CID	
	1988	GMC S15 JIMMY	4.3L V6 262 CID	
	1989	GMC S15 JIMMY	2.8L V6 173 CID	
	1990-1991	GMC S15 JIMMY	4.3L V6 262 CID	
	1991	CHEVROLET S10 BLAZER	4.3L V6 262 CID	
	USEP3633S	1987	CHEVROLET BLAZER	5.7L V8 5735cc 350 CID
		1987	CHEVROLET R10 SUBURBAN	5.7L V8 5735cc 350 CID
1987		CHEVROLET R20	5.7L V8 5735cc 350 CID	
1987		CHEVROLET R20 SUBURBAN	5.7L V8 5735cc 350 CID	
1988		CHEVROLET R20	5.7L V8 5735cc 350 CID	
1988		CHEVROLET V10 SUBURBAN	5.7L V8 5735cc 350 CID	
1990		GMC V1500 SUBURBAN	5.7L V8 5735cc 350 CID	
1990		GMC V2500 SUBURBAN	5.7L V8 5735cc 350 CID	
USEP3637S		1985-1986	CHEVROLET S10	2.5L I4 2474cc 151 CID
		1985	GMC S15	2.5L I4 2474cc 151 CID
	1986	CHEVROLET S10	2.8L V6 173 CID	
	1986	GMC S15	2.5L I4 2474cc 151 CID	
	1986	GMC S15	2.8L V6 173 CID	
	1986	GMC S15	2.5L I4 2474cc 151 CID	
	1987	GMC S15	2.5L I4 2474cc 151 CID	
	1987	GMC S15	2.8L V6 173 CID	
	1988	GMC S15	4.3L V6 262 CID	

USMW	Years	Application	Engine
USEP3637S	1989	CHEVROLET S10	4.3L V6 262 CID
	1991	CHEVROLET S10	2.5L L4 2474cc 151 CID
	1991	CHEVROLET S10	2.8L V6 173 CID
	1991	CHEVROLET S10	4.3L V6 262 CID
	1991	GMC SONOMA	2.8L V6 173 CID
	1991	GMC SONOMA	4.3L V6 262 CID
USEP3640S	1989-1990	BUICK CENTURY	3.3L V6 204 CID
	1989	BUICK CENTURY	2.8L V6 173 CID
	1989	BUICK CENTURY	3.3L V6 204 CID
	1989	CHEVROLET CELEBRITY	2.8L V6 173 CID
	1989	PONTIAC 6000	2.8L V6 173 CID
	1990-1991	PONTIAC 6000	3.1L V6 189 CID
	1991-1992	BUICK CENTURY	3.3L V6 204 CID
USEP3641S	1994-1995	CHEVROLET S10	2.2L L4 2190cc 134 CID
	1994-1995	GMC SONOMA	2.2L L4 2190cc 134 CID
USEP3642S	1992	CHEVROLET S10	2.5L L4 2474cc 151 CID
	1992	CHEVROLET S10	2.8L V6 173 CID
	1992	CHEVROLET S10	4.3L V6 262 CID
	1992	GMC SONOMA	2.5L L4 2474cc 151 CID
	1992	GMC SONOMA	2.8L V6 173 CID
	1992	GMC SONOMA	4.3L V6 262 CID
	1992	GMC SONOMA	4.3L V6 262 CID
	1993	GMC SONOMA	2.5L L4 2474cc 151 CID
	1993	GMC SONOMA	2.8L V6 173 CID
	1993	GMC SONOMA	4.3L V6 262 CID
USEP3643S	1994-1995	CHEVROLET S10	4.3L V6 262 CID
	1994-1995	GMC SONOMA	4.3L V6 262 CID
USEP3650S	1993	GMC SAFARI	4.3L V6 262 CID
	1995	CHEVROLET ASTRO	4.3L V6 262 CID
	1995	GMC SAFARI	4.3L V6 262 CID
	1995	GMC SAFARI	4.3L V6 262 CID
USEP3674M	2003	CHEVROLET EXPRESS 3500	6.0L V8 5967cc 364 CID
	2003	GMC SAVANA 3500	6.0L V8 5967cc 364 CID
USEP3675M	2004	CHEVROLET AVALANCHE 2500	8.1L V8 8128cc 496 CID
	2004	CHEVROLET SUBURBAN 2500	6.0L V8 5967cc 364 CID
	2004	CHEVROLET SUBURBAN 2500	8.1L V8 8128cc 496 CID
	2004	GMC YUKON XL 2500	6.0L V8 5967cc 364 CID
	2004	GMC YUKON XL 2500	8.1L V8 8128cc 496 CID
	2005-2006	GMC YUKON XL 2500	6.0L V8 5967cc 364 CID
	2005	CHEVROLET AVALANCHE 2500	8.1L V8 8128cc 496 CID
	2005	CHEVROLET SUBURBAN 2500	6.0L V8 5967cc 364 CID
	2005	CHEVROLET SUBURBAN 2500	8.1L V8 8128cc 496 CID
	2005	GMC YUKON XL 2500	8.1L V8 8128cc 496 CID
	2006	CHEVROLET AVALANCHE 2500	8.1L V8 8128cc 496 CID
	2006	CHEVROLET SUBURBAN 2500	6.0L V8 5967cc 364 CID
	2006	CHEVROLET SUBURBAN 2500	8.1L V8 8128cc 496 CID
	2006	GMC YUKON XL 2500	8.1L V8 8128cc 496 CID
	2007	CHEVROLET SILVERADO 2500 HD	6.0L V8 5967cc 364 CID
	2007	CHEVROLET SUBURBAN 2500	6.0L V8 5967cc 364 CID
	2007	GMC SIERRA 2500 HD	6.0L V8 5967cc 364 CID
2007	GMC YUKON XL 2500	6.0L V8 5967cc 364 CID	
USEP3678M	2008	CHEVROLET EXPRESS 1500 (MEX)	5.3L V8 5300cc 325 CID
USEP3679M	2005-2006	BUICK LACROSSE	3.8L V6 3800cc 231 CID
	2005-2008	BUICK LACROSSE	3.6L V6 217 CID
	2005	PONTIAC GRAND PRIX	3.8L V6 3800cc 231 CID
	2006	CHEVROLET IMPALA	3.5L V6 3490cc 213 CID
	2006	CHEVROLET IMPALA	3.9L V6 3880cc 237 CID
	2006	CHEVROLET MONTE CARLO	3.5L V6 3490cc 213 CID
	2006	CHEVROLET MONTE CARLO	3.9L V6 3880cc 237 CID
	2006	PONTIAC GRAND PRIX	3.8L V6 3800cc 231 CID
	2008	CHEVROLET IMPALA	3.9L V6 3880cc 237 CID
	USEP3681M	2004-2005	GMC SAVANA 3500
2004		CHEVROLET EXPRESS 3500	6.0L V8 5967cc 364 CID
2005		CHEVROLET EXPRESS 3500	6.0L V8 5967cc 364 CID
USEP3682M	2004-2005	GMC SAVANA 3500	6.0L V8 5967cc 364 CID
	2004	CHEVROLET EXPRESS 3500	6.0L V8 5967cc 364 CID
	2005	CHEVROLET EXPRESS 3500	6.0L V8 5967cc 364 CID
USEP3684M	2004	CHEVROLET SILVERADO 1500	4.8L V8 294 CID
	2004	CHEVROLET SILVERADO 1500	4.8L V8 294 CID

USMW	Years	Application	Engine
	2004	GMC SIERRA 1500	4.8L V8 294 CID
	2004	GMC SIERRA 1500	4.8L V8 294 CID
	2004	GMC SIERRA 1500	6.0L V8 5967cc 364 CID
	2005-2006	GMC SIERRA 1500	4.8L V8 294 CID
	2005	CHEVROLET SILVERADO 1500	4.8L V8 294 CID
	2006	CHEVROLET SILVERADO 1500	4.8L V8 294 CID
	2006	CHEVROLET SILVERADO 1500	6.0L V8 5967cc 364 CID
	2006	CHEVROLET SILVERADO 1500	6.0L V8 5967cc 364 CID
	2006	GMC SIERRA 1500	4.8L V8 294 CID
	2006	GMC SIERRA 1500	6.0L V8 5967cc 364 CID
	2007	CHEVROLET SILVERADO 1500	5.3L V8 5328cc 325 CID
	2007	CHEVROLET SILVERADO 1500	6.0L V8 5967cc 364 CID
	2007	CHEVROLET SILVERADO 1500	6.0L V8 5967cc 364 CID
	2007	CHEVROLET SILVERADO 2500 2WD (MEX)	4.8L V8 4800cc
	2007	GMC SIERRA 1500	5.3L V8 5328cc 325 CID
2007	GMC SIERRA 1500	6.0L V8 5967cc 364 CID	
USEP3688M	2006	CHEVROLET COLORADO	2.8L L4 2770cc 169 CID
	2006	CHEVROLET COLORADO	3.5L L5 3460cc 211 CID
	2006	GMC CANYON	2.8L L4 2770cc 169 CID
	2006	GMC CANYON	3.5L L5 3460cc 211 CID
	2007-2008	CHEVROLET COLORADO	2.9L L4 2921cc 178 CID
	2007-2008	GMC CANYON	3.7L L5 3654cc 223 CID
	2007	CHEVROLET COLORADO	3.7L L5 3654cc 223 CID
	2007	GMC CANYON	2.9L L4 2921cc 178 CID
2008	CHEVROLET COLORADO	3.7L L5 3654cc 223 CID	
2008	GMC CANYON	2.9L L4 2921cc 178 CID	
USEP3692M	2005	CADILLAC STS	3.6L V6 217 CID
	2006	CADILLAC STS	3.6L V6 217 CID
	2006	CADILLAC STS	4.4L V8 4371cc 267 CID
	2006	CADILLAC STS	4.6L V8 4601cc 281 CID
	2007	CADILLAC CTS	6.0L V8 5967cc 364 CID
USEP3700M	2005-2006	PONTIAC GRAND PRIX	3.8L V6 3800cc 231 CID
	2005-2006	PONTIAC GRAND PRIX	5.3L V8 5328cc 325 CID
	2006	CHEVROLET IMPALA	5.3L V8 5328cc 325 CID
	2006	CHEVROLET MONTE CARLO	5.3L V8 5328cc 325 CID
USEP3701M	2004	BUICK RENDEZVOUS	3.4L V6 207 CID
	2004	PONTIAC AZTEK	3.4L V6 207 CID
	2005	BUICK RENDEZVOUS	3.4L V6 207 CID
	2005	PONTIAC AZTEK	3.4L V6 207 CID
USEP3702M	2006	CHEVROLET SILVERADO 1500	5.3L V8 5328cc 325 CID
	2006	GMC SIERRA 1500	5.3L V8 5328cc 325 CID
USEP3703M	2003	CHEVROLET S10	2.2L L4 2190cc 134 CID
	2003	GMC SONOMA	2.2L L4 2190cc 134 CID
USEP3705M	2005	GMC YUKON	5.3L V8 5328cc 325 CID
	2005	GMC YUKON XL 1500	5.3L V8 5328cc 325 CID
	2006	CHEVROLET TAHOE	5.3L V8 5328cc 325 CID
	2006	GMC YUKON	5.3L V8 5328cc 325 CID
	2007	CHEVROLET TAHOE	5.3L V8 5328cc 325 CID
	2007	GMC YUKON	5.3L V8 5328cc 325 CID
USEP3706M	2006	CHEVROLET AVALANCHE 1500	5.3L V8 5328cc 325 CID
	2006	CHEVROLET SUBURBAN 1500	5.3L V8 5328cc 325 CID
	2006	CHEVROLET SUBURBAN 1500 2WD (MEX)	5.3L V8 5300cc 325 CID
	2006	GMC YUKON XL 1500	5.3L V8 5328cc 325 CID
	2007	CHEVROLET SUBURBAN 1500	5.3L V8 5328cc 325 CID
	2007	GMC YUKON XL 1500	5.3L V8 5328cc 325 CID
USEP3707M	2005-2006	CHEVROLET SSR	6.0L V8 5967cc 364 CID
	2005-2007	BUICK RAINIER	4.2L L6 256 CID
	2005-2007	CHEVROLET TRAILBLAZER	4.2L L6 256 CID
	2005-2009	GMC ENVOY	4.2L L6 256 CID
	2005	ISUZU ASCENDER	4.2L L6 256 CID
	2005	SAAB 9-7X	4.2L L6 256 CID
	2006-2007	SAAB 9-7X	4.2L L6 256 CID
	2006-2009	CHEVROLET TRAILBLAZER	6.0L V8 5967cc 364 CID
	2006	ISUZU ASCENDER	4.2L L6 256 CID
2007	ISUZU ASCENDER	4.2L L6 256 CID	
2009	CHEVROLET TRAILBLAZER	4.2L L6 256 CID	
USEP3709M	2006	BUICK LUCERNE	3.8L V6 3800cc 231 CID
	2006	BUICK LUCERNE	4.6L V8 4601cc 281 CID
	2006	CADILLAC DTS	4.6L V8 4601cc 281 CID

USMW	Years	Application	Engine
USEP3709M	2007-2008	CADILLAC DTS	4.6L V8 4601cc 281 CID
	2008	CADILLAC DTS	4.6L V8 4601cc 281 CID
USEP3715M	2006-2007	CHEVROLET HHR	2.4L L4 145 CID
	2006	CHEVROLET HHR	2.2L L4 2189cc 134 CID
	2007	CHEVROLET HHR	2.2L L4 2198cc 134 CID
	2008	CHEVROLET COBALT	2.0L L4 1998cc 122 CID
	2008	CHEVROLET HHR	2.0L L4 1998cc 122 CID
	2008	CHEVROLET HHR	2.2L L4 2198cc 134 CID
	2008	CHEVROLET HHR	2.4L L4 145 CID
	2009	CHEVROLET HHR	2.2L L4 2189cc 134 CID
	2009	CHEVROLET HHR	2.4L L4 145 CID
USEP3717M	2005	BUICK TERRAZA	3.5L V6 213 CID
	2005	CHEVROLET UPLANDER	3.5L V6 213 CID
	2005	PONTIAC MONTANA	3.5L V6 213 CID
	2005	SATURN RELAY	3.5L V6 213 CID
	2006	BUICK TERRAZA	3.5L V6 213 CID
	2006	BUICK TERRAZA	3.9L V6 3880cc 237 CID
	2006	CHEVROLET UPLANDER	3.5L V6 213 CID
	2006	CHEVROLET UPLANDER	3.9L V6 3880cc 237 CID
	2006	PONTIAC MONTANA	3.5L V6 213 CID
	2006	PONTIAC MONTANA	3.9L V6 3880cc 237 CID
	2006	SATURN RELAY	3.5L V6 213 CID
	2006	SATURN RELAY	3.9L V6 3880cc 237 CID
	2007-2008	CHEVROLET UPLANDER	3.9L V6 3880cc 237 CID
	2007	BUICK TERRAZA	3.9L V6 3880cc 237 CID
2007	PONTIAC MONTANA 2WD (MEX)	3.9L V6 3880cc 237 CID	
2007	SATURN RELAY	3.9L V6 3880cc 237 CID	
USEP3726M	2006-2007	CHEVROLET COBALT	2.0L L4 122 CID
	2006-2007	SATURN ION	2.0L L4 122 CID
	2006-2007	SATURN ION	2.2L L4 2198cc 134 CID
	2006-2007	SATURN ION	2.4L L4 2384cc 145 CID
	2006-2008	CHEVROLET COBALT	2.2L L4 2198cc 134 CID
	2006-2008	CHEVROLET COBALT	2.4L L4 145 CID
	2006	PONTIAC G4 (MEX)	2.2L L4 2190cc 134 CID
	2006	PONTIAC G4 (MEX)	2.4L L4 2395cc
	2006	PONTIAC PURSUIT	2.2L L4 2198cc 134 CID
	2006	PONTIAC PURSUIT	2.4L L4 2384cc 145 CID
	2007-2008	PONTIAC G5	2.2L L4 2198cc 134 CID
	2007-2008	PONTIAC G5	2.4L L4 2394cc 146 CID
	2007	PONTIAC G5	2.4L L4 2384cc 145 CID
	2008	PONTIAC G5	2.2L L4 2189cc 134 CID
2008	PONTIAC G5	2.4L L4 145 CID	
USEP3732M	2007-2008	CHEVROLET SILVERADO 1500	5.3L V8 5328cc 325 CID
	2007-2008	GMC SIERRA 1500	5.3L V8 5328cc 325 CID
	2008	CHEVROLET AVALANCHE	5.3L V8 5328cc 325 CID
	2008	CHEVROLET AVALANCHE	6.0L V8 5967cc 364 CID
	2008	CHEVROLET SILVERADO 1500	4.3L V6 262 CID
	2008	CHEVROLET SUBURBAN 1500	5.3L V8 5328cc 325 CID
	2008	CHEVROLET TAHOE	5.3L V8 5328cc 325 CID
	2008	GMC SIERRA 1500	4.3L V6 262 CID
	2008	GMC YUKON	5.3L V8 5328cc 325 CID
	2008	GMC YUKON XL 1500	5.3L V8 5328cc 325 CID
USEP3737M	2000	SATURN LS	2.2L L4 2198cc 134 CID
	2000	SATURN LS1	2.2L L4 2198cc 134 CID
	2000	SATURN LS2	3.0L V6 3000cc 181 CID
	2000	SATURN LW1	2.2L L4 2198cc 134 CID
	2000	SATURN LW2	3.0L V6 3000cc 181 CID
USEP3746M	2005-2006	CHEVROLET TRAILBLAZER EXT	4.2L L6 256 CID
	2005-2006	CHEVROLET TRAILBLAZER EXT	5.3L V8 5328cc 325 CID
	2005-2006	GMC ENVOY XL	4.2L L6 256 CID
	2005-2006	GMC ENVOY XL	5.3L V8 5328cc 325 CID
	2005-2006	ISUZU ASCENDER	4.2L L6 256 CID
	2005-2006	ISUZU ASCENDER	5.3L V8 5328cc 325 CID
	2005	GMC ENVOY XUV	4.2L L6 256 CID
	2005	GMC ENVOY XUV	5.3L V8 5328cc 325 CID
	2005	GMC ENVOY XUV	5.3L V8 5328cc 325 CID
USEP3747M	2007	CHEVROLET SILVERADO 1500	4.8L V8 294 CID
	2007	GMC SIERRA 1500	4.8L V8 294 CID
	2008	CHEVROLET SILVERADO 1500	4.8L V8 294 CID
	2008	CHEVROLET SILVERADO 1500	6.0L V8 5967cc 364 CID

USMW	Years	Application	Engine
	2008	GMC SIERRA 1500	4.8L V8 294 CID
	2008	GMC SIERRA 1500	6.0L V8 5967cc 364 CID
USEP3748M	2007-2008	GMC ACADIA	3.6L V6 217 CID
	2007-2008	SATURN OUTLOOK	3.6L V6 217 CID
	2008	BUICK ENCLAVE	3.6L V6 217 CID
USEP3752M	2007-2008	CHEVROLET CHEYENNE (MEX)	5.3L V8 5300cc 325 CID
USEP3790M	2009-2010	GMC ACADIA	3.6L V6 217 CID
	2009-2010	SATURN OUTLOOK	3.6L V6 217 CID
	2009-2014	BUICK ENCLAVE	3.6L V6 217 CID
	2009-2014	CHEVROLET TRAVERSE	3.6L V6 217 CID
	2009	SATURN OUTLOOK	3.6L V6 217 CID
	2010	BUICK ENCLAVE	3.6L V6 217 CID
	2010	CHEVROLET TRAVERSE	3.6L V6 217 CID
	2011-2012	CHEVROLET TRAVERSE	3.6L V6 3600cc 220 CID
	2011-2014	BUICK ENCLAVE	3.6L V6 3564cc 217 CID
	2011-2014	GMC ACADIA	3.6L V6 3564cc 217 CID
	2011-2014	GMC ACADIA	3.6L V6 3564cc 217 CID
	2012-2013	CHEVROLET TRAVERSE	3.6L V6 3564cc 217 CID
	2014	CHEVROLET TRAVERSE	3.6L V6 3564cc 217 CID
USEP3900	1985	BUICK ELECTRA	3.0L V6 181 CID
	1985	OLDSMOBILE 98	3.0L V6 181 CID
USEP3901	1984	BUICK CENTURY	2.5L L4 2474cc 151 CID
	1984	BUICK SKYHAWK	2.0L L4 122 CID
	1984	BUICK SKYLARK	2.5L L4 2474cc 151 CID
	1984	CADILLAC CIMARRON	2.0L L4 122 CID
	1984	CADILLAC DEVILLE	4.1L V8 250 CID
	1984	CADILLAC ELDORADO	4.1L V8 250 CID
	1985	BUICK CENTURY	2.5L L4 2474cc 151 CID
	1985	BUICK SKYLARK	2.5L L4 2474cc 151 CID
	1985	CADILLAC ELDORADO	4.1L V8 250 CID
	1985	CADILLAC SEVILLE	4.1L V8 250 CID
	1985	CHEVROLET CAMARO	2.5L L4 2474cc 151 CID
	1985	CHEVROLET CELEBRITY	2.5L L4 2474cc 151 CID
	1985	CHEVROLET CITATION II	2.5L L4 2474cc 151 CID
	1985	CHEVROLET MONTE CARLO	4.3L V6 262 CID
	1985	OLDSMOBILE CUTLASS CIERA	2.5L L4 2474cc 151 CID
	1985	PONTIAC 6000	2.5L L4 2474cc 151 CID
	1985	PONTIAC FIREBIRD	2.5L L4 2474cc 151 CID
	1986-1987	CHEVROLET MONTE CARLO	4.3L V6 262 CID
	1986	PONTIAC GRAND PRIX	4.3L V6 262 CID
1990	CHEVROLET CAPRICE	4.3L V6 262 CID	
USEP3902	1985-1986	BUICK SKYHAWK	1.8L L4 112 CID
	1985-1986	PONTIAC GRAND AM	2.5L L4 2474cc 151 CID
	1985-1987	CHEVROLET EL CAMINO	4.3L V6 262 CID
	1985-1987	GMC CABALLERO	4.3L V6 262 CID
	1985	BUICK SOMERSET REGAL	2.5L L4 2474cc 151 CID
	1985	CADILLAC CIMARRON	2.0L L4 122 CID
	1985	CHEVROLET CAPRICE	4.3L V6 262 CID
	1985	CHEVROLET IMPALA	4.3L V6 262 CID
	1985	OLDSMOBILE CALAIS	2.5L L4 2474cc 151 CID
	1985	OLDSMOBILE CALAIS	2.5L L4 2474cc 151 CID
	1985	OLDSMOBILE FIRENZA	1.8L L4 112 CID
	1985	OLDSMOBILE FIRENZA	2.0L L4 122 CID
	1985	PONTIAC FIERO	2.5L L4 2474cc 151 CID
	1985	PONTIAC FIERO	2.5L L4 2474cc 151 CID
	1985	PONTIAC PARISIENNE	4.3L V6 262 CID
	1986-1987	BUICK SKYLARK	2.5L L4 2474cc 151 CID
	1986-1987	BUICK SOMERSET	2.5L L4 2474cc 151 CID
	1986-1987	OLDSMOBILE CALAIS	2.5L L4 2474cc 151 CID
	1986-1987	PONTIAC 6000	2.5L L4 2474cc 151 CID
	1986-1987	PONTIAC FIERO	2.5L L4 2474cc 151 CID
	1986-1989	GMC SAFARI	4.3L V6 262 CID
	1986-1990	CHEVROLET ASTRO	2.5L L4 2474cc 151 CID
	1986-1990	GMC SAFARI	2.5L L4 2474cc 151 CID
1986-1991	CHEVROLET ASTRO	4.3L V6 262 CID	
1986	BUICK CENTURY	2.5L L4 2474cc 151 CID	
1986	BUICK SKYHAWK	1.8L L4 112 CID	
1986	BUICK SKYHAWK	2.0L L4 122 CID	
1986	BUICK SOMERSET	2.5L L4 2474cc 151 CID	

USMW	Years	Application	Engine
USEP3902	1986	CADILLAC CIMARRON	2.0L L4 122 CID
	1986	CADILLAC DEVILLE	4.1L V8 250 CID
	1986	CADILLAC FLEETWOOD	4.1L V8 250 CID
	1986	CHEVROLET CAMARO	2.5L L4 2474cc 151 CID
	1986	CHEVROLET CAPRICE	4.3L V6 262 CID
	1986	CHEVROLET CAPRICE	4.3L V6 262 CID
	1986	CHEVROLET CAVALIER	2.0L L4 122 CID
	1986	CHEVROLET CELEBRITY	2.5L L4 2474cc 151 CID
	1986	CHEVROLET S10	2.5L L4 2474cc 151 CID
	1986	CHEVROLET S10	2.5L L4 2474cc 151 CID
	1986	CHEVROLET S10 BLAZER	2.5L L4 2474cc 151 CID
	1986	CHEVROLET S10 BLAZER	2.5L L4 2474cc 151 CID
	1986	CHEVROLET S10 BLAZER	2.8L V6 173 CID
	1986	CHEVROLET S10 BLAZER	2.8L V6 173 CID
	1986	GMC S15	2.5L L4 2474cc 151 CID
	1986	GMC S15	2.5L L4 2474cc 151 CID
	1986	GMC S15	2.8L V6 173 CID
	1986	GMC S15	2.8L V6 173 CID
	1986	GMC S15 JIMMY	2.5L L4 2474cc 151 CID
	1986	GMC S15 JIMMY	2.5L L4 2474cc 151 CID
	1986	GMC S15 JIMMY	2.8L V6 173 CID
	1986	GMC S15 JIMMY	2.8L V6 173 CID
	1986	OLDSMOBILE CUTLASS CIERA	2.5L L4 2474cc 151 CID
	1986	OLDSMOBILE FIRENZA	1.8L L4 112 CID
	1986	OLDSMOBILE FIRENZA	2.0L L4 122 CID
	1986	PONTIAC FIREBIRD	2.5L L4 2474cc 151 CID
	1986	PONTIAC PARISIENNE	4.3L V6 262 CID
	1986	PONTIAC SUNBIRD	1.8L L4 112 CID
	1986	PONTIAC SUNBIRD	2.0L L4 122 CID
	1987-1988	CHEVROLET CAPRICE	4.3L V6 262 CID
	1987-1988	CHEVROLET G30	4.3L V6 262 CID
	1987-1988	CHEVROLET G30	5.7L V8 5735cc 350 CID
	1987-1988	CHEVROLET P20	5.7L V8 5735cc 350 CID
	1987-1988	CHEVROLET R10 SUBURBAN	5.7L V8 5735cc 350 CID
	1987-1988	CHEVROLET R20	5.7L V8 5735cc 350 CID
	1987-1988	CHEVROLET R20	7.4L V8 7440 cc 454 CID
	1987-1988	CHEVROLET R20 SUBURBAN	5.7L V8 5735cc 350 CID
	1987-1988	CHEVROLET R20 SUBURBAN	7.4L V8 7440 cc 454 CID
	1987-1988	CHEVROLET R30	5.7L V8 5735cc 350 CID
	1987-1988	CHEVROLET R30	7.4L V8 7440 cc 454 CID
	1987-1988	CHEVROLET S10 BLAZER	2.5L L4 2474cc 151 CID
	1987-1988	CHEVROLET V30	5.7L V8 5735cc 350 CID
	1987-1988	CHEVROLET V30	7.4L V8 7440 cc 454 CID
	1987-1988	GMC G3500	4.3L V6 262 CID
	1987-1988	GMC R2500	5.7L V8 5735cc 350 CID
	1987-1988	GMC R2500	7.4L V8 7440 cc 454 CID
	1987-1988	GMC S15	2.5L L4 2474cc 151 CID
	1987-1988	GMC S15	2.8L V6 173 CID
	1987-1988	GMC S15 JIMMY	2.5L L4 2474cc 151 CID
	1987-1989	GMC R3500	5.7L V8 5735cc 350 CID
	1987-1989	GMC R3500	7.4L V8 7440 cc 454 CID
	1987-1989	GMC S15 JIMMY	2.8L V6 173 CID
	1987-1989	GMC V3500	5.7L V8 5735cc 350 CID
	1987-1989	GMC V3500	7.4L V8 7440 cc 454 CID
	1987-1991	GMC R1500 SUBURBAN	5.7L V8 5735cc 350 CID
	1987-1991	GMC R2500 SUBURBAN	5.7L V8 5735cc 350 CID
	1987-1991	GMC R2500 SUBURBAN	7.4L V8 7440 cc 454 CID
	1987-1993	CHEVROLET G10	4.3L V6 262 CID
	1987-1993	CHEVROLET G10	5.0L V8 305 CID
	1987-1993	CHEVROLET G10	5.7L V8 5735cc 350 CID
	1987-1993	CHEVROLET LLV	2.5L L4 2474cc 151 CID
	1987-1993	GMC G1500	4.3L V6 262 CID
	1987-1993	GMC G1500	5.7L V8 5735cc 350 CID
	1987-1994	CHEVROLET G20	5.7L V8 5735cc 350 CID
	1987-1995	CHEVROLET G20	4.3L V6 262 CID
	1987-1995	CHEVROLET G20	5.0L V8 305 CID
	1987-1995	GMC G1500	5.0L V8 305 CID
	1987-1995	GMC G2500	4.3L V6 262 CID
	1987-1995	GMC G2500	5.7L V8 5735cc 350 CID

USMW	Years	Application	Engine
	1987	BUICK CENTURY	2.5L L4 2474cc 151 CID
	1987	BUICK SKYHAWK	2.0L L4 122 CID
	1987	CHEVROLET BLAZER	5.0L V8 305 CID
	1987	CHEVROLET BLAZER	5.7L V8 5735cc 350 CID
	1987	CHEVROLET CELEBRITY	2.5L L4 2474cc 151 CID
	1987	CHEVROLET R10	4.3L V6 262 CID
	1987	CHEVROLET R10	5.0L V8 305 CID
	1987	CHEVROLET R10	5.7L V8 5735cc 350 CID
	1987	CHEVROLET R10 SUBURBAN	5.0L V8 305 CID
	1987	CHEVROLET R20	4.3L V6 262 CID
	1987	CHEVROLET R20	5.0L V8 305 CID
	1987	CHEVROLET S10	2.5L L4 2474cc 151 CID
	1987	CHEVROLET S10	2.8L V6 173 CID
	1987	CHEVROLET S10 BLAZER	2.8L V6 173 CID
	1987	CHEVROLET V10	4.3L V6 262 CID
	1987	CHEVROLET V10	5.0L V8 305 CID
	1987	CHEVROLET V10	5.7L V8 5735cc 350 CID
	1987	CHEVROLET V10 SUBURBAN	5.7L V8 5735cc 350 CID
	1987	CHEVROLET V20	5.7L V8 5735cc 350 CID
	1987	CHEVROLET V20 SUBURBAN	5.7L V8 5735cc 350 CID
	1987	GMC G2500	5.0L V8 305 CID
	1987	GMC JIMMY	5.0L V8 305 CID
	1987	GMC JIMMY	5.7L V8 5735cc 350 CID
	1987	GMC R1500	4.3L V6 262 CID
	1987	GMC R1500	5.0L V8 305 CID
	1987	GMC R1500	5.7L V8 5735cc 350 CID
	1987	GMC R1500 SUBURBAN	5.0L V8 305 CID
	1987	GMC R2500	4.3L V6 262 CID
	1987	GMC R2500	5.0L V8 305 CID
	1987	GMC V1500	4.3L V6 262 CID
	1987	GMC V1500	5.0L V8 305 CID
	1987	GMC V1500	5.7L V8 5735cc 350 CID
	1987	GMC V1500 SUBURBAN	5.7L V8 5735cc 350 CID
	1987	GMC V2500	5.7L V8 5735cc 350 CID
	1987	GMC V2500 SUBURBAN	5.7L V8 5735cc 350 CID
	1987	OLDSMOBILE CUTLASS CIERA	2.5L L4 2474cc 151 CID
	1987	OLDSMOBILE CUTLASS CRUISER	2.5L L4 2474cc 151 CID
	1987	OLDSMOBILE FIRENZA	2.0L L4 122 CID
	1987	PONTIAC GRAND AM	2.5L L4 2474cc 151 CID
	1987	PONTIAC GRAND PRIX	4.3L V6 262 CID
	1987	PONTIAC SUNBIRD	2.0L L4 122 CID
	1988-1989	CHEVROLET C2500	4.3L V6 262 CID
	1988-1989	CHEVROLET C2500	5.0L V8 305 CID
	1988-1989	CHEVROLET C2500	5.7L V8 5735cc 350 CID
	1988-1989	CHEVROLET CAMARO	5.0L V8 305 CID
	1988-1989	CHEVROLET K1500	4.3L V6 262 CID
	1988-1989	CHEVROLET K1500	5.0L V8 305 CID
	1988-1989	CHEVROLET K1500	5.7L V8 5735cc 350 CID
	1988-1989	CHEVROLET K2500	4.3L V6 262 CID
	1988-1989	CHEVROLET K2500	5.0L V8 305 CID
	1988-1989	CHEVROLET K2500	5.7L V8 5735cc 350 CID
	1988-1989	CHEVROLET S10	2.5L L4 2474cc 151 CID
	1988-1989	CHEVROLET S10 BLAZER	2.8L V6 173 CID
	1988-1989	GMC K1500	5.7L V8 5735cc 350 CID
	1988-1989	GMC V1500 SUBURBAN	5.7L V8 5735cc 350 CID
	1988-1989	GMC V2500 SUBURBAN	5.7L V8 5735cc 350 CID
	1988-1990	CHEVROLET C3500	5.7L V8 5735cc 350 CID
	1988-1990	CHEVROLET C3500	7.4L V8 7440 cc 454 CID
	1988-1990	CHEVROLET K3500	5.7L V8 5735cc 350 CID
	1988-1990	CHEVROLET K3500	7.4L V8 7440 cc 454 CID
	1988-1990	GMC JIMMY	5.7L V8 5735cc 350 CID
	1988-1990	GMC S15	4.3L V6 262 CID
	1988-1991	CHEVROLET BLAZER	5.7L V8 5735cc 350 CID
	1988-1991	GMC C3500	7.4L V8 7440 cc 454 CID
	1988-1991	GMC K3500	7.4L V8 7440 cc 454 CID
	1988-1992	GMC K1500	4.3L V6 262 CID
	1988-1992	GMC K1500	5.0L V8 305 CID
	1988-1993	GMC C1500	4.3L V6 262 CID
	1988-1993	GMC C1500	5.0L V8 305 CID

USMW	Years	Application	Engine
USEP3902	1988-1993	GMC C1500	5.7L V8 5735cc 350 CID
	1988-1993	GMC C2500	4.3L V6 262 CID
	1988-1993	GMC C2500	5.0L V8 305 CID
	1988-1993	GMC C2500	5.7L V8 5735cc 350 CID
	1988-1993	GMC C3500	5.7L V8 5735cc 350 CID
	1988-1993	GMC K2500	4.3L V6 262 CID
	1988-1993	GMC K2500	5.0L V8 305 CID
	1988-1993	GMC K2500	5.7L V8 5735cc 350 CID
	1988-1993	GMC K3500	5.7L V8 5735cc 350 CID
	1988-1995	GMC G2500	5.0L V8 305 CID
	1988	BUICK CENTURY	2.5L L4 2474cc 151 CID
	1988	CHEVROLET C1500	4.3L V6 262 CID
	1988	CHEVROLET C1500	5.0L V8 305 CID
	1988	CHEVROLET C1500	5.7L V8 5735cc 350 CID
	1988	CHEVROLET CELEBRITY	2.5L L4 2474cc 151 CID
	1988	CHEVROLET G30	7.4L V8 7440 cc 454 CID
	1988	CHEVROLET MONTE CARLO	4.3L V6 262 CID
	1988	CHEVROLET S10	2.8L V6 173 CID
	1988	CHEVROLET S10	4.3L V6 262 CID
	1988	CHEVROLET S10 BLAZER	4.3L V6 262 CID
	1988	GMC G3500	7.4L V8 7440 cc 454 CID
	1988	GMC P2500	5.7L V8 5735cc 350 CID
	1988	GMC S15 JIMMY	2.8L V6 173 CID
	1988	GMC S15 JIMMY	4.3L V6 262 CID
	1988	OLDSMOBILE CUTLASS CIERA	2.5L L4 2474cc 151 CID
	1988	OLDSMOBILE CUTLASS CRUISER	2.5L L4 2474cc 151 CID
	1988	PONTIAC 6000	2.5L L4 2474cc 151 CID
	1988	PONTIAC FIERO	2.5L L4 2474cc 151 CID
	1988	PONTIAC FIREBIRD	5.0L V8 305 CID
	1988	PONTIAC FIREBIRD	5.0L V8 305 CID
	1989-1990	CHEVROLET CAPRICE	5.0L V8 305 CID
	1989-1990	CHEVROLET CAPRICE	5.7L V8 5735cc 350 CID
	1989-1990	CHEVROLET S10	4.3L V6 262 CID
	1989-1990	GMC G3500	7.4L V8 7440 cc 454 CID
	1989-1990	GMC S15	2.5L L4 2474cc 151 CID
	1989-1990	GMC S15	2.8L V6 173 CID
	1989-1991	CHEVROLET R1500 SUBURBAN	5.7L V8 5735cc 350 CID
	1989-1991	CHEVROLET R2500 SUBURBAN	5.7L V8 5735cc 350 CID
	1989-1991	CHEVROLET R2500 SUBURBAN	7.4L V8 7440 cc 454 CID
	1989-1991	CHEVROLET V1500 SUBURBAN	5.7L V8 5735cc 350 CID
	1989-1991	GMC G3500	4.3L V6 262 CID
	1989-1991	GMC G3500	5.7L V8 5735cc 350 CID
	1989-1993	CHEVROLET G30	7.4L V8 7440 cc 454 CID
	1989-1995	CHEVROLET G30	4.3L V6 262 CID
	1989-1995	CHEVROLET G30	5.7L V8 5735cc 350 CID
	1989	CHEVROLET C1500	4.3L V6 262 CID
	1989	CHEVROLET C1500	5.0L V8 305 CID
	1989	CHEVROLET C1500	5.7L V8 5735cc 350 CID
	1989	CHEVROLET C3500	7.4L V8 7440 cc 454 CID
	1989	CHEVROLET CAPRICE	4.3L V6 262 CID
	1989	CHEVROLET K3500	7.4L V8 7440 cc 454 CID
	1989	CHEVROLET R2500	7.4L V8 7440 cc 454 CID
	1989	CHEVROLET R3500	5.7L V8 5735cc 350 CID
	1989	CHEVROLET R3500	7.4L V8 7440 cc 454 CID
	1989	CHEVROLET S10	2.8L V6 173 CID
	1989	CHEVROLET S10 BLAZER	4.3L V6 262 CID
	1989	CHEVROLET V3500	5.7L V8 5735cc 350 CID
	1989	CHEVROLET V3500	7.4L V8 7440 cc 454 CID
	1989	GMC P2500	5.7L V8 5735cc 350 CID
	1989	GMC R2500	5.7L V8 5735cc 350 CID
	1989	GMC R2500	7.4L V8 7440 cc 454 CID
	1989	GMC S15 JIMMY	4.3L V6 262 CID
	1989	PONTIAC FIREBIRD	5.0L V8 305 CID
	1990-1991	CHEVROLET R3500	5.7L V8 5735cc 350 CID
	1990-1991	CHEVROLET R3500	7.4L V8 7440 cc 454 CID
	1990-1991	CHEVROLET V2500 SUBURBAN	5.7L V8 5735cc 350 CID
	1990-1991	CHEVROLET V3500	5.7L V8 5735cc 350 CID
	1990-1991	CHEVROLET V3500	7.4L V8 7440 cc 454 CID
	1990-1991	GMC R3500	5.7L V8 5735cc 350 CID

USMW	Years	Application	Engine
	1990-1991	GMC R3500	7.4L V8 7440 cc 454 CID
	1990-1991	GMC SAFARI	4.3L V6 262 CID
	1990-1991	GMC V1500 SUBURBAN	5.7L V8 5735cc 350 CID
	1990-1991	GMC V2500 SUBURBAN	5.7L V8 5735cc 350 CID
	1990-1991	GMC V3500	5.7L V8 5735cc 350 CID
	1990-1991	GMC V3500	7.4L V8 7440 cc 454 CID
	1990-1992	PONTIAC FIREBIRD	5.0L V8 305 CID
	1990-1994	OLDSMOBILE SILHOUETTE	3.1L V6 189 CID
	1990-1995	CHEVROLET LUMINA APV	3.1L V6 189 CID
	1990-1995	PONTIAC TRANS SPORT	3.1L V6 189 CID
	1990	CHEVROLET CAMARO	5.0L V8 305 CID
	1990	CHEVROLET S10	2.5L L4 2474cc 151 CID
	1990	CHEVROLET S10	2.8L V6 173 CID
	1990	CHEVROLET S10 BLAZER	4.3L V6 262 CID
	1991-1993	CHEVROLET C3500	7.4L V8 7440 cc 454 CID
	1991-1993	CHEVROLET K3500	7.4L V8 7440 cc 454 CID
	1991	CHEVROLET C3500	5.7L V8 5735cc 350 CID
	1991	CHEVROLET CAMARO	5.0L V8 305 CID
	1991	CHEVROLET K3500	5.7L V8 5735cc 350 CID
	1991	CHEVROLET LLV	2.5L L4 2474cc 151 CID
	1991	CHEVROLET S10	2.5L L4 2474cc 151 CID
	1991	CHEVROLET S10	2.8L V6 173 CID
	1991	CHEVROLET S10	4.3L V6 262 CID
	1991	CHEVROLET S10 BLAZER	4.3L V6 262 CID
	1991	GMC G3500	7.4L V8 7440 cc 454 CID
	1991	GMC JIMMY	5.7L V8 5735cc 350 CID
	1991	GMC K2500	7.4L V8 7440 cc 454 CID
	1991	GMC S15 JIMMY	4.3L V6 262 CID
	1991	GMC SONOMA	2.5L L4 2474cc 151 CID
	1991	GMC SONOMA	2.5L L4 2474cc 151 CID
	1991	GMC SONOMA	2.8L V6 173 CID
	1991	GMC SONOMA	4.3L V6 262 CID
	1991	OLDSMOBILE BRAVADA	4.3L V6 262 CID
	1992-1993	CHEVROLET BLAZER	5.7L V8 5735cc 350 CID
	1992-1993	CHEVROLET C1500	4.3L V6 262 CID
	1992-1993	CHEVROLET C1500	5.0L V8 305 CID
	1992-1993	CHEVROLET C1500	5.7L V8 5735cc 350 CID
	1992-1993	CHEVROLET C1500	7.4L V8 7440 cc 454 CID
	1992-1993	CHEVROLET C2500	4.3L V6 262 CID
	1992-1993	CHEVROLET C2500	5.7L V8 5735cc 350 CID
	1992-1993	CHEVROLET C2500 SUBURBAN	5.7L V8 5735cc 350 CID
	1992-1993	CHEVROLET C2500 SUBURBAN	7.4L V8 7440 cc 454 CID
	1992-1993	CHEVROLET C3500	5.7L V8 5735cc 350 CID
	1992-1993	CHEVROLET K1500	4.3L V6 262 CID
	1992-1993	CHEVROLET K1500	5.0L V8 305 CID
	1992-1993	CHEVROLET K1500	5.7L V8 5735cc 350 CID
	1992-1993	CHEVROLET K2500	4.3L V6 262 CID
	1992-1993	CHEVROLET K2500	5.0L V8 305 CID
	1992-1993	CHEVROLET K2500	5.7L V8 5735cc 350 CID
	1992-1993	CHEVROLET K2500	7.4L V8 7440 cc 454 CID
	1992-1993	CHEVROLET K2500 SUBURBAN	5.7L V8 5735cc 350 CID
	1992-1993	CHEVROLET K2500 SUBURBAN	7.4L V8 7440 cc 454 CID
	1992-1993	CHEVROLET K3500	5.7L V8 5735cc 350 CID
	1992-1993	CHEVROLET S10	2.5L L4 2474cc 151 CID
	1992-1993	CHEVROLET S10	2.8L V6 173 CID
	1992-1993	CHEVROLET S10	4.3L V6 262 CID
	1992-1993	GMC C2500	7.4L V8 7440 cc 454 CID
	1992-1993	GMC C2500 SUBURBAN	5.7L V8 5735cc 350 CID
	1992-1993	GMC C2500 SUBURBAN	7.4L V8 7440 cc 454 CID
	1992-1993	GMC C3500	7.4L V8 7440 cc 454 CID
	1992-1993	GMC G3500	7.4L V8 7440 cc 454 CID
	1992-1993	GMC K2500	7.4L V8 7440 cc 454 CID
	1992-1993	GMC K2500 SUBURBAN	7.4L V8 7440 cc 454 CID
	1992-1993	GMC K3500	7.4L V8 7440 cc 454 CID
	1992-1993	GMC YUKON	5.7L V8 5735cc 350 CID
	1992-1994	CHEVROLET ASTRO	4.3L V6 262 CID
	1992-1994	CHEVROLET C1500 SUBURBAN	5.7L V8 5735cc 350 CID
	1992-1994	CHEVROLET C3500 (MEX)	5.7L V8 5700cc 348 CID
	1992-1994	CHEVROLET K1500 SUBURBAN	5.7L V8 5735cc 350 CID

USMW	Years	Application	Engine
USEP3902	1992-1994	CHEVROLET S10 BLAZER	4.3L V6 262 CID
	1992-1994	GMC C1500 SUBURBAN	5.7L V8 5735cc 350 CID
	1992-1994	GMC JIMMY	4.3L V6 262 CID
	1992-1994	GMC K1500 SUBURBAN	5.7L V8 5735cc 350 CID
	1992-1994	GMC SAFARI	4.3L V6 262 CID
	1992-1995	GMC G3500	4.3L V6 262 CID
	1992-1995	GMC G3500	5.7L V8 5735cc 350 CID
	1992-1997	CHEVROLET C25 P/U 2WD (MEX)	5.7L V8 5700cc 348 CID
	1992	CADILLAC BROUGHAM	5.0L V8 305 CID
	1992	CADILLAC COMMERCIAL CHASSIS	5.7L V8 5735cc 350 CID
	1992	CHEVROLET C2500	5.0L V8 305 CID
	1992	CHEVROLET C2500	7.4L V8 7440 cc 454 CID
	1992	CHEVROLET CAMARO	5.0L V8 305 CID
	1992	GMC K2500 SUBURBAN	5.7L V8 5735cc 350 CID
	1992	GMC SONOMA	2.5L L4 2474cc 151 CID
	1992	GMC SONOMA	2.8L V6 173 CID
	1992	OLDSMOBILE BRAVADA	4.3L V6 262 CID
	1993	CHEVROLET C2500	5.7L V8 5735cc 350 CID
	1993	CHEVROLET C2500	7.4L V8 7440 cc 454 CID
	1993	GMC K1500	4.3L V6 262 CID
	1993	GMC K1500	5.0L V8 305 CID
	1993	GMC K1500	5.7L V8 5735cc 350 CID
	1993	GMC SAFARI	4.3L V6 262 CID
	1993	GMC SONOMA	2.5L L4 2474cc 151 CID
	1993	GMC SONOMA	2.8L V6 173 CID
	1993	GMC SONOMA	4.3L V6 262 CID
	1994-1995	CHEVROLET C1500	4.3L V6 262 CID
	1994-1995	CHEVROLET C1500	5.0L V8 305 CID
	1994-1995	CHEVROLET C1500	5.7L V8 5735cc 350 CID
	1994-1995	CHEVROLET C2500	4.3L V6 262 CID
	1994-1995	CHEVROLET C2500	5.0L V8 305 CID
	1994-1995	CHEVROLET C2500	5.7L V8 5735cc 350 CID
	1994-1995	CHEVROLET C2500 SUBURBAN	5.7L V8 5735cc 350 CID
	1994-1995	CHEVROLET C3500	5.7L V8 5735cc 350 CID
	1994-1995	CHEVROLET G10	4.3L V6 262 CID
	1994-1995	CHEVROLET G10	5.0L V8 305 CID
	1994-1995	CHEVROLET JOY (MEX)	1.4L L4 1400cc 85 CID
	1994-1995	CHEVROLET K1500	4.3L V6 262 CID
	1994-1995	CHEVROLET K1500	5.0L V8 305 CID
	1994-1995	CHEVROLET K1500	5.7L V8 5735cc 350 CID
	1994-1995	CHEVROLET K2500	4.3L V6 262 CID
	1994-1995	CHEVROLET K2500	5.0L V8 305 CID
	1994-1995	CHEVROLET K2500	5.7L V8 5735cc 350 CID
	1994-1995	CHEVROLET K2500 SUBURBAN	5.7L V8 5735cc 350 CID
	1994-1995	CHEVROLET K3500	5.7L V8 5735cc 350 CID
	1994-1995	CHEVROLET SWING (MEX)	1.4L L4 1400cc 85 CID
	1994-1995	GMC C2500	4.3L V6 262 CID
	1994-1995	GMC C2500 SUBURBAN	5.7L V8 5735cc 350 CID
	1994-1995	GMC G1500	4.3L V6 262 CID
	1994-1995	GMC K2500	4.3L V6 262 CID
	1994-1995	GMC K2500	5.0L V8 305 CID
	1994-1995	GMC K2500	5.7L V8 5735cc 350 CID
	1994-1995	GMC K2500 SUBURBAN	5.7L V8 5735cc 350 CID
	1994	CHEVROLET BLAZER	5.7L V8 5735cc 350 CID
	1994	CHEVROLET CHEVY	1.4L L4 1389cc 85 CID
1994	CHEVROLET S10	4.3L V6 262 CID	
1994	GMC C1500	4.3L V6 262 CID	
1994	GMC C1500	5.0L V8 305 CID	
1994	GMC C1500	5.7L V8 5735cc 350 CID	
1994	GMC C2500	5.0L V8 305 CID	
1994	GMC C2500	5.7L V8 5735cc 350 CID	
1994	GMC C3500	5.7L V8 5735cc 350 CID	
1994	GMC G3500	5.7L V8 5735cc 350 CID	
1994	GMC K1500	4.3L V6 262 CID	
1994	GMC K1500	5.0L V8 305 CID	
1994	GMC K1500	5.7L V8 5735cc 350 CID	
1994	GMC K3500	5.7L V8 5735cc 350 CID	
1994	GMC SONOMA	4.3L V6 262 CID	
1994	GMC YUKON	5.7L V8 5735cc 350 CID	

USMW	Years	Application	Engine
	1995-1997	CHEVROLET SILVERADO (MEX)	5.7L V8 5700cc 348 CID
	1995	CHEVROLET C1500 SUBURBAN	5.7L V8 5735cc 350 CID
	1995	CHEVROLET CHEVY	1.4L L4 1400cc 85 CID
	1995	CHEVROLET G20	5.7L V8 5735cc 350 CID
	1995	CHEVROLET K1500 SUBURBAN	5.7L V8 5735cc 350 CID
	1995	CHEVROLET R25	5.7L V8 5735cc 350 CID
	1995	CHEVROLET S10	4.3L V6 262 CID
	1995	CHEVROLET SILVERADO	5.7L V8 5735cc 350 CID
	1995	GMC C1500	4.3L V6 262 CID
	1995	GMC C1500	5.0L V8 305 CID
	1995	GMC C1500	5.7L V8 5735cc 350 CID
	1995	GMC C2500	5.0L V8 305 CID
	1995	GMC C2500	5.7L V8 5735cc 350 CID
	1995	GMC C3500	5.7L V8 5735cc 350 CID
	1995	GMC K1500	4.3L V6 262 CID
	1995	GMC K1500	5.0L V8 305 CID
	1995	GMC K1500	5.7L V8 5735cc 350 CID
	1995	GMC K1500 SUBURBAN	5.7L V8 5735cc 350 CID
	1995	GMC K3500	5.7L V8 5735cc 350 CID
	1995	GMC SONOMA	4.3L V6 262 CID
	1996-1997	CHEVROLET BOSS TRUCK (MEX)	5.7L V8 5700cc 348 CID
	1996-1999	CHEVROLET JOY (MEX)	1.6L L4 1600cc 98 CID
	1996-2003	CHEVROLET SWING (MEX)	1.6L L4 1600cc 98 CID
	1996	CHEVROLET CHEVY	1.6L L4 1600cc 98 CID
	1997-1999	CHEVROLET MONZA (MEX)	1.6L L4 1600cc 98 CID
	1997	CHEVROLET CHEVY	1.6L L4 1600cc 98 CID
	1997	CHEVROLET R25	5.7L V8 5735cc 350 CID
	1998-2001	CHEVROLET POP (MEX)	1.4L L4 1400cc 85 CID
	1998	CHEVROLET C2500 P/U 2WD (MEX)	5.7L V8 5700cc 348 CID
	1998	CHEVROLET CHEVY	1.6L L4 1597cc 97 CID
	2002	CHEVROLET POP (MEX)	1.6L L4 1600cc 98 CID
	USEP3903	1986	CHEVROLET CAMARO
1986		PONTIAC FIREBIRD	5.0L V8 305 CID
USEP3904	1990-1991	CHEVROLET CORVETTE	5.7L V8 5735cc 350 CID
	1992-1994	CHEVROLET CORVETTE	5.7L V8 5735cc 350 CID
	1995	CHEVROLET CORVETTE	5.7L V8 5735cc 350 CID
USEP3905M	1991-1992	SATURN SC	1.9L L4 116 CID
	1991-1996	SATURN SL1	1.9L L4 116 CID
	1991-1996	SATURN SL2	1.9L L4 116 CID
	1993-1996	SATURN SC1	1.9L L4 116 CID
	1993-1996	SATURN SC2	1.9L L4 116 CID
	1993-1996	SATURN SW1	1.9L L4 116 CID
	1993-1996	SATURN SW2	1.9L L4 116 CID
	USEP3907	1993-1995	CHEVROLET CAMARO
1993-1995		PONTIAC FIREBIRD	3.4L V6 207 CID
1995		CHEVROLET CAMARO	3.8L V6 3800cc 231 CID
1995		PONTIAC FIREBIRD	3.8L V6 3800cc 231 CID
1997		CHEVROLET CAMARO	3.8L V6 3800cc 231 CID
USEP3908	1993-1994	CHEVROLET CAMARO	5.7L V8 5735cc 350 CID
	1993	PONTIAC FIREBIRD	5.7L V8 5735cc 350 CID
	1994-1995	CHEVROLET FIREBIRD TRANS AM (MEX)	5.7L V8 5737cc 350 CID
	1994-1995	PONTIAC FIREBIRD	5.7L V8 5735cc 350 CID
	1994	PONTIAC FIREBIRD	5.7L V8 5735cc 350 CID
	1995	CHEVROLET CAMARO	5.7L V8 5735cc 350 CID
	1995	PONTIAC FIREBIRD	5.7L V8 5735cc 350 CID
	USEP3910	1991-1992	SATURN SC
1991-1996		SATURN SL1	1.9L L4 116 CID
1991-1996		SATURN SL2	1.9L L4 116 CID
1993-1996		SATURN SC1	1.9L L4 116 CID
1993-1996		SATURN SC2	1.9L L4 116 CID
1993-1996		SATURN SW1	1.9L L4 116 CID
1993-1996		SATURN SW2	1.9L L4 116 CID
USEP3912M	1995-1996	OLDSMOBILE AURORA	4.0L V8 244 CID
	1995	BUICK RIVIERA	3.8L V6 3800cc 231 CID
	1995	BUICK RIVIERA	3.8L V6 3800cc 231 CID
	1996	BUICK RIVIERA	3.8L V6 3800cc 231 CID
USEP3913M	1994	CADILLAC DEVILLE	4.6L V8 4601cc 281 CID
	1994	CADILLAC DEVILLE	4.9L V8 300 CID
	1994	CADILLAC ELDORADO	4.6L V8 4601cc 281 CID

USMW	Years	Application	Engine	
USEP3913M	1994	CADILLAC SEVILLE	4.6L V8 4601cc 281 CID	
	1995-1996	CADILLAC ELDORADO	4.6L V8 4601cc 281 CID	
	1995-1996	CADILLAC SEVILLE	4.6L V8 4601cc 281 CID	
	1995	CADILLAC DEVILLE	4.6L V8 4601cc 281 CID	
	1995	CADILLAC DEVILLE	4.9L V8 300 CID	
	1996	CADILLAC DEVILLE	4.6L V8 4601cc 281 CID	
USEP3914M	1995	CHEVROLET CAVALIER	2.2L L4 2190cc 134 CID	
	1995	CHEVROLET CAVALIER	2.3L L4 138 CID	
	1995	PONTIAC SUNFIRE	2.2L L4 2190cc 134 CID	
	1995	PONTIAC SUNFIRE	2.3L L4 138 CID	
USEP3916M	1993	CADILLAC ALLANTE	4.6L V8 4601cc 281 CID	
USEP3917M	1992	BUICK SKYLARK	2.3L L4 138 CID	
	1992	BUICK SKYLARK	3.3L V6 204 CID	
	1992	CHEVROLET CAVALIER	2.2L L4 2190cc 134 CID	
	1992	CHEVROLET CAVALIER	3.1L V6 189 CID	
	1992	OLDSMOBILE ACHIEVA	2.3L L4 138 CID	
	1992	OLDSMOBILE ACHIEVA	2.3L L4 140 CID	
	1992	OLDSMOBILE ACHIEVA	3.3L V6 204 CID	
	1992	PONTIAC GRAND AM	2.3L L4 138 CID	
	1992	PONTIAC GRAND AM	2.3L L4 140 CID	
	1992	PONTIAC GRAND AM	3.3L V6 204 CID	
	1992	PONTIAC SUNBIRD	2.0L L4 122 CID	
	1992	PONTIAC SUNBIRD	3.1L V6 189 CID	
	USEP3918M	1993-1994	BUICK SKYLARK	2.3L L4 138 CID
1993-1994		CHEVROLET CAVALIER	2.2L L4 2190cc 134 CID	
1993-1994		CHEVROLET CAVALIER	3.1L V6 189 CID	
1993-1994		OLDSMOBILE ACHIEVA	2.3L L4 138 CID	
1993-1994		PONTIAC GRAND AM	2.3L L4 140 CID	
1993-1994		PONTIAC SUNBIRD	3.1L V6 189 CID	
1993-1995		CHEVROLET BERETTA	2.2L L4 2190cc 134 CID	
1993-1995		CHEVROLET CORSICA	2.2L L4 2190cc 134 CID	
1993		BUICK SKYLARK	3.3L V6 204 CID	
1993		CHEVROLET BERETTA	2.2L L4 2190cc 134 CID	
1993		CHEVROLET BERETTA	2.3L L4 140 CID	
1993		CHEVROLET BERETTA	3.1L V6 189 CID	
1993		CHEVROLET CORSICA	3.1L V6 189 CID	
1993		OLDSMOBILE ACHIEVA	2.3L L4 140 CID	
1993		OLDSMOBILE ACHIEVA	3.3L V6 204 CID	
1993		PONTIAC GRAND AM	2.3L L4 138 CID	
1993		PONTIAC GRAND AM	3.3L V6 204 CID	
1993		PONTIAC SUNBIRD	2.0L L4 122 CID	
1993		PONTIAC SUNBIRD	3.1L V6 189 CID	
1994-1995		BUICK SKYLARK	3.1L V6 189 CID	
1994-1995		CHEVROLET BERETTA	3.1L V6 189 CID	
1994-1995		CHEVROLET CORSICA	3.1L V6 189 CID	
1994-1995		OLDSMOBILE ACHIEVA	3.1L V6 189 CID	
1994-1995		PONTIAC GRAND AM	3.1L V6 189 CID	
1994		CHEVROLET BERETTA	2.3L L4 140 CID	
1994		OLDSMOBILE ACHIEVA	2.3L L4 138 CID	
1994		OLDSMOBILE ACHIEVA	2.3L L4 140 CID	
1994		OLDSMOBILE ACHIEVA	3.1L V6 189 CID	
1994		PONTIAC GRAND AM	2.3L L4 138 CID	
1994		PONTIAC SUNBIRD	2.0L L4 122 CID	
1994		PONTIAC SUNBIRD	3.1L V6 189 CID	
1995		BUICK SKYLARK	2.3L L4 138 CID	
1995		OLDSMOBILE ACHIEVA	2.3L L4 138 CID	
1995		PONTIAC GRAND AM	2.3L L4 138 CID	
USEP3919		1996	CHEVROLET CAVALIER	2.4L L4 2392cc 146 CID
		2000	CHEVROLET GRAND AM (MEX)	3.1L V6 3100cc
		2000	CHEVROLET GRAND AM (MEX)	3.8L V6 3800cc 231 CID
		2001-2002	CHEVROLET SONORA (MEX)	5.7L V8 5737cc 350 CID
		2001-2007	CHEVROLET SILVERADO 3500 2WD (MEX)	5.7L V8 5737cc 350 CID
		2002	CHEVROLET SUBURBAN 1500	5.7L V8 5735cc 350 CID
		2002	CHEVROLET SUBURBAN 1500 2WD (MEX)	5.7L V8 5735cc 350 CID
		2003	CHEVROLET SONORA (MEX)	4.3L V6 4300cc 262 CID
	2003	CHEVROLET SONORA (MEX)	6.0L V8 6000cc 366 CID	
	USEP3919M	1996-1997	BUICK SKYLARK	2.4L L4 2392cc 146 CID
		1996-1997	BUICK SKYLARK	3.1L V6 189 CID
1996-1997		PONTIAC SUNFIRE	2.2L L4 2190cc 134 CID	

USMW	Years	Application	Engine	
	1996-1997	PONTIAC SUNFIRE	2.4L L4 2392cc 146 CID	
	1996-1998	CHEVROLET CAVALIER	2.4L L4 2392cc 146 CID	
	1996-1998	PONTIAC GRAND AM	2.4L L4 2392cc 146 CID	
	1996-1998	PONTIAC GRAND AM	3.1L V6 189 CID	
	1996	BUICK SKYLARK	2.4L L4 2392cc 146 CID	
	1996	BUICK SKYLARK	3.1L V6 189 CID	
	1996	CHEVROLET CAVALIER	2.2L L4 2190cc 134 CID	
	1996	CHEVROLET CAVALIER	2.4L L4 2392cc 146 CID	
	1996	OLDSMOBILE ACHIEVA	2.4L L4 2392cc 146 CID	
	1996	OLDSMOBILE ACHIEVA	3.1L V6 189 CID	
	1997-1998	CHEVROLET CAVALIER	2.2L L4 2190cc 134 CID	
	1997-1998	OLDSMOBILE ACHIEVA	2.4L L4 2392cc 146 CID	
	1997-1998	OLDSMOBILE ACHIEVA	3.1L V6 189 CID	
	1997	BUICK SKYLARK	2.4L L4 2392cc 146 CID	
	1997	BUICK SKYLARK	3.1L V6 189 CID	
	1997	PONTIAC SUNFIRE	2.4L L4 2392cc 146 CID	
	1998	BUICK SKYLARK	3.1L V6 189 CID	
	1998	PONTIAC SUNFIRE	2.2L L4 2190cc 134 CID	
	1998	PONTIAC SUNFIRE	2.4L L4 2392cc 146 CID	
	1999	CHEVROLET GRAND AM (MEX)	3.1L V6 3100cc	
USEP3920M	1996	CHEVROLET S10	4.3L V6 262 CID	
	1996	GMC SONOMA	4.3L V6 262 CID	
USEP3921M	1996	CHEVROLET BERETTA	2.2L L4 2190cc 134 CID	
	1996	CHEVROLET BERETTA	3.1L V6 189 CID	
	1996	CHEVROLET CORSICA	2.2L L4 2190cc 134 CID	
	1996	CHEVROLET CORSICA	3.1L V6 189 CID	
USEP3922M	1996	BUICK RIVIERA	3.8L V6 3800cc 231 CID	
USEP3923M	1996	CHEVROLET S10	2.2L L4 2190cc 134 CID	
	1996	GMC SONOMA	2.2L L4 2190cc 134 CID	
	1996	ISUZU HOMBRE	2.2L L4 2180cc 133 CID	
USEP3924M	1996-1997	CHEVROLET FIREBIRD TRANS AM (MEX)	5.7L V8 5737cc 350 CID	
	1996-1997	PONTIAC FIREBIRD	5.7L V8 5735cc 350 CID	
USEP3925M	1996	OLDSMOBILE BRAVADA	4.3L V6 262 CID	
USEP3927M	1996	CHEVROLET EXPRESS 1500	4.3L V6 262 CID	
	1996	CHEVROLET EXPRESS 1500	5.0L V8 305 CID	
	1996	CHEVROLET EXPRESS 1500	5.7L V8 5735cc 350 CID	
	1996	CHEVROLET EXPRESS 2500	4.3L V6 262 CID	
	1996	CHEVROLET EXPRESS 2500	5.0L V8 305 CID	
	1996	CHEVROLET EXPRESS 2500	5.7L V8 5735cc 350 CID	
	1996	CHEVROLET EXPRESS 3500	5.7L V8 5735cc 350 CID	
	1996	CHEVROLET EXPRESS 3500	7.4L V8 7440 cc 454 CID	
	1996	GMC SAVANA 1500	4.3L V6 262 CID	
	1996	GMC SAVANA 1500	5.0L V8 305 CID	
	1996	GMC SAVANA 1500	5.7L V8 5735cc 350 CID	
	1996	GMC SAVANA 2500	4.3L V6 262 CID	
	1996	GMC SAVANA 2500	5.0L V8 305 CID	
	1996	GMC SAVANA 2500	5.7L V8 5735cc 350 CID	
	1996	GMC SAVANA 3500	5.7L V8 5735cc 350 CID	
USEP3928M	1996	CHEVROLET EXPRESS 1500	5.7L V8 5735cc 350 CID	
	1996	CHEVROLET EXPRESS 2500	5.7L V8 5735cc 350 CID	
	1996	CHEVROLET EXPRESS 3500	5.7L V8 5735cc 350 CID	
	1996	CHEVROLET EXPRESS 3500	7.4L V8 7440 cc 454 CID	
	1996	GMC SAVANA 1500	5.7L V8 5735cc 350 CID	
	1996	GMC SAVANA 2500	5.7L V8 5735cc 350 CID	
	1996	GMC SAVANA 3500	5.7L V8 5735cc 350 CID	
	1996	GMC SAVANA 3500	7.4L V8 7440 cc 454 CID	
	USEP3929M	1996	CHEVROLET BLAZER	4.3L V6 262 CID
		1996	CHEVROLET BLAZER	4.3L V6 262 CID
1996		GMC JIMMY	4.3L V6 262 CID	
USEP3930M		1995	CHEVROLET TAHOE	5.7L V8 5735cc 350 CID
	1995	GMC YUKON	5.7L V8 5735cc 350 CID	
USEP3933	1997	CHEVROLET TAHOE	5.7L V8 5735cc 350 CID	
	1997	GMC YUKON	5.7L V8 5735cc 350 CID	
USEP3935M	1997	CADILLAC DEVILLE	4.6L V8 4601cc 281 CID	
	1997	CADILLAC ELDORADO	4.6L V8 4601cc 281 CID	
	1997	CADILLAC SEVILLE	4.6L V8 4601cc 281 CID	
USEP3936M	1997	OLDSMOBILE AURORA	4.0L V8 244 CID	
USEP3938M	1997	BUICK PARK AVENUE	3.8L V6 3800cc 231 CID	

USMW	Years	Application	Engine
USEP3938M	1997	BUICK RIVIERA	3.8L V6 3800cc 231 CID
USEP3939M	1997	PONTIAC GRAND PRIX	3.8L V6 3800cc 231 CID
USEP3940M	1997-1999	CHEVROLET ASTRO	4.3L V6 262 CID
	1997-1999	GMC SAFARI	4.3L V6 262 CID
USEP3941M	1997-1998	CHEVROLET LUMINA	3.1L V6 189 CID
	1997-1998	CHEVROLET MONTE CARLO	3.1L V6 189 CID
	1997	CHEVROLET LUMINA	3.1L V6 189 CID
	1999	CHEVROLET LUMINA	3.1L V6 189 CID
	1999	CHEVROLET LUMINA	3.8L V6 3800cc 231 CID
	1999	CHEVROLET MONTE CARLO	3.1L V6 189 CID
	1999	CHEVROLET MONTE CARLO	3.8L V6 3800cc 231 CID
USEP3942M	1997	CHEVROLET LUMINA	3.4L V6 207 CID
	1997	CHEVROLET MONTE CARLO	3.4L V6 207 CID
USEP3943M	1997-1999	GMC SONOMA	2.2L L4 2190cc 134 CID
	1997-2000	CHEVROLET S10	2.2L L4 2190cc 134 CID
	1997-2000	ISUZU HOMBRE	2.2L L4 2180cc 133 CID
	1997-2005	CHEVROLET LUV (MEX)	2.2L L4 2190cc 134 CID
	1998-2005	CHEVROLET LUV	2.2L L4 2200cc 134 CID
	2000	GMC SONOMA	2.2L L4 2190cc 134 CID
USEP3944M	1997	SATURN SC1	1.9L L4 116 CID
	1997	SATURN SC2	1.9L L4 116 CID
	1997	SATURN SL1	1.9L L4 116 CID
	1997	SATURN SL2	1.9L L4 116 CID
	1997	SATURN SW1	1.9L L4 116 CID
	1997	SATURN SW2	1.9L L4 116 CID
USEP3945M	1997	CHEVROLET MALIBU	2.4L L4 2392cc 146 CID
	1997	CHEVROLET MALIBU	3.1L V6 189 CID
	1997	CHEVROLET MALIBU	3.1L V6 3136cc 191 CID
	1997	OLDSMOBILE CUTLASS	3.1L V6 189 CID
USEP3947	1997	GMC C1500	4.3L V6 262 CID
USEP3947M	1997-1998	CHEVROLET C1500	4.3L V6 262 CID
	1997-1998	CHEVROLET K1500	4.3L V6 262 CID
	1997-1998	GMC K1500	4.3L V6 262 CID
	1997	GMC C1500	4.3L V6 262 CID
	1998-1999	CHEVROLET C2500	5.7L V8 5735cc 350 CID
	1998-1999	CHEVROLET C2500	7.4L V8 7440 cc 454 CID
	1998-1999	CHEVROLET C3500	5.7L V8 5735cc 350 CID
	1998-1999	CHEVROLET C3500	7.4L V8 7440 cc 454 CID
	1998-1999	CHEVROLET K2500	5.7L V8 5735cc 350 CID
	1998-1999	CHEVROLET K2500	7.4L V8 7440 cc 454 CID
	1998-1999	CHEVROLET K3500	5.7L V8 5735cc 350 CID
	1998-1999	CHEVROLET K3500	7.4L V8 7440 cc 454 CID
	1998-1999	GMC C1500	5.0L V8 305 CID
	1998-1999	GMC C1500	5.7L V8 5735cc 350 CID
	1998-1999	GMC C2500	5.7L V8 5735cc 350 CID
	1998-1999	GMC C2500	7.4L V8 7440 cc 454 CID
	1998-1999	GMC C3500	5.7L V8 5735cc 350 CID
	1998-1999	GMC K2500	5.7L V8 5735cc 350 CID
	1998-1999	GMC K2500	7.4L V8 7440 cc 454 CID
	1998-1999	GMC K3500	5.7L V8 5735cc 350 CID
	1998-1999	GMC K3500	7.4L V8 7440 cc 454 CID
	1998	CHEVROLET C1500	5.0L V8 305 CID
	1998	CHEVROLET C1500	5.7L V8 5735cc 350 CID
	1998	CHEVROLET C2500	5.0L V8 305 CID
	1998	CHEVROLET K1500	5.0L V8 305 CID
	1998	CHEVROLET K1500	5.7L V8 5735cc 350 CID
	1998	CHEVROLET K2500	5.0L V8 305 CID
	1998	GMC C1500	4.3L V6 262 CID
	1998	GMC C2500	5.0L V8 305 CID
	1998	GMC C3500	7.4L V8 7440 cc 454 CID
	1998	GMC K1500	5.0L V8 305 CID
	1998	GMC K1500	5.7L V8 5735cc 350 CID
	1998	GMC K2500	5.0L V8 305 CID
	1999	CHEVROLET C1500	5.0L V8 305 CID
	1999	CHEVROLET C1500	5.7L V8 5735cc 350 CID
	1999	CHEVROLET K1500	5.0L V8 305 CID
	1999	CHEVROLET K1500	5.7L V8 5735cc 350 CID
	1999	GMC C3500	7.4L V8 7440 cc 454 CID
	1999	GMC K1500	5.0L V8 305 CID

USMW	Years	Application	Engine
	1999	GMC K1500	5.7L V8 5735cc 350 CID
	2000	CHEVROLET C2500	5.7L V8 5735cc 350 CID
	2000	CHEVROLET C2500	7.4L V8 7440 cc 454 CID
	2000	CHEVROLET C3500	5.7L V8 5735cc 350 CID
	2000	CHEVROLET C3500	7.4L V8 7440 cc 454 CID
	2000	CHEVROLET K2500	5.7L V8 5735cc 350 CID
	2000	CHEVROLET K2500	7.4L V8 7440 cc 454 CID
	2000	CHEVROLET K3500	5.7L V8 5735cc 350 CID
	2000	CHEVROLET K3500	7.4L V8 7440 cc 454 CID
	2000	GMC C2500	5.7L V8 5735cc 350 CID
	2000	GMC C2500	7.4L V8 7440 cc 454 CID
	2000	GMC C3500	5.7L V8 5735cc 350 CID
	2000	GMC C3500	7.4L V8 7440 cc 454 CID
	2000	GMC K2500	5.7L V8 5735cc 350 CID
	2000	GMC K2500	7.4L V8 7440 cc 454 CID
	2000	GMC K3500	5.7L V8 5735cc 350 CID
	2000	GMC K3500	7.4L V8 7440 cc 454 CID
USEP3948M	1998	CHEVROLET LUMINA	3.8L V6 3800cc 231 CID
	1998	CHEVROLET MONTE CARLO	3.8L V6 3800cc 231 CID
USEP3949S	1998	CHEVROLET CAMARO	3.8L V6 3800cc 231 CID
	1998	PONTIAC FIREBIRD	3.8L V6 3800cc 231 CID
USEP3950M	1998-1999	CHEVROLET MALIBU	3.1L V6 3136cc 191 CID
	1998	CHEVROLET MALIBU	2.4L L4 2392cc 146 CID
	1998	CHEVROLET MALIBU	3.1L V6 189 CID
	1998	OLDSMOBILE CUTLASS	3.1L V6 189 CID
	1999	CHEVROLET CAVALIER	2.2L L4 2190cc 134 CID
	1999	CHEVROLET CAVALIER	2.4L L4 2392cc 146 CID
	1999	CHEVROLET GRAND AM (MEX)	3.4L V6 3400cc
	1999	CHEVROLET MALIBU	2.4L L4 2392cc 146 CID
	1999	CHEVROLET MALIBU	3.1L V6 189 CID
	1999	OLDSMOBILE ALERO	2.4L L4 2392cc 146 CID
	1999	OLDSMOBILE ALERO	3.4L V6 207 CID
	1999	OLDSMOBILE CUTLASS	3.1L V6 189 CID
	1999	PONTIAC GRAND AM	2.4L L4 2392cc 146 CID
	1999	PONTIAC GRAND AM	3.4L V6 207 CID
	1999	PONTIAC SUNFIRE	2.2L L4 2190cc 134 CID
	1999	PONTIAC SUNFIRE	2.4L L4 2392cc 146 CID
	2000	CHEVROLET CAVALIER	2.2L L4 2190cc 134 CID
	2000	CHEVROLET CAVALIER	2.4L L4 2392cc 146 CID
	2000	PONTIAC SUNFIRE	2.2L L4 2190cc 134 CID
	2000	PONTIAC SUNFIRE	2.4L L4 2392cc 146 CID
USEP3951M	1998-1999	SATURN SW1	1.9L L4 116 CID
	1998-2001	SATURN SW2	1.9L L4 116 CID
	1998-2002	SATURN SC1	1.9L L4 116 CID
	1998-2002	SATURN SC2	1.9L L4 116 CID
	1998-2002	SATURN SL1	1.9L L4 116 CID
	1998-2002	SATURN SL2	1.9L L4 116 CID
USEP3952M	1997-1999	CHEVROLET S10	4.3L V6 262 CID
	1997-1999	GMC SONOMA	4.3L V6 262 CID
	1997-1999	ISUZU HOMBRE	4.3L V6 4294cc
	2000-2001	GMC SONOMA	4.3L V6 262 CID
	2000	CHEVROLET S10	4.3L V6 262 CID
	2001	CHEVROLET S10	4.3L V6 262 CID
	2002	CHEVROLET S10	4.3L V6 262 CID
USEP3953M	1997-1998	CHEVROLET BLAZER	4.3L V6 262 CID
	1997	CHEVROLET BLAZER	4.3L V6 262 CID
	1997	GMC JIMMY	4.3L V6 262 CID
	1997	OLDSMOBILE BRAVADA	4.3L V6 262 CID
	1998	CHEVROLET BLAZER	4.3L V6 262 CID
	1998	GMC JIMMY	4.3L V6 262 CID
	1998	GMC JIMMY	4.3L V6 262 CID
	1998	GMC JIMMY	4.3L V6 262 CID
	1998	OLDSMOBILE BRAVADA	4.3L V6 262 CID
USEP3954M	1997-2002	CHEVROLET BLAZER	4.3L V6 262 CID
	1997	GMC JIMMY	4.3L V6 262 CID
	1998-2002	GMC JIMMY	4.3L V6 262 CID
USEP3956M	1998-1999	CHEVROLET K3500	7.4L V8 7440 cc 454 CID
	1998-1999	GMC K3500	7.4L V8 7440 cc 454 CID
	1998-2000	CHEVROLET C35	5.7L V8 5735cc 350 CID
	1999	GMC C3500	7.4L V8 7440 cc 454 CID

USMW	Years	Application	Engine
USEP3956M	2000	CHEVROLET C3500	5.7L V8 5735cc 350 CID
	2000	CHEVROLET C3500	7.4L V8 7440 cc 454 CID
	2000	CHEVROLET K3500	5.7L V8 5735cc 350 CID
	2000	CHEVROLET K3500	7.4L V8 7440 cc 454 CID
	2000	GMC C3500	5.7L V8 5735cc 350 CID
	2000	GMC C3500	7.4L V8 7440 cc 454 CID
	2000	GMC K3500	5.7L V8 5735cc 350 CID
	2000	GMC K3500	7.4L V8 7440 cc 454 CID
USEP3957M	1998-1999	CHEVROLET K3500	5.7L V8 5735cc 350 CID
	1998-1999	CHEVROLET K3500	7.4L V8 7440 cc 454 CID
	1998-1999	GMC K3500	5.7L V8 5735cc 350 CID
	1998-1999	GMC K3500	7.4L V8 7440 cc 454 CID
	1999	GMC C3500	7.4L V8 7440 cc 454 CID
	2000	CHEVROLET C3500	5.7L V8 5735cc 350 CID
	2000	CHEVROLET C3500	7.4L V8 7440 cc 454 CID
	2000	CHEVROLET K3500	5.7L V8 5735cc 350 CID
	2000	CHEVROLET K3500	7.4L V8 7440 cc 454 CID
	2000	GMC C3500	5.7L V8 5735cc 350 CID
	2000	GMC C3500	7.4L V8 7440 cc 454 CID
	2000	GMC K3500	5.7L V8 5735cc 350 CID
	2000	GMC K3500	7.4L V8 7440 cc 454 CID
	USEP3961	1998	CHEVROLET CAMARO
1998		PONTIAC FIREBIRD	5.7L V8 5735cc 350 CID
USEP3962M	1998-1999	CHEVROLET C2500	5.7L V8 5735cc 350 CID
	1998-1999	CHEVROLET C2500	7.4L V8 7440 cc 454 CID
	1998-1999	CHEVROLET C3500	5.7L V8 5735cc 350 CID
	1998-1999	CHEVROLET C3500	7.4L V8 7440 cc 454 CID
	1998-1999	CHEVROLET K2500	5.7L V8 5735cc 350 CID
	1998-1999	CHEVROLET K2500	7.4L V8 7440 cc 454 CID
	1998-1999	CHEVROLET K3500	5.7L V8 5735cc 350 CID
	1998-1999	CHEVROLET K3500	7.4L V8 7440 cc 454 CID
	1998-1999	GMC C2500	5.7L V8 5735cc 350 CID
	1998-1999	GMC C2500	7.4L V8 7440 cc 454 CID
	1998-1999	GMC C3500	5.7L V8 5735cc 350 CID
	1998-1999	GMC K2500	5.7L V8 5735cc 350 CID
	1998-1999	GMC K2500	7.4L V8 7440 cc 454 CID
	1998-1999	GMC K3500	5.7L V8 5735cc 350 CID
	1998-1999	GMC K3500	7.4L V8 7440 cc 454 CID
	1998	GMC C3500	7.4L V8 7440 cc 454 CID
	2000	CHEVROLET C2500	5.7L V8 5735cc 350 CID
	2000	CHEVROLET C2500	7.4L V8 7440 cc 454 CID
	2000	CHEVROLET C3500	5.7L V8 5735cc 350 CID
	2000	CHEVROLET C3500	7.4L V8 7440 cc 454 CID
	2000	CHEVROLET K2500	5.7L V8 5735cc 350 CID
	2000	CHEVROLET K2500	7.4L V8 7440 cc 454 CID
	2000	CHEVROLET K3500	5.7L V8 5735cc 350 CID
	2000	CHEVROLET K3500	7.4L V8 7440 cc 454 CID
	2000	GMC C2500	5.7L V8 5735cc 350 CID
	2000	GMC C2500	7.4L V8 7440 cc 454 CID
	2000	GMC C3500	5.7L V8 5735cc 350 CID
	2000	GMC C3500	7.4L V8 7440 cc 454 CID
	2000	GMC K2500	5.7L V8 5735cc 350 CID
	2000	GMC K2500	7.4L V8 7440 cc 454 CID
2000	GMC K3500	5.7L V8 5735cc 350 CID	
2000	GMC K3500	7.4L V8 7440 cc 454 CID	
2001	CHEVROLET SILVERADO 2500	5.7L V8 5735cc 350 CID	
USEP3963M	1998-1999	CHEVROLET TAHOE	5.7L V8 5735cc 350 CID
USEP3964	1997-2001	CADILLAC CATERA	3.0L V6 2962cc 181 CID
USEP3965M	1998-1999	CHEVROLET P30	5.7L V8 5735cc 350 CID
	1998-1999	GMC P3500	5.7L V8 5735cc 350 CID
USEP3966M	1997-1998	CHEVROLET EXPRESS 2500	4.3L V6 262 CID
	1997-1998	CHEVROLET EXPRESS 2500	5.0L V8 305 CID
	1997-1998	GMC SAVANA 2500	4.3L V6 262 CID
	1997-1998	GMC SAVANA 2500	5.0L V8 305 CID
	1997-2000	CHEVROLET EXPRESS 3500	7.4L V8 7440 cc 454 CID
	1997-2000	GMC SAVANA 3500	7.4L V8 7440 cc 454 CID
	1997-2002	CHEVROLET EXPRESS 3500	5.7L V8 5735cc 350 CID
	1997-2002	GMC SAVANA 3500	5.7L V8 5735cc 350 CID
1997	CHEVROLET EXPRESS 1500	4.3L V6 262 CID	

USMW	Years	Application	Engine	
	1997	CHEVROLET EXPRESS 1500	5.0L V8 305 CID	
	1997	CHEVROLET EXPRESS 1500	5.7L V8 5735cc 350 CID	
	1997	CHEVROLET EXPRESS 2500	5.7L V8 5735cc 350 CID	
	1997	CHEVROLET EXPRESS 3500	5.7L V8 5735cc 350 CID	
	1997	CHEVROLET EXPRESS 3500	7.4L V8 7440 cc 454 CID	
	1997	GMC SAVANA 1500	4.3L V6 262 CID	
	1997	GMC SAVANA 1500	5.0L V8 305 CID	
	1997	GMC SAVANA 1500	5.7L V8 5735cc 350 CID	
	1997	GMC SAVANA 2500	5.7L V8 5735cc 350 CID	
	1997	GMC SAVANA 3500	5.7L V8 5735cc 350 CID	
	1997	GMC SAVANA 3500	7.4L V8 7440 cc 454 CID	
	1998-1999	CHEVROLET EXPRESS 3500	5.7L V8 5735cc 350 CID	
	1998-1999	CHEVROLET EXPRESS 3500	5.7L V8 5735cc 350 CID	
	1998-1999	CHEVROLET EXPRESS 3500	7.4L V8 7440 cc 454 CID	
	1998-1999	CHEVROLET EXPRESS 3500	7.4L V8 7440 cc 454 CID	
	1998-1999	CHEVROLET EXPRESS 3500	5.7L V8 5735cc 350 CID	
	1998-1999	GMC SAVANA 3500	5.7L V8 5735cc 350 CID	
	1998-1999	GMC SAVANA 3500	7.4L V8 7440 cc 454 CID	
	1998-1999	GMC SAVANA 3500	7.4L V8 7440 cc 454 CID	
	1998-2000	GMC SAVANA 2500	5.7L V8 5735cc 350 CID	
	1998-2002	CHEVROLET EXPRESS 2500	4.3L V6 262 CID	
	1999-2002	CHEVROLET EXPRESS 2500	5.0L V8 305 CID	
	1999-2002	CHEVROLET EXPRESS 3500	5.7L V8 5735cc 350 CID	
	1999-2002	GMC SAVANA 2500	4.3L V6 262 CID	
	1999-2002	GMC SAVANA 2500	5.0L V8 305 CID	
	2000-2002	CHEVROLET EXPRESS 3500	5.7L V8 5735cc 350 CID	
	2000-2002	GMC SAVANA 3500	5.7L V8 5735cc 350 CID	
	2000	CHEVROLET EXPRESS 3500	7.4L V8 7440 cc 454 CID	
	2000	GMC SAVANA 3500	7.4L V8 7440 cc 454 CID	
	2001	CHEVROLET EXPRESS 2500	5.7L V8 5735cc 350 CID	
2001	CHEVROLET EXPRESS 3500	8.1L V8 8128cc 496 CID		
2001	CHEVROLET P30	4.3L V6 4300cc 262 CID		
2001	CHEVROLET P30 VAN (MEX)	4.3L V6 4300cc 262 CID		
2001	GMC SAVANA 3500	8.1L V8 8128cc 496 CID		
2002	CHEVROLET EXPRESS 2500	5.7L V8 5735cc 350 CID		
2002	CHEVROLET EXPRESS 3500	5.7L V8 5735cc 350 CID		
2002	CHEVROLET EXPRESS 3500	5.7L V8 5735cc 350 CID		
2002	CHEVROLET EXPRESS 3500	8.1L V8 8128cc 496 CID		
2002	GMC SAVANA 3500	8.1L V8 8128cc 496 CID		
USEP3967M	1998-1999	CHEVROLET C1500 SUBURBAN	5.7L V8 5735cc 350 CID	
	1998-1999	CHEVROLET C2500 SUBURBAN	5.7L V8 5735cc 350 CID	
	1998-1999	CHEVROLET C2500 SUBURBAN	7.4L V8 7440 cc 454 CID	
	1998-1999	CHEVROLET K1500 SUBURBAN	5.7L V8 5735cc 350 CID	
	1998-1999	CHEVROLET K2500 SUBURBAN	5.7L V8 5735cc 350 CID	
	1998-1999	CHEVROLET K2500 SUBURBAN	7.4L V8 7440 cc 454 CID	
	1998-1999	GMC C1500 SUBURBAN	5.7L V8 5735cc 350 CID	
	1998-1999	GMC C2500 SUBURBAN	5.7L V8 5735cc 350 CID	
	1998-1999	GMC C2500 SUBURBAN	7.4L V8 7440 cc 454 CID	
	1998-1999	GMC K1500 SUBURBAN	5.7L V8 5735cc 350 CID	
	1998-1999	GMC K2500 SUBURBAN	5.7L V8 5735cc 350 CID	
	1998-1999	GMC K2500 SUBURBAN	7.4L V8 7440 cc 454 CID	
	USEP3968M	1998-1999	CHEVROLET P30	4.3L V6 262 CID
		1998-1999	CHEVROLET P30	5.7L V8 5735cc 350 CID
1998-1999		CHEVROLET P30	7.4L V8 7440 cc 454 CID	
1998-1999		CHEVROLET P31 VAN (MEX)	5.7L V8 5737cc 350 CID	
1998-1999	GMC P3500	4.3L V6 262 CID		
1998-1999	GMC P3500	5.7L V8 5735cc 350 CID		
1998-1999	GMC P3500	7.4L V8 7440 cc 454 CID		
USEP3969M	1998-1999	CHEVROLET P30	5.7L V8 5735cc 350 CID	
	1998-1999	GMC P3500	5.7L V8 5735cc 350 CID	
USEP3971M	1998-2000	CHEVROLET EXPRESS 3500	7.4L V8 7440 cc 454 CID	
	1998-2000	CHEVROLET EXPRESS 3500	7.4L V8 7440 cc 454 CID	
	1998-2000	GMC SAVANA 2500	5.7L V8 5735cc 350 CID	
	1998-2000	GMC SAVANA 3500	7.4L V8 7440 cc 454 CID	
	1998-2000	GMC SAVANA 3500	7.4L V8 7440 cc 454 CID	
	1998-2002	CHEVROLET EXPRESS 1500	4.3L V6 262 CID	
1998-2002	CHEVROLET EXPRESS 1500	5.0L V8 305 CID		

USMW	Years	Application	Engine
USEP3971M	1998-2002	CHEVROLET EXPRESS 1500	5.7L V8 5735cc 350 CID
	1998-2002	CHEVROLET EXPRESS 2500	5.7L V8 5735cc 350 CID
	1998-2002	CHEVROLET EXPRESS 3500	5.7L V8 5735cc 350 CID
	1998-2002	CHEVROLET EXPRESS 3500	5.7L V8 5735cc 350 CID
	1998-2002	GMC SAVANA 1500	4.3L V6 262 CID
	1998-2002	GMC SAVANA 1500	5.0L V8 305 CID
	1998-2002	GMC SAVANA 1500	5.7L V8 5735cc 350 CID
	1998-2002	GMC SAVANA 3500	5.7L V8 5735cc 350 CID
	1998-2002	GMC SAVANA 3500	5.7L V8 5735cc 350 CID
	1999-2002	CHEVROLET EXPRESS 2500	4.3L V6 262 CID
	1999-2002	CHEVROLET EXPRESS 3500	5.7L V8 5735cc 350 CID
	1999-2002	GMC SAVANA 2500	4.3L V6 262 CID
	2001	CHEVROLET EXPRESS 2500	5.7L V8 5735cc 350 CID
	2001	CHEVROLET EXPRESS 2500	5.7L V8 5735cc 350 CID
	2002	CHEVROLET EXPRESS 1500	4.3L V6 262 CID
	2002	CHEVROLET EXPRESS 2500	5.7L V8 5735cc 350 CID
	2002	CHEVROLET EXPRESS 3500	5.7L V8 5735cc 350 CID
	2002	CHEVROLET EXPRESS 3500	5.7L V8 5735cc 350 CID
	2002	CHEVROLET EXPRESS 3500	8.1L V8 8128cc 496 CID
	2002	GMC SAVANA 3500	5.7L V8 5735cc 350 CID
2002	GMC SAVANA 3500	8.1L V8 8128cc 496 CID	
USEP3972M	1998-1999	CHEVROLET TAHOE	5.7L V8 5735cc 350 CID
	1998	GMC YUKON	5.7L V8 5735cc 350 CID
	1999	CADILLAC ESCALADE	5.7L V8 5735cc 350 CID
	1999	GMC YUKON	5.7L V8 5735cc 350 CID
	2000	CADILLAC ESCALADE	5.7L V8 5735cc 350 CID
2000	CHEVROLET SONORA (MEX)	5.7L V8 5737cc 350 CID	
USEP3973M	1998-1999	BUICK REGAL	3.8L V6 3800cc 231 CID
	1998-2000	PONTIAC GRAND PRIX	3.8L V6 3800cc 231 CID
USEP3974M	1998-1999	CADILLAC DEVILLE	4.6L V8 4601cc 281 CID
1998-2002	CADILLAC ELDORADO	4.6L V8 4601cc 281 CID	
USEP3975H	1994	GEO TRACKER	1.6L L4 1588cc 98 CID
USEP3976M	1997	CHEVROLET VENTURE	3.4L V6 207 CID
	1997	OLDSMOBILE SILHOUETTE	3.4L V6 207 CID
	1997	PONTIAC TRANS SPORT	3.4L V6 207 CID
USEP3978M	1997	PONTIAC GRAND PRIX	3.1L V6 189 CID
	1997	PONTIAC GRAND PRIX	3.8L V6 3800cc 231 CID
USEP3979M	1997	PONTIAC GRAND PRIX	3.8L V6 3800cc 231 CID
USEP3980M	1997	BUICK CENTURY	3.1L V6 189 CID
	1997	BUICK REGAL	3.8L V6 3800cc 231 CID
USEP3982M	1998-1999	CHEVROLET P30	7.4L V8 7440 cc 454 CID
	1998-1999	GMC P3500	7.4L V8 7440 cc 454 CID
USEP3983	1996	CHEVROLET CAMARO	5.7L V8 5735cc 350 CID
USEP3992M	1998	CHEVROLET BLAZER	4.3L V6 262 CID
	1998	CHEVROLET BLAZER	4.3L V6 262 CID
	1998	GMC JIMMY	4.3L V6 262 CID
	1998	GMC JIMMY	4.3L V6 262 CID
	1998	OLDSMOBILE BRAVADA	4.3L V6 262 CID
	1999-2000	GMC JIMMY	4.3L V6 262 CID
	1999-2001	CHEVROLET BLAZER	4.3L V6 262 CID
	1999-2001	OLDSMOBILE BRAVADA	4.3L V6 262 CID
	2001	GMC JIMMY	4.3L V6 262 CID
	2002	CHEVROLET BLAZER	4.3L V6 262 CID
	2003-2004	CHEVROLET BLAZER	4.3L V6 262 CID
USEP3994M	1998-1999	CHEVROLET C2500 SUBURBAN	5.7L V8 5735cc 350 CID
	1998-1999	CHEVROLET C2500 SUBURBAN	7.4L V8 7440 cc 454 CID
	1998-1999	CHEVROLET K2500 SUBURBAN	5.7L V8 5735cc 350 CID
	1998-1999	CHEVROLET K2500 SUBURBAN	7.4L V8 7440 cc 454 CID
	1998-1999	GMC C2500 SUBURBAN	5.7L V8 5735cc 350 CID
	1998-1999	GMC C2500 SUBURBAN	7.4L V8 7440 cc 454 CID
	1998-1999	GMC K2500 SUBURBAN	5.7L V8 5735cc 350 CID
	1998-1999	GMC K2500 SUBURBAN	7.4L V8 7440 cc 454 CID
USEP3995M	1997	CHEVROLET EXPRESS 3500	5.7L V8 5735cc 350 CID
	1997	CHEVROLET EXPRESS 3500	7.4L V8 7440 cc 454 CID
	1997	GMC SAVANA 3500	5.7L V8 5735cc 350 CID
	1997	GMC SAVANA 3500	7.4L V8 7440 cc 454 CID
USEP3996M	1998-1999	CHEVROLET EXPRESS 3500	5.7L V8 5735cc 350 CID
	1998-1999	CHEVROLET EXPRESS 3500	7.4L V8 7440 cc 454 CID

USMW	Years	Application	Engine
	1998-1999	GMC SAVANA 3500	5.7L V8 5735cc 350 CID
	1998-1999	GMC SAVANA 3500	7.4L V8 7440 cc 454 CID
	2000	CHEVROLET EXPRESS 3500	5.7L V8 5735cc 350 CID
	2000	CHEVROLET EXPRESS 3500	7.4L V8 7440 cc 454 CID
	2000	GMC SAVANA 3500	5.7L V8 5735cc 350 CID
	2000	GMC SAVANA 3500	7.4L V8 7440 cc 454 CID
USEP4003M	2009-2010	PONTIAC G3	1.6L L4 1598cc 98 CID
	2009-2011	CHEVROLET AVEO	1.6L L4 1598cc 98 CID
	2009-2011	CHEVROLET AVEO5	1.6L L4 1598cc 98 CID
	2009	PONTIAC G3 WAVE	1.6L L4 1598cc 98 CID
USEP4034M	2011-2012	CHEVROLET CRUZE LS (MEX)	1.8L L4 1796cc 110 CID
	2011-2014	CHEVROLET CRUZE	1.4L L4 1364cc 83 CID
	2011-2014	CHEVROLET CRUZE	1.8L L4 1796cc 110 CID
	2011-2014	CHEVROLET CRUZE LT (MEX)	1.8L L4 1796cc 110 CID
	2012-2013	BUICK VERANO	2.4L L4 145 CID
	2012	CHEVROLET CRUZE (MEX)	1.8L L4 1796cc 110 CID
	2013-2014	BUICK VERANO	2.0L L4 2000cc 122 CID
	2014	BUICK VERANO	2.4L L4 2384cc 145 CID
2014	BUICK VERANO PREMIUM (MEX)	2.0L L4 1998cc 122 CID	
USEP4056M	2012-2013	CHEVROLET SONIC LS (MEX)	1.6L L4 1598cc 98 CID
	2012-2013	CHEVROLET SONIC LT (MEX)	1.6L L4 1598cc 98 CID
	2012-2013	CHEVROLET SONIC LTZ (MEX)	1.6L L4 1598cc 98 CID
	2012-2014	CHEVROLET SONIC	1.4L L4 1364cc 83 CID
	2012-2014	CHEVROLET SONIC	1.8L L4 1796cc 110 CID
	2014-2015	CHEVROLET SONIC LS (MEX)	1.6L L4 1600cc 98 CID
	2014-2015	CHEVROLET SONIC LT (MEX)	1.6L L4 1600cc 98 CID
	2014	CHEVROLET SONIC LTZ (MEX)	1.6L L4 1600cc 98 CID
2014	CHEVROLET SONIC ZMX (MEX)	1.6L L4 1600cc 98 CID	
USEP7000	1986	PLYMOUTH RELIANT	2.2L L4 135 CID
USEP7001	1984-1986	RENAULT R18 (MEX)	2.0L L4 1995cc 122 CID
	1986-1987	RENAULT ALLIANCE	1.4L L4 1397cc 85 CID
	1986-1987	RENAULT ALLIANCE	1.7L L4 105 CID
	1986-1988	JEEP CHEROKEE	2.5L L4 150 CID
	1986	JEEP COMANCHE	2.5L L4 150 CID
	1986	JEEP WAGONEER	2.5L L4 150 CID
	1986	RENAULT ALLIANCE	1.4L L4 1397cc 85 CID
	1987-1988	JEEP WRANGLER	2.5L L4 150 CID
	1987-1988	JEEP WRANGLER	2.5L L4 150 CID
	1987	JEEP COMANCHE	2.5L L4 150 CID
	1987	JEEP WAGONEER	2.5L L4 150 CID
	1987	RENAULT ALLIANCE	1.4L L4 1397cc 85 CID
	1987	RENAULT ALLIANCE	1.7L L4 105 CID
	1987	RENAULT ALLIANCE	1.7L L4 105 CID
	1987	RENAULT ALLIANCE	1.7L L4 105 CID
	1987	RENAULT ALLIANCE	2.0L L4 1965cc 120 CID
	1988	JEEP COMANCHE	2.5L L4 150 CID
1989-1990	JEEP COMANCHE	2.5L L4 150 CID	
1989-1990	JEEP WRANGLER	2.5L L4 150 CID	
1989-1990	JEEP WRANGLER	2.5L L4 150 CID	
1989	JEEP CHEROKEE	2.5L L4 150 CID	
1990	JEEP CHEROKEE	2.5L L4 150 CID	
USEP7006A	1983-1984	RENAULT ALLIANCE	1.4L L4 1397cc 85 CID
	1983	RENAULT ALLIANCE	1.4L L4 1397cc 85 CID
	1984	RENAULT ENCORE	1.4L L4 1397cc 85 CID
	1987	JEEP CHEROKEE	4.0L L6 242 CID
	1988	JEEP CHEROKEE	4.0L L6 242 CID
	1990	JEEP CHEROKEE	4.0L L6 242 CID
	1990	JEEP CHEROKEE	4.0L L6 242 CID
USEP7010	1985-1986	RENAULT ENCORE	1.4L L4 1397cc 85 CID
	1985	RENAULT ALLIANCE	1.4L L4 1397cc 85 CID
	1985	RENAULT ALLIANCE	1.4L L4 1397cc 85 CID
	1985	RENAULT ALLIANCE	1.7L L4 105 CID
	1985	RENAULT ENCORE	1.4L L4 1397cc 85 CID
	1985	RENAULT ENCORE	1.4L L4 1397cc 85 CID
	1985	RENAULT ENCORE	1.7L L4 105 CID
	1986	RENAULT ALLIANCE	1.4L L4 1397cc 85 CID
	1986	RENAULT ALLIANCE	1.4L L4 1397cc 85 CID
	1986	RENAULT ALLIANCE	1.7L L4 105 CID
	1986	RENAULT ALLIANCE (MEX)	1.4L L4 1397cc 85 CID
	1986	RENAULT ENCORE	1.7L L4 105 CID

USMW	Years	Application	Engine	
USEP7010	1986	RENAULT ENCORE (MEX)	1.4L L4 1397cc 85 CID	
USEP7012	1984	CHRYSLER NEW YORKER	2.2L L4 135 CID	
	1984	DODGE DAYTONA	2.2L L4 135 CID	
	1985-1988	CHRYSLER DAYTONA	2.2L L4 135 CID	
	1985	CHRYSLER NEW YORKER	2.2L L4 2213cc 135 CID	
	1986-1989	CHRYSLER NEW YORKER	2.2L L4 2213cc 135 CID	
	1987-1988	CHRYSLER MAGNUM (MEX)	2.5L L4 2507cc 153 CID	
	1987	CHRYSLER PHANTOM	2.2L L4 2213cc 135 CID	
	1988	CHRYSLER NEW YORKER	3.0L V6 2972cc 181 CID	
	1988	DODGE DYNASTY	2.5L L4 2507cc 153 CID	
	1988	DODGE DYNASTY	3.0L V6 2972cc 181 CID	
	1989-1990	CHRYSLER SPIRIT (MEX)	2.5L L4 2507cc 153 CID	
	1990	CHRYSLER PHANTOM	2.5L L4 2500cc 153 CID	
	1990	CHRYSLER PHANTOM (MEX)	2.5L L4 2500cc 153 CID	
	1990	CHRYSLER SPIRIT	2.5L L4 2500cc 153 CID	
	1992-1994	CHRYSLER PHANTOM (MEX)	2.2L L4 2213cc 135 CID	
USEP7018	1988-1990	DODGE B150	3.9L V6 3906cc 239 CID	
	1988-1990	DODGE B150	5.2L V8 5211cc 318 CID	
	1988	DODGE B250	3.9L V6 3906cc 239 CID	
	1988	DODGE B250	5.2L V8 5211cc 318 CID	
	1988	DODGE B350	5.2L V8 5211cc 318 CID	
	1988	DODGE D100	3.9L V6 3906cc 239 CID	
	1988	DODGE D100	5.2L V8 5211cc 318 CID	
	1988	DODGE D150	3.9L V6 3906cc 239 CID	
	1988	DODGE D150	5.2L V8 5211cc 318 CID	
	1988	DODGE D250	3.9L V6 3906cc 239 CID	
	1988	DODGE D250	5.2L V8 5211cc 318 CID	
	1988	DODGE DAKOTA	3.9L V6 3906cc 239 CID	
	1988	DODGE RAMCHARGER	5.2L V8 5211cc 318 CID	
	1988	DODGE W100	5.2L V8 5211cc 318 CID	
	1988	DODGE W150	5.2L V8 5211cc 318 CID	
	1988	DODGE W250	5.2L V8 5211cc 318 CID	
	1989-1990	DODGE B250	3.9L V6 3906cc 239 CID	
	1989-1990	DODGE B250	5.2L V8 5211cc 318 CID	
	1989-1990	DODGE B250	5.9L V8 5899cc 360 CID	
	1989-1990	DODGE B350	5.2L V8 5211cc 318 CID	
	1989-1990	DODGE B350	5.9L V8 5899cc 360 CID	
	1989-1990	DODGE D250	3.9L V6 3906cc 239 CID	
	1989-1990	DODGE D250	5.2L V8 5211cc 318 CID	
	1989-1990	DODGE D250	5.9L V8 5899cc 360 CID	
	1989-1990	DODGE D350	5.9L V8 5899cc 360 CID	
	1989-1990	DODGE DAKOTA	3.9L V6 3906cc 239 CID	
	1989-1990	DODGE RAMCHARGER	5.2L V8 5211cc 318 CID	
	1989-1990	DODGE RAMCHARGER	5.9L V8 5899cc 360 CID	
	1989-1990	DODGE W250	5.2L V8 5211cc 318 CID	
	1989-1990	DODGE W250	5.9L V8 5899cc 360 CID	
	1989-1990	DODGE W350	5.9L V8 5899cc 360 CID	
	1989	DODGE D100	3.9L V6 3906cc 239 CID	
	1989	DODGE D100	5.2L V8 5211cc 318 CID	
	1989	DODGE D150	3.9L V6 3906cc 239 CID	
	1989	DODGE D150	5.2L V8 5211cc 318 CID	
	1989	DODGE D150	5.9L V8 5899cc 360 CID	
	1989	DODGE DAKOTA	2.5L L4 2507cc 153 CID	
	1989	DODGE DAKOTA	5.2L V8 5211cc 318 CID	
	1989	DODGE W100	3.9L V6 3906cc 239 CID	
	1989	DODGE W100	5.2L V8 5211cc 318 CID	
	1989	DODGE W150	3.9L V6 3906cc 239 CID	
	1989	DODGE W150	5.2L V8 5211cc 318 CID	
	1989	DODGE W150	5.9L V8 5899cc 360 CID	
	1990	DODGE D150	3.9L V6 3906cc 239 CID	
	1990	DODGE D150	5.2L V8 5211cc 318 CID	
	1990	DODGE D150	5.9L V8 5899cc 360 CID	
	1990	DODGE DAKOTA	2.5L L4 2507cc 153 CID	
	1990	DODGE DAKOTA	5.2L V8 5211cc 318 CID	
	1990	DODGE W150	3.9L V6 3906cc 239 CID	
	1990	DODGE W150	5.2L V8 5211cc 318 CID	
	1990	DODGE W150	5.9L V8 5899cc 360 CID	
	USEP7020	1988	EAGLE PREMIER	2.5L L4 150 CID
		1988	EAGLE PREMIER	3.0L V6 2972cc 182 CID

USMW	Years	Application	Engine	
	1989	EAGLE PREMIER	2.5L L4 150 CID	
	1989	EAGLE PREMIER	3.0L V6 2972cc 182 CID	
	1990	DODGE MONACO	3.0L V6 2972cc 182 CID	
	1990	EAGLE PREMIER	3.0L V6 2972cc 182 CID	
USEP7029M	1991-1992	DODGE CARAVAN	3.3L V6 3301cc 201 CID	
	1991-1992	PLYMOUTH VOYAGER	3.3L V6 3301cc 201 CID	
	1991	DODGE GRAND CARAVAN	3.3L V6 3301cc 201 CID	
	1991	PLYMOUTH GRAND VOYAGER	3.3L V6 3301cc 201 CID	
	1992-1993	CHRYSLER TOWN & COUNTRY	3.3L V6 3301cc 201 CID	
	1992-1993	DODGE GRAND CARAVAN	3.3L V6 3301cc 201 CID	
	1992-1993	PLYMOUTH GRAND VOYAGER	3.3L V6 3301cc 201 CID	
	1993	DODGE CARAVAN	3.3L V6 3301cc 201 CID	
	1993	DODGE GRAND CARAVAN	3.0L V6 2972cc 181 CID	
	1993	DODGE GRAND CARAVAN	3.3L V6 3301cc 201 CID	
USEP7030M	1991-1993	CHRYSLER TOWN & COUNTRY	3.3L V6 3301cc 201 CID	
	1991	DODGE GRAND CARAVAN	3.3L V6 3301cc 201 CID	
	1991	PLYMOUTH GRAND VOYAGER	3.3L V6 3301cc 201 CID	
	1992	DODGE GRAND CARAVAN	3.0L V6 2972cc 181 CID	
	1992	DODGE GRAND CARAVAN	3.3L V6 3301cc 201 CID	
USEP7031	1985	CHRYSLER LASER	2.2L L4 135 CID	
	1985	CHRYSLER LEBARON	2.2L L4 135 CID	
	1985	DODGE 600	2.2L L4 135 CID	
	1985	DODGE ARIES	2.2L L4 135 CID	
	1985	DODGE DAYTONA	2.2L L4 135 CID	
	1985	DODGE LANCER	2.2L L4 135 CID	
	1985	PLYMOUTH CARAVELLE	2.2L L4 135 CID	
	1985	PLYMOUTH RELIANT	2.2L L4 135 CID	
	USEP7039M	1991	DODGE MONACO	3.0L V6 2972cc 182 CID
		1992	DODGE MONACO	3.0L V6 2972cc 182 CID
USEP7040	1991	CHRYSLER IMPERIAL	3.3L V6 3301cc 201 CID	
	1991	CHRYSLER IMPERIAL	3.8L V6 230 CID	
	1991	CHRYSLER LEBARON	2.5L L4 2507cc 153 CID	
	1991	CHRYSLER LEBARON	3.0L V6 2972cc 181 CID	
	1991	CHRYSLER NEW YORKER	3.3L V6 3301cc 201 CID	
	1991	CHRYSLER NEW YORKER	3.8L V6 230 CID	
	1991	DODGE DAYTONA	2.5L L4 2507cc 153 CID	
	1991	DODGE DAYTONA	3.0L V6 2972cc 181 CID	
	1991	DODGE DYNASTY	2.5L L4 2507cc 153 CID	
	1991	DODGE DYNASTY	3.0L V6 2972cc 181 CID	
	1991	DODGE DYNASTY	3.3L V6 3301cc 201 CID	
	1991	DODGE SHADOW	2.2L L4 135 CID	
	1991	DODGE SHADOW	2.5L L4 2507cc 153 CID	
	1991	DODGE SPIRIT	2.2L L4 135 CID	
	1991	DODGE SPIRIT	2.5L L4 2507cc 153 CID	
1991	DODGE SPIRIT	3.0L V6 2972cc 181 CID		
USEP7040M	1996	CHRYSLER VOYAGER	3.3L V6 3301cc 201 CID	
USEP7041	1989-1991	CHRYSLER SHADOW (MEX)	2.2L L4 2212cc	
	1991-1992	CHRYSLER LEBARON	2.5L L4 2507cc 153 CID	
	1991-1992	CHRYSLER LEBARON	3.0L V6 2972cc 181 CID	
	1991-1992	CHRYSLER SPIRIT (MEX)	3.0L V6 2966cc	
	1991-1992	DODGE CARAVAN	2.5L L4 2507cc 153 CID	
	1991-1992	DODGE CARAVAN	3.3L V6 3301cc 201 CID	
	1991-1992	DODGE DAYTONA	2.5L L4 2507cc 153 CID	
	1991-1992	DODGE SHADOW	2.2L L4 135 CID	
	1991-1992	DODGE SHADOW	2.5L L4 2507cc 153 CID	
	1991-1992	DODGE SPIRIT	2.5L L4 2507cc 153 CID	
	1991-1992	DODGE SPIRIT	3.0L V6 2972cc 181 CID	
	1991-1992	PLYMOUTH SUNDANCE	2.2L L4 135 CID	
	1991-1993	CHRYSLER IMPERIAL	3.8L V6 230 CID	
	1991-1993	CHRYSLER NEW YORKER	3.3L V6 3301cc 201 CID	
	1991-1993	CHRYSLER NEW YORKER	3.8L V6 230 CID	
	1991-1993	DODGE DAYTONA	3.0L V6 2972cc 181 CID	
	1991-1993	DODGE DYNASTY	2.5L L4 2507cc 153 CID	
	1991-1993	DODGE DYNASTY	3.0L V6 2972cc 181 CID	
	1991-1993	DODGE DYNASTY	3.3L V6 3301cc 201 CID	
	1991-1993	PLYMOUTH VOYAGER	2.5L L4 2507cc 153 CID	
	1991-1993	PLYMOUTH VOYAGER	3.0L V6 2972cc 181 CID	

USMW	Years	Application	Engine
USEP7041	1991-1993	PLYMOUTH VOYAGER	3.3L V6 3301cc 201 CID
	1991-1994	CHRYSLER SHADOW (MEX)	2.5L L4 2507cc 153 CID
	1991-1995	CHRYSLER SPIRIT (MEX)	2.5L L4 2507cc 153 CID
	1991	CHRYSLER IMPERIAL	3.3L V6 3301cc 201 CID
	1991	CHRYSLER SPIRIT	2.5L L4 2500cc 153 CID
	1991	CHRYSLER TOWN & COUNTRY	3.3L V6 3301cc 201 CID
	1991	DODGE CARAVAN	2.5L L4 2507cc 153 CID
	1991	DODGE CARAVAN	3.0L V6 2972cc 181 CID
	1991	DODGE DAYTONA	2.5L L4 2507cc 153 CID
	1991	DODGE GRAND CARAVAN	3.3L V6 3301cc 201 CID
	1991	PLYMOUTH ACCLAIM	2.5L L4 2507cc 153 CID
	1991	PLYMOUTH ACCLAIM	3.0L V6 2972cc 181 CID
	1991	PLYMOUTH GRAND VOYAGER	3.3L V6 3301cc 201 CID
	1991	PLYMOUTH SUNDANCE	2.5L L4 2507cc 153 CID
	1991	PLYMOUTH VOYAGER	2.5L L4 2507cc 153 CID
	1992-1993	DODGE CARAVAN	3.0L V6 2972cc 181 CID
	1992-1993	DODGE DAYTONA	2.2L L4 135 CID
	1992-1993	DODGE GRAND CARAVAN	3.3L V6 3301cc 201 CID
	1992-1993	PLYMOUTH GRAND VOYAGER	3.0L V6 2972cc 181 CID
	1992-1993	PLYMOUTH GRAND VOYAGER	3.3L V6 3301cc 201 CID
	1992-1994	CHRYSLER PHANTOM (MEX)	2.5L L4 2500cc 153 CID
	1992-1994	DODGE SHADOW	3.0L V6 2972cc 181 CID
	1992-1994	PLYMOUTH SUNDANCE	3.0L V6 2972cc 181 CID
	1992-1995	PLYMOUTH ACCLAIM	2.5L L4 2507cc 153 CID
	1992-1995	PLYMOUTH ACCLAIM	3.0L V6 2972cc 181 CID
	1992	CHRYSLER LEBARON	2.5L L4 2507cc 153 CID
	1992	CHRYSLER LEBARON	3.0L V6 2972cc 181 CID
	1992	CHRYSLER SHADOW (MEX)	3.0L V6 2966cc
	1992	DODGE GRAND CARAVAN	3.0L V6 2972cc 181 CID
	1992	DODGE SHADOW	2.5L L4 2507cc 153 CID
	1992	DODGE SPIRIT	2.2L L4 135 CID
	1992	PLYMOUTH SUNDANCE	2.5L L4 2507cc 153 CID
	1992	PLYMOUTH SUNDANCE	2.5L L4 2507cc 153 CID
	1993-1994	CHRYSLER LEBARON	2.5L L4 2500cc 153 CID
	1993-1994	DODGE SHADOW	2.5L L4 2507cc 153 CID
	1993-1994	PLYMOUTH ACCLAIM	3.0L V6 2972cc 181 CID
	1993-1994	PLYMOUTH SUNDANCE	2.2L L4 135 CID
	1993-1994	PLYMOUTH SUNDANCE	2.5L L4 2507cc 153 CID
	1993-2006	CHRYSLER VOYAGER (MEX)	3.3L V6 3294cc
	1993	CHRYSLER LEBARON	2.5L L4 2507cc 153 CID
	1993	CHRYSLER LEBARON	3.0L V6 2972cc 181 CID
	1993	CHRYSLER TOWN & COUNTRY	3.3L V6 3301cc 201 CID
	1993	DODGE CARAVAN	2.5L L4 2507cc 153 CID
	1993	DODGE CARAVAN	3.0L V6 2972cc 181 CID
	1993	DODGE CARAVAN	3.3L V6 3301cc 201 CID
	1993	DODGE CARAVAN	3.3L V6 3301cc 201 CID
	1993	DODGE DAYTONA	2.5L L4 2507cc 153 CID
	1993	DODGE GRAND CARAVAN	3.0L V6 2972cc 181 CID
	1993	DODGE GRAND CARAVAN	3.3L V6 3301cc 201 CID
	1993	DODGE SHADOW	2.2L L4 135 CID
	1993	DODGE SHADOW	2.5L L4 2507cc 153 CID
	1993	DODGE SHADOW	3.0L V6 2972cc 181 CID
	1993	DODGE SPIRIT	3.0L V6 2972cc 181 CID
	1993	PLYMOUTH GRAND VOYAGER	3.0L V6 2972cc 181 CID
	1993	PLYMOUTH GRAND VOYAGER	3.3L V6 3301cc 201 CID
	1993	PLYMOUTH VOYAGER	3.3L V6 3301cc 201 CID
	1994	CHRYSLER LEBARON	3.0L V6 2972cc 181 CID
	1994	DODGE SHADOW	2.2L L4 135 CID
	1994	DODGE SHADOW	2.5L L4 2507cc 153 CID
	1994	DODGE SPIRIT	3.0L V6 2972cc 181 CID
	1994	PLYMOUTH GRAND VOYAGER	3.8L V6 230 CID
	1995-2000	CHRYSLER GRAND VOYAGER	3.8L V6 230 CID
	1995	CHRYSLER LEBARON	3.0L V6 2972cc 181 CID
	1995	DODGE SPIRIT	2.5L L4 2507cc 153 CID
	1995	DODGE SPIRIT	3.0L V6 2972cc 181 CID
	1996	CHRYSLER VOYAGER	3.3L V6 3301cc 201 CID
	1996	DODGE CARAVAN	3.0L V6 2972cc 181 CID
	1997	DODGE CARAVAN	3.0L V6 2972cc 181 CID
	1997	DODGE CARAVAN	3.3L V6 3301cc 201 CID

USMW	Years	Application	Engine
	1997	DODGE GRAND CARAVAN	3.0L V6 2972cc 181 CID
	1997	PLYMOUTH GRAND VOYAGER	3.0L V6 2972cc 181 CID
	1998	DODGE STRATUS	2.0L L4 1996cc 122 CID
	1998	DODGE STRATUS	2.5L V6 2497cc 152 CID
	1998	PLYMOUTH BREEZE	2.0L L4 1996cc 122 CID
USEP7047	1991-1992	DODGE D250	5.9L V8 5899cc 360 CID
	1991-1992	DODGE D350	5.9L V8 5899cc 360 CID
	1991-1993	DODGE D250	3.9L V6 3906cc 239 CID
	1991-1993	DODGE D250	5.2L V8 5211cc 318 CID
	1991-1993	DODGE W250	5.2L V8 5211cc 318 CID
	1991-1993	DODGE W250	5.9L V8 5899cc 360 CID
	1991-1993	DODGE W350	5.9L V8 5899cc 360 CID
	1991	DODGE D150	3.9L V6 3906cc 239 CID
	1991	DODGE D150	5.2L V8 5211cc 318 CID
	1991	DODGE D150	5.9L V8 5899cc 360 CID
	1991	DODGE D250	5.9L V8 5899cc 360 CID
	1991	DODGE W150	3.9L V6 3906cc 239 CID
	1991	DODGE W150	5.2L V8 5211cc 318 CID
	1991	DODGE W150	5.9L V8 5899cc 360 CID
	1992-1993	DODGE D150	3.9L V6 3906cc 239 CID
	1992-1993	DODGE D150	5.2L V8 5211cc 318 CID
	1992-1993	DODGE W150	3.9L V6 3906cc 239 CID
	1992-1993	DODGE W150	5.2L V8 5211cc 318 CID
	1992	DODGE W250	5.9L V8 5899cc 360 CID
	1993	DODGE D150	5.9L V8 5899cc 360 CID
	1993	DODGE D250	5.9L V8 5899cc 360 CID
	1993	DODGE D350	5.9L V8 5899cc 360 CID
	1993	DODGE W150	5.9L V8 5899cc 360 CID
	1994-1996	DODGE RAMCHARGER	5.9L V8 5900cc 360 CID
USEP7047M	1991-1992	DODGE D250	5.9L V8 5899cc 360 CID
	1991-1992	DODGE D350	5.9L V8 5899cc 360 CID
	1991-1993	DODGE D250	3.9L V6 3906cc 239 CID
	1991-1993	DODGE D250	5.2L V8 5211cc 318 CID
	1991-1993	DODGE W250	5.2L V8 5211cc 318 CID
	1991-1993	DODGE W250	5.9L V8 5899cc 360 CID
	1991-1993	DODGE W350	5.9L V8 5899cc 360 CID
	1991	DODGE D150	3.9L V6 3906cc 239 CID
	1991	DODGE D150	5.2L V8 5211cc 318 CID
	1991	DODGE D150	5.9L V8 5899cc 360 CID
	1991	DODGE D250	5.9L V8 5899cc 360 CID
	1991	DODGE W150	3.9L V6 3906cc 239 CID
	1991	DODGE W150	5.2L V8 5211cc 318 CID
	1991	DODGE W150	5.9L V8 5899cc 360 CID
	1992-1993	DODGE D150	3.9L V6 3906cc 239 CID
	1992-1993	DODGE D150	5.2L V8 5211cc 318 CID
	1992-1993	DODGE W150	3.9L V6 3906cc 239 CID
	1992-1993	DODGE W150	5.2L V8 5211cc 318 CID
	1992	DODGE W250	5.9L V8 5899cc 360 CID
	1993	DODGE D150	5.9L V8 5899cc 360 CID
	1993	DODGE D250	5.9L V8 5899cc 360 CID
	1993	DODGE D350	5.9L V8 5899cc 360 CID
	1993	DODGE W150	5.9L V8 5899cc 360 CID
	1994-1996	DODGE RAMCHARGER	5.9L V8 5900cc 360 CID
USEP7048	1991-1993	DODGE RAMCHARGER	5.2L V8 5211cc 318 CID
	1991	DODGE RAMCHARGER	5.9L V8 5899cc 360 CID
USEP7048M	1991-1993	DODGE RAMCHARGER	5.2L V8 5211cc 318 CID
	1991	DODGE RAMCHARGER	5.9L V8 5899cc 360 CID
USEP7049	1991-1992	DODGE B250	5.2L V8 5211cc 318 CID
	1991-1992	DODGE B350	5.2L V8 5211cc 318 CID
	1991-1993	DODGE B150	3.9L V6 3906cc 239 CID
	1991-1993	DODGE B150	5.2L V8 5211cc 318 CID
	1991-1993	DODGE B250	3.9L V6 3906cc 239 CID
	1991	DODGE B250	5.9L V8 5899cc 360 CID
	1991	DODGE B350	5.9L V8 5899cc 360 CID
	1992	DODGE B250	5.9L V8 5899cc 360 CID
	1992	DODGE B350	5.9L V8 5899cc 360 CID
	1993	DODGE B250	5.2L V8 5211cc 318 CID
	1993	DODGE B250	5.9L V8 5899cc 360 CID
	1993	DODGE B350	5.2L V8 5211cc 318 CID

USMW	Years	Application	Engine	
USEP7049	1993	DODGE B350	5.9L V8 5899cc 360 CID	
USEP7049M	1991-1992	DODGE B250	5.2L V8 5211cc 318 CID	
	1991-1992	DODGE B350	5.2L V8 5211cc 318 CID	
	1991-1993	DODGE B150	3.9L V6 3906cc 239 CID	
	1991-1993	DODGE B150	5.2L V8 5211cc 318 CID	
	1991-1993	DODGE B250	3.9L V6 3906cc 239 CID	
	1991	DODGE B250	5.9L V8 5899cc 360 CID	
	1991	DODGE B350	5.9L V8 5899cc 360 CID	
	1992	DODGE B250	5.9L V8 5899cc 360 CID	
	1992	DODGE B350	5.9L V8 5899cc 360 CID	
	1993	DODGE B250	5.2L V8 5211cc 318 CID	
	1993	DODGE B250	5.9L V8 5899cc 360 CID	
	1993	DODGE B350	5.2L V8 5211cc 318 CID	
	1993	DODGE B350	5.9L V8 5899cc 360 CID	
	USEP7050	1995	DODGE DAKOTA	2.5L L4 2507cc 153 CID
1995		DODGE DAKOTA	2.5L L4 2507cc 153 CID	
USEP7050M	1991-1993	DODGE DAKOTA	2.5L L4 2507cc 153 CID	
	1991-1993	DODGE DAKOTA	3.9L V6 3906cc 239 CID	
	1991-1993	DODGE DAKOTA	5.2L V8 5211cc 318 CID	
	1995	DODGE DAKOTA	2.5L L4 2507cc 153 CID	
	1995	DODGE DAKOTA	2.5L L4 2507cc 153 CID	
USEP7051S	1985	CHRYSLER LASER	2.2L L4 135 CID	
	1985	CHRYSLER LEBARON	2.2L L4 135 CID	
	1985	CHRYSLER NEW YORKER	2.2L L4 135 CID	
	1985	CHRYSLER TOWN & COUNTRY	2.2L L4 135 CID	
	1985	DODGE 600	2.2L L4 135 CID	
	1985	DODGE DAYTONA	2.2L L4 135 CID	
	1985	DODGE LANCER	2.2L L4 135 CID	
	1985	PLYMOUTH CARAVELLE	2.2L L4 135 CID	
USEP7052	1985-1987	DODGE CHARGER	2.2L L4 135 CID	
USEP7054	1992	CHRYSLER CONCORDE (MEX)	3.3L V6 3294cc	
	1992	CHRYSLER CONCORDE (MEX)	3.5L V6 3526cc	
USEP7054M	1993-1995	CHRYSLER CONCORDE	3.5L V6 3497cc 215 CID	
	1993-1995	DODGE INTREPID	3.5L V6 3497cc 215 CID	
	1993-1995	EAGLE VISION	3.3L V6 3301cc 201 CID	
	1993-1995	EAGLE VISION	3.5L V6 3497cc 215 CID	
	1993	CHRYSLER CONCORDE	3.3L V6 3301cc 201 CID	
	1993	DODGE INTREPID	3.3L V6 3301cc 201 CID	
	1994-1995	CHRYSLER LHS	3.5L V6 3497cc 215 CID	
	1994-1995	CHRYSLER NEW YORKER	3.5L V6 3497cc 215 CID	
	1995	CHRYSLER CONCORDE	3.5L V6 3518cc 215 CID	
	1995	CHRYSLER INTREPID	3.5L V6 3518cc 215 CID	
	1995	EAGLE VISION	3.5L V6 3497cc 215 CID	
	USEP7055M	1993-1994	JEEP GRAND CHEROKEE	4.0L L6 242 CID
		1993-1994	JEEP GRAND CHEROKEE	5.2L V8 5211cc 318 CID
1993		JEEP GRAND CHEROKEE	4.0L L6 242 CID	
1993		JEEP GRAND CHEROKEE	5.2L V8 5211cc 318 CID	
1993		JEEP GRAND WAGONEER	5.2L V8 5211cc 318 CID	
1994		JEEP GRAND CHEROKEE	4.0L L6 242 CID	
1994		JEEP GRAND CHEROKEE	5.2L V8 5211cc 318 CID	
USEP7056M	1993-1994	PLYMOUTH ACCLAIM	2.5L L4 2507cc 153 CID	
	1993	DODGE SPIRIT	2.5L L4 2507cc 153 CID	
	1994	DODGE SPIRIT	2.5L L4 2507cc 153 CID	
USEP7057M	1994-1995	DODGE GRAND CARAVAN	3.3L V6 3301cc 201 CID	
	1994-1995	PLYMOUTH GRAND VOYAGER	3.3L V6 3301cc 201 CID	
	1994-1995	PLYMOUTH GRAND VOYAGER	3.8L V6 230 CID	
	1994	DODGE CARAVAN	3.3L V6 3301cc 201 CID	
	1994	DODGE GRAND CARAVAN	3.3L V6 3301cc 201 CID	
	1994	PLYMOUTH GRAND VOYAGER	3.3L V6 3301cc 201 CID	
USEP7062	1994-1995	DODGE DAKOTA	3.9L V6 3906cc 239 CID	
	1994-1995	DODGE DAKOTA	3.9L V6 3906cc 239 CID	
	1994-1995	DODGE DAKOTA	5.2L V8 5211cc 318 CID	
	1994-1995	DODGE DAKOTA	5.2L V8 5211cc 318 CID	
	1994	DODGE DAKOTA	2.5L L4 2507cc 153 CID	
	1994	DODGE DAKOTA	2.5L L4 2507cc 153 CID	
USEP7062M	1994-1995	DODGE DAKOTA	3.9L V6 3906cc 239 CID	
	1994-1995	DODGE DAKOTA	3.9L V6 3906cc 239 CID	
	1994-1995	DODGE DAKOTA	5.2L V8 5211cc 318 CID	
	1994-1995	DODGE DAKOTA	5.2L V8 5211cc 318 CID	
	1994-1995	DODGE DAKOTA	5.2L V8 5211cc 318 CID	

USMW	Years	Application	Engine	
	1994	DODGE DAKOTA	2.5L L4 2507cc 153 CID	
	1994	DODGE DAKOTA	2.5L L4 2507cc 153 CID	
USEP7063	1994	DODGE B150	3.9L V6 3906cc 239 CID	
	1994	DODGE B150	3.9L V6 3906cc 239 CID	
	1994	DODGE B150	5.2L V8 5211cc 318 CID	
	1994	DODGE B150	5.2L V8 5211cc 318 CID	
	1994	DODGE B250	3.9L V6 3906cc 239 CID	
	1994	DODGE B250	3.9L V6 3906cc 239 CID	
	1994	DODGE B250	5.2L V8 5211cc 318 CID	
	1994	DODGE B250	5.2L V8 5211cc 318 CID	
	1994	DODGE B350	5.2L V8 5211cc 318 CID	
	1995	DODGE B1500	3.9L V6 3906cc 239 CID	
	1995	DODGE B1500	3.9L V6 3906cc 239 CID	
	1995	DODGE B1500	5.2L V8 5211cc 318 CID	
	1995	DODGE B1500	5.2L V8 5211cc 318 CID	
	1995	DODGE B2500	3.9L V6 3906cc 239 CID	
	1995	DODGE B2500	3.9L V6 3906cc 239 CID	
	1995	DODGE B2500	5.2L V8 5211cc 318 CID	
	1995	DODGE B2500	5.9L V8 5899cc 360 CID	
	1995	DODGE B3500	5.2L V8 5211cc 318 CID	
	1995	DODGE B3500	5.2L V8 5211cc 318 CID	
	USEP7063M	1992	DODGE B250	5.9L V8 5899cc 360 CID
1992		DODGE B350	5.9L V8 5899cc 360 CID	
1993-1994		DODGE B250	5.9L V8 5899cc 360 CID	
1993-1994		DODGE B350	5.9L V8 5899cc 360 CID	
1994		DODGE B150	3.9L V6 3906cc 239 CID	
1994		DODGE B150	3.9L V6 3906cc 239 CID	
1994		DODGE B150	5.2L V8 5211cc 318 CID	
1994		DODGE B150	5.2L V8 5211cc 318 CID	
1994		DODGE B250	3.9L V6 3906cc 239 CID	
1994		DODGE B250	3.9L V6 3906cc 239 CID	
1994		DODGE B250	5.2L V8 5211cc 318 CID	
1994		DODGE B250	5.2L V8 5211cc 318 CID	
1994		DODGE B350	5.2L V8 5211cc 318 CID	
1994		DODGE B350	5.2L V8 5211cc 318 CID	
1994		DODGE B350	5.9L V8 5899cc 360 CID	
1995		DODGE B1500	3.9L V6 3906cc 239 CID	
1995		DODGE B1500	5.2L V8 5211cc 318 CID	
1995		DODGE B1500	5.2L V8 5211cc 318 CID	
USEP7064		1993	DODGE D150	5.9L V8 5899cc 360 CID
		1993	DODGE D150	5.9L V8 5899cc 360 CID
	1993	DODGE D250	5.9L V8 5899cc 360 CID	
	1993	DODGE D250	5.9L V8 5899cc 360 CID	
	1993	DODGE D250	5.9L V8 5899cc 360 CID	
	1993	DODGE D250	5.9L V8 5899cc 360 CID	
	1993	DODGE D350	5.9L V8 5899cc 360 CID	
	1993	DODGE D350	5.9L V8 5899cc 360 CID	
	1993	DODGE D350	5.9L V8 5899cc 360 CID	
	1993	DODGE D350	5.9L V8 5899cc 360 CID	
	1993	DODGE D350	5.9L V8 5899cc 360 CID	
	USEP7064M	1992-1993	DODGE RAMCHARGER	5.9L V8 5899cc 360 CID
		1992-1997	DODGE MICROBUS (MEX)	5.9L V8 5900cc 360 CID
1993		DODGE D150	5.9L V8 5899cc 360 CID	

BUYER'S GUIDE

USMW	Years	Application	Engine	
USEP7064M	1993	DODGE D150	5.9L V8 5899cc 360 CID	
	1993	DODGE D250	5.9L V8 5899cc 360 CID	
	1993	DODGE D250	5.9L V8 5899cc 360 CID	
	1993	DODGE D250	5.9L V8 5899cc 360 CID	
	1993	DODGE D250	5.9L V8 5899cc 360 CID	
	1993	DODGE D350	5.9L V8 5899cc 360 CID	
	1993	DODGE D350	5.9L V8 5899cc 360 CID	
	1993	DODGE D350	5.9L V8 5899cc 360 CID	
	1993	DODGE D350	5.9L V8 5899cc 360 CID	
	1994	DODGE RAMCHARGER 2WD (MEX)	5.9L V8 5900cc 360 CID	
	1994	DODGE RAMCHARGER 4WD (MEX)	5.9L V8 5900cc 360 CID	
	1995-1996	DODGE RAMCHARGER (MEX)	5.9L V8 5900cc 360 CID	
	USEP7065M	1994	DODGE RAM 1500	3.9L V6 3906cc 239 CID
		1994	DODGE RAM 1500	5.2L V8 5211cc 318 CID
1994		DODGE RAM 1500	5.9L V8 5899cc 360 CID	
1994		DODGE RAM 2500	5.2L V8 5211cc 318 CID	
1994		DODGE RAM 2500	5.9L V8 5899cc 360 CID	
1994		DODGE RAM 2500	8.0L V10 7990cc 488 CID	
1994		DODGE RAM 3500	5.9L V8 5899cc 360 CID	
1994	DODGE RAM 3500	8.0L V10 7990cc 488 CID		
USEP7067S	1993	EAGLE SUMMIT	2.4L L4 2351cc	
USEP7068H	1987	DODGE MINI RAM	2.5L L4 2507cc 153 CID	
	1987	PLYMOUTH VOYAGER	2.5L L4 2507cc 153 CID	
	1988	DODGE CARAVAN	2.5L L4 2507cc 153 CID	
	1988	DODGE GRAND CARAVAN	2.5L L4 2507cc 153 CID	
	1988	DODGE MINI RAM	2.5L L4 2507cc 153 CID	
	1988	PLYMOUTH GRAND VOYAGER	2.5L L4 2507cc 153 CID	
	1988	PLYMOUTH VOYAGER	2.5L L4 2507cc 153 CID	
	1990-1993	CHRYSLER VOYAGER (MEX)	2.5L L4 2507cc 153 CID	
	1991	CHRYSLER PHANTOM (MEX)	2.5L L4 2500cc 153 CID	
	USEP7069H	1986-1987	CHRYSLER NEW YORKER	2.5L L4 2507cc 153 CID
1986-1987		DODGE 600	2.2L L4 135 CID	
1986-1987		DODGE 600	2.5L L4 2507cc 153 CID	
1986-1987		DODGE ARIES	2.2L L4 135 CID	
1986-1987		DODGE ARIES	2.5L L4 2507cc 153 CID	
1986-1987		DODGE LANCER	2.2L L4 135 CID	
1986-1987		DODGE LANCER	2.5L L4 2507cc 153 CID	
1986-1987		PLYMOUTH RELIANT	2.2L L4 135 CID	
1986-1987		PLYMOUTH RELIANT	2.5L L4 2507cc 153 CID	
1986-1988		CHRYSLER TOWN & COUNTRY	2.5L L4 2507cc 153 CID	
1986-1988		DODGE DAYTONA	2.5L L4 2507cc 153 CID	
1986-1988		PLYMOUTH CARAVELLE	2.5L L4 2507cc 153 CID	
1986		CHRYSLER LASER	2.2L L4 135 CID	
1986		CHRYSLER LASER	2.5L L4 2507cc 153 CID	
1986		CHRYSLER LEBARON	2.2L L4 135 CID	
1986		CHRYSLER LEBARON	2.2L L4 135 CID	
1986		CHRYSLER LEBARON	2.5L L4 2507cc 153 CID	
1986		CHRYSLER LEBARON	2.5L L4 2507cc 153 CID	
1986		DODGE 600	2.2L L4 135 CID	
1986		DODGE 600	2.5L L4 2507cc 153 CID	
1986		DODGE ARIES	2.2L L4 135 CID	
1986		DODGE ARIES	2.5L L4 2507cc 153 CID	
1986		DODGE DAYTONA	2.2L L4 135 CID	
1986		PLYMOUTH CARAVELLE	2.2L L4 135 CID	
1986		PLYMOUTH RELIANT	2.5L L4 2507cc 153 CID	
1987-1988		CHRYSLER LEBARON	2.2L L4 135 CID	
1987-1988		CHRYSLER LEBARON	2.5L L4 2507cc 153 CID	
1987-1988		DODGE 600	2.2L L4 135 CID	
1987-1989		PLYMOUTH SUNDANCE	2.2L L4 135 CID	
1987-1990		DODGE SHADOW	2.2L L4 135 CID	
1987		CHRYSLER PHANTOM	2.2L L4 2213cc 135 CID	
1987		CHRYSLER PHANTOM (MEX)	2.2L L4 2213cc 135 CID	
1987		DODGE 600	2.5L L4 2507cc 153 CID	
1987		PLYMOUTH RELIANT	2.5L L4 2507cc 153 CID	
1988-1989		DODGE ARIES	2.2L L4 135 CID	
1988-1989	DODGE ARIES	2.5L L4 2507cc 153 CID		
1988-1989	PLYMOUTH RELIANT	2.2L L4 135 CID		
1988-1989	PLYMOUTH RELIANT	2.5L L4 2507cc 153 CID		
1988-1990	CHRYSLER SHADOW (MEX)	2.5L L4 2507cc 153 CID		

USMW	Years	Application	Engine	
	1988-1990	PLYMOUTH SUNDANCE	2.2L L4 135 CID	
	1988	DODGE 600	2.5L L4 2507cc 153 CID	
	1988	DODGE LANCER	2.2L L4 135 CID	
	1988	DODGE LANCER	2.5L L4 2507cc 153 CID	
	1988	DODGE SHADOW	2.5L L4 2507cc 153 CID	
	1988	PLYMOUTH SUNDANCE	2.5L L4 2507cc 153 CID	
	1989-1990	DODGE DYNASTY	2.5L L4 2507cc 153 CID	
	1989-1990	DODGE SHADOW	2.5L L4 2507cc 153 CID	
	1989	DODGE LANCER	2.2L L4 135 CID	
	1989	PLYMOUTH SUNDANCE	2.5L L4 2507cc 153 CID	
	1990	CHRYSLER LEBARON	2.5L L4 2507cc 153 CID	
	1990	PLYMOUTH SUNDANCE	2.5L L4 2507cc 153 CID	
	USEP7071H	1983-1987	CHRYSLER LEBARON K (MEX)	2.2L L4 2200cc 134 CID
		1983-1988	DODGE MAGNUM K (MEX)	2.2L L4 2200cc 134 CID
1984-1988		DODGE MAGNUM	2.2L L4 2213cc 135 CID	
1985-1986		CHRYSLER LASER	2.2L L4 135 CID	
1985-1986		DODGE LANCER	2.2L L4 135 CID	
1985-1986		PLYMOUTH CARAVELLE	2.2L L4 135 CID	
1985-1987		CHRYSLER LEBARON	2.2L L4 2213cc 135 CID	
1985-1987		DODGE LANCER	2.2L L4 135 CID	
1985		CHRYSLER LASER	2.2L L4 135 CID	
1985		CHRYSLER LEBARON	2.2L L4 135 CID	
1985		CHRYSLER NEW YORKER	2.2L L4 135 CID	
1985		CHRYSLER TOWN & COUNTRY	2.2L L4 135 CID	
1985		DODGE 600	2.2L L4 135 CID	
1985		DODGE DAYTONA	2.2L L4 135 CID	
1985		PLYMOUTH CARAVELLE	2.2L L4 135 CID	
1986		CHRYSLER LEBARON	2.2L L4 135 CID	
1986		CHRYSLER NEW YORKER	2.2L L4 135 CID	
1986		CHRYSLER TOWN & COUNTRY	2.2L L4 135 CID	
1986		DODGE 600	2.2L L4 135 CID	
1986		DODGE DAYTONA	2.2L L4 135 CID	
1986		PLYMOUTH CARAVELLE	2.2L L4 135 CID	
1987-1988		CHRYSLER LEBARON	2.2L L4 135 CID	
1987-1988		CHRYSLER TOWN & COUNTRY	2.2L L4 135 CID	
1987-1988		DODGE 600	2.2L L4 135 CID	
1987-1988		DODGE DAYTONA	2.2L L4 135 CID	
1987-1988		DODGE SHADOW	2.2L L4 135 CID	
1987-1988		PLYMOUTH SUNDANCE	2.2L L4 135 CID	
1987		CHRYSLER NEW YORKER	2.2L L4 135 CID	
1987		DODGE 600	2.2L L4 135 CID	
1988-1989		CHRYSLER PHANTOM	2.2L L4 2213cc 135 CID	
1988-1990		CHRYSLER PHANTOM (MEX)	2.2L L4 2213cc 135 CID	
1988		CHRYSLER NEW YORKER	2.2L L4 135 CID	
1988		DODGE LANCER	2.2L L4 135 CID	
1988		DODGE LANCER	2.2L L4 135 CID	
1989-1990		CHRYSLER LEBARON	2.5L L4 2507cc 153 CID	
1989-1990	CHRYSLER SPIRIT (MEX)	3.0L V6 2986cc		
1989-1990	DODGE DAYTONA	2.5L L4 2507cc 153 CID		
1989-1990	DODGE DYNASTY	3.0L V6 2972cc 181 CID		
1989-1990	DODGE SPIRIT	2.5L L4 2507cc 153 CID		
1989-1990	DODGE SPIRIT	3.0L V6 2972cc 181 CID		
1989-1990	PLYMOUTH ACCLAIM	2.5L L4 2507cc 153 CID		
1989-1990	PLYMOUTH ACCLAIM	3.0L V6 2972cc 181 CID		
1989-1990	PLYMOUTH SUNDANCE	2.5L L4 2507cc 153 CID		
1989	CHRYSLER LEBARON	2.2L L4 135 CID		
1989	CHRYSLER LEBARON	2.5L L4 2507cc 153 CID		
1989	CHRYSLER NEW YORKER	2.2L L4 2213cc 135 CID		
1989	CHRYSLER NEW YORKER	3.0L V6 2972cc 181 CID		
1989	CHRYSLER TC MASERATI	2.2L L4 135 CID		
1989	DODGE DAYTONA	2.2L L4 135 CID		
1989	DODGE LANCER	2.2L L4 135 CID		
1989	DODGE LANCER	2.5L L4 2507cc 153 CID		
1989	DODGE SHADOW	2.2L L4 135 CID		
1989	DODGE SHADOW	2.5L L4 2507cc 153 CID		
1990	CHRYSLER IMPERIAL	3.3L V6 3301cc 201 CID		
1990	CHRYSLER LEBARON	2.2L L4 135 CID		
1990	CHRYSLER LEBARON	3.0L V6 2972cc 181 CID		
1990	CHRYSLER NEW YORKER	3.3L V6 3301cc 201 CID		

USMW	Years	Application	Engine
USEP7071H	1990	CHRYSLER TC MASERATI	2.2L L4 135 CID
	1990	CHRYSLER TC MASERATI	3.0L V6 2972cc 181 CID
	1990	DODGE DAYTONA	2.2L L4 135 CID
	1990	DODGE DAYTONA	3.0L V6 2972cc 181 CID
	1990	DODGE DYNASTY	3.3L V6 3301cc 201 CID
	1990	DODGE SHADOW	2.2L L4 135 CID
	1990	DODGE SHADOW	2.5L L4 2507cc 153 CID
	1990	DODGE SPIRIT	2.5L L4 2507cc 153 CID
	1990	DODGE SPIRIT	3.0L V6 2972cc 181 CID
	1990	PLYMOUTH ACCLAIM	3.0L V6 2972cc 181 CID
USEP7072S	1987	JEEP COMANCHE	4.0L L6 242 CID
	1988	JEEP COMANCHE	4.0L L6 242 CID
	1989-1990	JEEP COMANCHE	4.0L L6 242 CID
	1991-1992	JEEP CHEROKEE	4.0L L6 242 CID
	1991-1992	JEEP COMANCHE	2.5L L4 150 CID
	1991-1992	JEEP COMANCHE	4.0L L6 242 CID
	1991-1993	JEEP CHEROKEE	2.5L L4 150 CID
	1991	JEEP COMANCHE	2.5L L4 150 CID
	1993	JEEP CHEROKEE	4.0L L6 242 CID
	1993	JEEP CHEROKEE	4.0L L6 242 CID
USEP7073S	1988-1990	DODGE OMNI	2.2L L4 135 CID
	1988-1990	PLYMOUTH HORIZON	2.2L L4 135 CID
USEP7074H	1987	DODGE CARAVAN	3.0L V6 2972cc 181 CID
	1987	DODGE MINI RAM	3.0L V6 2972cc 181 CID
	1987	PLYMOUTH VOYAGER	3.0L V6 2972cc 181 CID
	1988-1990	PLYMOUTH VOYAGER	3.0L V6 2972cc 181 CID
	1988	DODGE CARAVAN	3.0L V6 2972cc 181 CID
	1988	DODGE GRAND CARAVAN	3.0L V6 2972cc 181 CID
	1988	DODGE MINI RAM	3.0L V6 2972cc 181 CID
	1988	PLYMOUTH GRAND VOYAGER	3.0L V6 2972cc 181 CID
	1989-1990	DODGE CARAVAN	2.5L L4 2507cc 153 CID
	1989-1990	DODGE CARAVAN	3.0L V6 2972cc 181 CID
	1989-1990	PLYMOUTH VOYAGER	2.5L L4 2507cc 153 CID
	1989	DODGE CARAVAN	2.5L L4 2507cc 153 CID
	1989	DODGE GRAND CARAVAN	3.0L V6 2972cc 181 CID
	1989	PLYMOUTH GRAND VOYAGER	3.0L V6 2972cc 181 CID
	1989	PLYMOUTH VOYAGER	2.5L L4 2507cc 153 CID
	1990	CHRYSLER TOWN & COUNTRY	3.3L V6 3301cc 201 CID
	1990	DODGE CARAVAN	2.5L L4 2507cc 153 CID
	1990	DODGE CARAVAN	3.0L V6 2972cc 181 CID
	1990	DODGE GRAND CARAVAN	3.3L V6 3301cc 201 CID
	1990	PLYMOUTH GRAND VOYAGER	3.3L V6 3301cc 201 CID
	1990	PLYMOUTH VOYAGER	2.5L L4 2507cc 153 CID
1990	PLYMOUTH VOYAGER	3.0L V6 2972cc 181 CID	
1992-1993	CHRYSLER VOYAGER (MEX)	3.0L V6 2966cc	
USEP7075M	1995	CHRYSLER NEON	2.0L L4 1996cc 122 CID
	1995	DODGE NEON	2.0L L4 1996cc 122 CID
	1995	DODGE NEON	2.0L L4 1997cc 122 CID
	1995	PLYMOUTH NEON	2.0L L4 1996cc 122 CID
	1996	DODGE NEON	2.0L L4 1996cc 122 CID
	1996	PLYMOUTH NEON	2.0L L4 1996cc 122 CID
USEP7076M	1994-1995	CHRYSLER CONCORDE	3.3L V6 3301cc 201 CID
	1994-1995	DODGE INTREPID	3.3L V6 3301cc 201 CID
USEP7077M	1991-1995	CHRYSLER GRAND VOYAGER (MEX)	3.8L V6 3800cc 231 CID
	1994-1995	CHRYSLER VOYAGER (MEX)	2.5L L4 2507cc 153 CID
	1994-1995	DODGE CARAVAN	2.5L L4 2507cc 153 CID
	1994-1995	DODGE CARAVAN	3.0L V6 2972cc 181 CID
	1994-1995	DODGE CARAVAN	3.3L V6 3301cc 201 CID
	1994-1995	DODGE GRAND CARAVAN	3.0L V6 2972cc 181 CID
	1994-1995	PLYMOUTH VOYAGER	2.5L L4 2507cc 153 CID
	1994-1995	PLYMOUTH VOYAGER	3.0L V6 2972cc 181 CID
	1994-1995	PLYMOUTH VOYAGER	3.3L V6 3301cc 201 CID
	1994	CHRYSLER TOWN & COUNTRY	3.8L V6 230 CID
	1994	CHRYSLER VOYAGER (MEX)	3.0L V6 2966cc
	1994	CHRYSLER VOYAGER (MEX)	3.3L V6 3294cc
	1994	DODGE GRAND CARAVAN	3.8L V6 230 CID
	1994	PLYMOUTH VOYAGER	3.0L V6 2972cc 181 CID
	1994	PLYMOUTH VOYAGER	3.3L V6 3301cc 201 CID
1995	CHRYSLER GRAND VOYAGER	3.8L V6 230 CID	

USMW	Years	Application	Engine	
	1995	CHRYSLER TOWN & COUNTRY	3.8L V6 230 CID	
	1995	CHRYSLER TOWN & COUNTRY	3.8L V6 230 CID	
	1995	CHRYSLER VOYAGER	3.3L V6 3301cc 201 CID	
	1995	DODGE CARAVAN	3.3L V6 3301cc 201 CID	
	1995	DODGE GRAND CARAVAN	3.3L V6 3301cc 201 CID	
	1995	DODGE GRAND CARAVAN	3.8L V6 230 CID	
	USEP7081H	1995	MINI GALANT	2.4L L4 2351cc
		1995	MINI GALANT	2.4L L4 2351cc
		1995	MINI GALANT	2.4L L4 2351cc
		1995	MINI GALANT	2.4L L4 2351cc
1995		MINI GALANT	2.4L L4 2351cc	
1995		MINI GALANT	2.4L L4 2351cc	
USEP7086M	1995	DODGE RAM 1500	3.9L V6 3906cc 239 CID	
	1995	DODGE RAM 1500	5.2L V8 5211cc 318 CID	
	1995	DODGE RAM 1500	5.9L V8 5899cc 360 CID	
	1995	DODGE RAM 2500	5.2L V8 5211cc 318 CID	
	1995	DODGE RAM 2500	5.9L V8 5899cc 360 CID	
	1995	DODGE RAM 2500	5.9L V8 5899cc 360 CID	
	1995	DODGE RAM 2500	5.9L V8 5899cc 360 CID	
	1995	DODGE RAM 2500	8.0L V10 7990cc 488 CID	
	1995	DODGE RAM 3500	5.9L V8 5899cc 360 CID	
	1995	DODGE RAM 3500	8.0L V10 7990cc 488 CID	
USEP7087M	1995	JEEP GRAND CHEROKEE	4.0L L6 242 CID	
	1995	JEEP GRAND CHEROKEE	5.2L V8 5211cc 318 CID	
USEP7089M	1995-1997	CHRYSLER CIRRUS	2.4L L4 2429cc 148 CID	
	1995-1997	CHRYSLER CIRRUS	2.5L V6 2497cc 152 CID	
	1995-1997	DODGE STRATUS	2.0L L4 1996cc 122 CID	
	1995-1997	DODGE STRATUS	2.5L V6 2497cc 152 CID	
	1995	CHRYSLER STRATUS	2.4L L4 2400cc 146 CID	
	1995	DODGE STRATUS	2.4L L4 2429cc 148 CID	
	1995	DODGE STRATUS	2.4L L4 2429cc 148 CID	
	1995	PLYMOUTH BREEZE (MEX)	2.0L L4 2001cc	
	1996-1997	CHRYSLER STRATUS	2.4L L4 2429cc 148 CID	
	1996-1997	CHRYSLER STRATUS (MEX)	2.4L L4 2429cc 148 CID	
	1996-1997	DODGE STRATUS	2.4L L4 2429cc 148 CID	
	1996-1997	PLYMOUTH BREEZE	2.0L L4 1996cc 122 CID	
	1996	CHRYSLER CIRRUS	2.5L V6 2497cc 152 CID	
	1996	CHRYSLER SEBRING	2.4L L4 2429cc 148 CID	
1997-1998	CHRYSLER SEBRING	2.4L L4 2429cc 148 CID		
1997	CHRYSLER CIRRUS	2.4L L4 2429cc 148 CID		
1998	DODGE STRATUS	2.4L L4 2429cc 148 CID		
USEP7091S	1987-1988	JEEP CHEROKEE	4.0L L6 242 CID	
	1987-1990	JEEP WAGONEER	4.0L L6 242 CID	
	1987	JEEP WAGONEER	4.0L L6 242 CID	
	1989-1990	JEEP CHEROKEE	4.0L L6 242 CID	
USEP7093	1998-2001	DODGE RAM 2500 VAN	5.2L V8 5211cc 318 CID	
	1999-2000	DODGE RAMCHARGER	5.9L V8 5899cc 360 CID	
USEP7093M	1996-1997	DODGE RAM 1500	3.9L V6 3906cc 239 CID	
	1996-1997	DODGE RAM 1500	5.2L V8 5211cc 318 CID	
	1996-1997	DODGE RAM 1500	5.9L V8 5899cc 360 CID	
	1996-1997	DODGE RAM 2500	5.9L V8 5899cc 360 CID	
	1996-1997	DODGE RAM 2500	8.0L V10 7990cc 488 CID	
	1996-1997	DODGE RAM 3500	5.9L V8 5899cc 360 CID	
	1996-1997	DODGE RAM 3500	8.0L V10 7990cc 488 CID	
	1996	DODGE RAM 2500	5.2L V8 5211cc 318 CID	
	1996	DODGE RAM 2500	5.9L V8 5899cc 360 CID	
	1997	DODGE RAM 3500	5.9L V8 5899cc 360 CID	
USEP7094	1995	DODGE RAM 1500	3.9L V6 3906cc 239 CID	
	1995	DODGE RAM 1500	5.2L V8 5211cc 318 CID	
	1995	DODGE RAM 1500	5.9L V8 5899cc 360 CID	
	1995	DODGE RAM 2500	5.2L V8 5211cc 318 CID	
	1995	DODGE RAM 2500	5.9L V8 5899cc 360 CID	
	1995	DODGE RAM 2500	8.0L V10 7990cc 488 CID	
	1995	DODGE RAM 3500	5.9L V8 5899cc 360 CID	
	1995	DODGE RAM 3500	8.0L V10 7990cc 488 CID	
	1997	DODGE DAKOTA	2.5L L4 2507cc 153 CID	
	1997	DODGE DAKOTA	3.9L V6 3906cc 239 CID	
	1997	DODGE DAKOTA	5.2L V8 5211cc 318 CID	

USMW	Years	Application	Engine
USEP7094	1997	DODGE RAMCHARGER (MEX)	5.9L V8 5900cc 360 CID
	1998-1999	DODGE DAKOTA	2.5L L4 2507cc 153 CID
	1998-1999	DODGE DAKOTA	3.9L V6 3906cc 239 CID
	1998-1999	DODGE DAKOTA	5.2L V8 5211cc 318 CID
	1998-1999	DODGE DAKOTA	5.9L V8 5899cc 360 CID
USEP7094M	1996-1997	CHRYSLER TOWN & COUNTRY	3.3L V6 3301cc 201 CID
	1996-1997	CHRYSLER TOWN & COUNTRY	3.8L V6 230 CID
	1996-1997	CHRYSLER VOYAGER (MEX)	2.4L L4 2426cc
	1996-1997	CHRYSLER VOYAGER (MEX)	3.0L V6 2966cc
	1996-1997	DODGE CARAVAN	3.0L V6 2972cc 181 CID
	1996-1997	PLYMOUTH VOYAGER	2.4L L4 2429cc 148 CID
	1996-1997	PLYMOUTH VOYAGER	3.0L V6 2972cc 181 CID
	1996-1997	PLYMOUTH VOYAGER	3.3L V6 3301cc 201 CID
	1996	CHRYSLER TOWN & COUNTRY	3.3L V6 3301cc 201 CID
	1996	CHRYSLER TOWN & COUNTRY	3.8L V6 230 CID
	1996	DODGE CARAVAN	2.4L L4 2429cc 148 CID
	1996	DODGE CARAVAN	3.3L V6 3301cc 201 CID
	1996	DODGE CARAVAN	3.8L V6 230 CID
	1996	DODGE GRAND CARAVAN	2.4L L4 2429cc 148 CID
	1996	DODGE GRAND CARAVAN	3.0L V6 2972cc 181 CID
	1996	DODGE GRAND CARAVAN	3.3L V6 3301cc 201 CID
	1996	DODGE GRAND CARAVAN	3.8L V6 230 CID
	1996	PLYMOUTH GRAND VOYAGER	2.4L L4 2429cc 148 CID
	1996	PLYMOUTH GRAND VOYAGER	3.0L V6 2972cc 181 CID
	1996	PLYMOUTH GRAND VOYAGER	3.3L V6 3301cc 201 CID
	1997-1999	CHRYSLER VOYAGER (MEX)	3.3L V6 3294cc
	1997-2000	CHRYSLER VOYAGER	3.3L V6 3301cc 201 CID
	1997	CHRYSLER TOWN & COUNTRY	3.3L V6 3301cc 201 CID
	1997	CHRYSLER TOWN & COUNTRY	3.8L V6 230 CID
	1997	DODGE CARAVAN	2.4L L4 2429cc 148 CID
	1997	DODGE CARAVAN	3.3L V6 3301cc 201 CID
	1997	DODGE CARAVAN	3.8L V6 230 CID
	1997	DODGE GRAND CARAVAN	2.4L L4 2429cc 148 CID
	1997	DODGE GRAND CARAVAN	3.0L V6 2972cc 181 CID
	1997	DODGE GRAND CARAVAN	3.3L V6 3301cc 201 CID
	1997	DODGE GRAND CARAVAN	3.8L V6 230 CID
	1997	PLYMOUTH GRAND VOYAGER	2.4L L4 2429cc 148 CID
	1997	PLYMOUTH GRAND VOYAGER	3.0L V6 2972cc 181 CID
	1997	PLYMOUTH GRAND VOYAGER	3.3L V6 3301cc 201 CID
	1997	PLYMOUTH VOYAGER	3.3L V6 3301cc 201 CID
	1998-1999	DODGE CARAVAN	2.4L L4 2429cc 148 CID
	1998-1999	DODGE CARAVAN	3.3L V6 3301cc 201 CID
	1998-1999	DODGE CARAVAN	3.8L V6 230 CID
	1998-1999	PLYMOUTH VOYAGER	2.4L L4 2429cc 148 CID
	1998-1999	PLYMOUTH VOYAGER	3.0L V6 2972cc 181 CID
1998-2000	CHRYSLER GRAND VOYAGER (MEX)	3.8L V6 3800cc 231 CID	
1998-2000	DODGE GRAND CARAVAN	3.0L V6 2972cc 181 CID	
1998-2000	DODGE GRAND CARAVAN	3.8L V6 230 CID	
1998	CHRYSLER TOWN & COUNTRY	3.3L V6 3301cc 201 CID	
1998	CHRYSLER TOWN & COUNTRY	3.8L V6 230 CID	
1998	DODGE CARAVAN	3.0L V6 2972cc 181 CID	
1998	DODGE GRAND CARAVAN	3.3L V6 3301cc 201 CID	
1998	PLYMOUTH GRAND VOYAGER	3.0L V6 2972cc 181 CID	
1998	PLYMOUTH GRAND VOYAGER	3.3L V6 3301cc 201 CID	
1999-2000	CHRYSLER TOWN & COUNTRY	3.3L V6 3301cc 201 CID	
1999-2000	CHRYSLER TOWN & COUNTRY	3.8L V6 230 CID	
1999-2000	PLYMOUTH GRAND VOYAGER	3.0L V6 2972cc 181 CID	
1999	PLYMOUTH GRAND VOYAGER	3.8L V6 230 CID	
1999	PLYMOUTH VOYAGER	3.8L V6 230 CID	
2000	CHRYSLER GRAND VOYAGER	3.0L V6 2972cc 181 CID	
2000	CHRYSLER VOYAGER	2.4L L4 2429cc 148 CID	
2000	CHRYSLER VOYAGER	3.0L V6 2972cc 181 CID	
2000	PLYMOUTH VOYAGER	2.4L L4 2429cc 148 CID	
2000	PLYMOUTH VOYAGER	3.0L V6 2972cc 181 CID	
USEP7095M	1996	DODGE DAKOTA	2.5L L4 2500cc 153 CID
	1996	DODGE DAKOTA	2.5L L4 2507cc 153 CID
	1996	DODGE DAKOTA	3.9L V6 3906cc 239 CID
	1996	DODGE DAKOTA	5.2L V8 5211cc 318 CID
USEP7096M	1996	DODGE DAKOTA	2.5L L4 2500cc 153 CID

USMW	Years	Application	Engine	
	1996	DODGE DAKOTA	2.5L L4 2507cc 153 CID	
	1996	DODGE DAKOTA	3.9L V6 3906cc 239 CID	
	1996	DODGE DAKOTA	5.2L V8 5211cc 318 CID	
USEP7097	1995-2002	CHRYSLER VOYAGER (MEX)	3.3L V6 3294cc	
	1995	CHRYSLER VOYAGER	3.3L V6 3301cc 201 CID	
	1996-1997	CHRYSLER NEON	2.0L L4 1996cc 122 CID	
	1996	DODGE NEON	2.0L L4 1996cc 122 CID	
	1996	PLYMOUTH NEON	2.0L L4 1996cc 122 CID	
	1997	DODGE NEON	2.0L L4 1996cc 122 CID	
	1997	PLYMOUTH NEON	2.0L L4 1996cc 122 CID	
	1998	DODGE NEON	2.0L L4 1996cc 122 CID	
	1998	PLYMOUTH NEON	2.0L L4 1996cc 122 CID	
	1999	DODGE NEON	2.0L L4 1996cc 122 CID	
	1999	PLYMOUTH NEON	2.0L L4 1996cc 122 CID	
	USEP7097M	1996-1997	CHRYSLER NEON	2.0L L4 1996cc 122 CID
1996		DODGE NEON	2.0L L4 1996cc 122 CID	
1996		PLYMOUTH NEON	2.0L L4 1996cc 122 CID	
1997		DODGE NEON	2.0L L4 1996cc 122 CID	
1997		PLYMOUTH NEON	2.0L L4 1996cc 122 CID	
1998		DODGE NEON	2.0L L4 1996cc 122 CID	
1998		PLYMOUTH NEON	2.0L L4 1996cc 122 CID	
1999		DODGE NEON	2.0L L4 1996cc 122 CID	
1999		PLYMOUTH NEON	2.0L L4 1996cc 122 CID	
USEP7099M		1996	JEEP GRAND CHEROKEE	4.0L L6 242 CID
	1996	JEEP GRAND CHEROKEE	5.2L V8 5211cc 318 CID	
USEP7100M	1996	DODGE B1500	3.9L V6 3906cc 239 CID	
	1996	DODGE B1500	5.2L V8 5211cc 318 CID	
	1996	DODGE B2500	3.9L V6 3906cc 239 CID	
	1996	DODGE B2500	5.2L V8 5211cc 318 CID	
	1996	DODGE B2500	5.9L V8 5899cc 360 CID	
	1996	DODGE B3500	5.2L V8 5211cc 318 CID	
	1996	DODGE B3500	5.9L V8 5899cc 360 CID	
	1996	DODGE B3500	5.9L V8 5899cc 360 CID	
USEP7101M	1996-1997	CHRYSLER INTREPID	3.5L V6 3518cc 215 CID	
	1996-1997	CHRYSLER LHS	3.5L V6 3497cc 215 CID	
	1996-1997	CHRYSLER LHS	3.5L V6 3518cc 215 CID	
	1996-1997	DODGE INTREPID	3.3L V6 3301cc 201 CID	
	1996-1997	DODGE INTREPID	3.5L V6 3497cc 215 CID	
	1996-1997	EAGLE VISION	3.3L V6 3301cc 201 CID	
	1996-1997	EAGLE VISION	3.5L V6 3497cc 215 CID	
	1996	CHRYSLER CONCORDE	3.3L V6 3301cc 201 CID	
	1996	CHRYSLER CONCORDE	3.5L V6 3497cc 215 CID	
	1996	CHRYSLER CONCORDE	3.5L V6 3518cc 215 CID	
	1996	CHRYSLER NEW YORKER	3.5L V6 3497cc 215 CID	
	1997	CHRYSLER CONCORDE	3.5L V6 3497cc 215 CID	
1997	DODGE INTREPID	3.5L V6 3497cc 215 CID		
USEP7103M	1997-1998	JEEP GRAND CHEROKEE	4.0L L6 242 CID	
	1997-1998	JEEP GRAND CHEROKEE	4.0L L6 242 CID	
	1997-1998	JEEP GRAND CHEROKEE	4.0L L6 242 CID	
	1997-1998	JEEP GRAND CHEROKEE	5.2L V8 5211cc 318 CID	
	1997-1998	JEEP GRAND CHEROKEE	5.2L V8 5211cc 318 CID	
	1997-1998	JEEP GRAND CHEROKEE	5.2L V8 5211cc 318 CID	
	1997	JEEP GRAND CHEROKEE	4.0L L6 242 CID	
	1997	JEEP GRAND CHEROKEE	5.2L V8 5211cc 318 CID	
	1998	JEEP GRAND CHEROKEE	5.9L V8 5899cc 360 CID	
	USEP7104M	1997	DODGE B1500	3.9L V6 3906cc 239 CID
		1997	DODGE B1500	5.2L V8 5211cc 318 CID
		1997	DODGE B2500	3.9L V6 3906cc 239 CID
1997		DODGE B2500	5.2L V8 5211cc 318 CID	
1997		DODGE B2500	5.9L V8 5899cc 360 CID	
1997		DODGE B3500	5.2L V8 5211cc 318 CID	
1997		DODGE B3500	5.9L V8 5899cc 360 CID	
1997		DODGE B3500	5.9L V8 5899cc 360 CID	
1998		DODGE B3500	5.9L V8 5899cc 360 CID	
USEP7111M		1998-1999	DODGE RAM 1500	3.9L V6 3906cc 239 CID
	1998-1999	DODGE RAM 1500	5.2L V8 5211cc 318 CID	
	1998-2001	DODGE RAM 1500	5.9L V8 5899cc 360 CID	
	1998-2002	DODGE RAM 2500	5.9L V8 5899cc 360 CID	
	1998-2002	DODGE RAM 2500	8.0L V10 7990cc 488 CID	
	1998-2002	DODGE RAM 3500	5.9L V8 5899cc 360 CID	
	1998-2002	DODGE RAM 3500	8.0L V10 7990cc 488 CID	
	1998-2002	DODGE RAM 3500	8.0L V10 7990cc 488 CID	

USMW	Years	Application	Engine	
USEP7111M	1998	DODGE RAM 1500	5.2L V8 5211cc 318 CID	
	1998	DODGE RAM 2500	5.9L V8 5899cc 360 CID	
	1999-2000	DODGE RAMCHARGER	5.9L V8 5899cc 360 CID	
	1999	DODGE RAM 1500	5.2L V8 5211cc 318 CID	
	1999	DODGE RAM 3500	5.9L V8 5899cc 360 CID	
	2000-2001	DODGE RAM 1500	3.9L V6 3906cc 239 CID	
	2000-2001	DODGE RAM 1500	5.2L V8 5211cc 318 CID	
	2000	DODGE RAM 2500	5.9L V8 5899cc 360 CID	
	2001	DODGE RAM 2500	5.9L V8 5899cc 360 CID	
	2002	DODGE RAM 1500	5.9L V8 5899cc 360 CID	
	2002	DODGE RAM 1500	5.9L V8 5899cc 360 CID	
	USEP7113M	1997-1998	PLYMOUTH BREEZE	2.4L L4 2429cc 148 CID
1998-2000		CHRYSLER CIRRUS	2.4L L4 2429cc 148 CID	
1998-2000		CHRYSLER CIRRUS	2.5L V6 2497cc 152 CID	
1998		DODGE STRATUS	2.0L L4 1996cc 122 CID	
1998		DODGE STRATUS	2.4L L4 2429cc 148 CID	
1998		DODGE STRATUS	2.5L V6 2497cc 152 CID	
1998		PLYMOUTH BREEZE	2.0L L4 1996cc 122 CID	
1999-2000		DODGE STRATUS	2.0L L4 1996cc 122 CID	
1999-2000		DODGE STRATUS	2.4L L4 2429cc 148 CID	
1999-2000		DODGE STRATUS	2.5L V6 2497cc 152 CID	
1999-2000		PLYMOUTH BREEZE	2.0L L4 1996cc 122 CID	
1999-2000		PLYMOUTH BREEZE	2.4L L4 2429cc 148 CID	
USEP7114M	1997	DODGE DAKOTA	2.5L L4 2507cc 153 CID	
	1997	DODGE DAKOTA	3.9L V6 3906cc 239 CID	
	1997	DODGE DAKOTA	5.2L V8 5211cc 318 CID	
	1998-1999	DODGE DAKOTA	2.5L L4 2507cc 153 CID	
	1998-1999	DODGE DAKOTA	3.9L V6 3906cc 239 CID	
	1998-1999	DODGE DAKOTA	5.2L V8 5211cc 318 CID	
	1998-1999	DODGE DAKOTA	5.9L V8 5899cc 360 CID	
	USEP7115MN	1997-1998	JEEP WRANGLER	2.5L L4 150 CID
		1997-1999	JEEP WRANGLER	4.0L L6 242 CID
		1997	JEEP WRANGLER	4.0L L6 242 CID
		2002	JEEP WRANGLER	4.0L L6 242 CID
	USEP7116	1997	DODGE DAKOTA	2.5L L4 2507cc 153 CID
1997		DODGE DAKOTA	3.9L V6 3906cc 239 CID	
1997		DODGE DAKOTA	5.2L V8 5211cc 318 CID	
1998-1999		DODGE DAKOTA	2.5L L4 2507cc 153 CID	
1998-1999		DODGE DAKOTA	3.9L V6 3906cc 239 CID	
1998-1999		DODGE DAKOTA	5.2L V8 5211cc 318 CID	
1998-1999		DODGE DAKOTA	5.9L V8 5899cc 360 CID	
2000-2001		DODGE DAKOTA	2.5L L4 2507cc 153 CID	
2000-2001		DODGE DAKOTA	3.9L V6 3906cc 239 CID	
2000-2001		DODGE DAKOTA	4.7L V8 4703cc 287 CID	
2000-2001		DODGE DAKOTA	5.9L V8 5899cc 360 CID	
2000		DODGE DAKOTA	2.5L L4 2507cc 153 CID	
2000		DODGE DAKOTA	3.9L V6 3906cc 239 CID	
2000		DODGE DAKOTA	4.7L V8 4703cc 287 CID	
2000		DODGE DAKOTA	5.9L V8 5899cc 360 CID	
2002		DODGE DAKOTA	2.5L L4 2507cc 153 CID	
2002		DODGE DAKOTA	3.9L V6 3906cc 239 CID	
2002		DODGE DAKOTA	4.7L V8 4670cc 285 CID	
2002		DODGE DAKOTA	5.9L V8 5899cc 360 CID	
USEP7116M		1997	DODGE DAKOTA	2.5L L4 2507cc 153 CID
	1997	DODGE DAKOTA	3.9L V6 3906cc 239 CID	
	1997	DODGE DAKOTA	5.2L V8 5211cc 318 CID	
	1998-1999	DODGE DAKOTA	2.5L L4 2507cc 153 CID	
	1998-1999	DODGE DAKOTA	3.9L V6 3906cc 239 CID	
	1998-1999	DODGE DAKOTA	5.2L V8 5211cc 318 CID	
	1998-1999	DODGE DAKOTA	5.9L V8 5899cc 360 CID	
	2000-2001	DODGE DAKOTA	2.5L L4 2507cc 153 CID	
	2000-2001	DODGE DAKOTA	3.9L V6 3906cc 239 CID	
	2000-2001	DODGE DAKOTA	4.7L V8 4703cc 287 CID	
	2000-2001	DODGE DAKOTA	5.9L V8 5899cc 360 CID	

USMW	Years	Application	Engine
USEP7117	2000	DODGE DAKOTA	2.5L L4 2507cc 153 CID
	2000	DODGE DAKOTA	3.9L V6 3906cc 239 CID
	2000	DODGE DAKOTA	4.7L V8 4703cc 287 CID
	2000	DODGE DAKOTA	5.9L V8 5899cc 360 CID
	2002	DODGE DAKOTA	2.5L L4 2507cc 153 CID
	2002	DODGE DAKOTA	3.9L V6 3906cc 239 CID
	2002	DODGE DAKOTA	4.7L V8 4670cc 285 CID
	2002	DODGE DAKOTA	5.9L V8 5899cc 360 CID
	2003	DODGE DAKOTA	3.9L V6 3906cc 239 CID
	2003	DODGE DAKOTA	4.7L V8 4670cc 285 CID
	2003	DODGE DAKOTA	5.9L V8 5899cc 360 CID
	2003	DODGE DAKOTA	5.9L V8 5899cc 360 CID
USEP7117	2000	DODGE DURANGO	4.7L V8 4703cc 287 CID
USEP7117M	1998-1999	DODGE DURANGO	3.9L V6 3906cc 239 CID
	1998-2000	DODGE DURANGO	5.2L V8 5211cc 318 CID
	1998-2003	DODGE DURANGO	5.9L V8 5899cc 360 CID
	2000-2001	DODGE DURANGO	4.7L V8 4703cc 287 CID
USEP7121M	2002-2003	DODGE DURANGO	4.7L V8 4670cc 285 CID
	1997	JEEP CHEROKEE	2.5L L4 150 CID
	1997	JEEP CHEROKEE	4.0L L6 242 CID
USEP7122M	2001	JEEP CHEROKEE	4.0L L6 242 CID
	1997-1998	JEEP WRANGLER	2.5L L4 150 CID
	1997-1999	JEEP WRANGLER	4.0L L6 242 CID
USEP7123M	1997	JEEP WRANGLER	4.0L L6 242 CID
	1998	DODGE B1500	3.9L V6 3906cc 239 CID
	1998	DODGE B1500	5.2L V8 5211cc 318 CID
USEP7124M	1998	DODGE B1500	5.9L V8 5899cc 360 CID
	1998	DODGE B2500	5.2L V8 5211cc 318 CID
	1998	DODGE B2500	5.9L V8 5899cc 360 CID
	1998	DODGE B3500	5.2L V8 5211cc 318 CID
	1999-2002	DODGE RAM 1500 VAN	3.9L V6 3906cc 239 CID
	1999-2002	DODGE RAM 1500 VAN	5.2L V8 5211cc 318 CID
	1999-2002	DODGE RAM 1500 VAN	5.9L V8 5899cc 360 CID
	1999-2002	DODGE RAM 2500 VAN	5.2L V8 5211cc 318 CID
	1999-2002	DODGE RAM 2500 VAN	5.9L V8 5899cc 360 CID
	1999-2002	DODGE RAM 3500 VAN	5.2L V8 5211cc 318 CID
	1999-2002	DODGE RAM 3500 VAN	5.9L V8 5899cc 360 CID
	2001	DODGE RAM 2500 VAN	3.9L V6 3906cc 239 CID
	2003	DODGE RAM 1500 VAN	3.9L V6 3906cc 239 CID
	2003	DODGE RAM 1500 VAN	5.2L V8 5211cc 318 CID
	2003	DODGE RAM 1500 VAN	5.9L V8 5899cc 360 CID
	2003	DODGE RAM 2500 VAN	5.2L V8 5211cc 318 CID
	2003	DODGE RAM 2500 VAN	5.9L V8 5899cc 360 CID
	2003	DODGE RAM 3500 VAN	5.2L V8 5211cc 318 CID
	2003	DODGE RAM 3500 VAN	5.9L V8 5899cc 360 CID
	USEP7127M	1998	DODGE B1500
1998		DODGE B1500	5.2L V8 5211cc 318 CID
1998		DODGE B1500	5.9L V8 5899cc 360 CID
1998		DODGE B2500	5.2L V8 5211cc 318 CID
1998		DODGE B2500	5.9L V8 5899cc 360 CID
1998		DODGE B3500	5.2L V8 5211cc 318 CID
1998		DODGE B3500	5.9L V8 5899cc 360 CID
1999-2000		DODGE RAM 1500 VAN	3.9L V6 3906cc 239 CID
1999-2000		DODGE RAM 1500 VAN	5.2L V8 5211cc 318 CID
1999-2000		DODGE RAM 1500 VAN	5.9L V8 5899cc 360 CID
1999-2000		DODGE RAM 2500 VAN	5.2L V8 5211cc 318 CID
1999-2000		DODGE RAM 2500 VAN	5.9L V8 5899cc 360 CID
2001-2002	DODGE RAM 2500 VAN	5.2L V8 5211cc 318 CID	
2001-2002	DODGE RAM 2500 VAN	5.9L V8 5899cc 360 CID	
2001-2002	DODGE RAM 3500 VAN	5.2L V8 5211cc 318 CID	
2001-2002	DODGE RAM 3500 VAN	5.9L V8 5899cc 360 CID	
2001	DODGE RAM 2500 VAN	3.9L V6 3906cc 239 CID	
USEP7127M	1999-2001	JEEP GRAND CHEROKEE	4.7L V8 4703cc 287 CID
	1999-2001	JEEP GRAND CHEROKEE	4.7L V8 4703cc 287 CID
	1999-2004	JEEP GRAND CHEROKEE	4.0L L6 242 CID

USMW	Years	Application	Engine
USEP7127M	1999-2004	JEEP GRAND CHEROKEE	4.0L I6 242 CID
	2002-2004	JEEP GRAND CHEROKEE	4.7L V8 4670cc 285 CID
	2002-2004	JEEP GRAND CHEROKEE	4.7L V8 4670cc 285 CID
	2002-2004	JEEP GRAND CHEROKEE	4.7L V8 4670cc 285 CID
	2002-2004	JEEP GRAND CHEROKEE	4.7L V8 4670cc 285 CID
	2002	JEEP GRAND CHEROKEE	4.0L I6 242 CID
	2002	JEEP GRAND CHEROKEE	4.7L V8 4670cc 285 CID
	2004	JEEP GRAND CHEROKEE	4.0L I6 242 CID
	2004	JEEP GRAND CHEROKEE	4.7L V8 4670cc 285 CID
	2004	JEEP GRAND CHEROKEE	4.7L V8 4670cc 285 CID
USEP7128M	2001	DODGE DAKOTA	2.5L I4 2507cc 153 CID
	2001	DODGE DAKOTA	3.9L V6 3906cc 239 CID
	2001	DODGE DAKOTA	4.7L V8 4703cc 287 CID
	2001	DODGE DAKOTA	5.9L V8 5899cc 360 CID
	2002	DODGE DAKOTA	3.9L V6 3906cc 239 CID
	2002	DODGE DAKOTA	4.7L V8 4670cc 285 CID
	2002	DODGE DAKOTA	5.9L V8 5899cc 360 CID
	2003	DODGE DAKOTA	3.9L V6 3906cc 239 CID
	2003	DODGE DAKOTA	4.7L V8 4670cc 285 CID
	2003	DODGE DAKOTA	5.9L V8 5899cc 360 CID
USEP7129M	1998-1999	PLYMOUTH VOYAGER	3.3L V6 3301cc 201 CID
	1998	DODGE CARAVAN	3.3L V6 3301cc 201 CID
	1998	DODGE GRAND CARAVAN	3.3L V6 3301cc 201 CID
	1998	PLYMOUTH GRAND VOYAGER	3.3L V6 3301cc 201 CID
	1999-2000	DODGE GRAND CARAVAN	3.3L V6 3301cc 201 CID
	1999-2000	PLYMOUTH GRAND VOYAGER	3.3L V6 3301cc 201 CID
	1999	CHRYSLER TOWN & COUNTRY	3.3L V6 3301cc 201 CID
	1999	DODGE CARAVAN	3.3L V6 3301cc 201 CID
	2000	CHRYSLER GRAND VOYAGER	3.3L V6 3301cc 201 CID
	2000	CHRYSLER TOWN & COUNTRY	3.3L V6 3301cc 201 CID
	2000	CHRYSLER VOYAGER	3.3L V6 3301cc 201 CID
	2000	PLYMOUTH VOYAGER	3.3L V6 3301cc 201 CID
USEP7130M	2000	DODGE NEON	2.0L I4 1996cc 122 CID
	2000	PLYMOUTH NEON	2.0L I4 1996cc 122 CID
USEP7137M	1998-1999	CHRYSLER CONCORDE	2.7L V6 2700cc 167 CID
	1998-1999	CHRYSLER CONCORDE	3.2L V6 3200cc 197 CID
	1998-1999	DODGE INTREPID	2.7L V6 2700cc 167 CID
	1998-1999	DODGE INTREPID	3.2L V6 3200cc 197 CID
	1999	CHRYSLER 300M	3.5L V6 3518cc 215 CID
USEP7138M	1999	CHRYSLER LHS	3.5L V6 3497cc 215 CID
	1997-2001	DODGE RAM 4000 2WD (MEX)	5.9L V8 5900cc 360 CID
1998-1999	DODGE RAM 2500	5.9L V8 5899cc 360 CID	
1998-1999	DODGE RAM 2500	8.0L V10 7990cc 488 CID	
1998-1999	DODGE RAM 3500	5.9L V8 5899cc 360 CID	
1998-1999	DODGE RAM 3500	8.0L V10 7990cc 488 CID	
1998-2000	DODGE RAMCHARGER (MEX)	5.9L V8 5900cc 360 CID	
1998-2001	DODGE RAM 1500	3.9L V6 3906cc 239 CID	
1998	DODGE RAM 1500	5.2L V8 5211cc 318 CID	
1998	DODGE RAM 1500	5.9L V8 5899cc 360 CID	
1999-2000	DODGE RAMCHARGER	5.9L V8 5899cc 360 CID	
1999-2001	DODGE RAMCHARGER	5.2L V8 5211cc 318 CID	
1999-2001	DODGE RAMCHARGER (MEX)	5.2L V8 5215cc	
1999	DODGE RAM 1500	3.9L V6 3906cc 239 CID	
1999	DODGE RAM 1500	5.2L V8 5211cc 318 CID	
1999	DODGE RAM 1500	5.9L V8 5899cc 360 CID	
2000-2001	DODGE RAM 1500	5.2L V8 5211cc 318 CID	
2000-2001	DODGE RAM 1500	5.9L V8 5899cc 360 CID	
2000-2001	DODGE RAM 1500	5.9L V8 5899cc 360 CID	
2000-2001	DODGE RAM 2500	5.9L V8 5899cc 360 CID	
2000-2001	DODGE RAM 2500	8.0L V10 7990cc 488 CID	
2000-2001	DODGE RAM 3500	5.9L V8 5899cc 360 CID	
2000-2001	DODGE RAM 3500	5.9L V8 5899cc 360 CID	
2000-2001	DODGE RAM 3500	5.9L V8 5899cc 360 CID	
2000-2001	DODGE RAM 3500	5.9L V8 5899cc 360 CID	
2000-2001	DODGE RAM 3500	8.0L V10 7990cc 488 CID	
2000	DODGE RAM 1500	3.9L V6 3906cc 239 CID	
2000	DODGE RAM 1500	3.9L V6 3906cc 239 CID	
2000	DODGE RAM 1500	5.2L V8 5211cc 318 CID	

USMW	Years	Application	Engine	
	2000	DODGE RAM 2500	8.0L V10 7990cc 488 CID	
	2000	DODGE RAM 3500	8.0L V10 7990cc 488 CID	
	2002	DODGE RAM 4000 2WD (MEX)	5.7L V8 5700cc 348 CID	
USEP7141M	2001-2002	CHRYSLER CIRRUS	2.7L V6 2736cc 167 CID	
	2001-2002	CHRYSLER CIRRUS (MEX)	2.7L V6 2736cc 167 CID	
	2001	CHRYSLER SEBRING	2.4L I4 2429cc 148 CID	
	2001	CHRYSLER SEBRING	2.7L V6 2700cc 167 CID	
	2001	DODGE STRATUS	2.4L I4 2429cc 148 CID	
	2001	DODGE STRATUS	2.7L V6 2700cc 167 CID	
	2002	CHRYSLER CIRRUS	2.4L I4 2429cc 148 CID	
	2002	CHRYSLER CIRRUS (MEX)	2.4L I4 2429cc 148 CID	
	2002	CHRYSLER SEBRING	2.7L V6 2700cc 167 CID	
	2002	DODGE STRATUS	2.4L I4 2429cc 148 CID	
USEP7142M	2001-2002	DODGE NEON	2.0L I4 1996cc 122 CID	
	2001	PLYMOUTH NEON	2.0L I4 1996cc 122 CID	
	2002	DODGE NEON	2.0L I4 1996cc 122 CID	
	2003-2004	DODGE NEON	2.0L I4 1996cc 122 CID	
	2003	DODGE NEON	2.4L I4 2429cc 148 CID	
	2004-2005	DODGE NEON	2.4L I4 2429cc 148 CID	
	2005	DODGE NEON	2.0L I4 1996cc 122 CID	
	2001-2003	CHRYSLER PT CRUISER	2.4L I4 2429cc 148 CID	
	USEP7143M	2001-2002	CHRYSLER GRAND VOYAGER (MEX)	3.8L V6 3800cc 231 CID
		2001-2002	CHRYSLER TOWN & COUNTRY	3.8L V6 230 CID
USEP7144M	2001-2003	DODGE CARAVAN	2.4L I4 2429cc 148 CID	
	2001-2003	DODGE GRAND CARAVAN	3.8L V6 230 CID	
	2001	CHRYSLER GRAND VOYAGER	3.8L V6 230 CID	
	2001	CHRYSLER TOWN & COUNTRY	3.8L V6 230 CID	
	2001	CHRYSLER VOYAGER	2.4L I4 2429cc 148 CID	
	2001	DODGE CARAVAN	3.3L V6 3301cc 201 CID	
	2001	DODGE GRAND CARAVAN	3.8L V6 230 CID	
	2002	CHRYSLER TOWN & COUNTRY	3.8L V6 230 CID	
	2002	CHRYSLER VOYAGER	2.4L I4 2429cc 148 CID	
	2002	DODGE GRAND CARAVAN	3.8L V6 230 CID	
	2003	CHRYSLER TOWN & COUNTRY	3.8L V6 230 CID	
	2003	CHRYSLER VOYAGER	2.4L I4 2429cc 148 CID	
	USEP7146M	2001-2002	CHRYSLER TOWN & COUNTRY	3.3L V6 3301cc 201 CID
		2001-2002	CHRYSLER VOYAGER	3.3L V6 3301cc 201 CID
2001		CHRYSLER GRAND VOYAGER (MEX)	3.3L V6 3294cc	
2001		CHRYSLER TOWN & COUNTRY	3.3L V6 3301cc 201 CID	
2001		CHRYSLER VOYAGER	3.3L V6 3301cc 201 CID	
2001		DODGE CARAVAN	3.3L V6 3301cc 201 CID	
2001		DODGE GRAND CARAVAN	3.3L V6 3301cc 201 CID	
2001		DODGE GRAND CARAVAN	3.3L V6 3301cc 201 CID	
2002-2003		DODGE CARAVAN	3.3L V6 3301cc 201 CID	
2002		DODGE GRAND CARAVAN	3.3L V6 3301cc 201 CID	
2003	CHRYSLER TOWN & COUNTRY	3.3L V6 3301cc 201 CID		
2003	CHRYSLER VOYAGER	3.3L V6 3301cc 201 CID		
2003	CHRYSLER VOYAGER	3.3L V6 3301cc 201 CID		
2003	DODGE GRAND CARAVAN	3.3L V6 3301cc 201 CID		
2003	DODGE GRAND CARAVAN	3.3L V6 3301cc 201 CID		
USEP7152M	2000-2001	CHRYSLER 300M	3.5L V6 3497cc 215 CID	
	2000-2001	CHRYSLER 300M	3.5L V6 3518cc 215 CID	
	2000-2001	CHRYSLER CONCORDE	2.7L V6 2700cc 167 CID	
	2000-2001	CHRYSLER CONCORDE	3.2L V6 3200cc 197 CID	
	2000-2001	CHRYSLER LHS	3.5L V6 3497cc 215 CID	
	2000	DODGE INTREPID	2.7L V6 2700cc 167 CID	
	2000	DODGE INTREPID	3.2L V6 3200cc 197 CID	
	2000	DODGE INTREPID	3.5L V6 3497cc 215 CID	
	2001-2002	DODGE INTREPID	2.7L V6 2700cc 167 CID	
	2001	DODGE INTREPID	3.5L V6 3497cc 215 CID	
	2001	DODGE INTREPID	3.5L V6 3497cc 215 CID	
	2001	DODGE INTREPID	3.5L V6 3518cc 215 CID	
	2002-2004	CHRYSLER 300M	3.5L V6 3497cc 215 CID	
	2002-2004	CHRYSLER CONCORDE	3.5L V6 3497cc 215 CID	
2002	CHRYSLER CONCORDE	2.7L V6 2700cc 167 CID		
2002	CHRYSLER CONCORDE	3.5L V6 3518cc 215 CID		
2002	DODGE INTREPID	3.5L V6 3497cc 215 CID		
2002	DODGE INTREPID	3.5L V6 3497cc 215 CID		

USMW	Years	Application	Engine	
USEP7152M	2003-2004	CHRYSLER CONCORDE	2.7L V6 2700cc 167 CID	
	2003-2004	DODGE INTREPID	2.7L V6 2700cc 167 CID	
	2003	CHRYSLER 300M	3.5L V6 3497cc 215 CID	
	2003	DODGE INTREPID	3.5L V6 3497cc 215 CID	
	2004	DODGE INTREPID	3.5L V6 3497cc 215 CID	
	2004	DODGE INTREPID	3.5L V6 3497cc 215 CID	
USEP7153	1998-2002	DODGE RAM 2500	5.9L L6 5883cc 359 CID	
	1998-2002	DODGE RAM 3500	5.9L L6 5883cc 359 CID	
USEP7154	1997-1998	JEEP GRAND CHEROKEE	4.0L L6 242 CID	
	1997-1998	JEEP GRAND CHEROKEE	5.2L V8 5211cc 318 CID	
	1997-1998	JEEP WRANGLER	2.5L L4 150 CID	
	1997-1998	JEEP WRANGLER	2.5L L4 150 CID	
	1997-1999	JEEP WRANGLER	4.0L L6 242 CID	
	1997-1999	JEEP WRANGLER	4.0L L6 242 CID	
	1997	JEEP CHEROKEE	2.5L L4 150 CID	
	1997	JEEP CHEROKEE	4.0L L6 242 CID	
	1997	JEEP GRAND CHEROKEE	4.0L L6 242 CID	
	1997	JEEP GRAND CHEROKEE	5.2L V8 5211cc 318 CID	
	1997	JEEP WRANGLER	2.5L L4 2466cc 150 CID	
	1997	JEEP WRANGLER	4.0L L6 242 CID	
	1997	JEEP WRANGLER	4.0L L6 242 CID	
	1998-2000	JEEP CHEROKEE	2.5L L4 150 CID	
	1998-2000	JEEP CHEROKEE	4.0L L6 242 CID	
	1998-2002	JEEP WRANGLER	4.0L L6 3958cc 242 CID	
	1998	JEEP GRAND CHEROKEE	5.9L V8 5899cc 360 CID	
	1999-2000	JEEP GRAND CHEROKEE	4.0L L6 242 CID	
	1999-2000	JEEP GRAND CHEROKEE	4.7L V8 4703cc 287 CID	
	1999-2002	JEEP WRANGLER	2.5L L4 150 CID	
	2000-2001	JEEP WRANGLER	4.0L L6 242 CID	
	2001-2004	JEEP GRAND CHEROKEE	4.0L L6 242 CID	
	2001	JEEP CHEROKEE	4.0L L6 242 CID	
	2001	JEEP GRAND CHEROKEE	4.7L V8 4703cc 287 CID	
	2002-2004	JEEP GRAND CHEROKEE	4.7L V8 4670cc 285 CID	
	2002	JEEP GRAND CHEROKEE	4.0L L6 242 CID	
	2002	JEEP GRAND CHEROKEE	4.7L V8 4670cc 285 CID	
	2002	JEEP WRANGLER	4.0L L6 242 CID	
	2003-2004	JEEP WRANGLER	4.0L L6 242 CID	
	2004	JEEP GRAND CHEROKEE	4.0L L6 242 CID	
	2004	JEEP GRAND CHEROKEE	4.0L L6 3956cc 241 CID	
	2004	JEEP GRAND CHEROKEE	4.7L V8 4670cc 285 CID	
	USEP7156MN	2003-2004	JEEP TJ	4.0L L6 242 CID
		2003-2004	JEEP WRANGLER	2.4L L4 148 CID
		2003-2004	JEEP WRANGLER	2.4L L4 2429cc 148 CID
		2003-2004	JEEP WRANGLER	4.0L L6 3956cc 241 CID
2003		JEEP TJ	2.4L L4 148 CID	
2003		JEEP WRANGLER	4.0L L6 242 CID	
USEP7158M	2003	DODGE RAM 1500	5.7L V8 5653cc 345 CID	
	2003	DODGE RAM 1500	5.7L V8 5653cc 345 CID	
	2003	DODGE RAM 2500	5.7L V8 5653cc 345 CID	
	2003	DODGE RAM 2500	8.0L V10 7990cc 488 CID	
	2003	DODGE RAM 3500	5.7L V8 5653cc 345 CID	
	2003	DODGE RAM 3500	8.0L V10 7990cc 488 CID	
USEP7159M	2003	DODGE RAM 1500	5.7L V8 5653cc 345 CID	
USEP7160M	2002	DODGE RAM 1500	3.7L V6 226 CID	
	2002	DODGE RAM 1500	4.7L V8 4703cc 287 CID	
	2002	DODGE RAM 1500	5.9L V8 5899cc 360 CID	
	2003	DODGE RAM 1500	3.7L V6 226 CID	
	2003	DODGE RAM 1500	4.7L V8 4703cc 287 CID	
	2003	DODGE RAM 1500	5.7L V8 5653cc 345 CID	
	2003	DODGE RAM 1500	5.9L V8 5899cc 360 CID	
	2003	DODGE RAM 2500	5.7L V8 5653cc 345 CID	
	2003	DODGE RAM 2500	8.0L V10 7990cc 488 CID	
	2003	DODGE RAM 3500	5.7L V8 5653cc 345 CID	
	2003	DODGE RAM 3500	8.0L V10 7990cc 488 CID	
	USEP7161M	2002-2003	DODGE RAM 1500	3.7L V6 226 CID
		2002-2003	DODGE RAM 1500	4.7L V8 4703cc 287 CID
		2002-2003	DODGE RAM 1500	5.9L V8 5899cc 360 CID
USEP7162M	2002	JEEP LIBERTY	2.4L L4 148 CID	

USMW	Years	Application	Engine	
	2002	JEEP LIBERTY	3.7L V6 226 CID	
	2003	JEEP LIBERTY	2.4L L4 148 CID	
	2003	JEEP LIBERTY	3.7L V6 226 CID	
USEP7165M	2005-2006	DODGE RAM 1500	3.7L V6 226 CID	
	2005-2006	DODGE RAM 1500	4.7L V8 4670cc 285 CID	
	2005	DODGE RAM 4000 2WD (MEX)	5.7L V8 5700cc 348 CID	
	2006-2007	DODGE RAM 2500	5.7L V8 5653cc 345 CID	
	2007	DODGE RAM 1500	5.7L V8 5653cc 345 CID	
USEP7167M	2003-2004	CHRYSLER CIRRUS	2.4L L4 2429cc 148 CID	
	2003-2004	CHRYSLER CIRRUS	2.7L V6 2736cc 167 CID	
	2003-2009	CHRYSLER CIRRUS (MEX)	2.4L L4 2429cc 148 CID	
	2003	CHRYSLER CIRRUS (MEX)	2.7L V6 2736cc 167 CID	
	2003	CHRYSLER SEBRING	2.4L L4 2429cc 148 CID	
	2004-2006	CHRYSLER CIRRUS (MEX)	2.7L V6 2737cc	
	2004	CHRYSLER CIRRUS (MEX)	2.4L L4 2426cc	
	2004	CHRYSLER SEBRING	2.4L L4 2429cc 148 CID	
	2004	DODGE STRATUS	2.7L V6 2700cc 167 CID	
	2005-2006	CHRYSLER CIRRUS	2.4L L4 2429cc 148 CID	
	2005-2006	CHRYSLER CIRRUS	2.7L V6 2736cc 167 CID	
	2005-2006	CHRYSLER SEBRING	2.4L L4 2429cc 148 CID	
	2005-2006	CHRYSLER SEBRING	2.7L V6 2700cc 167 CID	
	2005	DODGE STRATUS	2.0L L4 1995cc 122 CID	
2005	DODGE STRATUS (MEX)	2.0L L4 1996cc 122 CID		
2007-2008	CHRYSLER CIRRUS	3.5L V6 3518cc 215 CID		
2007-2009	CHRYSLER CIRRUS	2.4L L4 2360cc 144 CID		
2007-2009	CHRYSLER CIRRUS (MEX)	3.5L V6 3500cc		
USEP7168M	2003	DODGE DAKOTA	3.9L V6 3906cc 239 CID	
	2003	DODGE DAKOTA	4.7L V8 4670cc 285 CID	
	2003	DODGE DAKOTA	5.9L V8 5899cc 360 CID	
USEP7169M	2003	CHRYSLER SEBRING	2.7L V6 2700cc 167 CID	
	2003	DODGE STRATUS	2.7L V6 2700cc 167 CID	
	2004	CHRYSLER SEBRING	2.7L V6 2700cc 167 CID	
	2004	DODGE STRATUS	2.7L V6 2700cc 167 CID	
	2005	CHRYSLER SEBRING	2.7L V6 2700cc 167 CID	
	2005	DODGE STRATUS	2.7L V6 2700cc 167 CID	
	2006	CHRYSLER SEBRING	2.7L V6 2700cc 167 CID	
	2006	DODGE STRATUS	2.7L V6 2700cc 167 CID	
	USEP7170M	2004	DODGE RAM 2500	5.7L V8 5653cc 345 CID
		2004	DODGE RAM 3500	5.7L V8 5653cc 345 CID
USEP7172M	2004	CHRYSLER TOWN & COUNTRY	3.8L V6 230 CID	
	2005	CHRYSLER TOWN & COUNTRY	3.3L V6 3301cc 201 CID	
	2005	CHRYSLER TOWN & COUNTRY	3.8L V6 230 CID	
	2005	DODGE GRAND CARAVAN	3.3L V6 3301cc 201 CID	
	2005	DODGE GRAND CARAVAN	3.3L V6 3301cc 201 CID	
USEP7180M	2006	DODGE RAM 1500	4.7L V8 4670cc 285 CID	
	2007	DODGE RAM 1500	4.7L V8 4670cc 285 CID	
USEP7182M	2005-2006	DODGE RAM 1500	3.7L V6 226 CID	
	2005-2006	DODGE RAM 1500	4.7L V8 4670cc 285 CID	
	2005	DODGE RAM 2500	5.7L V8 5653cc 345 CID	
	2005	DODGE RAM 3500	5.7L V8 5653cc 345 CID	
	2006-2007	DODGE RAM 3500	5.7L V8 5653cc 345 CID	
	2006	DODGE RAM 1500	4.7L V8 4670cc 285 CID	
	2006	DODGE RAM 1500	5.7L V8 5653cc 345 CID	
	2006	DODGE RAM 4000 2WD (MEX)	5.7L V8 5700cc 348 CID	
	2007-2008	DODGE RAM 2500 4WD (MEX)	4.7L V8 4700cc	
	2007	DODGE RAM 1500	3.7L V6 226 CID	
	2007	DODGE RAM 1500	4.7L V8 4670cc 285 CID	
	2007	DODGE RAM 1500	4.7L V8 4670cc 285 CID	
	2007	DODGE RAM 1500	4.7L V8 4670cc 285 CID	
	2007	DODGE RAM 1500	4.7L V8 4670cc 285 CID	
	2007	DODGE RAM 1500	4.7L V8 4670cc 285 CID	
2007	DODGE RAM 1500	4.7L V8 4670cc 285 CID		
2007	DODGE RAM 1500	5.7L V8 5653cc 345 CID		
2007	DODGE RAM 1500	5.7L V8 5653cc 345 CID		
2007	DODGE RAM 1500	5.7L V8 5653cc 345 CID		
2007	DODGE RAM 1500	5.7L V8 5653cc 345 CID		

BUYER'S GUIDE

USMW	Years	Application	Engine
USEP7182M	2007	DODGE RAM 1500	5.7L V8 5653cc 345 CID
	2007	DODGE RAM 1500	5.7L V8 5653cc 345 CID
	2007	DODGE RAM 2500 2WD (MEX)	4.7L V8 4700cc
	2008-2009	DODGE RAM 1500	5.7L V8 5653cc 345 CID
	2008-2009	DODGE RAM 2500	5.7L V8 5653cc 345 CID
	2008-2009	DODGE RAM 2500 2WD (MEX)	4.7L V8 4700cc
	2008-2009	DODGE RAM 3500	5.7L V8 5653cc 345 CID
	2008-2009	DODGE RAM 4000 2WD (MEX)	5.7L V8 5700cc 348 CID
	2009	DODGE RAM 2500	5.7L V8 5653cc 345 CID
	2009	DODGE RAM 3500	5.7L V8 5653cc 345 CID
USEP7184M	2004-2005	DODGE DURANGO	3.7L V6 226 CID
	2004-2005	DODGE DURANGO	4.7L V8 4670cc 285 CID
	2004-2005	DODGE DURANGO	5.7L V8 5653cc 345 CID
	2006-2007	DODGE DURANGO	3.7L V6 226 CID
	2006-2007	DODGE DURANGO	4.7L V8 4670cc 285 CID
	2006	DODGE DURANGO	5.7L V8 5653cc 345 CID
	2007	CHRYSLER ASPEN	4.7L V8 4670cc 285 CID
	2007	CHRYSLER ASPEN	5.7L V8 5653cc 345 CID
	2007	DODGE DURANGO	5.7L V8 5653cc 345 CID
	USEP7185M	2004	DODGE DAKOTA
2004		DODGE DAKOTA	4.7L V8 4670cc 285 CID
USEP7186M	2004	DODGE RAM 1500	3.7L V6 226 CID
	2004	DODGE RAM 1500	4.7L V8 4703cc 287 CID
	2004	DODGE RAM 1500	5.7L V8 5653cc 345 CID
	2005-2006	DODGE RAM 1500	3.7L V6 226 CID
	2005-2006	DODGE RAM 1500	3.7L V6 226 CID
	2005-2006	DODGE RAM 1500	4.7L V8 4670cc 285 CID
	2005	DODGE RAM 1500	4.7L V8 4670cc 285 CID
	2006	DODGE RAM 1500	4.7L V8 4670cc 285 CID
	2006	DODGE RAM 1500	4.7L V8 4670cc 285 CID
	2006	DODGE RAM 1500	5.7L V8 5653cc 345 CID
USEP7187M	1998-2002	DODGE RAM 2500	5.9L L6 5883cc 359 CID
	1998-2002	DODGE RAM 3500	5.9L L6 5883cc 359 CID
USEP7189M	2006	CHRYSLER PT CRUISER	2.4L L4 2429cc 148 CID
	2009	CHRYSLER PT CRUISER	2.4L L4 2429cc 148 CID
USEP7190M	2005	CHRYSLER PT CRUISER	2.4L L4 2429cc 148 CID
	2005	CHRYSLER PT CRUISER	2.4L L4 2429cc 148 CID
	2006	CHRYSLER PT CRUISER	2.4L L4 2429cc 148 CID
	2007	CHRYSLER PT CRUISER	2.4L L4 2429cc 148 CID
	2008	CHRYSLER PT CRUISER	2.4L L4 2429cc 148 CID
	2008	CHRYSLER PT CRUISER	2.4L L4 2429cc 148 CID
USEP7191M	2003	CHRYSLER PT CRUISER	2.4L L4 2429cc 148 CID
USEP7192M	2005-2008	DODGE MAGNUM	2.7L V6 2700cc 167 CID
	2005-2008	DODGE MAGNUM	3.5L V6 3497cc 215 CID
	2005-2008	DODGE MAGNUM	5.7L V8 5653cc 345 CID
	2005-2010	CHRYSLER 300	2.7L V6 2700cc 167 CID
	2005-2010	CHRYSLER 300	3.5L V6 3497cc 215 CID
	2005-2010	CHRYSLER 300	6.1L V8 6059cc 370 CID
	2005-2015	CHRYSLER 300	5.7L V8 5653cc 345 CID
	2006-2008	DODGE MAGNUM	6.1L V8 6059cc 370 CID
	2006-2010	CHRYSLER 300	3.5L V6 3518cc 215 CID
	2006-2010	DODGE CHARGER	2.7L V6 2700cc 167 CID
	2006-2010	DODGE CHARGER	3.5L V6 3497cc 215 CID
	2006-2010	DODGE CHARGER	3.5L V6 3518cc 215 CID
	2006-2010	DODGE CHARGER	6.1L V8 6059cc 370 CID
	2006-2015	DODGE CHARGER	5.7L V8 5653cc 345 CID
	2006-2015	DODGE CHARGER	5.7L V8 5654cc 345 CID
	2007-2015	CHRYSLER 300	5.7L V8 5654cc 345 CID
	2008-2010	DODGE CHALLENGER	6.1L V8 6059cc 370 CID
	2009-2010	DODGE CHALLENGER	3.5L V6 3497cc 215 CID
	2009-2010	DODGE CHALLENGER	5.7L V8 5703cc 348 CID
	2009-2015	DODGE CHALLENGER	5.7L V8 5653cc 345 CID
	2011-2014	DODGE CHALLENGER	5.7L V8 5654cc 345 CID
	2011-2015	CHRYSLER 300	3.6L V6 3604cc 220 CID
	2011-2015	DODGE CHALLENGER	3.6L V6 3604cc 220 CID
2011-2015	DODGE CHALLENGER	6.4L V8 6424cc 392 CID	
2011-2015	DODGE CHARGER	3.6L V6 3604cc 220 CID	
2012-2014	CHRYSLER 300	6.4L V8 6424cc 392 CID	

USMW	Years	Application	Engine
	2012-2015	DODGE CHARGER	6.4L V8 6424cc 392 CID
	2014	CHRYSLER 300	6.4L V8 6417cc 392 CID
USEP7194M	2004	CHRYSLER PACIFICA	3.5L V6 3497cc 215 CID
	2005-2006	CHRYSLER PACIFICA	3.5L V6 3497cc 215 CID
	2005-2006	CHRYSLER PACIFICA	3.8L V6 230 CID
	2005	CHRYSLER PACIFICA	3.5L V6 3497cc 215 CID
	2005	CHRYSLER PACIFICA	3.8L V6 230 CID
	2006	CHRYSLER PACIFICA	3.5L V6 3497cc 215 CID
	2006	CHRYSLER PACIFICA	3.5L V6 3497cc 215 CID
	2006	CHRYSLER PACIFICA	3.5L V6 3497cc 215 CID
	2006	CHRYSLER PACIFICA	3.8L V6 230 CID
	2006	CHRYSLER PACIFICA	3.8L V6 230 CID
USEP7196M	2005	CHRYSLER TOWN & COUNTRY	3.3L V6 3301cc 201 CID
	2005	CHRYSLER TOWN & COUNTRY	3.8L V6 230 CID
	2005	DODGE GRAND CARAVAN	3.3L V6 3301cc 201 CID
	2005	DODGE GRAND CARAVAN	3.8L V6 230 CID
USEP7197M	2005-2006	JEEP GRAND CHEROKEE	5.7L V8 5653cc 345 CID
	2005-2008	JEEP GRAND CHEROKEE	4.7L V8 4670cc 285 CID
	2005-2009	JEEP GRAND CHEROKEE	3.7L V6 226 CID
	2006	JEEP COMMANDER	3.7L V6 226 CID
	2006	JEEP COMMANDER	4.7L V8 4670cc 285 CID
	2006	JEEP COMMANDER	5.7L V8 5653cc 345 CID
	2006	JEEP GRAND CHEROKEE	3.7L V6 226 CID
	2006	JEEP GRAND CHEROKEE	4.7L V8 4670cc 285 CID
	2006	JEEP GRAND CHEROKEE	5.7L V8 5653cc 345 CID
	2006	JEEP GRAND CHEROKEE	6.1L V8 6059cc 370 CID
	2007-2008	JEEP COMMANDER	5.7L V8 5653cc 345 CID
	2007-2008	JEEP GRAND CHEROKEE	5.7L V8 5653cc 345 CID
	2007-2008	JEEP GRAND CHEROKEE	6.1L V8 6059cc 370 CID
	2007	JEEP COMMANDER	3.7L V6 226 CID
	2007	JEEP COMMANDER	4.7L V8 4670cc 285 CID
	2007	JEEP COMMANDER	4.7L V8 4670cc 285 CID
	2007	JEEP GRAND CHEROKEE	4.7L V8 4670cc 285 CID
2008-2009	JEEP COMMANDER	3.7L V6 226 CID	
2008	JEEP COMMANDER	4.7L V8 4670cc 285 CID	
2008	JEEP COMMANDER	4.7L V8 4670cc 285 CID	
2009	JEEP COMMANDER	4.7L V8 4670cc 285 CID	
2009	JEEP COMMANDER	4.7L V8 4670cc 285 CID	
2009	JEEP GRAND CHEROKEE	5.7L V8 5653cc 345 CID	
2009	JEEP GRAND CHEROKEE	4.7L V8 4670cc 285 CID	
2009	JEEP GRAND CHEROKEE	5.7L V8 5653cc 345 CID	
2009	JEEP GRAND CHEROKEE	6.1L V8 6059cc 370 CID	
2010	JEEP COMMANDER LTD PREMIUM (MEX)	5.7L V8 5654cc 345 CID	
USEP7198M	2005	DODGE DAKOTA	3.7L V6 226 CID
	2005	DODGE DAKOTA	4.7L V8 4670cc 285 CID
	2006-2007	MITSUBISHI RAIDER	3.7L V6 226 CID
	2006	DODGE DAKOTA	3.7L V6 226 CID
	2006	DODGE DAKOTA	4.7L V8 4670cc 285 CID
	2006	MITSUBISHI RAIDER	4.7L V8 4670cc 285 CID
	2007	DODGE DAKOTA	3.7L V6 226 CID
	2007	DODGE DAKOTA	3.7L V6 226 CID
	2007	DODGE DAKOTA	4.7L V8 4670cc 285 CID
	2007	DODGE DAKOTA	4.7L V8 4670cc 285 CID
	2007	MITSUBISHI RAIDER	4.7L V8 4670cc 285 CID
	2008-2009	MITSUBISHI RAIDER	3.7L V6 226 CID
	2008	DODGE DAKOTA	3.7L V6 226 CID
	2008	DODGE DAKOTA	3.7L V6 226 CID
	2008	DODGE DAKOTA	4.7L V8 4670cc 285 CID
	2008	DODGE DAKOTA	4.7L V8 4670cc 285 CID
	2009	DODGE DAKOTA	3.7L V6 226 CID
2009	DODGE DAKOTA	3.7L V6 226 CID	
2009	DODGE DAKOTA	4.7L V8 4670cc 285 CID	
2009	DODGE DAKOTA	4.7L V8 4670cc 285 CID	
USEP7199M	2005-2006	JEEP LIBERTY	3.7L V6 226 CID
	2005	JEEP LIBERTY	2.4L L4 148 CID
	2005	JEEP LIBERTY	3.7L V6 226 CID
	2006	JEEP LIBERTY	3.7L V6 226 CID
	2007	JEEP LIBERTY	3.7L V6 226 CID
	2007	JEEP LIBERTY	3.7L V6 226 CID
USEP7200M	2005-2006	JEEP WRANGLER	2.4L L4 148 CID
	2005-2006	JEEP WRANGLER	4.0L L6 242 CID

USMW	Years	Application	Engine
USEP7200M	2006	JEEP WRANGLER	4.0L L6 242 CID
USEP7202M	2003	DODGE SPRINTER 2500	2.7L L5 2687cc 165 CID
	2003	DODGE SPRINTER 3500	2.7L L5 2687cc 165 CID
	2004-2006	DODGE SPRINTER 2500	2.7L L5 2687cc 165 CID
	2004-2006	DODGE SPRINTER 3500	2.7L L5 2687cc 165 CID
USEP7206	2005-2006	JEEP GRAND CHEROKEE	5.7L V8 5653cc 345 CID
	2005-2008	JEEP GRAND CHEROKEE	4.7L V8 4670cc 285 CID
	2005-2009	JEEP GRAND CHEROKEE	3.7L V6 226 CID
	2005	CHRYSLER PT CRUISER	2.4L L4 2429cc 148 CID
	2005	DODGE DAKOTA	3.7L V6 226 CID
	2005	DODGE DAKOTA	4.7L V8 4670cc 285 CID
	2006	DODGE DAKOTA	3.7L V6 226 CID
	2006	DODGE DAKOTA	4.7L V8 4670cc 285 CID
	2006	JEEP COMMANDER	3.7L V6 226 CID
	2006	JEEP COMMANDER	4.7L V8 4670cc 285 CID
	2006	JEEP COMMANDER	5.7L V8 5653cc 345 CID
	2006	JEEP GRAND CHEROKEE	3.7L V6 226 CID
	2006	JEEP GRAND CHEROKEE	4.7L V8 4670cc 285 CID
	2006	JEEP GRAND CHEROKEE	5.7L V8 5653cc 345 CID
	2006	JEEP GRAND CHEROKEE	6.1L V8 6059cc 370 CID
	2007-2008	JEEP COMMANDER	5.7L V8 5653cc 345 CID
	2007-2008	JEEP GRAND CHEROKEE	5.7L V8 5653cc 345 CID
	2007-2008	JEEP GRAND CHEROKEE	6.1L V8 6059cc 370 CID
	2007	DODGE DAKOTA	3.7L V6 226 CID
	2007	DODGE DAKOTA	3.7L V6 226 CID
	2007	DODGE DAKOTA	4.7L V8 4670cc 285 CID
	2007	DODGE DAKOTA	4.7L V8 4670cc 285 CID
	2007	JEEP COMMANDER	3.7L V6 226 CID
	2007	JEEP COMMANDER	4.7L V8 4670cc 285 CID
	2007	MITSUBISHI RAIDER	3.7L V6 226 CID
	2007	MITSUBISHI RAIDER	4.7L V8 4670cc 285 CID
	2008-2009	JEEP COMMANDER	3.7L V6 226 CID
	2008-2009	JEEP COMMANDER	4.7L V8 4670cc 285 CID
	2008-2009	MITSUBISHI RAIDER	3.7L V6 226 CID
	2008	DODGE DAKOTA	3.7L V6 226 CID
	2008	DODGE DAKOTA	3.7L V6 226 CID
	2008	DODGE DAKOTA	4.7L V8 4670cc 285 CID
	2008	DODGE DAKOTA	4.7L V8 4670cc 285 CID
	2008	JEEP GRAND CHEROKEE	4.7L V8 4670cc 285 CID
	2008	JEEP GRAND CHEROKEE 2WD (MEX)	4.7L V8 4700cc
	2009	DODGE DAKOTA	3.7L V6 226 CID
	2009	DODGE DAKOTA	3.7L V6 226 CID
	2009	DODGE DAKOTA	4.7L V8 4670cc 285 CID
	2009	DODGE DAKOTA	4.7L V8 4670cc 285 CID
	2009	JEEP COMMANDER	4.7L V8 4670cc 285 CID
	2009	JEEP COMMANDER	5.7L V8 5653cc 345 CID
	2009	JEEP GRAND CHEROKEE	4.7L V8 4670cc 285 CID
	2009	JEEP GRAND CHEROKEE	5.7L V8 5653cc 345 CID
	2009	JEEP GRAND CHEROKEE	6.1L V8 6059cc 370 CID
USEP7207	2005-2006	JEEP LIBERTY	3.7L V6 226 CID
	2005-2006	JEEP WRANGLER	2.4L L4 148 CID
	2005-2006	JEEP WRANGLER	4.0L L6 242 CID
	2005	CHRYSLER PT CRUISER	2.4L L4 2429cc 148 CID
	2005	JEEP LIBERTY	2.4L L4 148 CID
	2005	JEEP LIBERTY	3.7L V6 226 CID
	2006-2007	CHRYSLER PT CRUISER	2.4L L4 2429cc 148 CID
	2006	CHRYSLER PT CRUISER	2.4L L4 2429cc 148 CID
	2006	JEEP LIBERTY	3.7L V6 226 CID
	2006	JEEP WRANGLER	4.0L L6 242 CID
	2007	JEEP COMMANDER	4.7L V8 4670cc 285 CID
	2007	JEEP GRAND CHEROKEE	4.7L V8 4670cc 285 CID
	2007	JEEP LIBERTY	3.7L V6 226 CID
	2008	CHRYSLER PT CRUISER	2.4L L4 2429cc 148 CID
	2008	CHRYSLER PT CRUISER	2.4L L4 2429cc 148 CID
	2008	JEEP COMMANDER	4.7L V8 4670cc 285 CID
	2008	JEEP GRAND CHEROKEE	4.7L V8 4670cc 285 CID
	2009	CHRYSLER PT CRUISER	2.4L L4 2429cc 148 CID
USEP7210M	2008-2009	DODGE AVENGER (MEX)	2.0L L4 2000cc 122 CID
	2010-2011	DODGE AVENGER SE (MEX)	2.4L L4 2360cc 144 CID

USMW	Years	Application	Engine
	2011	DODGE AVENGER SXT (MEX)	2.4L L4 2360cc 144 CID
	2013-2014	DODGE AVENGER GTS (MEX)	2.4L L4 2360cc 144 CID
USEP7213M	2007	DODGE RAM 4000 2WD (MEX)	5.9L V6 5884cc 359 CID
USEP7218M	2007-2008	DODGE CALIBER	2.4L L4 2360cc 144 CID
	2009-2014	JEEP COMPASS	2.4L L4 2360cc 144 CID
	2009-2014	JEEP PATRIOT	2.4L L4 2360cc 144 CID
	2011	JEEP COMPASS	2.4L L4 2360cc 144 CID
USEP7219M	2007-2008	DODGE NITRO	3.7L V6 226 CID
	2007-2008	DODGE NITRO	4.0L V6 3952cc 241 CID
	2008-2009	JEEP LIBERTY	3.7L V6 226 CID
	2009	DODGE NITRO	3.7L V6 226 CID
	2009	DODGE NITRO	4.0L V6 3952cc 241 CID
	2011-2012	DODGE NITRO SE 2WD (MEX)	3.7L V6 3701cc
	2011-2012	DODGE NITRO SXT PREMIUM (MEX)	3.7L V6 3701cc
	2011-2012	JEEP LIBERTY LIMITED JET 2WD (MEX)	3.7L L6 3701cc
	2012	JEEP LIBERTY LIMITED JET 4WD (MEX)	3.7L L6 3701cc
USEP7220M	2007-2008	JEEP COMPASS	2.4L L4 2360cc 144 CID
	2007-2008	JEEP PATRIOT	2.4L L4 2360cc 144 CID
	2007	DODGE CALIBER	1.8L L4 1798cc 110 CID
	2007	DODGE CALIBER	2.0L L4 1998cc 122 CID
	2007	JEEP COMPASS	2.0L L4 1998cc 122 CID
	2007	JEEP COMPASS	2.4L L4 2360cc 144 CID
	2008-2009	DODGE CALIBER	1.8L L4 1798cc 110 CID
	2008	DODGE CALIBER	2.0L L4 1998cc 122 CID
	2008	JEEP COMPASS	2.0L L4 1998cc 122 CID
	2008	JEEP COMPASS	2.4L L4 2360cc 144 CID
	2008	JEEP PATRIOT	2.0L L4 1998cc 122 CID
	2008	JEEP PATRIOT	2.4L L4 2360cc 144 CID
	2009	DODGE CALIBER	2.0L L4 1998cc 122 CID
	2009	DODGE CALIBER	2.4L L4 2360cc 144 CID
	2009	JEEP COMPASS	2.0L L4 1998cc 122 CID
	2009	JEEP COMPASS	2.4L L4 2360cc 144 CID
	2009	JEEP PATRIOT	2.0L L4 1998cc 122 CID
	2009	JEEP PATRIOT	2.4L L4 2360cc 144 CID
	2010-2011	DODGE CALIBER SE (MEX)	2.4L L4 2360cc 144 CID
	2010-2011	DODGE CALIBER SXT (MEX)	2.4L L4 2360cc 144 CID
USEP7221	2004-2007	DODGE CARAVAN	2.4L L4 2429cc 148 CID
	2004	CHRYSLER TOWN & COUNTRY	3.3L V6 3301cc 201 CID
	2004	CHRYSLER TOWN & COUNTRY	3.8L V6 230 CID
	2004	DODGE CARAVAN	3.3L V6 3301cc 201 CID
	2004	DODGE GRAND CARAVAN	3.3L V6 3301cc 201 CID
	2004	DODGE GRAND CARAVAN	3.8L V6 230 CID
	2005-2007	CHRYSLER VOYAGER (MEX)	3.3L V6 3294cc
	2005-2008	CHRYSLER VOYAGER	3.3L V6 3301cc 201 CID
	2005	CHRYSLER TOWN & COUNTRY	3.3L V6 3301cc 201 CID
	2005	CHRYSLER TOWN & COUNTRY	3.8L V6 230 CID
	2005	DODGE CARAVAN	3.3L V6 3301cc 201 CID
	2005	DODGE GRAND CARAVAN	3.3L V6 3301cc 201 CID
	2005	DODGE GRAND CARAVAN	3.8L V6 230 CID
	2006-2007	CHRYSLER TOWN & COUNTRY	3.3L V6 3301cc 201 CID
	2006-2007	CHRYSLER TOWN & COUNTRY	3.8L V6 230 CID
	2006-2007	DODGE CARAVAN	3.3L V6 3301cc 201 CID
	2006-2007	DODGE GRAND CARAVAN	3.3L V6 3301cc 201 CID
	2006-2007	DODGE GRAND CARAVAN	3.8L V6 230 CID
	2007	DODGE CARAVAN	3.3L V6 3301cc 201 CID
	2008	CHRYSLER VOYAGER (MEX)	3.3L V6 3294cc
USEP7230	2003	DODGE RAM 2500	5.9L L6 5883cc 359 CID
	2003	DODGE RAM 3500	5.9L L6 5883cc 359 CID
USEP7234M	2012	DODGE DURANGO (MEX)	3.6L V6 3604cc 220 CID
USEP7237M	2008	DODGE RAM 1500	3.7L V6 226 CID
	2008	DODGE RAM 1500	4.7L V8 4670cc 285 CID
	2008	DODGE RAM 1500	5.7L V8 5653cc 345 CID
USEP7241M	2010	CHRYSLER 300 (MEX)	3.5L V6 3497cc 215 CID
USEP7333	1980-1985	RENAULT R18 (MEX)	1.6L L4 1600cc 98 CID
	1980	RENAULT R12	1.6L L4 1647cc 100 CID
	1980	RENAULT R12 TS (MEX)	1.6L L4 1600cc 98 CID
USEP7334	1985-1986	BMW 735i	3.5L L6 3430cc
	1985-1986	RENAULT R18i	2.2L L4 2152cc 131 CID
	1985-1987	BMW 325E	2.7L L6 2693cc

BUYER'S GUIDE

USMW	Years	Application	Engine
USEP7334	1985-1988	BMW 528E	2.7L L6 2693cc
	1985-1988	BMW 535i	3.5L L6 3430cc
	1985-1989	BMW 635CSI	3.5L L6 3430cc
	1985	BMW 318i	1.8L L4 1766cc 107 CID
	1985	BMW 325E	2.7L L6 2693cc
	1985	BMW 528E	2.7L L6 2693cc
	1985	BMW 535i	3.5L L6 3430cc
	1985	BMW 635CSI	3.5L L6 3430cc
	1985	BMW 735i	3.5L L6 3430cc
	1985	RENAULT FUEGO	2.2L L4 2152cc 131 CID
	1986-1987	BMW 325ES	2.7L L6 2693cc
	1986-1988	BMW 325	2.7L L6 2693cc
	1986	BMW 318 (MEX)	1.8L L4 1800cc 110 CID
	1987-1988	BMW M6	3.5L L6 3453cc
	1987	BMW 325i	2.5L L6 2494cc 152 CID
	1987	BMW 325iS	2.5L L6 2494cc 152 CID
	1987	BMW L6	3.5L L6 3430cc
	1988-1991	BMW M3	2.3L L4 2302cc
	1988	BMW 535iS	3.5L L6 3430cc
	1988	BMW M5	3.5L L6 3453cc
	1991-1992	BMW 318i	1.8L L4 1796cc 110 CID
	1992-1993	BMW 325i	2.5L L6 2494cc 152 CID
	USEP7359	1985-1987	DODGE CHARGER
USEP8000	1985-1986	DODGE CONQUEST	2.6L L4 2555cc 156 CID
	1985-1986	PLYMOUTH CONQUEST	2.6L L4 2555cc 156 CID
	1985-1987	HONDA PRELUDE	2.0L L4 1955cc
	1985-1989	MITSUBISHI STARION	2.6L L4 2555cc 156 CID
	1985	HONDA CIVIC	1.5L L4 1487cc
	1985	MAZDA RX-7	1.3L R2 1308cc
	1986-1987	HONDA CIVIC	1.5L L4 1487cc
	1986-1987	MITSUBISHI STARION	2.6L L4 2555cc 156 CID
	1986-1989	ACURA INTEGRA	1.6L L4 1590cc 97 CID
	1987	ACURA INTEGRA	1.6L L4 1590cc 97 CID
	1987	CHRYSLER CONQUEST	2.6L L4 2555cc 156 CID
	1988-1989	CHRYSLER CONQUEST	2.6L L4 2555cc 156 CID
	1988	ACURA INTEGRA	1.6L L4 1590cc 97 CID
1990-1992	DAIHATSU ROCKY	1.6L L4 1589cc	
USEP8002	1985	VOLVO 244	2.3L L4 2316cc
	1985	VOLVO 245	2.3L L4 2316cc
	1986-1989	VOLVO 244	2.3L L4 2316cc
	1986-1989	VOLVO 245	2.3L L4 2316cc
	1987-1988	VOLVO 780	2.8L V6 2849cc
	1988	JAGUAR VANDEN PLAS	3.6L L6 3590cc
	1988	JAGUAR XJ6	3.6L L6 3590cc
	1988	VOLVO 740	2.3L L4 2316cc
	1988	VOLVO 760	2.3L L4 2316cc
	1988	VOLVO 760	2.8L V6 2849cc
	1989-1990	VOLVO 740	2.3L L4 2316cc
	1989-1990	VOLVO 760	2.3L L4 2316cc
	1989-1990	VOLVO 760	2.8L V6 2849cc
	1989-1990	VOLVO 780	2.3L L4 2316cc
	1989-1990	VOLVO 780	2.8L V6 2849cc
	1989	JAGUAR VANDEN PLAS	3.6L L6 3590cc
	1989	JAGUAR XJ6	3.6L L6 3590cc
	1989	VOLVO 740	2.3L L4 2316cc
	1990-1991	VOLVO 240	2.3L L4 2316cc
	1990-1991	VOLVO 740	2.3L L4 2316cc
	1990-1992	JAGUAR VANDEN PLAS	4.0L L6 3980cc
	1990-1992	JAGUAR XJ6	4.0L L6 3980cc
	1990	VOLVO 240	2.3L L4 2316cc
	1990	VOLVO 740	2.3L L4 2316cc
	1991-1992	VOLVO 740	2.3L L4 2316cc
	1991-1993	JAGUAR VANDEN PLAS	4.0L L6 3980cc
	1991	VOLVO 240	2.3L L4 2316cc
	1991	VOLVO 740	2.3L L4 2316cc
	1991	VOLVO 780	2.3L L4 2316cc
	1991	VOLVO 940	2.3L L4 2316cc
	1992-1993	VOLVO 240	2.3L L4 2316cc
	1992-1993	VOLVO 940	2.3L L4 2316cc

USMW	Years	Application	Engine	
	1992-1994	VOLVO 960	2.9L L6 2922cc	
	1992	VOLVO 740	2.3L L4 2316cc	
	1992	VOLVO 940	2.3L L4 2316cc	
	1993	VOLVO 940	2.3L L4 2316cc	
	1994	VOLVO 940	2.3L L4 2316cc	
USEP8004	1965-1967	JEEP J264D (MEX)	4.2L L6 4200cc	
	1965-1969	JEEP J162 (MEX)	4.2L L6 4200cc	
	1965-1971	JEEP CJ5D (MEX)	3.8L L6 3800cc	
	1965-1971	JEEP CJ5S (MEX)	3.8L L6 3800cc	
	1965-1971	JEEP CJ5S (MEX)	4.2L L6 4200cc	
	1965-1972	JEEP J164 (MEX)	4.2L L6 4200cc	
	1965-1972	JEEP J164V (MEX)	4.2L L6 4200cc	
	1965-1972	JEEP J364R (MEX)	4.2L L6 4200cc	
	1965-1975	JEEP CJ7 (MEX)	3.8L L6 3800cc	
	1965-1975	JEEP CJ7 (MEX)	4.2L L6 4200cc	
	1965-1985	JEEP CJ5D (MEX)	4.2L L6 4200cc	
	1966-1970	AMC CLASSIC (MEX)	3.3L V6 3300cc 202 CID	
	1967-1970	AMC CLASSIC (MEX)	3.8L V6 3800cc 231 CID	
	1967-1972	JEEP J164 (MEX)	3.8L L6 3800cc	
	1967-1972	JEEP J164V (MEX)	3.8L L6 3800cc	
	1967-1972	JEEP J364R (MEX)	3.8L L6 3800cc	
	1967	JEEP J264D (MEX)	3.8L L6 3800cc	
	1968-1969	JEEP J162 (MEX)	3.8L L6 3800cc	
	1968-1971	JEEP J262S (MEX)	3.8L L6 3800cc	
	1968-1971	JEEP J262S (MEX)	4.2L L6 4200cc	
	1969-1970	AMC AMERICAN (MEX)	3.3L V6 3300cc 202 CID	
	1969-1970	AMC AMERICAN (MEX)	3.8L V6 3800cc 231 CID	
	1973-1975	JEEP CJ7 (MEX)	4.6L L6 4600cc	
	1973-1984	JEEP J364R (MEX)	4.6L L6 4600cc	
	1973-1985	JEEP CJ5D (MEX)	4.6L L6 4600cc	
	1973-1985	JEEP J164 (MEX)	4.6L L6 4600cc	
	1973-1985	JEEP J164V (MEX)	4.6L L6 4600cc	
	1974-1976	PLYMOUTH VALIANT DUSTER (MEX)	3.7L V6 3700cc	
	1975-1978	FORD MUSTANG II	5.0L V8 4950cc 302 CID	
	1977-1982	DODGE DART (MEX)	3.7L V6 3700cc	
	1977	DODGE DART	3.7L L6 3687cc 225 CID	
	1980-1985	JEEP J100 (MEX)	4.6L L6 4600cc	
	1980-1990	FORD F-350	5.0L V8 4949cc 302 CID	
	1980	DODGE D350	3.7L V6 3700cc	
	1980	JEEP WAGONEER	4.6L L6 4622cc 282 CID	
	1981	PLYMOUTH VALIANT (MEX)	3.7L V6 3700cc	
	1981	PLYMOUTH VOLARE (MEX)	3.7L V6 3700cc	
	1982-1987	DODGE D350	3.7L L6 3687cc 225 CID	
	1984-1985	JEEP CJ10 (MEX)	4.6L L6 4600cc	
	1986-1989	CHRYSLER VOLARE (MEX)	3.7L V6 3700cc	
	USEP8012SP	1959-1964	BUICK OPEL (MEX)	1.7L L4 1700cc
		1964-1967	CHEVROLET CS1073 (MEX)	4.7L V8 4738cc
		1964-1967	CHEVROLET CS31003 (MEX)	4.7L V8 4738cc
1964-1969		CHEVROLET CS1073 (MEX)	5.4L V8 5400cc 329 CID	
1964-1969		CHEVROLET CS31003 (MEX)	5.4L V8 5400cc 329 CID	
1965-1966		CHEVROLET C1405 PANEL (MEX)	4.7L V8 4738cc	
1965-1966		NISSAN NISSAN SEDAN (MEX)	1.6L L4 1597cc 97 CID	
1965-1967		CHEVROLET C20905 PANEL (MEX)	4.7L V8 4738cc	
1965-1968		NISSAN PICKUP (MEX)	1.3L L4 1300cc	
1965-1968		NISSAN STATION WAGON (MEX)	1.6L L4 1597cc 97 CID	
1965-1968		RENAULT R8S (MEX)	1.1L L4 1100cc	
1965-1969		RENAULT R4L (MEX)	0.8L L4 845cc	
1965-1972		BUICK OPEL (MEX)	2.1L L4 2100cc	
1966		RENAULT R10 (MEX)	1.1L L4 1100cc	
1967		CHEVROLET C3605 PANEL (MEX)	4.7L V8 4738cc	
1968-1972		CHEVROLET CS31003 (MEX)	5.7L V8 5700cc 348 CID	
1982-1983		BUICK REGAL	4.3L V6 260 CID	
1982-1983		CHEVROLET MALIBU	4.3L V6 260 CID	
1982-1983		CHEVROLET MONTE CARLO	4.3L V6 260 CID	
1982-1983		OLDSMOBILE CUTLASS SUPREME	4.3L V6 260 CID	
1982-1984		OLDSMOBILE CUTLASS CALAIS	4.3L V6 260 CID	
1982-1985		BUICK CENTURY	4.3L V6 260 CID	
1982-1985		CHEVROLET CELEBRITY	4.3L V6 260 CID	
1982-1985		OLDSMOBILE CUTLASS CIERA	4.3L V6 260 CID	

USMW	Years	Application	Engine	
USEP8012SP	1982-1985	PONTIAC 6000	4.3L V6 260 CID	
	1984-1985	CADILLAC ELDORADO	5.7L V8 5735cc 350 CID	
	1984-1985	CADILLAC SEVILLE	5.7L V8 5735cc 350 CID	
	1984-1985	OLDSMOBILE TORONADO	5.7L V8 5735cc 350 CID	
	1984	BUICK CENTURY	4.3L V6 260 CID	
	1984	BUICK LESABRE	5.7L V8 5735cc 350 CID	
	1984	BUICK REGAL	4.3L V6 260 CID	
	1984	BUICK RIVIERA	5.7L V8 5735cc 350 CID	
	1984	CADILLAC DEVILLE	5.7L V8 5735cc 350 CID	
	1984	CADILLAC ELDORADO	5.7L V8 5735cc 350 CID	
	1984	CADILLAC FLEETWOOD	5.7L V8 5735cc 350 CID	
	1984	CADILLAC SEVILLE	5.7L V8 5735cc 350 CID	
	1984	CHEVROLET CELEBRITY	4.3L V6 260 CID	
	1984	OLDSMOBILE 98	5.7L V8 5735cc 350 CID	
	1984	OLDSMOBILE CUSTOM CRUISER	5.7L V8 5735cc 350 CID	
	1984	OLDSMOBILE CUTLASS SUPREME	4.3L V6 260 CID	
	1984	OLDSMOBILE CUTLASS SUPREME	5.7L V8 5735cc 350 CID	
	1984	OLDSMOBILE DELTA 88	5.7L V8 5735cc 350 CID	
	1984	PONTIAC PARISIENNE	5.7L V8 5735cc 350 CID	
	1985	BUICK ELECTRA	5.7L V8 5735cc 350 CID	
	1985	BUICK LESABRE	5.7L V8 5735cc 350 CID	
	1985	BUICK REGAL	4.3L V6 260 CID	
	1985	BUICK REGAL	5.7L V8 5735cc 350 CID	
	1985	BUICK RIVIERA	5.7L V8 5735cc 350 CID	
	1985	CADILLAC DEVILLE	4.3L V6 260 CID	
	1985	CHEVROLET CAPRICE	5.7L V8 5735cc 350 CID	
	1985	CHEVROLET CELEBRITY	4.3L V6 260 CID	
	1985	CHEVROLET IMPALA	5.7L V8 5735cc 350 CID	
	1985	OLDSMOBILE 98	4.3L V6 260 CID	
	1985	OLDSMOBILE CUTLASS CIERA	4.3L V6 260 CID	
	1985	OLDSMOBILE CUTLASS SALON	5.7L V8 5735cc 350 CID	
	1985	OLDSMOBILE CUTLASS SUPREME	5.7L V8 5735cc 350 CID	
	1985	OLDSMOBILE DELTA 88	5.7L V8 5735cc 350 CID	
1985	PONTIAC 6000	4.3L V6 260 CID		
USEP8016S	1985-1986	SUBARU DL	1.8L H4 1781cc	
	1987	SUBARU JUSTY	1.2L L3 1189cc	
	1987	SUBARU STANDARD	1.8L H4 1781cc	
	1988	SUBARU JUSTY	1.2L L3 1189cc	
	USEP8016SP	1964-1966	MG MIDGET	1.1L L4 1098cc 67 CID
1967-1974		MG MIDGET	1.3L L4 1275cc 78 CID	
1967-1983		NISSAN NISSAN SEDAN (MEX)	1.6L L4 1597cc 97 CID	
1969-1984		NISSAN STATION WAGON (MEX)	1.6L L4 1597cc 97 CID	
1969		BUICK OPEL (MEX)	2.1L L4 2100cc	
1969		NISSAN PICKUP (MEX)	1.3L L4 1300cc	
1969		RENAULT R8S (MEX)	1.1L L4 1100cc	
1972-1978		FORD COURIER	1.8L L4 110 CID	
1976-1983		NISSAN PICKUP (MEX)	1.6L L4 1600cc 98 CID	
1977-1978		FORD COURIER	2.3L L4 140 CID	
1980-1984		NISSAN SAMURAI (MEX)	1.8L L4 1750cc	
1981-1984		MAZDA B2000	2.0L L4 1970cc 120 CID	
1981-1989		NISSAN PICKUP (MEX)	1.8L L4 1800cc 110 CID	
1982-1983		NISSAN NISSAN SEDAN (MEX)	1.8L L4 1750cc	
1982-1984		NISSAN STATION WAGON (MEX)	1.8L L4 1750cc	
1982-1987		NISSAN SAKURA (MEX)	1.8L L4 1750cc	
1984		VOLKSWAGEN CORSAR	1.8L L4 1780cc	
1985-1987		VOLKSWAGEN ATLANTIC (MEX)	1.8L L4 1800cc 110 CID	
1985-1988		VOLKSWAGEN CORSAR	1.8L L4 1781cc 109 CID	
1985		VOLKSWAGEN CARIBE	1.8L L4 1780cc	
1985		VOLKSWAGEN CARIBE (MEX)	1.8L L4 1800cc 110 CID	
1986		MAZDA FAMILIA (MEX)	1.5L L4 1490cc	
1987-1992		NISSAN ICHI VAN (MEX)	1.8L L4 1800cc 110 CID	
1988-1990		VOLKSWAGEN PANEL (MEX)	1.8L L4 1800cc 110 CID	
1988		VOLKSWAGEN CORSAR (MEX)	1.8L L4 1800cc 110 CID	
1990		VOLKSWAGEN COMBI	1.8L L4 1780cc	
1990		VOLKSWAGEN COMBI (MEX)	1.8L L4 1800cc 110 CID	
2006		CHEVROLET LUV (MEX)	2.2L L4 2190cc 134 CID	
USEP8023		1984	TOYOTA CELICA	2.4L L4 2366cc
		1985-1986	TOYOTA CAMRY	2.0L L4 1995cc 122 CID
	1985-1986	TOYOTA CELICA	2.8L L6 2754cc	

USMW	Years	Application	Engine
	1985-1987	MINI COOPER	1.6L L4 1598cc 97 CID
	1985-1987	MINI COOPER	1.6L L4 1598cc 97 CID
	1985-1987	MINI COOPER	1.6L L4 1598cc 97 CID
	1985-1987	MINI COOPER	1.6L L4 1598cc 97 CID
	1985-1987	MINI COOPER	1.6L L4 1598cc 97 CID
	1985	TOYOTA CELICA	2.4L L4 2366cc
	1985	TOYOTA COROLLA	1.6L L4 1587cc 97 CID
	1985	TOYOTA CRESSIDA	2.8L L6 2754cc
	1985	TOYOTA VAN	2.0L L4 1998cc 122 CID
	1986-1987	MAZDA 323	1.6L L4 1597cc 97 CID
	1986-1987	MAZDA 626	2.0L L4 1998cc 122 CID
	1986-1988	TOYOTA CRESSIDA	2.8L L6 2754cc
	1986	ACURA LEGEND	2.5L V6 2494cc
	1986	MAZDA FAMILIA (MEX)	1.6L L4 1597cc 97 CID
	1986	MAZDA RX-7	1.3L R2 1308cc
	1986	TOYOTA CELICA	2.0L L4 1995cc 122 CID
	1986	TOYOTA CELICA	2.0L L4 1998cc 122 CID
	1986	TOYOTA COROLLA	1.6L L4 1587cc 97 CID
	1986	TOYOTA SUPRA	3.0L L6 2954cc
	1986	TOYOTA VAN	2.2L L4 2237cc
	1986	TOYOTA VAN	2.2L L4 2237cc
	1987-1988	CHEVROLET SPRINT	1.0L L3 993cc 61 CID
	1987-1988	MAZDA RX-7	1.3L R2 1308cc
	1987-1988	STERLING 825	2.5L V6 2494cc
	1987	ACURA LEGEND	2.5L V6 2494cc
	1987	ACURA LEGEND	2.7L V6 2675cc
	1987	MAZDA RX-7	1.3L R2 1308cc
	1987	TOYOTA CAMRY	2.0L L4 1998cc 122 CID
	1987	TOYOTA CELICA	2.0L L4 1998cc 122 CID
	1987	TOYOTA CELICA	2.0L L4 1998cc 122 CID
	1987	TOYOTA COROLLA	1.6L L4 1587cc 97 CID
	1987	TOYOTA PICKUP	2.4L L4 2366cc
	1987	TOYOTA VAN	2.2L L4 2237cc
	1988-1989	MAZDA 929	3.0L V6 2954cc 180 CID
	1988-1989	MERCURY TRACER	1.6L L4 1598cc 98 CID
	1988-1989	TOYOTA CELICA	2.0L L4 1998cc 122 CID
	1988-1989	TOYOTA CELICA	2.0L L4 1998cc 122 CID
	1988-1989	TOYOTA MR2	1.6L L4 1587cc 97 CID
	1988-1990	MAZDA 626	2.2L L4 2184cc
	1988-1991	TOYOTA CAMRY	2.5L V6 2508cc
	1988-1992	MAZDA MX-6	2.2L L4 2184cc
	1988-1992	MAZDA MX-6	2.2L L4 2184cc
	1988-1992	TOYOTA LAND CRUISER	4.0L L6 3956cc 241 CID
	1988	ACURA LEGEND	2.7L V6 2675cc
	1988	CHEVROLET NOVA	1.6L L4 1588cc 98 CID
	1988	DAIHATSU CHARADE	1.0L L3 993cc 61 CID
	1988	HONDA CIVIC	1.6L L4 1590cc 97 CID
	1988	HONDA CRX	1.5L L4 1493cc
	1988	HONDA CRX	1.6L L4 1590cc 97 CID
	1988	MAZDA 323	1.6L L4 1597cc 97 CID
	1988	MAZDA 626	2.2L L4 2184cc
	1988	MAZDA RX-7	1.3L R2 1308cc
	1988	MINI COOPER	3.0L V6 2972cc 181 CID
	1988	TOYOTA 4RUNNER	2.4L L4 2366cc
	1988	TOYOTA 4RUNNER	3.0L V6 2959cc
1988	TOYOTA CAMRY	2.0L L4 1998cc 122 CID	
1988	TOYOTA COROLLA	1.6L L4 1587cc 97 CID	
1988	TOYOTA PICKUP	2.4L L4 2366cc	
1988	TOYOTA PICKUP	3.0L V6 2959cc	
1988	TOYOTA VAN	2.2L L4 2237cc	
1989-1990	ACURA LEGEND	2.7L V6 2675cc	
1989-1990	DODGE COLT	1.5L L4 1468cc 90 CID	
1989-1990	EAGLE SUMMIT	1.5L L4 1468cc 90 CID	
1989-1990	EAGLE SUMMIT	1.6L L4 1597cc 98 CID	
1989-1990	MINI COOPER	2.0L L4 1997cc 122 CID	
1989-1990	MINI COOPER	3.0L V6 2972cc 181 CID	
1989-1990	PLYMOUTH COLT	1.5L L4 1468cc 90 CID	
1989-1990	TOYOTA PICKUP	2.4L L4 2366cc	
1989-1991	TOYOTA CAMRY	2.0L L4 1998cc 122 CID	
1989-1991	TOYOTA PICKUP	3.0L V6 2959cc	

BUYER'S GUIDE

USMW	Years	Application	Engine
USEP8023	1989-1992	FORD PROBE	2.2L L4 133 CID
	1989-1992	TOYOTA CRESSIDA	3.0L L6 2954cc
	1989-1993	MAZDA B2600	2.6L L4 2606cc
	1989-1994	MAZDA MPV	2.6L L4 2606cc
	1989	DAIHATSU CHARADE	1.0L L3 993cc 61 CID
	1989	DAIHATSU CHARADE	1.3L L4 1295cc 79 CID
	1989	DODGE COLT	1.5L L4 1468cc 90 CID
	1989	DODGE COLT	1.6L L4 1597cc 98 CID
	1989	FORD FESTIVA	1.3L L4 1295cc 79 CID
	1989	FORD PROBE	2.2L L4 133 CID
	1989	GEO PRIZM	1.6L L4 1588cc 98 CID
	1989	MAZDA 323	1.6L L4 1597cc 97 CID
	1989	MAZDA 626	2.2L L4 2184cc
	1989	MAZDA MX-6	2.2L L4 2184cc
	1989	MINI COOPER	1.5L L4 1468cc 90 CID
	1989	MITSUBISHI MIRAGE	1.6L L4 1597cc 98 CID
	1989	PLYMOUTH COLT	1.5L L4 1468cc 90 CID
	1989	PLYMOUTH COLT	1.6L L4 1597cc 98 CID
	1989	STERLING 827	2.7L V6 2675cc
	1989	TOYOTA 4RUNNER	2.4L L4 2366cc
	1989	TOYOTA 4RUNNER	3.0L V6 2959cc
	1989	TOYOTA COROLLA	1.6L L4 1587cc 97 CID
	1989	TOYOTA VAN	2.2L L4 2237cc
	1989	TOYOTA VAN	2.2L L4 2237cc
	1990-1991	EAGLE TALON	2.0L L4 1997cc 122 CID
	1990-1991	LEXUS ES250	2.5L V6 2508cc
	1990-1991	MAZDA 323	1.6L L4 1597cc 97 CID
	1990-1991	MAZDA 929	3.0L V6 2954cc 180 CID
	1990-1991	MAZDA PROTEGE	1.8L L4 1839cc
	1990-1991	MAZDA PROTEGE	1.8L L4 1839cc
	1990-1991	PLYMOUTH LASER	1.8L L4 1755cc 107 CID
	1990-1991	PLYMOUTH LASER	2.0L L4 1997cc 122 CID
	1990-1991	STERLING 827	2.7L V6 2675cc
	1990-1991	TOYOTA 4RUNNER	2.4L L4 2366cc
	1990-1991	TOYOTA 4RUNNER	3.0L V6 2959cc
	1990-1992	DAIHATSU CHARADE	1.0L L3 993cc 61 CID
	1990-1992	DAIHATSU CHARADE	1.3L L4 1295cc 79 CID
	1990-1992	MITSUBISHI ECLIPSE	2.0L L4 1997cc 122 CID
	1990	DAIHATSU CHARADE	1.0L L3 993cc 61 CID
	1990	DODGE COLT	1.5L L4 1468cc 90 CID
	1990	DODGE COLT	1.6L L4 1597cc 98 CID
	1990	FORD FESTIVA	1.3L L4 1295cc 79 CID
	1990	FORD FESTIVA	1.3L L4 1295cc 79 CID
	1990	GEO PRIZM	1.6L L4 1587cc 97 CID
	1990	MAZDA 626	2.2L L4 2184cc
1990	MAZDA B2200	2.2L L4 2184cc	
1990	MAZDA PROTEGE	1.8L L4 1839cc	
1990	MITSUBISHI ECLIPSE	1.8L L4 1755cc 107 CID	
1990	MITSUBISHI ECLIPSE	2.0L L4 1997cc 122 CID	
1990	PLYMOUTH COLT	1.5L L4 1468cc 90 CID	
1990	PLYMOUTH COLT	1.6L L4 1597cc 98 CID	
1990	PLYMOUTH LASER	1.8L L4 1755cc 107 CID	
1990	SUZUKI SIDEKICK	1.6L L4 1590cc 97 CID	
1990	TOYOTA CAMRY	2.5L V6 2508cc	
1991-1992	MAZDA MX-6	2.2L L4 2184cc	
1991-1993	FORD FESTIVA	1.3L L4 1295cc 79 CID	
1991-1993	TOYOTA PREVIA	2.4L L4 2438cc	
1991-1994	MERCURY CAPRI	1.6L L4 1598cc 98 CID	
1991-1994	MITSUBISHI ECLIPSE	2.0L L4 1997cc 122 CID	
1991-1995	TOYOTA MR2	2.2L L4 2164cc	
1991	MAZDA 626	2.2L L4 2184cc	
1991	MAZDA 626	2.2L L4 2184cc	
1991	MAZDA MX-6	2.2L L4 2184cc	
1991	MAZDA PROTEGE	1.8L L4 1839cc	
1991	MAZDA PROTEGE	1.8L L4 1839cc	
1991	MITSUBISHI ECLIPSE	1.8L L4 1755cc 107 CID	
1991	MITSUBISHI ECLIPSE	2.0L L4 1997cc 122 CID	
1991	TOYOTA PICKUP	2.4L L4 2366cc	
1991	TOYOTA SUPRA	3.0L L6 2954cc	

USMW	Years	Application	Engine	
	1992-1994	HONDA PRELUDE	2.3L L4 2259cc	
	1992-1996	HONDA PRELUDE	2.3L L4 2259cc	
	1992	HONDA PRELUDE	2.2L L4 2156cc	
	1992	MAZDA 626	2.2L L4 2184cc	
	1993-1994	EAGLE TALON	2.0L L4 1997cc 122 CID	
	1993-1994	PLYMOUTH LASER	2.0L L4 1997cc 122 CID	
	1993-1996	HONDA PRELUDE	2.2L L4 2156cc	
	1994	MAZDA MPV	3.0L V6 2954cc 180 CID	
	1994	TOYOTA PREVIA	2.4L L4 2438cc	
	1995	HONDA PRELUDE	2.3L L4 2259cc	
	1995	MAZDA MPV	3.0L V6 2954cc 180 CID	
	2002-2003	FREIGHTLINER SPRINTER 2500	2.7L L5 2687cc 165 CID	
	2002-2003	FREIGHTLINER SPRINTER 3500	2.7L L5 2687cc 165 CID	
	2004-2006	FREIGHTLINER SPRINTER 2500	2.7L L5 2687cc 165 CID	
	2004-2006	FREIGHTLINER SPRINTER 3500	2.7L L5 2687cc 165 CID	
	2007-2008	FREIGHTLINER SPRINTER 2500	3.0L V6 2987cc	
	2007-2008	FREIGHTLINER SPRINTER 2500	3.5L V6 3498cc 213 CID	
	2007-2008	FREIGHTLINER SPRINTER 3500	3.0L V6 2987cc	
	2007-2008	FREIGHTLINER SPRINTER 3500	3.5L V6 3498cc 213 CID	
	USEP8030	1986	VOLKSWAGEN ATLANTIC (MEX)	1.8L L4 1800cc 110 CID
		1988	VOLKSWAGEN GOLF	1.8L L4 1780cc
		1988	VOLKSWAGEN JETTA	1.8L L4 1780cc
		1988	VOLKSWAGEN JETTA	1.8L L4 1780cc
		1989-1992	VOLKSWAGEN GOLF	1.8L L4 1781cc 109 CID
		1989	VOLKSWAGEN GOLF	1.8L L4 1780cc
1989		VOLKSWAGEN GOLF	1.8L L4 1780cc	
1989		VOLKSWAGEN JETTA	1.8L L4 1780cc	
1989		VOLKSWAGEN JETTA	1.8L L4 1780cc	
1990-1992		VOLKSWAGEN JETTA	1.8L L4 1780cc	
1990		VOLKSWAGEN CORRADO	1.8L L4 1780cc	
1990		VOLKSWAGEN GOLF	1.8L L4 1780cc	
1990		VOLKSWAGEN GOLF	1.8L L4 1780cc	
1992		VOLKSWAGEN GOLF	1.8L L4 1780cc	
USEP8032		1988-1989	NISSAN D21	2.4L L4 2389cc
	1990-1992	NISSAN D21	2.4L L4 2389cc	
	1990	NISSAN D21	3.0L V6 2960cc 181 CID	
	1990	NISSAN D21	3.0L V6 2960cc 181 CID	
	1990	NISSAN D21	3.0L V6 2960cc 181 CID	
	1990	NISSAN D21	3.0L V6 2960cc 181 CID	
	1991	NISSAN D21	3.0L V6 2960cc 181 CID	
	1992	NISSAN D21	3.0L V6 2960cc 181 CID	
	1993	NISSAN D21	2.4L L4 2389cc	
	1994	NISSAN D21	2.4L L4 2389cc	
	1994	NISSAN D21	2.4L L4 2389cc	
	1995	NISSAN PICKUP	2.4L L4 2389cc	
	USEP8048	1987-1989	NISSAN STANZA	2.0L L4 1974cc
		1985-1989	ISUZU IMPULSE	2.0L L4 1994cc
	USEP8051H	1988-1989	ISUZU IMPULSE	2.3L L4 2254cc
1985		SUBARU GL-10	1.8L H4 1781cc	
USEP8059	1986-1989	SUBARU GL-10	1.8L H4 1781cc	
	1986	SUBARU RX	1.8L H4 1781cc	
	1987	SUBARU DL	1.8L H4 1781cc	
	1988-1989	SUBARU DL	1.8L H4 1781cc	
	1991-1993	SUBARU LOYALE	1.8L H4 1781cc	
	1994	SUBARU LOYALE	1.8L H4 1781cc	
	USEP8060	1988	SAAB 900	2.0L L4 1985cc 121 CID
		1981-1984	SAAB 900	2.0L L4 1985cc 121 CID
1985-1986		SAAB 900	2.0L L4 1985cc 121 CID	
USEP8075	1985-1988	NISSAN MAXIMA	3.0L V6 2960cc 181 CID	
USEP8076	1989	GEO METRO	1.0L L3 993cc 61 CID	
	1989	SUZUKI SWIFT	1.3L L4 1298cc 79 CID	
	1990-1991	GEO METRO	1.0L L3 993cc 61 CID	
	1990-1991	SUZUKI SWIFT	1.3L L4 1298cc 79 CID	
	1990	SUZUKI SWIFT	1.3L L4 1298cc 79 CID	
	1992-1994	SUZUKI SWIFT	1.3L L4 1298cc 79 CID	
	1992	GEO METRO	1.0L L3 993cc 61 CID	
	1993	GEO METRO	1.0L L3 993cc 61 CID	
	1994	GEO METRO	1.0L L3 993cc 61 CID	
	1995	GEO METRO	1.0L L3 993cc 61 CID	

USMW	Years	Application	Engine
USEP8076	1995	GEO METRO	1.3L L4 1295cc 79 CID
USEP8077	1988	SAAB 9000	2.0L L4 1985cc 121 CID
	1989	SAAB 9000	2.0L L4 1985cc 121 CID
	1990-1993	SAAB 900	2.0L L4 1985cc 121 CID
	1991-1993	SAAB 900	2.1L L4 2119cc
	1993-1994	SAAB 9000	2.3L L4 2290cc 140 CID
	1993	SAAB 9000	2.3L L4 2290cc 140 CID
	1993	SAAB 9000	2.3L L4 2290cc 140 CID
	1994-1995	SAAB 9000	2.3L L4 2290cc 140 CID
	1994-1997	SAAB 900	2.5L V6 2498cc
	1994-1998	SAAB 900	2.0L L4 1985cc 121 CID
	1994-1998	SAAB 900	2.3L L4 2290cc 140 CID
	1994	SAAB 900	2.0L L4 1985cc 121 CID
	1994	SAAB 900	2.1L L4 2119cc
	1995	SAAB 9000	2.3L L4 2290cc 140 CID
	1995	SAAB 9000	3.0L V6 2961cc 181 CID
	1996-1997	SAAB 9000	2.3L L4 2290cc 140 CID
	1996-1997	SAAB 9000	3.0L V6 2961cc 181 CID
	1998	SAAB 900	2.0L L4 1985cc 121 CID
	1998	SAAB 9000	2.3L L4 2290cc 140 CID
	1999	SAAB 42616	2.3L L4 2290cc 140 CID
	1999	SAAB 42616	3.0L V6 2961cc 181 CID
	2000	SAAB 42616	2.3L L4 2290cc 140 CID
	2000	SAAB 42616	3.0L V6 2961cc 181 CID
USEP8078H	1995	HONDA PASSPORT	2.6L L4 2559cc
	1995	ISUZU RODEO	2.6L L4 2559cc
USEP8095	1985-1986	SUBARU STANDARD	1.6L H4 1595cc
	1985-1987	SUBARU BRAT	1.8L H4 1781cc
	1986	SUBARU GL	1.6L H4 1595cc
	1986	SUBARU GL	1.8L H4 1781cc
	1987	SUBARU GL	1.6L H4 1595cc
	1987	SUBARU GL	1.8L H4 1781cc
	1987	SUBARU STANDARD	1.6L H4 1595cc
	1988-1989	SUBARU GL	1.8L H4 1781cc
USEP8096	1987	SAAB 900	2.0L L4 1985cc 121 CID
	1987	SAAB 9000	2.0L L4 1985cc 121 CID
	1988	SAAB 900	2.0L L4 1985cc 121 CID
	1988	SAAB 9000	2.0L L4 1985cc 121 CID
	1989	SAAB 900	2.0L L4 1985cc 121 CID
	1989	SAAB 900	2.0L L4 1985cc 121 CID
USEP8097	1987-1988	NISSAN PULSAR NX	1.6L L4 1597cc 97 CID
	1987-1991	NISSAN HIKARI (MEX)	1.6L L4 1597cc 97 CID
	1987	NISSAN SENTRA	1.6L L4 1597cc 97 CID
	1988	NISSAN SENTRA	1.6L L4 1597cc 97 CID
USEP8098	1987	NISSAN PULSAR NX	1.6L L4 1597cc 97 CID
	1988-1989	NISSAN PULSAR NX	1.8L L4 1809cc
	1989	NISSAN PULSAR NX	1.6L L4 1597cc 97 CID
	1989	NISSAN SENTRA	1.6L L4 1597cc 97 CID
	1990	NISSAN PULSAR NX	1.6L L4 1597cc 97 CID
	1990	NISSAN SENTRA	1.6L L4 1597cc 97 CID
	1994	NISSAN ICHI VAN (MEX)	2.4L L4 2389cc
USEP8099	1985	SAAB 900	2.0L L4 1985cc 121 CID
	1986	SAAB 900	2.0L L4 1985cc 121 CID
	1986	SAAB 9000	2.0L L4 1985cc 121 CID
USEP8111	1990-1996	NISSAN 300ZX	3.0L V6 2960cc 181 CID
USEP8114	1990-1996	NISSAN 300ZX	3.0L V6 2960cc 181 CID
USEP8116	1987-1988	NISSAN PATHFINDER	3.0L V6 2960cc 181 CID
	1987	NISSAN PATHFINDER	2.4L L4 2389cc
	1989	NISSAN PATHFINDER	3.0L V6 2960cc 181 CID
	1990-1993	NISSAN PATHFINDER	3.0L V6 2960cc 181 CID
	1994-1995	NISSAN PATHFINDER	3.0L V6 2960cc 181 CID
USEP8118	1987-1988	NISSAN VAN	2.4L L4 2389cc
	1988	NISSAN SENTRA	1.6L L4 1597cc 97 CID
USEP8119	1987	TOYOTA SUPRA	3.0L L6 2954cc
	1988-1992	TOYOTA SUPRA	3.0L L6 2954cc
	1989-1990	MAZDA RX-7	1.3L R2 1308cc
	1990-1991	TOYOTA COROLLA	1.6L L4 1587cc 97 CID
	1990-1992	TOYOTA CELICA	2.0L L4 1998cc 122 CID
	1990-1992	TOYOTA CELICA	2.2L L4 2164cc

USMW	Years	Application	Engine
	1990-1993	TOYOTA CELICA	1.6L L4 1587cc 97 CID
	1990-1995	LEXUS LS400	4.0L V8 3967cc
	1990	GEO PRIZM	1.6L L4 1587cc 97 CID
	1990	GEO PRIZM	1.6L L4 1587cc 97 CID
	1990	MAZDA RX-7	1.3L R2 1308cc
	1990	TOYOTA COROLLA	1.6L L4 1587cc 97 CID
	1991-1992	GEO PRIZM	1.6L L4 1587cc 97 CID
	1991-1994	ACURA NSX	3.0L V6 2977cc
	1991-1994	TOYOTA MR2	2.0L L4 1998cc 122 CID
	1991	GEO PRIZM	1.6L L4 1587cc 97 CID
	1991	MAZDA RX-7	1.3L R2 1308cc
	1991	MAZDA RX-7	1.3L R2 1308cc
	1991	TOYOTA SUPRA	3.0L L6 2954cc
	1992	TOYOTA COROLLA	1.6L L4 1587cc 97 CID
	1993-1995	MAZDA RX-7	1.3L R2 1308cc
	1993	TOYOTA CELICA	2.0L L4 1998cc 122 CID
	1993	TOYOTA CELICA	2.2L L4 2164cc
	1995-1996	ACURA NSX	3.0L V6 2977cc
	1996-2000	LEXUS LS400	4.0L V8 3969cc
	1997-1999	ACURA NSX	3.0L V6 2977cc
	1997-1999	ACURA NSX	3.2L V6 3179cc
	1999	ACURA NSX	3.2L V6 3179cc
	1999	MITSUBISHI 3000GT	3.0L V6 2972cc 181 CID
	2000-2005	ACURA NSX	3.0L V6 2977cc
	2000-2005	ACURA NSX	3.2L V6 3179cc
USEP8123	1981-1982	VOLVO 264	2.8L V6 2849cc
	1981-1983	VOLVO 242	2.1L L4 2127cc
	1981	VOLVO 262	2.8L V6 2849cc
	1981	VOLVO 264	2.1L L4 2127cc
	1981	VOLVO 265	2.8L V6 2849cc
	1984	VOLVO 242	2.1L L4 2127cc
	1985	VOLVO 244	2.1L L4 2127cc
USEP8124	1985	MAZDA RX-7	1.1L R2 1146cc
USEP8132	1988-1994	BMW 750IL	5.0L V12 4988cc
	1990	BMW 850I (MEX)	5.0L V12 5000cc
	1991-1992	BMW 850I	5.0L V12 4988cc
	1993-1994	BMW 850CI	5.0L V12 4988cc
	1994-1995	BMW 850CSI	5.6L V12 5576cc 340 CID
	1995-1997	BMW 850CI	5.4L V12 5379cc 328 CID
USEP8138H	1988-1990	BMW 325IS	2.5L L6 2494cc 152 CID
	1988-1991	BMW 325I	2.5L L6 2494cc 152 CID
	1988-1991	BMW 325IX	2.5L L6 2494cc 152 CID
	1991-1992	BMW 318I	1.8L L4 1796cc 110 CID
	1991	BMW 318I	1.8L L4 1796cc 110 CID
	1992-1993	BMW 325I	2.5L L6 2494cc 152 CID
USEP8139	1986-1987	BMW L7	3.5L L6 3430cc
	1986	BMW 525I (MEX)	2.5L V6 2494cc
	1987-1992	BMW 735I	3.5L L6 3430cc
	1988-1992	BMW 735IL	3.5L L6 3430cc
	1991-1995	BMW 525I	2.5L L6 2494cc 152 CID
	1993	BMW 525IT	2.5L L6 2494cc 152 CID
	1994	BMW M5 (MEX)	3.4L V6 3430cc
USEP8141H	1984-1985	BMW 318I	1.8L L4 1766cc 107 CID
	1985-1987	BMW 325E	2.7L L6 2693cc
	1986-1987	BMW 325ES	2.7L L6 2693cc
	1986-1988	BMW 325	2.7L L6 2693cc
	1987	BMW 325I	2.5L L6 2494cc 152 CID
	1987	BMW 325IS	2.5L L6 2494cc 152 CID
	1988-1991	BMW M3	2.3L L4 2302cc
USEP8146	1987	AUDI COUPE	2.3L L5 2309cc 140CID
	1988-1989	AUDI 80	2.0L L4 1983cc
	1988-1989	AUDI 90	2.3L L5 2309cc 140CID
	1988-1989	AUDI 80 QUATTRO	2.3L L5 2309cc 140CID
	1988-1989	AUDI 90 QUATTRO	2.3L L5 2309cc 140CID
	1988	AUDI 90	2.0L L4 1983cc
USEP8147	1985-1986	VOLVO 740	2.3L L4 2316cc
	1985	VOLVO 745	2.3L L4 2316cc
	1985	VOLVO 760	2.3L L4 2316cc
	1985	VOLVO 760	2.8L V6 2849cc

USMW	Years	Application	Engine
USEP8147	1986-1987	VOLVO 760	2.3L L4 2316cc
	1986	VOLVO 760	2.8L V6 2849cc
	1987	VOLVO 740	2.3L L4 2316cc
USEP8149	1985-1986	ALFA ROMEO GTV-6	2.5L V6 2492cc
	1985-1986	PEUGEOT 505	2.0L L4 1971cc
	1985	ALFA ROMEO SPIDER	2.0L L4 1961cc 120 CID
	1985	PEUGEOT 505	2.2L L4 2155cc
	1985	PEUGEOT 505	2.2L L4 2155cc
	1986-1989	PEUGEOT 505	2.2L L4 2155cc
	1986-1989	PEUGEOT 505	2.2L L4 2155cc
	1986-1989	PEUGEOT 505	2.2L L4 2155cc
	1986-1990	ALFA ROMEO SPIDER	2.0L L4 1961cc 120 CID
	1986	PEUGEOT 505	2.0L L4 1971cc
	1987-1988	ALFA ROMEO MILANO	2.5L V6 2492cc
	1987-1988	PEUGEOT 505	2.2L L4 2155cc
	1987-1988	PEUGEOT 505	2.2L L4 2155cc
	1987-1988	PEUGEOT 505	2.2L L4 2155cc
	1987-1988	PEUGEOT 505	2.2L L4 2165cc
	1987-1988	PEUGEOT 505	2.2L L4 2165cc
	1987-1988	PEUGEOT 505	2.2L L4 2165cc
	1987-1988	PEUGEOT 505	2.2L L4 2165cc
	1987-1989	PEUGEOT 505	2.8L V6 2849cc
	1987-1989	PEUGEOT 505	2.8L V6 2849cc
	1987	ALFA ROMEO MILANO	2.5L V6 2492cc
	1987	PEUGEOT 505	2.0L L4 1971cc
	1987	PEUGEOT 505	2.2L L4 2165cc
	1987	PEUGEOT 505	2.2L L4 2165cc
	1987	PEUGEOT 505	2.8L V6 2849cc
	1987	PEUGEOT 505	2.8L V6 2849cc
	1988-1989	ALFA ROMEO MILANO	3.0L V6 2959cc
	1988-1989	PEUGEOT 505	2.2L L4 2165cc
	1988	PEUGEOT 505	2.2L L4 2165cc
	1988	PEUGEOT 505	2.2L L4 2165cc
	1988	PEUGEOT 505	2.8L V6 2849cc
	1988	PEUGEOT 505	2.8L V6 2849cc
	1989	ALFA ROMEO MILANO	2.5L V6 2492cc
	1989	PEUGEOT 505	2.2L L4 2155cc
	1989	PEUGEOT 505	2.2L L4 2155cc
	1989	PEUGEOT 505	2.2L L4 2165cc
	1989	PEUGEOT 505	2.2L L4 2165cc
	1989	PEUGEOT 505	2.8L V6 2849cc
	1989	PEUGEOT 505	2.8L V6 2849cc
	1991-1994	ALFA ROMEO SPIDER	2.0L L4 1961cc 120 CID
	1991	PEUGEOT 505	2.2L L4 2155cc
	1991	PEUGEOT 505	2.2L L4 2155cc
1992-1993	AM GENERAL HUMMER	6.2L V8 6210cc 379 CID	
1994	AM GENERAL HUMMER	6.5L V8 6473cc 395 CID	
1995	AM GENERAL HUMMER	5.7L V8 5735cc 350 CID	
1995	AM GENERAL HUMMER	6.5L V8 6473cc 395 CID	
1996	AM GENERAL HUMMER	5.7L V8 5735cc 350 CID	
1996	AM GENERAL HUMMER	6.5L V8 6473cc 395 CID	
1997-1998	AM GENERAL HUMMER	6.5L V8 6473cc 395 CID	
1999-2001	AM GENERAL HUMMER	6.5L V8 6473cc 395 CID	
2008	ALFA ROMEO 8C	4.7L V8 4691cc	
USEP8150	1985-1986	PEUGEOT 505	2.0L L4 1971cc
	1986	PEUGEOT 505	2.0L L4 1971cc
	1987	PEUGEOT 505	2.0L L4 1971cc
USEP8151	1992-1995	DODGE VIPER	8.0L V10 7990cc 488 CID
	1996	DODGE VIPER	8.0L V10 7990cc 488 CID
USEP8158	1986	HONDA PRELUDE	1.8L L4 1829cc
	1987	HONDA PRELUDE	1.8L L4 1829cc
USEP8175	1985	AUDI QUATTRO	2.2L L5 2144cc
USEP8177	1985	MERCEDES-BENZ 190E	2.3L L4 2299cc
	1986-1987	MERCEDES-BENZ 190E	2.3L L4 2299cc
	1986-1989	MERCEDES BENZ 500SL (MEX)	5.0L V8 4973cc
	1986-1989	MERCEDES-BENZ 300E	3.0L L6 2962cc
	1986-1989	MERCEDES-BENZ 560SL	5.6L V8 5547cc 338 CID
	1986-1991	MERCEDES-BENZ 420SEL	4.2L V8 4196cc

USMW	Years	Application	Engine
USEP8186	1986-1991	MERCEDES-BENZ 560SEC	5.6L V8 5547cc 338 CID
	1986-1991	MERCEDES-BENZ 560SEL	5.6L V8 5547cc 338 CID
	1986	MERCEDES BENZ 420SE (MEX)	4.2L V8 4196cc
	1986	MERCEDES BENZ 420SL (MEX)	4.2L V8 4196cc
	1986	MERCEDES BENZ 560SE (MEX)	5.6L V8 5547cc 338 CID
	1987-1989	MERCEDES BENZ 260SE (MEX)	2.6L V6 2599cc
	1987-1989	MERCEDES-BENZ 260E	2.6L L6 2599cc
	1987-1993	MERCEDES-BENZ 190E	2.6L L6 2599cc
	1988-1989	MERCEDES-BENZ 300TE	3.0L L6 2962cc
	1988-1992	MERCEDES-BENZ 300CE	3.0L L6 2962cc
	1988	MERCEDES-BENZ 190E	2.3L L4 2299cc
	1989-1990	MERCEDES-BENZ 190E	2.6L L6 2599cc
	1990-1992	MERCEDES-BENZ 300E	2.6L L6 2599cc
	1990-1992	MERCEDES-BENZ 300E	3.0L L6 2962cc
	1990-1992	MERCEDES-BENZ 300TE	3.0L L6 2962cc
	1990-1993	MERCEDES-BENZ 300SL	3.0L L6 2962cc
	1990-1993	MERCEDES-BENZ 500SL	5.0L V8 4973cc
	1991-1993	MERCEDES-BENZ 190E	2.3L L4 2299cc
	1991-1995	MERCEDES BENZ 500SEL (MEX)	5.0L V8 4973cc
	1991-1995	MERCEDES BENZ 600SEL (MEX)	6.0L V12 5987cc 365 CID
	1991	MERCEDES BENZ 500E (MEX)	5.0L V8 4973cc
	1992-1993	MERCEDES-BENZ 300SE	3.2L L6 3199cc
	1992-1993	MERCEDES-BENZ 400E	4.2L V8 4196cc
	1992-1993	MERCEDES-BENZ 500E	5.0L V8 4973cc
	1992-1993	MERCEDES-BENZ 500SEL	5.0L V8 4973cc
	1992-1993	MERCEDES-BENZ 600SEL	6.0L V12 5987cc 365 CID
	1992	MERCEDES-BENZ 400SE	4.2L V8 4196cc
	1993	MERCEDES BENZ 280E (MEX)	2.8L V6 2799cc
	1993	MERCEDES-BENZ 300CE	3.2L L6 3199cc
	1993	MERCEDES-BENZ 300E	2.8L L6 2799cc
	1993	MERCEDES-BENZ 300E	3.0L L6 2962cc
	1993	MERCEDES-BENZ 300E	3.2L L6 3199cc
	1993	MERCEDES-BENZ 300TE	3.0L L6 2962cc
	1993	MERCEDES-BENZ 300TE	3.2L L6 3199cc
	1993	MERCEDES-BENZ 400SEL	4.2L V8 4196cc
	1993	MERCEDES-BENZ 500SEC	5.0L V8 4973cc
	1993	MERCEDES-BENZ 600SEC	6.0L V12 5987cc 365 CID
	1993	MERCEDES-BENZ 600SL	6.0L V12 5987cc 365 CID
	1994-1995	MERCEDES BENZ 600SEC (MEX)	6.0L V12 5987cc 365 CID
	1994-1995	MERCEDES-BENZ E320	3.2L L6 3199cc
	1994-1995	MERCEDES-BENZ S420	4.2L V8 4196cc
	1994-1995	MERCEDES-BENZ S500	5.0L V8 4973cc
	1994-1995	MERCEDES-BENZ S500	5.0L V8 4973cc
	1994-1995	MERCEDES-BENZ S600	6.0L V12 5987cc 365 CID
	1994-1995	MERCEDES-BENZ S600	6.0L V12 5987cc 365 CID
	1994-1995	MERCEDES-BENZ SL500	5.0L V8 4973cc
	1994-1996	MERCEDES-BENZ C220	2.2L L4 2199cc
	1994-1996	MERCEDES-BENZ S320	3.2L L6 3199cc
	1994	MERCEDES BENZ 220E (MEX)	2.2L L4 2199cc
	1994	MERCEDES BENZ 400E (MEX)	4.2L V8 4196cc
	1994	MERCEDES BENZ 560SEL (MEX)	5.6L V8 5547cc 338 CID
	1994	MERCEDES-BENZ C280	2.8L L6 2799cc
1994	MERCEDES-BENZ E500	5.0L V8 4973cc	
1994	MERCEDES-BENZ SL320	3.2L L6 3199cc	
1995	MERCEDES BENZ 400SEL (MEX)	4.2L V8 4196cc	
1995	MERCEDES-BENZ SL320	3.2L L6 3199cc	
USEP8188	1988	VOLVO 760	2.3L L4 2316cc
	1989	VOLVO 780	2.3L L4 2316cc
	1990	VOLVO 740	2.3L L4 2316cc
	1991-1992	VOLVO 740	2.3L L4 2316cc
USEP8190	1989	VOLVO 960	2.9L L6 2922cc
	1989-1991	NISSAN MAXIMA	3.0L V6 2960cc 181 CID
	1992	NISSAN MAXIMA	3.0L V6 2960cc 181 CID
	1994	NISSAN MAXIMA	3.0L V6 2960cc 181 CID
USEP8191S	1996	SUBARU LEGACY	2.2L H4 2212cc
	1996	SUBARU LEGACY	2.2L H4 2212cc
USEP8192	1989	SUBARU JUSTY	1.2L L3 1189cc
	1990	SUBARU JUSTY	1.2L L3 1189cc
	1991	SUBARU JUSTY	1.2L L3 1189cc

USMW	Years	Application	Engine	USMW	Years	Application	Engine
USEP8197H	1985-1988	BMW 528E	2.7L L6 2693cc	1992	TOYOTA CAMRY	2.2L L4 2164cc	
	1985-1988	BMW 535i	3.5L L6 3430cc	1992	TOYOTA CAMRY	3.0L V6 2959cc	
	1985-1989	BMW 635CSI	3.5L L6 3430cc	1993-1994	TOYOTA CAMRY	2.2L L4 2164cc	
	1987-1988	BMW M6	3.5L L6 3453cc	1993-1995	TOYOTA CELICA	2.2L L4 2164cc	
	1987	BMW L6	3.5L L6 3430cc	1993-1997	GEO PRIZM	1.6L L4 1588cc 98 CID	
	1988	BMW 535iS	3.5L L6 3430cc	1993-1997	GEO PRIZM	1.8L L4 1788cc 110 CID	
	1988	BMW M5	3.5L L6 3453cc	1993	TOYOTA CAMRY	3.0L V6 2959cc	
USEP8200	1985-1986	VOLKSWAGEN GOLF	1.8L L4 1780cc	1993	TOYOTA COROLLA	1.6L L4 1587cc 97 CID	
	1985-1986	VOLKSWAGEN SCIROCCO	1.8L L4 1780cc	1993	TOYOTA T100	3.0L V6 2959cc	
	1985-1990	VOLKSWAGEN CABRIOLET	1.8L L4 1780cc	1994-1995	TOYOTA COROLLA	1.6L L4 1587cc 97 CID	
	1985	VOLKSWAGEN JETTA	1.8L L4 1780cc	1994-1995	TOYOTA PICKUP	2.4L L4 2366cc	
	1985	VOLKSWAGEN JETTA	1.8L L4 1780cc	1994-1995	TOYOTA T100	2.7L L4 2694cc	
	1986	VOLKSWAGEN JETTA	1.8L L4 1780cc	1994-2003	LEXUS ES300	3.0L V6 2995cc	
	1987-1988	VOLKSWAGEN SCIROCCO	1.8L L4 1780cc	1994	TOYOTA CAMRY	3.0L V6 2995cc	
	1987-1992	VOLKSWAGEN JETTA	1.8L L4 1781cc 109 CID	1994	TOYOTA COROLLA	1.8L L4 1762cc 107 CID	
	1987	VOLKSWAGEN FOX	1.8L L4 1780cc	1994	TOYOTA PREVIA	2.4L L4 2438cc	
	1987	VOLKSWAGEN GOLF	1.8L L4 1780cc	1994	TOYOTA T100	3.0L V6 2959cc	
	1987	VOLKSWAGEN GOLF	1.8L L4 1780cc	1994	TOYOTA TERCEL	1.5L L4 1456cc	
	1987	VOLKSWAGEN JETTA	1.8L L4 1780cc	1995-1996	TOYOTA CAMRY	2.2L L4 2164cc	
	1987	VOLKSWAGEN JETTA	1.8L L4 1780cc	1995-1996	TOYOTA TERCEL	1.5L L4 1497cc	
	1987	VOLKSWAGEN SCIROCCO	1.8L L4 1780cc	1995-2004	TOYOTA AVALON	3.0L V6 2995cc	
	1988-1989	VOLKSWAGEN FOX	1.8L L4 1780cc	1995	TOYOTA CAMRY	3.0L V6 2995cc	
	1988	VOLKSWAGEN GOLF	1.8L L4 1780cc	1995	TOYOTA PREVIA	2.4L L4 2438cc	
	1988	VOLKSWAGEN GOLF	1.8L L4 1780cc	1995	TOYOTA T100	3.4L V6 3378cc	
	1988	VOLKSWAGEN JETTA	1.8L L4 1780cc	1995	TOYOTA TACOMA	2.4L L4 2438cc	
	1988	VOLKSWAGEN JETTA	1.8L L4 1780cc	1995	TOYOTA TACOMA	2.7L L4 2694cc	
	1989	VOLKSWAGEN FOX	1.8L L4 1780cc	1995	TOYOTA TACOMA	3.4L V6 3378cc	
	1989	VOLKSWAGEN GOLF	1.8L L4 1780cc	1996-1997	TOYOTA 4RUNNER	3.4L V6 3378cc	
	1989	VOLKSWAGEN GOLF	1.8L L4 1780cc	1996-1997	TOYOTA CELICA	2.2L L4 2164cc	
	1989	VOLKSWAGEN JETTA	1.8L L4 1780cc	1996-1997	TOYOTA COROLLA	1.6L L4 1587cc 97 CID	
	1989	VOLKSWAGEN JETTA	1.8L L4 1780cc	1996-1997	TOYOTA RAV4	2.0L L4 1998cc 122 CID	
	1990-1992	VOLKSWAGEN GOLF	1.8L L4 1780cc	1996-1997	TOYOTA T100	2.7L L4 2694cc	
	1990-1992	VOLKSWAGEN GOLF	2.0L L4 1984cc 121 CID	1996-1997	TOYOTA T100	3.4L V6 3378cc	
	1990-1992	VOLKSWAGEN JETTA	1.8L L4 1780cc	1996-1997	TOYOTA TACOMA	2.4L L4 2438cc	
	1990-1992	VOLKSWAGEN JETTA	2.0L L4 1984cc 121 CID	1996-1997	TOYOTA TACOMA	2.7L L4 2694cc	
	1990-1993	VOLKSWAGEN FOX	1.8L L4 1780cc	1996-1997	TOYOTA TACOMA	3.4L V6 3378cc	
	1990	VOLKSWAGEN FOX	1.8L L4 1780cc	1996-1998	TOYOTA 4RUNNER	2.7L L4 2694cc	
	1990	VOLKSWAGEN PASSAT	2.0L L4 1984cc 121 CID	1996	TOYOTA AVALON	3.0L V6 2995cc	
	1991-1993	VOLKSWAGEN PASSAT	2.0L L4 1984cc 121 CID	1996	TOYOTA CAMRY	3.0L V6 2995cc	
	1991	VOLKSWAGEN CABRIOLET	1.8L L4 1780cc	1996	TOYOTA TACOMA	3.4L V6 3378cc	
	1991	VOLKSWAGEN CABRIOLET	1.8L L4 1780cc	1997-1998	TOYOTA CAMRY	2.2L L4 2164cc	
	1991	VOLKSWAGEN FOX	1.8L L4 1780cc	1997-1998	TOYOTA CAMRY	3.0L V6 2995cc	
1991	VOLKSWAGEN FOX	1.8L L4 1780cc	1997-1998	TOYOTA TERCEL	1.5L L4 1497cc		
1992	VOLKSWAGEN CABRIOLET	1.8L L4 1780cc	1997	TOYOTA CAMRY	3.0L V6 2995cc		
1992	VOLKSWAGEN PASSAT	2.0L L4 1984cc 121 CID	1997	TOYOTA COROLLA	1.6L L4 1587cc 97 CID		
1993	VOLKSWAGEN CABRIOLET	1.8L L4 1780cc	1997	TOYOTA PASEO	1.5L L4 1497cc		
USEP8202	1990	VOLKSWAGEN CABRIOLET	1.8L L4 1780cc	1997	TOYOTA T100	3.4L V6 3378cc	
	1991	VOLKSWAGEN CABRIOLET	1.8L L4 1780cc	1997	TOYOTA TACOMA	3.4L V6 3378cc	
	1991	VOLKSWAGEN CABRIOLET	1.8L L4 1780cc	1998-1999	TOYOTA AVALON	3.0L V6 2995cc	
	1991	VOLKSWAGEN FOX	1.8L L4 1780cc	1998-1999	TOYOTA CELICA	2.2L L4 2164cc	
	1992-1993	VOLKSWAGEN FOX	1.8L L4 1780cc	1998-2000	TOYOTA SIENNA	3.0L V6 2995cc	
	1992	VOLKSWAGEN CABRIOLET	1.8L L4 1780cc	1998-2002	CHEVROLET PRIZM	1.8L L4 110 CID	
	1993	VOLKSWAGEN CABRIOLET	1.8L L4 1780cc	1998-2002	TOYOTA COROLLA	1.8L L4 1794cc	
USEP8205H	1989-1991	ISUZU TROOPER	2.8L V6 2827cc	1998-2002	TOYOTA TACOMA	2.4L L4 2438cc	
	1991-1992	ISUZU RODEO	3.1L V6 3137cc	1998	TOYOTA 4RUNNER	3.4L V6 3378cc	
USEP8211	1990-1991	MINI COOPER	1.5L L4 1468cc 90 CID	1998	TOYOTA RAV4	2.0L L4 1998cc 122 CID	
	1992-1994	MINI COOPER	1.5L L4 1468cc 90 CID	1998	TOYOTA T100	2.7L L4 2694cc	
USEP8213	1990	TOYOTA TERCEL	1.5L L4 1456cc	1998	TOYOTA T100	3.4L V6 3378cc	
	1991-1993	TOYOTA TERCEL	1.5L L4 1456cc	1998	TOYOTA TACOMA	2.7L L4 2694cc	
	1992-1993	TOYOTA CAMRY	3.0L V6 2959cc	1998	TOYOTA TACOMA	2.7L L4 2694cc	
	1992-1993	TOYOTA PICKUP	2.4L L4 2366cc	1998	TOYOTA TACOMA	3.4L V6 3378cc	
	1992-1994	TOYOTA CAMRY	2.2L L4 2164cc	1999-2003	TOYOTA TACOMA	2.4L L4 2438cc	
	1992-1994	TOYOTA CAMRY	2.2L L4 2164cc	1999-2003	TOYOTA TACOMA	2.7L L4 2694cc	
	1992-1994	TOYOTA CAMRY	2.2L L4 2164cc	1999-2003	TOYOTA TACOMA	3.4L V6 3378cc	
	1992-1995	TOYOTA 4RUNNER	2.4L L4 2366cc	1999	FORD RAV4	2.0L L4 1998cc 122 CID	
	1992-1995	TOYOTA 4RUNNER	3.0L V6 2959cc	1999	TOYOTA 4RUNNER	2.7L L4 2694cc	
	1992-1995	TOYOTA PICKUP	3.0L V6 2959cc	1999	TOYOTA 4RUNNER	3.4L V6 3378cc	
	1992-1998	LEXUS ES300	3.0L V6 2959cc	1999	TOYOTA CAMRY	2.2L L4 2164cc	
	1992-1998	TOYOTA PASEO	1.5L L4 1497cc	1999	TOYOTA CAMRY	3.0L V6 2995cc	

BUYER'S GUIDE

USMW	Years	Application	Engine	
USEP8213	2000-2004	TOYOTA ECHO	1.5L L4 1497cc	
	2000-2005	TOYOTA CELICA	1.8L L4 1794cc	
	2000-2005	TOYOTA CELICA	1.8L L4 1795cc	
	2000	TOYOTA 4RUNNER	2.7L L4 2694cc	
	2000	TOYOTA 4RUNNER	3.4L V6 3378cc	
	2000	TOYOTA CAMRY	2.2L L4 2164cc	
	2000	TOYOTA CAMRY	3.0L V6 2995cc	
	2000	TOYOTA RAV4	2.0L L4 1998cc 122 CID	
	2001-2002	TOYOTA 4RUNNER	3.4L V6 3378cc	
	2001-2002	TOYOTA TACOMA	2.7L L4 2694cc	
	2001-2002	TOYOTA TACOMA	3.4L V6 3378cc	
	2001	TOYOTA CAMRY	2.2L L4 2164cc	
	2001	TOYOTA CAMRY	3.0L V6 2995cc	
	2002-2005	TOYOTA CAMRY	2.4L L4 2357cc 144 CID	
	2002-2005	TOYOTA ECHO	1.5L L4 1497cc	
	2003-2006	NISSAN X-TRAIL (MEX)	2.5L L4 2500cc 153 CID	
	2003-2006	PONTIAC VIBE	1.8L L4 1794cc	
	2003-2006	PONTIAC VIBE	1.8L L4 1795cc	
	2004-2006	LEXUS ES330	3.3L V6 3300cc 202 CID	
	2004-2006	SCION XA	1.5L L4 1497cc	
	2004-2006	SCION XB	1.5L L4 1497cc	
	2004-2006	TOYOTA CAMRY	3.3L V6 3300cc 202 CID	
	2004	TOYOTA SOLARA	3.3L V6 3300cc 202 CID	
	2004	TOYOTA TACOMA	2.4L L4 2438cc	
	2004	TOYOTA TACOMA	2.7L L4 2694cc	
	2004	TOYOTA TACOMA	2.7L L4 2694cc	
	2004	TOYOTA TACOMA	3.4L V6 3378cc	
	2004	TOYOTA TACOMA	3.4L V6 3378cc	
	2005-2006	TOYOTA CAMRY	3.0L V6 2995cc	
	2005-2006	TOYOTA SOLARA	3.3L V6 3300cc 202 CID	
	2005-2008	TOYOTA AVALON	3.5L V6 3456cc	
	2005	PONTIAC VIBE	1.8L L4 1794cc	
	2006	TOYOTA CAMRY	3.0L V6 2995cc	
	2006	TOYOTA SOLARA	3.3L V6 3300cc 202 CID	
	2007-2008	TOYOTA SOLARA	3.3L V6 3300cc 202 CID	
	2007-2009	LEXUS ES350	3.5L V6 3456cc	
	2007-2009	TOYOTA CAMRY	3.5L V6 3456cc	
	2009	TOYOTA AVALON	3.5L V6 3456cc	
	USEP8216H	1985-1986	BMW 735i	3.5L L6 3430cc
	USEP8217	1990-1991	MAZDA PROTEGE	1.8L L4 1839cc
1990		MAZDA PROTEGE	1.8L L4 1839cc	
1991		MAZDA PROTEGE	1.8L L4 1839cc	
USEP8218	1990-1992	INFINITI M30	3.0L V6 2960cc 181 CID	
USEP8219	1990-1996	INFINITI Q45	4.5L V8 4494cc	
	1996	NISSAN CIMA (MEX)	4.1L V8 4130cc	
USEP8222	1991	AUDI COUPE QUATTRO	2.3L L5 2309cc 140CID	
	1992-1993	AUDI 100	2.8L V6 2771cc	
	1993	AUDI 90	2.8L V6 2771cc	
	1993	AUDI 100 QUATTRO	2.8L V6 2771cc	
	1993	AUDI 90 QUATTRO	2.8L V6 2771cc	
	1993	AUDI S4	2.2L L5 2226cc	
	1994	AUDI 100	2.8L V6 2771cc	
	1994	AUDI 90 QUATTRO	2.8L V6 2771cc	
	USEP8224	1985	VOLVO 244	2.3L L4 2316cc
		1985	VOLVO 245	2.3L L4 2316cc
1986-1989		VOLVO 244	2.3L L4 2316cc	
1986-1989		VOLVO 245	2.3L L4 2316cc	
1987-1988		VOLVO 780	2.8L V6 2849cc	
1988		JAGUAR VANDEN PLAS	3.6L L6 3590cc	
1988		JAGUAR XJ6	3.6L L6 3590cc	
1988		VOLVO 740	2.3L L4 2316cc	
1988		VOLVO 760	2.3L L4 2316cc	
1988		VOLVO 760	2.8L V6 2849cc	
1989-1990		VOLVO 740	2.3L L4 2316cc	
1989-1990		VOLVO 760	2.3L L4 2316cc	
1989-1990		VOLVO 760	2.8L V6 2849cc	
1989-1990		VOLVO 780	2.3L L4 2316cc	
1989-1990		VOLVO 780	2.8L V6 2849cc	
1989		JAGUAR VANDEN PLAS	3.6L L6 3590cc	

USMW	Years	Application	Engine	
	1989	JAGUAR XJ6	3.6L L6 3590cc	
	1989	VOLVO 740	2.3L L4 2316cc	
	1990-1991	VOLVO 240	2.3L L4 2316cc	
	1990-1991	VOLVO 740	2.3L L4 2316cc	
	1990-1992	JAGUAR VANDEN PLAS	4.0L L6 3980cc	
	1990-1992	JAGUAR XJ6	4.0L L6 3980cc	
	1990	VOLVO 240	2.3L L4 2316cc	
	1990	VOLVO 740	2.3L L4 2316cc	
	1990	VOLVO 740	2.3L L4 2316cc	
	1991-1992	VOLVO 740	2.3L L4 2316cc	
	1991-1993	JAGUAR VANDEN PLAS	4.0L L6 3980cc	
	1991-1995	VOLVO 940	2.3L L4 2316cc	
	1991	VOLVO 240	2.3L L4 2316cc	
	1991	VOLVO 780	2.3L L4 2316cc	
	1991	VOLVO 940	2.3L L4 2316cc	
	1992-1993	VOLVO 240	2.3L L4 2316cc	
	1992-1993	VOLVO 940	2.3L L4 2316cc	
	1992-1994	VOLVO 960	2.9L L6 2922cc	
	1992	VOLVO 740	2.3L L4 2316cc	
	1992	VOLVO 940	2.3L L4 2316cc	
	1993	VOLVO 940	2.3L L4 2316cc	
	1994	VOLVO 940	2.3L L4 2316cc	
	USEP8229	1989-1997	GEO TRACKER	1.6L L4 1588cc 98 CID
		1990-1993	MAZDA MIATA	1.6L L4 1597cc 97 CID
		1990-2002	MITSUBISHI MIRAGE	1.5L L4 1468cc 90 CID
		1990	SUBARU JUSTY	1.2L L3 1189cc
		1991-1992	DODGE STEALTH	3.0L V6 2972cc 181 CID
		1991-1992	MITSUBISHI GALANT	2.0L L4 1997cc 122 CID
		1991-1992	MITSUBISHI MIRAGE	1.6L L4 1597cc 98 CID
		1991-1993	DODGE COLT	1.5L L4 1468cc 90 CID
1991-1993		NISSAN ICHI VAN (MEX)	2.4L L4 2389cc	
1991-1993		PLYMOUTH COLT	1.5L L4 1468cc 90 CID	
1991-1998		MITSUBISHI 3000GT	3.0L V6 2972cc 181 CID	
1991		DODGE RAM 50	2.4L L4 2351cc	
1991		DODGE RAM 50	3.0L V6 2972cc 181 CID	
1991		EAGLE SUMMIT	1.5L L4 1468cc 90 CID	
1991		MITSUBISHI ECLIPSE	1.8L L4 1755cc 107 CID	
1991		MITSUBISHI ECLIPSE	2.0L L4 1997cc 122 CID	
1991		MITSUBISHI MIGHTY MAX	2.4L L4 2351cc	
1991		MITSUBISHI MIGHTY MAX	3.0L V6 2972cc 181 CID	
1991		SUBARU JUSTY	1.2L L3 1189cc	
1992-1993		DODGE RAM 50	2.4L L4 2351cc	
1992-1993		MAZDA 323	1.6L L4 1597cc 97 CID	
1992-1993		MITSUBISHI EXPO	2.4L L4 2351cc	
1992-1993		SUBARU JUSTY	1.2L L3 1189cc	
1992-1994		MAZDA MX-3	1.8L V6 1845cc	
1992-1994		MAZDA PROTEGE	1.8L L4 1839cc	
1992-1995		MAZDA 929	3.0L V6 2954cc 180 CID	
1992-1995		MAZDA MX-3	1.6L L4 1597cc 97 CID	
1992-1995		MITSUBISHI DIAMANTE	3.0L V6 2972cc 181 CID	
1992-1996		MITSUBISHI MONTERO	3.0L V6 2972cc 181 CID	
1992		EAGLE SUMMIT	1.5L L4 1468cc 90 CID	
1992	EAGLE SUMMIT	1.5L L4 1468cc 90 CID		
1992	EAGLE SUMMIT	1.8L L4 1834cc 112 CID		
1992	EAGLE SUMMIT	2.4L L4 2351cc		
1992	EAGLE TALON	2.0L L4 1997cc 122 CID		
1992	HYUNDAI ELANTRA	1.6L L4 1596cc 97 CID		
1992	MITSUBISHI ECLIPSE	1.8L L4 1755cc 107 CID		
1992	MITSUBISHI ECLIPSE	2.0L L4 1997cc 122 CID		
1992	MITSUBISHI EXPO	2.4L L4 2351cc		
1992	MITSUBISHI EXPO LRV	1.8L L4 1834cc 112 CID		
1992	MITSUBISHI MIGHTY MAX	2.4L L4 2351cc		
1992	MITSUBISHI MIGHTY MAX	3.0L V6 2972cc 181 CID		
1992	NISSAN D21	3.0L V6 2960cc 181 CID		
1992	PLYMOUTH COLT	1.8L L4 1834cc 112 CID		
1992	PLYMOUTH COLT	2.4L L4 2351cc		
1992	PLYMOUTH LASER	1.8L L4 1755cc 107 CID		
1992	PLYMOUTH LASER	2.0L L4 1997cc 122 CID		
1993-1994	EAGLE SUMMIT	1.5L L4 1468cc 90 CID		

USMW	Years	Application	Engine
USEP8229	1993-1994	EAGLE SUMMIT	2.4L L4 2351cc
	1993-1994	EAGLE TALON	1.8L L4 1755cc 107 CID
	1993-1994	HYUNDAI SONATA	2.0L L4 1997cc 121 CID
	1993-1994	HYUNDAI SONATA	3.0L V6 2972cc 181 CID
	1993-1994	MAZDA ECLIPSE	1.8L L4 1755cc 107 CID
	1993-1994	MAZDA EXPO LRV	2.4L L4 2351cc
	1993-1994	MAZDA EXPO LRV	2.4L L4 2351cc
	1993-1994	MAZDA MIGHTY MAX	3.0L V6 2972cc 181 CID
	1993-1994	PLYMOUTH COLT	1.8L L4 1834cc 112 CID
	1993-1994	PLYMOUTH COLT	2.4L L4 2351cc
	1993-1994	PLYMOUTH LASER	1.8L L4 1755cc 107 CID
	1993-1995	HONDA CIVIC	1.5L L4 1493cc
	1993-1995	HONDA CIVIC	1.5L L4 1493cc
	1993-1995	HONDA CIVIC	1.5L L4 1493cc
	1993-1995	HONDA CIVIC	1.5L L4 1493cc
	1993-1995	HONDA CIVIC	1.5L L4 1493cc
	1993-1995	HYUNDAI ELANTRA	1.6L L4 1596cc 97 CID
	1993-1995	HYUNDAI ELANTRA	1.8L L4 1836cc
	1993-1995	MAZDA MIRAGE	1.5L L4 1468cc 90 CID
	1993-1995	MAZDA MIRAGE	1.8L L4 1834cc 112 CID
	1993-1996	DODGE STEALTH	3.0L V6 2972cc 181 CID
	1993-1996	ISUZU RODEO	3.2L V6 3165cc
	1993	DODGE COLT	1.8L L4 1834cc 112 CID
	1993	DODGE STEALTH	3.0L V6 2972cc 181 CID
	1993	EAGLE SUMMIT	1.8L L4 1834cc 112 CID
	1993	EAGLE SUMMIT	1.8L L4 1834cc 112 CID
	1993	EAGLE TALON	2.0L L4 1997cc 122 CID
	1993	HYUNDAI ELANTRA	1.8L L4 1836cc
	1993	MAZDA 626	2.0L L4 1991cc
	1993	MAZDA 626	2.5L V6 2497cc 152 CID
	1993	MAZDA MX-3	1.8L V6 1845cc
	1993	MAZDA MX-6	2.0L L4 1991cc
	1993	MAZDA MX-6	2.5L V6 2497cc 152 CID
	1993	MAZDA ECLIPSE	2.0L L4 1997cc 122 CID
	1993	MAZDA EXPO	2.4L L4 2351cc
	1993	MAZDA EXPO LRV	1.8L L4 1834cc 112 CID
	1993	MAZDA GALANT	2.0L L4 1997cc 122 CID
	1993	MAZDA MIGHTY MAX	2.4L L4 2351cc
	1993	MAZDA MIRAGE	1.5L L4 1468cc 90 CID
	1993	MAZDA PLYMOUTH COLT	1.8L L4 1834cc 112 CID
	1993	MAZDA PLYMOUTH LASER	2.0L L4 1997cc 122 CID
	1994-1995	MAZDA JEEP CHEROKEE	2.5L L4 150 CID
	1994-1995	MAZDA JEEP CHEROKEE	4.0L L6 242 CID
	1994-1995	MAZDA EXPO	2.4L L4 2351cc
	1994-1996	MAZDA PASSPORT	3.2L V6 3165cc
	1994-1997	MAZDA MIATA	1.8L L4 1839cc
	1994-1998	MAZDA MITSUBISHI MONTERO	3.5L V6 3497cc 215 CID
	1994	MAZDA DODGE COLT	1.5L L4 1468cc 90 CID
	1994	MAZDA DODGE COLT	1.5L L4 1468cc 90 CID
	1994	MAZDA DODGE COLT	1.8L L4 1834cc 112 CID
	1994	MAZDA EAGLE SUMMIT	1.8L L4 1834cc 112 CID
	1994	MAZDA EAGLE TALON	2.0L L4 1997cc 122 CID
	1994	MAZDA HYUNDAI ELANTRA	1.6L L4 1596cc 97 CID
	1994	MAZDA ISUZU TROOPER	3.2L V6 3165cc
	1994	MAZDA MAZDA 323	1.6L L4 1597cc 97 CID
	1994	MAZDA MAZDA 626	2.0L L4 1991cc
	1994	MAZDA MAZDA 626	2.5L V6 2497cc 152 CID
	1994	MAZDA MAZDA MX-6	2.0L L4 1991cc
	1994	MAZDA MAZDA MX-6	2.5L V6 2497cc 152 CID
	1994	MAZDA MAZDA PROTEGE	1.8L L4 1839cc
	1994	MAZDA MITSUBISHI ECLIPSE	2.0L L4 1997cc 122 CID
	1994	MAZDA MITSUBISHI EXPO LRV	1.8L L4 1834cc 112 CID
	1994	MAZDA MITSUBISHI GALANT	2.4L L4 2351cc
	1994	MAZDA MITSUBISHI MIGHTY MAX	2.4L L4 2351cc
	1994	MAZDA PLYMOUTH COLT	1.5L L4 1468cc 90 CID
	1994	MAZDA PLYMOUTH COLT	1.5L L4 1468cc 90 CID
	1994	MAZDA PLYMOUTH COLT	1.8L L4 1834cc 112 CID
	1994	MAZDA PLYMOUTH LASER	2.0L L4 1997cc 122 CID
	1994	MAZDA SUBARU JUSTY	1.2L L3 1189cc

USMW	Years	Application	Engine
	1995-1996	DODGE AVENGER	2.5L V6 2497cc 152 CID
	1995-1996	EAGLE SUMMIT	1.5L L4 1468cc 90 CID
	1995-1996	EAGLE SUMMIT	2.4L L4 2351cc
	1995-1996	MAZDA MITSUBISHI MIGHTY MAX	2.4L L4 2351cc
	1995-1998	MAZDA MILLENIA	2.5L V6 2497cc 152 CID
	1995-1998	MAZDA NISSAN 200SX	1.6L L4 1597cc 97 CID
	1995-1998	MAZDA NISSAN 200SX	2.0L L4 1998cc 122 CID
	1995-1998	MAZDA SUZUKI ESTEEM	1.6L L4 1590cc 97 CID
	1995-1999	MAZDA CHRYSLER SEBRING	2.0L L4 1996cc 122 CID
	1995-2000	MAZDA MAZDA PROTEGE	1.8L L4 1839cc
	1995-2000	MAZDA NISSAN LUCINO (MEX)	1.6L L4 1597cc 97 CID
	1995-2001	MAZDA SUZUKI SWIFT	1.3L L4 1298cc 79 CID
	1995	MAZDA CHRYSLER NEON	2.0L L4 1996cc 122 CID
	1995	MAZDA CHRYSLER SEBRING	2.5L V6 2497cc 152 CID
	1995	MAZDA DODGE AVENGER	2.0L L4 1996cc 122 CID
	1995	MAZDA EAGLE SUMMIT	1.8L L4 1834cc 112 CID
	1995	MAZDA EAGLE SUMMIT	1.8L L4 1834cc 112 CID
	1995	MAZDA EAGLE TALON	2.0L L4 1997cc 122 CID
	1995	MAZDA HONDA ACCORD	2.7L V6 2675cc
	1995	MAZDA HONDA CIVIC	1.6L L4 1590cc 97 CID
	1995	MAZDA HONDA PASSPORT	2.6L L4 2559cc
	1995	MAZDA HYUNDAI ACCENT	1.5L L4 1495cc
	1995	MAZDA HYUNDAI SONATA	2.0L L4 1997cc 121 CID
	1995	MAZDA HYUNDAI SONATA	3.0L V6 2972cc 181 CID
	1995	MAZDA ISUZU RODEO	2.6L L4 2559cc
	1995	MAZDA ISUZU TROOPER	3.2L V6 3165cc
	1995	MAZDA KIA SEPHIA	1.6L L4 1597cc 97 CID
	1995	MAZDA MAZDA PROTEGE	1.5L L4 1489cc
	1995	MAZDA MITSUBISHI ECLIPSE	2.0L L4 1997cc 122 CID
	1995	MAZDA MITSUBISHI GALANT	2.4L L4 2351cc
	1995	MAZDA MITSUBISHI GALANT	2.4L L4 2351cc
	1995	MAZDA MITSUBISHI GALANT	2.4L L4 2351cc
	1995	MAZDA MITSUBISHI GALANT	2.4L L4 2351cc
	1995	MAZDA MITSUBISHI GALANT	2.4L L4 2351cc
	1995	MAZDA MITSUBISHI GALANT	2.4L L4 2351cc
	1995	MAZDA NISSAN 200SX	2.0L L4 1998cc 122 CID
	1995	MAZDA NISSAN MAXIMA	3.0L V6 2988cc 182 CID
	1995	MAZDA NISSAN PICKUP	2.4L L4 2389cc
	1995	MAZDA NISSAN PICKUP	2.4L L4 2389cc
	1995	MAZDA NISSAN SENTRA	1.6L L4 1597cc 97 CID
	1995	MAZDA SUBARU IMPREZA	2.2L H4 2212cc
	1996-1997	MAZDA ACURA SLX	3.2L V6 3165cc
	1996-1997	MAZDA HONDA CIVIC DEL SOL	1.6L L4 1590cc 97 CID
	1996-1997	MAZDA HYUNDAI SONATA	2.0L L4 1997cc 121 CID
	1996-1997	MAZDA HYUNDAI SONATA	3.0L V6 2972cc 181 CID
	1996-1997	MAZDA ISUZU OASIS	2.2L L4 2156cc
	1996-1997	MAZDA ISUZU RODEO	2.6L L4 2559cc
	1996-1997	MAZDA ISUZU TROOPER	3.2L V6 3165cc
	1996-1997	MAZDA KIA SEPHIA	1.6L L4 1597cc 97 CID
	1996-1997	MAZDA KIA SEPHIA	1.8L L4 1839cc
	1996-1997	MAZDA MAZDA MILLENIA	2.5L V6 2497cc 152 CID
	1996-1997	MAZDA NISSAN PATHFINDER	3.3L V6 3275cc
	1996-1997	MAZDA NISSAN PICKUP	2.4L L4 2389cc
	1996-1997	MAZDA NISSAN TSURU (MEX)	1.6L L4 1597cc 97 CID
	1996-1997	MAZDA SUZUKI SIDEKICK	1.6L L4 1590cc 97 CID
	1996-1998	MAZDA CHRYSLER SEBRING	2.0L L4 1996cc 122 CID
	1996-1998	MAZDA CHRYSLER SEBRING	2.5L V6 2497cc 152 CID
	1996-1998	MAZDA DODGE AVENGER	2.0L L4 1996cc 122 CID
	1996-1998	MAZDA MAZDA MPV	3.0L V6 2954cc 180 CID
	1996-1998	MAZDA MAZDA PROTEGE	1.5L L4 1489cc
	1996-1998	MAZDA SUZUKI X-90	1.6L L4 1590cc 97 CID
	1996-1999	MAZDA INFINITI I30	3.0L V6 2988cc 182 CID
	1996-2000	MAZDA NISSAN LUCINO (MEX)	2.0L L4 1998cc 122 CID
	1996-2000	MAZDA NISSAN SENTRA	1.6L L4 1597cc 97 CID
	1996	MAZDA EAGLE SUMMIT	1.8L L4 1834cc 112 CID
	1996	MAZDA GEO METRO	1.0L L3 993cc 61 CID
	1996	MAZDA GEO METRO	1.3L L4 1295cc 79 CID
	1996	MAZDA GEO TRACKER	1.6L L4 1588cc 98 CID

BUYER'S GUIDE

USMW	Years	Application	Engine
USEP8229	1996	HONDA PASSPORT	2.6L L4 2559cc
	1996	HYUNDAI ACCENT	1.5L L4 1495cc
	1996	HYUNDAI ELANTRA	1.8L L4 1795cc
	1996	ISUZU TROOPER	3.2L V6 3165cc
	1996	KIA SEPHIA	1.6L L4 1597cc 97 CID
	1996	MAZDA MPV	3.0L V6 2954cc 180 CID
	1996	MINI COOPER	3.0L V6 2972cc 181 CID
	1996	MITSUBISHI ECLIPSE	2.4L L4 2351cc
	1996	MITSUBISHI GALANT	2.4L L4 2351cc
	1996	MITSUBISHI MIRAGE	1.5L L4 1468cc 90 CID
	1996	MITSUBISHI MIRAGE	1.8L L4 1834cc 112 CID
	1996	NISSAN ALTIMA	2.4L L4 2400cc 146 CID
	1996	NISSAN MAXIMA	3.0L V6 2988cc 182 CID
	1996	NISSAN MAXIMA	3.0L V6 2988cc 182 CID
	1996	NISSAN PICKUP	2.4L L4 2389cc
	1996	SUBARU IMPREZA	2.2L H4 2212cc
	1997-1998	DODGE AVENGER	2.5L V6 2497cc 152 CID
	1997-1998	MITSUBISHI GALANT	2.4L L4 2351cc
	1997-1998	MITSUBISHI MONTERO SPORT	2.4L L4 2351cc
	1997-1998	MITSUBISHI MONTERO SPORT	3.0L V6 2972cc 181 CID
	1997-1998	NISSAN MAXIMA	3.0L V6 2988cc 182 CID
	1997-1999	KIA SPORTAGE	2.0L L4 1998cc 122 CID
	1997-1999	MITSUBISHI ECLIPSE	2.4L L4 2351cc
	1997-1999	NISSAN ALTIMA	2.4L L4 2389cc
	1997-1999	NISSAN PATHFINDER	3.3L V6 3275cc
	1997-2000	INFINITI QX4	3.3L V6 3275cc
	1997-2001	MITSUBISHI DIAMANTE	3.5L V6 3497cc 215 CID
	1997-2002	MITSUBISHI MIRAGE	1.8L L4 1834cc 112 CID
	1997	GEO METRO	1.0L L3 993cc 61 CID
	1997	GEO METRO	1.3L L4 1295cc 79 CID
	1997	HONDA ACCORD	2.2L L4 2156cc
	1997	HONDA ACCORD	2.2L L4 2156cc
	1997	HONDA ACCORD	2.2L L4 2156cc
	1997	HONDA ACCORD	2.2L L4 2156cc
	1997	HONDA CR-V	2.0L L4 1972cc
	1997	HONDA PASSPORT	3.2L V6 3165cc
	1997	HYUNDAI ACCENT	1.5L L4 1495cc
	1997	HYUNDAI ACCENT	1.5L L4 1495cc
	1997	HYUNDAI ELANTRA	1.8L L4 1795cc
	1997	HYUNDAI TIBURON	1.8L L4 1795cc
	1997	HYUNDAI TIBURON	2.0L L4 1975cc
	1997	ISUZU RODEO	3.2L V6 3165cc
	1997	ISUZU TROOPER	3.2L V6 3165cc
	1997	NISSAN ALTIMA	2.4L L4 2389cc
	1997	NISSAN CEFIRO (MEX)	3.0L V6 2988cc
	1997	NISSAN PICKUP	2.4L L4 2389cc
	1997	NISSAN SENTRA	1.6L L4 1597cc 97 CID
	1998-1999	HONDA ACCORD	2.3L L4 2254cc
	1998-1999	HONDA CR-V	2.0L L4 1972cc
	1998-2000	CHEVROLET METRO	1.0L L3 993cc 61 CID
	1998-2000	CHEVROLET METRO	1.3L L4 1295cc 79 CID
	1998-2000	HONDA CIVIC	1.6L L4 1590cc 97 CID
	1998-2000	HYUNDAI ACCENT	1.5L L4 1495cc
	1998-2000	NISSAN TSUBAME (MEX)	1.6L L4 1597cc 97 CID
	1998-2002	HONDA ACCORD	3.0L V6 2997cc
	1998-2004	NISSAN PICKUP	2.4L L4 2389cc
	1998-2008	NISSAN PICKUP (MEX)	2.4L L4 2389cc
	1998-2009	NISSAN TSURU GS (MEX)	1.6L L4 1597cc 97 CID
	1998	ACURA INTEGRA	1.8L L4 1797cc 110 CID
	1998	CHEVROLET TRACKER	1.6L L4 1588cc 98 CID
	1998	CHEVROLET TRACKER	1.6L L4 1590cc 97 CID
	1998	EAGLE TALON	2.0L L4 1997cc 122 CID
	1998	HONDA CIVIC	1.6L L4 1590cc 97 CID
	1998	HYUNDAI ELANTRA	1.8L L4 1796cc 110 CID
	1998	HYUNDAI SONATA	2.0L L4 1997cc 121 CID
	1998	HYUNDAI SONATA	3.0L V6 2972cc 181 CID
	1998	HYUNDAI TIBURON	2.0L L4 1997cc 121 CID
	1998	INFINITI I30	3.0L V6 2988cc 182 CID
	1998	ISUZU OASIS	2.3L L4 2254cc

USMW	Years	Application	Engine
	1998	NISSAN FRONTIER	2.4L L4 2389cc
	1998	NISSAN SENTRA	1.6L L4 1597cc 97 CID
	1998	NISSAN SENTRA	2.0L L4 1998cc 122 CID
	1998	SUBARU FORESTER	2.5L H4 2458cc
	1998	SUBARU IMPREZA	2.2L H4 2212cc
	1998	SUBARU IMPREZA	2.5L H4 2458cc
	1998	SUZUKI SIDEKICK	1.6L L4 1590cc 97 CID
	1999-2000	CHEVROLET TRACKER	1.6L L4 1588cc 98 CID
	1999-2000	CHRYSLER SEBRING	2.5L V6 2497cc 152 CID
	1999-2000	DODGE AVENGER	2.5L V6 2497cc 152 CID
	1999-2000	HONDA CIVIC	1.6L L4 1595cc 97 CID
	1999-2000	HONDA CIVIC SIR (MEX)	1.6L L4 1590cc 97 CID
	1999-2000	HYUNDAI ELANTRA	2.0L L4 1975cc
	1999-2000	NISSAN PATHFINDER	3.3L V6 3275cc
	1999-2000	SUZUKI VITARA	2.0L L4 2000cc 122 CID
	1999-2001	ACURA TL	3.2L V6 3210cc
	1999-2001	HYUNDAI TIBURON	2.0L L4 1997cc 121 CID
	1999-2001	MAZDA MILLENIA	2.5L V6 2497cc 152 CID
	1999-2001	MAZDA PROTEGE	1.6L L4 1589cc
	1999-2001	SUBARU IMPREZA	2.2L H4 2212cc
	1999-2001	SUZUKI VITARA	1.6L L4 1590cc 97 CID
	1999-2002	SUBARU FORESTER	2.5L H4 2458cc
	1999-2004	SUZUKI GRAND VITARA	2.5L V6 2500cc
	1999	ACURA INTEGRA	1.8L L4 1797cc 110 CID
	1999	CHEVROLET METRO	1.0L L3 993cc 61 CID
	1999	CHEVROLET METRO	1.3L L4 1295cc 79 CID
	1999	CHEVROLET TRACKER	2.0L L4 1995cc 122 CID
	1999	DODGE AVENGER	2.0L L4 1996cc 122 CID
	1999	HONDA CIVIC	1.6L L4 1590cc 97 CID
	1999	INFINITI G20	2.0L L4 2000cc 122 CID
	1999	ISUZU OASIS	2.3L L4 2254cc
	1999	MITSUBISHI DIAMANTE	3.5L V6 3497cc 215 CID
	1999	MITSUBISHI ECLIPSE	2.0L L4 1997cc 122 CID
	1999	NISSAN FRONTIER	2.4L L4 2389cc
	1999	NISSAN MAXIMA	3.0L V6 2988cc 182 CID
	1999	NISSAN SENTRA	1.6L L4 1597cc 97 CID
	1999	NISSAN SENTRA	2.0L L4 1998cc 122 CID
	1999	SUBARU IMPREZA	2.2L H4 2212cc
	1999	SUBARU IMPREZA	2.5L H4 2458cc
	1999	SUBARU LEGACY	2.2L H4 2212cc
	1999	SUBARU LEGACY	2.5L H4 2458cc
	1999	SUZUKI ESTEEM	1.6L L4 1590cc 97 CID
	1999	SUZUKI ESTEEM	1.8L L4 1790cc
	2000-2001	ACURA INTEGRA	1.8L L4 1834cc 112 CID
	2000-2001	NISSAN ALTIMA	2.4L L4 2389cc
	2000-2002	HONDA ACCORD	2.3L L4 2254cc
	2000-2005	NISSAN ALMERA (MEX)	1.8L L4 1769cc
	2000-2005	NISSAN URVAN (MEX)	2.4L L4 2389cc
	2000	CHEVROLET TRACKER	2.0L L4 1995cc 122 CID
	2000	HONDA CIVIC	1.6L L4 1590cc 97 CID
	2000	HONDA CIVIC	1.6L L4 1590cc 97 CID
	2000	MITSUBISHI GALANT	2.4L L4 2351cc
	2000	NISSAN FRONTIER	2.4L L4 2389cc
	2000	SUBARU IMPREZA	2.5L H4 2458cc
	2001-2002	ACURA CL	3.2L V6 3210cc
	2001-2002	CHEVROLET TRACKER	1.6L L4 1588cc 98 CID
	2001-2002	CHEVROLET TRACKER	2.0L L4 1995cc 122 CID
	2001-2002	CHEVROLET TRACKER	2.5L V6 2500cc
	2001-2002	MAZDA PROTEGE	2.0L L4 2000cc 122 CID
	2001-2002	MITSUBISHI MONTERO	3.5L V6 3497cc 215 CID
	2001-2004	NISSAN FRONTIER	2.4L L4 2389cc
	2001	CHEVROLET METRO	1.3L L4 1295cc 79 CID
	2001	HONDA ACCORD	2.3L L4 2254cc
	2001	HONDA CIVIC	1.7L L4 1668cc
	2001	HYUNDAI ACCENT	1.6L L4 1600cc 98 CID
	2001	KIA OPTIMA	2.4L L4 2351cc
	2001	KIA OPTIMA	2.5L V6 2500cc
	2001	MAZDA PROTEGE	2.0L L4 2000cc 122 CID
	2001	SUBARU IMPREZA	2.5L H4 2458cc

USMW	Years	Application	Engine
USEP8229	2001	SUZUKI GRAND VITARA	2.5L V6 2500cc
	2002-2003	HONDA CIVIC	1.7L L4 1700cc
	2002-2003	HYUNDAI SONATA	2.4L L4 2351cc
	2002-2003	MAZDA PROTEGE5	2.0L L4 2000cc 122 CID
	2002-2003	SUZUKI AERIO	2.0L L4 2000cc 122 CID
	2002-2004	HYUNDAI SONATA	2.7L V6 2656cc
	2002-2004	MINI COOPER	3.5L V6 3497cc 215 CID
	2002-2004	NISSAN ALMERA (MEX)	1.8L L4 1781cc 109 CID
	2002	CHEVROLET TRACKER	2.0L L4 122 CID
	2002	HYUNDAI ACCENT	1.5L L4 1495cc
	2002	HYUNDAI ACCENT	1.6L L4 1600cc 98 CID
	2002	KIA OPTIMA	2.7L V6 2656cc
	2002	MAZDA MILLENIA	2.5L V6 2497cc 152 CID
	2002	MAZDA PROTEGE	2.0L L4 2000cc 122 CID
	2003-2004	CHEVROLET TRACKER	2.5L V6 2500cc
	2003-2004	KIA OPTIMA	2.7L V6 2656cc
	2003-2005	MINI COOPER	2.4L L4 2351cc
	2003	CHEVROLET TRACKER	2.0L L4 122 CID
	2003	CHEVROLET TRACKER	2.0L L4 1995cc 122 CID
	2003	MAZDA PROTEGE	2.0L L4 2000cc 122 CID
	2004-2005	SUZUKI AERIO	2.3L L4 2290cc 140 CID
	2004-2006	DODGE VERNA (MEX)	1.5L L4 1508cc
	2004-2006	DODGE VERNA (MEX)	1.6L L4 1598cc 98 CID
	2004	HONDA CIVIC	1.7L L4 1700cc
	2004	HYUNDAI SONATA	2.4L L4 2351cc
	2004	HYUNDAI XG350	3.5L V6 3500cc
	2004	KIA OPTIMA	2.4L L4 2351cc
	2004	SUZUKI VITARA	2.5L V6 2500cc
	2005-2006	KIA OPTIMA	2.4L L4 2351cc
	2005-2008	CHEVROLET TRACKER 2WD (MEX)	2.0L L4 1983cc
	2005	CHEVROLET TRACKER 2WD (MEX)	2.2L L4 2190cc 134 CID
	2005	HYUNDAI SONATA	2.7L V6 2656cc
	2005	HYUNDAI XG350	3.5L V6 3500cc
	2005	KIA OPTIMA	2.7L V6 2656cc
	2005	NISSAN MICRA	1.4L L4 1386cc 85 CID
	2005	NISSAN MICRA (MEX)	1.4L L4 1386cc 85 CID
	2005	SUBARU IMPREZA	2.5L H4 2458cc
	2005	SUZUKI AERIO	2.3L L4 2290cc 140 CID
	2005	SUZUKI GRAND VITARA	2.5L V6 2500cc
	2006-2007	NISSAN URVAN (MEX)	2.4L L4 2392cc
	2006	SUZUKI AERIO	2.3L L4 2290cc 140 CID
	2006	SUZUKI AERIO	2.3L L4 2290cc 140 CID
	2007	NISSAN FRONTIER	2.4L L4 2389cc
	2007	NISSAN FRONTIER PICKUP 2WD (MEX)	2.4L L4 2389cc
2007	SUZUKI AERIO	2.3L L4 2290cc 140 CID	
2008-2009	NISSAN URVAN (MEX)	2.5L L4 2500cc 153 CID	
2009-2010	NISSAN NP300 2WD (MEX)	2.4L L4 2389cc	
2010-2011	NISSAN TSURU GSI (MEX)	1.6L L4 1597cc 97 CID	
2010-2011	NISSAN TSURU GSII (MEX)	1.6L L4 1597cc 97 CID	
USEP8233	1991-1995	BMW 325IS	2.5L L6 2494cc 152 CID
	1992-1995	BMW 318IS	1.8L L4 1796cc 110 CID
	1992	BMW 318I	1.8L L4 1796cc 110 CID
	1992	BMW 325I	2.5L L6 2494cc 152 CID
	1993-1995	BMW 318I	1.8L L4 1796cc 110 CID
	1993	BMW 325I	2.5L L6 2494cc 152 CID
	1994	BMW 325I	2.5L L6 2494cc 152 CID
	1994	BMW M3 (MEX)	3.0L V6 2990cc
	1995	BMW 318TI	1.8L L4 1796cc 110 CID
	1995	BMW 325I	2.5L L6 2494cc 152 CID
	1995	BMW 328I (MEX)	2.8L V6 2788cc
	1995	BMW M3	3.0L L6 2990cc
	1996-1997	BMW 318IS	1.9L L4 1895cc
	1996-1997	BMW 325I	2.5L L6 2494cc 152 CID
	1996-1997	BMW 325I (MEX)	2.5L V6 2494cc
	1996-1997	BMW M3	3.2L L6 3152cc
	1996-1998	BMW 318I	1.9L L4 1895cc
	1996-1998	BMW 318TI	1.9L L4 1895cc
	1996-1998	BMW 328I	2.8L L6 2793cc
	1996-1999	BMW 328IS	2.8L L6 2793cc

USMW	Years	Application	Engine
USEP8234M	1996	BMW Z3	1.9L L4 1895cc
	1997-1998	BMW 323I (MEX)	2.5L V6 2494cc
	1997-2001	BMW 323I	2.5L L6 2494cc 152 CID
	1997	BMW Z3	1.9L L4 1895cc
	1997	BMW Z3	2.8L L6 2793cc
	1998-1999	BMW 323IS	2.5L L6 2494cc 152 CID
	1998	BMW 323I	2.5L L6 2494cc 152 CID
	1999	BMW 323TI (MEX)	2.5L V6 2494cc
	2005	BMW 325I	2.5L L6 2494cc 152 CID
	1989-1990	BMW 525I	2.5L L6 2494cc 152 CID
	1989-1993	BMW 535I	3.5L L6 3430cc
1991-1993	BMW M5	3.6L L6 3553cc	
USEP8235	1985	ISUZU IMPULSE	1.9L L4 1949cc
	1986-1987	ISUZU IMPULSE	1.9L L4 1949cc
	1988-1991	ISUZU TROOPER	2.6L L4 2559cc
	1988	ISUZU PICKUP	2.6L L4 2559cc
	1989-1990	NISSAN 240SX	2.4L L4 2389cc
	1989-1993	ISUZU AMIGO	2.6L L4 2559cc
	1989	ISUZU PICKUP	2.6L L4 2559cc
	1989	ISUZU PICKUP	2.6L L4 2559cc
	1990-1992	NISSAN STANZA	2.4L L4 2389cc
	1990-1995	SUBARU LEGACY	2.2L H4 2212cc
	1990	ISUZU PICKUP	2.6L L4 2559cc
	1990	NISSAN AXXESS	2.4L L4 2389cc
	1990	SUBARU LEGACY	2.2L H4 2212cc
	1991-1992	INFINITI G20	2.0L L4 1998cc 122 CID
	1991-1992	ISUZU PICKUP	2.6L L4 2559cc
	1991-1994	ISUZU RODEO	2.6L L4 2559cc
	1991-1997	NISSAN 240SX	2.4L L4 2389cc
	1991	NISSAN AXXESS	2.4L L4 2389cc
	1991	SUBARU LEGACY	2.2L H4 2212cc
	1991	SUBARU LEGACY	2.2L H4 2212cc
	1992-1993	ISUZU TROOPER	3.2L V6 3165cc
	1992-1994	SUBARU LEGACY	2.2L H4 2212cc
	1992	NISSAN PRIMERA (MEX)	2.0L L4 1998cc 122 CID
	1992	SUBARU SVX	3.3L H6 3318cc
	1992	SUBARU SVX	3.3L H6 3318cc
	1993-1994	ISUZU PICKUP	2.6L L4 2559cc
	1993-1994	SUBARU IMPREZA	1.8L H4 1781cc
	1993-1996	NISSAN 240SX	2.4L L4 2389cc
	1993-1997	INFINITI J30	3.0L V6 2960cc 181 CID
	1993-2004	NISSAN TSUBAME (MEX)	1.6L L4 1597cc 97 CID
	1993	ISUZU TROOPER	3.2L V6 3165cc
	1993	NISSAN MAXIMA	3.0L V6 2960cc 181 CID
	1993	SUBARU IMPREZA	1.8L H4 1781cc
	1993	SUBARU LEGACY	2.2L H4 2212cc
	1993	SUBARU SVX	3.3L H6 3318cc
	1994-1995	SUBARU SVX	3.3L H6 3318cc
	1994	HONDA PASSPORT	2.6L L4 2559cc
	1994	INFINITI G20	2.0L L4 1998cc 122 CID
	1994	ISUZU AMIGO	2.6L L4 2559cc
	1994	NISSAN 240SX	2.4L L4 2389cc
	1994	SUBARU IMPREZA	1.8L H4 1781cc
	1994	SUBARU LEGACY	2.2L H4 2212cc
	1995-1997	NISSAN TSURU (MEX)	1.6L L4 1598cc 98 CID
	1995	HONDA PASSPORT	2.6L L4 2559cc
1995	ISUZU PICKUP	2.3L L4 2254cc	
1995	ISUZU PICKUP	2.6L L4 2559cc	
1995	ISUZU RODEO	2.6L L4 2559cc	
1995	NISSAN TSURU (MEX)	1.6L L4 1597cc 97 CID	
1995	SUBARU IMPREZA	1.8L H4 1781cc	
1995	SUBARU IMPREZA	1.8L H4 1781cc	
1995	SUBARU LEGACY	2.2L H4 2212cc	
1996-1997	NISSAN SENTRA	2.0L L4 1998cc 122 CID	
1996-1997	SUBARU LEGACY	2.5L H4 2458cc	
1996-1997	SUBARU SVX	3.3L H6 3318cc	
1996	SUBARU IMPREZA	1.8L H4 1781cc	
1996	SUBARU IMPREZA	1.8L H4 1781cc	
1996	SUBARU LEGACY	2.2L H4 2212cc	

BUYER'S GUIDE

USMW	Years	Application	Engine	
USEP8235	1996	SUBARU LEGACY	2.2L H4 2212cc	
	1997	SUBARU IMPREZA	1.8L H4 1781cc	
	1997	SUBARU LEGACY	2.5L H4 2458cc	
	1998	NISSAN 240SX	2.4L L4 2389cc	
	1998	SUBARU LEGACY	2.5L H4 2458cc	
USEP8236	1992	AUDI 100 QUATTRO	2.8L V6 2771cc	
	1992	AUDI S4	2.2L L5 2226cc	
USEP8237	1987-1988	MAZDA B2600	2.6L L4 2555cc 156 CID	
	1987-1990	MAZDA B2200	2.2L L4 2184cc	
	1991-1993	MAZDA B2200	2.2L L4 2184cc	
USEP8238H	1989	SUZUKI SIDEKICK	1.6L L4 1590cc 97 CID	
	1991	SUZUKI SIDEKICK	1.6L L4 1590cc 97 CID	
USEP8240	1992-1995	LEXUS SC400	4.0L V8 3967cc	
	1992-2000	LEXUS SC300	3.0L L6 2997cc	
	1993-1997	LEXUS GS300	3.0L L6 2997cc	
	1993-1997	TOYOTA LAND CRUISER	4.5L L6 4477cc	
	1994-1995	TOYOTA PREVIA	2.4L L4 2438cc	
	1996-1997	LEXUS LX450	4.5L L6 4477cc	
	1996-1997	TOYOTA PREVIA	2.4L L4 2438cc	
	1996-2000	LEXUS SC400	4.0L V8 3969cc	
	1998-2007	LEXUS LX470	4.7L V8 4663cc 285 CID	
	1998	TOYOTA SUPRA	3.0L L6 2997cc	
	1999-2007	TOYOTA LAND CRUISER	4.7L V8 4663cc 285 CID	
	2000-2002	TOYOTA TUNDRA	4.7L V8 4663cc 285 CID	
	2001-2002	TOYOTA SEQUOIA	4.7L V8 4663cc 285 CID	
	2003	TOYOTA SEQUOIA	4.7L V8 4663cc 285 CID	
USEP8242H	1990-1995	SUZUKI SAMURAI	1.3L L4 1298cc 79 CID	
	1991-1993	SUZUKI SAMURAI	1.3L L4 1298cc 79 CID	
	1991	SUZUKI SAMURAI	1.3L L4 1298cc 79 CID	
USEP8244	1991-1997	VOLKSWAGEN PANEL (MEX)	1.8L L4 1800cc 110 CID	
	1994	VOLKSWAGEN JETTA	1.8L L4 1781cc 109 CID	
	1998-1999	VOLKSWAGEN PANEL (MEX)	1.8L L4 1780cc	
	1999	AUDI A3	1.8L L4 1781cc 109 CID	
	1999	AUDI A3 (MEX)	1.8L L4 1754cc 107 CID	
	1999	VOLKSWAGEN GOLF	2.0L L4 1984cc 121 CID	
	1999	VOLKSWAGEN GOLF	2.0L L4 1984cc 121 CID	
	2000-2001	VOLKSWAGEN COMBI	1.8L L4 1781cc 109 CID	
	2000-2001	VOLKSWAGEN COMBI (MEX)	1.8L L4 1780cc	
	2001-2003	VOLKSWAGEN EUROVAN	2.5L L5 2461cc 150 CID	
	USEP8244M	1991-1994	VOLKSWAGEN COMBI	1.8L L4 1780cc
		1991-1997	VOLKSWAGEN COMBI (MEX)	1.8L L4 1800cc 110 CID
		1993-1997	VOLKSWAGEN GOLF	1.8L L4 1781cc 109 CID
		1993-1999	VOLKSWAGEN JETTA	1.8L L4 1781cc 109 CID
1995-1997		VOLKSWAGEN DERBY (MEX)	1.8L L4 1800cc 110 CID	
1995-1999		VOLKSWAGEN COMBI	1.8L L4 1781cc 109 CID	
1995-1999		VOLKSWAGEN DERBY	1.8L L4 1781cc 109 CID	
1995		VOLKSWAGEN CABRIO	2.0L L4 1984cc 121 CID	
1995		VOLKSWAGEN EUROVAN	2.5L L5 2459cc 150 CID	
1996		VOLKSWAGEN PASSAT	2.0L L4 1984cc 121 CID	
1997-2003		VOLKSWAGEN EUROVAN	2.8L V6 2792cc 170 CID	
1997		VOLKSWAGEN PASSAT GLX VR6 (MEX)	2.8L V6 2788cc	
1998-1999		VOLKSWAGEN COMBI (MEX)	1.8L L4 1780cc	
1998-1999		VOLKSWAGEN DERBY (MEX)	1.8L L4 1780cc	
1998-1999		VOLKSWAGEN GOLF	1.8L L4 1781cc 109 CID	
1998-1999		VOLKSWAGEN GOLF (MEX)	1.8L L4 1781cc 109 CID	
2000-2003		VOLKSWAGEN POINTER	2.0L L4 1985cc 121 CID	
2000-2003		VOLKSWAGEN POINTER GTI (MEX)	2.0L L4 1985cc 121 CID	
2004		VOLKSWAGEN EUROVAN (MEX)	2.5L L5 2461cc 150 CID	
2007	VOLKSWAGEN GOLF	2.0L L4 1984cc 121 CID		
2007	VOLKSWAGEN GOLF (MEX)	2.0L L4 1984cc 121 CID		
USEP8245M	1993	VOLKSWAGEN EUROVAN	2.5L L5 2459cc 150 CID	
USEP8247	1994-1995	NISSAN ALTIMA	2.4L L4 2389cc	
	1994	INFINITI G20	2.0L L4 1998cc 122 CID	
	1995-1996	INFINITI G20	2.0L L4 1998cc 122 CID	
	1996	NISSAN ALTIMA	2.4L L4 2389cc	
USEP8249	1993	JAGUAR XJ6	4.0L L6 3980cc	
	1993	JAGUAR XJS	4.0L L6 3980cc	
	1994	JAGUAR VANDEN PLAS	4.0L L6 3980cc	

USMW	Years	Application	Engine
	1994	JAGUAR XJ12	6.0L V12 5994cc 366 CID
	1994	JAGUAR XJ6	4.0L L6 3980cc
	1994	JAGUAR XJS	4.0L L6 3980cc
	1994	JAGUAR XJS	6.0L V12 5994cc 366 CID
USEP8250	1995	VOLVO 940	2.3L L4 2316cc
USEP8255	1993	TOYOTA SUPRA	3.0L L6 2997cc
	1994-1995	TOYOTA SUPRA	3.0L L6 2997cc
	1996-1997	TOYOTA SUPRA	3.0L L6 2997cc
USEP8256	1990-1991	AUDI V8 QUATTRO	3.6L V8 3562cc
	1992-1994	AUDI V8 QUATTRO	4.2L V8 4172cc
	1994	AUDI 90	2.8L V6 2771cc
	1994	AUDI 100 QUATTRO	2.8L V6 2771cc
	1994	AUDI 90 QUATTRO	2.8L V6 2771cc
	1994	AUDI S4	2.2L L5 2226cc
	1995	AUDI 90	2.8L V6 2771cc
	1995	AUDI 90 QUATTRO	2.8L V6 2771cc
	1995	AUDI A6	2.8L V6 2771cc
	1995	AUDI A6 QUATTRO	2.8L V6 2771cc
	1995	AUDI S6	2.2L L5 2226cc
1996-1997	AUDI A6	2.8L V6 2771cc	
1996-1997	AUDI A6 QUATTRO	2.8L V6 2771cc	
USEP8258	1991-1993	ALFA ROMEO 164	3.0L V6 2959cc
	1991	ALFA ROMEO 164	3.0L V6 2959cc
	1994-1995	ALFA ROMEO 164	3.0L V6 2959cc
USEP8260	1989	PEUGEOT 405	1.9L L4 1905cc
	1990-1991	PEUGEOT 405	1.9L L4 1905cc
	1991	PEUGEOT 405	1.9L L4 1905cc
USEP8269H	1986	HONDA ACCORD	2.0L L4 1955cc
	1986	HONDA ACCORD	2.0L L4 1955cc
	1987-1989	HONDA ACCORD	2.0L L4 1955cc
	1987-1989	HONDA ACCORD	2.0L L4 1955cc
1988-1990	HONDA PRELUDE	2.0L L4 1958cc	
USEP8271	1991	ACURA LEGEND	3.2L V6 3206cc
	1994-1995	ACURA INTEGRA	1.8L L4 1797cc 110 CID
	1994-1995	TOYOTA COROLLA	1.6L L4 1587cc 97 CID
	1995	EAGLE TALON	2.0L L4 1997cc 122 CID
	1995	MINIBISHI ECLIPSE	2.0L L4 1997cc 122 CID
	1996-1997	EAGLE TALON	2.0L L4 1997cc 122 CID
	1996-1997	TOYOTA COROLLA	1.6L L4 1587cc 97 CID
	1996-1999	ACURA RL	3.5L V6 3475cc
	1996	MINIBISHI ECLIPSE	2.0L L4 1997cc 122 CID
	1997-1998	MINIBISHI ECLIPSE	2.0L L4 1997cc 122 CID
1998	EAGLE TALON	2.0L L4 1997cc 122 CID	
1999	MINIBISHI ECLIPSE	2.0L L4 1997cc 122 CID	
USEP8271M	2001	ISUZU RODEO SPORT	2.2L L4 2180cc 133 CID
USEP8272	1991-1992	NISSAN SENTRA	1.6L L4 1597cc 97 CID
	1991-1993	NISSAN NX	1.6L L4 1597cc 97 CID
	1991-1993	NISSAN NX	2.0L L4 1998cc 122 CID
	1991-1994	NISSAN SENTRA	2.0L L4 1998cc 122 CID
	1992	NISSAN HIKARI (MEX)	1.6L L4 1597cc 97 CID
	1993-1994	NISSAN SENTRA	1.6L L4 1597cc 97 CID
	1993-1994	NISSAN SENTRA	1.6L L4 1597cc 97 CID
	1993-1994	NISSAN TSURU (MEX)	1.6L L4 1597cc 97 CID
	1993-1996	NISSAN TSURU (MEX)	2.0L L4 1998cc 122 CID
	1993	NISSAN SENTRA	1.6L L4 1597cc 97 CID
	1994	NISSAN SENTRA	1.6L L4 1597cc 97 CID
	1994	NISSAN SENTRA	1.6L L4 1597cc 97 CID
	2012-2015	NISSAN TSURU GSI (MEX)	1.6L L4 1597cc 97 CID
	2012-2015	NISSAN TSURU GSII (MEX)	1.6L L4 1597cc 97 CID
	2015	NISSAN TSURU GSI MILLON Y MEDIO (MEX)	1.6L L4 1597cc 97 CID
USEP8275H	1990-1991	GEO STORM	1.6L L4 1588cc 98 CID
	1990	ISUZU IMPULSE	1.6L L4 1588cc 98 CID
	1991-1992	ISUZU IMPULSE	1.6L L4 1588cc 98 CID
	1991-1992	ISUZU STYLUS	1.6L L4 1588cc 98 CID
	1991	ISUZU IMPULSE	1.6L L4 1588cc 98 CID
	1991	ISUZU STYLUS	1.6L L4 1588cc 98 CID
	1992-1993	GEO STORM	1.6L L4 1588cc 98 CID
	1993	ISUZU STYLUS	1.6L L4 1588cc 98 CID
USEP8278	1993-1994	BMW 740I	4.0L V8 3982cc

USMW	Years	Application	Engine
USEP8278	1993-1994	BMW 740IL	4.0L V8 3982cc
	1994-1995	BMW 530I	3.0L V8 2997cc
	1994-1995	BMW 540I	4.0L V8 3982cc
	1996	BMW 528 (MEX)	2.8L V6 2800cc
	1996	BMW 540I (MEX)	4.0L V8 3982cc
USEP8279	1992	VOLVO 940	2.3L L4 2316cc
	1993	VOLVO 940	2.3L L4 2316cc
USEP8285	1993	JAGUAR XJRS	6.0L V12 5994cc 366 CID
	1995-1996	JAGUAR XJ12	6.0L V12 5994cc 366 CID
	1995-1997	JAGUAR VANDEN PLAS	4.0L L6 3980cc
	1995-1997	JAGUAR XJR	4.0L L6 3980cc
	1995	JAGUAR XJ6	4.0L L6 3980cc
	1996	JAGUAR VANDEN PLAS	4.0L L6 3980cc
	1996	JAGUAR XJ6	4.0L L6 3980cc
	1997-1998	JAGUAR XK8	4.0L V8 3996cc 244 CID
USEP8286	1995-1997	MERCEDES-BENZ C280	2.8L L6 2799cc
	1995	MERCEDES-BENZ C36 AMG	3.6L L6 3606cc
	1997-2000	MERCEDES-BENZ C230	2.3L L4 2295cc
	1998-2000	MERCEDES-BENZ C280	2.8L V6 2799cc
	1998-2000	MERCEDES-BENZ C43 AMG	4.3L V8 4266cc
	1998-2000	MERCEDES-BENZ CLK320	3.2L V6 3199cc
	1998-2004	MERCEDES-BENZ SLK230	2.3L L4 2295cc
	1999-2002	MERCEDES-BENZ SL500	5.0L V8 4973cc
	1999-2002	MERCEDES-BENZ SL600	6.0L V12 5987cc 365 CID
	1999-2003	MERCEDES-BENZ CLK430	4.3L V8 4266cc
	2000-2002	MERCEDES-BENZ CL500	5.0L V8 4973cc
	2000-2002	MERCEDES-BENZ E55 AMG	5.5L V8 5439cc 335 CID
	2000	MERCEDES-BENZ E430	4.3L V8 4266cc
	2000	MERCEDES-BENZ S500	5.0L V8 4966cc
	2001-2002	MERCEDES-BENZ CL55 AMG	5.5L V8 5439cc 335 CID
	2001-2002	MERCEDES-BENZ CLK320	3.2L V6 3199cc
	2001-2002	MERCEDES-BENZ E320	3.2L V6 3199cc
	2001-2002	MERCEDES-BENZ E430	4.3L V8 4266cc
	2001-2002	MERCEDES-BENZ S430	4.3L V8 4266cc
	2001-2002	MERCEDES-BENZ S55 AMG	5.5L V8 5439cc 335 CID
	2001-2002	MERCEDES-BENZ S600	5.8L V12 5786cc 353 CID
	2001-2004	MERCEDES-BENZ SLK320	3.2L V6 3199cc
	2001	MERCEDES-BENZ CL600	5.8L V12 5786cc 353 CID
	2001	MERCEDES-BENZ CLK55 AMG	5.5L V8 5439cc 335 CID
	2001	MERCEDES-BENZ S500	5.0L V8 4966cc
	2002-2004	MERCEDES-BENZ SLK32 AMG	3.2L V6 3199cc
	2002-2008	MERCEDES-BENZ G500	5.0L V8 4966cc
	2003-2004	MERCEDES-BENZ G55 AMG	5.5L V8 5439cc 335 CID
	2003	MERCEDES-BENZ CLK320	3.2L V6 3199cc
	2003	MERCEDES-BENZ E320	3.2L V6 3199cc
	2005	MERCEDES-BENZ G500	5.0L V8 4973cc
	2009	MERCEDES-BENZ G550	5.5L V8 5461cc 333 CID
	USEP8287	1995-1997	BMW 750IL
1995		BMW 740I	4.0L V8 3982cc
1995		BMW 740IL	4.0L V8 3982cc
1996-1997		BMW 740IL	4.4L V8 4398cc
1997		BMW 740I	4.4L V8 4398cc
USEP8289	1986-1991	MERCEDES BENZ 230E (MEX)	2.3L L4 2300cc
	1994-1995	MERCEDES-BENZ S420	4.2L V8 4196cc
	1994-1995	MERCEDES-BENZ S500	5.0L V8 4973cc
	1994-1995	MERCEDES-BENZ S600	6.0L V12 5987cc 365 CID
	1994-1995	MERCEDES-BENZ SL500	5.0L V8 4973cc
	1994-1996	MERCEDES-BENZ S320	3.2L L6 3199cc
	1995-1997	MERCEDES-BENZ E420	4.2L V8 4196cc
	1995-1998	MERCEDES-BENZ SL600	6.0L V12 5987cc 365 CID
	1995	MERCEDES-BENZ SL320	3.2L L6 3199cc
	1996-1997	MERCEDES BENZ 500CL (MEX)	5.0L V8 4973cc
	1996-1997	MERCEDES BENZ 500SEC (MEX)	5.0L V8 4973cc
	1996-1997	MERCEDES BENZ 500SEL (MEX)	5.0L V8 4973cc
	1996-1997	MERCEDES BENZ 600CL (MEX)	6.0L V12 5987cc 365 CID
	1996-1997	MERCEDES BENZ 600SEC (MEX)	6.0L V12 5987cc 365 CID
	1996-1997	MERCEDES BENZ 600SEL (MEX)	6.0L V12 5987cc 365 CID
	1996-1997	MERCEDES-BENZ C36 AMG	3.6L L6 3606cc

USMW	Years	Application	Engine
	1996-1997	MERCEDES-BENZ E320	3.2L L6 3199cc
	1996-1997	MERCEDES-BENZ S500	5.0L V8 4973cc
	1996-1997	MERCEDES-BENZ S600	6.0L V12 5987cc 365 CID
	1996-1997	MERCEDES-BENZ SL320	3.2L L6 3199cc
	1996-1998	MERCEDES-BENZ SL500	5.0L V8 4973cc
	1996-1999	MERCEDES-BENZ S420	4.2L V8 4196cc
	1996	MERCEDES BENZ 400SE (MEX)	4.2L V8 4196cc
	1996	MERCEDES BENZ 420SL (MEX)	4.2L V8 4196cc
	1996	MERCEDES BENZ C230K (MEX)	2.3L L4 2295cc
	1997-1999	MERCEDES-BENZ S320	3.2L L6 3199cc
	1998-1999	MERCEDES BENZ S430 (MEX)	4.3L V8 4266cc
	1998-1999	MERCEDES-BENZ CL500	5.0L V8 4973cc
	1998-1999	MERCEDES-BENZ CL600	6.0L V12 5987cc 365 CID
	1998-1999	MERCEDES-BENZ E320	3.2L V6 3199cc
	1998-1999	MERCEDES-BENZ E430	4.3L V8 4266cc
	1998-1999	MERCEDES-BENZ S500	5.0L V8 4973cc
	1998-1999	MERCEDES-BENZ S600	6.0L V12 5987cc 365 CID
	1999	MERCEDES-BENZ E55 AMG	5.5L V8 5439cc 335 CID
	2000	MERCEDES-BENZ E430	4.3L V8 4266cc
	2000	MERCEDES-BENZ S430	4.3L V8 4266cc
	2004-2008	CHRYSLER CROSSFIRE	3.2L V6 3200cc 195 CID
	2005-2006	CHRYSLER CROSSFIRE	3.2L V6 3199cc
	2005-2006	CHRYSLER CROSSFIRE	3.2L V6 3200cc 195 CID
	2006	CHRYSLER CROSSFIRE	3.2L V6 3200cc 195 CID
	2007	CHRYSLER CROSSFIRE	3.2L V6 3200cc 195 CID
USEP8293M	1996	AUDI A4 QUATTRO	2.8L V6 2771cc
	1997	AUDI A4 QUATTRO	1.8L L4 1781cc 109 CID
	1997	AUDI A4 QUATTRO	2.8L V6 2771cc
	1998-1999	AUDI A4 QUATTRO	2.8L V6 2771cc
	1998-2000	AUDI A4 QUATTRO	1.8L L4 1781cc 109 CID
	1999	AUDI A4 QUATTRO	1.8L L4 1781cc 109 CID
	2000-2001	AUDI A4 QUATTRO	1.8L L4 1781cc 109 CID
USEP8294M	2000-2001	AUDI A4 QUATTRO	2.8L V6 2771cc
	1996	AUDI A4	2.8L V6 2771cc
	1997-1999	AUDI A4	1.8L L4 1781cc 109 CID
	1997	AUDI A4	2.8L V6 2771cc
	1998	AUDI A4	1.8L L4 1781cc 109 CID
	1998	AUDI A4	2.8L V6 2771cc
	1999	AUDI A4	2.8L V6 2771cc
	2000-2001	AUDI A4	2.8L V6 2771cc
	2000	AUDI A4	1.8L L4 1781cc 109 CID
	2001	AUDI A4	1.8L L4 1781cc 109 CID
	USEP8305	1979-1980	VOLKSWAGEN CARIBE (MEX)
1985-1986		VOLKSWAGEN SCIROCCO	1.8L L4 1780cc
1985-1989		VOLKSWAGEN CABRIOLET	1.8L L4 1780cc
1987-1988		VOLKSWAGEN SCIROCCO	1.8L L4 1780cc
1987		VOLKSWAGEN SCIROCCO	1.8L L4 1780cc
USEP8307	1985-1986	AUDI 4000	1.8L L4 1780cc
	1985-1986	AUDI COUPE	2.2L L5 2226cc
	1985	AUDI 4000 QUATTRO	2.2L L5 2226cc
	1986-1987	AUDI 4000 QUATTRO	2.2L L5 2226cc
	1987	AUDI 4000	1.8L L4 1780cc
	1987	AUDI COUPE	2.2L L5 2226cc
	1987	VOLKSWAGEN FOX	1.8L L4 1780cc
	1988-1989	AUDI 80	2.0L L4 1983cc
	1988-1989	AUDI 80 QUATTRO	2.3L L5 2309cc 140CID
	1988-1989	VOLKSWAGEN FOX	1.8L L4 1780cc
	1988-1991	AUDI 90 QUATTRO	2.3L L5 2309cc 140CID
	1988	AUDI 90	2.0L L4 1983cc
	1988	AUDI 90	2.3L L5 2309cc 140CID
	1989	AUDI 90	2.3L L5 2309cc 140CID
	1989	VOLKSWAGEN FOX	1.8L L4 1780cc
1990-1991	AUDI 90	2.3L L5 2309cc 140CID	
1990-1992	AUDI 80 QUATTRO	2.3L L5 2309cc 140CID	
1990	AUDI 80	2.0L L4 1983cc	
1990	VOLKSWAGEN FOX	1.8L L4 1780cc	
1991-1992	AUDI 80	2.3L L5 2309cc 140CID	
1991	VOLKSWAGEN FOX	1.8L L4 1780cc	
1994-1998	AUDI CABRIOLET	2.8L V6 2771cc	

USMW	Years	Application	Engine
USEP8307	1995	AUDI CABRIOLET	2.8L V6 2771cc
	1997	AUDI CABRIOLET	2.8L V6 2771cc
USEP8308	1985-1987	JAGUAR VANDEN PLAS	4.2L L6 4235cc
	1985-1987	JAGUAR XJ6	4.2L L6 4235cc
	1985-1992	JAGUAR XJS	5.3L V12 5343cc
	1985	VOLKSWAGEN VANAGON	1.9L H4 1915cc
	1986-1991	VOLKSWAGEN VANAGON	2.1L H4 2109cc
	1986	JAGUAR XJS	5.3L V12 5343cc
	1987-1988	JAGUAR XJS	5.3L V12 5343cc
	1989	JAGUAR XJS	5.3L V12 5343cc
	1990	JAGUAR XJS	5.3L V12 5343cc
USEP8309	1985	VOLKSWAGEN QUANTUM	1.8L L4 1780cc
	1985	VOLKSWAGEN QUANTUM	2.2L L5 2226cc
	1986	VOLKSWAGEN QUANTUM	2.2L L5 2226cc
	1987	VOLKSWAGEN QUANTUM	2.2L L5 2226cc
	1988	VOLKSWAGEN QUANTUM	2.2L L5 2226cc
	USEP8310	1985	HONDA PRELUDE
USEP8312	1985-1986	SUBARU GL	1.8L H4 1781cc
	1985-1987	SUBARU XT	1.8L H4 1781cc
	1985-1989	SUBARU GL-10	1.8L H4 1781cc
	1985	ISUZU IMPULSE	1.9L L4 1949cc
	1985	NISSAN STANZA	2.0L L4 1974cc
	1985	SUBARU GL	1.8L H4 1781cc
	1986	NISSAN STANZA	2.0L L4 1974cc
	1986	SUBARU XT	1.8L H4 1781cc
	1987-1989	SUBARU RX	1.8L H4 1781cc
	1987	SUBARU XT	1.8L H4 1781cc
	1988-1989	SUBARU XT	1.8L H4 1781cc
	1988-1991	SUBARU XT	2.7L H6 2672cc
	1988	SUBARU XT	1.8L H4 1781cc
	1989-1990	SUBARU XT	2.7L H6 2672cc
	1990-1991	SUBARU XT	1.8L H4 1781cc
1990	SUBARU LOYALE	1.8L H4 1781cc	
USEP8314	1985	MERCEDES-BENZ 190E	2.3L L4 2299cc
	1985	MERCEDES-BENZ 380SE	3.8L V8 3839cc
	1985	MERCEDES-BENZ 380SL	3.8L V8 3839cc
	1985	MERCEDES-BENZ 500SEC	5.0L V8 4973cc
	1985	MERCEDES-BENZ 500SEL	5.0L V8 4973cc
	1986-1987	MERCEDES-BENZ 190E	2.3L L4 2299cc
	1986-1989	MERCEDES-BENZ 300E	3.0L L6 2962cc
	1986	MERCEDES BENZ 500SE (MEX)	5.0L V8 4973cc
	1987-1989	MERCEDES-BENZ 260E	2.6L L6 2599cc
	1987	MERCEDES BENZ 500SEC (MEX)	5.0L V8 4973cc
	1988-1991	MERCEDES-BENZ 300SE	3.0L L6 2962cc
	1988-1991	MERCEDES-BENZ 300SEL	3.0L L6 2962cc
	1988	MERCEDES-BENZ 190E	2.3L L4 2299cc
	1991-1993	MERCEDES-BENZ 190E	2.3L L4 2299cc
	USEP8316	1985	HONDA ACCORD
USEP8318	1978-1984	NISSAN NISSAN SEDAN (MEX)	1.6L L4 1597cc 97 CID
	1981	NISSAN PICKUP (MEX)	1.6L L4 1600cc 98 CID
	1984-1988	NISSAN PICKUP (MEX)	1.8L L4 1800cc 110 CID
	1984	NISSAN NISSAN SEDAN (MEX)	1.8L L4 1750cc
	1985	NISSAN 720	2.0L L4 1952cc
	1985	NISSAN 720	2.4L L4 2389cc
	1986	NISSAN 720	2.0L L4 1952cc
USEP8321	1991	ISUZU PICKUP	3.1L V6 3137cc
	1992	ISUZU PICKUP	3.1L V6 3137cc
	1993-1994	ISUZU PICKUP	3.1L V6 3137cc
USEP8321H	1989	HONDA CIVIC	1.5L L4 1493cc
	1989	HONDA CIVIC	1.6L L4 1590cc 97 CID
	1989	HONDA CRX	1.5L L4 1493cc
	1989	HONDA CRX	1.6L L4 1590cc 97 CID
USEP8322H	1990-1993	HONDA ACCORD	2.2L L4 2156cc
	1993	HONDA ACCORD	2.2L L4 2156cc
USEP8324H	1989	HONDA ACCORD	2.0L L4 1955cc
USEP8325H	1988-1991	HONDA CIVIC	1.5L L4 1493cc
	1988	HONDA CIVIC	1.5L L4 1493cc
	1990-1991	HONDA CIVIC	1.6L L4 1590cc 97 CID

USMW	Years	Application	Engine
	1990-1991	HONDA CRX	1.5L L4 1493cc
	1990-1991	HONDA CRX	1.6L L4 1590cc 97 CID
	1991	HONDA CIVIC	1.5L L4 1493cc
USEP8328H	1990	HONDA PRELUDE	2.1L L4 2056cc
	1991	HONDA PRELUDE	2.0L L4 1958cc
	1991	HONDA PRELUDE	2.1L L4 2056cc
USEP8331H	1992-1994	ACURA VIGOR	2.5L L5 2451cc
USEP8333H	1991	ACURA LEGEND	3.2L V6 3206cc
	1992	ACURA LEGEND	3.2L V6 3206cc
	1993	ACURA LEGEND	3.2L V6 3206cc
	1994-1995	ACURA LEGEND	3.2L V6 3206cc
	1995	ACURA LEGEND	3.2L V6 3206cc
USEP8334H	1990-1991	ACURA INTEGRA	1.8L L4 1834cc 112 CID
	1992-1993	ACURA INTEGRA	1.7L L4 1678cc
	1992-1993	ACURA INTEGRA	1.8L L4 1834cc 112 CID
USEP8335	1991-1994	JEEP WRANGLER	2.5L L4 150 CID
	1991-1995	JEEP WRANGLER	4.0L L6 242 CID
	1991-1995	JEEP WRANGLER	4.0L L6 242 CID
	1991	JEEP WRANGLER	2.5L L4 150 CID
	1992-1994	HYUNDAI EXCEL	1.5L L4 1468cc 90 CID
	1992	HONDA CIVIC	1.6L L4 1590cc 97 CID
	1992	JEEP WRANGLER	2.5L L4 150 CID
	1993-1995	HONDA CIVIC	1.5L L4 1493cc
	1993-1995	HONDA CIVIC	1.5L L4 1493cc
	1993-1995	HONDA CIVIC DEL SOL	1.5L L4 1493cc
	1993-1995	HYUNDAI SCOUPE	1.5L L4 1495cc
	1993	HONDA CIVIC DEL SOL	1.6L L4 1590cc 97 CID
	1994-1995	HONDA CIVIC DEL SOL	1.6L L4 1590cc 97 CID
	1994-1995	JEEP WRANGLER	4.0L L6 242 CID
	1994-1995	JEEP WRANGLER	4.0L L6 242 CID
	1995-1997	HONDA ODYSSEY	2.2L L4 2156cc
	1995	HONDA CIVIC	1.6L L4 1590cc 97 CID
	1995	JEEP WRANGLER	2.5L L4 150 CID
	1995	JEEP WRANGLER	2.5L L4 150 CID
	1995	JEEP WRANGLER	2.5L L4 150 CID
	1995	JEEP WRANGLER	2.5L L4 150 CID
	1996	JEEP CHEROKEE	2.5L L4 150 CID
	1996	JEEP CHEROKEE	4.0L L6 242 CID
	1998	HONDA ODYSSEY	2.3L L4 2234cc
	1999-2000	HONDA ODYSSEY	3.5L V6 3474cc
1999-2001	HYUNDAI SONATA	2.4L L4 2351cc	
1999-2001	HYUNDAI SONATA	2.5L V6 2493cc	
1999	HONDA CIVIC	1.6L L4 1590cc 97 CID	
2000-2001	INFINITI I30	3.0L V6 2988cc 182 CID	
2000-2001	NISSAN MAXIMA	3.0L V6 2988cc 182 CID	
2000-2003	HONDA S2000	2.0L L4 1997cc 121 CID	
2000-2004	ACURA RL	3.5L V6 3475cc	
2001-2002	HONDA ODYSSEY	3.5L V6 3474cc	
2001-2002	HYUNDAI SANTA FE	2.7L V6 2656cc	
2001-2006	CHEVROLET ZAFIRA (MEX)	2.2L L4 2190cc 134 CID	
2001	ACURA MDX	3.5L V6 3471cc	
2001	HONDA CR-V	2.0L L4 1972cc	
2001	HYUNDAI ELANTRA	2.0L L4 1975cc	
2001	HYUNDAI SANTA FE	2.4L L4 2351cc	
2001	HYUNDAI XG300	3.0L V6 2972cc 181 CID	
2001	KIA OPTIMA	2.4L L4 2351cc	
2001	KIA OPTIMA	2.5L V6 2500cc	
2002-2003	HONDA CR-V	2.4L L4 2354cc 144 CID	
2002-2003	KIA OPTIMA	2.4L L4 2351cc	
2002-2003	NISSAN MAXIMA	3.5L V6 3498cc 213 CID	
2002-2003	SUBARU IMPREZA	2.5L H4 2458cc	
2002-2004	HYUNDAI SANTA FE	2.4L L4 2351cc	
2002-2004	INFINITI I35	3.5L V6 3498cc 213 CID	
2002	ACURA MDX	3.5L V6 3471cc	
2002	HYUNDAI XG350	3.5L V6 3500cc	
2002	KIA OPTIMA	2.7L V6 2656cc	
2003-2004	HONDA ODYSSEY	3.5L V6 3474cc	
2003-2005	DODGE H-100 (MEX)	2.4L L4 2351cc	
2003-2005	HYUNDAI SANTA FE	2.7L V6 2656cc	

USMW	Years	Application	Engine
USEP8335	2003-2005	INFINITI G35	3.5L V6 3498cc 213 CID
	2003	HYUNDAI ACCENT	1.6L L4 1600cc 98 CID
	2003	HYUNDAI ELANTRA	2.0L L4 1975cc
	2003	HYUNDAI TIBURON	2.0L L4 1975cc
	2003	HYUNDAI TIBURON	2.7L V6 2656cc
	2003	SUBARU FORESTER	2.5L H4 2458cc
	2004-2005	HONDA S2000	2.2L L4 2157cc
	2004-2005	HYUNDAI ELANTRA	2.0L L4 1975cc
	2004-2006	KIA AMANTI	3.5L V6 3497cc 215 CID
	2004	HONDA CR-V	2.4L L4 2354cc 144 CID
	2004	HYUNDAI ACCENT	1.6L L4 1600cc 98 CID
	2004	KIA SPECTRA	2.0L L4 1975cc
	2004	SUBARU OUTBACK	3.0L H6 3000cc 183CID
	2005-2006	HONDA CR-V	2.4L L4 2354cc 144 CID
	2005-2006	KIA SPECTRA5	2.0L L4 1975cc
	2005-2008	KIA SPORTAGE	2.0L L4 1975cc
	2005-2008	KIA SPORTAGE	2.7L V6 2656cc
	2005	CHEVROLET VECTRA	2.2L L4 2171cc 132 CID
	2005	CHEVROLET VECTRA (MEX)	2.2L L4 2171cc 132 CID
	2005	CHEVROLET VECTRA (MEX)	3.2L V6 3171cc
	2005	HYUNDAI ACCENT	1.6L L4 1600cc 98 CID
	2005	HYUNDAI SONATA	2.4L L4 2351cc
	2005	HYUNDAI TIBURON	2.0L L4 1975cc
	2005	HYUNDAI TUCSON	2.0L L4 1975cc
	2005	HYUNDAI TUCSON	2.7L V6 2656cc
	2005	KIA SPECTRA	2.0L L4 1975cc
	2006-2007	HYUNDAI SONATA	2.4L L4 2359cc
	2006-2008	CHEVROLET VECTRA	2.8L V6 2792cc 170 CID
	2006-2008	CHEVROLET VECTRA (MEX)	2.8L V6 2792cc 170 CID
	2006-2008	HYUNDAI TIBURON	2.0L L4 1975cc
	2006-2009	DODGE ATTITUDE (MEX)	1.4L L4 1388cc
	2006-2009	HYUNDAI TUCSON	2.7L V6 2656cc
	2006-2010	DODGE ATTITUDE	1.4L L4 1399cc 85 CID
	2006	HYUNDAI SANTA FE	2.7L V6 2656cc
	2006	HYUNDAI SANTA FE	3.5L V6 3467cc
	2006	HYUNDAI SONATA	2.4L L4 2359cc
	2006	HYUNDAI SONATA	3.3L V6 3342cc
	2006	HYUNDAI SONATA	3.3L V6 3342cc
	2006	HYUNDAI TUCSON	2.0L L4 1975cc
	2006	HYUNDAI TUCSON	2.7L V6 2656cc
	2006	KIA OPTIMA	2.7L V6 2656cc
	2006	KIA SPECTRA	2.0L L4 1975cc
2007-2008	HYUNDAI TUCSON	2.7L V6 2656cc	
2007	HYUNDAI SONATA	3.3L V6 3342cc	
2007	HYUNDAI TUCSON	2.0L L4 1975cc	
2007	KIA RIO	1.6L L4 1599cc 98 CID	
2007	KIA RONDO	2.4L L4 2359cc	
2008-2009	HYUNDAI SONATA	2.4L L4 2359cc	
2008-2009	HYUNDAI SONATA	3.3L V6 3342cc	
2008	HYUNDAI ELANTRA	2.0L L4 1975cc	
2008	HYUNDAI TIBURON	2.0L L4 1975cc	
2008	HYUNDAI TUCSON	2.0L L4 1975cc	
2008	KIA RIO5	1.6L L4 1599cc 98 CID	
2008	KIA RONDO	2.4L L4 2359cc	
2008	KIA SPECTRA5	2.0L L4 1975cc	
2008	SUBARU FORESTER	2.5L H4 2458cc	
2008	SUBARU FORESTER	2.5L H4 2458cc	
2009	HYUNDAI TUCSON	2.0L L4 1975cc	
2009	KIA BORREGO	4.6L V8 4627cc 282 CID	
2009	KIA RONDO	2.4L L4 2359cc	
2009	KIA SPECTRA	2.0L L4 1975cc	
2009	KIA SPECTRA	2.0L L4 1975cc	
2009	KIA SPORTAGE	2.7L V6 2656cc	
2010	DODGE ATTITUDE GL (MEX)	1.4L L4 1388cc	
USEP8338H	1992-1994	HONDA CIVIC	1.6L L4 1590cc 97 CID
	1992	HONDA CIVIC	1.5L L4 1493cc
	1992	HONDA CIVIC	1.5L L4 1493cc
	1993-1995	HONDA CIVIC	1.5L L4 1493cc
	1993-1995	HONDA CIVIC	1.6L L4 1590cc 97 CID

USMW	Years	Application	Engine
USEP8341H	1993-1995	HONDA CIVIC	1.6L L4 1590cc 97 CID
	1994-1995	ACURA INTEGRA	1.8L L4 1834cc 112 CID
USEP8343	1995	ACURA INTEGRA	1.8L L4 1834cc 112 CID
	1996-1997	HONDA CIVIC	1.6L L4 1590cc 97 CID
	1996-1997	HONDA CIVIC	1.6L L4 1590cc 97 CID
	1996	ACURA INTEGRA	1.8L L4 1834cc 112 CID
	1996	ACURA INTEGRA	1.8L L4 1834cc 112 CID
	1996	HONDA CIVIC	1.6L L4 1590cc 97 CID
	1997-1999	ACURA INTEGRA	1.8L L4 1834cc 112 CID
	1997	HONDA CIVIC	1.6L L4 1590cc 97 CID
	2000-2001	ACURA INTEGRA	1.8L L4 1797cc 110 CID
	1985	VOLKSWAGEN GOLF	1.8L L4 1780cc
	1985	VOLKSWAGEN JETTA	1.8L L4 1780cc
1985	VOLKSWAGEN JETTA	1.8L L4 1780cc	
1986	VOLKSWAGEN GOLF	1.8L L4 1780cc	
1986	VOLKSWAGEN JETTA	1.8L L4 1780cc	
1987	VOLKSWAGEN JETTA	1.8L L4 1780cc	
1987	VOLKSWAGEN JETTA	1.8L L4 1780cc	
1988	VOLKSWAGEN JETTA	1.8L L4 1780cc	
1990-1992	VOLKSWAGEN GOLF	2.0L L4 1984cc 121 CID	
1990-1992	VOLKSWAGEN JETTA	2.0L L4 1984cc 121 CID	
1990	VOLKSWAGEN PASSAT	2.0L L4 1984cc 121 CID	
1991-1992	VOLKSWAGEN PASSAT	2.0L L4 1984cc 121 CID	
1991	VOLKSWAGEN PASSAT	2.0L L4 1984cc 121 CID	
1992	VOLKSWAGEN PASSAT	2.0L L4 1984cc 121 CID	
1993	VOLKSWAGEN PASSAT	2.0L L4 1984cc 121 CID	
USEP8345H	1996-1997	ACURA INTEGRA	1.8L L4 1797cc 110 CID
	1997	ACURA INTEGRA	1.8L L4 1797cc 110 CID
USEP8347H	1995	ACURA TL	2.5L L5 2451cc
	1996-1998	ACURA TL	2.5L L5 2451cc
	1996-1998	ACURA TL	3.2L V6 3206cc
	1997	HONDA ACCORD	2.2L L4 2156cc
USEP8348	1985	AUDI 5000	2.2L L5 2226cc
	1986-1987	AUDI 5000	2.2L L5 2226cc
	1988	AUDI 5000	2.2L L5 2226cc
	1989-1991	AUDI 200	2.2L L5 2226cc
	1989	AUDI 100	2.3L L5 2309cc 140CID
	1989	AUDI 100 QUATTRO	2.3L L5 2309cc 140CID
	1989	AUDI 200 QUATTRO	2.2L L5 2226cc
	1990	AUDI COUPE QUATTRO	2.3L L5 2309cc 140CID
	1991	AUDI 200 QUATTRO	2.2L L5 2226cc
USEP8349H	1996-1997	HONDA ACCORD	2.7L V6 2675cc
	1996	HONDA ACCORD	2.2L L4 2156cc
	1996	HONDA ACCORD	2.2L L4 2156cc
	1997	ACURA CL	2.2L L4 2156cc
	1997	HONDA ACCORD	2.2L L4 2156cc
	1997	HONDA ACCORD	2.2L L4 2156cc
	1997	HONDA ACCORD	2.2L L4 2156cc
	1997	HONDA ACCORD	2.2L L4 2156cc
USEP8351H	1994	HONDA ACCORD	2.2L L4 2156cc
	1994	HONDA ACCORD	2.2L L4 2156cc
	1995	HONDA ACCORD	2.2L L4 2156cc
	1995	HONDA ACCORD	2.2L L4 2156cc
	1995	HONDA ACCORD	2.7L V6 2675cc
USEP8353H	1997-1999	ACURA CL	3.0L V6 2997cc
	1998-1999	ACURA CL	2.3L L4 2254cc
USEP8358H	1996	SUZUKI SIDEKICK	1.8L L4 1840cc
	1997-1998	SUZUKI SIDEKICK	1.8L L4 1840cc
USEP8365H	1997	HONDA PRELUDE	2.2L L4 2156cc
USEP8366M	1993	VOLKSWAGEN GOLF	2.0L L4 1984cc 121 CID
	1993	VOLKSWAGEN JETTA	2.0L L4 1984cc 121 CID
	1994-1996	VOLKSWAGEN GOLF	2.0L L4 1984cc 121 CID
	1994	VOLKSWAGEN GOLF	2.0L L4 1984cc 121 CID
	1994	VOLKSWAGEN JETTA	2.0L L4 1984cc 121 CID
	1994	VOLKSWAGEN JETTA	2.8L V6 2792cc 170 CID
	1995-1998	VOLKSWAGEN JETTA	2.8L V6 2792cc 170 CID
	1995	VOLKSWAGEN GOLF	2.0L L4 1984cc 121 CID
	1995	VOLKSWAGEN GOLF	2.8L V6 2792cc 170 CID
1995	VOLKSWAGEN JETTA	2.0L L4 1984cc 121 CID	

USMW	Years	Application	Engine
USEP8366M	1995	VOLKSWAGEN JETTA	2.0L L4 1984cc 121 CID
	1996-1998	VOLKSWAGEN GOLF	2.8L V6 2792cc 170 CID
	1996	VOLKSWAGEN JETTA	2.0L L4 1984cc 121 CID
	1996	VOLKSWAGEN JETTA	2.0L L4 1984cc 121 CID
	1997-1998	VOLKSWAGEN GOLF	2.0L L4 1984cc 121 CID
	1997	VOLKSWAGEN CABRIO	2.0L L4 1984cc 121 CID
	1997	VOLKSWAGEN GOLF	2.0L L4 1984cc 121 CID
	1997	VOLKSWAGEN JETTA	2.0L L4 1984cc 121 CID
	1997	VOLKSWAGEN JETTA	2.0L L4 1984cc 121 CID
	1998-2002	VOLKSWAGEN CABRIO	2.0L L4 1984cc 121 CID
	1998	VOLKSWAGEN GOLF	2.0L L4 1984cc 121 CID
	1998	VOLKSWAGEN JETTA	2.0L L4 1984cc 121 CID
	1998	VOLKSWAGEN JETTA	2.0L L4 1984cc 121 CID
	1999	VOLKSWAGEN GOLF	2.0L L4 1984cc 121 CID
	1999	VOLKSWAGEN GOLF	2.0L L4 1984cc 121 CID
	1999	VOLKSWAGEN JETTA	2.0L L4 1984cc 121 CID
	1999	VOLKSWAGEN JETTA	2.8L V6 2792cc 170 CID
2001	VOLKSWAGEN GOLF	2.0L L4 1984cc 121 CID	
USEP8368M	1998	AUDI A6	2.8L V6 2771cc
	1998	VOLKSWAGEN PASSAT	1.8L L4 1781cc 109 CID
	1998	VOLKSWAGEN PASSAT	2.8L V6 2771cc
	1999-2001	AUDI A6	2.8L V6 2771cc
	1999	VOLKSWAGEN PASSAT	1.8L L4 1781cc 109 CID
	1999	VOLKSWAGEN PASSAT	2.8L V6 2771cc
	2000	VOLKSWAGEN PASSAT	2.8L V6 2771cc
	2001	VOLKSWAGEN PASSAT	1.8L L4 1781cc 109 CID
	2002-2004	AUDI A6	3.0L V6 2976cc
	2002	VOLKSWAGEN PASSAT	1.8L L4 1781cc 109 CID
	2004-2005	VOLKSWAGEN PASSAT	1.8L L4 1781cc 109 CID
USEP8371	1986	HONDA ACCORD	2.0L L4 1955cc
	1987-1989	HONDA ACCORD	2.0L L4 1955cc
	1988-1989	HONDA PRELUDE	2.0L L4 1958cc
	1990	HONDA PRELUDE	2.0L L4 1958cc
USEP8372H	1998-2001	HONDA PRELUDE	2.2L L4 2156cc
USEP8375	1985-1986	NISSAN 200SX	1.8L L4 1809cc
	1985-1988	NISSAN 200SX	2.0L L4 1974cc
	1985-1989	NISSAN 300ZX	3.0L V6 2960cc 181 CID
	1987	NISSAN 200SX	2.0L L4 1974cc
	1987	NISSAN 200SX	3.0L V6 2960cc 181 CID
	1988	NISSAN 200SX	3.0L V6 2960cc 181 CID
USEP8376	1986-1987	NISSAN D21	2.4L L4 2389cc
	1986-1987	NISSAN D21	3.0L V6 2960cc 181 CID
	1986	NISSAN 720	2.4L L4 2389cc
	1988-1989	NISSAN D21	2.4L L4 2389cc
	1988-1989	NISSAN D21	3.0L V6 2960cc 181 CID
	1990-1991	NISSAN D21	3.0L V6 2960cc 181 CID
	1990-1993	NISSAN D21	2.4L L4 2389cc
	1990-1993	NISSAN PICKUP (MEX)	1.8L L4 1800cc 110 CID
	1990	NISSAN D21	3.0L V6 2960cc 181 CID
	1991-1993	NISSAN PICKUP (MEX)	2.4L L4 2389cc
	1991	NISSAN D21	3.0L V6 2960cc 181 CID
	1992	NISSAN D21	3.0L V6 2960cc 181 CID
	1992	NISSAN D21	3.0L V6 2960cc 181 CID
	1992	NISSAN D21	3.0L V6 2960cc 181 CID
	1992	NISSAN D21	3.0L V6 2960cc 181 CID
	1993	NISSAN D21	3.0L V6 2960cc 181 CID
	1994	NISSAN D21	2.4L L4 2389cc
	1994	NISSAN D21	3.0L V6 2960cc 181 CID
	1994	NISSAN D21	3.0L V6 2960cc 181 CID
	1994	NISSAN D21	3.0L V6 2960cc 181 CID
	1994	NISSAN D21	3.0L V6 2960cc 181 CID
	1994	NISSAN D21	3.0L V6 2960cc 181 CID
	1994	NISSAN D21	3.0L V6 2960cc 181 CID
	1995	NISSAN PICKUP	3.0L V6 2960cc 181 CID
	2005-2006	AUDI A6 (MEX)	3.0L V6 2976cc
	2005-2006	AUDI A6 QUATTRO (MEX)	3.0L V6 2976cc
	2005	AUDI A6	3.0L V6 2950cc
2005	AUDI A6 QUATTRO	3.0L V6 2950cc	
USEP8378S	1998	NISSAN FRONTIER	2.4L L4 2389cc
	1999	NISSAN FRONTIER	2.4L L4 2389cc
	2000	NISSAN FRONTIER	2.4L L4 2389cc

USMW	Years	Application	Engine
USEP8379M	1993	VOLVO 850	2.4L L5 2435cc
	1994	VOLVO 850	2.3L L5 2319cc
	1995	VOLVO 850	2.3L L5 2319cc
	1996-1997	VOLVO 850	2.3L L5 2319cc
	1997	VOLVO 850	2.3L L5 2319cc
	1997	VOLVO 850	2.4L L5 2435cc
	USEP8381	1985-1986	VOLVO 740
1985		VOLVO 745	2.3L L4 2316cc
1985		VOLVO 760	2.3L L4 2316cc
1985		VOLVO 760	2.8L V6 2849cc
1986-1987		VOLVO 760	2.3L L4 2316cc
1986-1987		VOLVO 760	2.3L L4 2316cc
1986		VOLVO 760	2.8L V6 2849cc
1987		VOLVO 740	2.3L L4 2316cc
USEP8382	1998-2000	LEXUS GS400	4.0L V8 3969cc
	1998-2005	LEXUS GS300	3.0L L6 2997cc
	2001	LEXUS IS300	3.0L L6 2997cc
	2002-2005	LEXUS IS300	3.0L L6 2997cc
USEP8384M	1998	AUDI A6 QUATTRO	2.8L V6 2771cc
	1999	AUDI A6 QUATTRO	2.8L V6 2771cc
	2000-2001	AUDI A6 QUATTRO	2.8L V6 2771cc
	2000-2002	AUDI A6 QUATTRO	2.7L V6 2671cc
	2000	AUDI A6 QUATTRO	4.2L V8 4172cc
	2001-2002	AUDI ALLROAD QUATTRO	2.7L V6 2671cc
	2001-2004	AUDI A6 QUATTRO	4.2L V8 4172cc
	2001	VOLKSWAGEN PASSAT	2.8L V6 2771cc
	2002-2003	AUDI S6	4.2L V8 4172cc
	2002-2004	AUDI A6 QUATTRO	3.0L V6 2976cc
	2002-2004	VOLKSWAGEN PASSAT	2.8L V6 2771cc
	2002	VOLKSWAGEN PASSAT	2.8L V6 2771cc
	2003-2004	AUDI A6 QUATTRO	2.7L V6 2671cc
	2003-2004	AUDI ALLROAD QUATTRO	2.7L V6 2671cc
2003-2005	AUDI ALLROAD QUATTRO	4.2L V8 4172cc	
2005	AUDI ALLROAD QUATTRO	2.7L V6 2671cc	
2005	VOLKSWAGEN PASSAT	2.8L V6 2771cc	
USEP8385	1998-2001	BMW 740I	4.4L V8 4398cc
	1998-2001	BMW 740IL	4.4L V8 4398cc
	1998	BMW 750IL	5.4L V12 5379cc 328 CID
	1999-2001	BMW 750IL	5.4L V12 5379cc 328 CID
USEP8390	1986	AUDI 5000 QUATTRO	2.2L L5 2226cc
	1987-1988	AUDI 5000	2.3L L5 2309cc 140CID
	1987-1988	AUDI 5000 QUATTRO	2.2L L5 2226cc
	1987	AUDI 5000	2.2L L5 2226cc
	1987	AUDI 5000 QUATTRO	2.3L L5 2309cc 140CID
	1988	AUDI 5000 QUATTRO	2.3L L5 2309cc 140CID
USEP8392	1997-2001	INFINITI Q45	4.1L V8 4130cc
USEP8393M	1998-1999	KIA SEPHIA	1.8L L4 1793cc
USEP8394M	1990	VOLKSWAGEN CORRADO	1.8L L4 1780cc
	1991	VOLKSWAGEN CORRADO	1.8L L4 1780cc
	1992	VOLKSWAGEN CORRADO	1.8L L4 1780cc
	1992	VOLKSWAGEN CORRADO	2.8L V6 2792cc 170 CID
	1993	VOLKSWAGEN CORRADO	2.8L V6 2792cc 170 CID
	1994	VOLKSWAGEN CORRADO	2.8L V6 2792cc 170 CID
	1995	VOLKSWAGEN JETTA	2.8L V6 2792cc 170 CID
	1996-1997	VOLKSWAGEN JETTA	2.8L V6 2792cc 170 CID
	1997	VOLKSWAGEN PASSAT	2.8L V6 2792cc 170 CID
	1997	VOLKSWAGEN PASSAT	2.8L V6 2792cc 170 CID
	USEP8397M	1997	ISUZU RODEO
1998-2000		HONDA PASSPORT	3.2L V6 3165cc
1998-2000		ISUZU RODEO	2.2L L4 2180cc 133 CID
1998-2000		ISUZU RODEO	3.2L V6 3165cc
USEP8399H		1998-1999	ACURA SLX
	1998-2002	ISUZU TROOPER	3.5L V6 3475cc
	1999-2001	ISUZU VEHICROSS	3.5L V6 3475cc
	USEP8401H	1995	KIA SEPHIA
USEP8404		1999-2003	LEXUS RX300
	2000-2004	TOYOTA TUNDRA	3.4L V6 3378cc
	2000	TOYOTA AVALON	3.0L V6 2995cc
	2001-2003	TOYOTA HIGHLANDER	2.4L L4 2362cc 144 CID

USMW	Years	Application	Engine
USEP8404	2001-2003	TOYOTA HIGHLANDER	3.0L V6 2995cc
	2002-2003	TOYOTA CAMRY	3.0L V6 2995cc
	2002-2003	TOYOTA SOLARA	2.4L L4 2362cc 144 CID
	2002-2006	TOYOTA CAMRY	2.4L L4 2362cc 144 CID
	2003-2004	TOYOTA COROLLA	1.8L L4 1794cc
	2003-2004	TOYOTA MATRIX	1.8L L4 1794cc
	2003-2004	TOYOTA MATRIX	1.8L L4 1795cc
	2004	TOYOTA CAMRY	3.0L V6 2995cc
	2004	TOYOTA SOLARA	2.4L L4 2362cc 144 CID
	2005-2006	TOYOTA SOLARA	2.4L L4 2362cc 144 CID
	2005-2009	SCION TC	2.4L L4 2398cc
	2006-2007	LEXUS RX400H	3.3L V6 3300cc 202 CID
	2006	TOYOTA COROLLA	1.8L L4 1794cc
	2006	TOYOTA SOLARA	2.4L L4 2362cc 144 CID
	2007-2008	SCION TC	2.4L L4 2398cc
	2007	TOYOTA MATRIX	1.8L L4 1794cc
USEP8408M	2000	KIA SEPHIA	1.8L L4 1793cc
USEP8412M	2000	BMW X5	4.4L V8 4398cc
	2001-2003	BMW X5	4.4L V8 4398cc
	2001-2006	BMW X5	3.0L L6 2979cc 182 CID
	2002-2003	BMW X5	4.6L V8 4598cc
	2004-2006	BMW X5	4.4L V8 4398cc
USEP8414M	1997-1999	AUDI A8	3.7L V8 3697cc
	1997-2000	AUDI A8 QUATTRO	4.2L V8 4172cc
	2001-2003	AUDI A8 QUATTRO	4.2L V8 4172cc
	2001-2003	AUDI S8	4.2L V8 4172cc
USEP8415M	1999	BMW 318TI	1.9L L4 1895cc
USEP8416M	1999-2000	BMW 323I	2.5L L6 2494cc 152 CID
	1999-2000	BMW 328I	2.8L L6 2793cc
	2000	BMW 323CI	2.5L L6 2494cc 152 CID
	2000	BMW 328CI	2.8L L6 2793cc
	2001-2002	BMW 325I	2.5L L6 2494cc 152 CID
	2001-2004	BMW 330I	3.0L L6 2979cc 182 CID
	2001-2005	BMW 320I	2.2L L6 2171cc 132 CID
	2001-2005	BMW 320I (MEX)	2.2L L6 2171cc 132 CID
	2001-2005	BMW 325XI	2.5L L6 2494cc 152 CID
	2001-2005	BMW 330XI	3.0L L6 2979cc 182 CID
	2001-2006	BMW 325CI	2.5L L6 2494cc 152 CID
	2001-2006	BMW 330CI	3.0L L6 2979cc 182 CID
	2003-2004	BMW 325I	2.5L L6 2494cc 152 CID
	2003-2005	BMW 325CI	2.5L L6 2494cc 152 CID
	2003	BMW 325CI	2.5L L6 2494cc 152 CID
	2005	BMW 325I	2.5L L6 2494cc 152 CID
2005	BMW 330CI	3.0L L6 2979cc 182 CID	
2005	BMW 330I	3.0L L6 2979cc 182 CID	
2007	BMW 325I (MEX)	2.5L V6 2497cc 152 CID	
USEP8418	2001-2003	TOYOTA SIENNA	3.0L V6 2995cc
	2001	TOYOTA AVALON	3.0L V6 2995cc
USEP8419	1999	TOYOTA SOLARA	2.2L L4 2164cc
	1999	TOYOTA SOLARA	3.0L V6 2995cc
	2000-2001	TOYOTA SOLARA	2.2L L4 2164cc
	2000-2003	TOYOTA SOLARA	3.0L V6 2995cc
	2000-2005	TOYOTA MR2 SPYDER	1.8L L4 1794cc
	2001-2003	TOYOTA RAV4	2.0L L4 1998cc 122 CID
	2001	TOYOTA CAMRY	2.2L L4 2164cc
	2001	TOYOTA CAMRY	3.0L V6 2995cc
2004-2005	TOYOTA RAV4	2.4L L4 2362cc 144 CID	
USEP8420M	2001	KIA RIO	1.5L L4 1493cc
	2002	KIA RIO	1.5L L4 1493cc
USEP8421M	2000-2003	KIA SPECTRA	1.8L L4 1793cc
	2001	KIA SEPHIA	1.8L L4 1793cc
	2004	KIA SPECTRA	1.8L L4 1793cc
USEP8424M	2009	VOLKSWAGEN BEETLE (MEX)	2.0L L4 1984cc 121 CID
	2010	VOLKSWAGEN BEETLE CABRIO (MEX)	2.5L L5 2480cc 151 CID
	2010	VOLKSWAGEN BEETLE GLS (MEX)	2.0L L4 1984cc 121 CID
	2010	VOLKSWAGEN BEETLE SPORT (MEX)	2.5L L5 2480cc 151 CID
	2010	VOLKSWAGEN BEETLE SPORT GLX (MEX)	2.5L L5 2480cc 151 CID
USEP8426M	1999	SAAB 3-SEP	2.3L L4 2290cc 140 CID
	2000-2001	SAAB 3-SEP	2.0L L4 1985cc 121 CID

USMW	Years	Application	Engine
	2000-2002	SAAB 3-SEP	2.3L L4 2290cc 140 CID
	2002	SAAB 3-SEP	2.0L L4 1985cc 121 CID
	2003	SAAB 3-SEP	2.0L L4 1985cc 121 CID
USEP8427M	2000-2001	NISSAN SENTRA	2.0L L4 1998cc 122 CID
	2002	NISSAN SENTRA	1.8L L4 1809cc
USEP8428	1984-1987	VOLKSWAGEN CARIBE (MEX)	1.8L L4 1800cc 110 CID
	1985	VOLKSWAGEN GOLF	1.8L L4 1780cc
	1985	VOLKSWAGEN JETTA	1.8L L4 1780cc
	1985	VOLKSWAGEN JETTA	1.8L L4 1780cc
	1986	VOLKSWAGEN GOLF	1.8L L4 1780cc
	1986	VOLKSWAGEN JETTA	1.8L L4 1780cc
	1987	VOLKSWAGEN JETTA	1.8L L4 1780cc
	1987	VOLKSWAGEN JETTA	1.8L L4 1780cc
	1988	VOLKSWAGEN JETTA	1.8L L4 1780cc
	1990-1992	VOLKSWAGEN GOLF	2.0L L4 1984cc 121 CID
	1990-1992	VOLKSWAGEN JETTA	2.0L L4 1984cc 121 CID
	1990	VOLKSWAGEN PASSAT	2.0L L4 1984cc 121 CID
USEP8431M	1991-1993	VOLKSWAGEN PASSAT	2.0L L4 1984cc 121 CID
	1992	VOLKSWAGEN PASSAT	2.0L L4 1984cc 121 CID
	2001	SAAB 3-SEP	2.3L L4 2290cc 140 CID
	2001	SAAB 3-SEP	2.3L L4 2290cc 140 CID
	2001	SAAB 3-SEP	3.0L V6 2961cc 181 CID
	2002	SAAB 3-SEP	2.3L L4 2290cc 140 CID
	2002	SAAB 3-SEP	3.0L V6 2961cc 181 CID
	2002	SAAB 5-SEP	2.3L L4 2290cc 140 CID
	2003	SAAB 3-SEP	2.3L L4 2290cc 140 CID
	2003	SAAB 5-SEP	3.0L V6 2961cc 181 CID
USEP8432	2004	SAAB 3-SEP	2.3L L4 2290cc 140 CID
	2004	SAAB 5-SEP	2.3L L4 2290cc 140 CID
	2005	SAAB 3-SEP	2.3L L4 2290cc 140 CID
	2005	SAAB 3-SEP	2.3L L4 2290cc 140 CID
	2006	SAAB 3-SEP	2.3L L4 2290cc 140 CID
	2006	SAAB 5-SEP	2.3L L4 2290cc 140 CID
	2007	SAAB 5-SEP	2.3L L4 2290cc 140 CID
	2008	SAAB 3-SEP	2.3L L4 2290cc 140 CID
	2009	SAAB 5-SEP	2.3L L4 2290cc 140 CID
	USEP8437M	2001-2003	INFINITI QX4
2001-2003		NISSAN PATHFINDER	3.5L V6 3498cc 213 CID
2004		NISSAN PATHFINDER	3.5L V6 3498cc 213 CID
USEP8442H	2000-2001	SUZUKI ESTEEM	1.8L L4 1790cc
	2000	SUZUKI ESTEEM	1.6L L4 1590cc 97 CID
	2006-2008	SUZUKI GRAND VITARA	2.7L V6 2737cc
	2006	SUZUKI GRAND VITARA	2.7L V6 2737cc
USEP8449	1997-2000	BMW 528I	2.8L L6 2793cc
	1997-2003	BMW 540I	4.4L V8 4398cc
	2001-2003	BMW 525I	2.5L L6 2494cc 152 CID
	2001-2003	BMW 530I	3.0L L6 2979cc 182 CID
	2000-2001	MAZDA MPV	2.5L V6 2497cc 152 CID
USEP8450	2005	HONDA ACCORD	3.0L V6 2997cc
	2002-2005	INFINITI Q45	4.5L V8 4494cc
	2002-2005	SUBARU IMPREZA	2.0L H4 1994cc
	2003-2004	INFINITI M45	4.5L V8 4500cc
	2004	SUBARU FORESTER	2.5L H4 2458cc
	2004	SUBARU IMPREZA	2.5L H4 2458cc
	2005	SUBARU FORESTER	2.5L H4 2458cc
	2005	SUBARU IMPREZA	2.5L H4 2458cc
	2006-2007	SUBARU IMPREZA	2.5L H4 2458cc
	2006-2008	SUBARU FORESTER	2.5L H4 2458cc
	2006	INFINITI Q45	4.5L V8 4494cc
USEP8451	2007	DODGE CALIBER	2.4L L4 2360cc 144 CID
	2007	SUBARU IMPREZA	2.5L H4 2458cc
	2008	DODGE CALIBER	2.4L L4 2360cc 144 CID
	2008	SUBARU FORESTER	2.5L H4 2458cc
	2009	JEEP WRANGLER	3.8L V6 3778cc 231 CID
	2001-2005	LEXUS GS430	4.3L V8 4293cc
	2001-2005	LEXUS LS430	4.3L V8 4293cc
	2002-2009	LEXUS SC430	4.3L V8 4293cc
	2000-2001	INFINITI G20	2.0L L4 2000cc 122 CID
	2002	INFINITI G20	2.0L L4 2000cc 122 CID
USEP8455	2000-2001	NISSAN SENTRA	2.4L L4 2351cc

USMW	Years	Application	Engine	
USEP8455	2000-2003	HONDA INSIGHT	1.0L L3 995cc 61 CID	
	2001-2002	DODGE STRATUS	2.4L L4 2351cc	
	2001-2002	DODGE STRATUS	2.4L L4 2429cc 148 CID	
	2001-2002	MINIBISHI ECLIPSE	2.4L L4 2351cc	
	2001-2003	CHRYSLER SEBRING	2.4L L4 2351cc	
	2001-2003	DODGE STRATUS	2.0L L4 1996cc 122 CID	
	2001	CHRYSLER CIRRUS	2.4L L4 2429cc 148 CID	
	2001	CHRYSLER CIRRUS (MEX)	2.4L L4 2429cc 148 CID	
	2001	MINIBISHI GALANT	2.4L L4 2351cc	
	2002-2003	MINIBISHI GALANT	2.4L L4 2351cc	
	2002	MINIBISHI ECLIPSE	2.4L L4 2351cc	
	2003-2005	DODGE STRATUS	2.4L L4 2351cc	
	2003-2006	DODGE STRATUS	2.4L L4 2429cc 148 CID	
	2003-2006	DODGE STRATUS (MEX)	2.4L L4 2429cc 148 CID	
	2004-2005	DODGE STRATUS	2.4L L4 2429cc 148 CID	
	2004	CHRYSLER SEBRING	2.4L L4 2351cc	
	2004	MINIBISHI GALANT	2.4L L4 2378cc	
	2006	DODGE STRATUS	2.0L L4 1995cc 122 CID	
	2006	DODGE STRATUS (MEX)	2.0L L4 1996cc 122 CID	
	USEP8456	2000-2002	MINIBISHI GALANT	3.0L V6 2972cc 181 CID
		2000	MINIBISHI ECLIPSE	3.0L V6 2972cc 181 CID
		2001-2002	DODGE STRATUS	3.0L V6 2972cc 181 CID
		2001-2005	MINIBISHI ECLIPSE	3.0L V6 2972cc 181 CID
2001		CHRYSLER SEBRING	3.0L V6 2972cc 181 CID	
2002-2005		DODGE STRATUS	3.0L V6 2972cc 181 CID	
2002-2005		HONDA CIVIC	2.0L L4 1998cc 122 CID	
2002		CHRYSLER SEBRING	3.0L V6 2972cc 181 CID	
2003-2004		HONDA ACCORD	2.4L L4 2354cc 144 CID	
2003		MINIBISHI ECLIPSE	3.0L V6 2972cc 181 CID	
2003		MINIBISHI GALANT	3.0L V6 2972cc 181 CID	
2004-2005		CHRYSLER SEBRING	3.0L V6 2972cc 181 CID	
2004		HONDA ACCORD	2.4L L4 2354cc 144 CID	
2004		HONDA CIVIC	1.7L L4 1700cc	
2004		HONDA CIVIC	1.7L L4 1700cc	
2004		HONDA CR-V	2.4L L4 2354cc 144 CID	
2004		MINIBISHI ECLIPSE	2.4L L4 2351cc	
2005		CHRYSLER SEBRING	2.4L L4 2351cc	
2005		HONDA ACCORD	2.4L L4 2354cc 144 CID	
2005		HONDA CIVIC	1.7L L4 1668cc	
2006-2007		HONDA ACCORD	2.4L L4 2354cc 144 CID	
2006		HONDA ACCORD	2.4L L4 2354cc 144 CID	
2007		HONDA ACCORD	2.4L L4 2354cc 144 CID	
USEP8458	1999-2000	NISSAN FRONTIER	3.3L V6 3275cc	
	2000-2001	NISSAN XTERRA	2.4L L4 2389cc	
	2000-2001	NISSAN XTERRA	3.3L V6 3275cc	
	2002-2008	NISSAN X-TRAIL (MEX)	2.5L L4 2500cc 153 CID	
	2002	NISSAN XTERRA	2.4L L4 2389cc	
	2002	NISSAN XTERRA	3.3L V6 3275cc	
	2003-2004	NISSAN XTERRA	2.4L L4 2389cc	
	2003-2004	NISSAN XTERRA	3.3L V6 3275cc	
	2000	HONDA CR-V	2.0L L4 1972cc	
USEP8461S	2000	HONDA CR-V	2.0L L4 1972cc	
USEP8465	2005	MINIBISHI LANCER	2.0L L4 1997cc 122 CID	
	2006	MINIBISHI LANCER	2.0L L4 1997cc 122 CID	
USEP8470M	1999-2002	DAEWOO NUBIRA	2.0L L4 1998cc 122 CID	
USEP8474M	2001	MERCEDES-BENZ C240	2.6L V6 2597cc	
	2002	MERCEDES-BENZ C230	2.3L L4 2295cc	
	2002	MERCEDES-BENZ C240	2.6L V6 2597cc	
	2002	MERCEDES-BENZ C320	3.2L V6 3199cc	
USEP8475M	2001	MERCEDES-BENZ C320	3.2L V6 3199cc	
	2002	MERCEDES-BENZ C230	2.3L L4 2295cc	
	2002	MERCEDES-BENZ C240	2.6L V6 2597cc	
	2002	MERCEDES-BENZ C320	3.2L V6 3199cc	
	2003-2005	MERCEDES-BENZ C230	1.8L L4 1796cc 110 CID	
	2003-2005	MERCEDES-BENZ C240	2.6L V6 2597cc	
	2003-2005	MERCEDES-BENZ C320	3.2L V6 3199cc	
	2003	MERCEDES-BENZ CLK320	3.2L V6 3199cc	
	2004-2005	MERCEDES-BENZ CLK320	3.2L V6 3199cc	
	2006-2007	MERCEDES-BENZ C280	3.0L V6 2996cc 183 CID	
	2006	MERCEDES-BENZ C230	2.5L V6 2496cc	

USMW	Years	Application	Engine
USEP8476M	2002	AUDI A4	3.0L V6 2976cc
	2002	AUDI A4 QUATTRO	3.0L V6 2976cc
	2003	AUDI A4	3.0L V6 2976cc
	2003	AUDI A4 QUATTRO	3.0L V6 2976cc
USEP8480	2000-2002	MERCEDES-BENZ CL500	5.0L V8 4973cc
	2001-2002	MERCEDES-BENZ CL55 AMG	5.5L V8 5439cc 335 CID
	2001-2002	MERCEDES-BENZ S430	4.3L V8 4266cc
	2001-2002	MERCEDES-BENZ S55 AMG	5.5L V8 5439cc 335 CID
	2001-2002	MERCEDES-BENZ S600	5.8L V12 5786cc 353 CID
	2001	MERCEDES-BENZ CL600	5.8L V12 5786cc 353 CID
	2001	MERCEDES-BENZ S500	5.0L V8 4966cc
	2002	MERCEDES-BENZ CL600 (MEX)	5.8L V12 5786cc 353 CID
	2002	MERCEDES-BENZ CL600	5.8L V12 5786cc 353 CID
	2002	MERCEDES-BENZ CL600	5.8L V12 5786cc 353 CID
	2002	MERCEDES-BENZ S500	5.0L V8 4966cc
	2003-2005	MERCEDES-BENZ CL500	5.0L V8 4973cc
	2003-2005	MERCEDES-BENZ SL500	5.0L V8 4973cc
	2003-2006	MERCEDES-BENZ S500	5.0L V8 4966cc
	2003	MERCEDES-BENZ S430	4.3L V8 4266cc
	2003	MERCEDES-BENZ S430	4.3L V8 4266cc
	2004-2006	MERCEDES-BENZ S430	4.3L V8 4266cc
2006	MERCEDES-BENZ CL500	5.0L V8 4966cc	
2006	MERCEDES-BENZ S350	3.7L V6 3724cc	
2006	MERCEDES-BENZ SL500	5.0L V8 4966cc	
2007-2009	MERCEDES-BENZ SL550	5.5L V8 5461cc 333 CID	
USEP8482M	2003-2004	KIA SEDONA	3.5L V6 3497cc 215 CID
	2003	KIA SEDONA	3.5L V6 3497cc 215 CID
	2005	KIA SEDONA	3.5L V6 3497cc 215 CID
USEP8483M	2002-2003	ISUZU RODEO	3.2L V6 3165cc
	2002	HONDA PASSPORT	3.2L V6 3165cc
	2002	ISUZU AXIOM	3.5L V6 3475cc
	2003	ISUZU AXIOM	3.5L V6 3491cc
	2004	ISUZU RODEO	3.2L V6 3165cc
2004	ISUZU RODEO	3.5L V6 3494cc	
USEP8484M	2002-2003	ISUZU RODEO SPORT	2.2L L4 2180cc 133 CID
	2002-2003	ISUZU RODEO SPORT	3.2L V6 3165cc
USEP8486M	2002-2003	ISUZU RODEO	2.2L L4 2180cc 133 CID
USEP8488	2002-2005	BMW 745i	4.4L V8 4398cc
	2002-2005	BMW 745Li	4.4L V8 4398cc
	2006	BMW 750i	4.8L V8 4837cc
	2006	BMW 750Li	4.8L V8 4837cc
	2007-2008	BMW 750i	4.8L V8 4837cc
	2007-2008	BMW 750Li	4.8L V8 4837cc
	2002-2005	BMW 745i	4.4L V8 4398cc
	2002-2005	BMW 745Li	4.4L V8 4398cc
2006	BMW 750i	4.8L V8 4837cc	
2006	BMW 750Li	4.8L V8 4837cc	
2007-2008	BMW 750i	4.8L V8 4837cc	
2007-2008	BMW 750Li	4.8L V8 4837cc	
USEP8490M	2004	VOLVO S60	2.3L L5 2319cc
	2004	VOLVO S60	2.4L L5 2435cc
	2004	VOLVO V70	2.3L L5 2319cc
	2004	VOLVO V70	2.4L L5 2435cc
USEP8496M	2002-2003	NISSAN ALTIMA	2.5L L4 2500cc 153 CID
USEP8499	2001-2004	NISSAN FRONTIER	3.3L V6 3275cc
USEP8501	2003-2004	LEXUS GX470	4.7L V8 4663cc 285 CID
	2003-2004	TOYOTA 4RUNNER	4.0L V6 3956cc 241 CID
	2003-2004	TOYOTA 4RUNNER	4.7L V8 4663cc 285 CID
	2005-2009	TOYOTA 4RUNNER	4.0L V6 3956cc 241 CID
	2005	TOYOTA 4RUNNER	4.7L V8 4663cc 285 CID
	2006	TOYOTA 4RUNNER	4.7L V8 4663cc 285 CID
USEP8502M	2002-2006	NISSAN SENTRA	2.5L L4 2500cc 153 CID
	2003	NISSAN SENTRA	1.8L L4 1809cc
	2003	NISSAN SENTRA	2.5L L4 2500cc 153 CID
	2004	NISSAN SENTRA	1.8L L4 1809cc
	2004	NISSAN SENTRA	2.5L L4 2500cc 153 CID
	2005-2006	NISSAN SENTRA	1.8L L4 1809cc
USEP8503	2003-2004	MINIBISHI OUTLANDER	2.4L L4 2351cc
	2005-2006	MINIBISHI OUTLANDER	2.4L L4 2378cc

USMW	Years	Application	Engine
USEP8503	2005	MINI COOPER	2.0L L4 1975cc
	2006	MINI COOPER	2.0L L4 1975cc
USEP8505	2003-2004	TOYOTA TUNDRA	4.7L V8 4663cc 285 CID
	2003	TOYOTA SEQUOIA	4.7L V8 4663cc 285 CID
	2004	TOYOTA SEQUOIA	4.7L V8 4663cc 285 CID
USEP8508	2003-2004	HONDA CIVIC	1.3L L4 1339cc
USEP8513	2003-2004	HONDA ACCORD	2.4L L4 2354cc 144 CID
	2003-2004	HONDA ACCORD	3.0L V6 2977cc
USEP8515M	2004-2006	ACURA TL	3.2L V6 3210cc
	2004-2006	LEXUS RX330	3.3L V6 3300cc 202 CID
	2004-2008	ACURA TSX	2.4L L4 2354cc 144 CID
	2004	TOYOTA SIENNA	3.3L V6 3300cc 202 CID
	2005-2006	TOYOTA SIENNA	3.3L V6 3300cc 202 CID
	2005	HONDA ACCORD	2.4L L4 2354cc 144 CID
	2005	HONDA ACCORD	3.0L V6 2977cc
	2005	TOYOTA SIENNA	3.3L V6 3300cc 202 CID
	2006-2007	HONDA ACCORD	2.4L L4 2354cc 144 CID
	2006-2007	HONDA ACCORD	3.0L V6 2997cc
	2006	HONDA ACCORD	2.4L L4 2354cc 144 CID
	2006	HONDA ACCORD	3.0L V6 2997cc
	2006	TOYOTA SIENNA	3.3L V6 3300cc 202 CID
	2007-2008	ACURA TL	3.2L V6 3210cc
	2007	HONDA ACCORD	2.4L L4 2354cc 144 CID
	2007	HONDA ACCORD	3.0L V6 2997cc
	2007	HONDA CR-V	2.4L L4 2354cc 144 CID
	2008-2009	HONDA CR-V	2.4L L4 2354cc 144 CID
	2008-2009	SUBARU LEGACY AWD (MEX)	2.0L H4 1987cc
	USEP8516	1990-1991	SAAB 9000
1990		SAAB 9000	2.0L L4 1985cc 121 CID
1991		SAAB 9000	2.3L L4 2290cc 140 CID
1991		SAAB 9000	2.3L L4 2290cc 140 CID
USEP8518M	2004-2005	TOYOTA HIGHLANDER	3.3L V6 3300cc 202 CID
	2004-2006	LEXUS RX330	3.3L V6 3300cc 202 CID
	2006-2007	TOYOTA HIGHLANDER	3.3L V6 3300cc 202 CID
	2007	TOYOTA HIGHLANDER	3.3L V6 3300cc 202 CID
USEP8520M	2001-2003	SUBARU OUTBACK	3.0L H6 3000cc 183CID
USEP8524M	2003-2004	KIA SORENTO	3.5L V6 3497cc 215 CID
USEP8526M	2004-2005	BMW 525I	2.5L L6 2494cc 152 CID
	2004-2005	BMW 530I	3.0L L6 2979cc 182 CID
	2004-2005	BMW 545I	4.4L V8 4398cc
	2004-2005	BMW 645CI	4.4L V8 4398cc
	2006	BMW 550I	4.8L V8 4837cc
	2006	BMW 650I	4.8L V8 4837cc
USEP8527M	2004-2005	BMW X3	2.5L L6 2494cc 152 CID
	2004-2006	BMW X3	3.0L L6 2979cc 182 CID
USEP8529M	2001	HYUNDAI ELANTRA	2.0L L4 1975cc
USEP8530M	2002	HYUNDAI ELANTRA	2.0L L4 1975cc
USEP8531M	2003	HYUNDAI TIBURON	2.7L V6 2656cc
	2003	MERCEDES-BENZ E500	5.0L V8 4973cc
USEP8534M	2004-2005	MERCEDES-BENZ E500	5.0L V8 4973cc
	2003-2004	MERCEDES-BENZ CLK500	5.0L V8 4973cc
	2005	MERCEDES-BENZ CLK500	5.0L V8 4973cc
USEP8536M	2006	MERCEDES-BENZ CLK350	3.5L V6 3498cc 213 CID
	2003-2005	NISSAN 350Z	3.5L V6 3498cc 213 CID
	2004	INFINITI G35	3.5L V6 3498cc 213 CID
	2005	INFINITI G35	3.5L V6 3498cc 213 CID
	2006-2007	INFINITI M35	3.5L V6 3498cc 213 CID
	2006-2007	INFINITI M45	4.5L V8 4494cc
	2006-2008	NISSAN 350Z	3.5L V6 3498cc 213 CID
	2006	INFINITI G35	3.5L V6 3498cc 213 CID
	2006	NISSAN 350Z	3.5L V6 3498cc 213 CID
	2007	NISSAN 350Z	3.5L V6 3498cc 213 CID
	2008	INFINITI M35	3.5L V6 3498cc 213 CID
	2008	INFINITI M45	4.5L V8 4494cc
	2008	NISSAN 350Z	3.5L V6 3498cc 213 CID
	2009	NISSAN 350Z	3.5L V6 3498cc 213 CID
	USEP8537	2003-2004	NISSAN MURANO
2005-2007		NISSAN MURANO	3.5L V6 3498cc 213 CID
2012-2014		NISSAN MURANO EXCLUSIVE 2WD (MEX)	3.5L V6 3498cc 213 CID

USMW	Years	Application	Engine
USEP8537	2012-2014	NISSAN MURANO EXCLUSIVE AWD (MEX)	3.5L V6 3498cc 213 CID
	1998	NISSAN FRONTIER	2.4L L4 2389cc
	1999	NISSAN FRONTIER	2.4L L4 2389cc
USEP8538M	2000	NISSAN FRONTIER	2.4L L4 2389cc
	2003-2005	INFINITI FX45	4.5L V8 4500cc
USEP8540M	2006-2008	INFINITI FX45	4.5L V8 4494cc
	2003-2008	INFINITI FX35	3.5L V6 3498cc 213 CID
USEP8545M	2004-2005	NISSAN ALTIMA	3.5L V6 3498cc 213 CID
	2004-2006	NISSAN ALTIMA	2.5L L4 2500cc 153 CID
	2004-2008	NISSAN MAXIMA	3.5L V6 3498cc 213 CID
	2004-2009	NISSAN QUEST	3.5L V6 3498cc 213 CID
	2004	NISSAN ALTIMA	2.5L L4 2500cc 153 CID
	2006	NISSAN ALTIMA	3.5L V6 3498cc 213 CID
USEP8551M	2000-2006	AUDI TT	1.8L L4 1781cc 109 CID
	2001	AUDI TT	1.8L L4 1781cc 109 CID
	2002	AUDI TT	1.8L L4 1781cc 109 CID
USEP8564M	2003	AUDI RS6	4.2L V8 4172cc
	2004	AUDI RS6	4.2L V8 4172cc
	2004	AUDI RS6 QUATTRO (MEX)	4.2L V8 4179cc
USEP8566M	2003-2004	HONDA CIVIC	1.3L L4 1339cc
	2004	HONDA CIVIC	1.7L L4 1700cc
USEP8568M	2004	VOLKSWAGEN TOUAREG	3.2L V6 3200cc 195 CID
	2004	VOLKSWAGEN TOUAREG	4.2L V8 4172cc
	2005-2006	VOLKSWAGEN TOUAREG	3.2L V6 3189cc 195 CID
	2005-2006	VOLKSWAGEN TOUAREG	4.2L V8 4172cc
	2005	VOLKSWAGEN TOUAREG	3.2L V6 3200cc 195 CID
USEP8571	2004-2007	TOYOTA HIGHLANDER	2.4L L4 2362cc 144 CID
USEP8572M	2003-2005	MERCEDES-BENZ E55 AMG	5.5L V8 5439cc 335 CID
USEP8584M	2004	MAZDA MPV	3.0L V6 2968cc 181 CID
USEP8591M	2004-2009	MAZDA 3	2.0L L4 2000cc 122 CID
	2004-2009	MAZDA 3	2.3L L4 2260cc 138 CID
	2009	MAZDA 3	2.0L L4 1999cc 122 CID
USEP8594M	2002-2004	MINI COOPER	1.6L L4 1600cc 98 CID
	2004	MINI COOPER	1.6L L4 1598cc 98 CID
USEP8595M	2004-2005	NISSAN TITAN	5.6L V8 5552cc 339 CID
	2004-2006	INFINITI QX56	5.6L V8 5552cc 339 CID
	2005-2006	NISSAN ARMADA	5.6L V8 5552cc 339 CID
USEP8596M	2006	NISSAN TITAN	5.6L V8 5552cc 339 CID
	2000	SUBARU LEGACY	2.5L H4 2458cc
	2000	SUBARU OUTBACK	2.5L H4 2458cc
	2001-2003	SUBARU LEGACY	2.5L H4 2458cc
	2001-2003	SUBARU OUTBACK	2.5L H4 2458cc
USEP8600M	2003	SUBARU BAJA	2.5L H4 2458cc
	2004-2006	SUBARU BAJA	2.5L H4 2458cc
	2004	SUBARU LEGACY	2.5L H4 2458cc
USEP8635M	2004	VOLVO S60	2.3L L5 2319cc
	2004	VOLVO S60	2.4L L5 2435cc
	2004	VOLVO V70	2.3L L5 2319cc
	2004	VOLVO V70	2.4L L5 2435cc
USEP8636M	2005	KIA RIO	1.6L L4 1594cc
USEP8640M	2003-2005	ACURA MDX	3.5L V6 3471cc
USEP8643	1993	VOLVO 850	2.4L L5 2435cc
	1994	VOLVO 850	2.3L L5 2319cc
	1995	VOLVO 850	2.3L L5 2319cc
	1996-1997	VOLVO 850	2.3L L5 2319cc
	1997	VOLVO 850	2.3L L5 2319cc
	1997	VOLVO 850	2.4L L5 2435cc
	2003	HONDA ELEMENT	2.4L L4 2354cc 144 CID
	2004-2006	HONDA ELEMENT	2.4L L4 2354cc 144 CID
	2007-2009	HONDA ELEMENT	2.4L L4 2354cc 144 CID
USEP8656M	2003-2007	HONDA ACCORD	2.4L L4 2354cc 144 CID
	2003-2007	HONDA ACCORD	2.4L L4 2354cc 144 CID
USEP8657M	2005	HONDA PILOT	3.5L V6 3471cc
	2006-2007	HONDA PILOT	3.5L V6 3471cc
	2006	ACURA MDX	3.5L V6 3471cc
	2008	HONDA PILOT	3.5L V6 3471cc
	2008	HONDA PILOT	3.5L V6 3471cc
USEP8660M	2004-2006	NISSAN ALTIMA	2.5L L4 2500cc 153 CID
	2006	NISSAN ALTIMA	3.5L V6 3498cc 213 CID

USMW	Years	Application	Engine
USEP8661M	2002	KIA SEDONA	3.5L V6 3497cc 215 CID
	2003	KIA SEDONA	3.5L V6 3497cc 215 CID
USEP8662M	2003-2005	HYUNDAI SANTA FE	3.5L V6 3500cc
	2004	HYUNDAI SANTA FE	2.4L L4 2351cc
USEP8667M	2012-2015	VOLKSWAGEN CLASICO	2.0L L4 1984cc 121 CID
USEP8668M	2007-2009	VOLKSWAGEN JETTA (MEX)	1.9L L4 1896cc
USEP8673M	2004	KIA OPTIMA	2.4L L4 2351cc
	2005-2006	KIA OPTIMA	2.4L L4 2351cc
	2006	KIA OPTIMA	2.4L L4 2359cc
USEP8679M	2005	AUDI A6 QUATTRO	4.2L V8 4163cc
	2006	AUDI A6 QUATTRO	4.2L V8 4163cc
USEP8688M	2006	BMW 325i	3.0L L6 2996cc 183 CID
	2006	BMW 325i (MEX)	2.5L V6 2497cc 152 CID
	2006	BMW 325Xi	3.0L L6 2996cc 183 CID
	2006	BMW 330i	3.0L L6 2996cc 183 CID
	2006	BMW 330Xi	3.0L L6 2996cc 183 CID
	2007-2008	BMW 328Xi	3.0L L6 2996cc 183 CID
	2007-2008	BMW 335Xi	3.0L L6 2979cc 182 CID
	2007-2013	BMW 328i	3.0L L6 2996cc 183 CID
	2007-2013	BMW 335i	3.0L L6 2979cc 182 CID
	2007	BMW 330i (MEX)	3.0L V6 2996cc 183 CID
	2008-2010	BMW 130i (MEX)	3.0L V6 2996cc 183 CID
	2008-2013	BMW 128i	3.0L L6 2996cc 183 CID
	2008-2013	BMW 135i	3.0L L6 2979cc 182 CID
	2009-2013	BMW 328i XDRIVE	3.0L L6 2996cc 183 CID
	2009-2013	BMW 335i XDRIVE	3.0L L6 2979cc 182 CID
	2010	BMW 130i M SPORT (MEX)	3.0L V6 2996cc 183 CID
	2011-2013	BMW 335iS	3.0L L6 2979cc 182 CID
	2011	BMW 1 SERIES M	3.0L L6 2979cc 182 CID
	2012-2013	BMW 328i	3.0L L6 2979cc 182 CID
	2013-2014	BMW X1	2.0L L4 1997cc 121 CID
	2013-2014	BMW X1	3.0L L6 2979cc 182 CID
	2013-2014	BMW X1 SDRIVE 20i (MEX)	2.0L L4 1997cc 121 CID
	2013-2014	BMW X1 SDRIVE 20i SPORT (MEX)	2.0L L4 1997cc 121 CID
	2013-2014	BMW X1 SDRIVE 20i X LINE (MEX)	2.0L L4 1997cc 121 CID
	2013	BMW 135i M SPORT (MEX)	3.0L V6 2979cc
	2013	BMW X1	3.0L L6 2996cc 183 CID
	2013	BMW X1 SDRIVE 20i COOL ELEG. (MEX)	2.0L L4 1997cc 121 CID
	2013	BMW X1 SDRIVE 20i M SPORT (MEX)	2.0L L4 1997cc 121 CID
	2013	BMW X1 SDRIVE 20i TOP LINE (MEX)	2.0L L4 1997cc 121 CID
	2013	BMW X1 SDRIVE 28i SPORT (MEX)	2.0L L4 1997cc 121 CID
	2013	BMW X1 SDRIVE 28i X LINE (MEX)	2.0L L4 1997cc 121 CID
	2013	BMW X1 XDRIVE 28i M SPORT (MEX)	2.0L L4 1997cc 121 CID
2013	BMW X1 XDRIVE 28i TOP LINE (MEX)	2.0L L4 1997cc 121 CID	
2014	BMW X1	2.0L L4 1997cc 122 CID	
2014	BMW X1 XDRIVE 28i SPORT (MEX)	2.0L L4 1997cc 121 CID	
2014	BMW X1 XDRIVE 28i X LINE (MEX)	2.0L L4 1997cc 121 CID	
USEP8694M	2005	TOYOTA TUNDRA	4.0L V6 3956cc 241 CID
	2005	TOYOTA TUNDRA	4.7L V8 4663cc 285 CID
	2006-2007	TOYOTA SEQUOIA	4.7L V8 4663cc 285 CID
USEP8713M	2002-2004	ACURA RSX	2.0L L4 1998cc 122 CID
USEP8717M	2006-2009	HONDA RIDGELINE	3.5L V6 3471cc
	2007-2008	HONDA RIDGELINE	3.5L V6 3471cc
USEP8720M	2001-2002	ACURA MDX	3.5L V6 3471cc
	2003-2004	HONDA PILOT	3.5L V6 3475cc
USEP8721M	2001	HONDA PASSPORT	3.2L V6 3165cc
	2001	ISUZU RODEO	2.2L L4 2180cc 133 CID
	2001	ISUZU RODEO	3.2L V6 3165cc
	2001	ISUZU RODEO SPORT	3.2L V6 3165cc
	2002	ISUZU AXIOM	3.5L V6 3475cc
USEP8723M	2006-2009	HONDA CIVIC	1.8L L4 1799cc
USEP8727	2007-2008	TOYOTA CAMRY	2.4L L4 2357cc 144 CID
	2007-2008	TOYOTA SOLARA	2.4L L4 2362cc 144 CID
	2009	TOYOTA CAMRY	2.4L L4 2362cc 144 CID
	2010-2011	TOYOTA CAMRY	2.5L L4 2494cc 152 CID
	2010	TOYOTA CAMRY	2.5L L4 2500cc 153 CID
USEP8730M	2006-2011	HYUNDAI ACCENT	1.6L L4 1599cc 98 CID
	2006-2011	KIA RIO	1.6L L4 1599cc 98 CID
	2006-2011	KIA RIO5	1.6L L4 1599cc 98 CID

USMW	Years	Application	Engine
	2006	HYUNDAI ACCENT	1.6L L4 1600cc 98 CID
	2006	HYUNDAI ELANTRA	2.0L L4 1975cc
	2009-2011	HYUNDAI ELANTRA	2.0L L4 1975cc
USEP8743M	2005-2007	NISSAN FRONTIER	2.5L L4 2500cc 153 CID
	2005-2008	NISSAN FRONTIER	4.0L V6 3954cc
	2005	NISSAN PATHFINDER	4.0L V6 3954cc
	2005	NISSAN PATHFINDER	4.0L V6 3954cc
	2005	NISSAN XTERRA	4.0L V6 3954cc
	2006-2007	NISSAN PATHFINDER	4.0L V6 3954cc
	2006-2008	NISSAN FRONTIER PICKUP 2WD (MEX)	2.4L L4 2389cc
	2006-2009	NISSAN XTERRA	4.0L V6 3954cc
	2008-2009	NISSAN FRONTIER	2.5L L4 2500cc 153 CID
	2008-2009	NISSAN PATHFINDER	4.0L V6 3954cc
	2009	NISSAN FRONTIER	4.0L V6 3954cc
	2011-2013	NISSAN FRONTIER XE 2WD (MEX)	2.4L L4 2389cc
	2011-2014	NISSAN FRONTIER LE 2WD (MEX)	2.4L L4 2389cc
	2012	NISSAN FRONTIER PRO-4X 2WD (MEX)	4.0L V6 3954cc
	2012	NISSAN PATHFINDER ADVANCE (MEX)	4.0L V6 3954cc
2012	NISSAN PATHFINDER EXCLUSIVE (MEX)	4.0L V6 3954cc	
2012	NISSAN PATHFINDER SENSE 2WD (MEX)	4.0L V6 3954cc	
USEP8744M	2003	KIA RIO	1.6L L4 1594cc
	2004	KIA RIO	1.6L L4 1594cc
USEP8752M	2007-2009	NISSAN SENTRA	2.0L L4 1997cc 122 CID
	2007-2009	NISSAN SENTRA	2.5L L4 2500cc 153 CID
	2009	NISSAN SENTRA	2.0L L4 1997cc 122 CID
	2010-2012	NISSAN SENTRA CUSTOM (MEX)	2.0L L4 1997cc 121 CID
	2010-2012	NISSAN SENTRA EMOTION (MEX)	2.0L L4 1997cc 121 CID
	2010	NISSAN SENTRA LUXURY (MEX)	2.0L L4 1997cc 121 CID
	2010	NISSAN SENTRA PREMIUM (MEX)	2.0L L4 1997cc 121 CID
	2010	NISSAN SENTRA SE-R (MEX)	2.5L L4 2488cc 152 CID
	2010	NISSAN SENTRA SR (MEX)	2.0L L4 1997cc 121 CID
	2011-2012	NISSAN SENTRA ELITE (MEX)	2.0L L4 1997cc 121 CID
USEP8755M	2010-2012	NISSAN ALTIMA SL (MEX)	2.5L L4 2488cc 152 CID
	2010-2012	NISSAN MAXIMA SPORT (MEX)	3.5L V6 3500cc
	2010	NISSAN MAXIMA TRACKING (MEX)	3.5L V6 3500cc
	2011	NISSAN ALTIMA SL HIGH (MEX)	2.5L L4 2488cc 152 CID
	2012-2013	NISSAN MAXIMA EXCLUSIVE (MEX)	3.5L V6 3498cc 213 CID
	2012-2013	NISSAN MAXIMA SR (MEX)	3.5L V6 3498cc 213 CID
	2013	NISSAN ALTIMA ADVANCE (MEX)	2.5L L4 2488cc 152 CID
	2013	NISSAN ALTIMA EXCLUSIVE (MEX)	3.5L V6 3498cc 213 CID
	2013	NISSAN ALTIMA EXCLUSIVE (MEX)	3.5L V6 3498cc 213 CID
USEP8756M	2005-2009	TOYOTA TACOMA	2.7L L4 2694cc
USEP8757M	2005-2015	TOYOTA TACOMA	4.0L V6 3956cc 241 CID
USEP8765M	2005	AUDI A6 QUATTRO	3.2L V6 3123cc
	2006-2007	AUDI A6 QUATTRO	3.2L V6 3123cc
	2006	AUDI A6 QUATTRO	3.2L V6 3123cc
USEP8778	1985-1986	SAAB 900	2.0L L4 1985cc 121 CID
	1985	SAAB 900	2.0L L4 1985cc 121 CID
	1986-1989	SAAB 900	2.0L L4 1985cc 121 CID
	1987-1988	SAAB 900	2.0L L4 1985cc 121 CID
	1989	SAAB 900	2.0L L4 1985cc 121 CID
USEP8788M	2007-2010	INFINITI QX56	5.6L V8 5552cc 339 CID
	2007-2015	NISSAN ARMADA	5.6L V8 5552cc 339 CID
	2007-2015	NISSAN TITAN	5.6L V8 5552cc 339 CID
	2012-2015	NISSAN ARMADA ADVANCE 2WD (MEX)	5.6L V8 5600cc 342 CID
	2012-2015	NISSAN ARMADA EXCLUSIVE 4WD (MEX)	5.6L V8 5600cc 342 CID
USEP8804	2001	HYUNDAI ELANTRA	2.0L L4 1975cc
	2003	HYUNDAI ELANTRA	2.0L L4 1975cc
	2004-2005	HYUNDAI TIBURON	2.7L V6 2656cc
	2004	HYUNDAI TIBURON	2.0L L4 1975cc
	2005	HYUNDAI TIBURON	2.7L V6 2656cc
	2006-2009	KIA OPTIMA	2.7L V6 2656cc
	2006	HYUNDAI TIBURON	2.7L V6 2656cc
	2007-2008	HYUNDAI TIBURON	2.7L V6 2656cc
	2007-2008	KIA AMANTI	3.8L V6 3778cc 231 CID
	2007-2008	KIA OPTIMA	2.4L L4 2359cc
	2007-2009	KIA RONDO	2.7L V6 2656cc
	2007	HYUNDAI ELANTRA	2.0L L4 1975cc
	2007	HYUNDAI ELANTRA	2.0L L4 1975cc
	2007	KIA SPECTRA	2.0L L4 1975cc

USMW	Years	Application	Engine
USEP8804	2007	KIA SPECTRA5	2.0L L4 1975cc
	2008-2009	KIA SPECTRA	2.0L L4 1975cc
	2008-2009	KIA SPECTRA5	2.0L L4 1975cc
	2008	HYUNDAI ELANTRA	2.0L L4 1975cc
	2008	KIA SPECTRA	2.0L L4 1975cc
	2008	KIA SPECTRA5	2.0L L4 1975cc
	2009	HYUNDAI ELANTRA	2.0L L4 1975cc
	2009	KIA AMANTI	3.8L V6 3778cc 231 CID
	2009	KIA BORREGO	3.8L V6 3778cc 231 CID
	2009	KIA OPTIMA	2.4L L4 2359cc
	2009	KIA OPTIMA	2.7L V6 2656cc
	2009	KIA SPECTRA	2.0L L4 1975cc
	2009	KIA SPECTRA	2.0L L4 1975cc
	2009	KIA SPECTRA5	2.0L L4 1975cc
	USEP8814M	2007-2010	BMW X5
USEP8818	2010-2011	MINI COOPER S (MEX)	3.0L V6 3000cc 181 CID
	2011	MINI COOPER S (MEX)	2.4L L4 2429cc 148 CID
	2011	MINI COOPER S (MEX)	2.4L L4 2360cc 144 CID
USEP8831M	2010-2013	VOLKSWAGEN GOLF SPORTWAGEN (MEX)	2.5L L5 2480cc 151 CID
	2011-2014	VOLKSWAGEN JETTA SPORT (MEX)	2.5L L5 2480cc 151 CID
	2011-2014	VOLKSWAGEN JETTA STYLE (MEX)	2.5L L5 2480cc 151 CID
	2011	VOLKSWAGEN JETTA BICENTENARIO (MEX)	2.5L L5 2480cc 151 CID
	2012-2014	VOLKSWAGEN BEETLE	2.5L L5 2480cc 151 CID
	2012-2014	VOLKSWAGEN BEETLE SPORT (MEX)	2.5L L5 2480cc 151 CID
	2012-2014	VOLKSWAGEN JETTA STYLE ACTIVE (MEX)	2.5L L5 2480cc 151 CID
	2013	VOLKSWAGEN BEETLE FENDER (MEX)	2.5L L5 2480cc 151 CID
	2014	VOLKSWAGEN BEETLE	1.8L L4 1798cc 110 CID
	2014	VOLKSWAGEN BEETLE	2.0L L4 1968cc 120 CID
	2014	VOLKSWAGEN BEETLE	2.0L L4 1984cc 121 CID
	2014	VOLKSWAGEN BEETLE ANIVERSARIO (MEX)	2.5L L5 2480cc 151 CID
	2014	VOLKSWAGEN BEETLE TURBO (MEX)	2.0L L4 1984cc 121 CID
	2014	VOLKSWAGEN BEETLE TURBO R (MEX)	2.0L L4 1984cc 121 CID
	2015	VOLKSWAGEN JETTA COMFORTLINE (MEX)	2.5L L5 2480cc 151 CID
USEP8833M	2004-2005	AUDI A3 QUATTRO (MEX)	3.2L V6 3189cc 195 CID
	2004-2007	AUDI A3 (MEX)	2.0L L4 1984cc 121 CID
	2005-2009	VOLKSWAGEN BORA (MEX)	2.5L L5 2480cc 151 CID
	2006-2007	VOLKSWAGEN GTI	2.0L L4 1984cc 121 CID
	2006-2009	VOLKSWAGEN BORA	2.5L L5 2480cc 151 CID
	2006-2009	VOLKSWAGEN BORA (MEX)	2.0L L4 1984cc 121 CID
	2006	VOLKSWAGEN BORA	2.0L L4 1984cc 121 CID
	2006	VOLKSWAGEN GOLF	1.8L L4 1781cc 109 CID
	2006	VOLKSWAGEN JETTA	2.0L L4 1984cc 121 CID
	2006	VOLKSWAGEN JETTA	2.5L L5 2480cc 151 CID
	2006	VOLKSWAGEN RABBIT	2.5L L5 2480cc 151 CID
	2007-2008	VOLKSWAGEN JETTA	2.0L L4 1984cc 121 CID
	2007	VOLKSWAGEN EOS	2.0L L4 1984cc 121 CID
	2007	VOLKSWAGEN EOS	3.2L V6 3189cc 195 CID
	2007	VOLKSWAGEN JETTA	2.0L L4 1984cc 121 CID
	2007	VOLKSWAGEN JETTA	2.5L L5 2480cc 151 CID
	2007	VOLKSWAGEN RABBIT	2.5L L5 2480cc 151 CID
	2008-2009	AUDI A3 (MEX)	1.4L L4 1368cc 83 CID
	2008-2009	VOLKSWAGEN GTI	2.0L L4 1984cc 121 CID
	2008-2009	VOLKSWAGEN JETTA	2.0L L4 1984cc 121 CID
	2008	AUDI A3	2.0L L4 1984cc 121 CID
	2008	AUDI TT	2.0L L4 1984cc 121 CID
	2008	VOLKSWAGEN GTI	2.0L L4 1984cc 121 CID
	2009	AUDI A3	2.0L L4 1984cc 121 CID
	2009	AUDI TT	2.0L L4 1984cc 121 CID
2010	AUDI A3 ATTRACTION S LINE (MEX)	2.0L L4 1998cc 122 CID	
2010	VOLKSWAGEN BORA	2.5L L5 2480cc 151 CID	
2010	VOLKSWAGEN BORA GLI (MEX)	2.0L L4 1984cc 121 CID	
2010	VOLKSWAGEN BORA STYLE (MEX)	2.5L L5 2480cc 151 CID	
2010	VOLKSWAGEN BORA WOLFSBURG (MEX)	2.5L L5 2480cc 151 CID	
2010	VOLKSWAGEN JETTA CITY (MEX)	2.0L L4 1984cc 121 CID	
2010	VOLKSWAGEN JETTA CLASICO (MEX)	2.0L L4 1984cc 121 CID	
2010	VOLKSWAGEN JETTA EUROPA (MEX)	2.0L L4 1984cc 121 CID	
2010	VOLKSWAGEN JETTA GLI (MEX)	1.8L L4 1781cc 109 CID	
USEP8854	2010-2013	NISSAN ROGUE	2.5L L4 2488cc 152 CID
USEP8855M	2007-2012	NISSAN VERSA	1.8L L4 1798cc 110 CID

USMW	Years	Application	Engine
USEP8874M	2009-2011	NISSAN VERSA	1.6L L4 1598cc 98 CID
	2009-2014	NISSAN CUBE	1.8L L4 1798cc 110 CID
	2010-2012	NISSAN TIIDA PREMIUM (MEX)	1.8L L4 1798cc 110 CID
	2010-2013	NISSAN TIIDA EMOTION (MEX)	1.8L L4 1798cc 110 CID
	2011-2012	NISSAN TIIDA COMFORT (MEX)	1.8L L4 1798cc 110 CID
	2011-2012	NISSAN TIIDA CUSTOM (MEX)	1.8L L4 1798cc 110 CID
	2012	NISSAN VERSA ADVANCE (MEX)	1.6L L4 1597cc 97 CID
	2012	NISSAN VERSA SENSE (MEX)	1.6L L4 1597cc 97 CID
	2013-2014	NISSAN TIIDA SENSE (MEX)	1.8L L4 1798cc 110 CID
	2013-2015	NISSAN TIIDA ADVANCE (MEX)	1.8L L4 1798cc 110 CID
	2013-2015	NISSAN TIIDA DRIVE (MEX)	1.6L L4 1600cc 98 CID
	2013	NISSAN TIIDA SPECIAL EDITION (MEX)	1.8L L4 1798cc 110 CID
	2005-2006	TOYOTA COROLLA	1.8L L4 1794cc
	2005-2006	TOYOTA COROLLA	1.8L L4 1795cc
	2005-2006	TOYOTA MATRIX	1.8L L4 1794cc
2005-2006	TOYOTA MATRIX	1.8L L4 1795cc	
2007-2008	TOYOTA COROLLA	1.8L L4 1794cc	
2007-2008	TOYOTA MATRIX	1.8L L4 1794cc	
USEP8880M	2009	AUDI A5 (MEX)	3.2L V6 3200cc 195 CID
	2012	AUDI A4 SPORT (MEX)	2.0L L4 2000cc 122 CID
	2012	AUDI A4 TRENDY (MEX)	1.8L L4 1781cc 109 CID
USEP9049M	2010-2013	MAZDA 3	2.0L L4 1999cc 122 CID
	2010-2013	MAZDA 3	2.5L L4 2489cc 152 CID
	2012-2013	MAZDA 3 SPORT	2.0L L4 2000cc 122 CID
	2012-2013	MAZDA 3 SPORT	2.5L L4 2488cc 152 CID
	2012-2013	MAZDA MAZDA3 I TOURING (MEX)	2.0L L4 1999cc 122 CID
2013	MAZDA 3	2.0L L4 2000cc 122 CID	
USEP9081M	2008-2011	MERCEDES-BENZ C350	3.5L V6 3498cc 213 CID
	2008-2012	MERCEDES-BENZ C300	3.0L V6 2996cc 183 CID
	2010-2011	MERCEDES-BENZ E350	3.5L V6 3498cc 213 CID
	2010-2011	MERCEDES-BENZ E550	5.5L V8 5461cc 333 CID
	2010-2012	MERCEDES-BENZ GLK350	3.5L V6 3498cc 213 CID
USEP9086	2013	TOYOTA RAV4 LTD PLATINUM 2WD (MEX)	2.5L L4 2500cc 153 CID
	2014-2015	TOYOTA RAV4 LTD PLATINUM AWD (MEX)	2.5L L4 2500cc 153 CID
USEP9100M	2012-2014	NISSAN VERSA	1.6L L4 1598cc 98 CID
USEP9213M	2013-2014	NISSAN SENTRA	1.8L L4 1800cc 110 CID
	2013-2015	NISSAN SENTRA	1.8L L4 1798cc 110 CID
USEP10281M	2003	MERCEDES-BENZ A160	1.6L L4 1598cc 98 CID
USEP10546M	2004-2007	FORD MONDEO	2.5L V6 2540cc 155 CID
	2006-2007	FORD MONDEO	2.0L L4 121 CID
USEP10693M	2009	PEUGEOT 307	2.0L L4 1997cc 122 CID
USEP12001M	1999-2002	DAEWOO LANOS	1.6L L4 1588cc 98 CID
USEP12002M	1999-2002	DAEWOO NUBIRA	2.0L L4 1998cc 122 CID
USEP12003	1993-2004	VOLKSWAGEN SEDAN (MEX)	1.6L H4 1584cc 97 CID
USEP12004	1993-2004	VOLKSWAGEN SEDAN (MEX)	1.6L H4 1584cc 97 CID
USEP12006M	2004-2005	CHEVROLET EXPRESS 1500	5.3L V8 323 CID
	2004-2005	CHEVROLET EXPRESS 2500	4.8L V8 294 CID
	2004-2005	GMC SAVANA 2500	4.8L V8 294 CID
	2004-2005	GMC SAVANA 2500	6.0L V8 5967cc 364 CID
	2004	CHEVROLET EXPRESS 2500	6.0L V8 5967cc 364 CID
	2004	CHEVROLET EXPRESS 3500	6.0L V8 5967cc 364 CID
	2004	GMC SAVANA 3500	4.8L V8 294 CID
	2005-2008	CHEVROLET EXPRESS 1500	4.3L V6 262 CID
	2005	CHEVROLET EXPRESS 2500	4.3L V6 262 CID
	2005	CHEVROLET EXPRESS 2500	6.0L V8 5967cc 364 CID
	2005	CHEVROLET EXPRESS 3500	6.0L V8 5967cc 364 CID
	2005	GMC SAVANA 1500	4.3L V6 262 CID
	2005	GMC SAVANA 2500	4.3L V6 262 CID
	2005	GMC SAVANA 3500	6.0L V8 5967cc 364 CID
	2006-2007	CHEVROLET EXPRESS 1500	5.3L V8 5300cc 325 CID
	2006-2007	CHEVROLET EXPRESS 2500	4.8L V8 294 CID
	2006-2007	CHEVROLET EXPRESS 2500	6.0L V8 5967cc 364 CID
	2006-2007	GMC SAVANA 2500	4.8L V8 294 CID
	2006-2007	GMC SAVANA 2500	6.0L V8 5967cc 364 CID
	2006	CHEVROLET EXPRESS 3500	4.8L V8 294 CID
	2006	CHEVROLET EXPRESS 3500	6.0L V8 5967cc 364 CID
	2006	GMC SAVANA 1500	4.3L V6 262 CID
	2006	GMC SAVANA 3500	4.8L V8 294 CID
	2006	GMC SAVANA 3500	6.0L V8 5967cc 364 CID

USMW	Years	Application	Engine
USEP12006M	2007-2008	GMC SAVANA 1500	4.3L V6 262 CID
	2007	CHEVROLET EXPRESS 3500	4.8L V8 294 CID
	2007	CHEVROLET EXPRESS 3500	6.0L V8 5967cc 364 CID
	2007	GMC SAVANA 1500	5.3L V8 5328cc 325 CID
	2007	GMC SAVANA 3500	4.8L V8 294 CID
	2007	GMC SAVANA 3500	6.0L V8 5967cc 364 CID
	2008	CHEVROLET EXPRESS 2500	4.8L V8 294 CID
	2008	CHEVROLET EXPRESS 2500	6.0L V8 5967cc 364 CID
	2008	CHEVROLET EXPRESS 3500	4.8L V8 294 CID
	2008	CHEVROLET EXPRESS 3500	6.0L V8 5967cc 364 CID
	2008	GMC SAVANA 2500	4.8L V8 294 CID
	2008	GMC SAVANA 2500	6.0L V8 5967cc 364 CID
	2008	GMC SAVANA 3500	4.8L V8 294 CID
	2008	GMC SAVANA 3500	6.0L V8 5967cc 364 CID
USEP12007	1999	CHEVROLET TIGRA	1.6L L4 1598cc 98 CID
	1999	CHEVROLET TIGRA (MEX)	1.6L L4 1600cc 98 CID
USEP12010	1997	CHEVROLET POP (MEX)	1.4L L4 1400cc 85 CID
	2003	CHEVROLET JOY (MEX)	1.6L L4 1600cc 98 CID
USEP12011	1995	CHEVROLET CAVALIER	2.4L L4 2392cc 146 CID
	1999-2002	CHEVROLET CAVALIER	2.2L L4 2190cc 134 CID
USEP12012M	2002	CHEVROLET CORSA	1.4L L4 1389cc 85 CID
	2003	CHEVROLET ASTRA	1.8L L4 1796cc 110 CID
	2009	CHEVROLET CHEVY	1.6L L4 1597cc 97 CID
	2010	CHEVROLET TORNADO	1.8L L4 1796cc 110 CID
USEP12013M	1995-1997	VOLKSWAGEN GOLF	2.0L L4 1984cc 121 CID
USEP12014	1992	NISSAN TSURU (MEX)	1.6L L4 1597cc 97 CID
USEP12016	2001-2002	CHEVROLET S10 P/U 2WD (MEX)	2.2L L4 2200cc 134 CID
	2001-2004	PONTIAC GRAND AM	3.4L V6 3350cc 204 CID
	2001	PONTIAC SUNFIRE	2.4L L4 2392cc 146 CID
USEP12018M	1996	CHEVROLET POP (MEX)	1.4L L4 1400cc 85 CID
USEP12019	2003-2005	mitsubishi MONTERO	3.8L V6 3797cc 230 CID
	2006	MITSUBISHI MONTERO	3.8L V6 3828cc 230 CID
	2007	NISSAN TIIDA (MEX)	1.8L L4 1797cc 110 CID
	2007	NISSAN TIIDA (MEX)	1.8L L4 1800cc 110 CID
	2008-2009	NISSAN TIIDA (MEX)	1.8L L4 1798cc 110 CID
	2010	NISSAN TIIDA COMFORT (MEX)	1.8L L4 1798cc 110 CID
	2010	NISSAN TIIDA CUSTOM (MEX)	1.8L L4 1798cc 110 CID
USEP12020	2001-2004	DODGE ATOS	1.0L L4 1000cc 61 CID
	2001-2004	DODGE ATOS (MEX)	1.0L L4 999cc 61 CID
	2004-2009	PONTIAC MATIZ	1.0L L4 995cc 61 CID
	2004-2009	PONTIAC MATIZ (MEX)	1.0L L4 987cc 60 CID
	2005-2010	DODGE ATOS	1.1L L4 1086cc 66 CID
	2005-2010	DODGE ATOS (MEX)	1.1L L4 1100cc
USEP12021	1999-2002	DAEWOO LEGANZA	2.2L L4 2200cc 134 CID
USEP12022	2002	CHEVROLET MONZA POP (MEX)	1.4L L4 1400cc 85 CID
USEP12024	2001-2004	SEAT TOLEDO (MEX)	1.8L L4 1781cc 109 CID
	2002-2005	SEAT ALHAMBRA (MEX)	2.8L V6 2792cc 170 CID
	2003-2004	VOLKSWAGEN VW VAN (MEX)	1.8L L4 1781cc 109 CID
	2003	SEAT ALHAMBRA (MEX)	1.8L L4 1798cc 110 CID
	2004-2008	SEAT CORDOBA (MEX)	1.6L L4 1600cc 98 CID
	2004-2008	SEAT IBIZA (MEX)	1.6L L4 1600cc 98 CID
	2004	SEAT TOLEDO (MEX)	1.8L L4 1798cc 110 CID
	2005	SEAT ALHAMBRA (MEX)	1.8L L4 1781cc 109 CID
	2005	SEAT IBIZA (MEX)	1.8L L4 1798cc 110 CID
	2006-2007	SEAT LEON (MEX)	2.0L L4 2000cc 122 CID
	2006-2008	SEAT ALTEA (MEX)	2.0L L4 1984cc 121 CID
	2006-2008	SEAT CORDOBA (MEX)	2.0L L4 1984cc 121 CID
	2006-2008	SEAT IBIZA (MEX)	1.8L L4 1781cc 109 CID
	2006	SEAT LEON (MEX)	1.8L L4 1781cc 109 CID
	2006	SEAT TOLEDO (MEX)	2.0L L4 1984cc 121 CID
	2007-2008	SEAT IBIZA (MEX)	2.0L L4 1984cc 121 CID
	2007-2009	VOLKSWAGEN SPORTVAN (MEX)	1.6L L4 1600cc 98 CID
	2007	VOLKSWAGEN GLI (MEX)	2.0L L4 1984cc 121 CID
	2008-2009	VOLKSWAGEN DERBY (MEX)	1.8L L4 1781cc 109 CID
	2008	SEAT LEON (MEX)	2.0L L4 1998cc 122 CID
	2009-2010	VOLKSWAGEN GOL (MEX)	1.6L L4 1600cc 98 CID
2011	VOLKSWAGEN GOL COMFORTLINE (MEX)	1.6L L4 1599cc 98 CID	
USEP12024M	2001-2004	SEAT TOLEDO (MEX)	1.8L L4 1781cc 109 CID
	2001-2006	SEAT LEON (MEX)	1.8L L4 1781cc 109 CID

USMW	Years	Application	Engine
	2002-2005	SEAT ALHAMBRA	2.8L V6 2792cc 170 CID
	2002	VOLKSWAGEN BEETLE	2.0L L4 1984cc 121 CID
	2003	VOLKSWAGEN VAN	1.8L L4 1781cc 109 CID
	2004-2008	SEAT CORDOBA	1.6L L4 1598cc 98 CID
	2004-2008	SEAT IBIZA	1.6L L4 1598cc 98 CID
	2004-2009	VOLKSWAGEN BEETLE	2.0L L4 1984cc 121 CID
	2004	AUDI A3	1.8L L4 1781cc 109 CID
	2005-2009	VOLKSWAGEN VAN	1.8L L4 1781cc 109 CID
	2005	VOLKSWAGEN BEETLE	1.8L L4 1781cc 109 CID
	2005	VOLKSWAGEN JETTA	2.5L L5 2480cc 151 CID
	2006-2008	SEAT CORDOBA	2.0L L4 1984cc 121 CID
	2006-2008	SEAT LEON (MEX)	2.0L L4 1984cc 121 CID
	2006-2009	VOLKSWAGEN BEETLE	2.5L L5 2480cc 151 CID
	2006	SEAT ALTEA	2.0L L4 1984cc 121 CID
	2006	SEAT TOLEDO (MEX)	2.0L L4 1984cc 121 CID
	2007-2008	SEAT IBIZA	2.0L L4 1984cc 121 CID
	2007-2009	VOLKSWAGEN SPORTVAN	1.6L L4 1599cc 98 CID
	2008-2009	VOLKSWAGEN DERBY	1.8L L4 1781cc 109 CID
	2009-2011	VOLKSWAGEN GOL	1.6L L4 1598cc 98 CID
	2011	VOLKSWAGEN JETTA	2.0L L4 1984cc 121 CID
	USEP12026	2000-2002	CHEVROLET JOY (MEX)
2000-2002		CHEVROLET SWING (MEX)	1.6L L4 1600cc 98 CID
2000-2002		CHEVROLET VAGONETA (MEX)	1.6L L4 1600cc 98 CID
2000-2003		CHEVROLET MONZA (MEX)	1.6L L4 1600cc 98 CID
2000		CHEVROLET ASTRA (MEX)	1.8L L4 1780cc
2000		CHEVROLET MILENIO (MEX)	1.6L L4 1600cc 98 CID
2001-2002		RENAULT MEGANE (MEX)	2.0L L4 2000cc 122 CID
2001-2002		RENAULT SCENIC (MEX)	2.0L L4 2000cc 122 CID
2001-2003		CHEVROLET ASTRA (MEX)	1.8L L4 1796cc 110 CID
2001-2003		CHEVROLET ASTRA (MEX)	2.2L L4 2190cc 134 CID
2001-2003		CHEVROLET ZAFIRA (MEX)	1.8L L4 1796cc 110 CID
2002		CHEVROLET CORSA (MEX)	1.4L L4 1389cc 85 CID
2003-2004		CHEVROLET VECTRA (MEX)	2.2L L4 2171cc 132 CID
2003-2004		RENAULT SCENIC (MEX)	2.0L L4 1998cc 122 CID
2003-2005		CHEVROLET MERIVA (MEX)	1.8L L4 1780cc
2003-2008		CHEVROLET CORSA (MEX)	1.8L L4 1780cc
2003		CHEVROLET POP (MEX)	1.6L L4 1600cc 98 CID
2003		CHEVROLET VECTRA (MEX)	3.2L V6 3199cc
2003		RENAULT MEGANE (MEX)	2.0L L4 1998cc 122 CID
2004-2005		CHEVROLET ASTRA (MEX)	2.4L L4 2409cc
2004-2006		CHEVROLET ASTRA (MEX)	2.0L L4 1987cc
2004-2008	CHEVROLET CHEVY C2 (MEX)	1.6L L4 1606cc	
2004	CHEVROLET TORNADO (MEX)	1.8L L4 1780cc	
2004	CHEVROLET VECTRA (MEX)	3.2L V6 3171cc	
2005-2009	CHEVROLET TORNADO (MEX)	1.8L L4 1800cc 110 CID	
2006-2009	DODGE ATTITUDE (MEX)	1.6L L4 1598cc 98 CID	
2009	CHEVROLET CHEVY (MEX)	1.6L L4 1606cc	
2010-2012	CHEVROLET CHEVY (MEX)	1.6L L4 1598cc 98 CID	
2010	CHEVROLET TORNADO 2WD (MEX)	1.8L L4 1796cc 110 CID	
USEP12026M	1998	CHEVROLET CHEVY	1.6L L4 1597cc 97 CID
	1999-2002	CHEVROLET CHEVY	1.6L L4 1597cc 97 CID
	2000-2003	CHEVROLET ASTRA	1.8L L4 1796cc 110 CID
	2001-2002	CHEVROLET ASTRA	2.2L L4 2198cc 134 CID
	2001-2003	RENAULT MEGANE	2.0L L4 1998cc 122 CID
	2001-2004	RENAULT SCENIC (MEX)	2.0L L4 1998cc 122 CID
	2001	CHEVROLET CHEVY	1.4L L4 1389cc 85 CID
	2003-2008	CHEVROLET CORSA	1.8L L4 1796cc 110 CID
	2004-2005	CHEVROLET MERIVA	1.8L L4 1796cc 110 CID
	2004-2005	CHEVROLET TORNADO	1.8L L4 1800cc 110 CID
	2004-2006	CHEVROLET ASTRA	2.0L L4 2000cc 122 CID
2004-2010	CHEVROLET CHEVY	1.6L L4 1597cc 97 CID	
2006-2009	CHEVROLET TORNADO	1.8L L4 1796cc 110 CID	
2006-2009	DODGE ATTITUDE	1.6L L4 1599cc 98 CID	
USEP12027	1999-2003	CHEVROLET CHEVY PICKUP	1.6L L4 1597cc 97 CID
	2000-2004	PEUGEOT 406	2.0L L4 1998cc 122 CID
	2000-2004	PEUGEOT 406 (MEX)	2.0L L4 1998cc 122 CID
	2000-2008	PEUGEOT 206	1.4L L4 1360cc 83 CID
	2000-2008	PEUGEOT 206 (MEX)	1.4L L4 1360cc 83 CID
	2001-2002	PEUGEOT 306 (MEX)	2.0L L4 1998cc 122 CID

USMW	Years	Application	Engine	
USEP12027	2001-2002	RENAULT CLIO (MEX)	1.6L L4 1600cc 98 CID	
	2001-2002	RENAULT CLIO SPORT (MEX)	2.0L L4 2000cc 122 CID	
	2001-2008	PEUGEOT 206	1.6L L4 1587cc 97 CID	
	2001-2008	PEUGEOT 206 (MEX)	1.6L L4 1587cc 97 CID	
	2002-2004	PEUGEOT 406 (MEX)	3.0L V6 2950cc	
	2002-2006	PEUGEOT 607	2.9L V6 2946cc 180 CID	
	2002-2006	PEUGEOT 607 (MEX)	3.0L V6 2950cc	
	2002-2009	RENAULT CLIO	1.6L L4 1598cc 98 CID	
	2002-2010	NISSAN PLATINA (MEX)	1.6L L4 1598cc 98 CID	
	2002	PEUGEOT 406	3.0L V6 2950cc 180 CID	
	2003-2005	PEUGEOT 307	2.0L L4 1997cc 122 CID	
	2003-2005	PEUGEOT 307 (MEX)	2.0L L4 1998cc 122 CID	
	2003-2006	RENAULT CLIO SPORT (MEX)	2.0L L4 1998cc 122 CID	
	2003-2009	RENAULT CLIO (MEX)	1.6L L4 1598cc 98 CID	
	2004-2006	RENAULT KANGOO (MEX)	1.6L L4 1598cc 98 CID	
	2004	PEUGEOT PARTNER (MEX)	1.6L L4 1584cc	
	2004	RENAULT CLIO	2.0L L4 1998cc 122 CID	
	2005-2008	PEUGEOT PARTNER (MEX)	1.6L L4 1587cc 97 CID	
	2007-2008	FIAT GRANDE PUNTO	1.4L L4 1368cc 83 CID	
	2007-2008	FIAT GRANDE PUNTO (MEX)	1.4L L4 1368cc 83 CID	
	2007-2008	FIAT PANDA 2WD (MEX)	1.2L L4 1242cc	
	2007-2009	RENAULT KANGOO (MEX)	1.6L L4 1598cc 98 CID	
	2007	FIAT PANDA 4WD (MEX)	1.2L L4 1242cc	
	2007	FORD FIESTA (MEX)	1.6L L4 1587cc 97 CID	
	2007	PEUGEOT GRAND RAID	1.6L L4 1587cc 97 CID	
	2007	PEUGEOT GRAND RAID (MEX)	1.6L L4 1587cc 97 CID	
	2008	FIAT IDEA	1.8L L4 1796cc 110 CID	
	2008	FIAT IDEA ADVENTURE (MEX)	1.8L L4 1796cc 110 CID	
	USEP12028S	1994-1995	JEEP WRANGLER	2.5L L4 150 CID
		1994-1995	JEEP WRANGLER	4.0L L6 242 CID
USEP12030M	2008	CHEVROLET TORNAO (MEX)	1.8L L4 1800cc 110 CID	
USEP12038M	2008	NISSAN TSURU GS (MEX)	1.6L L4 1597cc 97 CID	
USEP12039M	2008	CHEVROLET AVEO	1.6L L4 1598cc 98 CID	
	2010	CHEVROLET AVEO	1.6L L4 1598cc 98 CID	
	2010	CHEVROLET AVEO (MEX)	1.6L L4 1598cc 98 CID	
	2010	CHEVROLET CRUZE (MEX)	1.8L L4 1796cc 110 CID	
USEP12040M	2006-2009	CHEVROLET OPTRA (MEX)	2.0L L4 2000cc 122 CID	
USEP12044	2008-2009	VOLKSWAGEN CROSSFOX (MEX)	1.6L L4 1600cc 98 CID	
USEP12046	2004-2005	GMC SAVANA 3500	6.0L V8 5967cc 364 CID	
	2004	CHEVROLET EXPRESS 3500	6.0L V8 5967cc 364 CID	
	2004	GMC SAVANA 3500	6.0L V8 5967cc 364 CID	
	2005	CHEVROLET EXPRESS 3500	4.8L V8 294 CID	
	2005	GMC SAVANA 3500	4.8L V8 294 CID	
	2005	GMC SAVANA 3500	4.8L V8 294 CID	
	2006-2008	CHEVROLET EXPRESS 3500	6.0L V8 5967cc 364 CID	
	2006	GMC SAVANA 3500	4.8L V8 294 CID	
	2007-2008	CHEVROLET SILVERADO 1500	4.8L V8 294 CID	
	2007-2008	GMC SAVANA 3500	6.0L V8 5967cc 364 CID	
	2007-2008	GMC SIERRA 1500	4.8L V8 294 CID	
	2007	GMC SIERRA 1500	6.0L V8 5967cc 364 CID	
	2008	CHEVROLET SILVERADO 1500	4.8L V8 294 CID	
	2008	CHEVROLET SILVERADO 1500	6.0L V8 5967cc 364 CID	
	2008	GMC SIERRA 1500	4.8L V8 294 CID	
	2008	GMC SIERRA 1500	6.0L V8 5967cc 364 CID	
	USEP12050M	1998	VOLKSWAGEN BEETLE	2.0L L4 1984cc 121 CID
1999-2000		VOLKSWAGEN BEETLE	1.8L L4 1781cc 109 CID	
1999-2000		VOLKSWAGEN BEETLE	2.0L L4 1984cc 121 CID	
1999-2000		VOLKSWAGEN GOLF	2.0L L4 1984cc 121 CID	
1999-2001		VOLKSWAGEN JETTA	2.8L V6 2792cc 170 CID	
1999		VOLKSWAGEN GOLF	2.0L L4 1984cc 121 CID	
1999		VOLKSWAGEN GOLF	2.8L V6 2792cc 170 CID	
1999		VOLKSWAGEN JETTA	2.0L L4 1984cc 121 CID	
2000-2001		AUDI A3 (MEX)	1.8L L4 1754cc 107 CID	
2000-2001		VOLKSWAGEN DERBY (MEX)	1.8L L4 1780cc	
2000-2001		VOLKSWAGEN GOLF	1.8L L4 1781cc 109 CID	
2000-2001		VOLKSWAGEN GOLF	2.8L V6 2792cc 170 CID	
2000-2001		VOLKSWAGEN JETTA	1.8L L4 1781cc 109 CID	
2000-2003		AUDI A3	1.8L L4 1781cc 109 CID	
2000-2003		VOLKSWAGEN JETTA	2.0L L4 1984cc 121 CID	

USMW	Years	Application	Engine
2000-2007	2000-2007	VOLKSWAGEN DERBY	1.8L L4 1781cc 109 CID
	2000	VOLKSWAGEN GOLF	1.8L L4 1781cc 109 CID
2000	VOLKSWAGEN GOLF	2.0L L4 1984cc 121 CID	
2001-2002	SEAT CORDOBA	1.6L L4 1595cc 97 CID	
2001-2002	SEAT IBIZA (MEX)	1.6L L4 1600cc 98 CID	
2001-2003	VOLKSWAGEN BEETLE	2.0L L4 1984cc 121 CID	
2001-2006	SEAT CORDOBA (MEX)	1.6L L4 1600cc 98 CID	
2001	VOLKSWAGEN BEETLE	1.8L L4 1781cc 109 CID	
2001	VOLKSWAGEN BEETLE	1.8L L4 1781cc 109 CID	
2001	VOLKSWAGEN BEETLE	2.0L L4 1984cc 121 CID	
2001	VOLKSWAGEN GOLF	1.8L L4 1781cc 109 CID	
2001	VOLKSWAGEN JETTA	1.8L L4 1781cc 109 CID	
2002-2003	AUDI A3 (MEX)	1.8L L4 1781cc 109 CID	
2002-2003	VOLKSWAGEN DERBY	2.0L L4 1984cc 121 CID	
2002-2003	VOLKSWAGEN DERBY (MEX)	2.0L L4 1984cc 121 CID	
2002-2003	VOLKSWAGEN GOLF	1.8L L4 1781cc 109 CID	
2002-2003	VOLKSWAGEN GOLF	2.0L L4 1984cc 121 CID	
2002-2003	VOLKSWAGEN GOLF GTI (MEX)	2.0L L4 1984cc 121 CID	
2002-2003	VOLKSWAGEN JETTA	1.8L L4 1781cc 109 CID	
2002-2004	SEAT ALHAMBRA	1.8L L4 1781cc 109 CID	
2002-2004	SEAT ALHAMBRA (MEX)	1.8L L4 1781cc 109 CID	
2002-2004	VOLKSWAGEN BEETLE	1.8L L4 1781cc 109 CID	
2002-2005	SEAT LEON (MEX)	1.8L L4 1781cc 109 CID	
2002-2005	VOLKSWAGEN GOLF	2.8L V6 2792cc 170 CID	
2002-2006	VOLKSWAGEN SHARAN (MEX)	1.8L L4 1781cc 109 CID	
2002-2007	VOLKSWAGEN DERBY (MEX)	1.8L L4 1781cc 109 CID	
2002	VOLKSWAGEN BEETLE	1.8L L4 1781cc 109 CID	
2002	VOLKSWAGEN BEETLE	2.0L L4 1984cc 121 CID	
2002	VOLKSWAGEN JETTA	2.0L L4 1984cc 121 CID	
2002	VOLKSWAGEN JETTA	2.8L V6 2792cc 170 CID	
2002	VOLKSWAGEN JETTA	2.8L V6 2792cc 170 CID	
2003-2005	SEAT CORDOBA	2.0L L4 1984cc 121 CID	
2003-2005	SEAT CORDOBA (MEX)	2.0L L4 1984cc 121 CID	
2003-2005	SEAT TOLEDO (MEX)	1.8L L4 1781cc 109 CID	
2003-2006	SEAT IBIZA (MEX)	2.0L L4 1984cc 121 CID	
2003-2007	VOLKSWAGEN POLO (MEX)	1.6L L4 1596cc 97 CID	
2003-2007	VOLKSWAGEN POLO (MEX)	2.0L L4 1984cc 121 CID	
2003	VOLKSWAGEN BEETLE	1.8L L4 1781cc 109 CID	
2003	VOLKSWAGEN BEETLE	2.0L L4 1984cc 121 CID	
2003	VOLKSWAGEN JETTA	1.8L L4 1781cc 109 CID	
2003	VOLKSWAGEN JETTA	2.8L V6 2792cc 170 CID	
2004-2005	AUDI A3	2.0L L4 1984cc 121 CID	
2004-2005	VOLKSWAGEN GOLF	1.8L L4 1781cc 109 CID	
2004-2005	VOLKSWAGEN JETTA	2.0L L4 1984cc 121 CID	
2004	VOLKSWAGEN BEETLE	2.0L L4 1984cc 121 CID	
2004	VOLKSWAGEN EUROVAN	2.5L L5 2461cc 150 CID	
2004	VOLKSWAGEN GOLF	2.0L L4 1984cc 121 CID	
2004	VOLKSWAGEN GOLF	2.8L V6 2792cc 170 CID	
2004	VOLKSWAGEN GOLF	3.2L V6 3189cc 195 CID	
2004	VOLKSWAGEN JETTA	1.8L L4 1781cc 109 CID	
2004	VOLKSWAGEN JETTA	2.8L V6 2792cc 170 CID	
2005-2006	VOLKSWAGEN GOLF	2.0L L4 1984cc 121 CID	
2005-2009	VOLKSWAGEN LUPO	1.6L L4 1599cc 98 CID	
2005-2009	VOLKSWAGEN LUPO (MEX)	1.6L L4 1600cc 98 CID	
2005	AUDI A3 (MEX)	2.0L L4 1984cc 121 CID	
2005	SEAT ALTEA	2.0L L4 1984cc 121 CID	
2005	SEAT ALTEA (MEX)	2.0L L4 1984cc 121 CID	
2005	VOLKSWAGEN BEETLE	1.8L L4 1781cc 109 CID	
2005	VOLKSWAGEN BEETLE	2.0L L4 1984cc 121 CID	
2005	VOLKSWAGEN JETTA	1.8L L4 1781cc 109 CID	
2006-2008	VOLKSWAGEN BEETLE	2.0L L4 1984cc 121 CID	
2006-2008	VOLKSWAGEN BEETLE (MEX)	2.0L L4 1984cc 121 CID	
2006-2009	VOLKSWAGEN JETTA	2.0L L4 1984cc 121 CID	
2006-2009	VOLKSWAGEN JETTA (MEX)	2.0L L4 1984cc 121 CID	
2006	SEAT CORDOBA	1.6L L4 1598cc 98 CID	
2006	VOLKSWAGEN BEETLE	2.5L L5 2480cc 151 CID	
2006	VOLKSWAGEN GOLF	2.0L L4 1984cc 121 CID	
2007-2009	VOLKSWAGEN BEETLE	2.5L L5 2480cc 151 CID	
2007	VOLKSWAGEN CROSSFOX	1.6L L4 1599cc 98 CID	

USMW	Years	Application	Engine
USEP12050M	2007	VOLKSWAGEN CROSSFOX (MEX)	1.6L L4 1600cc 98 CID
	2009	VOLKSWAGEN JETTA (MEX)	1.8L L4 1781cc 109 CID
	2011	VOLKSWAGEN CLASICO	2.0L L4 1984cc 121 CID
	2011	VOLKSWAGEN CLASICO GL (MEX)	2.0L L4 1984cc 121 CID
	2011	VOLKSWAGEN CLASICO SPORT (MEX)	2.0L L4 1984cc 121 CID
USEP12053M	1998-1999	VOLKSWAGEN POINTER	1.8L L4 1781cc 109 CID
	1998-1999	VOLKSWAGEN POINTER (MEX)	1.8L L4 1781cc 109 CID
	1998-1999	VOLKSWAGEN POINTER P/U (MEX)	1.8L L4 1780cc
	1999	VOLKSWAGEN POINTER TRUCK	1.8L L4 1781cc 109 CID
USEP12056M	2014-2015	VOLKSWAGEN VENTO	1.6L L4 1598cc 98 CID
USEP12057M	2004-2009	AUDI A3 (MEX)	1.8L L4 1781cc 109 CID
	2004	AUDI A3	1.8L L4 1781cc 109 CID
	2005	AUDI A3 (MEX)	2.0L L4 1998cc 122 CID
	2007	AUDI A3	2.0L L4 1984cc 121 CID
	2010-2011	AUDI A3 AMBIENTE (MEX)	1.8L L4 1781cc 109 CID
	2010-2011	AUDI A3 ATTRACTION (MEX)	1.8L L4 1781cc 109 CID
	2010-2011	AUDI A3 SPORTBACK AMBIENTE (MEX)	1.8L L4 1781cc 109 CID
	2010	AUDI A3 100 ANIV (MEX)	1.8L L4 1781cc 109 CID
	2010	AUDI A3 CABRIO (MEX)	1.8L L4 1781cc 109 CID
	2010	AUDI A3 SPORTBACK 100 ANIV (MEX)	1.8L L4 1781cc 109 CID
	USEP12067	1999-2007	VOLKSWAGEN POINTER TRUCK
2000-2002		VOLKSWAGEN POINTER P/U (MEX)	1.8L L4 1780cc
2000-2009		VOLKSWAGEN POINTER	1.8L L4 1781cc 109 CID
2000-2009		VOLKSWAGEN POINTER (MEX)	1.8L L4 1781cc 109 CID
2003-2009		VOLKSWAGEN POINTER P/U (MEX)	1.8L L4 1781cc 109 CID
2004-2005		FIAT PALIO (MEX)	1.6L L4 1596cc 97 CID
2005-2008		FIAT PALIO (MEX)	1.8L L4 1796cc 110 CID
2007-2008		FIAT STRADA	1.8L L4 1796cc 110 CID
USEP12080	2011-2014	NISSAN NP300 2WD (MEX)	2.4L L4 2389cc
	2013-2014	NISSAN NP300 4WD (MEX)	2.4L L4 2389cc
	2013-2014	NISSAN NP300 4WD (MEX)	2.4L L4 2389cc
USEP12083	2004-2005	TOYOTA YARIS (MEX)	1.3L L4 1295cc 79 CID
	2004-2010	TOYOTA HILUX (MEX)	2.7L L4 2694cc
	2006-2007	TOYOTA RAV4	2.4L L4 2362cc 144 CID
	2006-2014	TOYOTA HIACE (MEX)	2.7L L4 2694cc
	2006	TOYOTA YARIS (MEX)	1.5L L4 1497cc
	2007-2009	TOYOTA YARIS	1.5L L4 1497cc
	2007	TOYOTA SIENNA 2WD (MEX)	3.3L V6 3311cc
	2009	TOYOTA RUSH (MEX)	1.5L L4 1497cc
	2010	TOYOTA HIACE DX (MEX)	2.7L L4 2694cc
	2010	TOYOTA HIACE GL (MEX)	2.7L L4 2694cc
	2011-2013	TOYOTA COROLLA XLE (MEX)	1.8L L4 1800cc 110 CID
	2011-2013	TOYOTA COROLLA XRS (MEX)	2.4L L4 2400cc 146 CID
	2011-2014	TOYOTA HILUX 2WD (MEX)	2.7L L4 2694cc
	2011-2014	TOYOTA TACOMA TRD SPORT (MEX)	4.0L V6 4000cc
	2011-2014	TOYOTA TACOMA TRD SPORT (MEX)	4.0L V6 4000cc
	2011-2014	TOYOTA YARIS CORE (MEX)	1.5L L4 1497cc
	2011-2014	TOYOTA YARIS PREMIUM (MEX)	1.5L L4 1497cc
	2011	TOYOTA HIGHLANDER PREMIUM (MEX)	3.5L V6 3499cc
2012	TOYOTA HIACE 2WD (MEX)	2.7L L4 2694cc	
2013	TOYOTA SIENNA CE 2WD (MEX)	3.5L V6 3499cc	
2014	TOYOTA HILUX SR 2WD (MEX)	2.7L L4 2694cc	
USEP12087	2001	FORD COURIER	1.6L L4 1598cc 98 CID
	2002	FORD COURIER	1.6L L4 1598cc 98 CID
	2007-2009	FORD ECOSPORT (MEX)	2.0L L4 1984cc 121 CID
	2011-2012	CHEVROLET TORNADO 2WD (MEX)	1.8L L4 1796cc 110 CID
	2013-2015	CHEVROLET TORNADO 2WD LS (MEX)	1.8L L4 1796cc 110 CID
	2013-2015	CHEVROLET TORNADO 2WD LT (MEX)	1.8L L4 1796cc 110 CID
USEP12095M	1999-2003	CHEVROLET CHEVY PICKUP (MEX)	1.6L L4 1600cc 98 CID
USEP12096M	2007-2009	NISSAN SENTRA	2.0L L4 1997cc 122 CID
	2007-2009	NISSAN SENTRA	2.5L L4 2500cc 153 CID
	2009	NISSAN SENTRA	2.0L L4 1997cc 122 CID
	2009	NISSAN SENTRA	2.0L L4 1997cc 122 CID
USEP12142M	1998-1999	FORD FIESTA	1.3L L4 1299cc 79 CID
USEP12143	2004-2006	CHEVROLET ZAFIRA (MEX)	1.8L L4 1796cc 110 CID
	2006-2008	CHEVROLET MERIVA	1.8L L4 1796cc 110 CID
	2006-2008	CHEVROLET MERIVA (MEX)	1.8L L4 1780cc
	2006	CHEVROLET ASTRA (MEX)	2.4L L4 2409cc
	2007-2008	CHEVROLET ASTRA	1.8L L4 1796cc 110 CID
	2007-2008	CHEVROLET ASTRA	2.0L L4 2000cc 122 CID
	2007-2008	CHEVROLET ASTRA	2.0L L4 2000cc 122 CID

USMW	Years	Application	Engine
	2007-2008	CHEVROLET ASTRA (MEX)	1.8L L4 1796cc 110 CID
	2007-2008	CHEVROLET ASTRA (MEX)	2.0L L4 1998cc 122 CID
USEP12144	2002-2003	ALFA ROMEO 156 (MEX)	2.0L L4 1970cc 120 CID
	2002-2004	ALFA ROMEO 156	2.0L L4 1970cc 120 CID
	2002-2005	ALFA ROMEO 147	2.0L L4 1970cc 120 CID
	2002-2005	ALFA ROMEO 147 (MEX)	2.0L L4 1970cc 120 CID
	2004	ALFA ROMEO 147 (MEX)	2.0L L4 1996cc 122 CID
	2004	ALFA ROMEO 156 (MEX)	2.0L L4 1996cc 122 CID
USEP12147	2007-2008	AUDI A4	1.8L L4 1781cc 109 CID
	2010-2011	AUDI A4	2.0L L4 1984cc 121 CID
USEP12147M	2007-2009	AUDI A4 (MEX)	1.8L L4 1781cc 109 CID
	2008	AUDI A4	1.8L L4 1781cc 109 CID
	2010-2011	AUDI A4 ELITE QUATTRO (MEX)	3.2L V6 3200cc 195 CID
	2010-2011	AUDI A4 LUXURY (MEX)	1.8L L4 1781cc 109 CID
	2010-2011	AUDI A4 LUXURY (MEX)	2.0L L4 1998cc 122 CID
	2010-2011	AUDI A4 LUXURY QUATTRO (MEX)	2.0L L4 1998cc 122 CID
	2010-2011	AUDI A4 SPORT (MEX)	2.0L L4 1998cc 122 CID
	2010-2011	AUDI A4 SPORT QUATTRO (MEX)	2.0L L4 1998cc 122 CID
	2010-2011	AUDI A4 TRENDY (MEX)	1.8L L4 1781cc 109 CID
	2010-2011	AUDI A4 TRENDY (MEX)	2.0L L4 1998cc 122 CID
	2010	AUDI A4	2.0L L4 1984cc 121 CID
	2010	AUDI A4 100 ANIV (MEX)	1.8L L4 1781cc 109 CID
USEP12148M	2011	AUDI A4	1.8L L4 1781cc 109 CID
	2011	AUDI A4	2.0L L4 1984cc 121 CID
	2011	AUDI A4 30 ANIV QUATTRO (MEX)	2.0L L4 1998cc 122 CID
	2011	AUDI A4 QUATTRO	2.0L L4 1984cc 121 CID
	2005-2006	AUDI A6 (MEX)	3.0L V6 2976cc
	2005-2006	AUDI A6 QUATTRO (MEX)	3.0L V6 2976cc
USEP12149	2000	AUDI A8 QUATTRO (MEX)	3.7L V8 3704cc
	2005	AUDI A6	3.0L V6 2950cc
USEP12210S	1996	JEEP CHEROKEE	2.5L L4 150 CID
	1996	JEEP CHEROKEE	4.0L L6 242 CID
USEP12211M	2007-2009	FORD COURIER (MEX)	1.6L L4 1596cc 97 CID
USEP12218M	2008-2009	NISSAN APRIO (MEX)	1.6L L4 1597cc 97 CID
USEP12223	2000-2001	MERCEDES BENZ A160 (MEX)	1.6L L4 1587cc 97 CID
	2000-2001	MERCEDES-BENZ A160	1.6L L4 1598cc 98 CID
	2003	MERCEDES BENZ A160 (MEX)	1.6L L4 1598cc 98 CID
USEP12224	2000-2001	PEUGEOT 406 (MEX)	3.0L V6 2946cc
	2001	PEUGEOT 406	3.0L V6 2950cc 180 CID
	2005	PEUGEOT 406	2.0L L4 1998cc 122 CID
	2005	PEUGEOT 406 (MEX)	2.0L L4 1998cc 122 CID
	2005	PEUGEOT 406 (MEX)	3.0L V6 2950cc
	2006-2009	PEUGEOT 307	2.0L L4 1997cc 122 CID
	2006-2009	PEUGEOT 307 (MEX)	2.0L L4 1998cc 122 CID
USEP12224M	2004	PEUGEOT 206 (MEX)	1.4L L4 1360cc 83 CID
USEP12261M	2004-2010	RENAULT MEGANE II (MEX)	2.0L L4 1998cc 122 CID
	2005-2008	RENAULT SCENIC II (MEX)	2.0L L4 1998cc 122 CID
USEP12263M	2008-2011	NISSAN URVAN	2.5L L4 2488cc 152 CID
	2008-2011	NISSAN URVAN	3.0L L4 3000cc 183 CID
	2008	NISSAN URVAN	2.4L L4 2389cc
	2010	NISSAN URVAN DV (MEX)	2.5L L4 2500cc 153 CID
	2010	NISSAN URVAN GX (MEX)	2.5L L4 2500cc 153 CID
USEP12267M	2008-2011	CHEVROLET CAPTIVA SPORT (MEX)	2.4L L4 2409cc
	2012-2015	CHEVROLET CAPTIVA SPORT LS (MEX)	2.4L L4 2409cc
USEP12268M	2007-2014	TOYOTA AVANZA (MEX)	1.5L L4 1497cc
USEP12271	2011-2012	CHEVROLET SPARK (MEX)	1.2L L4 1200cc
	2011	CHEVROLET AVEO (MEX)	1.6L L4 1598cc 98 CID
	2012-2015	CHEVROLET AVEO LS (MEX)	1.6L L4 1598cc 98 CID
	2012-2015	CHEVROLET AVEO LT (MEX)	1.6L L4 1598cc 98 CID
	2012-2015	CHEVROLET AVEO LTZ (MEX)	1.6L L4 1598cc 98 CID
	2013	CHEVROLET SPARK LTZ (MEX)	1.2L L4 1200cc
	2013	CHEVROLET SPARK LTZ (MEX)	1.2L L4 1200cc
USEP12271M	2011-2013	CHEVROLET SPARK	1.2L L4 1206cc 74 CID
USEP12272	2014	CHEVROLET SPARK BYTE (MEX)	1.2L L4 1200cc
	2014	CHEVROLET SPARK ZMX (MEX)	1.2L L4 1200cc
USEP12272M	2014-2015	CHEVROLET SPARK	1.2L L4 1206cc 74 CID
	2016	CHEVROLET SPARK	1.4L L4 1400cc 85 CID
USEP12273M	2011-2012	CHEVROLET MATIZ (MEX)	1.0L L4 987cc 60 CID
	2013	CHEVROLET MATIZ LS (MEX)	1.0L L4 987cc 60 CID
USEP12276M	2012-2016	NISSAN MARCH	1.6L L4 1598cc 98 CID

UNIVERSAL FUEL PUMP GUIDE

USMW P/N	WIDE OPEN LPH	MAX OUTPUT PRESSURE	VOLTAGE	FUEL COMPATIBILITY	PUMP TYPE
USEP8011	110	5-8	6	DIESEL AND GASOLINE	SOLENOID
USEP8012S	110	5-9	12	DIESEL AND GASOLINE	SOLENOID
USEP8016S	110	2.5-4.5	12	DIESEL AND GASOLINE	SOLENOID
USEP8012SP	110	5-9	12	DIESEL AND GASOLINE	SOLENOID
USEP8016SP	110	2.5-4.5	12	DIESEL AND GASOLINE	SOLENOID
USEP12005	90	4-6	12	DIESEL AND GASOLINE	SOLENOID
USEP12043	110	2.5-4.5	12	DIESEL AND GASOLINE	SOLENOID
USEP12045	110	5-9	12	DIESEL AND GASOLINE	SOLENOID
USEP2182	155	90	12	GASOLINE WITH UP TO 15% ETHANOL	ROTARY-VANE
USEP12217	110	6-7	12	GASOLINE WITH UP TO 15% ETHANOL	ROTARY-VANE
USEP8012HPT	120	5-9	12	GASOLINE WITH UP TO 15% ETHANOL	ROTARY-VANE
USEP8016HPT	120	3-5	12	GASOLINE WITH UP TO 15% ETHANOL	ROTARY-VANE
USEP12065	80	3-5	12	DIESEL AND GASOLINE	ROTARY-VANE
USEP84070	150	4-5.75	12	DIESEL AND GASOLINE	ROTARY-VANE
USEP7153	150	15-18	12	DIESEL AND GASOLINE	ROTARY-VANE



FUEL PUMP CROSS REFERENCE

USMW
Professional Series

OEM	USMW Part Number	OEM	USMW Part Number
ALFA ROMEO		4419 618	USEP7012
60518556	USEP8149	4419 618	USEP7074H
60521992	USEP8149	4419 623	USEP7031
60543481	USEP8149	4443 157	USEP7012
60546091	USEP8149	4495 002	USEP7040
60572050	USEP8149	4495 002	USEP7040M
BMW		4495 088	USEP7000
12 14 7 194 207	USEP8688M	4495 088	USEP7068H
16 11 6 752 626	USEP8412M	4495 132	USEP7029M
16 11 6 755 043	USEP8412M	4495 140	USEP7039M
16 11 6 759 830	USEP8488M	4495 163	USEP7040
16 11 7 159 604	USEP8526M	4495 163	USEP7040M
16 11 7 194 000	USEP8488M	4495 391	USEP7056M
16 14 1 178 751	USEP7334	4637 192	USEP7006A
16 14 1 179 232	USEP7334	4637 192	USEP7072S
16 14 1 179 415	USEP7334	4682 260	USEP7030M
16 14 1 179 415	USEP8141H	4682 761	USEP7030M
16 14 1 179 425	USEP7334	4682 761AB	USEP7030M
16 14 1 179 425	USEP8197H	4723 286	USEP8151
16 14 1 179 427	USEP7334	4728 729	USEP7049M
16 14 1 179 427	USEP8216H	4740 370	USEP7029M
16 14 1 179 710	USEP8132	4742 670	USEP7040
16 14 1 179 992	USEP8138	4742 670	USEP7040M
16 14 1 180 233	USEP3240	4742 671	USEP7040
16 14 1 180 504	USEP8233	4742 671	USEP7040M
16 14 1 181 075	USEP3240	4746 404	USEP8151
16 14 1 181 354	USEP8139	4761 646	USEP7057M
16 14 1 181 354	USEP8234M	4762 405	USEP7050M
16 14 1 182 355	USEP8287	4762 406	USEP7050M
16 14 1 182 786	USEP8233	4762 407	USEP7062M
16 14 1 182 842	USEP8233	4762 408	USEP7062M
16 14 1 182 985	USEP8233	4762 539	USEP7047M
16 14 1 183 009	USEP8278	4762 540	USEP7048M
16 14 1 183 139	USEP8233	4762 964	USEP8229
16 14 1 183 176	USEP8442H	4762 996	USEP7050M
16 14 1 183 687	USEP8233	4773 804	USEP7054M
16 14 1 183 947	USEP8287	4778 112	USEP7076M
16 14 1 183 947	USEP8385	4778 198	USEP7089M
16 14 1 184 022	USEP8138	4778 436	USEP7057M
16 14 6 752 368	USEP8442H	4797 804	USEP7057M
16 14 6 752 499	USEP8233	4797 880	USEP7000
16 14 6 752 499	USEP8416M	4797 880	USEP7068H
16 14 6 756 323	USEP8233	4797 882	USEP7000
16 14 6 758 735	USEP8415M	4797 882	USEP7069H
16 14 6 758 736	USEP8233	4797 885	USEP7012
16 14 6 765 820	USEP8524M	4797 885	USEP7074H
16 14 6 766 942	USEP8233	4797 887	USEP7012
16 14 6 766 942	USEP8416M	4797 887	USEP7071H
16 14 6 768 653	USEP8132	4798 057	USEP7065M
16 14 7 161 387	USEP8139	4798 271	USEP7100M
16 14 7 161 387	USEP8234M	4798 287	USEP7065M
16 14 7 163 298	USEP8688M	4798 292	USEP7086M
CHRYSLER		4798 485	USEP7097M
1760 A049	USEP8456	4798 822	USEP7093M
1760A049	USEP8229	4798 941	USEP7125S
3300 1020	USEP7010	4798 941	USEP8335
4075 445	USEP7000	4856 260	USEP7099M
4075 445	USEP7069H	4856 445	USEP7101M
4203 652	USEP7052	4856 873	USEP8151
4203 941	USEP7071H	4863 888	USEP7086M
4279 296	USEP7071H	4863 888AB	USEP7086M
4279 917	USEP7051S	4864 035AB	USEP7075M
4279 951	USEP7031	4874 172	USEP7103MN
4419 617	USEP7000	4874 172	USEP7154
4419 617	USEP7068H	4874 173	USEP7121M
		4874 173	USEP7154
		4874 173AB	USEP7121M

OEM	USMW Part Number	OEM	USMW Part Number
CHRYSLER (CONT.)		5012 380AD	USEP7154
4874 173AB	USEP7154	5012 951AB	USEP7122M
4882 079	USEP7101M	5012 951AB	USEP7154
4883 029	USEP7100M	5012 951AC	USEP7122M
4897 170AA	USEP7153	5012 951AC	USEP7154
4897 417AA	USEP7097M	5012 952AB	USEP7115M
4897 417AC	USEP7097M	5012 952AB	USEP7154
4897 420AA	USEP7089M	5012 952AC	USEP7115M
4897 420AB	USEP7089M	5012 952AC	USEP7154
4897 424AA	USEP7094M	5012 952AD	USEP7115M
4897 424AB	USEP7094M	5012 952AD	USEP7154
4897 426AB	USEP7093M	5012 953AB	USEP7121M
4897 428AB	USEP7101M	5012 953AB	USEP7154
4897 431AA	USEP7129M	5012 953AC	USEP7121M
4897 431AB	USEP7129M	5012 953AC	USEP7154
4897 493AA	USEP7114M	5012 961AC	USEP7103MN
4897 494AA	USEP7116M	5012 961AC	USEP7154
4897 495AA	USEP7104M	5014 024AA	USEP7054M
4897 495AB	USEP7104M	5014 192AA	USEP7187M
4897 666AA	USEP7138M	5014 318AA	USEP7138M
4897 666AB	USEP7138M	5014 318AB	USEP7138M
4897 666AC	USEP7138M	5014 351AA	USEP7130M
4897 666AF	USEP7138M	5014 351AB	USEP7130M
4897 667AA	USEP7111M	5014 789AB	USEP7123M
4897 667AD	USEP7111M	5014 789AC	USEP7123M
4897 667AD	USEP7138M	5014 789AD	USEP7123M
4897 667AF	USEP7111M	5014 884AA	USEP7116M
4897 668AE	USEP7187M	5014 884AD	USEP7116M
4897 668AF	USEP7187M	5014 884AD	USEP7128M
4897 804AA	USEP7113M	5014 884AE	USEP7128M
4897 804AB	USEP7113M	5014 884AF	USEP7128M
4897 804AC	USEP7113M	5015 553AA	USEP7187M
4897 920AA	USEP7114M	5016 221AA	USEP7152M
4897 920AB	USEP7114M	5017 204AA	USEP7143M
4897 921AA	USEP7116M	5017 204AB	USEP7143M
5003 465AB	USEP7117M	5017 204AC	USEP7143M
5003 465AC	USEP7117M	5017 204AE	USEP7143M
5003 465AD	USEP7117M	5018 056AB	USEP7127M
5003 855AA	USEP7087M	5018 056AC	USEP7127M
5003 860AB	USEP8335	5018 691AA	USEP7141M
5003 861AA	USEP8335	5018 691AB	USEP7141M
5003 867AA	USEP7099M	5018 697AA	USEP7142M
5003 869AA	USEP7125S	5018 873AA	USEP7144M
5003 869AA	USEP8335	5018 873AB	USEP7144M
5003 958AA	USEP7137M	5018 875AA	USEP7146M
5003 958AB	USEP7137M	5018 875AB	USEP7146M
5003 958AC	USEP7137M	5019 003AA	USEP7152M
5003860AA	USEP12028S	5019 003AB	USEP7152M
5003860AB	USEP12028S	5019 600AA	USEP7020
5003861AA	USEP12028S	5069 054AA	USEP7162M
5003861AB	USEP12028S	5069 054AC	USEP7162M
5010 017AA	USEP7123M	5072 763AB	USEP7161M
5010 370AA	USEP7124M	5072 764AB	USEP7160M
5010 370AC	USEP7124M	5080 885AA	USEP7153
5010 370AE	USEP7124M	5083 317AA	USEP7117M
5010 370AF	USEP7124M	5086 278AA	USEP7159M
5012 209AB	USEP7153	5086 280AA	USEP7160M
5012 273AA	USEP7116M	5086 280AB	USEP7160M
5012 273AB	USEP7116M	5086 280AC	USEP7160M
5012 273AC	USEP7116M	5086 286AA	USEP7158M
5012 273AD	USEP7116M	5086 286AB	USEP7158M
5012 380AA	USEP7127M	5086 650AA	USEP7191M
5012 380AA	USEP7154	5086 650AC	USEP7191M
5012 380AB	USEP7127M	5093 135AA	USEP7230
5012 380AB	USEP7154	5093 455AA	USEP7169M
5012 380AD	USEP7127M	5093 455AB	USEP7169M
		5093 455AC	USEP7167M



FUEL PUMP CROSS REFERENCE

USMW
Professional Series

OEM	USMW Part Number	OEM	USMW Part Number
CHRYSLER (CONT.)		5143 579AH	USEP7197M
5093 457AA	USEP7169M	5143 579AH	USEP7206
5093 457AB	USEP7169M	5143 579AI	USEP7197M
5093 788AA	USEP7154	5143 579AI	USEP7206
5093 788AA	USEP7156M	5143 579AJ	USEP7197M
5093 788AB	USEP7154	5143 579AJ	USEP7206
5093 788AB	USEP7156M	5161 335AB	USEP7200M
5093 804AA	USEP7127M	5161 335AB	USEP7207
5093 856AA	USEP7168M	5161 335AC	USEP7200M
5096 149AA	USEP7144M	5161 335AC	USEP7207
5096 149AB	USEP7144M	5161 377AA	USEP7189M
5101 795AA	USEP7142M	5161 377AA	USEP7207
5101 803AA	USEP7194M	5161 377AB	USEP7189M
5101 803AB	USEP7194M	5161 377AB	USEP7207
5101 805AB	USEP7194M	5161 377AC	USEP7189M
5101 805AC	USEP7194M	5161 377AC	USEP7207
5101 830AA	USEP7146M	5161 377AD	USEP7189M
5101 830AB	USEP7146M	5161 377AD	USEP7207
5102 527AA	USEP7162M	5175 966AA	USEP7195M
5102 594AA	USEP8289	5175 966AB	USEP7195M
5103 114AB	USEP7162M	5179 396AA	USEP7184M
5104 694AA	USEP7186M	5183 201AA	USEP7220M
5104 694AB	USEP7186M	5183 201AB	USEP7220M
5104 695AD	USEP7180M	5183 202AA	USEP7220M
5104 696AA	USEP7165M	5183 202AA	USEP8450
5104 696AB	USEP7165M	5183 202AB	USEP7220M
5104 697AA	USEP7170M	5183 202AB	USEP8450
5104 697AB	USEP7170M	5200 4636	USEP7018
5104 698AB	USEP7180M	5200 4641	USEP7018
5104 698AC	USEP7180M	5200 4835	USEP7049M
5114 302AA	USEP7154	5200 4837	USEP7048M
5114 302AA	USEP7185M	5200 5099	USEP7055M
5114 547AB	USEP7190M	5201 7632	USEP7049M
5114 547AB	USEP7206	5201 7634	USEP7047M
5114 547AD	USEP7190M	5201 7635	USEP7048M
5114 547AD	USEP7206	5201 7814	USEP7047M
5114 547AE	USEP7190M	5201 7915	USEP7063M
5114 547AE	USEP7206	5201 7916	USEP7064M
5114 547AF	USEP7190M	5201 8061	USEP7064M
5114 547AF	USEP7206	5201 8387	USEP8229
5119 605AA	USEP7202M	5201 8796	USEP7087M
5119 607AA	USEP7202M	52018390	USEP12028S
5127 562AC	USEP7172M	52018391	USEP12028S
5127 562AC	USEP7221	5210 2862AB	USEP7117M
5134 554AC	USEP7182M	5212 7761	USEP7063M
5134 554AD	USEP7165M	5212 7763	USEP7063M
5134 554AF	USEP7182M	5217 794	USEP7000
5135 549AA	USEP7184M	5217 794	USEP7073S
5135 549AB	USEP7184M	5217 796	USEP7000
5139 031AE	USEP7196M	5217 796	USEP7073S
5139 031AE	USEP7221	5217 852	USEP7012
5140 813AC	USEP7172M	5217 852	USEP7071H
5140 829AB	USEP7199M	5217 856	USEP7012
5140 829AB	USEP7207	5217 856	USEP7074H
5140 829AC	USEP7199M	5217 863	USEP7018
5140 829AC	USEP7207	5217 866	USEP7018
5143 579AB	USEP7197M	5217 891	USEP7018
5143 579AB	USEP7206	5217 988	USEP7030M
5143 579AC	USEP7197M	6800 1958AB	USEP7165M
5143 579AC	USEP7206	6800 3339AB	USEP8450
5143 579AD	USEP7197M	6800 3766AA	USEP7184M
5143 579AD	USEP7206	6800 4095AA	USEP7219M
5143 579AE	USEP7197M	6800 4095AB	USEP7219M
5143 579AE	USEP7206	6800 4518AA	USEP7182M
5143 579AF	USEP7197M	6801 1583AA	USEP7199M
5143 579AF	USEP7206	6801 1583AA	USEP7207
5143 579AF	USEP7206	6801 1609AA	USEP7180M

OEM	USMW Part Number	OEM	USMW Part Number
CHRYSLER (CONT.)		DAEWOO	
6802 2583AA	USEP7197M	96181405	USEP12002
6802 2583AA	USEP7207	96255734	USEP12021
6802 4002AA	USEP7197M	96350587	USEP12001
6802 4002AA	USEP7207	DAIHATSU	
6802 5169AA	USEP7198M	23100-87733-000	USEP8023
6802 5169AA	USEP7206	23210-87601-000	USEP8000
7700 722393	USEP7334	23210-87711-000	USEP8023
8350 2752	USEP7001	23210-87712-000	USEP8023
8350 2778	USEP7001	23220-87701-000	USEP8023
8350 2779	USEP7001	FORD	
8350 2994	USEP7001	1F00-13-350	USEP2068
8350 2995	USEP7001	1F1Z 9H307-EC	USEP2329M
8350 4619	USEP7020	1F1Z 9H307-EC	USEP2497
8350 7019	USEP7018	1F1Z 9H307-GA	USEP2294M
8350 7019AB	USEP7018	1F1Z 9H307-GB	USEP2294M
MB400420	USEP8023	1F2Z 9H307-AA	USEP2290M
MB400670	USEP3222	1L2Z 9H307-KD	USEP2339
MB400671	USEP3222	1L2Z 9H307-KE	USEP2339
MB504841	USEP3222	1L2Z 9H307-LB	USEP2339
MB527115	USEP3222	1L2Z 9H307-LC	USEP2339
MB527444	USEP3222	1L2Z 9H307-LD	USEP2339
MB554100	USEP8023	1L2Z 9H307-MB	USEP2332S
MB597728	USEP8023	1L2Z 9H307-MB	USEP2333
MB598094	USEP3222	1L5Z 9H307-EE	USEP2295M
MB598408	USEP3222	1L5Z 9H307-EF	USEP2295M
MB598409	USEP3222	1L5Z 9H307-FE	USEP2293M
MB598410	USEP3222	1L5Z 9H307-FF	USEP2293M
MB678038	USEP8229	1M5Z 9H307-AA	USEP2448
MB678398	USEP8023	1M5Z 9H307-CA	USEP2299M
MB698857	USEP8229	1M5Z 9H307-CA	USEP2448
MB698858	USEP8119	1R3Z 9H307-AA	USEP2301M
MB831262	USEP8229	1R3Z 9H307-AB	USEP2301M
MB831263	USEP8229	1W1Z 9H307-BC	USEP2375
MB831264	USEP8229	1W1Z 9H307-BD	USEP2375
MB831560	USEP8229	1W1Z 9H307-BG	USEP2375
MB831561	USEP7067S	2C2Z 9H307-AA	USEP2068
MB831561	USEP8229	2C2Z 9H307-AA	USEP2241S
MB831742	USEP8023	2C2Z 9H307-AB	USEP2068
MB845502	USEP8023	2C2Z 9H307-AB	USEP2241S
MB912304	USEP8229	2C2Z 9H307-AB	USEP2068
MB923663	USEP8229	2C2Z 9H307-CB	USEP2239S
MB959847	USEP8229	2C2Z 9H307-CB	USEP2068
MD062978	USEP8000	2C2Z 9H307-DA	USEP2068
MR134804	USEP7081H	2C2Z 9H307-DA	USEP2286S
MR134804	USEP8229	2C2Z 9H307-FA	USEP2068
MR134868	USEP7081H	2C5Z 9H307-CB	USEP2068
MR134868	USEP8229	2C6Z 9H307-AA	USEP2068
MR134901	USEP7082H	2C6Z 9H307-AA	USEP2316S
MR134901	USEP8271	2C6Z 9H307-AB	USEP2068
MR135420	USEP8271	2C6Z 9H307-AB	USEP2316S
MR162453	USEP7080S	2F1Z 9H307-BA	USEP2497
MR162453	USEP8271	2F1Z 9H307-FB	USEP2313M
MR241080	USEP8229	2F1Z 9H307-FB	USEP2314
MR431087	USEP8229	2F2Z 9H307-AB	USEP2290M
MR431088	USEP8456	2F2Z 9H307-AC	USEP2290M
MR508282	USEP8455	2L1Z 9H307-BA	USEP2360M
MR508283	USEP8456	2L1Z 9H307-BF	USEP2360M
MR508284	USEP8455	2L1Z 9H307-BG	USEP2360M
MR508285	USEP8456	2L1Z 9H307-CA	USEP2361M
MR990817	USEP8455	2L1Z 9H307-CG	USEP2361M
MR990818	USEP8456	2L1Z 9H307-CH	USEP2361M
R4495391	USEP7056M	2L2Z 9H307-FA	USEP2348M
R4762541	USEP7064M	2L2Z 9H307-GA	USEP2352M
R4762543	USEP7064M	2L2Z 9H307-GB	USEP2352M
R4778112	USEP7076M	2L2Z 9H307-GC	USEP2352M



FUEL PUMP CROSS REFERENCE

USMW
Professional Series

OEM	USMW Part Number	OEM	USMW Part Number
FORD (CONT.)		3C7Z 9H307-PA	USEP2318
2L2Z 9H307-HA	USEP2332S	3C7Z 9H307-PB	USEP2288M
2L2Z 9H307-HC	USEP2332S	3C7Z 9H307-PB	USEP2318
2L2Z 9H307-HC	USEP2333	3F1Z 9H307-AB	USEP2313M
2L5Z 9H307-AA	USEP2293S	3F1Z 9H307-AB	USEP2314
2L5Z 9H307-AC	USEP2293S	3F1Z 9H307-BB	USEP2330M
2L7Z 9H307-AF	USEP2362M	3F1Z 9H307-BB	USEP2497
2M5Z 9H307-AD	USEP2325M	3F2Z 9H307-AB	USEP2383M
2M5Z 9H307-AD	USEP2386	3F2Z 9H307-AB	USEP2386
3C2Z 9H307-AA	USEP2068	3L2Z 9H307-CB	USEP2351M
3C2Z 9H307-AA	USEP2341S	3L2Z 9H307-CC	USEP2351M
3C2Z 9H307-AB	USEP2068	3L2Z 9H307-DC	USEP2350M
3C2Z 9H307-AB	USEP2341S	3L2Z 9H307-DD	USEP2350M
3C2Z 9H307-BA	USEP2068	3L2Z 9H307-EB	USEP2348M
3C2Z 9H307-BA	USEP2343S	3L2Z 9H307-EC	USEP2348M
3C2Z 9H307-BC	USEP2068	3L2Z 9H307-FB	USEP2353M
3C2Z 9H307-BC	USEP2343S	3L2Z 9H307-FC	USEP2348M
3C2Z 9H307-BD	USEP2068	3L2Z 9H307-FC	USEP2353M
3C2Z 9H307-BD	USEP2343S	3L5Z 9H307-EC	USEP2295M
3C2Z 9H307-CA	USEP2068	3L5Z 9H307-FC	USEP2293M
3C2Z 9H307-CA	USEP2286S	3S4Z 9H307-AB	USEP2368M
3C2Z 9H307-CB	USEP2068	3S4Z 9H307-AB	USEP2369
3C2Z 9H307-CB	USEP2286S	3S4Z 9H307-BC	USEP2326M
3C2Z 9H307-CB	USEP2377	3S4Z 9H307-BC	USEP2386
3C2Z 9H307-DA	USEP2068	3W1Z 9H307-AB	USEP2336S
3C2Z 9H307-DA	USEP2343S	3W1Z 9H307-AB	USEP2337
3C2Z 9H307-DB	USEP2068	3W4Z 9275-AB	USEP2388M
3C2Z 9H307-DB	USEP2286S	3W4Z 9H307-AD	USEP2388M
3C2Z 9H307-DB	USEP2343S	4C2Z 9C407-AA	USEP2340
3C2Z 9H307-DB	USEP2377	4C2Z 9H307-AB	USEP2515
3C3Z 9C407-AB	USEP2340	4C2Z 9H307-BB	USEP2364S
3C3Z 9H307-CA	USEP2314	4C2Z 9H307-BB	USEP2377
3C3Z 9H307-CB	USEP2245M	4C2Z 9H307-CB	USEP2377
3C3Z 9H307-CB	USEP2314	4C2Z 9H307-CB	USEP2437S
3C3Z 9H307-DA	USEP2312	4F1Z 9H307-AB	USEP2314
3C3Z 9H307-DB	USEP2245M	4F1Z 9H307-AB	USEP2435M
3C3Z 9H307-DB	USEP2312	4L2Z 9H307-AC	USEP2358M
3C3Z 9H307-EA	USEP2318	4L2Z 9H307-EA	USEP2439M
3C3Z 9H307-EB	USEP2318	4L3Z 9H307-AF	USEP2434M
3C3Z 9H307-EC	USEP2245M	4L3Z 9H307-BF	USEP2434M
3C3Z 9H307-EC	USEP2318	4L3Z 9H307-CF	USEP2434M
3C3Z 9H307-FC	USEP2245M	4L3Z 9H307-DF	USEP2436M
3C3Z 9H307-FC	USEP2318	4L5Z 9H307-AE	USEP2537M
3C3Z 9H307-GC	USEP2318	4L5Z 9H307-BF	USEP2356M
3C3Z 9H307-GD	USEP2245M	4L5Z 9H307-CF	USEP2363M
3C3Z 9H307-GD	USEP2318	4W1Z 9H307-AA	USEP2337
3C3Z 9H307-HA	USEP2314	4W4Z 9H307-AA	USEP2337
3C3Z 9H307-HB	USEP2245M	4W4Z 9H307-AA	USEP2388M
3C3Z 9H307-HB	USEP2314	5C2Z 9H307-A	USEP2365S
3C3Z 9H307-JA	USEP2312	5C2Z 9H307-A	USEP2515
3C3Z 9H307-JB	USEP2245M	5C2Z 9H307-B	USEP2226
3C3Z 9H307-JB	USEP2312	5C2Z 9H307-B	USEP2364S
3C3Z 9H307-KB	USEP2245M	5C3Z 9H307-A	USEP2226
3C3Z 9H307-KB	USEP2318	5C3Z 9H307-A	USEP2364S
3C3Z 9H307-LA	USEP2312	5C3Z 9H307-AE	USEP2386
3C3Z 9H307-LB	USEP2245M	5C3Z 9H307-B	USEP2366
3C3Z 9H307-LB	USEP2312	5C3Z 9H307-B	USEP2442M
3C3Z 9H307-MA	USEP2280M	5C3Z 9H307-BE	USEP2386
3C3Z 9H307-MB	USEP2245M	5C3Z 9H307-C	USEP2386
3C3Z 9H307-MB	USEP2280M	5C3Z 9H307-CA	USEP2366
3C5Z 9H307-CA	USEP2354M	5C3Z 9H307-CA	USEP2442M
3C7Z 9H307-NA	USEP2287M	5C3Z 9H307-D	USEP2386
3C7Z 9H307-NA	USEP2318	5C3Z 9H307-DA	USEP2386
3C7Z 9H307-NB	USEP2287M	5C5Z 9H307-A	USEP2354M
3C7Z 9H307-NB	USEP2318	5F9Z 9275-AE	USEP2465M
3C7Z 9H307-PA	USEP2288M	5F9Z 9H307-AA	USEP2465M
		5L2Z 9H307-A	USEP2359M

OEM	USMW Part Number	OEM	USMW Part Number
FORD (CONT.)			
5L2Z 9H307-C	USEP2358M	7L3Z 9H307-B	USEP2434M
5L2Z 9H307-EA	USEP2439M	7L3Z 9H307-C	USEP2441M
5L3Z 9H307-AB	USEP2434M	7L3Z 9H307-D	USEP2436M
5L3Z 9H307-BB	USEP2434M	7L3Z 9H307-E	USEP2434M
5L3Z 9H307-CB	USEP2441M	7L3Z 9H307-E	USEP2436M
5L3Z 9H307-DB	USEP2436M	7L3Z 9H307-F	USEP2434M
5L8Z 9H307-A	USEP2314	7L3Z 9H307-G	USEP2436M
5L8Z 9H307-A	USEP2453M	7L3Z 9H307-H	USEP2501M
5L8Z 9H307-B	USEP2386	7L8Z 9H307-B	USEP2314
5L8Z 9H307-B	USEP2440M	7L8Z 9H307-B	USEP2453M
5L8Z 9H307-BD	USEP2453M	7L8Z 9H307-C	USEP2363M
5R3Z 9275-AC	USEP2457M	7L8Z 9H307-C	USEP2386
5W1Z 9H307-AA	USEP2449S	7L8Z 9H307-C	USEP2440M
5W1Z 9H307-AC	USEP2449S	8L3Z 9H307-A	USEP2434M
6C2Z 9C407-AA	USEP2340	8L3Z 9H307-B	USEP2434M
6C2Z 9G282-AA	USEP2340	8L3Z 9H307-C	USEP2441M
6C2Z 9H307-AA	USEP2365S	8L3Z 9H307-D	USEP2436M
6C2Z 9H307-AA	USEP2515	8L3Z 9H307-F	USEP2434M
6C2Z 9H307-BA	USEP2226	8L3Z 9H307-G	USEP2436M
6C2Z 9H307-BA	USEP2364S	8L3Z 9H307-H	USEP2501M
6C2Z 9H307-BA	USEP2377	E0VZ 9350-A	USEP2182
6C2Z 9H307-BA	USEP2377	E0VZ 9350-AA	USEP2182
6C2Z 9H307-CA	USEP2437S	E3AZ 9350-B	USEP2182
6C3Z 9C407-AA	USEP2340	E3FZ 9350-B	USEP2315
6C3Z 9G282-AA	USEP2340	E3UZ 9350-A	USEP2025
6C3Z 9H307-AA	USEP2386	E3UZ 9350-A	USEP2133S
6C3Z 9H307-BA	USEP2226	E3VZ 9350-A	USEP2025
6C3Z 9H307-BA	USEP2364S	E3VZ 9350-AA	USEP2025
6C3Z 9H307-BA	USEP2386	E3ZZ 9350-A	USEP2025
6C3Z 9H307-CA	USEP2366	E4DZ 9350-B	USEP2000
6C3Z 9H307-CA	USEP2442M	E4DZ 9H307-A	USEP2035
6C3Z 9H307-DA	USEP2386	E4DZ 9H307-A	USEP2131S
6E5Z 9H307-F	USEP2459M	E4DZ 9H307-B	USEP2003
6E5Z 9H307-G	USEP2458M	E4DZ 9H307-B	USEP2146S
6F1Z 9H307-A	USEP2314	E4DZ 9H307-E	USEP2035
6F1Z 9H307-A	USEP2435M	E4DZ 9H307-E	USEP2131S
6F1Z 9H307-B	USEP2455M	E4LY 9350-A	USEP2324
6F1Z 9H307-B	USEP2497	E4ZZ 9350-B	USEP2000
6F2Z 9H307-BA	USEP2466M	E55Y 9A407-A	USEP2024
6F9Z 9275-A	USEP2465M	E55Y 9A407-A	USEP2100H
6F9Z 9H307-A	USEP2465M	E55Y 9A407-AA	USEP2024
6G1Z 9H307-A	USEP2467M	E55Y 9A407-AA	USEP2100H
6G1Z 9H307-A	USEP2522	E5RY 9H307-A	USEP2025
6L1Z 9H307-A	USEP2443M	E5SZ 9A407-A	USEP2099M
6L2Z 9H307-A	USEP2454M	E5SZ 9A407-B	USEP2044
6L2Z 9H307-AA	USEP2454M	E5SZ 9A407-B	USEP2084H
6L3Z 9H307-A	USEP2434M	E5TZ 9C407-A	USEP2000
6L3Z 9H307-B	USEP2434M	E5TZ 9C407-B	USEP2054
6L3Z 9H307-C	USEP2441M	E5TZ 9H307-A	USEP2025
6L3Z 9H307-D	USEP2436M	E5TZ 9H307-A	USEP2090S
6L3Z 9H307-E	USEP2436M	E5TZ 9H307-AA	USEP2025
6L5Z 9H307-AA	USEP2537M	E5TZ 9H307-AA	USEP2090S
6L5Z 9H307-BA	USEP2356M	E5TZ 9H307-B	USEP2035
6L5Z 9H307-CA	USEP2363M	E5TZ 9H307-B	USEP2093S
6L8Z 9H307-CA	USEP2363M	E5TZ 9H307-BA	USEP2035
6S4Z 9H307-A	USEP2314	E5TZ 9H307-BA	USEP2093S
6W1Z 9H307-A	USEP2449S	E5TZ 9H307-C	USEP2035
6W1Z 9H307-B	USEP2449S	E5TZ 9H307-C	USEP2148S
6W1Z 9H307-C	USEP2449S	E5TZ 9H307-C	USEP2035
6W1Z 9H307-D	USEP2449S	E5TZ 9H307-CA	USEP2148S
7E5Z 9H307-S	USEP2459M	E5TZ 9H307-D	USEP2035
7L2Z 9H307-A	USEP2454M	E5TZ 9H307-D	USEP2149S
7L2Z 9H307-B	USEP2359M	E5TZ 9H307-DA	USEP2035
7L2Z 9H307-C	USEP2439M	E5TZ 9H307-DA	USEP2149S
7L3Z 9H307-A	USEP2434M	E5TZ 9H307-E	USEP2025
		E5TZ 9H307-E	USEP2091S
		E5TZ 9H307-F	USEP2025



FUEL PUMP CROSS REFERENCE

USMW
Professional Series

OEM	USMW Part Number	OEM	USMW Part Number
FORD (CONT.)		E7TZ 9C407-B	USEP2093S
E5TZ 9H307-F	USEP2128S	E7TZ 9C407-BA	USEP2000
E5TZ 9H307-FA	USEP2025	E7TZ 9C407-BA	USEP2090S
E5TZ 9H307-FA	USEP2128S	E7TZ 9C407-BA	USEP2093S
E5TZ 9H307-J	USEP2036	E7TZ 9H307-A	USEP2008
E5TZ 9H307-J	USEP2095S	E7TZ 9H307-A	USEP2102S
E5TZ 9H307-L	USEP2025	E7TZ 9H307-AA	USEP2008
E5TZ 9H307-L	USEP2088S	E7TZ 9H307-AA	USEP2102S
E5TZ 9H307-LA	USEP2025	E7TZ 9H307-B	USEP2008
E5TZ 9H307-LA	USEP2088S	E7TZ 9H307-B	USEP2103S
E5ZZ 9A407-A	USEP2061	E7TZ 9H307-BA	USEP2008
E5ZZ 9A407-A	USEP2110H	E7TZ 9H307-BA	USEP2103S
E5ZZ 9A407-B	USEP2061	E7TZ 9H307-D	USEP2035
E5ZZ 9A407-B	USEP2110H	E7TZ 9H307-D	USEP2104S
E69Z 9H307-A	USEP2035	E7TZ 9H307-F	USEP2025
E69Z 9H307-B	USEP2035	E7TZ 9H307-F	USEP2143S
E69Z 9H307-G	USEP2002	E7TZ 9H307-FA	USEP2025
E69Z 9H307-G	USEP2080S	E7TZ 9H307-FA	USEP2143S
E6AZ 9350-A	USEP2087H	E7UZ 9C407-A	USEP2000
E6AZ 9350-A	USEP2182	E7UZ 9C407-A	USEP2133S
E6AZ 9350-AA	USEP2087H	E7UZ 9C407-AA	USEP2000
E6AZ 9350-AA	USEP2182	E7UZ 9C407-AA	USEP2133S
E6KZ 9H307-A	USEP2035	E7UZ 9H307-A	USEP2031
E6KZ 9H307-B	USEP2035	E7UZ 9H307-A	USEP2133S
E6KZ 9H307-B	USEP2132S	E83Z 9H307-B	USEP2065
E6LZ 9A407-A	USEP2044	E83Z 9H307-B	USEP2101S
E6LZ 9A407-A	USEP2084H	E83Z 9H307-F	USEP2052
E6LZ 9A407-AA	USEP2044	E89Z 9H307-B	USEP2002
E6LZ 9A407-AA	USEP2084H	E89Z 9H307-B	USEP2080S
E6UZ 9H307-A	USEP2008	E89Z 9H307-BA	USEP2002
E6UZ 9H307-A	USEP2133S	E89Z 9H307-BA	USEP2080S
E6UZ 9H307-AA	USEP2008	E8DZ 9H307-C	USEP2042
E6UZ 9H307-AA	USEP2133S	E8DZ 9H307-C	USEP2076S
E6UZ 9H307-B	USEP2008	E8FZ 9H307-B	USEP2002
E6UZ 9H307-B	USEP2135S	E8FZ 9H307-B	USEP2136S
E6UZ 9H307-BA	USEP2008	E8FZ 9H307-D	USEP2015
E6UZ 9H307-BA	USEP2135S	E8FZ 9H307-D	USEP2082S
E6UZ 9H307-G	USEP2008	E8GY 9350-A	USEP8023
E6UZ 9H307-G	USEP2134S	E8TZ 9A407-A	USEP2000
E6UZ 9H307-H	USEP2008	E8TZ 9H307-A	USEP2036
E6UZ 9H307-H	USEP2133S	E8TZ 9H307-A	USEP2094S
E6UZ 9H307-J	USEP2008	E8TZ 9H307-AA	USEP2036
E6UZ 9H307-J	USEP2135S	E8TZ 9H307-AA	USEP2094S
E6VZ 9350-A	USEP2085H	E8TZ 9H307-B	USEP2036
E6VZ 9350-A	USEP2087H	E8TZ 9H307-B	USEP2095S
E6VZ 9350-A	USEP2182	E8TZ 9H307-BA	USEP2036
E73Z 9H307-A	USEP2015	E8TZ 9H307-BA	USEP2095S
E73Z 9H307-B	USEP2015	E8TZ 9H307-C	USEP2036
E73Z 9H307-B	USEP2081S	E8TZ 9H307-C	USEP2096S
E73Z 9H307-BA	USEP2015	E8TZ 9H307-D	USEP2035
E73Z 9H307-BA	USEP2081S	E8TZ 9H307-D	USEP2104S
E7FZ 9H307-B	USEP2015	E8TZ 9H307-DA	USEP2035
E7FZ 9H307-B	USEP2082S	E8TZ 9H307-DA	USEP2104S
E7FZ 9H307-BA	USEP2015	E8TZ 9H307-E	USEP2036
E7FZ 9H307-BA	USEP2082S	E8TZ 9H307-E	USEP2097S
E7FZ 9H307-D	USEP2002	E8TZ 9H307-EA	USEP2036
E7FZ 9H307-D	USEP2136S	E8TZ 9H307-EA	USEP2097S
E7RY 9350-A	USEP2155	E8TZ 9H307-G	USEP2025
E7RY 9350-A	USEP2155S	E8TZ 9H307-G	USEP2141S
E7RY 9H307-A	USEP2155S	E8TZ 9H307-GA	USEP2025
E7TZ 9C407-A	USEP2000	E8TZ 9H307-GA	USEP2141S
E7TZ 9C407-A	USEP2090S	E8UZ 9H307-E	USEP2008
E7TZ 9C407-AA	USEP2000	E8UZ 9H307-E	USEP2133S
E7TZ 9C407-AA	USEP2090S	E8UZ 9H307-F	USEP2008
E7TZ 9C407-B	USEP2000	E8UZ 9H307-F	USEP2135S
E7TZ 9C407-B	USEP2090S	E8UZ 9H307-FA	USEP2008
		E8UZ 9H307-FA	USEP2135S

OEM	USMW Part Number	OEM	USMW Part Number
FORD (CONT.)		F1UZ 9H307-BA	USEP2025
E8UZ 9H307-G	USEP2008	F1UZ 9H307-BA	USEP2071S
E8UZ 9H307-G	USEP2133S	F1ZZ 9A407-BA	USEP2061
E8UZ 9H307-GA	USEP2008	F1ZZ 9A407-C	USEP2061
E8UZ 9H307-GA	USEP2133S	F1ZZ 9A407-C	USEP2110H
E90Z 9H307-A	USEP2042	F1ZZ 9A407-CA	USEP2061
E90Z 9H307-A	USEP2077S	F1ZZ 9A407-CA	USEP2110H
E92Z 9350-A	USEP8023	F201-13-350F	USEP8023
E92Z 9350-B	USEP8023	F201-13-350H	USEP8023
E92Z 9350-BA	USEP8023	F2G8-13-350A	USEP8023
E9DZ 9H307-A	USEP2001	F2G8-13-350B	USEP8023
E9DZ 9H307-A	USEP2115S	F2G8-13-ZE0	USEP8023
E9DZ 9H307-C	USEP2001	F2TZ 9H307-L	USEP2001
E9DZ 9H307-C	USEP2115S	F2TZ 9H307-L	USEP2144S
E9DZ 9H307-D	USEP2042	F2TZ 9H307-LA	USEP2001
E9DZ 9H307-D	USEP2079S	F2TZ 9H307-LA	USEP2144S
E9FZ 9H307-A	USEP2002	F2VY 9A407-A	USEP2068
E9FZ 9H307-A	USEP2136S	F2VY 9A407-A	USEP2122H
E9SZ 9H307-C	USEP2044	F2VY 9A407-AA	USEP2068
E9SZ 9H307-C	USEP2098S	F2VY 9A407-AA	USEP2122H
E9TZ 9A407-A	USEP2000	F2VZ 9A407-EA	USEP2059
E9TZ 9H307-D	USEP2059	F2VZ 9A407-EA	USEP2059MN
E9TZ 9H307-D	USEP2059MN	F2VZ 9A407-EB	USEP2059
E9TZ 9H307-DA	USEP2059	F2VZ 9A407-EB	USEP2059MN
E9TZ 9H307-DA	USEP2059MN	F32Z 9A407-A	USEP2068
E9UZ 9H307-C	USEP2008	F32Z 9A407-A	USEP2156H
E9UZ 9H307-C	USEP2147S	F32Z 9A407-CC	USEP2068
E9UZ 9H307-CA	USEP2008	F32Z 9A407-CC	USEP2156H
E9UZ 9H307-CA	USEP2147S	F3DZ 9H307-AFFV	USEP2072S
F02Z 9A407-A	USEP2051	F3DZ 9H307-D	USEP2001
F02Z 9A407-AA	USEP2051	F3DZ 9H307-D	USEP2115S
F02Z 9H307-A	USEP2051	F3DZ 9H307-DA	USEP2001
F03Z 9H307-A	USEP2052	F3DZ 9H307-DA	USEP2115S
F03Z 9H307-AA	USEP2052	F3DZ 9H307-E	USEP2042
F0BZ 9350-A	USEP8023	F3DZ 9H307-E	USEP2108S
F0DZ 9H307-A	USEP2042	F3LY 9A407-A	USEP2070H
F0DZ 9H307-A	USEP2108S	F3LY 9A407-B	USEP2070H
F0TZ 9H307-M	USEP2059	F3LY 9A407-BA	USEP2070H
F0TZ 9H307-M	USEP2063M	F3TZ 9A407-A	USEP2059
F0UZ 9H307-A	USEP2008	F3TZ 9A407-A	USEP2059MN
F0UZ 9H307-A	USEP2147S	F42Z 9350-A	USEP2068
F0UZ 9H307-AA	USEP2008	F42Z 9350-A	USEP2156H
F0UZ 9H307-AA	USEP2147S	F43Z 9A407-A	USEP2068
F0VY 9H307-D	USEP2044	F43Z 9A407-AA	USEP2068
F0VY 9H307-D	USEP2123S	F4BZ 9A407-A	USEP2074H
F1JY 9350-A	USEP8023	F4BZ 9A407-A	USEP2111
F1PY 9A407-A	USEP2044	F4BZ 9A407-B	USEP2075H
F1PY 9A407-A	USEP2121H	F4BZ 9A407-B	USEP2111
F1PY 9A407-AA	USEP2044	F4DZ 9350-AFFV	USEP2072S
F1PY 9A407-AA	USEP2121H	F4DZ 9H307-A	USEP2042
F1SZ 9H307-B	USEP2044	F4DZ 9H307-A	USEP2076S
F1SZ 9H307-B	USEP2098S	F4DZ 9H307-AA	USEP2042
F1SZ 9H307-BA	USEP2044	F4DZ 9H307-AA	USEP2076S
F1SZ 9H307-BA	USEP2098S	F4DZ 9H307-AFFV	USEP2072S
F1SZ 9H307-C	USEP2044	F4DZ 9H307-B	USEP2042
F1SZ 9H307-C	USEP2098S	F4DZ 9H307-B	USEP2077S
F1SZ 9H307-CA	USEP2044	F4DZ 9H307-BB	USEP2042
F1SZ 9H307-CA	USEP2098S	F4DZ 9H307-BB	USEP2077S
F1TZ 9H307-D	USEP2002	F4DZ 9H307-CA	USEP2042
F1TZ 9H307-D	USEP2078S	F4DZ 9H307-CA	USEP2108S
F1UZ 9H307-A	USEP2059	F4TZ 9A407-D	USEP2059
F1UZ 9H307-A	USEP2060S	F4TZ 9A407-D	USEP2059MN
F1UZ 9H307-AA	USEP2059	F4TZ 9A407-N	USEP2059
F1UZ 9H307-AA	USEP2060S	F4TZ 9A407-N	USEP2059MN
F1UZ 9H307-B	USEP2025	F4TZ 9A407-P	USEP2059
F1UZ 9H307-B	USEP2071S	F4TZ 9A407-P	USEP2059MN
		F4TZ 9A407-R	USEP2059



FUEL PUMP CROSS REFERENCE

USMW
Professional Series

OEM	USMW Part Number	OEM	USMW Part Number
FORD (CONT.)		F68Z 9A407-AA	USEP2116H
F4TZ 9A407-R	USEP2064MN	F69Z 9H307-AA	USEP2001
F4TZ 9A407-S	USEP2059	F69Z 9H307-AA	USEP2107S
F4TZ 9A407-S	USEP2059MN	F69Z 9H307-AB	USEP2001
F4XY 9A407-A	USEP2067	F69Z 9H307-AB	USEP2107S
F4XY 9A407-A	USEP2114H	F6DZ 9350-CFFV	USEP2154M
F4ZZ 9350-C	USEP2061	F6PZ 9350-FA	USEP2153M
F4ZZ 9350-C	USEP2191H	F6PZ 9350-FA	USEP2303
F4ZZ 9350-D	USEP2061	F6PZ 9350-FB	USEP2153M
F4ZZ 9350-D	USEP2191H	F6PZ 9350-FB	USEP2303
F52Z 9350-AA	USEP2068	F6PZ 9H307-BA	USEP2282M
F52Z 9350-AA	USEP2118H	F6PZ 9H307-BA	USEP2284
F52Z 9350-AB	USEP2068	F6PZ 9H307-BB	USEP2282M
F52Z 9350-AB	USEP2118H	F6PZ 9H307-BB	USEP2284
F57Z 9H307-B	USEP2059	F6PZ 9H307-CA	USEP2220M
F57Z 9H307-B	USEP2059MN	F6PZ 9H307-CA	USEP2284
F57Z 9H307-BA	USEP2059	F6PZ 9H307-CB	USEP2220M
F57Z 9H307-BA	USEP2059MN	F6PZ 9H307-CB	USEP2284
F57Z 9H307-C	USEP2059	F6PZ 9H307-DA	USEP2247M
F57Z 9H307-C	USEP2059MN	F6PZ 9H307-DB	USEP2247M
F57Z 9H307-CA	USEP2059	F6PZ 9H307-EB	USEP2059
F57Z 9H307-CA	USEP2059MN	F6PZ 9H307-EB	USEP2059MN
F57Z 9H307-D	USEP2190S	F6PZ 9H307-EC	USEP2059
F57Z 9H307-D	USEP2379	F6PZ 9H307-EC	USEP2059MN
F57Z 9H307-DA	USEP2190S	F6RZ 9350-AA	USEP2068
F57Z 9H307-DA	USEP2379	F6RZ 9350-AA	USEP2117S
F57Z 9H307-E	USEP2002	F6RZ 9H307-AB	USEP2068
F57Z 9H307-E	USEP2078S	F6RZ 9H307-AB	USEP2117S
F57Z 9H307-EA	USEP2002	F6SZ 9350-AB	USEP2044
F57Z 9H307-EA	USEP2078S	F6SZ 9350-AB	USEP2098S
F57Z 9H307-F	USEP2001	F6SZ 9H307-AB	USEP2044
F57Z 9H307-F	USEP2106S	F6SZ 9H307-AB	USEP2098S
F57Z 9H307-FA	USEP2001	F6TZ 9A407-AA	USEP2059
F57Z 9H307-FA	USEP2106S	F6TZ 9A407-AA	USEP2059MN
F57Z 9H307-J	USEP2181S	F6TZ 9A407-AB	USEP2059
F57Z 9H307-JA	USEP2181S	F6TZ 9A407-AB	USEP2059MN
F58Z 9A407-DA	USEP2068	F6TZ 9A407-BA	USEP2059
F5AZ 9350-A	USEP2113H	F6TZ 9A407-BA	USEP2059MN
F5AZ 9350-A	USEP2378	F6TZ 9A407-BB	USEP2059
F5AZ 9350-AA	USEP2113H	F6TZ 9A407-BB	USEP2059MN
F5AZ 9350-AA	USEP2378	F6TZ 9A407-CA	USEP2059
F5CZ 9350-B	USEP2065	F6TZ 9A407-CA	USEP2064MN
F5CZ 9350-B	USEP2151H	F6TZ 9A407-CC	USEP2059
F5CZ 9350-BA	USEP2065	F6TZ 9A407-CC	USEP2064MN
F5CZ 9350-BA	USEP2151H	F6TZ 9A407-DA	USEP2059
F5SZ 9H307-B	USEP2044	F6TZ 9A407-DA	USEP2059MN
F5SZ 9H307-B	USEP2098S	F6TZ 9A407-DB	USEP2059
F5SZ 9H307-BA	USEP2044	F6TZ 9A407-DB	USEP2059MN
F5SZ 9H307-BA	USEP2098S	F6TZ 9A407-EA	USEP2059
F60Z 9350-AD	USEP2186M	F6TZ 9A407-EA	USEP2059MN
F60Z 9350-AE	USEP2186M	F6TZ 9A407-EB	USEP2059
F60Z 9A407-AF	USEP2186M	F6TZ 9A407-EB	USEP2059MN
F60Z 9H307-AE	USEP2186M	F6TZ 9A407-EB	USEP2059
F67Z 9H307-AA	USEP2059	F6TZ 9A407-KA	USEP2059
F67Z 9H307-AA	USEP2059MN	F6TZ 9A407-KA	USEP2059MN
F67Z 9H307-AC	USEP2059	F6TZ 9A407-KB	USEP2059
F67Z 9H307-AC	USEP2059MN	F6TZ 9A407-KB	USEP2059MN
F67Z 9H307-BA	USEP2059	F6ZZ 9350-AA	USEP2160H
F67Z 9H307-BA	USEP2059MN	F6ZZ 9A407-AC	USEP2160H
F67Z 9H307-BB	USEP2059	F70Z 9350-AA	USEP2187
F67Z 9H307-BB	USEP2059MN	F70Z 9350-AA	USEP2187M
F67Z 9H307-CA	USEP2190S	F70Z 9350-BB	USEP2187M
F67Z 9H307-CA	USEP2379	F70Z 9A407-AB	USEP2187
F67Z 9H307-CB	USEP2190S	F70Z 9A407-AB	USEP2187M
F67Z 9H307-CB	USEP2379	F70Z 9H307-BB	USEP2187M
F67Z 9H307-CB	USEP2379	F75Z 9H307-KC	USEP2158
F68Z 9A407-AA	USEP2044	F75Z 9H307-KC	USEP2201S
		F75Z 9H307-KE	USEP2158

OEM	USMW Part Number	OEM	USMW Part Number
FORD (CONT.)		F7UZ 9H307-AD	USEP2068
F75Z 9H307-KE	USEP2201S	F7UZ 9H307-AD	USEP2209S
F75Z 9H307-LC	USEP2158	F7UZ 9H307-AD	USEP2210S
F75Z 9H307-LC	USEP2201S	F7UZ 9H307-AD	USEP2213S
F75Z 9H307-LE	USEP2158	F7UZ 9H307-AD	USEP2379
F75Z 9H307-LE	USEP2201S	F7UZ 9H307-BC	USEP2206S
F75Z 9H307-MC	USEP2158	F7UZ 9H307-BC	USEP2380
F75Z 9H307-MC	USEP2201S	F7UZ 9H307-BD	USEP2206S
F75Z 9H307-ME	USEP2158	F7UZ 9H307-BD	USEP2380
F75Z 9H307-ME	USEP2201S	F7UZ 9H307-CC	USEP2223S
F78Z 9H307-BA	USEP2199M	F7UZ 9H307-CC	USEP2380
F78Z 9H307-BA	USEP2308	F7UZ 9H307-CD	USEP2223S
F78Z 9H307-BB	USEP2044	F7UZ 9H307-CD	USEP2380
F78Z 9H307-BB	USEP2116H	F7UZ 9H307-DB	USEP2158
F78Z 9H307-BB	USEP2199M	F7UZ 9H307-DB	USEP2224S
F78Z 9H307-BB	USEP2308	F7UZ 9H307-DC	USEP2158
F7AZ 9350-AA	USEP2163H	F7UZ 9H307-DC	USEP2224S
F7AZ 9350-AA	USEP2374	F7UZ 9H307-EB	USEP2068
F7AZ 9350-AB	USEP2222S	F7UZ 9H307-EB	USEP2209S
F7AZ 9350-AB	USEP2375	F7UZ 9H307-EB	USEP2210S
F7AZ 9H307-AE	USEP2163H	F7UZ 9H307-EB	USEP2213S
F7AZ 9H307-AE	USEP2222S	F7UZ 9H307-EB	USEP2379
F7AZ 9H307-AE	USEP2374	F7UZ 9H307-EC	USEP2068
F7AZ 9H307-AE	USEP2375	F7UZ 9H307-EC	USEP2209S
F7CZ 9350-AA	USEP2065	F7UZ 9H307-EC	USEP2210S
F7CZ 9350-AA	USEP2164H	F7UZ 9H307-EC	USEP2213S
F7CZ 9350-AB	USEP2065	F7UZ 9H307-EC	USEP2379
F7CZ 9350-AB	USEP2164H	F7UZ 9H307-FB	USEP2213S
F7DZ 9350-AA	USEP2303	F7UZ 9H307-FB	USEP2379
F7DZ 9H307-AB	USEP2303	F7UZ 9H307-FC	USEP2068
F7DZ 9H307-CFFV	USEP2183M	F7UZ 9H307-FC	USEP2209S
F7DZ 9H307-DB	USEP2303	F7UZ 9H307-FC	USEP2210S
F7DZ 9H307-DFFV	USEP2183M	F7UZ 9H307-FC	USEP2213S
F7DZ 9H307-LB	USEP2185M	F7UZ 9H307-FC	USEP2379
F7DZ 9H307-LB	USEP2284	F81Z 9C407-AA	USEP2236
F7LZ 9H307-AC	USEP2194M	F81Z 9C407-AC	USEP2236
F7PZ 9350-AB	USEP2303	F81Z 9H307-AA	USEP2245M
F7PZ 9350-BA	USEP2165M	F81Z 9H307-AG	USEP2245M
F7PZ 9350-BB	USEP2165M	F81Z 9H307-CA	USEP2245M
F7PZ 9A407-CB	USEP2185M	F81Z 9H307-DA	USEP2245M
F7PZ 9A407-CB	USEP2284	F81Z 9H307-DD	USEP2245M
F7PZ 9H307-BA	USEP2059	F81Z 9H307-EA	USEP2245M
F7PZ 9H307-BA	USEP2059MN	F81Z 9H307-EE	USEP2245M
F7PZ 9H307-BA	USEP2190S	F81Z 9H307-FA	USEP2245M
F7PZ 9H307-BA	USEP2266S	F81Z 9H307-FG	USEP2245M
F7PZ 9H307-BA	USEP2377	F81Z 9H307-HA	USEP2245M
F7PZ 9H307-BA	USEP2379	F81Z 9H307-JA	USEP2245M
F7PZ 9H307-BE	USEP2059	F81Z 9H307-KA	USEP2245M
F7PZ 9H307-BE	USEP2059MN	F81Z 9H307-KE	USEP2245M
F7PZ 9H307-BE	USEP2190S	F85Z 9H307-AA	USEP2221S
F7PZ 9H307-BE	USEP2266S	F85Z 9H307-AA	USEP2379
F7PZ 9H307-BE	USEP2377	F85Z 9H307-AB	USEP2221S
F7PZ 9H307-BE	USEP2379	F85Z 9H307-AB	USEP2379
F7RZ 9H307-GA	USEP2188S	F85Z 9H307-BA	USEP2221S
F7RZ 9H307-GA	USEP2373	F85Z 9H307-BA	USEP2379
F7RZ 9H307-GB	USEP2188S	F85Z 9H307-BB	USEP2221S
F7RZ 9H307-GB	USEP2373	F85Z 9H307-BB	USEP2379
F7RZ 9H307-HA	USEP2188S	F85Z 9H307-CA	USEP2221S
F7RZ 9H307-HA	USEP2373	F85Z 9H307-CA	USEP2379
F7RZ 9H307-HB	USEP2188S	F85Z 9H307-CB	USEP2221S
F7RZ 9H307-HB	USEP2373	F85Z 9H307-CB	USEP2379
F7UZ 9A407-FA	USEP2209S	F87Z 9H307-AA	USEP2068
F7UZ 9A407-FA	USEP2379	F87Z 9H307-AA	USEP2207S
F7UZ 9H307-AC	USEP2209S	F87Z 9H307-AB	USEP2068
F7UZ 9H307-AC	USEP2213S	F87Z 9H307-AB	USEP2207S
F7UZ 9H307-AC	USEP2379	F87Z 9H307-BA	USEP2068
		F87Z 9H307-BA	USEP2207S



FUEL PUMP CROSS REFERENCE

USMW
Professional Series

OEM	USMW Part Number	OEM	USMW Part Number
F87Z 9H307-BB	USEP2068	F8ZZ 9H307-DE	USEP2200M
F87Z 9H307-BB	USEP2207S	F8ZZ 9H307-DF	USEP2200M
F87Z 9H307-CA	USEP2068	XC2Z 9H307-BA	USEP2376
F87Z 9H307-CA	USEP2207S	XC2Z 9H307-BB	USEP2376
F87Z 9H307-CA	USEP2208S	XC3Z 9H307-BA	USEP2245M
F87Z 9H307-CB	USEP2068	XC3Z 9H307-CA	USEP2245M
F87Z 9H307-CB	USEP2207S	XF1Z 9H307-AA	USEP2243M
F87Z 9H307-CB	USEP2208S	XF1Z 9H307-AA	USEP2284
F8CZ 9H307-AJ	USEP2197M	XF1Z 9H307-AB	USEP2243M
F8CZ 9H307-AK	USEP2197M	XF1Z 9H307-AB	USEP2284
F8DZ 9350-BC	USEP2264M	XF1Z 9H307-CA	USEP2242M
F8DZ 9350-BC	USEP2306	XF1Z 9H307-CB	USEP2242M
F8DZ 9H307-AC	USEP2192M	XF1Z 9H307-DA	USEP2243M
F8DZ 9H307-AC	USEP2305	XF1Z 9H307-DA	USEP2284
F8DZ 9H307-AD	USEP2192M	XF1Z 9H307-DA	USEP2243M
F8DZ 9H307-AD	USEP2305	XF1Z 9H307-DB	USEP2284
F8DZ 9H307-BC	USEP2264M	XF1Z 9H307-DB	USEP2243M
F8DZ 9H307-BC	USEP2306	XF1Z 9H307-DB	USEP2284
F8DZ 9H307-BD	USEP2264M	XF2Z 9H307-BA	USEP2248M
F8DZ 9H307-BD	USEP2306	XF2Z 9H307-BA	USEP2284
F8DZ 9H307-CFFV	USEP2204M	XF2Z 9H307-BB	USEP2248M
F8DZ 9H307-DFFV	USEP2204M	XF2Z 9H307-BB	USEP2284
F8DZ 9H307-HB	USEP2198M	XF3Z 9H307-AB	USEP2249M
F8DZ 9H307-HB	USEP2284	XF3Z 9H307-AE	USEP2249M
F8DZ 9H307-HC	USEP2198M	XF5Z 9H307-AD	USEP2319
F8DZ 9H307-HC	USEP2284	XF5Z 9H307-AE	USEP2319
F8PZ 9350-JA	USEP2194M	XL1Z 9H307-AB	USEP2226
F8PZ 9350-JB	USEP2194M	XL1Z 9H307-AB	USEP2297S
F8PZ 9A407-GB	USEP2061	XL1Z 9H307-AC	USEP2226
F8PZ 9A407-GB	USEP2191H	XL1Z 9H307-AC	USEP2297S
F8PZ 9A407-HB	USEP2061	XL1Z 9H307-AC	USEP2226
F8PZ 9A407-HB	USEP2191H	XL1Z 9H307-BB	USEP2226
F8RZ 9350-AA	USEP2227S	XL1Z 9H307-BB	USEP2297S
F8RZ 9350-AA	USEP2372	XL1Z 9H307-BC	USEP2226
F8RZ 9H307-AB	USEP2188S	XL1Z 9H307-BC	USEP2297S
F8RZ 9H307-AB	USEP2373	XL1Z 9H307-BC	USEP2226
F8RZ 9H307-AC	USEP2188S	XL1Z 9H307-CB	USEP2297S
F8RZ 9H307-AC	USEP2373	XL1Z 9H307-CB	USEP2226
F8RZ 9H307-AE	USEP2227S	XL1Z 9H307-CC	USEP2226
F8RZ 9H307-AE	USEP2372	XL1Z 9H307-CC	USEP2297S
F8RZ 9H307-BB	USEP2227S	XL1Z 9H307-DA	USEP2253S
F8RZ 9H307-BB	USEP2372	XL1Z 9H307-DA	USEP2254
F8RZ 9H307-BC	USEP2188S	XL1Z 9H307-DB	USEP2253S
F8RZ 9H307-BC	USEP2373	XL1Z 9H307-DC	USEP2253S
F8RZ 9H307-BD	USEP2188S	XL1Z 9H307-DC	USEP2254
F8RZ 9H307-BD	USEP2373	XL1Z 9H307-FB	USEP2253S
F8RZ 9H307-BE	USEP2227S	XL1Z 9H307-FB	USEP2254
F8RZ 9H307-BE	USEP2372	XL1Z 9H307-FC	USEP2253S
F8XZ 9H307-BA	USEP2067	XL1Z 9H307-FC	USEP2254
F8XZ 9H307-BB	USEP2067	XL2Z 9H307-AA	USEP2296S
F8XZ 9H307-CA	USEP2067	XL2Z 9H307-AA	USEP2377
F8XZ 9H307-CB	USEP2067	XL2Z 9H307-AJ	USEP2296S
F8XZ 9H307-DA	USEP2067	XL2Z 9H307-AJ	USEP2332S
F8XZ 9H307-DB	USEP2067	XL2Z 9H307-AJ	USEP2333
F8XZ 9H307-EA	USEP2067	XL2Z 9H307-AK	USEP2377
F8XZ 9H307-EB	USEP2067	XL2Z 9H307-AK	USEP2190S
F8XZ 9H307-EC	USEP2067	XL2Z 9H307-AK	USEP2296S
F8XZ 9H307-FA	USEP2067	XL2Z 9H307-AK	USEP2377
F8XZ 9H307-FA	USEP2114H	XL2Z 9H307-AL	USEP2379
F8XZ 9H307-FB	USEP2067	XL2Z 9H307-AL	USEP2190S
F8XZ 9H307-FB	USEP2114H	XL2Z 9H307-AL	USEP2296S
F8ZZ 9H307-AD	USEP2218M	XL2Z 9H307-AL	USEP2332S
F8ZZ 9H307-AE	USEP2218M	XL2Z 9H307-AL	USEP2333
F8ZZ 9H307-BD	USEP2200M	XL2Z 9H307-AL	USEP2377
F8ZZ 9H307-BE	USEP2200M	XL2Z 9H307-AL	USEP2379
F8ZZ 9H307-CE	USEP2218M	XL2Z 9H307-DA	USEP2296S
F8ZZ 9H307-CF	USEP2218M	XL2Z 9H307-DA	USEP2377
		XL3Z 9H307-AA	USEP2237S
		XL3Z 9H307-AA	USEP2377
		XL3Z 9H307-AB	USEP2237S
		XL3Z 9H307-AB	USEP2377

OEM	USMW Part Number	OEM	USMW Part Number
FORD (CONT.)		YF1Z 9H307-BD	USEP2284
XL3Z 9H307-AB	USEP8229	YF1Z 9H307-EE	USEP2285M
XL3Z 9H307-BA	USEP2237S	YF1Z 9H307-EG	USEP2285M
XL3Z 9H307-BA	USEP2377	YFTT-13-35X	USEP2291M
XL3Z 9H307-BB	USEP2237S	YL5Z 9H307-AA	USEP2258
XL3Z 9H307-BB	USEP2377	YL5Z 9H307-AA	USEP2267S
XL3Z 9H307-BB	USEP8229	YL5Z 9H307-AD	USEP2258
XL3Z 9H307-CA	USEP2237S	YL5Z 9H307-AD	USEP2267S
XL3Z 9H307-CA	USEP2377	YL5Z 9H307-BA	USEP2258
XL3Z 9H307-CB	USEP2237S	YL5Z 9H307-BA	USEP2267S
XL3Z 9H307-CB	USEP2377	YL5Z 9H307-BA	USEP2277S
XL3Z 9H307-CB	USEP8229	YL5Z 9H307-BD	USEP2258
XL3Z 9H307-DA	USEP2237S	YL5Z 9H307-BD	USEP2267S
XL3Z 9H307-DA	USEP2377	YL5Z 9H307-BD	USEP2277S
XL3Z 9H307-DB	USEP2237S	YL5Z 9H307-CA	USEP2258
XL3Z 9H307-DB	USEP2377	YL5Z 9H307-CA	USEP2267S
XL3Z 9H307-EA	USEP2237S	YL5Z 9H307-CD	USEP2258
XL3Z 9H307-EA	USEP2377	YL5Z 9H307-CD	USEP2267S
XL3Z 9H307-EB	USEP2237S	YL5Z 9H307-DC	USEP2226
XL3Z 9H307-EB	USEP2377	YL5Z 9H307-DC	USEP2269S
XL3Z 9H307-FA	USEP2237S	YL5Z 9H307-DF	USEP2226
XL3Z 9H307-FA	USEP2377	YL5Z 9H307-DF	USEP2269S
XL3Z 9H307-FB	USEP2237S	YL5Z 9H307-EC	USEP2068
XL3Z 9H307-FB	USEP2377	YL5Z 9H307-EC	USEP2278S
XL3Z 9H307-GA	USEP2265S	YL5Z 9H307-EF	USEP2068
XL3Z 9H307-GB	USEP2265S	YL5Z 9H307-EF	USEP2278S
XL5Z 9H307-DA	USEP2226	YL5Z 9H307-FC	USEP2068
XL5Z 9H307-DA	USEP2261S	YL5Z 9H307-FC	USEP2270S
XL5Z 9H307-DG	USEP2226	YL5Z 9H307-FF	USEP2068
XL5Z 9H307-DG	USEP2261S	YL5Z 9H307-FF	USEP2270S
XL5Z 9H307-EA	USEP2226	YL8Z 9H307-AA	USEP2291M
XL5Z 9H307-EA	USEP2261S	YL8Z 9H307-AE	USEP2291M
XL5Z 9H307-EG	USEP2226	YL8Z 9H307-AF	USEP2291M
XL5Z 9H307-EG	USEP2261S	YL8Z 9H307-AG	USEP2291M
XL5Z 9H307-FA	USEP2226	YL8Z 9H307-BA	USEP2291M
XL5Z 9H307-FA	USEP2261S	YL8Z 9H307-BB	USEP2291M
XL5Z 9H307-FG	USEP2226	YS4Z 9H307-EA	USEP2299M
XL5Z 9H307-FG	USEP2261S	YS4Z 9H307-EA	USEP2448
XR3Z 9H307-AD	USEP2244M	YW4Z 9275-BC	USEP2322M
XR3Z 9H307-AE	USEP2244M	YW4Z 9H307-BB	USEP2274M
XS2Z 9H307-AA	USEP2227S	YW4Z 9H307-BB	USEP2314
XS2Z 9H307-AA	USEP2372	YW4Z 9H307-BB	USEP2322M
XS2Z 9H307-CA	USEP2227S	GENERAL MOTORS	
XS2Z 9H307-CA	USEP2372	10337590	USEP3579M
XS4Z 9H307-AA	USEP2246M	10339526	USEP3579M
XS4Z 9H307-AB	USEP2246M	10374394	USEP3592M
XW1Z 9H307-AB	USEP2272S	10376291	USEP3591M
XW1Z 9H307-AB	USEP2374	10378485	USEP3626M
XW1Z 9H307-AG	USEP2272S	10388378	USEP3692M
XW1Z 9H307-AG	USEP2374	10388379	USEP3605M
XW4Z 9H307-AA	USEP2274M	10388880	USEP3507M
YC2Z 9H307-AA	USEP2286S	15018546	USEP3540
YC2Z 9H307-AA	USEP2377	15049578	USEP3559M
YC2Z 9H307-BA	USEP2286S	15049579	USEP3560M
YC2Z 9H307-BA	USEP2377	15050444	USEP3549M
YC2Z 9H307-BB	USEP2286S	15073337	USEP3527M
YC2Z 9H307-BB	USEP2377	15077623	USEP3549M
YC2Z 9H307-CA	USEP2286S	15127827	USEP3703M
YC2Z 9H307-CA	USEP2377	15129825	USEP3527M
YF1Z 9H307-AA	USEP2283M	15146374	USEP3626M
YF1Z 9H307-AA	USEP2284	15161174	USEP3526
YF1Z 9H307-AC	USEP2283M	15173399	USEP3572M
YF1Z 9H307-AC	USEP2284	15205623	USEP3500M
YF1Z 9H307-BA	USEP2283M	15205630	USEP3572M
YF1Z 9H307-BA	USEP2284	15240786	USEP8200
YF1Z 9H307-BD	USEP2283M	15245457	USEP3590M



FUEL PUMP CROSS REFERENCE

USMW
Professional Series

OEM	USMW Part Number	OEM	USMW Part Number
GENERAL MOTORS (CONT.)			
15263190	USEP3709M	19149684	USEP3579M
15295456	USEP3737M	19149687	USEP3579M
15754298	USEP3540	19149689	USEP3579M
15821962	USEP3526	19149713	USEP3679M
15850486	USEP3715M	19150401	USEP3526
15867656	USEP3626M	19150402	USEP3526
15867657	USEP3626M	19151141	USEP3692M
15918383	USEP3723M	19151143	USEP3605M
15947445	USEP3732M	19151144	USEP3692M
19121352	USEP3717M	19151519	USEP3701M
19121626	USEP3500M	19152153	USEP3674M
19121627	USEP3501M	19152155	USEP3574M
19121628	USEP3508M	19152157	USEP3584M
19121636	USEP3599M	19152169	USEP3526
19122012	USEP3688M	19152213	USEP3684M
19122089	USEP3978M	19152214	USEP3684M
19122168	USEP3937M	19152995	USEP3679M
19122340	USEP3679M	19152997	USEP3700M
19133425	USEP3579M	19153005	USEP3615M
19133430	USEP3579M	19153039	USEP3678M
19133432	USEP3579M	19153042	USEP3678M
19133439	USEP3579M	19153045	USEP3583M
19133441	USEP3579M	19153049	USEP3717M
19133449	USEP3609M	19153052	USEP3709M
19133450	USEP3609M	19153056	USEP3681M
19133452	USEP3604M	19153374	USEP3707M
19133453	USEP3604M	19153716	USEP3509M
19133455	USEP3609M	19153718	USEP3510M
19133456	USEP3609M	19153719	USEP3522M
19133459	USEP3604M	19153724	USEP3313
19133462	USEP3616M	19153724	USEP3918M
19133464	USEP3616M	19153724	USEP3921M
19133465	USEP3616M	19153725	USEP3936M
19133466	USEP3526	19153726	USEP3935M
19133468	USEP3702M	19153727	USEP3912M
19133469	USEP3702M	19167115	USEP3688M
19133472	USEP3702M	19167467	USEP3609M
19133474	USEP3675M	19167468	USEP3609M
19133475	USEP3675M	19167470	USEP3604M
19133480	USEP3684M	19167471	USEP3604M
19133481	USEP3684M	19167474	USEP3609M
19133483	USEP8200	19167480	USEP3702M
19133486	USEP3526	19167483	USEP3702M
19133487	USEP3526	19167485	USEP8200
19133489	USEP3526	19167488	USEP3675M
19133491	USEP3617M	19167489	USEP3675M
19133502	USEP3681M	19167492	USEP3616M
19133505	USEP3682M	19167494	USEP3616M
19133508	USEP3583M	19167495	USEP3616M
19133516	USEP3678M	19167497	USEP3587M
19133531	USEP3688M	19167498	USEP3587M
19133543	USEP3706M	19167710	USEP3706M
19133544	USEP3706M	19167711	USEP3706M
19133546	USEP3705M	19168097	USEP3747M
19133578	USEP3705M	19168127	USEP3581M
19133580	USEP3679M	19168418	USEP3705M
19133582	USEP3679M	19168419	USEP3705M
19133584	USEP3700M	19168521	USEP3715M
19133588	USEP8200	19168775	USEP3610M
19133596	USEP3587M	19169293	USEP3723M
19133598	USEP3587M	19169381	USEP3521M
19148812	USEP3526	19177220	USEP3992M
19149227	USEP3579M	19177221	USEP3542M
19149556	USEP3702M	19177222	USEP3519M
19149559	USEP3702M	19177226	USEP3947M
		19177227	USEP3963M
		19177228	USEP3994M

OEM	USMW Part Number	OEM	USMW Part Number
GENERAL MOTORS (CONT.)			
19177231	USEP3967M	19180115	USEP3518M
19177232	USEP3371M	19180115	USEP3533M
19177232	USEP3966M	19180115	USEP3538M
19177234	USEP3966M	19180117	USEP3518M
19177236	USEP3996M	19180118	USEP3372M
19177237	USEP3369M	19180119	USEP3372M
19177238	USEP3952M	19180120	USEP3976M
19177240	USEP3962M	19180121	USEP3976M
19177242	USEP3956M	19180124	USEP3539M
19177256	USEP3954M	19180125	USEP3552M
19177259	USEP3943M	19180126	USEP3552M
19177264	USEP3971M	19181827	USEP3605M
19177272	USEP3500M	19206532	USEP3747M
19179477	USEP3512M	19206564	USEP8200
19179478	USEP3513M	19207716	USEP3581M
19179480	USEP3553M	19207718	USEP3560M
19179492	USEP3971M	19207848	USEP8200
19179493	USEP3563M	19256523	USEP3626M
19179494	USEP3566M	21015072	USEP3545
19179495	USEP3566M	21015072	USEP3944M
19179523	USEP3907	21015152	USEP3545
19179524	USEP3908	21015152	USEP3951M
19179525	USEP3907	21015329	USEP3905M
19179527	USEP3983S	21015330	USEP3905M
19179528	USEP3924M	22631715	USEP3507M
19179529	USEP3949S	22672353	USEP3557M
19179530	USEP3961S	22683260	USEP3507M
19179566	USEP8200	22699047	USEP3557M
19179591	USEP3992M	22710031	USEP3557M
19179593	USEP3971M	22710504	USEP3626M
19179595	USEP3551M	22716735	USEP3585M
19179596	USEP3530M	22717995	USEP3591M
19179597	USEP3534M	22728631	USEP3592M
19179597	USEP3972M	22734856	USEP3590M
19179615	USEP3925M	25028220	USEP3906
19179616	USEP3920M	25028220	USEP3917M
19179617	USEP3938M	25028422	USEP3307
19179618	USEP3922M	25028422	USEP3916M
19179619	USEP3927M	25028581	USEP3313
19179620	USEP3995M	25028581	USEP3918M
19179622	USEP3928M	25028725	USEP3904
19179627	USEP3950M	25028733	USEP3307
19179818	USEP3591M	25028921	USEP3313
19179819	USEP3591M	25028921	USEP3917M
19179979	USEP3307	25028921	USEP3918M
19179979	USEP3916M	25029709	USEP3912M
19179982	USEP3913M	25029982	USEP3913M
19179984	USEP3923M	25115097	USEP3902
19180091	USEP3940M	25115110	USEP3903
19180094	USEP3939M	25115224	USEP3158
19180094	USEP3979M	25115462	USEP3902
19180098	USEP3941M	25115463	USEP3212
19180099	USEP3556M	25115466	USEP3240
19180101	USEP3554M	25115689	USEP3240
19180102	USEP8200	25115764	USEP3212
19180103	USEP3974M	25115951	USEP3212
19180104	USEP3974M	25115981	USEP3212
19180105	USEP3978M	25116053	USEP3210
19180106	USEP3980M	25116144	USEP3222
19180107	USEP3537M	25116156	USEP3240
19180109	USEP3542M	25116161	USEP3240
19180110	USEP3601M	25116162	USEP3240
19180114	USEP3532M	25116163	USEP3210
19180114	USEP3535M	25116164	USEP3211
19180114	USEP3536M	25116167	USEP3240
		25116208	USEP3212
		25116209	USEP3212

CROSS REFERENCE



FUEL PUMP CROSS REFERENCE

USMW
Professional Series

OEM	USMW Part Number	OEM	USMW Part Number
GENERAL MOTORS (CONT.)		25176865	USEP3500M
25116280	USEP3901	25177690	USEP8023
25116281	USEP3900	25178123	USEP3969M
25116285	USEP3212	25178124	USEP3965M
25116286	USEP3212	25178125	USEP3968M
25116296	USEP3240	25178145	USEP3982M
25116525	USEP3265	25178729	USEP3943M
25116526	USEP3265	25178730	USEP3952M
25116527	USEP3212	25178731	USEP3953M
25116562	USEP3212	25178732	USEP3954M
25116588	USEP3268	25178736	USEP3940M
25116881	USEP3271	25178846	USEP3949S
25117021	USEP3305	25179344	USEP3978M
25117081	USEP3290	25179345	USEP3979M
25117203	USEP3298	25179749	USEP3919M
25117264	USEP3270	25180273	USEP3980M
25117339	USEP3285	25312608	USEP3948M
25117340	USEP3309	25312959	USEP3932M
25117380	USEP3222	25312959	USEP3933
25117387	USEP3298	25314319	USEP3962M
25117453	USEP3210	25314321	USEP3947M
25117454	USEP3210	25314323	USEP3947M
25117502	USEP3210	25314325	USEP3963M
25160330	USEP3907	25314327	USEP3972M
25160334	USEP3908	25314329	USEP3534M
25160338	USEP3907	25314333	USEP3994M
25161064	USEP3919M	25314335	USEP3956M
25161821	USEP3290	25314337	USEP3957M
25162246	USEP3922M	25314339	USEP3957M
25162373	USEP3978M	25314341	USEP3967M
25163021	USEP3914M	25314352	USEP3966M
25163219	USEP3921M	25314353	USEP3971M
25163463	USEP3210	25314356	USEP3966M
25163464	USEP3270	25314357	USEP3971M
25163468	USEP3265	25314609	USEP3935M
25163472	USEP3212	25314655	USEP3501M
25163473	USEP3270	25315983	USEP3509M
25163486	USEP3923M	25316320	USEP3369M
25163487	USEP3920M	25317743	USEP3542M
25163488	USEP3929M	25317746	USEP3511M
25163489	USEP3925M	25317747	USEP3996M
25163531	USEP3927M	25317984	USEP3950M
25163533	USEP3928M	25318056	USEP3512M
25164186	USEP3942M	25318656	USEP3371M
25164292	USEP3367	25318805	USEP3513M
25164429	USEP3210	25319351	USEP3961S
25164520	USEP3983S	25319806	USEP3522M
25164521	USEP3924M	25319808	USEP3530M
25166252	USEP3268	25320418	USEP3526
25166642	USEP3936M	25320815	USEP3519M
25166647	USEP3937M	25322662	USEP3514M
25166648	USEP3938M	25322891	USEP3974M
25166710	USEP3939M	25322894	USEP3536M
25166717	USEP3901	25323787	USEP3521M
25167089	USEP3268	25323823	USEP3372M
25167249	USEP3995M	25323829	USEP3941M
25168405	USEP3945M	25323831	USEP3973M
25168719	USEP3567	25323833	USEP3537M
25168719	USEP3901	25323841	USEP3941M
25169302	USEP3508M	25323841	USEP3948M
25169303	USEP3510M	25323845	USEP3368M
25170093	USEP3367	25325702	USEP3537M
25174013	USEP3976M	25325871	USEP3974M
25174015	USEP3976M	25326140	USEP3568M
25176174	USEP8213	25326140	USEP3966M
25176789	USEP3992M	25326141	USEP3551M
		25326332	USEP3518M

OEM	USMW Part Number	OEM	USMW Part Number
GENERAL MOTORS (CONT.)			
25326334	USEP3518M	25764417	USEP3692M
25326335	USEP3532M	25764719	USEP3605M
25326603	USEP3529M	30013078	USEP8229
25326814	USEP3519M	30018726	USEP3975H
25326856	USEP3526	30018726	USEP8229
25329396	USEP3372M	30018727	USEP3975H
25329424	USEP3539M	30018727	USEP8229
25329440	USEP3552M	30019572	USEP8229
25330716	USEP3518M	30024592	USEP8229
25330717	USEP3535M	30024593	USEP8229
25330718	USEP3518M	30026422	USEP8229
25330970	USEP3919M	30026423	USEP8229
25331861	USEP3542M	6443570	USEP3290
25335914	USEP3533M	6472009	USEP3901
25335915	USEP3538M	6472011	USEP3901
25335917	USEP3518M	6472153	USEP3073
25335918	USEP3536M	6472311	USEP3902
25335956	USEP3533M	6472358	USEP3902
25338726	USEP3563M	6472370	USEP3902
25338871	USEP3368M	6472421	USEP3902
25338963	USEP3974M	6472526	USEP3902
25344810	USEP3599M	6472531	USEP3111
25344812	USEP3530M	6472763	USEP3902
25344814	USEP3952M	6472949	USEP3076
25344816	USEP3954M	88957239	USEP3507M
25344818	USEP3992M	88963640	USEP3518M
25344820	USEP3506M	88963641	USEP3518M
25344945	USEP3539M	88963645	USEP3532M
25344953	USEP3518M	88963648	USEP3518M
25344964	USEP3552M	88963649	USEP3536M
25344968	USEP3519M	88964526	USEP3598M
25345015	USEP3554M	88965371	USEP3609M
25345017	USEP3555M	88965372	USEP3609M
25345022	USEP3553M	88965373	USEP3500M
25345024	USEP3556M	88965378	USEP8200
25345026	USEP3500M	88965391	USEP3609M
25345028	USEP3501M	88965395	USEP3702M
25347143	USEP3566M	88965398	USEP3700M
25347145	USEP3569M	88965399	USEP3679M
25347147	USEP3992M	88965414	USEP3678M
25348313	USEP3971M	88965416	USEP3583M
25348387	USEP3584M	88965437	USEP3604M
25348513	USEP3574M	88965440	USEP3675M
25348517	USEP3674M	88965449	USEP3615M
25348563	USEP3575M	88965550	USEP3701M
25348566	USEP3602M	88965557	USEP3610M
25348610	USEP8200	88965558	USEP3581M
25349620	USEP3518M	88965564	USEP3717M
25349626	USEP3518M	88965573	USEP3506M
25350791	USEP3526	88965802	USEP3705M
25351390	USEP3614M	88965808	USEP3692M
25359055	USEP3566M	88965809	USEP3692M
25360892	USEP3588M	88965816	USEP3614M
25361136	USEP3587M	88966955	USEP3707M
25361361	USEP3675M	88966962	USEP3559M
25361858	USEP3518M	88966963	USEP3560M
25361860	USEP3532M	88966971	USEP3507M
25361862	USEP3518M	88967148	USEP3707M
25362736	USEP3678M	88967292	USEP3507M
25363855	USEP8200	88967315	USEP3579M
25366555	USEP3678M	88972523	USEP8213
25369309	USEP3602M	88983262	USEP3615M
25369311	USEP3575M	89047667	USEP3521M
25679320	USEP3606M	89047745	USEP3578M
25756353	USEP3606M	89047747	USEP3577M
		89047748	USEP3577M
		89060193	USEP3542M

CROSS REFERENCE



FUEL PUMP CROSS REFERENCE

USMW
Professional Series

OEM	USMW Part Number	OEM	USMW Part Number
GENERAL MOTORS (CONT.)		17040-S30-A30	USEP8365H
89060194	USEP3601M	17040-S30-A31	USEP8335
89060639	USEP3526	17040-S30-A31	USEP8365H
89060641	USEP3526	17040-S30-A50	USEP8335
89060659	USEP3678M	17040-S30-A50	USEP8372H
89060662	USEP3678M	17040-S30-L00	USEP8335
893 906 091	USEP8307	17040-S30-L00	USEP8365H
90442402	USEP3964	17040-S30-L00	USEP8372H
91171795	USEP8076	17040-S30-L01	USEP8335
91174465	USEP8229	17040-S30-L01	USEP8365H
91177339	USEP8229	17040-S30-L01	USEP8372H
92120576	USEP3611M	17040-S3800	USEP8032
93181359	USEP3964	17040-S3800	USEP8376
94384528	USEP8229	17040-S3801	USEP8229
94384528	USEP8275H	17040-S3M-A00	USEP2158
94464557	USEP3222	17040-S5A-930	USEP8229
94845093	USEP8023	17040-S5B-L00	USEP8508
94847261	USEP8023	17040-S84-A02	USEP8229
94850321	USEP8119	17040-S9A-000	USEP8335
94854619	USEP8213	17040-SCA-000	USEP8456
94856915	USEP8213	17040-SD4-000	USEP8023
96055518	USEP8023	17040-SDC-E00	USEP8456
96068882	USEP8076	17040-SDD-E00	USEP8513
96068883	USEP8076	17040-SH5-A30	USEP8023
96447645	USEP12039M	17040-SH5-A30	USEP8321H
96963874	USEP12001	17040-SH5-A30	USEP8325H
96963879	USEP12002	17040-SK7-A70	USEP8119
HONDA		17040-SK7-A70	USEP8334H
06167-PE7-741	USEP8000	17040-SL0-A30	USEP8119
06167-PE7-751	USEP8000	17040-SL0-A31	USEP8119
16700-PC1-003	USEP8310	17040-SL0-L30	USEP8119
16700-PC1-013	USEP8310	17040-SL5-A30	USEP8023
16700-PC6-003	USEP8158	17040-SL5-A30	USEP8331H
16700-PD2-003	USEP8316	17040-SP0-A30	USEP8023
16700-PD6-662	USEP8000	17040-SP0-A30	USEP8333H
16700-PE7-335	USEP8000	17040-SP0-A50	USEP8252H
16700-PE7-734	USEP8000	17040-SP0-A50	USEP8271
16700-PJ5-621	USEP8000	17040-SR1-A31	USEP8229
16700-PJ5-623	USEP8000	17040-SR1-A31	USEP8338H
17040-S01-A30	USEP8229	17040-SR2-A31	USEP8335
17040-S01-A30	USEP8341H	17040-SR2-A32	USEP8229
17040-S01-A31	USEP8229	17040-SR2-A33	USEP8229
17040-S01-A31	USEP8341H	17040-SR2-A50	USEP8229
17040-S01-A40	USEP8229	17040-SR2-A51	USEP8229
17040-S02-L00	USEP8229	17040-SR3-A31	USEP8335
17040-S02-L00	USEP8341H	17040-SR3-A31	USEP8338H
17040-S02-L01	USEP8229	17040-SS0-A30	USEP8023
17040-S02-L01	USEP8341H	17040-SS0-V30	USEP8023
17040-S04-G30	USEP8229	17040-SS8-A02	USEP8229
17040-S04-G30	USEP8341H	17040-SS8-A02	USEP8353H
17040-S04-G31	USEP8229	17040-ST7-A31	USEP8253H
17040-S04-G31	USEP8341H	17040-ST7-A31	USEP8271
17040-S04-G40	USEP8229	17040-ST7-A32	USEP8335
17040-S04-G40	USEP8341H	17040-ST7-A32	USEP8345H
17040-S04-G41	USEP8229	17040-ST7-A33	USEP8335
17040-S04-G41	USEP8341H	17040-ST7-A33	USEP8345H
17040-S04-L00	USEP8229	17040-ST7-L00	USEP8229
17040-S04-L00	USEP8341H	17040-ST7-L00	USEP8341H
17040-S04-L01	USEP8229	17040-ST7-L01	USEP8229
17040-S04-L01	USEP8341H	17040-ST7-L30	USEP8229
17040-S10-A00	USEP8229	17040-ST7-L31	USEP8229
17040-S10-A10	USEP8461S	17040-SV1-A30	USEP8341H
17040-S10-C01	USEP8229	17040-SV1-A30	USEP8229
17040-S10-C20	USEP8335	17040-SV1-A31	USEP8351H
17040-S2A-930	USEP8335	17040-SV1-A31	USEP8229
17040-S30-A30	USEP8335	17040-SV1-A31	USEP8349H
		17040-SV1-A32	USEP8229

OEM	USMW Part Number	OEM	USMW Part Number
HONDA (CONT.)		17708-SG0-A30	USEP8023
17040-SV1-A32	USEP8349H	17708-SG0-S31	USEP8023
17040-SV1-L00	USEP8229	17708-SH2-A31	USEP8023
17040-SV1-L00	USEP8351H	17708-SH3-A30	USEP8023
17040-SV1-L02	USEP8229	17708-SH3-A30	USEP8325H
17040-SV1-L02	USEP8349H	17708-SH3-A31	USEP8023
17040-SV4-A30	USEP8229	17708-SH3-A31	USEP8325H
17040-SV4-A30	USEP8351H	17708-SH3-A34	USEP8023
17040-SW5-A30	USEP8229	17708-SH3-A34	USEP8321H
17040-SW5-A30	USEP8347H	17708-SH3-A36	USEP8023
17040-SW5-A31	USEP8229	17708-SH3-A36	USEP8325H
17040-SW5-A31	USEP8347H	17708-SH3-A42	USEP8023
17040-SW5-A32	USEP8229	17708-SH3-A42	USEP8321H
17040-SW5-A32	USEP8347H	17708-SH3-S02	USEP8023
17040-SX0-A30	USEP8335	17708-SH3-S02	USEP8321H
17040-SX0-A31	USEP8335	17708-SH5-A30	USEP8023
17040-SX0-A32	USEP8335	17708-SH5-A30	USEP8321H
17040-SY8-A01	USEP8229	17708-SH5-A30	USEP8325H
17040-SY8-A01	USEP8353H	17708-SH5-A31	USEP8023
17040-SZ3-A31	USEP8271	17708-SH5-A31	USEP8325H
17040-SZ3-A32	USEP8271	17708-SH5-S00	USEP8023
17040-SZ3-A50	USEP8335	17708-SH5-S00	USEP8321H
17045-S0X-A02	USEP8335	17708-SK7-A36	USEP8119
17045-S0X-A32	USEP8335	17708-SK7-A36	USEP8334H
17045-S3V-A00	USEP8335	17708-SL0-A32	USEP8119
17045-S3V-A01	USEP8657M	17708-SL5-A31	USEP8023
17045-S3V-A50	USEP8513	17708-SL5-A31	USEP8331H
17045-S5A-A00	USEP8566M	17708-SM4-A32	USEP8023
17045-S5A-A30	USEP8456	17708-SM4-A32	USEP8322H
17045-S5A-A31	USEP8456	1770A-SR0-A000	USEP8229
17045-S9A-A30	USEP8335	1770A-SR0-A000	USEP8338H
17045-S9V-A00	USEP8657M	8-25326-590-0	USEP8721M
17045-SCA-A30	USEP8335	8-25331-808-0	USEP8397M
17045-SCV-A00	USEP8654M	8-25336-451-1	USEP8483M
17045-SCV-A30	USEP8654M	8-97069-336-1	USEP8078H
17045-SDA-A00	USEP8513	8-97069-336-1	USEP8235
17045-SDA-A30	USEP8513	8-97118-512-0	USEP8078H
17045-SDB-A00	USEP8513	8-97118-512-0	USEP8229
17045-SDB-A30	USEP8513	8-97118-858-0	USEP8229
17045-SDR-A00	USEP8449	8-97163-248-0	USEP8399H
17045-SEC-A00	USEP8513	HYUNDAI	
17045-SEC-A01	USEP8513	31110-1G500	USEP12019
17045-SJC-A00	USEP8717M	3111023010	USEP8211
17045-SNA-A00	USEP8723M	3111023300	USEP8211
17045-SNA-A01	USEP8723M	31110-25510	USEP8335
17045-SWA-A00	USEP8513	31110-25700	USEP8335
17708-SD4-033	USEP8023	31110-26350	USEP8335
17708-SE0-013	USEP8269H	31110-26350	USEP8662M
17708-SE0-013	USEP8371	31110-26355	USEP8335
17708-SE0-020	USEP8269H	31110-26750	USEP8335
17708-SE0-020	USEP8371	31110-26755	USEP8335
17708-SE0-935	USEP8023	31110-28100	USEP8229
17708-SE0-935	USEP8324H	31110-2C531	USEP8335
17708-SE0-936	USEP8023	31110-2C631	USEP8335
17708-SE0-S30	USEP8023	31110-2C631	USEP8336
17708-SE0-S30	USEP8324H	31110-2C631	USEP8529M
17708-SF1-A06	USEP8269H	31110-2D500	USEP8335
17708-SF1-A06	USEP8371	31110-2D501	USEP8335
17708-SF1-A31	USEP8023	31110-2D531	USEP8335
17708-SF1-A31	USEP8328H	31110-2E300	USEP8335
17708-SF1-S07	USEP8269H	31110-2H000	USEP8804
17708-SF1-S07	USEP8371	31110-33610	USEP8229
17708-SF1-S30	USEP8023	31110-38200	USEP8335
17708-SF1-S30	USEP8328H	31110-38250	USEP8229
17708-SG0-932	USEP8023	31110-38260	USEP8335
		31110-39000	USEP8335



FUEL PUMP CROSS REFERENCE

USMW
Professional Series

OEM	USMW Part Number	OEM	USMW Part Number
HYUNDAI (CONT.)		8-97016-142-1	USEP8078H
31110-39100	USEP8223	8-97016-142-1	USEP8235
31110-3K600	USEP8335	8-97019-185-0	USEP8078H
31110-3K700	USEP8335	8-97019-185-0	USEP8235
31111-09000	USEP8335	8-97019-185-1	USEP8078H
31111-1G500	USEP8335	8-97019-185-1	USEP8235
31111-1G500	USEP8804	8-97019-186-1	USEP8078H
31111-22050	USEP8229	8-97019-186-1	USEP8235
3111123001	USEP8211	8-97019-187-0	USEP8051H
3111123100	USEP8211	8-97019-187-0	USEP8235
31111-23300	USEP8335	8-97019-188-1	USEP8051H
31111-25000	USEP8335	8-97019-188-1	USEP8235
31111-25700	USEP8335	8-97019-189-0	USEP8205H
31111-25750	USEP8335	8-97041-876-3	USEP8229
31111-28150	USEP8229	8-97065-370-1	USEP8078H
31111-28300	USEP8229	8-97065-370-1	USEP8235
31111-2D000	USEP8804	8-97065-370-2	USEP8078H
31111-33000	USEP8229	8-97065-370-2	USEP8235
31111-37150	USEP8229	8-97069-336-1	USEP8235
31111-37200	USEP8229	8-97069-337-2	USEP8321
31111-37250	USEP8229	8-97069-337-2	USEP8321H
31111-38000	USEP8335	8-97069-338-1	USEP8205H
31111-38050	USEP8229	8-97118-512-0	USEP8229
31111-3K000	USEP8804	8-97118-858-0	USEP8229
31123-25000	USEP8229	89711-885-81	USEP8229
ISUZU		8-97118-858-1	USEP8229
5-86202-235-0	USEP8229	89716-324-81	USEP8399H
8-15050-444-0	USEP3549M	8-97163-248-1	USEP8335
8-19177-238-0	USEP3952M	8-97163-248-1	USEP8399H
8-19177-259-0	USEP3943M	89803-217-10	USEP8483M
8-25166-689-0	USEP8397M	8-98032-171-0	USEP8483M
8-25175-791-0	USEP3943M	8-98032-172-0	USEP8484M
8-25178-729-0	USEP3943M	8-98032-173-0	USEP8486M
8-25178-730-0	USEP3952M	JAGUAR	
8-25318-879-0	USEP8397M	CBC5656	USEP8002
8-25319-098-0	USEP8397M	CBC5657	USEP8308
8-25326-588-0	USEP8721M	EBC10558	USEP8249
8-25326-590-0	USEP8721M	EBC10559	USEP8249
8-25333-228-0	USEP8271M	EBC11365	USEP8249
8-25333-229-0	USEP8484M	EBC11366	USEP8249
8-25341-205-0	USEP8484M	EBC11367	USEP8249
8-25341-208-0	USEP8483M	EBC11368	USEP8249
8-25346-755-0	USEP8486M	EBC4676	USEP8002
8-88967-148-0	USEP3707M	JLM12204	USEP8285
8-94113-205-1	USEP8312	NMD6013AA	USEP8249
8-94146-774-0	USEP8235	NMD6013BA	USEP8249
8-94384-528-0	USEP8229	NMD6013CA	USEP8249
8-94384-528-0	USEP8275H	KIA	
8-94384-528-1	USEP8229	0K01B-13-350	USEP2068
8-94384-528-1	USEP8275H	0K01D-13-35Z	USEP8229
8-94411-322-0	USEP8235	0K01D-13-35ZA	USEP8229
8-94464-557-2	USEP3222	0K01D-13-35ZA	USEP8440H
8-94471-314-0	USEP8051H	0K24C-13-35ZA	USEP8229
8-94471-314-0	USEP8235	0K24T-13-35Z	USEP8229
8-94471-315-0	USEP8051H	0K24T-13-35Z	USEP8401H
8-94471-315-0	USEP8235	0K24T-13-35ZA	USEP8229
8-94471-617-1	USEP8078H	0K24T-13-35ZA	USEP8401H
8-94471-617-1	USEP8235	0K29T-13-35Z	USEP8229
8-94473-950-1	USEP8078H	0K29T-13-35ZA	USEP8229
8-94473-950-1	USEP8235	0K2AA-13-35Z	USEP8393M
8-94479-418-1	USEP8229	0K2DJ-13-35Z	USEP8421M
8-94479-418-1	USEP8275H	0K2NA-13-35Z	USEP8421M
8-94479-418-2	USEP8229	0K32A-13-35ZA	USEP8420M
8-94479-418-2	USEP8275H	0K52Y-13-35X	USEP8661M
8-97013-922-1	USEP8321	0K52Y-13-35XA	USEP8482M
8-97013-922-1	USEP8321H	0K52Y-13-35Z	USEP8482M

OEM	USMW Part Number	OEM	USMW Part Number
KIA (CONT.)		E5F7-13-350B	USEP8023
31110-1G500	USEP12019	E5F7-13-350C	USEP8023
31110-2E300	USEP8335	FE3N-13-350B	USEP8023
31110-2F600	USEP8804	FE3N-13-350C	USEP8023
31110-2G100	USEP8804	FE5B-13-35Z	USEP8023
31110-2G150	USEP8804	FE5B-13-35ZA	USEP8023
31110-38000	USEP8335	FEH2-13-350	USEP8023
31110-38200	USEP8335	G601-13-35ZC	USEP8023
31110-38250	USEP8229	G602-13-350A	USEP8023
31110-38260	USEP8335	G607-13-350	USEP8023
31110-3C500	USEP8673M	G607-13-ZE0	USEP8023
31110-3E300	USEP8335	G608-13-350	USEP8023
31110-3F500	USEP8335	G608-13-350A	USEP8023
31110-3F510	USEP8335	G608-13-350B	USEP8023
31110-FD500	USEP8636M	G616-13-350	USEP8023
31111-09000	USEP8335	G622-13-35Z	USEP8023
31111-1G500	USEP8804	GY01-13-350A	USEP8449
31111-2F500	USEP8335	GY01-13-35ZA	USEP8449
31111-2J500	USEP8335	JE15-13-35ZC	USEP8023
31111-38000	USEP8335	JE17-13-350A	USEP8023
31111-38050	USEP8229	JE17-13-350A	USEP8217
31111-3K000	USEP8804	JE22-13-35Z	USEP8023
31150-3E200	USEP8520M	JE45-13-35ZA	USEP8023
MAZDA		JE45-13-35ZB	USEP8023
1F20-13-350D	USEP2293M	JE45-13-35ZB	USEP8229
1F21-13-350B	USEP2226	JE47-13-35Z	USEP8023
1F21-13-350B	USEP2269S	JE47-13-35ZA	USEP8023
1F80-13-350	USEP2293M	JE47-13-35ZA	USEP8229
1F80-13-350	USEP2363M	JE48-13-35ZC	USEP8229
1F81-13-350	USEP2293M	JF01-13-350C	USEP8023
1F81-13-350	USEP2363M	KJ01-13-350	USEP3285
1FAA-13-350	USEP2363M	KJ01-13-35ZA	USEP3285
1FAC-13-350	USEP2363M	KJ14-13-35Z	USEP3285
1FAC-13-350A	USEP2363M	KL11-13-350G	USEP8229
1FBA-13-350	USEP2357M	KL12-13-350G	USEP2068
1FBA-13-350	USEP2363M	KL12-13-350G	USEP2156H
AJ03-13-35XB	USEP2291M	KL12-13-350G	USEP8229
AJ51-13-350	USEP8335	KL12-13-350H	USEP2068
AJ51-13-35Z	USEP8584M	KL12-13-350H	USEP2118H
AM16-13-350B	USEP8237	KL12-13-350H	USEP2156H
AM16-13-350C	USEP8237	KL22-13-350	USEP8229
AM16-13-ZE0	USEP8237	KL47-13-350	USEP8229
AM17-13-350B	USEP8237	KL47-13-35ZB	USEP8229
AM17-13-350C	USEP8237	KLG4-13-350A	USEP2157
AM17-13-ZE0	USEP8237	KLG4-13-35XB	USEP2157
B3C7-13-350	USEP8229	KLK1-13-35Z	USEP8229
B3E7-13-350A	USEP8229	N249-13-400	USEP8124
B3E7-13-35ZB	USEP8229	N249-13-400B	USEP8124
B61P-13-350B	USEP8229	N304-13-350C	USEP8000
B61P-13-ZE0	USEP8229	N318-13-350A	USEP8023
B62K-13-350A	USEP8217	N326-13-350A	USEP8023
B62K-13-350AMV	USEP8217	N351-13-35ZB	USEP8119
B62K-13-35ZA	USEP8217	N370-13-35ZB	USEP8119
B630-13-350B	USEP8023	N390-13-350	USEP8119
B630-13-350C	USEP8023	N3A1-13-35Z	USEP8119
B6BF-13-35Z	USEP8229	YF09-13-35XC	USEP2291M
B6BG-13-35Z	USEP8229	ZL01-13-350	USEP8229
B6DA-13-350	USEP8229	ZL01-13-350A	USEP8229
BP02-13-35ZD	USEP8023	ZL01-13-35Z	USEP8229
BP47-13-35ZC	USEP8023	ZL01-13-35ZA	USEP8229
BP4W-13-350A	USEP2111	ZZL0-13-350B	USEP2002
BP4W-13-35ZA	USEP2111	ZZL0-13-350C	USEP2002
BP4W-13-35ZG	USEP2111	ZZM0-13-350	USEP2001
BP51-13-350A	USEP8023	ZZM1-13-350	USEP2002
BPE8-13-350	USEP8229	ZZM4-13-350	USEP2002
BPE8-13-35Z	USEP8229	ZZM4-13-350A	USEP2002
		ZZM5-13-350	USEP2001



FUEL PUMP CROSS REFERENCE

USMW
Professional Series

OEM	USMW Part Number	OEM	USMW Part Number
MAZDA (CONT.)		MB831262	USEP8229
ZZM5-13-350	USEP2106S	MB831263	USEP8229
ZZM5-13-350A	USEP2001	MB831264	USEP8229
ZZM5-13-350A	USEP2106S	MB831560	USEP8229
ZZP0-13-350	USEP2068	MB831561	USEP8229
ZZP0-13-350	USEP2207S	MB831742	USEP8023
ZZP0-13-350A	USEP2068	MB845502	USEP8023
ZZP0-13-350A	USEP2207S	MB893666	USEP8023
ZZP1-13-350	USEP2068	MB893666	USEP8229
ZZP1-13-350	USEP2207S	MB912304	USEP8229
ZZP1-13-350A	USEP2068	MB923663	USEP8229
ZZP1-13-350A	USEP2207S	MB959847	USEP8229
ZZR0-13-350A	USEP2068	MD062978	USEP8000
ZZR0-13-350B	USEP2068	MR124999	USEP8229
ZZR1-13-350A	USEP2068	MR134804	USEP8229
ZZR1-13-350B	USEP2068	MR134868	USEP8229
ZZR2-13-350	USEP2068	MR134901	USEP8271
ZZR2-13-350A	USEP2068	MR135420	USEP8271
ZZR3-13-350	USEP2068	MR162453	USEP8271
ZZR3-13-350B	USEP2068	MR344715	USEP7080S
ZZS1-13-350	USEP2068	MR344715	USEP8271
ZZS1-13-350B	USEP2068	MR431087	USEP8229
ZZS3-13-350	USEP2068	MR431088	USEP8456
ZZTT-13-35X	USEP2291M	MR508282	USEP8455
MERCEDES-BENZ		MR508283	USEP8456
000 470 59 94	USEP8289	MR508284	USEP8455
000 470 63 94	USEP8286	MR508285	USEP8456
000 470 78 94	USEP8286	MR990817	USEP8455
000 470 95 94	USEP8289	MR990818	USEP8456
001 470 12 94	USEP8480	NISSAN	
002 091 88 01	USEP8177	17011-D3310	USEP8312
002 091 97 01	USEP8314	17011-F5102	USEP8312
003 091 53 01	USEP8289	17020-10W00	USEP8318
203 470 23 94	USEP8475M	17040-02Y60	USEP8098
203 470 35 94	USEP8474M	17040-02Y70	USEP8098
209 470 01 94	USEP8531M	17040-17C01	USEP8118
211 470 14 94	USEP8530M	17040-17C21	USEP8118
211 470 17 94	USEP8572M	17040-3B000	USEP8229
MITSUBISHI		17040-3B010	USEP8229
1760A029	USEP8503	17040-3B015	USEP8229
1760A031	USEP8465	17040-3B800	USEP8229
1760A049	USEP8456	17040-3B805	USEP8229
1760A093	USEP8503	17040-3S500	USEP8378S
1760A094	USEP8503	17040-3S500	USEP8537
3111023300	USEP8211	17040-3S505	USEP8229
3111123100	USEP8211	17040-3S505	USEP8378S
5142 218AB	USEP7198M	17040-3S510	USEP8378S
5142 218AC	USEP7198M	17040-3S510	USEP8537
5142 218AC	USEP7206	17040-59G00	USEP8229
5142 218AE	USEP7198M	17040-59G05	USEP8229
5142 218AE	USEP7206	17040-59G10	USEP8376
6802 4546AA	USEP7198M	17040-59G15	USEP8376
6802 4546AA	USEP7206	17040-59G20	USEP8376
6802 4546AB	USEP7198M	17040-59G24	USEP8376
6802 4546AB	USEP7206	17040-5S105	USEP8229
MB400420	USEP8023	17040-5S105	USEP8378S
MB400671	USEP3222	17040-64M60	USEP8098
MB554100	USEP8023	17040-65A65	USEP8098
MB597728	USEP8023	17040-65M60	USEP8097
MB598094	USEP3222	17040-69A10	USEP8097
MB598408	USEP3222	17040-69A60	USEP8097
MB598409	USEP3222	17040-72A60	USEP8118
MB598410	USEP3222	17040-7S000	USEP8595M
MB698857	USEP8229	17040-7S00A	USEP8595M
MB698858	USEP8119	17040-7Y000	USEP8545M
		17040-84A00	USEP8097

OEM	USMW Part Number	OEM	USMW Part Number
NISSAN (CONT.)		17042-40P00	USEP8114
17040-84A00	USEP8098	17042-40P05	USEP8114
17040-84A60	USEP8097	17042-40R00	USEP8235
17040-85A00	USEP8118	17042-41G01	USEP8116
17040-8B000	USEP8229	17042-41G03	USEP8116
17040-8B005	USEP8229	17042-4B000	USEP8229
17040-8J000	USEP8496M	17042-4S400	USEP8458
17040-8J005	USEP8496M	17042-4W000	USEP8432
17040-8J020	USEP8545M	17042-4W00A	USEP8432
17040-8U000	USEP8502M	17042-55L00	USEP8218
17040-AC800	USEP8534M	17042-5M010	USEP8427M
17040-AC80A	USEP8534M	17042-5M011	USEP8427M
17040-CA000	USEP8536M	17042-5M800	USEP2068
17040-CD000	USEP8534M	17042-5M802	USEP8335
17040-CD010	USEP8534M	17042-5S700	USEP8499
17040-CD01A	USEP8534M	17042-5Y700	USEP8335
17040-CG000	USEP8540M	17042-60U00	USEP8219
17040-CG00B	USEP8540M	17042-62E00	USEP8235
17040-EA000	USEP8743M	17042-62J00	USEP8235
17040-EH110	USEP8534M	17042-64M60	USEP8098
17040-EH11A	USEP8534M	17042-6P100	USEP8392
17040-ET00A	USEP8752M	17042-70F00	USEP8235
17040-EV10A	USEP8534M	17042-72A60	USEP8118
17040-ZB00A	USEP8545M	17042-73Y00	USEP8272
17040-ZD80B	USEP8545M	17042-73Y25	USEP8272
17040-ZH000	USEP8595M	17042-7B025	USEP2068
17040-ZP00A	USEP8743M	17042-7J100	USEP8229
17040-ZQ60A	USEP8595M	17042-7J160	USEP8454
17040-ZQ60B	USEP8595M	17042-7J161	USEP8454
17040-ZS00A	USEP8743M	17042-85A00	USEP8118
17040-ZZ00A	USEP8743M	17042-85E00	USEP8190
17041-5M015	USEP8427M	17042-85L00	USEP8235
17042-01G02	USEP8376	17042-88E00	USEP8190
17042-01G03	USEP8376	17042-96E00	USEP8235
17042-01G12	USEP8032	17042-96E10	USEP8235
17042-01G13	USEP8032	17042-AC700	USEP8335
17042-02P00	USEP8375	17042-AG901	USEP8450
17042-02Y70	USEP8098	17042-D4560	USEP8048
17042-0B025	USEP2067	17042-Q5601	USEP8272
17042-0B026	USEP2067	17042-S3800	USEP8032
17042-0M000	USEP8229	17042-VD71A	USEP8229
17042-0W000	USEP8229	17042-VD71A	USEP8454
17042-0W005	USEP8229	17050-01G04	USEP8268S
17042-0Z000	USEP8229	17050-01G04	USEP8376
17042-11G00	USEP8376	17050-01G08	USEP8376
17042-11G01	USEP8376	17050-02P00	USEP8375
17042-11G11	USEP8376	17050-11G04	USEP8376
17042-1E300	USEP8247	17050-11G14	USEP8376
17042-1E400BC	USEP8247	17050-31G04	USEP8376
17042-1W210	USEP8229	17050-31G13	USEP8376
17042-1W700	USEP8229	17050-S3800	USEP8032
17042-2B500	USEP8229	17051-06F02	USEP8375
17042-2Y900	USEP8335	17051-06F12	USEP8375
17042-30P00	USEP8111	PEUGOT	
17042-30P05	USEP8111	1450.54	USEP8150
17042-30R00	USEP8235	1450.59	USEP8260
17042-30R10	USEP8235	1450.7	USEP8149
17042-30R11	USEP8235	1450.89	USEP8149
17042-31U00	USEP8229	1450.9	USEP8149
17042-31U05	USEP8229	1527.76	USEP8260
17042-31U08	USEP8229	SAAB	
17042-32P00	USEP8113	30 58 7015	USEP8426M
17042-32P05	USEP8113	30 58 7077	USEP8077
17042-33E60	USEP8075	30 58 7077	USEP8431M
17042-3B000	USEP8032	51 96 415	USEP8426M
17042-40F00	USEP8235	53 28 653	USEP8214

CROSS REFERENCE



FUEL PUMP CROSS REFERENCE

USMW
Professional Series

OEM	USMW Part Number	OEM	USMW Part Number
SAAB (CONT.)		42021 GA140	USEP8016S
53 28 653	USEP8515M	42021 GA242	USEP8059
53 28 679	USEP8077	42021 GA290	USEP8312
53 28 695	USEP8077	42021 PA000	USEP8235
53 28 885	USEP8077	42021 SA080	USEP8335
75 26 163	USEP8778	42022 AE011	USEP8450
75 36 923	USEP8060	42022 AE02A	USEP8229
88 22 017	USEP8077	42022 AE02B	USEP8600M
88 22 694	USEP8077	42022 AE07A	USEP8335
88 96 7148	USEP3707M	42022 AE07B	USEP8335
89 81 664	USEP8077	42022 FE000	USEP8450
93 21 621	USEP8214	42022 FE001	USEP8450
93 61 015	USEP8061	42022 FE010	USEP8335
93 92 911	USEP8099	42022 FE011	USEP8229
93 93 935	USEP8096	42022 FE031	USEP8450
SUBARU		42022 SA030	USEP8335
42021 AA020	USEP8191S	74202 1101	USEP8095
42021 AA020	USEP8235	74202 1110	USEP8312
42021 AA080	USEP8191S	74202 1270	USEP8016S
42021 AA080	USEP8235	74202 1330	USEP8192
42021 AA330	USEP8191S	74202 1390	USEP8229
42021 AA330	USEP8229	SUZUKI	
42021 AA350	USEP8191S	15100-50G00	USEP8229
42021 AA350	USEP8229	15100-50G10	USEP8229
42021 AC001	USEP8191S	15100-52D00	USEP8472S
42021 AC001	USEP8235	15100-52D10	USEP8472S
42021 AC012	USEP8229	15100-52D1V	USEP8472S
42021 AC013	USEP8191S	15100-52D30	USEP8601S
42021 AC013	USEP8229	15100-54830	USEP8601S
42021 AC024	USEP8191S	15100-57B00	USEP8238H
42021 AC024	USEP8235	15100-57B10	USEP8238H
42021 AC070	USEP8191S	15100-57B2V	USEP8238H
42021 AC070	USEP8235	15100-58B00	USEP8229
42021 AC072	USEP8191S	15100-58B00	USEP8238H
42021 AC072	USEP8235	15100-58B01	USEP3975H
42021 AC120	USEP8191S	15100-58B01	USEP8229
42021 AC120	USEP8235	15100-58B01	USEP8238H
42021 AC121	USEP8191S	15100-58B10	USEP8229
42021 AC121	USEP8235	15100-60G00	USEP8229
42021 AC160	USEP8235	15100-60G20	USEP8229
42021 AC170	USEP8229	15100-60G21	USEP8229
42021 AC200	USEP8229	15100-61A01	USEP8023
42021 AE02A	USEP8229	15100-61A01	USEP8238H
42021 AE02A	USEP8596M	15100-61A02	USEP8023
42021 AE03A	USEP8518M	15100-61A02	USEP8238H
42021 AE05A	USEP8600M	15100-61A1V	USEP8023
42021 AE06A	USEP8600M	15100-61A1V	USEP8238H
42021 AE06B	USEP8600M	15100-61AA1	USEP8023
42021 AE07A	USEP8335	15100-65810	USEP8437M
42021 AE08A	USEP8450	15100-65811	USEP8437M
42021 FA000	USEP8235	15100-65842	USEP8437M
42021 FA001	USEP8235	15100-65D02	USEP8229
42021 FA040	USEP8229	15100-65D12	USEP8229
42021 FA080	USEP8235	15100-65D22	USEP8229
42021 FA081	USEP8235	15100-65D31	USEP8229
42021 FA090	USEP8229	15100-65D32	USEP8229
42021 FA150	USEP8229	15100-65D70	USEP8229
42021 FA200	USEP8229	15100-77E00	USEP8229
42021 FA250	USEP8229	15100-77E00	USEP8358H
42021 FC021	USEP8229	15100-80C02	USEP2111
42021 FE010	USEP8450	15100-80C02	USEP8242H
42021 FE020	USEP8335	15100-80C1V	USEP2111
42021 FE080	USEP8450	15100-80C1V	USEP8242H
42021 FE100	USEP8450	15101-60B02	USEP8076
42021 FE120	USEP8335	15101-60B03	USEP8076
42021 FE140	USEP8450	15101-60B10	USEP8076





















OEM	USMW Part Number	OEM	USMW Part Number
SUZUKI (CONT.)		23221-50090	USEP8451
15101-61B02	USEP8076	23221-50100	USEP8501
15101-61B03	USEP8076	23221-62010	USEP8240
15110-50G00	USEP8229	23221-62060	USEP8516
15110-50GTO	USEP8229	23221-70360	USEP8382
15110-54G00	USEP8229	23221-74010	USEP8119
15110-54G10	USEP8229	23221-74090	USEP8404
15110-60B00	USEP8076	23221-74110	USEP8240
15110-60BT0	USEP8076	23221-75020	USEP8571
15110-60GTO	USEP8229	23249-43080	USEP8023
15110-61B00	USEP8023	25060-0B025	USEP2067
15110-61BT0	USEP8023	77020-02181	USEP8404
15110-62BT0	USEP8076	77020-04060	USEP8757M
15110-65G00	USEP8335	77020-04061	USEP8757M
TOYOTA		77020-04070	USEP8756M
23220-03020	USEP8213	77020-04071	USEP8756M
23220-03030	USEP8213	77020-08031	USEP8513
23220-03040	USEP8213	77020-0C061	USEP8694M
23220-0A020	USEP8404	77020-0E012	USEP8513
23220-0C010	USEP8213	VOLKSWAGEN	
23220-16083	USEP8023	171 906 091 A	USEP8305
23220-16084	USEP8023	191 906 090	USEP8030
23220-16190	USEP8023	191 906 091 C	USEP8428
23220-16270	USEP8023	191 906 091 H	USEP8428
23220-19015	USEP8023	191 906 091 J	USEP8428
23220-20020	USEP8213	1H0 919 651 P	USEP12024
23220-21131	USEP12083	1H0 919 651 P	USEP8244M
23220-21132	USEP12083	1H0 919 651 Q	USEP8394M
23220-21210	USEP12083	1HM 919 051 J	USEP8366M
23220-42070	USEP8119	1HM 919 051 M	USEP8366M
23220-43070	USEP8023	1J0 919 051 J	USEP12050M
23220-50130	USEP8501	1J0 919 087 D	USEP12050M
23220-70170	USEP8023	1J0 919 087 G	USEP12050M
23220-74020	USEP8213	1J0 919 087 H	USEP12050M
23220-74021	USEP8213	1J0 919 087 J	USEP12050M
23220-79015	USEP8119	1K0 919 051 AP	USEP8833M
23221-03010	USEP8213	1K0 919 051 AR	USEP8833M
23221-03030	USEP8213	1K0 919 051 BH	USEP8833M
23221-03040	USEP8419	251 906 091	USEP8308
23221-07010	USEP8404	321 906 091	USEP8309
23221-0A020	USEP8418	357 906 091 A	USEP8245M
23221-0A030	USEP8404	357 906 092 C	USEP8200
23221-0A040	USEP8213	3B7 906 087 B	USEP8560M
23221-0A050	USEP8513	431 906 091 A	USEP8175
23221-0D010	USEP8213	431 906 091 D	USEP8307
23221-0F010	USEP8505	441 906 091 E	USEP8236
23221-11050	USEP8213	443 906 087 BB	USEP8390
23221-15030	USEP8213	443 906 087 BD	USEP8390
23221-15040	USEP8213	443 906 091	USEP8348
23221-16390	USEP8119	443 906 091 A	USEP8348
23221-16490	USEP8271	4443 065	USEP7052
23221-20030	USEP8404	447 906 091 C	USEP8348
23221-21020	USEP8419	447 906 091 E	USEP8348
23221-21030	USEP8213	447 906 091 G	USEP8348
23221-28020	USEP8404	4B0 906 087 BF	USEP8564M
23221-28030	USEP8419	4B0 906 087 P	USEP8384M
23221-28280	USEP8419	4B0 906 089 A	USEP8564M
23221-42130	USEP8119	4D0 298 087	USEP8414M
23221-46010	USEP8213	4D0 298 087 B	USEP8414M
23221-46060	USEP8240	4F0 919 051 AH	USEP8679M
23221-46070	USEP8254	4F0 919 051 AK	USEP8765M
23221-46110	USEP8255	4F0 919 051 AM	USEP8765M
23221-46120	USEP8382	4F0 919 087 D	USEP8679M
23221-50010	USEP8119	4F0 919 087 F	USEP8765M
23221-50020	USEP8119	7L0 919 087 E	USEP8568M
23221-50060	USEP8240	7L0 919 087 F	USEP8568M






















FUEL PUMP CROSS REFERENCE

USMW
Professional Series



OEM	USMW Part Number	OEM	USMW Part Number
VOLKSWAGEN (CONT.)			
7L6 919 087 F	USEP8568M		
7L6 919 087 G	USEP8568M		
867 906 091	USEP8202		
893 906 091 B	USEP8146		
893 906 091 E	USEP8307		
895 906 091 A	USEP8348		
895 906 091 D	USEP8222		
8A0 906 091 A	USEP8222		
8A0 906 091 G	USEP8222		
8A0 906 091 G	USEP8256		
8D0 906 089	USEP8294M		
8D0 906 089 A	USEP8293M		
8E0 906 087 D	USEP8368M		
8E0 906 087 E	USEP8384M		
8E0 906 087 N	USEP8476M		
8E0 919 051 AG	USEP8476M		
8E0 919 051 CJ	USEP8476M		
8E0 919 051 P	USEP8476M		
8G0 906 091 A	USEP8307		
8L0 919 051 J	USEP8551M		
8L0 919 051 N	USEP8551M		
VOLVO			
1317671-0	USEP8381		
1336517-0	USEP8123		
1336677-0	USEP8381		
1336679-0	USEP8002		
1336679-0	USEP8381		
1389436-0	USEP8381		
1389449-0	USEP8002		
1389449-0	USEP8381		
1389721-0	USEP8002		
271119-0	USEP2487		
30761742-0	USEP8635M		
30794757-0	USEP8490M		
30794758-0	USEP8490M		
31261127-0	USEP8635M		
3501928-0	USEP2487		
3507436-0	USEP8002		
3507436-0	USEP8381		
3507499-0	USEP8002		
3507736-0	USEP8002		
3507736-0	USEP8279		
3517714-0	USEP8002		
3517845-0	USEP8002		
3517845-0	USEP8186		
3517845-0	USEP8381		
3531850-0	USEP8379M		
9142044-0	USEP8002		
9142044-0	USEP8381		
9142045-0	USEP8002		
9142045-0	USEP8381		
9142957-0	USEP8379M		
9438756-0	USEP8002		
9445444-0	USEP8250		
9480152-0	USEP8379M		

			
USEP2000	USEP2000A	USEP2001	USEP2002
			
USEP2003	USEP2008	USEP2014	USEP2015
			
USEP2019	USEP2024	USEP2031	USEP2035
			
USEP2036	USEP2042	USEP2044	USEP2051
			
USEP2052	USEP2054	USEP2059	USEP2059MN





















Note: The photos or illustrations shown above are for reference purposes only. It does not suggest or imply that all the referenced pumps are manufactured by US Motor Works.

 <p>USEP2061</p>	 <p>USEP2063M</p>	 <p>USEP2064</p>	 <p>USEP2064MN</p>
 <p>USEP2065</p>	 <p>USEP2067</p>	 <p>USEP2068</p>	 <p>USEP2073</p>
 <p>USEP2076S</p>	 <p>USEP2077S</p>	 <p>USEP2078</p>	 <p>USEP2078S</p>
 <p>USEP2080S</p>	 <p>USEP2081S</p>	 <p>USEP2082S</p>	 <p>USEP2084H</p>
 <p>USEP2093S</p>	 <p>USEP2094S</p>	 <p>USEP2095S</p>	 <p>USEP2096S</p>



Note: The photos or illustrations shown above are for reference purposes only. It does not suggest or imply that all the referenced pumps are manufactured by US Motor Works.

 USEP2097S	 USEP2098S	 USEP2101S	 USEP2102S
 USEP2103S	 USEP2104S	 USEP2105S	 USEP2106
 USEP2106S	 USEP2108	 USEP2108S	 USEP2110H
 USEP2111	 USEP2115S	 USEP2117S	 USEP2120S
 USEP2121H	 USEP2122H	 USEP2131S	 USEP2133S

Note: The photos or illustrations shown above are for reference purposes only. It does not suggest or imply that all the referenced pumps are manufactured by US Motor Works.

 <p>USEP2135S</p>	 <p>USEP2136S</p>	 <p>USEP2144S</p>	 <p>USEP2147S</p>
 <p>USEP2149S</p>	 <p>USEP2151H</p>	 <p>USEP2157</p>	 <p>USEP2158</p>
 <p>USEP2159M</p>	 <p>USEP2164H</p>	 <p>USEP2165M</p>	 <p>USEP2182</p>
 <p>USEP2184M</p>	 <p>USEP2185M</p>	 <p>USEP2187</p>	 <p>USEP2191H</p>
 <p>USEP2195</p>	 <p>USEP2197M</p>	 <p>USEP2198M</p>	 <p>USEP2199M</p>





















Note: The photos or illustrations shown above are for reference purposes only. It does not suggest or imply that all the referenced pumps are manufactured by US Motor Works.

 USEP2200M	 USEP2201	 USEP2201S	 USEP2203M
 USEP2206S	 USEP2218M	 USEP2220M	 USEP2221S
 USEP2226	 USEP2227S	 USEP2229S	 USEP2230M
 USEP2235M	 USEP2236	 USEP2237S	 USEP2238M
 USEP2241S	 USEP2243M	 USEP2244M	 USEP2245M

Note: The photos or illustrations shown above are for reference purposes only. It does not suggest or imply that all the referenced pumps are manufactured by US Motor Works.

 USEP2246	 USEP2246M	 USEP2248M	 USEP2252S
 USEP2254	 USEP2258	 USEP2266S	 USEP2272S
 USEP2281M	 USEP2282M	 USEP2284	 USEP2285M
 USEP2287M	 USEP2288M	 USEP2290M	 USEP2291
 USEP2291M	 USEP2293	 USEP2293M	 USEP2294M





















Note: The photos or illustrations shown above are for reference purposes only. It does not suggest or imply that all the referenced pumps are manufactured by US Motor Works.

 USEP2295M	 USEP2296S	 USEP2297S	 USEP2298S
 USEP2299M	 USEP2301M	 USEP2305	 USEP2308
 USEP2312	 USEP2313M	 USEP2314	 USEP2315
 USEP2317	 USEP2318	 USEP2319	 USEP2324
 USEP2325M	 USEP2326M	 USEP2329M	 USEP2330M





















Note: The photos or illustrations shown above are for reference purposes only. It does not suggest or imply that all the referenced pumps are manufactured by US Motor Works.

 <p>USEP2333</p>	 <p>USEP2334M</p>	 <p>USEP2336S</p>	 <p>USEP2337</p>
 <p>USEP2338M</p>	 <p>USEP2339</p>	 <p>USEP2340</p>	 <p>USEP2348M</p>
 <p>USEP2351M</p>	 <p>USEP2354M</p>	 <p>USEP2355M</p>	 <p>USEP2356M</p>
 <p>USEP2357M</p>	 <p>USEP2358M</p>	 <p>USEP2359M</p>	 <p>USEP2360M</p>
 <p>USEP2361M</p>	 <p>USEP2363M</p>	 <p>USEP2364</p>	 <p>USEP2364S</p>





















Note: The photos or illustrations shown above are for reference purposes only. It does not suggest or imply that all the referenced pumps are manufactured by US Motor Works.

			
USEP2365S	USEP2366	USEP2368M	USEP2369
			
USEP2372	USEP2373	USEP2374	USEP2375
			
USEP2376	USEP2377	USEP2378	USEP2379
			
USEP2380	USEP2382S	USEP2383M	USEP2386
			
USEP2388M	USEP2390	USEP2434M	USEP2435M


Note: The photos or illustrations shown above are for reference purposes only. It does not suggest or imply that all the referenced pumps are manufactured by US Motor Works.

 <p>USEP2436M</p>	 <p>USEP2437S</p>	 <p>USEP2439M</p>	 <p>USEP2440M</p>
 <p>USEP2442M</p>	 <p>USEP2443M</p>	 <p>USEP2447</p>	 <p>USEP2448</p>
 <p>USEP2449S</p>	 <p>USEP2453M</p>	 <p>USEP2454M</p>	 <p>USEP2455M</p>
 <p>USEP2457M</p>	 <p>USEP2465M</p>	 <p>USEP2469M</p>	 <p>USEP2470M</p>
 <p>USEP2471</p>	 <p>USEP2472M</p>	 <p>USEP2474M</p>	 <p>USEP2476M</p>





Note: The photos or illustrations shown above are for reference purposes only. It does not suggest or imply that all the referenced pumps are manufactured by US Motor Works.

			
USEP2484	USEP2486	USEP2487	USEP2493S
			
USEP2497	USEP2509M	USEP2515	USEP2518
			
USEP2519	USEP2522	USEP2533M	USEP2545M
			
USEP3044	USEP3073	USEP3076	USEP3111
			
USEP3127	USEP3158	USEP3210	USEP3211





Note: The photos or illustrations shown above are for reference purposes only. It does not suggest or imply that all the referenced pumps are manufactured by US Motor Works.

 <p>USEP3212</p>	 <p>USEP3222</p>	 <p>USEP3240</p>	 <p>USEP3240R</p>
 <p>USEP3265</p>	 <p>USEP3268</p>	 <p>USEP3270</p>	 <p>USEP3271</p>
 <p>USEP3285</p>	 <p>USEP3290</p>	 <p>USEP3290A</p>	 <p>USEP3305</p>
 <p>USEP3307</p>	 <p>USEP3309</p>	 <p>USEP3313</p>	 <p>USEP3367</p>
 <p>USEP3368M</p>	 <p>USEP3369M</p>	 <p>USEP3371M</p>	 <p>USEP3372</p>
















Note: The photos or illustrations shown above are for reference purposes only. It does not suggest or imply that all the referenced pumps are manufactured by US Motor Works.

 USEP3372M	 USEP3500	 USEP3500M	 USEP3501
 USEP3501M	 USEP3506M	 USEP3507	 USEP3507M
 USEP3507R	 USEP3508M	 USEP3509M	 USEP3510M
 USEP3511M	 USEP3514M	 USEP3518M	 USEP3519M
 USEP3521M	 USEP3522M	 USEP3526	 USEP3527M





















Note: The photos or illustrations shown above are for reference purposes only. It does not suggest or imply that all the referenced pumps are manufactured by US Motor Works.

 <p>USEP3529M</p>	 <p>USEP3530M</p>	 <p>USEP3533M</p>	 <p>USEP3534M</p>
 <p>USEP3536M</p>	 <p>USEP3537M</p>	 <p>USEP3539M</p>	 <p>USEP3540</p>
 <p>USEP3542M</p>	 <p>USEP3543M</p>	 <p>USEP3545</p>	 <p>USEP3549M</p>
 <p>USEP3551M</p>	 <p>USEP3552M</p>	 <p>USEP3554M</p>	 <p>USEP3555M</p>
 <p>USEP3556M</p>	 <p>USEP3557M</p>	 <p>USEP3559M</p>	 <p>USEP3560M</p>


Note: The photos or illustrations shown above are for reference purposes only. It does not suggest or imply that all the referenced pumps are manufactured by US Motor Works.

 USEP3563M	 USEP3564M	 USEP3566M	 USEP3567
 USEP3568M	 USEP3569M	 USEP3572M	 USEP3573M
 USEP3574M	 USEP3575M	 USEP3581M	 USEP3583M
 USEP3584M	 USEP3587M	 USEP3588M	 USEP3591M
 USEP3592M	 USEP3598M	 USEP3599M	 USEP3602M

Note: The photos or illustrations shown above are for reference purposes only. It does not suggest or imply that all the referenced pumps are manufactured by US Motor Works.

 USEP3604M	 USEP3609M	 USEP3610M	 USEP3614M
 USEP3615M	 USEP3616M	 USEP3621S	 USEP3622S
 USEP3624S	 USEP3625S	 USEP3632S	 USEP3633S
 USEP3637S	 USEP3641S	 USEP3642S	 USEP3643S
 USEP3650S	 USEP3678M	 USEP3679M	 USEP3681M

Note: The photos or illustrations shown above are for reference purposes only. It does not suggest or imply that all the referenced pumps are manufactured by US Motor Works.

 USEP3682M	 USEP3684M	 USEP3688M	 USEP3700M
 USEP3702M	 USEP3703M	 USEP3705M	 USEP3706M
 USEP3707M	 USEP3715M	 USEP3717M	 USEP3726M
 USEP3732M	 USEP3737M	 USEP3746M	 USEP3747M
 USEP3752M	 USEP3790M	 USEP3900	 USEP3901
















Note: The photos or illustrations shown above are for reference purposes only. It does not suggest or imply that all the referenced pumps are manufactured by US Motor Works.

 <p>USEP3902</p>	 <p>USEP3903</p>	 <p>USEP3904</p>	 <p>USEP3905M</p>
 <p>USEP3907</p>	 <p>USEP3908</p>	 <p>USEP3910</p>	 <p>USEP3912M</p>
 <p>USEP3913M</p>	 <p>USEP3914M</p>	 <p>USEP3917M</p>	 <p>USEP3918M</p>
 <p>USEP3919</p>	 <p>USEP3919M</p>	 <p>USEP3920M</p>	 <p>USEP3921M</p>
 <p>USEP3922M</p>	 <p>USEP3923M</p>	 <p>USEP3924M</p>	 <p>USEP3925M</p>
















Note: The photos or illustrations shown above are for reference purposes only. It does not suggest or imply that all the referenced pumps are manufactured by US Motor Works.

 USEP3927M	 USEP3929M	 USEP3930M	 USEP3933
 USEP3935M	 USEP3938M	 USEP3939M	 USEP3940M
 USEP3941M	 USEP3942M	 USEP3943M	 USEP3944M
 USEP3945M	 USEP3947	 USEP3947M	 USEP3948M
 USEP3950M	 USEP3951M	 USEP3952M	 USEP3953M





















Note: The photos or illustrations shown above are for reference purposes only. It does not suggest or imply that all the referenced pumps are manufactured by US Motor Works.

 USEP3954M	 USEP3956M	 USEP3957M	 USEP3961
 USEP3962M	 USEP3963M	 USEP3964	 USEP3966M
 USEP3967M	 USEP3968M	 USEP3971M	 USEP3972M
 USEP3973M	 USEP3974M	 USEP3976M	 USEP3978M
 USEP3979M	 USEP3980M	 USEP3983	 USEP3992M

Note: The photos or illustrations shown above are for reference purposes only. It does not suggest or imply that all the referenced pumps are manufactured by US Motor Works.

 USEP3994M	 USEP3995M	 USEP3996M	 USEP4003M
 USEP4034M	 USEP7000	 USEP7001	 USEP7006A
 USEP7010	 USEP7012	 USEP7018	 USEP7020
 USEP7030M	 USEP7031	 USEP7040	 USEP7040M
 USEP7041	 USEP7047	 USEP7047M	 USEP7048





















Note: The photos or illustrations shown above are for reference purposes only. It does not suggest or imply that all the referenced pumps are manufactured by US Motor Works.

 <p>USEP7048M</p>	 <p>USEP7049</p>	 <p>USEP7049M</p>	 <p>USEP7050</p>
 <p>USEP7050M</p>	 <p>USEP7051S</p>	 <p>USEP7052</p>	 <p>USEP7054</p>
 <p>USEP7054M</p>	 <p>USEP7055M</p>	 <p>USEP7056M</p>	 <p>USEP7057M</p>
 <p>USEP7062</p>	 <p>USEP7062M</p>	 <p>USEP7063</p>	 <p>USEP7063M</p>
 <p>USEP7064</p>	 <p>USEP7065M</p>	 <p>USEP7068H</p>	 <p>USEP7069H</p>





















Note: The photos or illustrations shown above are for reference purposes only. It does not suggest or imply that all the referenced pumps are manufactured by US Motor Works.

 USEP7071H	 USEP7072S	 USEP7073S	 USEP7074H
 USEP7075M	 USEP7076M	 USEP7077M	 USEP7086M
 USEP7087M	 USEP7089M	 USEP7091S	 USEP7093
 USEP7093M	 USEP7094	 USEP7094M	 USEP7095M
 USEP7096M	 USEP7097	 USEP7097M	 USEP7099M





















Note: The photos or illustrations shown above are for reference purposes only. It does not suggest or imply that all the referenced pumps are manufactured by US Motor Works.

 USEP7100M	 USEP7101M	 USEP7103M	 USEP7104M
 USEP7111M	 USEP7113M	 USEP7114M	 USEP7115MN
 USEP7116	 USEP7116M	 USEP7117	 USEP7117M
 USEP7121M	 USEP7122M	 USEP7123M	 USEP7124M
 USEP7127M	 USEP7128M	 USEP7130M	 USEP7137M





















Note: The photos or illustrations shown above are for reference purposes only. It does not suggest or imply that all the referenced pumps are manufactured by US Motor Works.

 USEP7138M	 USEP7141M	 USEP7142M	 USEP7143M
 USEP7144M	 USEP7146M	 USEP7152M	 USEP7153
 USEP7154	 USEP7156MN	 USEP7158M	 USEP7159M
 USEP7160M	 USEP7161M	 USEP7162M	 USEP7165M
 USEP7167M	 USEP7168M	 USEP7169M	 USEP7170M





















Note: The photos or illustrations shown above are for reference purposes only. It does not suggest or imply that all the referenced pumps are manufactured by US Motor Works.

 USEP7172M	 USEP7180M	 USEP7182M	 USEP7184M
 USEP7189M	 USEP7190M	 USEP7191M	 USEP7192M
 USEP7196M	 USEP7197M	 USEP7198M	 USEP7199M
 USEP7200M	 USEP7206	 USEP7207	 USEP7210M
 USEP7218M	 USEP7219M	 USEP7220M	 USEP7221





















Note: The photos or illustrations shown above are for reference purposes only. It does not suggest or imply that all the referenced pumps are manufactured by US Motor Works.

			
USEP7230	USEP7237M	USEP7241M	USEP7333
			
USEP7334	USEP7359	USEP8000	USEP8002
			
USEP8004	USEP8012SP	USEP8016S	USEP8016SP
			
USEP8023	USEP8030	USEP8032	USEP8048
			
USEP8060	USEP8061	USEP8075	USEP8076





















Note: The photos or illustrations shown above are for reference purposes only. It does not suggest or imply that all the referenced pumps are manufactured by US Motor Works.

 <p>USEP8077</p>	 <p>USEP8096</p>	 <p>USEP8097</p>	 <p>USEP8098</p>
 <p>USEP8111</p>	 <p>USEP8114</p>	 <p>USEP8116</p>	 <p>USEP8118</p>
 <p>USEP8119</p>	 <p>USEP8123</p>	 <p>USEP8124</p>	 <p>USEP8132</p>
 <p>USEP8138H</p>	 <p>USEP8139</p>	 <p>USEP8147</p>	 <p>USEP8149</p>
 <p>USEP8150</p>	 <p>USEP8151</p>	 <p>USEP8158</p>	 <p>USEP8177</p>





















Note: The photos or illustrations shown above are for reference purposes only. It does not suggest or imply that all the referenced pumps are manufactured by US Motor Works.

			
USEP8186	USEP8190	USEP8192	USEP8200
			
USEP8202	USEP8211	USEP8213	USEP8218
			
USEP8219	USEP8222	USEP8224	USEP8229
			
USEP8233	USEP8234M	USEP8235	USEP8236
			
USEP8240	USEP8244	USEP8244M	USEP8247




















Note: The photos or illustrations shown above are for reference purposes only. It does not suggest or imply that all the referenced pumps are manufactured by US Motor Works.

 <p>USEP8249</p>	 <p>USEP8250</p>	 <p>USEP8255</p>	 <p>USEP8256</p>
 <p>USEP8260</p>	 <p>USEP8269H</p>	 <p>USEP8271</p>	 <p>USEP8272</p>
 <p>USEP8278</p>	 <p>USEP8285</p>	 <p>USEP8286</p>	 <p>USEP8287</p>
 <p>USEP8289</p>	 <p>USEP8293M</p>	 <p>USEP8294M</p>	 <p>USEP8305</p>
 <p>USEP8307</p>	 <p>USEP8308</p>	 <p>USEP8309</p>	 <p>USEP8310</p>





















Note: The photos or illustrations shown above are for reference purposes only. It does not suggest or imply that all the referenced pumps are manufactured by US Motor Works.

			
USEP8312	USEP8314	USEP8316	USEP8318
			
USEP8321	USEP8322H	USEP8324H	USEP8325H
			
USEP8335	USEP8338H	USEP8341H	USEP8343
			
USEP8349H	USEP8351H	USEP8366M	USEP8368M
			
USEP8371	USEP8375	USEP8376	USEP8379M















Note: The photos or illustrations shown above are for reference purposes only. It does not suggest or imply that all the referenced pumps are manufactured by US Motor Works.

 <p>USEP8381</p>	 <p>USEP8382</p>	 <p>USEP8384M</p>	 <p>USEP8385</p>
 <p>USEP8390</p>	 <p>USEP8392</p>	 <p>USEP8393M</p>	 <p>USEP8394M</p>
 <p>USEP8397M</p>	 <p>USEP8404</p>	 <p>USEP8408M</p>	 <p>USEP8412M</p>
 <p>USEP8415M</p>	 <p>USEP8416M</p>	 <p>USEP8418</p>	 <p>USEP8419</p>
 <p>USEP8421M</p>	 <p>USEP8424M</p>	 <p>USEP8427M</p>	 <p>USEP8428</p>





















Note: The photos or illustrations shown above are for reference purposes only. It does not suggest or imply that all the referenced pumps are manufactured by US Motor Works.

			
USEP8432	USEP8442H	USEP8451	USEP8454
			
USEP8456	USEP8458	USEP8461S	USEP8465
			
USEP8470M	USEP8474M	USEP8475M	USEP8482M
			
USEP8488	USEP8488M	USEP8496M	USEP8499
			
USEP8502M	USEP8503	USEP8505	USEP8508





















Note: The photos or illustrations shown above are for reference purposes only. It does not suggest or imply that all the referenced pumps are manufactured by US Motor Works.

 <p>USEP8513</p>	 <p>USEP8516</p>	 <p>USEP8520M</p>	 <p>USEP8527M</p>
 <p>USEP8529M</p>	 <p>USEP8530M</p>	 <p>USEP8534M</p>	 <p>USEP8537</p>
 <p>USEP8545M</p>	 <p>USEP8551M</p>	 <p>USEP8591M</p>	 <p>USEP8594M</p>
 <p>USEP8595M</p>	 <p>USEP8640M</p>	 <p>USEP8643</p>	 <p>USEP8654M</p>
 <p>USEP8656M</p>	 <p>USEP8657M</p>	 <p>USEP8660M</p>	 <p>USEP8661M</p>

















Note: The photos or illustrations shown above are for reference purposes only. It does not suggest or imply that all the referenced pumps are manufactured by US Motor Works.

 USEP8662M	 USEP8688M	 USEP8713M	 USEP8717M
 USEP8720M	 USEP8721M	 USEP8723M	 USEP8727
 USEP8730M	 USEP8743M	 USEP8752M	 USEP8756M
 USEP8757M	 USEP8778	 USEP8788M	 USEP8804
 USEP8814M	 USEP8818	 USEP8831M	 USEP8833M

Note: The photos or illustrations shown above are for reference purposes only. It does not suggest or imply that all the referenced pumps are manufactured by US Motor Works.

 <p>USEP8854</p>	 <p>USEP8855M</p>	 <p>USEP8874M</p>	 <p>USEP9049M</p>
 <p>USEP9081M</p>	 <p>USEP10693M</p>	 <p>USEP12001M</p>	 <p>USEP12002M</p>
 <p>USEP12003</p>	 <p>USEP12004</p>	 <p>USEP12006M</p>	 <p>USEP12007</p>
 <p>USEP12010</p>	 <p>USEP12011</p>	 <p>USEP12012M</p>	 <p>USEP12013M</p>
 <p>USEP12014</p>	 <p>USEP12016</p>	 <p>USEP12018M</p>	 <p>USEP12019</p>


Note: The photos or illustrations shown above are for reference purposes only. It does not suggest or imply that all the referenced pumps are manufactured by US Motor Works.

			
USEP12020	USEP12021	USEP12022	USEP12024
			
USEP12024M	USEP12026	USEP12026M	USEP12027
			
USEP12028S	USEP12030M	USEP12038M	USEP12039M
			
USEP12040M	USEP12044	USEP12046	USEP12050M
			
USEP12053M	USEP12067	USEP12080	USEP12083

Note: The photos or illustrations shown above are for reference purposes only. It does not suggest or imply that all the referenced pumps are manufactured by US Motor Works.

 <p>USEP12087</p>	 <p>USEP12095M</p>	 <p>USEP12096M</p>	 <p>USEP12142M</p>
 <p>USEP12143</p>	 <p>USEP12147</p>	 <p>USEP12147M</p>	 <p>USEP12148M</p>
 <p>USEP12210S</p>	 <p>USEP12211M</p>	 <p>USEP12218M</p>	 <p>USEP12223</p>
 <p>USEP12224</p>	 <p>USEP12224M</p>	 <p>USEP12261M</p>	 <p>USEP12263M</p>
 <p>USEP12267M</p>	 <p>USEP12271</p>	 <p>USEP12272</p>	 <p>USEP12273M</p>

Note: The photos or illustrations shown above are for reference purposes only. It does not suggest or imply that all the referenced pumps are manufactured by US Motor Works.



US MOTOR WORKS, LLC
14722 ANSON AVE
SANTA FE SPRINGS, CA 90670
TEL: +1 (562) 404 - 0488
FAX: +1 (562) 404 - 8770
www.usmotorworks.com